
CHENIERE ENERGY, INC.

U.S. LNG EXPORTS: GAME CHANGER FOR THE GLOBAL GAS MARKET

June 26, 2017



Anatol Feygin

Executive Vice President and Chief Commercial Officer

The bottom portion of the slide is decorated with several light gray, curved, wavy lines that sweep across the width of the page from left to right.

Safe Harbor Statements

Forward-Looking Statements

This presentation contains certain statements that are, or may be deemed to be, “forward-looking statements” within the meaning of Section 27A of the Securities Act of 1933, as amended, and Section 21E of the Securities Exchange Act of 1934, as amended. All statements, other than statements of historical or present facts or conditions, included or incorporated by reference herein are “forward-looking statements.” Included among “forward-looking statements” are, among other things:

- statements regarding the ability of Cheniere Energy Partners, L.P. to pay distributions to its unitholders or Cheniere Energy Partners LP Holdings, LLC or Cheniere Energy, Inc. to pay dividends to its shareholders or participate in share or unit buybacks;
- statements regarding Cheniere Energy, Inc.’s, Cheniere Energy Partners LP Holdings, LLC’s or Cheniere Energy Partners, L.P.’s expected receipt of cash distributions from their respective subsidiaries;
- statements that Cheniere Energy Partners, L.P. expects to commence or complete construction of its proposed liquefied natural gas (“LNG”) terminals, liquefaction facilities, pipeline facilities or other projects, or any expansions or portions thereof, by certain dates or at all;
- statements that Cheniere Energy, Inc. expects to commence or complete construction of its proposed LNG terminals, liquefaction facilities, pipeline facilities or other projects, or any expansions or portions thereof, by certain dates or at all;
- statements regarding future levels of domestic and international natural gas production, supply or consumption or future levels of LNG imports into or exports from North America and other countries worldwide, or purchases of natural gas, regardless of the source of such information, or the transportation or other infrastructure, or demand for and prices related to natural gas, LNG or other hydrocarbon products;
- statements regarding any financing transactions or arrangements, or ability to enter into such transactions;
- statements relating to the construction of our proposed liquefaction facilities and natural gas liquefaction trains (“Trains”) and the construction of the Corpus Christi Pipeline, including statements concerning the engagement of any engineering, procurement and construction (“EPC”) contractor or other contractor and the anticipated terms and provisions of any agreement with any EPC or other contractor, and anticipated costs related thereto;
- statements regarding any agreement to be entered into or performed substantially in the future, including any revenues anticipated to be received and the anticipated timing thereof, and statements regarding the amounts of total LNG regasification, natural gas, liquefaction or storage capacities that are, or may become, subject to contracts;
- statements regarding counterparties to our commercial contracts, construction contracts and other contracts;
- statements regarding our planned development and construction of additional Trains or pipelines, including the financing of such Trains or pipelines;
- statements that our Trains, when completed, will have certain characteristics, including amounts of liquefaction capacities;
- statements regarding our business strategy, our strengths, our business and operation plans or any other plans, forecasts, projections or objectives, including anticipated revenues, capital expenditures, maintenance and operating costs, run-rate SG&A estimates, cash flows, EBITDA, Adjusted EBITDA, run-rate EBITDA, contracted EBITDA, free cash flow, distributable cash flow, distributable cash flow per share, Net Loss, As Adjusted, and Net Loss Per Share, As Adjusted, any or all of which are subject to change;
- statements regarding projections of revenues, expenses, earnings or losses, working capital or other financial items;
- statements regarding legislative, governmental, regulatory, administrative or other public body actions, approvals, requirements, permits, applications, filings, investigations, proceedings or decisions;
- statements regarding our anticipated LNG and natural gas marketing activities; and
- any other statements that relate to non-historical or future information.

These forward-looking statements are often identified by the use of terms and phrases such as “achieve,” “anticipate,” “believe,” “contemplate,” “develop,” “estimate,” “example,” “expect,” “forecast,” “goals,” “opportunities,” “plan,” “potential,” “project,” “propose,” “subject to,” “strategy,” “target,” and similar terms and phrases, or by use of future tense. Although we believe that the expectations reflected in these forward-looking statements are reasonable, they do involve assumptions, risks and uncertainties, and these expectations may prove to be incorrect. You should not place undue reliance on these forward-looking statements, which speak only as of the date of this presentation. Our actual results could differ materially from those anticipated in these forward-looking statements as a result of a variety of factors, including those discussed in “Risk Factors” in the Cheniere Energy, Inc., Cheniere Energy Partners, L.P. and Cheniere Energy Partners LP Holdings, LLC Annual Reports on Form 10-K filed with the SEC on February 24, 2017, which are incorporated by reference into this presentation. All forward-looking statements attributable to us or persons acting on our behalf are expressly qualified in their entirety by these “Risk Factors.” These forward-looking statements are made as of the date of this presentation, and other than as required by law, we undertake no obligation to update or revise any forward-looking statement or provide reasons why actual results may differ, whether as a result of new information, future events or otherwise.

Reconciliation to U.S. GAAP Financial Information

The following presentation includes certain “non-GAAP financial measures” as defined in Regulation G under the Securities Exchange Act of 1934, as amended. Schedules are included in the appendix hereto that reconcile the non-GAAP financial measures included in the following presentation to the most directly comparable financial measures calculated and presented in accordance with U.S. GAAP.

Overview

- Update on Cheniere's Activities
- Overview of US LNG Exports
- Impact of US LNG on the Global Market



Sabine Pass First Cargo: 24th Feb 2016

Cheniere LNG Platform: Delivering on Growth

	SPL Stage 1	SPL Stage 2	SPL Stage 3	CCL Stage 1
Project Status*	100% Completed	98.1% Completed	67.2% Completed	65.6% Completed
	Train 1 - Operational Train 2 - Operational	Train 3 – Operational Train 4 – Commissioning	Train 5 – 3Q 2019	Train 1 – 1Q 2019 Train 2 – 2Q 2019
	\$30 Billion Investment			

- Developing 7 train platform at Sabine Pass and Corpus Christi
- ~ \$30 billion investment in the U.S. economy and thousands of jobs
- Three trains reached substantial completion in 10 month period
- Delivered on time and on budget; starting stable revenue stream
- All 7 trains expected online by year end 2019
- Two additional trains fully permitted and ample expansion capacity available

Continue to transition trains from construction to operations safely, efficiently, ahead of schedule and within budget

Cheniere's LNG Plants – Transitioning from Construction to Operations



Sabine SPA Customers



Corpus SPA Customers



Cheniere Investing in Significant Infrastructure to Drive Domestic Production and Support Global LNG Sales

World Scale Liquefaction



- Premier LNG provider with proven track record and economies of scale
 - ~\$30 billion of project capital
 - Execution ahead of schedule and within budget
 - Experienced workforce
- Ability to add incremental capacity
 - Incremental 9 mtpa fully permitted
 - Ample space to add additional trains at both Corpus and Sabine Pass sites

Top Pipeline Capacity Holder



- One of the largest firm pipeline capacity holders with over 5 Bcf/d of firm capacity on 8 pipeline systems
 - Ensures plant reliability and supply diversity through access to key basins
 - Access to gas storage to manage varying output levels and unplanned outages
 - Able to leverage existing network to supply incremental gas to feed additional trains

Developing Midship



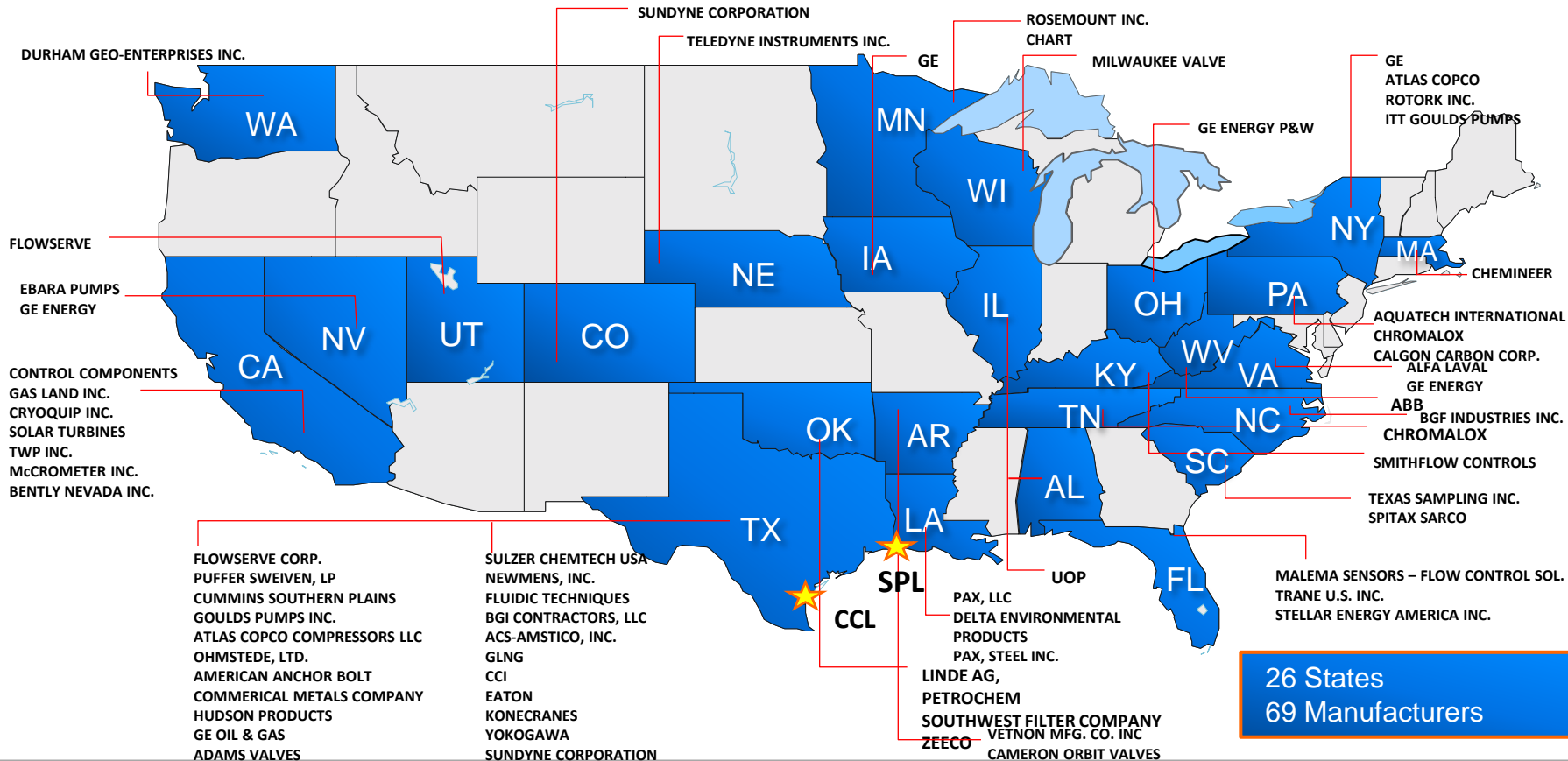
- Secured equity financing for Midship
 - A 200 mile pipeline in Oklahoma
 - Connects the prolific STACK and SCOOP plays to Gulf Coast demand
 - Shippers: CCL, Devon, Marathon, Gulfport
 - In-Service: 2019
 - Further enhances Cheniere's LNG offering by demonstrating successful supply portfolio growth

Evaluating Mid-Scale LNG Solution



- Assessing midscale LNG project
 - Modular design encompassing up to 7 1.4 mtpa trains
 - Leverage existing sites and infrastructure
 - Initial cost estimates competitive with CCT3

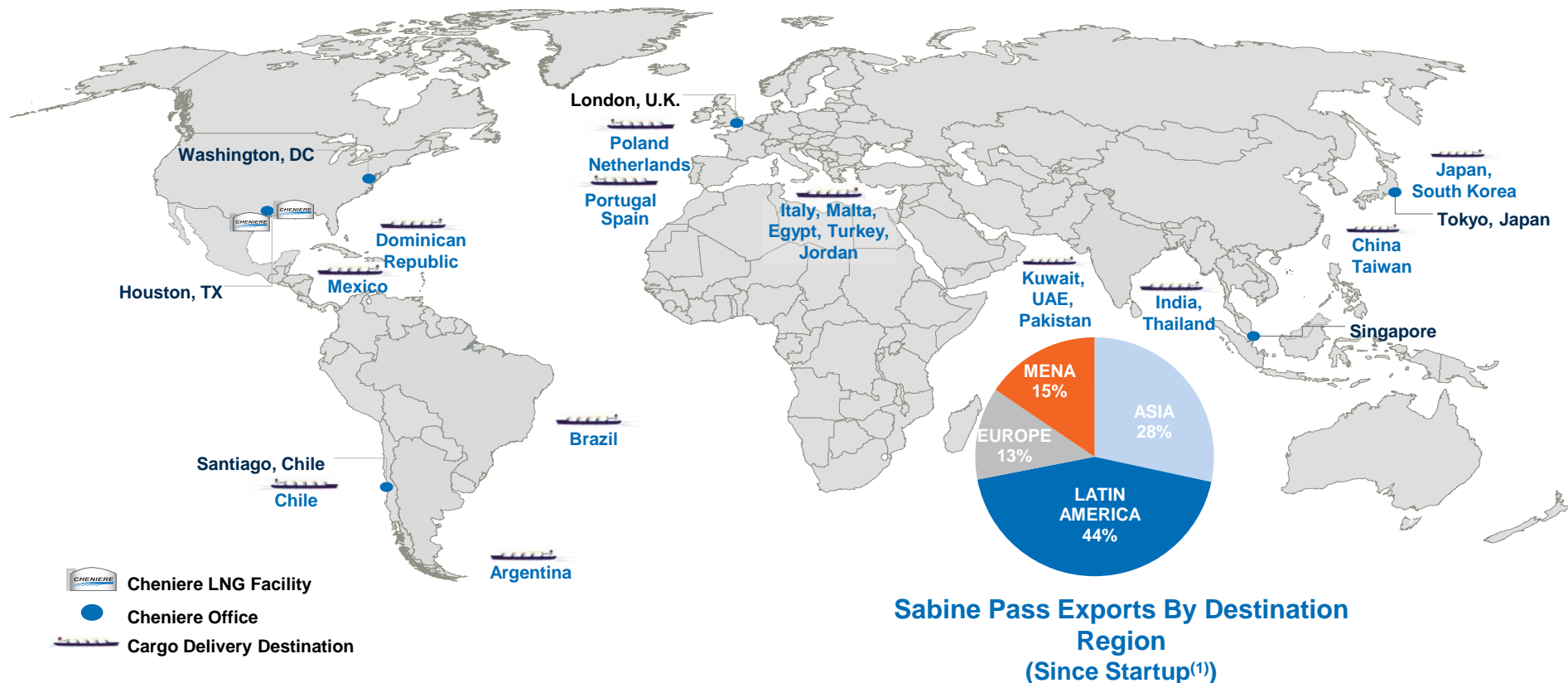
Cheniere Energy – An Investment in American Manufacturing



26 States
69 Manufacturers

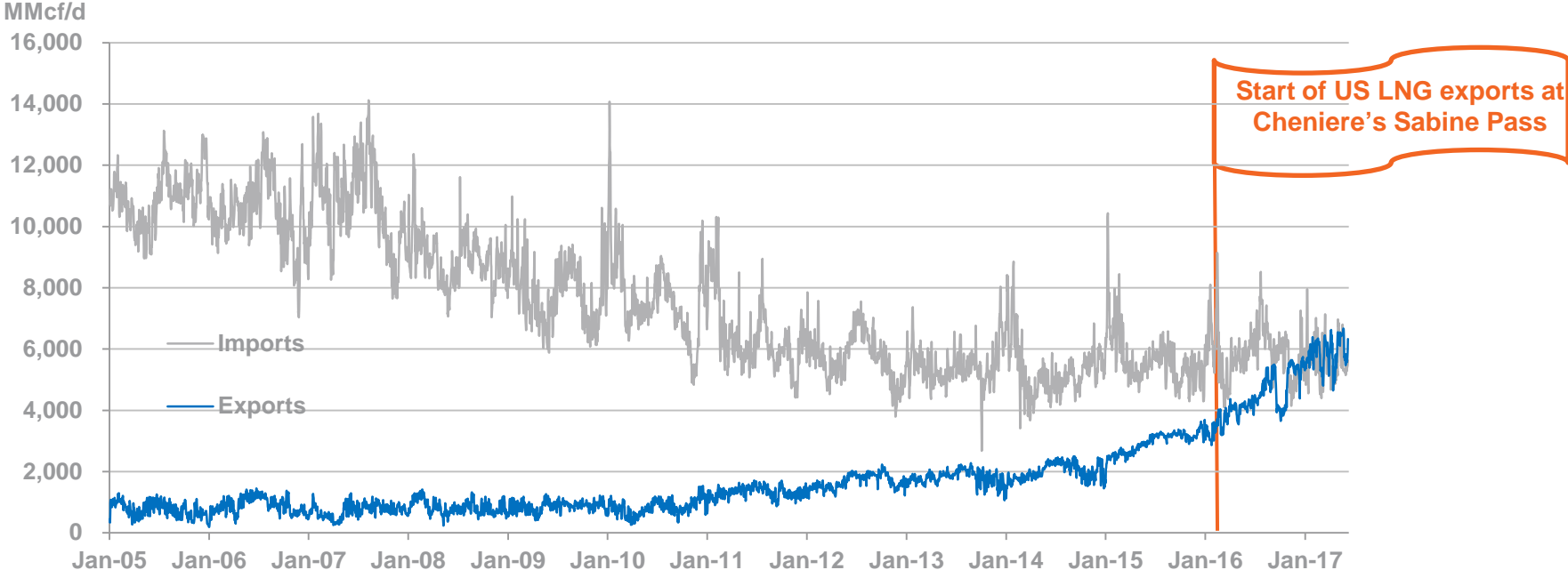
Destination of Sabine Pass Cargoes

Since Start Up, More than 140 Cargoes Loaded and Delivered to 23 Countries



U.S. to be Net Exporter with Ramp-Up in Gas / LNG Exports

- LNG exports provide an important source of gas demand growth to U.S. companies
- LNG and gas exports will help the U.S. achieve energy independence
- At least 8 Bcf/d of potential LNG exports by 2020 to gain the U.S. an influential position on world stage of gas



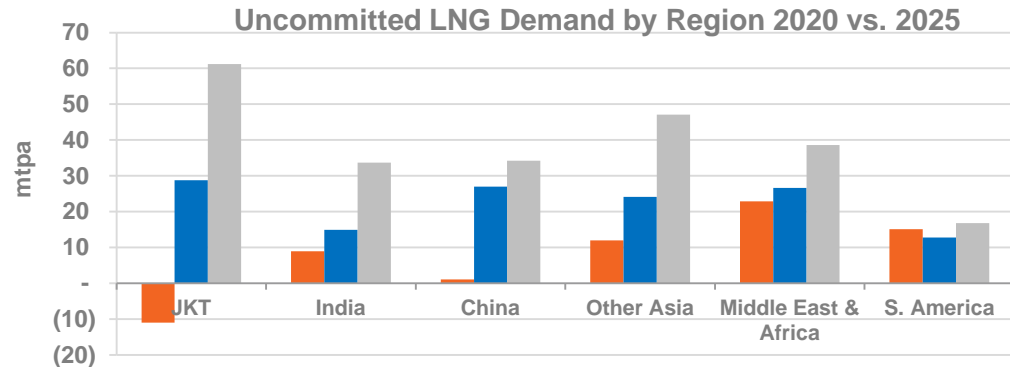
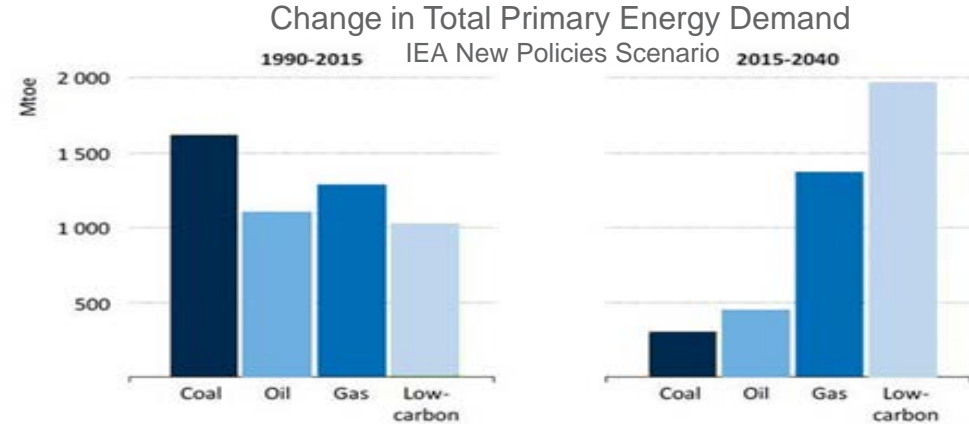
Source: Cheniere Research, Bentek data

U.S. LNG Expected to be Key in Satisfying Robust Global Gas Growth

Gas Demand Growth Remains Robust, Driven by Emerging Economies

Gas is Pivotal in Reducing Emissions' Intensity of Heat & Power

Competitive U.S. LNG Supplies Enhance Access Amid Secular Shift to Cleaner Fuels



■ Contestable Demand 2020 ■ Contestable Demand 2025 ■ Contestable Demand 2030

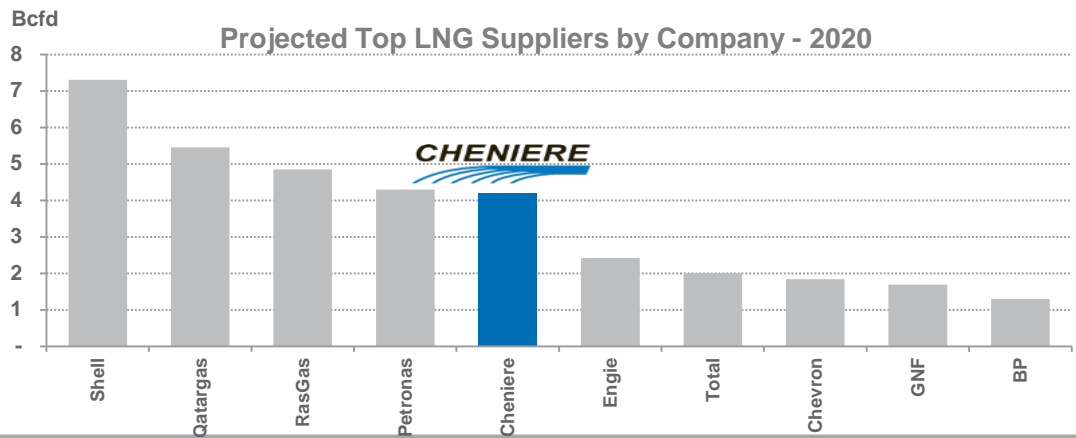
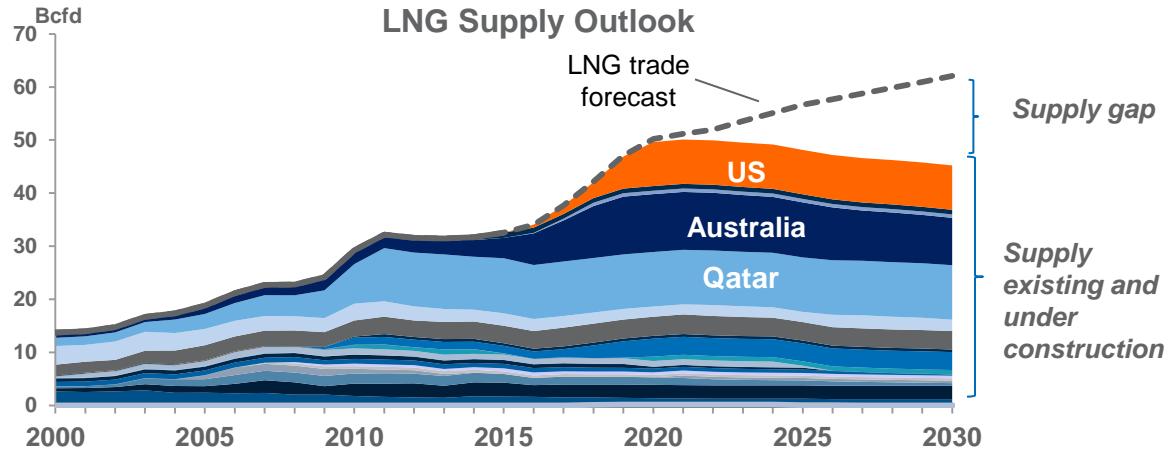
Source: Cheniere Research, Global Data, Wood Mackenzie, IEA
 (1) China plans to grow share of gas to 15% by 2030; India in the next few years

A Growing Global Role For U.S. LNG and Cheniere

U.S. On Track to be Top 3 LNG Supplier in the World by 2020

U.S. Well Positioned to Expand & Competitively Satisfy Global Demand Needs

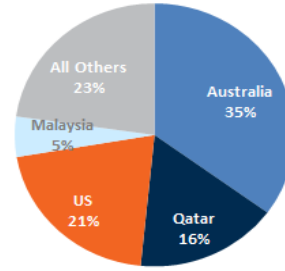
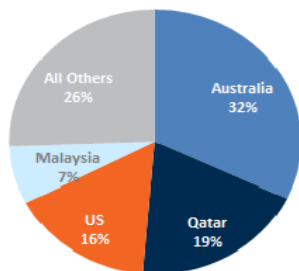
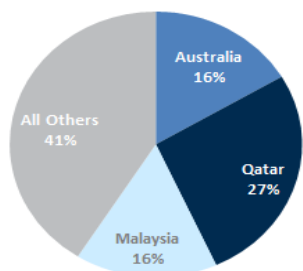
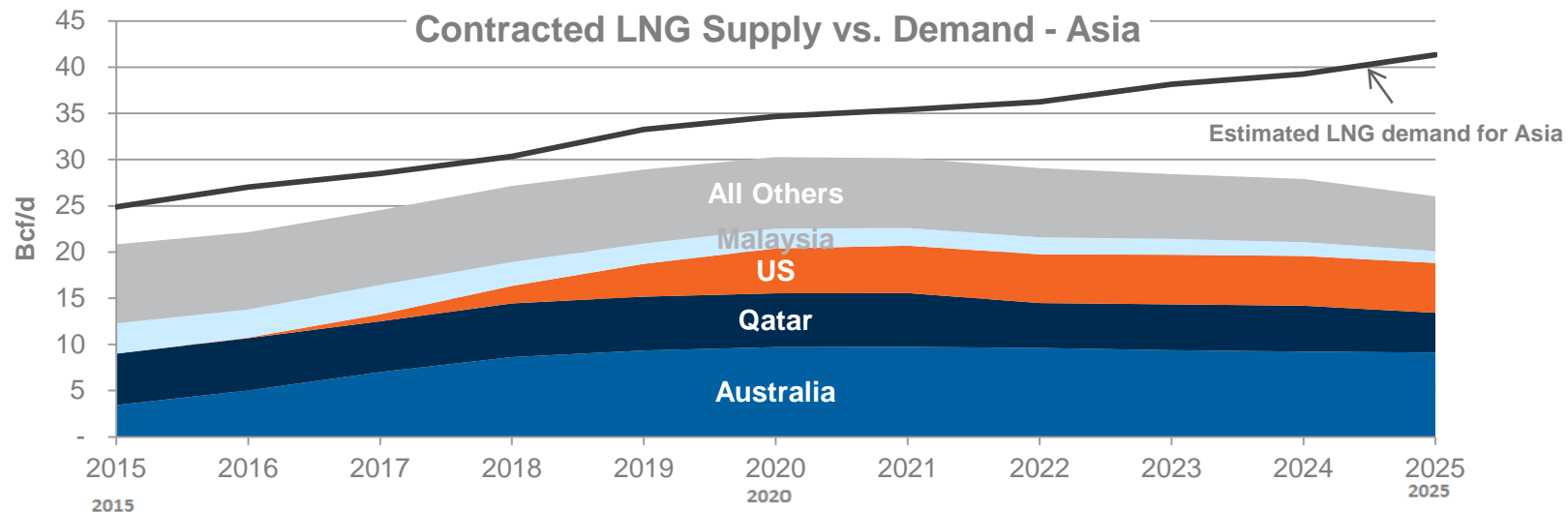
Cheniere on Track to be a Top-5 Seller Less Than 5 Years After First Cargo



Source: Cheniere Research, Wood Mackenzie

U.S. LNG Diversifies Supply Sources

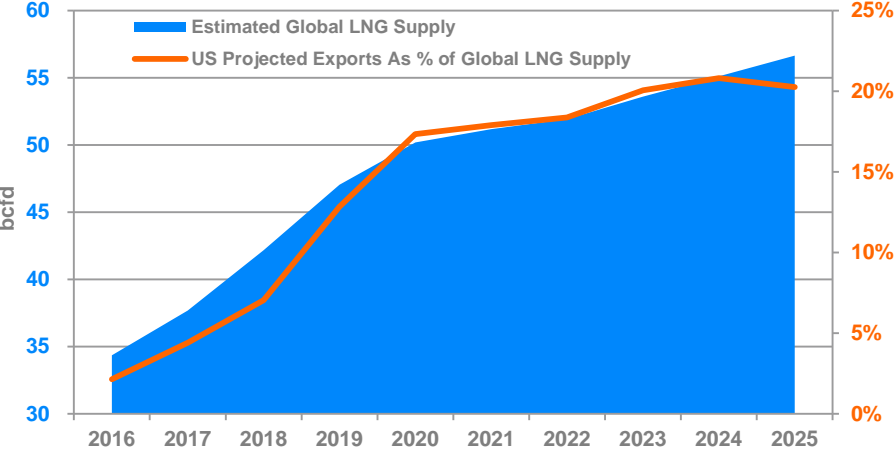
Diversity of long term LNG supplies into Asia will be enhanced as more U.S. contracts come into force



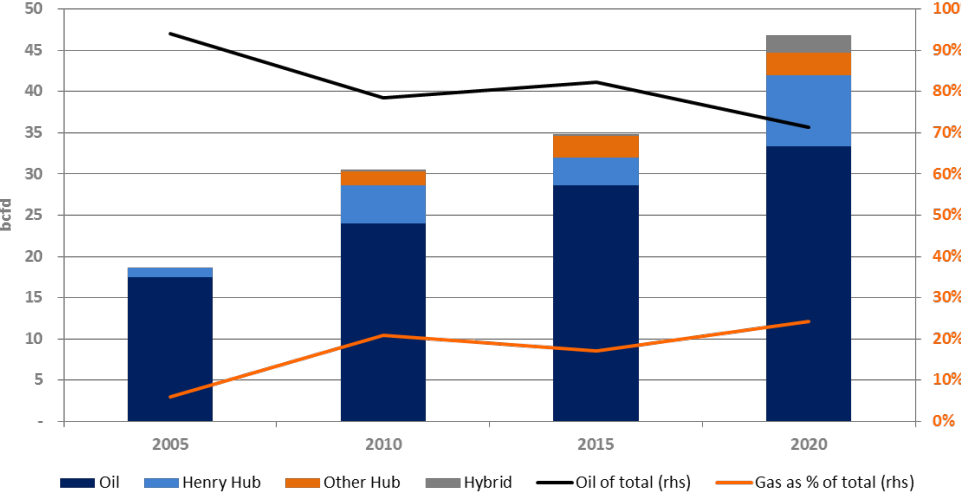
Flexible U.S. LNG to Represent a Growing Part of Global Supply Mix

- Price indexation in LNG contracts is more dynamic today with more structures competing for demand
- Diversification away from oil is increasing as more Henry Hub contracts come into force

US LNG Percentage of Global Supplies



Price Indices in LNG Contracts



Source: Cheniere Research 2016 Estimates

10 Ways U.S. LNG is Changing the Global Market

1. Significant new supply source ***reduces the market power of incumbents***
2. Competitive cost sets ***price marker for new LNG supplies***
3. Transparent pricing ***improves price discovery***
4. Destination flexible supply ***reduces the rigidity of current trade***
5. Growth in liquidity will result in ***development of trading and risk management tools ...***
6. ... and aid the **formation of LNG trade hubs in Asia**
7. Volume flexibility provides buyers a ***'safety valve' on supply commitments***
8. HH indexed pricing ***weakens the influence of oil price*** on the global gas market
9. HH pricing construct **reduces pricing volatility**
10. Increasing **influence of US energy diplomacy**

U.S. LNG Exports to Have Far Reaching Consequences Domestically and Abroad

- Exports are key to provide demand growth and promote domestic energy production
 - ✓ LNG exports are important to U.S. producers: Provide additional outlets for their gas
 - ✓ Flexible LNG exports will help balance the domestic market and curb price volatility
- Cheniere continues to invest in infrastructure to support domestic growth and LNG sales
 - ✓ \$30+ billion infrastructure investment in America; ~9,000 direct construction jobs at peak construction over a period of approximately 9 years; ~1,000 full-time direct jobs once fully constructed
 - ✓ Cheniere now the largest consumer of U.S. natural gas with ~5 Bcfd expected when fully operational
 - ✓ One of the largest pipeline capacity holder
 - ✓ Assessing new projects to compliment platform
- Growing US supplies will provide impetus for a more predictable international LNG trade
 - ✓ increase buyer choices globally
 - ✓ Improve price discovery and drive hub formation
 - ✓ Increase connectivity between markets and smooth out high price disparities
 - ✓ increase U.S. political leverage and weaken incumbents' grip
 - ✓ Leads to greater supply diversity, enhanced flexibility and increased price transparency

Thank You

