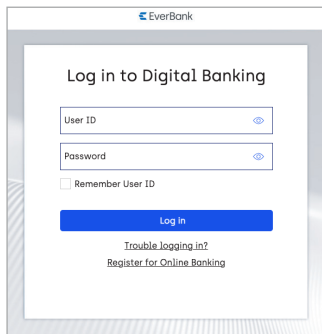


First time log in to your EverBank accounts on our enhanced platform

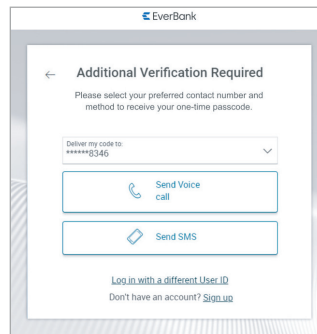
To start:

Download the new EverBank mobile app at the App Store® or GooglePlay™ or go online to [everbank.com](https://www.everbank.com) and select "Log In" in the upper right corner. Then choose "Log In to EverBank Online Banking."

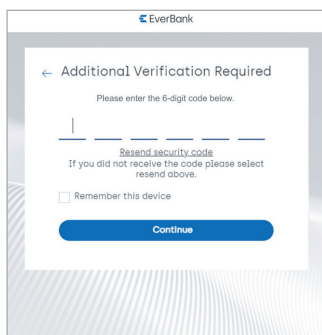


1. Enter your current User ID and Password and click **Log in**.

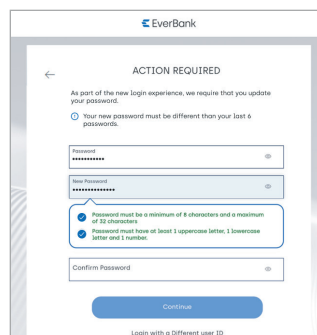
ATTN: Enter your User ID in all lowercase characters.



2. For your security, verify your account by clicking to receive a one-time passcode by voice or SMS, depending on whether we have your home or mobile phone number on file.



3. Enter your 6-digit passcode and click **Continue**.



4. Create a new password that meets the requirements shown. Click **Continue** after confirming your new password.

NOTE: A small group of clients may also be prompted to update their User ID to meet our new security requirements.

Finish up:

Check your consent for each of the two Agreements and click **Continue**. Then you can also enroll in any additional services by checking the appropriate box that pops up. Click **Continue** if interested.

Now you're ready to start your enhanced EverBank online experience!

Scan below to go mobile

The new EverBank mobile app is waiting for you.

