

SOLUTION BRIEF

Easy and Secure Guest Onboarding and Wi-Fi Access with Fortinet FortiGuest and Honeywell Sine Core

Executive Summary

Organizations need to manage guest and contractor entry into their offices and easily provide them with secure Wi-Fi access. Previously, enabling guest Wi-Fi access was a manual process that was challenging to facilitate and manage. In addition, security controls were not a priority, which often resulted in guest users having inappropriate access to the Wi-Fi network.

Sine Core provides a simple process to enable visitors to check in when they enter an office or other facility. Capabilities include simple user check-in and checkout with geofencing, badge printing, and reporting. FortiGuest provides network access for visitors with a complete provisioning, management, and reporting system. The two solutions seamlessly integrate for an all-in-one guest experience.

How It Works

The Sine-FortiGuest integration uses webhooks to facilitate visitor onboarding to a wireless network. When a visitor checks in to Sine, a webhook request is sent to FortiGuest. FortiGuest uses this information to create a guest account and sends an email and/or SMS to the visitor containing the necessary Wi-Fi details and credentials. Subsequently, the visitor can connect to the Wi-Fi network and gain secure access to the internet. Once the user checks out, Sine sends a webhook request to FortiGuest, and FortiGuest deletes the guest account.



Guest Features

Guest Onboarding With Sine Integration

- 1 Guest registers via the Sine visitor device at the reception desk
- 2 Sine cloud portal creates a visitor pass
- 3 Host is notified by SMS, email and/or push notification
- 4 Sine cloud portal makes webhooks request to FortiGuest, passing along visitor details
- 5 FortiGuest creates a guest account for the visitor from Sine-provided details
- 6 FortiGuest sends email or SMS with Wi-Fi details and credentials to visitor
- 7 Visitor connects to Wi-Fi

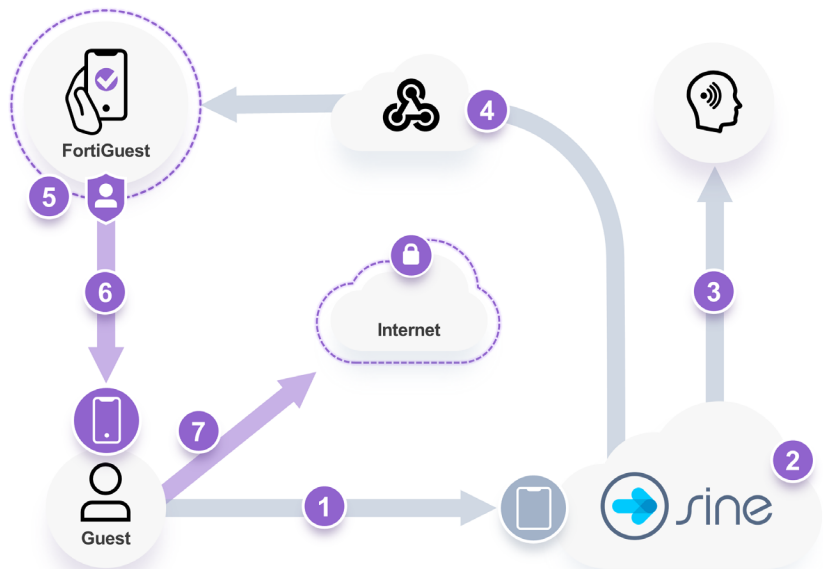


Figure 1: Sine and FortiGuest workflow

Visitors can easily log in by entering their details at a Sine application kiosk. The information required can be customized by the organization as needed.

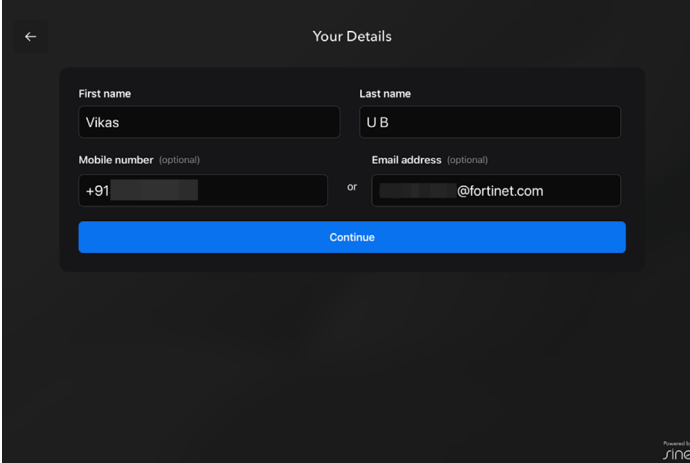


Figure 2: Example of the guest details screen

Organizations may also ask a variety of compliance questions, such as whether they agree to regulations or safety guidelines.

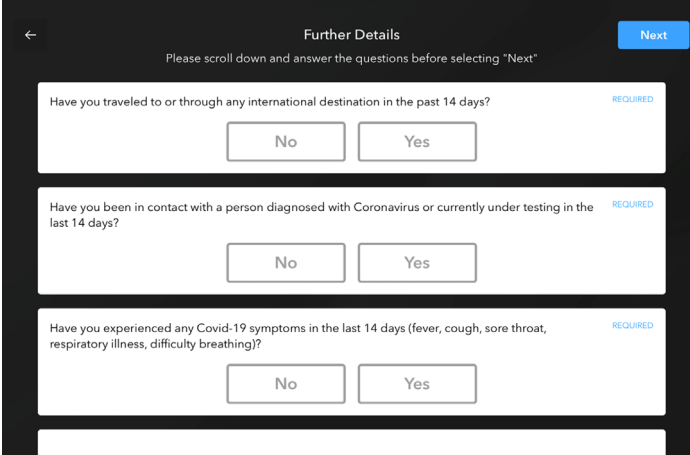


Figure 3: Example COVID-19 compliance questions

Once guest users have registered, they will be logged in by Sine, have their badge printed, and be provided with login details for the Wi-Fi network via either email or SMS through the integration of FortiGuest.

Simply Solve Guest Onboarding and Wi-Fi Access

Together, FortiGuest and Sine Core offer an easy-to-use solution for managing guest visits and securely allowing visitors to use the Wi-Fi network. For details on how to set up the simple Sine and FortiGuest integration, see the [documentation](#). See the [ordering guide](#) for information on the simple, per-user FortiGuest licensing. For details on the Sine product and licensing, visit the [Sine Core webpage](#).



www.fortinet.com