

Model Year **2019**

Fuel Economy Guide

Find-a-Car app



fueleconomy.gov




DOE/EE-1878

U.S. Department of Energy
Office of Energy Efficiency and Renewable Energy

U.S. Environmental Protection Agency
UPDATED: September 12, 2024





contents

- Using the *Fuel Economy Guide* / i
- Understanding the Guide Listings / 1
- Why Some Vehicles Are Not Listed / 1
- Tax Incentives and Disincentives / 2
- Fuel Economy Saves You Money / 2
- Fueling Options / 2
- Vehicle Classes Used in This Guide / 3
- Annual Fuel Cost Ranges for Vehicle Classes / 3
- Advanced Vehicle Technologies / 4
- Charging Your Electric or Plug-In Hybrid Vehicle / 4
- Improve Your Fuel Economy / 5
- Fuel Economy Leaders / 6
- 2019 Model Year Vehicles / 7
- Diesel Vehicles / 34
- Fuel Cell Vehicles / 35
- All-Electric Vehicles / 36
- Plug-in Hybrid Electric Vehicles / 38
- Hybrid Electric Vehicles / 42
- Ethanol Flexible Fuel Vehicles / 44
- Index / 46

USING THE FUEL ECONOMY GUIDE

The U.S. Environmental Protection Agency (EPA) and U.S. Department of Energy (DOE) produce the *Fuel Economy Guide* to help car buyers choose the most fuel-efficient vehicle that meets their needs. The *Guide* is available on the Web at fueleconomy.gov.

Fuel Economy Estimates

The purpose of EPA's fuel economy estimates is to provide a reliable basis for comparing vehicles.

Most vehicles in this guide (other than plug-in hybrids) have three fuel economy estimates:

- A "city" estimate that represents urban driving, in which a vehicle is started in the morning (after being parked all night) and driven in stop-and-go traffic
- A "highway" estimate that represents a mixture of rural and interstate highway driving in a warmed-up vehicle, typical of longer trips in free-flowing traffic
- A "combined" estimate that represents a combination of city driving (55%) and highway driving (45%)

Estimates for all vehicles are based on laboratory testing under standardized conditions to allow for fair comparisons.

Flexible fuel vehicles (FFVs), which can use gasoline and E85, have estimates for both fuels. Plug-in hybrid electric vehicles (PHEVs) have estimates for (1) electric-only or blended electric and gasoline operation and (2) gasoline-only operation. PHEVs are discussed in more detail on page 38. For answers to frequently asked questions about fuel economy estimates, visit fueleconomy.gov.

Annual Fuel Cost Estimates

This guide provides annual fuel cost estimates, rounded to the nearest \$50, for each vehicle. The estimates are based on the assumptions that you travel 15,000 miles per year (55% under city driving conditions and 45% under highway conditions) and that fuel costs \$3.24/gallon for regular unleaded gasoline, \$3.79/gallon for mid-grade unleaded gasoline, and \$4.15/gallon for premium. Cost-per-gallon assumptions for vehicles that use other fuel types are discussed at the beginning of those vehicle sections.

Visit fueleconomy.gov to personalize fuel costs based on current fuel prices and your driving habits.

Your Fuel Economy Will Vary

EPA's fuel economy values are good estimates of the fuel economy a typical driver will achieve under average driving conditions and provide a good basis to compare one vehicle to another. Still, your fuel economy may be slightly higher or lower than EPA's estimates. Fuel economy

varies, sometimes significantly, based on driving conditions, driving style, and other factors.

To ensure that estimates are consistent across different makes and models, the EPA estimates are based on a standardized, repeatable testing procedure. These tests model an "average" driver's environment and behavior based on real world conditions, such as stop-and-go traffic.

However, it is impossible for a single test to predict fuel economy precisely for all drivers in all environments. For example, the following factors can lower your vehicle's fuel economy:

- Aggressive driving (speeding and hard acceleration and hard braking)
- Excessive idling, accelerating, and braking in stop-and-go traffic
- Cold weather (engines are more efficient when warmed up). The impact is greater for short trips.
- Driving with a heavy load or with the air conditioner running
- Improperly tuned engine or under-inflated tires
- Driving on mountainous or hilly terrain
- High-performance or snow tires
- Use of remote starters

In addition, small variations in vehicle manufacturing can cause fuel economy variations in the same make and model, and some vehicles don't attain maximum fuel economy until they are "broken in" (around 3,000–5,000 miles).

With fuel-efficient driving techniques, drivers may also achieve better fuel economy than the EPA estimates. See "Improve Your Fuel Economy" on page 5 for tips on maximizing your fuel economy.

The EPA ratings are a useful tool for comparing vehicles because they are always done in precisely the same way under the same set of conditions. However, they may not accurately predict the fuel economy *you* will get. This is also true for annual fuel cost estimates. For more information on fuel economy ratings and factors that affect fuel economy, visit fueleconomy.gov.

UNDERSTANDING THE GUIDE LISTINGS

We hope you'll find the *Fuel Economy Guide* easy to use! Fuel economy and annual fuel cost data are organized by vehicle class (see page 3 for a list of classes). Within each class, vehicles are listed alphabetically by manufacturer and model.

Vehicle models with different features, such as engine size or transmission type, are listed separately. Engine and transmission attributes are shown in the first column under the model name.

Additional attributes needed to distinguish among vehicles (e.g., fuel type or suggested fuel grade) are listed in the "Notes" column. A legend for abbreviations is provided on page 7.

A "P" in the "Notes" column indicates that the manufacturer *recommends* that the vehicle be fueled with premium-grade gasoline, and a "PR" indicates that the manufacturer *requires* premium. The higher price of premium fuel is reflected in the annual fuel cost of these vehicles.

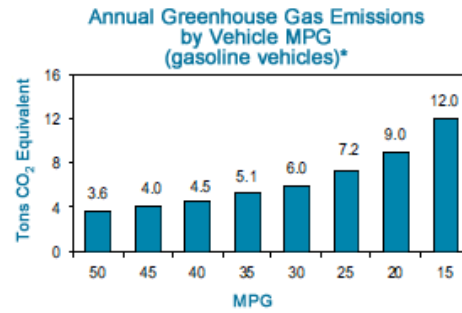
The most fuel-efficient vehicles in each class and alternative fuel vehicles are indicated with special markings (see the diagram below). Vehicles that can use

more than one kind of fuel have an entry for each fuel type.

Interior passenger and cargo volumes are located in the index at the back of the *Guide*.

Each vehicle listing includes a greenhouse gas (GHG) rating on a scale of 1 (worst) to 10 (best). This rating is a comparison of the tailpipe GHG emissions of the vehicle to those of other vehicles of the same model year.

Highway vehicles account for about 24% (1.6 billion tons) of U.S. greenhouse gas emissions each year. The average recent-model vehicle causes the release of 6 to 9 tons of GHGs each year. Switching from a vehicle that gets 20 miles per gallon (MPG) to one that gets 25 MPG can reduce GHG emissions by 1.7 tons per year.



*Includes both tailpipe and upstream emissions.

WHY SOME VEHICLES ARE NOT LISTED

Light-duty fuel economy regulations do not apply to

- Sport utility vehicles (SUVs) and passenger vans with a gross vehicle weight rating (GVWR) of more than 10,000 pounds—GVWR is the vehicle weight plus carrying capacity
- Other vehicles with a GVWR of 8,500 pounds or more or a curb weight over 6,000 pounds

Therefore, manufacturers do not have to estimate their fuel economy, and fuel economy labels are not posted on their windows.

Also, fuel economy information on some vehicles was not available in time to be included in this guide. More up-to-date information can be found at fuelconomy.gov.

Sample Vehicle Listing (Not Actual Data)

Manufacturer Model Configuration (trans, eng size, cyl)	MPG		Annual Fuel Cost	GHG Rating	Notes
	Comb	City/Hwy			
KIA Soul Electric A-1	108	124/93	\$600	10	EV
TOYOTA COROLLA AV-S7, 1.8L, 4cyl	31	28/35	\$1,350	7	PT
M-6, 1.8L, 4cyl	30	27/35	\$1,400	7	PT
LARGE CARS					
CHEVROLET Impala A-S6, 2.5L, 4cyl	25	22/29	\$1,700	5	SS
A-S6, 3.6L, 6cyl	22	19/28	\$1,950	4	
Impala FFV A-S6, 3.6L, 6cyl	22	18/28	\$1,950	4	Gas
	16	14/20	\$1,950	5	E85

Manufacturer

Model

The most fuel-efficient vehicle per class is listed in blue boldface type and marked with a blue pointer (▶).

EPA combined city/highway MPG estimate based on 55% city and 45% highway driving

Vehicle class

Transmission information: type (A=automatic, A-S=automatic transmission-select shift, AV=continuously variable transmission, M=manual, etc.) followed by number of gears or speeds

Alternative fuel vehicles are highlighted by a blue bar, and those that can use two kinds of fuel, such as flexible fuel vehicles (FFVs), have an entry for each fuel type.

EPA city & highway MPG estimates.
EXAMPLE: 124 MPG city; 93 MPG highway

Compares the tailpipe greenhouse gas emissions to those of other vehicles of the same model year on a scale of 1 (worst) to 10 (best)

Additional information to help further identify the vehicle (e.g., engine and fuel system info) along with other useful information about taxes, required fuel grade, etc.
EXAMPLE: P=premium gasoline recommended, T=turbocharger

Estimated annual fuel cost, assuming 15,000 miles of travel a year (55% city and 45% highway) and an average fuel price

FFVs have fuel economy, fuel cost, and GHG estimates for both gasoline and E85.

Includes both tailpipe and upstream emissions.

Engine size (in liters) followed by number of cylinders. EXAMPLE: 3.6-liter, 6-cylinder engine

TAX INCENTIVES AND DISINCENTIVES

Federal Tax Credits

You may be eligible for a federal income tax credit of up to \$7,500 if you purchase a qualifying electric or plug-in hybrid vehicle in 2018-19.

Visit fuelconomy.gov for more information on qualifying models, credit amounts, and phase-out dates.

Gas Guzzler Tax

The Energy Tax Act of 1978 requires auto companies to pay a “gas guzzler” tax on the sale of cars with exceptionally low fuel economy. Such vehicles are identified in the *Guide* by the word “Tax” in the “Notes” column. In the dealer showroom, the words “Gas Guzzler” and the tax amount are listed on the vehicle’s fuel economy label. The tax does not apply to light-duty trucks.

FUEL ECONOMY SAVES YOU MONEY

The average household spends about one-fifth of its total family expenditures on transportation, making it the second most expensive category after housing. You could save as much as \$1,000 (or more) in fuel costs each year by choosing the most fuel-efficient vehicle in a particular class. This can add up to thousands of dollars over a vehicle’s lifetime. Fuel-efficient models come in all shapes and sizes, so you need not sacrifice utility or size.

Each vehicle listing in the *Fuel Economy Guide* provides an estimated annual fuel cost (see page i). The Find and Compare Cars tool at fuelconomy.gov features an annual fuel cost calculator that allows you to insert your local gasoline prices and typical driving conditions (percentage of city and highway driving) to obtain more accurate fuel cost information for your vehicle.

FUELING OPTIONS

Ethanol Blends—E85 and E10

Ethanol is a domestically produced, renewable fuel made primarily from corn and sugar cane. The use of ethanol as a vehicle fuel can reduce greenhouse gas (GHG) emissions and U.S. dependence on imported petroleum.

E10 is a blend of 10% ethanol and 90% gasoline and is legal for use in any gasoline-powered vehicle. Most of the gasoline sold in the U.S. contains up to 10% ethanol to boost octane, meet air quality requirements, or satisfy the federal Renewable Fuel Standard. As of 2011, EPA began allowing the use of E15 in model year 2001 and newer gasoline vehicles. Ethanol contains about one-third less energy than gasoline. So, vehicles will typically go 3%–4% fewer miles per gallon on E10 and 4%–5% fewer miles per gallon on E15 than on 100% gasoline. While E10 is available everywhere, E15 is currently available at about 1,000 stations in the United States.

E85 is a high-level ethanol-gasoline blend containing 51%–83% ethanol, depending on the season and geographic location. Drivers can use E85 in flexible fuel vehicles (FFVs), which are specially designed to run on gasoline, E85, or any mixture of the two. FFVs are offered by several vehicle manufacturers. To determine whether your vehicle is an FFV, check the inside of your car’s fuel filler door for an identification sticker or consult your owner’s manual. More than 3,000 filling stations in the United States currently sell E85. Visit afdc.energy.gov/locator/stations/ to find stations near you.

FFVs typically experience a 15%–30% drop in fuel economy when operating on E85 instead of regular gasoline due to ethanol’s lower energy content and other factors, assuming gasoline typically contains about 10% ethanol. Drivers should notice no degradation in performance. In fact, some FFVs produce more torque and horsepower when fueled with higher-level ethanol blends.

Biodiesel

Biodiesel is a domestically produced renewable fuel manufactured from vegetable oils or animal fats for use in diesel vehicles. Using biodiesel in place of petroleum diesel can reduce GHG emissions and contributes to national energy security.

Biodiesel can be blended with petroleum diesel at any percentage. The most common biodiesel blend is B20, which contains 20% biodiesel and 80% petroleum diesel. B5 (5% biodiesel and 95% petroleum diesel) is another common blend. All vehicle manufacturers have approved biodiesel blends up to and including B5 for use in all diesel engines, and some have approved the use of blends up to B20 in a few recent model year vehicles. Keep in mind that using higher-level biodiesel blends may affect your vehicle warranty. Check your owner’s manual or check with your vehicle manufacturer to determine the right blend for your vehicle.

Purchase commercial-grade biodiesel from a reputable dealer. Never refuel with recycled grease or vegetable oil that has not been converted to biodiesel. It will damage your engine.

Close to 200 stations currently dispense B20. Visit afdc.energy.gov/locator/stations/ to find service stations selling biodiesel near you.

Premium- vs Regular-Grade Gasoline

Regular unleaded (87 octane) is the recommended fuel for most gasoline vehicles. Using a higher-octane gasoline than recommended by the owner’s manual does not improve performance or fuel efficiency under normal conditions. Check your owner’s manual for the recommended grade of fuel for your vehicle, and visit fuelconomy.gov for more information about selecting the right octane for your vehicle.

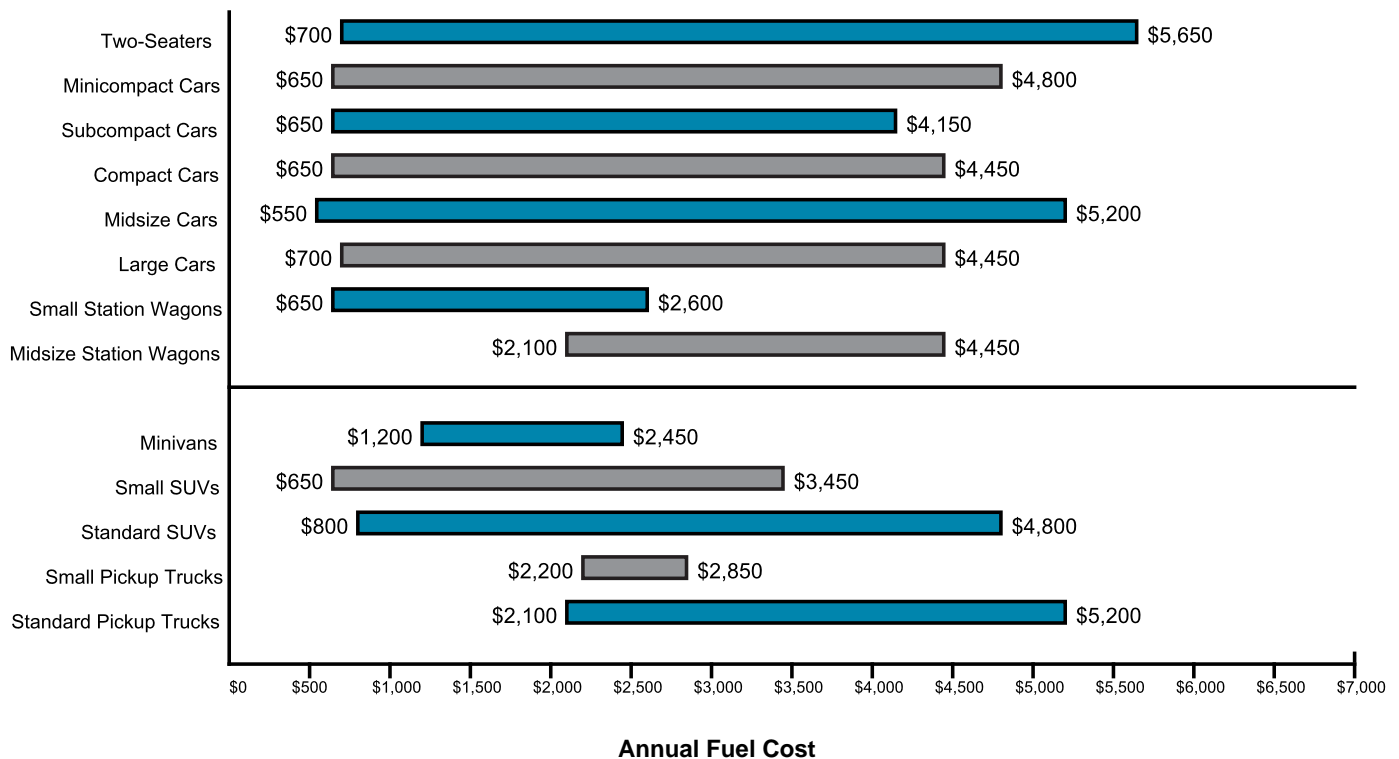
VEHICLE CLASSES USED IN THIS GUIDE

CARS		TRUCKS	
Class	Passenger and Cargo Volume (cu. ft.)	Class	Gross Vehicle Weight Rating* (pounds)
TWO-SEATER CARS		PICKUP TRUCKS	
SEDANS		Small	Under 6,000
Minicompact	Under 85	Standard	6,000 to 8,500
Subcompact	85 to 99	VANS	
Compact	100 to 109	Passenger	Under 10,000
Midsize	110 to 119	Cargo	Under 8,500
Large	120 or more	MINIVANS	
STATION WAGONS		Under 8,500	
Small	Under 130	SPORT UTILITY VEHICLES	
Midsize	130 to 159	Small	Under 6,000
Large	160 or more	Standard	6,000 to 9,000
		SPECIAL PURPOSE VEHICLES	
		Under 8,500	

*Gross vehicle weight rating = vehicle weight plus carrying capacity.

ANNUAL FUEL COST RANGES FOR VEHICLE CLASSES

The graph below provides the annual fuel cost ranges for the vehicles in each class so you can see where a given vehicle's cost falls within its class. Annual fuel costs assume that you travel 15,000 miles each year, drive 55% in the city and 45% on the highway, and that fuel costs \$3.24/gallon for regular unleaded gasoline, \$4.15/gallon for premium, \$3.56/gallon for diesel, and \$0.15/kWh for electricity. Visit fuelconomy.gov to calculate the annual fuel cost for a specific vehicle based on your own driving conditions and fuel prices.



Fuel economy estimates on this chart do not include vehicles operating on compressed natural gas (CNG), E85, or hydrogen.

ADVANCED VEHICLE TECHNOLOGIES

Manufacturers are using advanced technologies to improve fuel economy in many of their vehicles. Along with hybrids, plug-in hybrids, and all-electric vehicles, new technologies are also being used to make conventional vehicles more efficient. Some of these fuel-saving technologies are described below. For more information, visit fuel economy.gov.

Start-Stop Systems

Start-stop systems (sometimes called "idle-stop", "smart start", or other manufacturer-specific names) save fuel by turning off the engine when the vehicle comes to a stop and automatically starting it back up when you step on the accelerator. Start-stop can improve fuel economy by 4%–5% and provides the biggest benefit in conditions where the engine would otherwise be idling, such as stop-and-go city driving. These systems are currently available on all hybrids and on over 515 conventional vehicle models.

Cylinder Deactivation

Cylinder deactivation "turns off" some of the engine's cylinders when they are not

needed. This temporarily and seamlessly turns an 8- or 6-cylinder engine into a more efficient 4- or 3-cylinder engine.

Turbocharging

Turbocharging increases engine power, allowing a smaller, more fuel-efficient engine to be used in place of a larger one. Replacing an 8-cylinder engine with a turbocharged 6-cylinder or a 6-cylinder engine with a turbocharged 4-cylinder can save fuel and still provide extra power when needed.

Advanced Transmissions

The advanced electronics in today's vehicles can optimize gear shifting for improved fuel efficiency. Six-, 7-, and 8-speed automatic transmissions are becoming common, and some have even more gears. Continuously variable transmissions (CVTs) can change seamlessly through an infinite number of "gears." Transmissions with more gears allow the engine to run at its most efficient speed more often, improving fuel economy.

Improved Aerodynamics

Reducing a vehicle's aerodynamic drag (wind resistance) improves fuel economy, especially at higher speeds. Many manufacturers are improving aerodynamics by refining vehicle shapes or by employing external moving parts such as "shutters" that close off the grill, allowing air to flow smoothly around the vehicle instead of into the engine compartment, where it produces more drag.

Lighter Vehicles

Reducing vehicle weight improves fuel economy, so manufacturers are beginning to redesign vehicles to weigh less while maintaining performance and safety. For example, replacing a steel body with one made from a lighter-weight material, such as aluminum, can reduce vehicle weight by hundreds of pounds.

CHARGING YOUR ELECTRIC OR PLUG-IN HYBRID VEHICLE

Electric vehicle (EV) and plug-in hybrid owners have several charging options. Many owners will do most of their charging at home. Some workplaces, businesses, and multi-unit dwellings (condos/apartments) provide charging, and there are about 18,600 public charging stations across the country.

There are three basic types of charging:

- **Level 1 charging:** You can plug into a regular 120-volt (V) outlet—the kind found in your home. This is the slowest type of charging—about 2 to 5 miles of range per hour of charging—but requires no special charger or outlet type. Most, if not all, plug-in vehicles are equipped with a cord to allow this type of charging.

- **Level 2 charging:** These chargers supply current at 240 V (or 208 V) and provide 10 to 30 miles of range per hour of charging. Most public chargers are Level 2 chargers. You can also have a Level 2 charger installed at home. Most public chargers use a standard plug type that is compatible with all vehicles from major manufacturers. Tesla charging stations use a different plug type that cannot be used by other vehicles. However, Tesla provides an adaptor that allows its vehicles to use both Tesla and standard Level 2 charging stations.

- **Fast charging:** Also called DC (direct current) fast charging or DC quick charging, this is the fastest kind of charging, providing 50 or more miles of range to the battery in 20 minutes. Not all vehicles can accept fast charging, nor do all vehicles use the same type of plug for DC fast charging, so check your owner's manual. Quick charging stations are usually located along heavy traffic corridors. Due to expense and electric current requirements, they are not practical for home installation.

Note: Charge rate can vary based on vehicle model. So, check the owner's manual for estimated charge time. Charge rate also depends on other factors, such as the battery's state of charge and the ambient temperature. Visit https://www.afdc.energy.gov/fuels/electricity_infrastructure.html for more information.

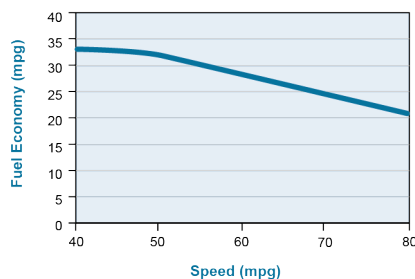
IMPROVE YOUR FUEL ECONOMY

Drive More Efficiently

- Aggressive driving (speeding and rapid acceleration/braking) can lower your gas mileage by roughly 15%–30% at highway speeds and 10%–40% in stop-and-go traffic.

Driver feedback devices can help you drive more efficiently, improving fuel economy by up to 10%.

- Observe the speed limit. Each 5 MPH you drive over 60 MPH can reduce your fuel economy by 7%. For a personalized estimate of the effect of speeding on your fuel economy, visit fuelconomy.gov.



- Avoid idling. Idling gets 0 miles per gallon and costs as much as \$0.02 per minute.
- Using cruise control on the highway helps you maintain a constant speed and, in most cases, will save gas.

Keep Your Car in Shape

- Servicing a car that is noticeably out of tune can improve your gas mileage by about 4%.
- Keeping tires inflated to the recommended pressure can typically improve fuel economy by 0.6%.

The manufacturer's recommended tire pressure can be found on the tire information placard and/or vehicle certification label located on the vehicle door edge, doorpost, glove-box door, or inside the trunk lid.

- Using the recommended grade of motor oil can improve your fuel economy by 1%–2% if you've been using the wrong grade.
- Keep your tires aligned and balanced.
- Replacing a clogged air filter can improve gas mileage on older cars with carbureted engines.

Plan and Combine Trips

- A warmed-up engine is more fuel-efficient than a cold one. Many short trips taken from a cold start can use twice as much fuel as one multipurpose trip covering the same distance.

Note: Letting your car idle to warm up doesn't help your fuel economy: it actually uses more fuel and creates more pollution.

Other Solutions

- Avoid carrying unneeded items. An extra 100 pounds can decrease fuel economy by about 1%.
- Avoid carrying cargo on your roof. A large, blunt rooftop cargo box, for example, can reduce fuel economy by 2%–8% in city driving, 6%–17% on the highway, and 10%–25% at interstate speeds (65 to 75 MPH).

Rear-mount cargo boxes or trays reduce fuel economy by much less (1%–2% in city driving and 1%–5% on the highway).

- Use the "economy mode" feature if your vehicle has one.

For more tips on improving fuel economy, such as cold-weather tips; hot-weather tips; and tips for hybrids, plug-in hybrids, and all-electric vehicles, visit fuelconomy.gov.

Tips for Electric and Hybrid Vehicles

Most of the driving tips for conventional vehicles will also help increase the range of electric vehicles and hybrids. In addition to those driving tips, the tips below will help you get the most out of your electric or hybrid vehicle.

1. **Read your owner's manual.** The automaker knows how to operate and maintain your vehicle to maximize fuel economy, driving range, and battery life. So, consult the owner's manual for tips specific to your vehicle.
2. **Use the economy (Eco) mode.** Many of these vehicles come with an "economy mode" or similar feature to improve fuel economy. You can often turn on this feature by just pressing a button.
3. **Avoid hard braking.** Anticipate stops and brake gently or moderately. This allows the regenerative braking system to recover energy from the vehicle's forward motion and store it as electricity. Hard braking causes the vehicle to use its conventional friction brakes, which do not recover energy.
4. **Keep the battery charged.** Keeping your plug-in hybrid's battery charged helps you use as much electricity and as little gasoline as possible, saving you fuel and money and extending the vehicle's range. For EVs, it helps maximize your driving range.
5. **Use Accessories wisely.** Using accessories such as heating, air conditioning, and entertainment systems can lower fuel economy more for electric vehicles and hybrids than for conventional vehicles. So, keep that in mind when trying to maximize fuel economy or electric range. Pre-heating or pre-cooling the cabin of a plug-in hybrid or EV while it's plugged in, for example, can extend its electric range.

FUEL ECONOMY LEADERS

Listed below are vehicles with the highest fuel economy in the most popular classes. For each vehicle class, we list the most fuel-efficient plug-in hybrid (PHEV) or all-electric vehicle (EV) and the most fuel-efficient conventional vehicle. Rankings are based on combined city and highway fuel economy estimates, which assume 55% city driving and 45% highway driving. Please note that many vehicle models come in a range of engine sizes and trim lines, resulting in different fuel economy values. If there is only one vehicle in a class, a fuel economy leader is not listed.

	Trans Type / Speeds	Eng Size / Cylinders	MPG(e) Combined		Trans Type / Speeds	Eng Size / Cylinders	MPG(e) Combined
TWO-SEATER CARS				SMALL STATION WAGONS			
SMART				CHEVROLET			
EQ fortwo (coupe) (EV)	A-1		108*	Bolt EV	A-1		119*
FIAT				KIA			
124 Spider	M-6	1.4L/4cyl.	30	Niro FE (hybrid)	AM-6	1.6L/4cyl.	50
MAZDA				MIDSIZE STATION WAGONS			
MX-5	A-S6	2.0L/4cyl.	30	VOLVO			
MINICOMPACT CARS				V90 FWD	A-S8	2.0L/4cyl.	27
FIAT				SMALL PICKUP TRUCKS			
500e (EV)	A-1		112*	CHEVROLET			
MINI				Colorado 2WD (diesel)	A-6	2.8L/4cyl.	23
Cooper Convertible	M-6	1.5L/3cyl.	31	GMC			
SUBCOMPACT CARS				Canyon 2WD (diesel)	A-6	2.8L/4cyl.	23
BMW				STANDARD PICKUP TRUCKS			
i3 (EV)	A-1		113*	FORD			
i3s (EV)	A-1		113*	F150 Pickup 2WD (diesel)	A-S10	3.0L/6cyl.	25
CHEVROLET				MINIVANS			
Spark	AV	1.4L/4cyl.	33	CHRYSLER			
Spark	M-5	1.4L/4cyl.	33	Pacifica Hybrid (PHEV)	AV	3.6L/6cyl.	48†
Spark ACTIV	AV	1.4L/4cyl.	33	Pacifica	A-9	3.6L/6cyl.	22
COMPACT CARS				Pacifica	A-9	3.6L/6cyl.	22
VOLKSWAGEN				HONDA			
e-Golf (EV)	A-1		119*	Odyssey	A-S10	3.5L/6cyl.	22
TOYOTA				Odyssey	A-S9	3.5L/6cyl.	22
Prius c (hybrid)	AV	1.5L/4cyl.	46	TOYOTA			
MIDSIZE CARS				Sienna 2WD	A-S8	3.5L/6cyl.	22
HYUNDAI				SMALL SPORT UTILITY VEHICLES			
Ioniq Electric (EV)	A-1		136*	HYUNDAI			
TOYOTA				Kona Electric (EV)	A-1		120*
Prius Eco (hybrid)	AV	1.8L/4cyl.	56	TOYOTA			
LARGE CARS				RAV4 Hybrid AWD	AV-S6	2.5L/4cyl.	40
TESLA				STANDARD SPORT UTILITY VEHICLES			
Model S Long Range (EV)	A-1		111*	TESLA			
HYUNDAI				Model X Long Range (EV)	A-1		96*
Ioniq Blue (hybrid)	AM-6	1.6L/4cyl.	58	LEXUS			
				RX 450h AWD (hybrid)	AV-S6	3.5L/6cyl.	30

* This is an electric vehicle. Since electricity is not measured in gallons, a conversion factor is used to translate the fuel economy into miles per gallon of gasoline equivalent (MPGe).

† This vehicle is a plug-in hybrid, which runs on both gasoline and electricity. Since electricity is not measured in gallons, a conversion factor is used to translate the fuel economy when running on electricity into miles per gallon of gasoline equivalent (MPGe). The Combined MPGe estimate includes both city and highway driving and gasoline and electric energy use.

2019 MODEL YEAR VEHICLES

This section contains the fuel economy values for 2019 model year vehicles. Additional information for alternative fuel vehicles can be found on pages 36–41 and 44–45. Alternative fuel vehicles are highlighted with a light blue bar, and those that can use two kinds of fuel, such as flexible fuel vehicles, have an entry for each fuel type. The most fuel-efficient vehicles per class are listed in boldface type and marked with a blue pointer (▶).

Manufacturer Model Configuration (trans, eng size, cyl)	MPG		Annual Fuel Cost	GHG Rating	Notes
	Comb	City/Hwy			
TWO-SEATER CARS					

ACURA

NSX Hybrid

AM-S9, 3.5L, 6cyl	21	21/22	\$2,950	4	PR T HEV SS
-------------------	----	-------	---------	---	-------------

ALFA ROMEO

4C

AM-6, 1.8L, 4cyl	28	24/34	\$2,200	6	P T
------------------	----	-------	---------	---	-----

ASTON MARTIN

Vantage V8

A-S8, 4.0L, 8cyl	21	18/25	\$2,950	4	P T
------------------	----	-------	---------	---	-----

AUDI

TT Roadster quattro

AM-S7, 2.0L, 4cyl	26	23/31	\$1,850	5	T SS
-------------------	----	-------	---------	---	------

BMW

i8 Roadster

A-6, 1.5L, 3cyl	See page 38.				P T PHEV SS
-----------------	--------------	--	--	--	-------------

Z4 sDrive30i

A-S8, 2.0L, 4cyl	28	25/32	\$2,200	6	P T SS
------------------	----	-------	---------	---	--------

BUGATTI

Chiron

AM-S7, 8.0L, 16cyl	11	9/14	\$5,650	1	PR T Tax
--------------------	----	------	---------	---	----------

CHEVROLET

Corvette

A-S8, 6.2L, 8cyl	18	15/25	\$3,450	3	PR
------------------	----	-------	---------	---	----

M-7, 6.2L, 8cyl	19	16/25	\$3,300	3	PR
-----------------	----	-------	---------	---	----

Corvette Z06

A-S8, 6.2L, 8cyl	17	14/23	\$3,650	3	PR S Tax
------------------	----	-------	---------	---	----------

M-7, 6.2L, 8cyl	17	15/22	\$3,650	3	PR S
-----------------	----	-------	---------	---	------

Manufacturer Model Configuration (trans, eng size, cyl)	MPG		Annual Fuel Cost	GHG Rating	Notes
	Comb	City/Hwy			
Corvette ZR1					

A-S8, 6.2L, 8cyl	15	12/20	\$4,150	2	PR S Tax
------------------	----	-------	---------	---	----------

M-7, 6.2L, 8cyl	15	13/19	\$4,150	2	PR S Tax
-----------------	----	-------	---------	---	----------

FERRARI

488 GTB

AM-7, 3.9L, 8cyl	18	16/22	\$3,450	3	PR T SS
------------------	----	-------	---------	---	---------

AM-7, 3.9L, 8cyl	18	15/22	\$3,450	3	PR T
------------------	----	-------	---------	---	------

488 Pista

AM-7, 3.9L, 8cyl	17	15/20	\$3,650	3	PR T Tax SS
------------------	----	-------	---------	---	-------------

488 Pista Spider

AM-7, 3.9L, 8cyl	17	15/19	\$3,650	3	PR T Tax SS
------------------	----	-------	---------	---	-------------

488 Spider

AM-7, 3.9L, 8cyl	18	16/22	\$3,450	3	PR T SS
------------------	----	-------	---------	---	---------

AM-7, 3.9L, 8cyl	18	15/22	\$3,450	3	PR T
------------------	----	-------	---------	---	------

812 Superfast

AM-7, 6.5L, 12cyl	13	12/16	\$4,800	1	PR Tax SS
-------------------	----	-------	---------	---	-----------

FIAT

124 Spider

A-6, 1.4L, 4cyl	29	25/36	\$2,150	6	P T
-----------------	----	-------	---------	---	-----

▶ M-6, 1.4L, 4cyl	30	26/35	\$2,100	7	P T
-------------------	----	-------	---------	---	-----

FORD

GT

AM-7, 3.5L, 6cyl	14	11/18	\$4,450	1	PR T Tax
------------------	----	-------	---------	---	----------

JAGUAR

F-Type Convertible

A-S8, 2.0L, 4cyl	26	23/30	\$2,400	5	P T SS
------------------	----	-------	---------	---	--------

A-S8, 3.0L, 6cyl	23	20/28	\$2,700	5	P S SS
------------------	----	-------	---------	---	--------

M-6, 3.0L, 6cyl	19	16/24	\$3,300	3	P S SS
-----------------	----	-------	---------	---	--------

F-Type Coupe

A-S8, 2.0L, 4cyl	26	23/30	\$2,400	5	P T SS
------------------	----	-------	---------	---	--------

A-S8, 3.0L, 6cyl	23	20/28	\$2,700	5	P S SS
------------------	----	-------	---------	---	--------

M-6, 3.0L, 6cyl	19	16/24	\$3,300	3	P S SS
-----------------	----	-------	---------	---	--------

ABBREVIATIONS:

▶..... Highest MPG in Class
 2WD..... Two-Wheel Drive
 4WD..... Four-Wheel Drive
 A..... Automatic Transmission
 A-S..... Automatic Transmission-Select Shift
 AM..... Automated Manual
 AM-S..... Automated Manual-Selectable
 AV..... Continuously Variable Transmission
 AV-S..... Continuously Variable Transmission with Select Shift
 AWD..... All-Wheel Drive
 City..... MPG on City Test Procedure
 Cyl..... Cylinders
 Comb..... Combined
 D..... Ultra-Low Sulfur Diesel

E85..... 85% Ethanol/15% Gasoline
 Eng Size.. Engine Volume in Liters
 EV..... Electric Vehicle
 FCV..... Hydrogen Fuel Cell Vehicle
 FFV..... Flexible Fuel Vehicle
 FWD..... Front-Wheel Drive
 Gas..... Regular Gasoline
 GHG..... Greenhouse Gas
 GVWR..... Gross Vehicle Weight Rating
 H..... Hydrogen
 HP..... Horsepower
 HEV..... Hybrid-Electric Vehicle
 Hwy..... MPG on Highway Test Procedure
 Li-Ion..... Lithium Ion
 LWB..... Long Wheel Base
 M..... Manual Transmission

Mid..... Midgrade Gasoline
 Mode..... Multimode Transmission
 MPG..... Miles per Gallon
 NA..... Not Available
 Ni-MH..... Nickel-Metal Hydride
 P..... Premium Gasoline Recommended
 PHEV..... Plug-in Hybrid Electric Vehicle
 PR..... Premium Gasoline Required
 PT4..... Part-time 4WD
 RWD..... Rear Wheel Drive
 S..... Supercharger
 SS..... Stop-Start Technology
 T..... Turbocharger
 Tax..... Subject to Gas Guzzler Tax
 Trans..... Transmission
 XFE..... GM Optional Technology Package

Manufacturer Model Configuration (trans, eng size, cyl)	MPG		Annual Fuel Cost	GHG Rating	Notes
	Comb	City/Hwy			
F-Type R AWD Convertible					
A-S8, 5.0L, 8cyl	18	15/23	\$3,450	3	P S SS
F-Type R AWD Coupe					
A-S8, 5.0L, 8cyl	18	15/23	\$3,450	3	P S SS
F-Type S AWD Convertible					
A-S8, 3.0L, 6cyl	21	18/26	\$2,950	4	P S SS
F-Type S AWD Coupe					
A-S8, 3.0L, 6cyl	21	18/26	\$2,950	4	P S SS
F-Type S Convertible					
A-S8, 3.0L, 6cyl	22	19/27	\$2,850	4	P S SS
M-6, 3.0L, 6cyl	18	15/24	\$3,450	3	P S SS
F-Type S Coupe					
A-S8, 3.0L, 6cyl	22	19/27	\$2,850	4	P S SS
M-6, 3.0L, 6cyl	18	15/24	\$3,450	3	P S SS
F-Type SVR AWD Convertible GEN2					
A-S8, 5.0L, 8cyl	18	16/24	\$3,450	3	P S SS
F-Type SVR AWD Coupe GEN2					
A-S8, 5.0L, 8cyl	18	16/24	\$3,450	3	P S SS
KOENIGSEGG					
Regera					
A-1, 5.0L, 8cyl	11	11/11	\$5,650	1	P T Tax HEV
LAMBORGHINI					
Aventador Coupe					
AM-S7, 6.5L, 12cyl	11	9/15	\$5,650	1	PR Tax SS
Aventador Roadster					
AM-S7, 6.5L, 12cyl	11	9/15	\$5,650	1	PR Tax SS
Huracan					
AM-S7, 5.2L, 10cyl	15	13/18	\$4,150	2	P Tax SS
Huracan 2WD					
AM-S7, 5.2L, 10cyl	15	13/18	\$4,150	2	P Tax SS
Huracan Spyder					
AM-S7, 5.2L, 10cyl	15	13/18	\$4,150	2	P Tax SS
Huracan Spyder 2WD					
AM-S7, 5.2L, 10cyl	15	13/18	\$4,150	2	P Tax SS
MAZDA					
MX-5					
▶ A-S6, 2.0L, 4cyl	30	26/35	\$2,100	7	P
M-6, 2.0L, 4cyl	29	26/34	\$2,150	6	P
MCLAREN AUTOMOTIVE					
570GT					
A-7, 3.8L, 8cyl	18	15/22	\$3,450	3	P T
570S Coupe					
A-7, 3.8L, 8cyl	18	15/22	\$3,450	3	P T
570S Spider					
A-7, 3.8L, 8cyl	18	15/22	\$3,450	3	P T
600LT Coupe					
A-7, 3.8L, 8cyl	18	15/22	\$3,450	3	P T
720S Coupe					
A-7, 4.0L, 8cyl	18	15/22	\$3,450	3	P T
720S Spider					
A-7, 4.0L, 8cyl	18	15/22	\$3,450	3	P T

Manufacturer Model Configuration (trans, eng size, cyl)	MPG		Annual Fuel Cost	GHG Rating	Notes
	Comb	City/Hwy			
Senna					
A-7, 4.0L, 8cyl	16	14/18	\$3,900	2	P T Tax
MERCEDES-BENZ					
AMG GT C Coupe					
AM-7, 4.0L, 8cyl	17	15/21	\$3,650	3	PR T SS
AMG GT C Roadster					
AM-7, 4.0L, 8cyl	17	15/21	\$3,650	3	PR T SS
AMG GT Coupe					
AM-7, 4.0L, 8cyl	18	16/22	\$3,450	3	PR T SS
AMG GT R Coupe					
AM-7, 4.0L, 8cyl	17	15/20	\$3,650	3	PR T Tax SS
AMG GT Roadster					
AM-7, 4.0L, 8cyl	18	16/22	\$3,450	3	PR T SS
AMG GT S Coupe					
AM-7, 4.0L, 8cyl	18	16/22	\$3,450	3	PR T SS
AMG SL63					
A-7, 5.5L, 8cyl	18	15/23	\$3,450	3	PR T SS
AMG SLC43					
A-9, 3.0L, 6cyl	23	20/29	\$2,700	5	PR T SS
SL450					
A-9, 3.0L, 6cyl	23	20/28	\$2,700	5	PR T SS
SL550					
A-9, 4.7L, 8cyl	20	17/25	\$3,100	4	PR T SS
SLC300					
A-9, 2.0L, 4cyl	27	23/32	\$2,300	6	PR T SS
NISSAN					
370Z					
A-S7, 3.7L, 6cyl	22	19/26	\$2,850	4	PR
M-6, 3.7L, 6cyl	20	17/26	\$3,100	4	PR
370Z Roadster					
A-S7, 3.7L, 6cyl	21	18/25	\$2,950	4	PR
PORSCHE					
911 GT2 RS					
AM-S7, 3.8L, 6cyl	17	15/21	\$3,650	3	PR T SS
911 GT3					
AM-S7, 4.0L, 6cyl	17	15/20	\$3,650	3	PR Tax SS
M-6, 4.0L, 6cyl	16	13/21	\$3,900	2	PR Tax SS
911 GT3 RS					
AM-S7, 4.0L, 6cyl	16	15/19	\$3,900	2	PR Tax SS
911 GT3 Touring					
M-6, 4.0L, 6cyl	17	14/21	\$3,650	3	PR Tax SS
911 Speedster					
M-6, 4.0L, 6cyl	16	14/19	\$3,900	2	PR Tax SS
Boxster					
AM-S7, 2.0L, 4cyl	25	22/29	\$2,500	5	PR T SS
M-6, 2.0L, 4cyl	24	21/28	\$2,600	5	PR T SS
Boxster GTS					
AM-S7, 2.5L, 4cyl	22	20/26	\$2,850	4	PR T SS
M-6, 2.5L, 4cyl	21	19/25	\$2,950	4	PR T SS
Boxster S					
AM-S7, 2.5L, 4cyl	24	21/28	\$2,600	5	PR T SS
M-6, 2.5L, 4cyl	22	20/26	\$2,850	4	PR T SS

Manufacturer Model Configuration (trans, eng size, cyl)	MPG		Annual Fuel Cost	GHG Rating	Notes
	Comb	City/Hwy			

Cayman

AM-S7, 2.0L, 4cyl	25	22/29	\$2,500	5	PR T SS
M-6, 2.0L, 4cyl	24	21/28	\$2,600	5	PR T SS

Cayman GTS

AM-S7, 2.5L, 4cyl	22	20/26	\$2,850	4	PR T SS
M-6, 2.5L, 4cyl	21	19/25	\$2,950	4	PR T SS

Cayman S

AM-S7, 2.5L, 4cyl	24	21/28	\$2,600	5	PR T SS
M-6, 2.5L, 4cyl	22	20/26	\$2,850	4	PR T SS

RUF AUTOMOBILE

RUFTURBO12/CTR3/CTR2017

M-7, 3.8L, 6cyl	18	16/20	\$3,450	3	PR T
-----------------	----	-------	---------	---	------

SMART

EQ fortwo (convertible)

A-1	102	112/91	\$750	10	EV
-----	-----	--------	-------	----	----

EQ fortwo (coupe)

▶ A-1	108	124/94	\$700	10	EV
-------	-----	--------	-------	----	----

MINICOMPACT CARS

ASTON MARTIN

DB11 V12

A-S8, 5.2L, 12cyl	18	15/22	\$3,450	3	P T
-------------------	----	-------	---------	---	-----

DB11 V8

A-S8, 4.0L, 8cyl	20	18/24	\$3,100	4	P T
------------------	----	-------	---------	---	-----

DBS

A-S8, 5.2L, 12cyl	17	14/22	\$3,650	3	P T Tax
-------------------	----	-------	---------	---	---------

Vanquish S

A-S8, 6.0L, 12cyl	16	13/21	\$3,900	2	P Tax
-------------------	----	-------	---------	---	-------

FERRARI

GTC4Lusso

AM-7, 6.3L, 12cyl	13	12/17	\$4,800	1	PR Tax PT4 SS
-------------------	----	-------	---------	---	---------------

GTC4Lusso T

AM-7, 3.9L, 8cyl	17	15/21	\$3,650	3	PR T Tax SS
------------------	----	-------	---------	---	-------------

Portofino

AM-7, 3.9L, 8cyl	18	16/22	\$3,450	3	PR T SS
------------------	----	-------	---------	---	---------

FIAT

500

A-6, 1.4L, 4cyl	27	24/32	\$2,300	6	P T
M-5, 1.4L, 4cyl	30	28/33	\$2,100	7	P T

500 Abarth

A-6, 1.4L, 4cyl	27	24/32	\$2,300	6	P T
M-5, 1.4L, 4cyl	30	28/33	\$2,100	7	P T

500e

▶ A-1	112	121/103	\$650	10	EV
-------	-----	---------	-------	----	----

MINI

Cooper Convertible

A-S6, 1.5L, 3cyl	30	27/35	\$2,100	7	P T
▶ M-6, 1.5L, 3cyl	31	28/37	\$2,000	7	P T

Manufacturer Model Configuration (trans, eng size, cyl)	MPG		Annual Fuel Cost	GHG Rating	Notes
	Comb	City/Hwy			

Cooper S Convertible

A-S6, 2.0L, 4cyl	28	25/33	\$2,200	6	P T SS
M-6, 2.0L, 4cyl	26	23/32	\$2,400	5	P T

John Cooper Works Convertible

A-S6, 2.0L, 4cyl	28	25/33	\$2,200	6	P T SS
M-6, 2.0L, 4cyl	25	22/31	\$2,500	5	P T SS

PORSCHE

911 Carrera

AM-S7, 3.0L, 6cyl	25	22/30	\$2,500	5	PR T SS
M-7, 3.0L, 6cyl	23	20/29	\$2,700	5	PR T SS

911 Carrera 4

AM-S7, 3.0L, 6cyl	24	22/28	\$2,600	5	PR T SS
M-7, 3.0L, 6cyl	23	20/28	\$2,700	5	PR T SS

911 Carrera 4 Cabriolet

AM-S7, 3.0L, 6cyl	24	21/28	\$2,600	5	PR T SS
M-7, 3.0L, 6cyl	22	19/28	\$2,850	4	PR T SS

911 Carrera 4 GTS

AM-S7, 3.0L, 6cyl	22	20/26	\$2,850	4	PR T SS
M-7, 3.0L, 6cyl	21	18/26	\$2,950	4	PR T SS

911 Carrera 4 GTS Cabriolet

AM-S7, 3.0L, 6cyl	22	20/25	\$2,850	4	PR T SS
M-7, 3.0L, 6cyl	21	18/26	\$2,950	4	PR T SS

911 Carrera 4S

AM-S7, 3.0L, 6cyl	24	21/28	\$2,600	5	PR T SS
M-7, 3.0L, 6cyl	23	20/28	\$2,700	5	PR T SS

911 Carrera 4S Cabriolet

AM-S7, 3.0L, 6cyl	24	21/28	\$2,600	5	PR T SS
M-7, 3.0L, 6cyl	22	19/28	\$2,850	4	PR T SS

911 Carrera Cabriolet

AM-S7, 3.0L, 6cyl	24	22/28	\$2,600	5	PR T SS
M-7, 3.0L, 6cyl	23	20/29	\$2,700	5	PR T SS

911 Carrera GTS

AM-S7, 3.0L, 6cyl	23	20/26	\$2,700	5	PR T SS
M-7, 3.0L, 6cyl	21	18/26	\$2,950	4	PR T SS

911 Carrera GTS Cabriolet

AM-S7, 3.0L, 6cyl	22	20/26	\$2,850	4	PR T SS
M-7, 3.0L, 6cyl	21	18/26	\$2,950	4	PR T SS

911 Carrera S

AM-S7, 3.0L, 6cyl	24	22/28	\$2,600	5	PR T SS
M-7, 3.0L, 6cyl	23	20/29	\$2,700	5	PR T SS

911 Carrera S Cabriolet

AM-S7, 3.0L, 6cyl	24	22/28	\$2,600	5	PR T SS
M-7, 3.0L, 6cyl	23	20/28	\$2,700	5	PR T SS

911 Carrera T

AM-S7, 3.0L, 6cyl	22	20/26	\$2,850	4	PR T SS
M-7, 3.0L, 6cyl	19	16/25	\$3,300	3	PR T SS

911 Targa 4

AM-S7, 3.0L, 6cyl	24	22/28	\$2,600	5	PR T SS
M-7, 3.0L, 6cyl	22	19/28	\$2,850	4	PR T SS

911 Targa 4 GTS

AM-S7, 3.0L, 6cyl	22	20/26	\$2,850	4	PR T SS
M-7, 3.0L, 6cyl	21	18/26	\$2,950	4	PR T SS

Manufacturer Model Configuration (trans, eng size, cyl)	MPG		Annual Fuel Cost	GHG Rating	Notes
	Comb	City/Hwy			
911 Targa 4S					
AM-S7, 3.0L, 6cyl	24	21/27	\$2,600	5	PR T SS
M-7, 3.0L, 6cyl	22	19/28	\$2,850	4	PR T SS
911 Turbo					
AM-S7, 3.8L, 6cyl	21	19/24	\$2,950	4	PR T SS
911 Turbo Cabriolet					
AM-S7, 3.8L, 6cyl	21	19/24	\$2,950	4	PR T SS
911 Turbo S					
AM-S7, 3.8L, 6cyl	21	19/24	\$2,950	4	PR T SS
911 Turbo S Cabriolet					
AM-S7, 3.8L, 6cyl	21	19/24	\$2,950	4	PR T SS
911 Turbo S Exclusive Cabriolet					
AM-S7, 3.8L, 6cyl	18	16/22	\$3,450	3	PR T SS
SUBARU					
BRZ					
A-S6, 2.0L, 4cyl	27	24/33	\$2,300	6	PR
M-6, 2.0L, 4cyl	24	21/29	\$2,600	5	PR
TOYOTA					
86					
A-S6, 2.0L, 4cyl	27	24/32	\$2,300	6	PR
M-6, 2.0L, 4cyl	24	21/28	\$2,600	5	PR
SUBCOMPACT CARS					
ASTON MARTIN					
Rapide S					
A-S8, 6.0L, 12cyl	17	14/21	\$3,650	3	P Tax
AUDI					
A3					
AM-S7, 2.0L, 4cyl	29	26/35	\$1,700	6	T SS
A3 Cabriolet					
AM-S7, 2.0L, 4cyl	29	26/35	\$1,700	6	T SS
A3 Cabriolet quattro					
AM-S7, 2.0L, 4cyl	25	22/30	\$1,950	5	T SS
A3 quattro					
AM-S7, 2.0L, 4cyl	25	22/30	\$1,950	5	T SS
A5 Cabriolet quattro					
AM-S7, 2.0L, 4cyl	27	23/34	\$2,300	6	P T SS
A5 quattro					
AM-S7, 2.0L, 4cyl	27	23/34	\$2,300	6	P T SS
RS 3					
AM-S7, 2.5L, 5cyl	22	19/28	\$2,850	4	PR T
RS 5					
A-S8, 2.9L, 6cyl	21	18/27	\$2,950	4	P T
S3					
AM-S7, 2.0L, 4cyl	25	22/29	\$2,500	5	P T
S5					
A-S8, 3.0L, 6cyl	24	21/30	\$2,600	5	P T SS
S5 Cabriolet					
A-S8, 3.0L, 6cyl	24	21/29	\$2,600	5	P T SS
TT Coupe quattro					
AM-S7, 2.0L, 4cyl	26	23/31	\$1,850	5	T SS

Manufacturer Model Configuration (trans, eng size, cyl)	MPG		Annual Fuel Cost	GHG Rating	Notes
	Comb	City/Hwy			
TT RS					
AM-S7, 2.5L, 5cyl	23	20/28	\$2,700	5	PR T
TTS Coupe					
AM-S7, 2.0L, 4cyl	25	23/29	\$2,500	5	P T SS
BMW					
230i Convertible					
A-S8, 2.0L, 4cyl	27	23/33	\$2,300	6	P T SS
230i Coupe					
A-S8, 2.0L, 4cyl	28	24/35	\$2,200	6	P T SS
M-6, 2.0L, 4cyl	25	21/32	\$2,500	5	P T SS
230i xDrive Convertible					
A-S8, 2.0L, 4cyl	27	23/33	\$2,300	6	P T SS
230i xDrive Coupe					
A-S8, 2.0L, 4cyl	27	24/33	\$2,300	6	P T SS
430i Convertible					
A-S8, 2.0L, 4cyl	27	24/34	\$2,300	6	P T SS
430i xDrive Convertible					
A-S8, 2.0L, 4cyl	26	22/32	\$2,400	5	P T SS
440i Convertible					
A-S8, 3.0L, 6cyl	24	21/29	\$2,600	5	P T SS
440i xDrive Convertible					
A-S8, 3.0L, 6cyl	23	20/29	\$2,700	5	P T SS
i3					
A-1	113	124/102	\$650	10	EV
i3 with Range Extender					
A-1, 0.6L, 2cyl			See page 38.		P PHEV SS
i3s					
A-1	113	124/102	\$650	10	EV
i3s with Range Extender					
A-1, 0.6L, 2cyl			See page 38.		P PHEV SS
I8 Coupe					
A-6, 1.5L, 3cyl			See page 38.		P T PHEV SS
M2 Competition					
AM-S7, 3.0L, 6cyl	19	17/23	\$3,300	3	P T SS
M-6, 3.0L, 6cyl	20	18/25	\$3,100	4	PR T SS
M240i Convertible					
A-S8, 3.0L, 6cyl	24	21/30	\$2,600	5	P T SS
M-6, 3.0L, 6cyl	21	18/27	\$2,950	4	P T SS
M240i Coupe					
A-S8, 3.0L, 6cyl	24	21/30	\$2,600	5	P T SS
M-6, 3.0L, 6cyl	21	18/27	\$2,950	4	P T SS
M240i Coupe M Performance					
A-S8, 3.0L, 6cyl	24	21/30	\$2,600	5	P T SS
M-6, 3.0L, 6cyl	21	18/27	\$2,950	4	P T SS
M240i xDrive Convertible					
A-S8, 3.0L, 6cyl	24	21/30	\$2,600	5	P T SS
M240i xDrive Coupe					
A-S8, 3.0L, 6cyl	24	21/30	\$2,600	5	P T SS
M240i xDrive Coupe M Performance					
A-S8, 3.0L, 6cyl	24	21/30	\$2,600	5	P T SS
M4 Convertible					
AM-S7, 3.0L, 6cyl	19	16/22	\$3,300	3	P T SS
M-6, 3.0L, 6cyl	20	17/25	\$3,100	4	PR T SS

Manufacturer Model Configuration (trans, eng size, cyl)	MPG		Annual Fuel Cost	GHG Rating	Notes
	Comb	City/Hwy			

M4 Convertible Competition

AM-S7, 3.0L, 6cyl	19	16/22	\$3,300	3	P T SS
M-6, 3.0L, 6cyl	20	17/25	\$3,100	4	PR T SS

M850i xDrive Convertible

A-S8, 4.4L, 8cyl	20	17/26	\$3,100	4	P T SS
------------------	----	-------	---------	---	--------

M850i xDrive Coupe

A-S8, 4.4L, 8cyl	20	18/25	\$3,100	4	P T SS
------------------	----	-------	---------	---	--------

BUICK

Cascada

A-S6, 1.6L, 4cyl	24	21/29	\$2,600	5	PR T
------------------	----	-------	---------	---	------

CHEVROLET

Camaro

A-S8, 2.0L, 4cyl	25	22/31	\$2,500	5	PR T
M-6, 2.0L, 4cyl	23	20/30	\$2,700	5	PR T SS
A-S8, 3.6L, 6cyl	22	19/29	\$2,200	4	
M-6, 3.6L, 6cyl	20	16/27	\$2,450	4	
A-S10, 6.2L, 8cyl	20	16/27	\$3,100	4	PR
A-S10, 6.2L, 8cyl	16	13/21	\$3,900	2	PR S Tax
M-6, 6.2L, 8cyl	19	16/24	\$3,300	3	PR
M-6, 6.2L, 8cyl	16	14/20	\$3,900	2	PR S Tax

Spark

▶ AV, 1.4L, 4cyl	33	30/38	\$1,450	8	
▶ M-5, 1.4L, 4cyl	33	29/38	\$1,450	8	

Spark ACTIV

▶ AV, 1.4L, 4cyl	33	30/37	\$1,450	8	
M-5, 1.4L, 4cyl	32	29/37	\$1,500	7	

FORD

Fiesta FWD

AM-S6, 1.6L, 4cyl	31	27/37	\$1,550	7	
M-5, 1.6L, 4cyl	30	27/35	\$1,600	7	

Mustang

A-S10, 2.3L, 4cyl	25	21/32	\$1,950	5	T SS
M-6, 2.3L, 4cyl	25	21/31	\$1,950	5	T
A-S10, 5.0L, 8cyl	19	16/25	\$2,550	3	SS
M-6, 5.0L, 8cyl	18	15/24	\$2,700	3	

Mustang Bullitt

M-6, 5.0L, 8cyl	18	15/24	\$2,700	3	
-----------------	----	-------	---------	---	--

Mustang Convertible

A-S10, 2.3L, 4cyl	23	20/28	\$2,100	5	T SS
M-6, 2.3L, 4cyl	23	20/28	\$2,100	5	T
A-S10, 5.0L, 8cyl	18	15/24	\$2,700	3	SS

Mustang Performance Package

A-S10, 2.3L, 4cyl	23	20/28	\$2,100	5	T SS
M-6, 2.3L, 4cyl	23	20/27	\$2,100	5	T

Shelby GT350 Mustang

M-6, 5.2L, 8cyl	16	14/21	\$3,900	2	PR Tax
-----------------	----	-------	---------	---	--------

INFINITI

Q60

A-S7, 2.0L, 4cyl	25	22/30	\$2,500	5	PR T SS
A-S7, 3.0L, 6cyl	22	19/28	\$2,850	4	PR T

Manufacturer Model Configuration (trans, eng size, cyl)	MPG		Annual Fuel Cost	GHG Rating	Notes
	Comb	City/Hwy			

Q60 AWD

A-S7, 2.0L, 4cyl	24	21/28	\$2,600	5	PR T SS
A-S7, 3.0L, 6cyl	22	19/27	\$2,850	4	PR T

Q60 Red Sport

A-S7, 3.0L, 6cyl	22	20/27	\$2,850	4	PR T
------------------	----	-------	---------	---	------

Q60 Red Sport AWD

A-S7, 3.0L, 6cyl	21	19/26	\$2,950	4	PR T
------------------	----	-------	---------	---	------

KARMA

Revero

A-1, 2.0L, 4cyl	See page 38.				PR T PHEV SS
-----------------	--------------	--	--	--	--------------

LEXUS

LC 500

A-S10, 5.0L, 8cyl	19	16/25	\$3,300	3	PR
-------------------	----	-------	---------	---	----

LC 500h

AV-S10, 3.5L, 6cyl	30	27/35	\$2,100	7	PR HEV SS
--------------------	----	-------	---------	---	-----------

RC 300

A-S8, 2.0L, 4cyl	24	21/30	\$2,600	5	PR T
------------------	----	-------	---------	---	------

RC 300 AWD

A-S6, 3.5L, 6cyl	21	18/24	\$2,950	4	PR
------------------	----	-------	---------	---	----

RC 350

A-S8, 3.5L, 6cyl	23	20/28	\$2,700	5	PR
------------------	----	-------	---------	---	----

RC 350 AWD

A-S6, 3.5L, 6cyl	21	18/24	\$2,950	4	PR
------------------	----	-------	---------	---	----

RC F

A-S8, 5.0L, 8cyl	19	16/25	\$3,300	3	PR
------------------	----	-------	---------	---	----

MASERATI

GranTurismo Convertible

A-6, 4.7L, 8cyl	16	13/20	\$3,900	2	PR Tax
-----------------	----	-------	---------	---	--------

MERCEDES-BENZ

A220

A-7, 2.0L, 4cyl	28	24/35	\$2,200	6	PR T SS
-----------------	----	-------	---------	---	---------

A220 4matic

A-7, 2.0L, 4cyl	28	24/34	\$2,200	6	PR T SS
-----------------	----	-------	---------	---	---------

AMG C43 4matic Convertible

A-9, 3.0L, 6cyl	21	18/25	\$2,950	4	PR T SS
-----------------	----	-------	---------	---	---------

AMG C43 4matic Coupe

A-9, 3.0L, 6cyl	22	19/27	\$2,850	4	PR T SS
-----------------	----	-------	---------	---	---------

AMG C63 Convertible

A-9, 4.0L, 8cyl	20	17/24	\$3,100	4	PR T SS
-----------------	----	-------	---------	---	---------

AMG C63 Coupe

A-9, 4.0L, 8cyl	20	17/26	\$3,100	4	PR T SS
-----------------	----	-------	---------	---	---------

AMG C63 S Convertible

A-9, 4.0L, 8cyl	20	17/24	\$3,100	4	PR T SS
-----------------	----	-------	---------	---	---------

AMG C63 S Coupe

A-9, 4.0L, 8cyl	20	17/26	\$3,100	4	PR T SS
-----------------	----	-------	---------	---	---------

AMG E53 4matic Plus Convertible

A-9, 3.0L, 6cyl	23	20/26	\$2,700	5	PR HEV SS
-----------------	----	-------	---------	---	-----------

AMG E53 4matic Plus Coupe

A-9, 3.0L, 6cyl	23	21/28	\$2,700	5	PR HEV SS
-----------------	----	-------	---------	---	-----------

AMG S63 4matic Convertible

A-9, 4.0L, 8cyl	18	15/24	\$3,450	3	PR T SS
-----------------	----	-------	---------	---	---------

Manufacturer Model Configuration (trans, eng size, cyl)	MPG		Annual Fuel Cost	GHG Rating	Notes
	Comb	City/Hwy			
AMG S65 Convertible					
A-7, 6.0L, 12cyl	16	14/21	\$3,900	2	PR T Tax SS
C300 4matic Convertible					
A-9, 2.0L, 4cyl	24	21/29	\$2,600	5	PR T SS
C300 4matic Coupe					
A-9, 2.0L, 4cyl	25	22/31	\$2,500	5	PR T SS
C300 Convertible					
A-9, 2.0L, 4cyl	24	21/29	\$2,600	5	PR T SS
C300 Coupe					
A-9, 2.0L, 4cyl	25	22/31	\$2,500	5	PR T SS
E450 4matic Convertible					
A-9, 3.0L, 6cyl	22	19/26	\$2,850	4	PR T SS
E450 4matic Coupe					
A-9, 3.0L, 6cyl	22	19/26	\$2,850	4	PR T SS
E450 Convertible					
A-9, 3.0L, 6cyl	23	20/27	\$2,700	5	PR T SS
E450 Coupe					
A-9, 3.0L, 6cyl	23	20/28	\$2,700	5	PR T SS
S560 Convertible					
A-9, 4.0L, 8cyl	20	17/26	\$3,100	4	PR T SS

MINI

Cooper Hardtop 2 door

A-S6, 1.5L, 3cyl	30	27/35	\$2,100	7	P T
M-6, 1.5L, 3cyl	32	28/38	\$1,950	7	P T

Cooper Hardtop 4 door

A-S6, 1.5L, 3cyl	30	27/35	\$2,100	7	P T
M-6, 1.5L, 3cyl	31	28/37	\$2,000	7	P T

Cooper S Hardtop 2 door

A-S6, 2.0L, 4cyl	28	25/32	\$2,200	6	P T
M-6, 2.0L, 4cyl	26	23/32	\$2,400	5	P T

Cooper S Hardtop 4 door

A-S6, 2.0L, 4cyl	28	25/32	\$2,200	6	P T
M-6, 2.0L, 4cyl	26	23/32	\$2,400	5	P T

John Cooper Works Hardtop

A-S6, 2.0L, 4cyl	28	25/32	\$2,200	6	P T
M-6, 2.0L, 4cyl	26	23/32	\$2,400	5	P T

NISSAN

GT-R

AM-6, 3.8L, 6cyl	18	16/22	\$3,450	3	PR T
------------------	----	-------	---------	---	------

ROUSH PERFORMANCE

Stage 3 Mustang

A-S10, 5.0L, 8cyl	15	12/19	\$4,150	2	PR S Tax
M-6, 5.0L, 8cyl	15	13/20	\$4,150	2	PR S Tax

TOYOTA

Mirai

AV	67	67/67	NA	10	H FCV
----	----	-------	----	----	-------

VOLKSWAGEN

Beetle Convertible

A-S6, 2.0L, 4cyl	29	26/33	\$1,700	6	T
------------------	----	-------	---------	---	---

Manufacturer Model Configuration (trans, eng size, cyl)	MPG		Annual Fuel Cost	GHG Rating	Notes
	Comb	City/Hwy			
COMPACT CARS					

ACURA

ILX

AM-S8, 2.4L, 4cyl	28	24/34	\$2,200	6	P
-------------------	----	-------	---------	---	---

TLX AWD

A-S9, 3.5L, 6cyl	23	20/29	\$2,700	5	P
------------------	----	-------	---------	---	---

TLX AWD A-SPEC

A-S9, 3.5L, 6cyl	23	20/29	\$2,700	5	P
------------------	----	-------	---------	---	---

TLX FWD

AM-S8, 2.4L, 4cyl	27	23/33	\$2,300	6	P
A-S9, 3.5L, 6cyl	24	20/31	\$2,600	5	P

TLX FWD A-SPEC

AM-S8, 2.4L, 4cyl	26	23/32	\$2,400	5	P
A-S9, 3.5L, 6cyl	23	20/30	\$2,700	5	P

AUDI

A4

AM-S7, 2.0L, 4cyl	30	27/34	\$2,100	7	P T SS
-------------------	----	-------	---------	---	--------

A4 quattro

AM-S7, 2.0L, 4cyl	27	23/34	\$2,300	6	P T SS
-------------------	----	-------	---------	---	--------

Q3 quattro

A-S8, 2.0L, 4cyl	22	19/27	\$2,200	4	T SS
------------------	----	-------	---------	---	------

S4

A-S8, 3.0L, 6cyl	24	21/30	\$2,600	5	P T SS
------------------	----	-------	---------	---	--------

BMW

330i

A-S8, 2.0L, 4cyl	30	26/36	\$2,100	7	P T SS
------------------	----	-------	---------	---	--------

330i xDrive

A-S8, 2.0L, 4cyl	28	25/34	\$2,200	6	P T SS
------------------	----	-------	---------	---	--------

430i Coupe

A-S8, 2.0L, 4cyl	27	24/34	\$2,300	6	P T SS
M-6, 2.0L, 4cyl	25	21/33	\$2,500	5	P T SS

430i Gran Coupe

A-S8, 2.0L, 4cyl	27	24/34	\$2,300	6	P T SS
------------------	----	-------	---------	---	--------

430i xDrive Coupe

A-S8, 2.0L, 4cyl	27	23/33	\$2,300	6	P T SS
------------------	----	-------	---------	---	--------

430i xDrive Gran Coupe

A-S8, 2.0L, 4cyl	27	23/33	\$2,300	6	P T SS
------------------	----	-------	---------	---	--------

440i Coupe

A-S8, 3.0L, 6cyl	25	21/32	\$2,500	5	P T SS
M-6, 3.0L, 6cyl	22	18/28	\$2,850	4	P T SS

440i Gran Coupe

A-S8, 3.0L, 6cyl	25	21/32	\$2,500	5	P T SS
------------------	----	-------	---------	---	--------

440i xDrive Coupe

A-S8, 3.0L, 6cyl	24	21/31	\$2,600	5	P T SS
M-6, 3.0L, 6cyl	21	18/28	\$2,950	4	P T SS

440i xDrive Gran Coupe

A-S8, 3.0L, 6cyl	24	21/31	\$2,600	5	P T SS
------------------	----	-------	---------	---	--------

530e

A-S8, 2.0L, 4cyl	See page 38.				P T PHEV SS
------------------	--------------	--	--	--	-------------

530e xDrive

A-S8, 2.0L, 4cyl	See page 38.				P T PHEV SS
------------------	--------------	--	--	--	-------------

Manufacturer Model Configuration (trans, eng size, cyl)	MPG		Annual Fuel Cost	GHG Rating	Notes
	Comb	City/Hwy			

640i Gran Coupe

A-S8, 3.0L, 6cyl	23	20/29	\$2,700	5	P T SS
------------------	----	-------	---------	---	--------

640i xDrive Gran Coupe

A-S8, 3.0L, 6cyl	22	19/28	\$2,850	4	P T SS
------------------	----	-------	---------	---	--------

650i Gran Coupe

A-S8, 4.4L, 8cyl	21	18/26	\$2,950	4	P T SS
------------------	----	-------	---------	---	--------

650i xDrive Gran Coupe

A-S8, 4.4L, 8cyl	20	17/25	\$3,100	4	P T SS
------------------	----	-------	---------	---	--------

Alpina B6 xDrive Gran Coupe

A-S8, 4.4L, 8cyl	20	17/25	\$3,100	4	P T SS
------------------	----	-------	---------	---	--------

M4 Coupe

AM-S7, 3.0L, 6cyl	19	17/23	\$3,300	3	P T SS
-------------------	----	-------	---------	---	--------

M-6, 3.0L, 6cyl	20	18/25	\$3,100	4	PR T SS
-----------------	----	-------	---------	---	---------

M4 Coupe Competition

AM-S7, 3.0L, 6cyl	19	17/23	\$3,300	3	P T SS
-------------------	----	-------	---------	---	--------

M-6, 3.0L, 6cyl	20	18/25	\$3,100	4	PR T SS
-----------------	----	-------	---------	---	---------

M4 CS

AM-S7, 3.0L, 6cyl	19	17/23	\$3,300	3	P T SS
-------------------	----	-------	---------	---	--------

M6 Gran Coupe

AM-S7, 4.4L, 8cyl	16	14/20	\$3,900	2	P T Tax SS
-------------------	----	-------	---------	---	------------

M-6, 4.4L, 8cyl	17	15/22	\$3,650	3	P T Tax SS
-----------------	----	-------	---------	---	------------

CADILLAC

ATS

A-S8, 2.0L, 4cyl	25	22/30	\$2,500	5	PR T SS
------------------	----	-------	---------	---	---------

A-S8, 3.6L, 6cyl	23	19/29	\$2,100	5	SS
------------------	----	-------	---------	---	----

ATS AWD

A-S8, 2.0L, 4cyl	24	21/29	\$2,600	5	PR T SS
------------------	----	-------	---------	---	---------

A-S8, 3.6L, 6cyl	21	18/26	\$2,300	4	SS
------------------	----	-------	---------	---	----

ATS-V

A-S8, 3.6L, 6cyl	20	17/25	\$3,100	4	PR T
------------------	----	-------	---------	---	------

M-6, 3.6L, 6cyl	19	16/23	\$3,300	3	PR T
-----------------	----	-------	---------	---	------

CHEVROLET

Cruze

A-S6, 1.4L, 4cyl	32	28/38	\$1,500	7	T SS
------------------	----	-------	---------	---	------

AV, 1.4L, 4cyl	33	30/38	\$1,450	8	T SS
----------------	----	-------	---------	---	------

A-9, 1.6L, 4cyl	37	31/48	\$1,450	7	D T SS
-----------------	----	-------	---------	---	--------

Cruze Premier

A-S6, 1.4L, 4cyl	32	28/38	\$1,500	7	T
------------------	----	-------	---------	---	---

Sonic

A-S6, 1.4L, 4cyl	29	26/34	\$1,700	6	T
------------------	----	-------	---------	---	---

M-6, 1.4L, 4cyl	31	27/38	\$1,550	7	T
-----------------	----	-------	---------	---	---

Volt

AV, 1.5L, 4cyl	See page 38.				PHEV SS
----------------	--------------	--	--	--	---------

FORD

Fiesta ST FWD

M-6, 1.6L, 4cyl	28	25/32	\$1,750	6	T
-----------------	----	-------	---------	---	---

GENESIS

G70 AWD

A-S8, 2.0L, 4cyl	23	21/28	\$2,700	5	P T SS
------------------	----	-------	---------	---	--------

A-S8, 3.3L, 6cyl	20	17/25	\$3,100	4	P T SS
------------------	----	-------	---------	---	--------

Manufacturer Model Configuration (trans, eng size, cyl)	MPG		Annual Fuel Cost	GHG Rating	Notes
	Comb	City/Hwy			

G70 RWD

A-S8, 2.0L, 4cyl	25	22/30	\$2,500	5	P T SS
------------------	----	-------	---------	---	--------

M-6, 2.0L, 4cyl	22	18/28	\$2,850	4	P T
-----------------	----	-------	---------	---	-----

A-S8, 3.3L, 6cyl	20	17/26	\$3,100	4	P T SS
------------------	----	-------	---------	---	--------

HONDA

Civic 2Dr

AV, 1.5L, 4cyl	35	31/40	\$1,400	8	T
----------------	----	-------	---------	---	---

AV-S7, 1.5L, 4cyl	33	30/37	\$1,450	8	T
-------------------	----	-------	---------	---	---

M-6, 1.5L, 4cyl	32	28/38	\$1,950	7	P T
-----------------	----	-------	---------	---	-----

AV, 2.0L, 4cyl	33	30/38	\$1,450	8	
----------------	----	-------	---------	---	--

AV-S7, 2.0L, 4cyl	32	29/36	\$1,500	7	
-------------------	----	-------	---------	---	--

M-6, 2.0L, 4cyl	29	25/35	\$1,700	6	
-----------------	----	-------	---------	---	--

HYUNDAI

Accent

A-S6, 1.6L, 4cyl	32	28/38	\$1,500	7	
------------------	----	-------	---------	---	--

M-6, 1.6L, 4cyl	31	28/37	\$1,550	7	
-----------------	----	-------	---------	---	--

Veloster

AM-7, 1.6L, 4cyl	30	28/34	\$1,600	7	T
------------------	----	-------	---------	---	---

M-6, 1.6L, 4cyl	29	26/33	\$1,700	6	T
-----------------	----	-------	---------	---	---

A-S6, 2.0L, 4cyl	30	27/34	\$1,600	7	
------------------	----	-------	---------	---	--

M-6, 2.0L, 4cyl	28	25/33	\$1,750	6	
-----------------	----	-------	---------	---	--

Veloster N

M-6, 2.0L, 4cyl	25	22/28	\$2,500	5	P T
-----------------	----	-------	---------	---	-----

INFINITI

QX30

AM-7, 2.0L, 4cyl	27	24/33	\$2,300	6	PR T SS
------------------	----	-------	---------	---	---------

QX30 AWD

AM-7, 2.0L, 4cyl	25	21/30	\$2,500	5	PR T SS
------------------	----	-------	---------	---	---------

JAGUAR

XE

A-S8, 2.0L, 4cyl	36	32/42	\$1,500	7	D T SS
------------------	----	-------	---------	---	--------

A-S8, 2.0L, 4cyl	28	25/34	\$2,200	6	P T SS
------------------	----	-------	---------	---	--------

A-S8, 3.0L, 6cyl	24	21/30	\$2,600	5	P S SS
------------------	----	-------	---------	---	--------

XE AWD

A-S8, 2.0L, 4cyl	34	30/40	\$1,550	7	D T SS
------------------	----	-------	---------	---	--------

A-S8, 2.0L, 4cyl	28	24/34	\$2,200	6	P T SS
------------------	----	-------	---------	---	--------

A-S8, 3.0L, 6cyl	23	20/29	\$2,700	5	P S SS
------------------	----	-------	---------	---	--------

A-S8, 5.0L, 8cyl	18	16/22	\$3,450	3	P S SS
------------------	----	-------	---------	---	--------

KIA

Rio

A-S6, 1.6L, 4cyl	32	28/37	\$1,500	7	
------------------	----	-------	---------	---	--

M-6, 1.6L, 4cyl	32	29/37	\$1,500	7	
-----------------	----	-------	---------	---	--

LEXUS

GS F

A-S8, 5.0L, 8cyl	19	16/24	\$3,300	3	PR
------------------	----	-------	---------	---	----

IS 300

A-S8, 2.0L, 4cyl	24	21/30	\$2,600	5	PR T
------------------	----	-------	---------	---	------

IS 300 AWD

A-S6, 3.5L, 6cyl	21	19/26	\$2,950	4	PR
------------------	----	-------	---------	---	----

IS 350

A-S8, 3.5L, 6cyl	23	20/28	\$2,700	5	PR
------------------	----	-------	---------	---	----

Manufacturer Model Configuration (trans, eng size, cyl)	MPG		Annual Fuel Cost	GHG Rating	Notes
	Comb	City/Hwy			
IS 350 AWD					
A-S6, 3.5L, 6cyl	21	19/26	\$2,950	4	PR
UX 250h					
AV-S6, 2.0L, 4cyl	42	43/41	\$1,150	9	HEV SS
UX 250h AWD					
AV-S6, 2.0L, 4cyl	39	41/38	\$1,250	9	HEV SS
MAZDA					
2					
A-S6, 1.5L, 4cyl	35	32/40	\$1,400	8	
M-6, 1.5L, 4cyl	34	30/39	\$1,450	8	
3 4-Door 2WD					
A-S6, 2.5L, 4cyl	30	27/36	\$1,600	7	
A-S6, 2.5L, 4cyl	30	26/35	\$1,600	7	
3 4-Door 4WD					
A-S6, 2.5L, 4cyl	28	25/33	\$1,750	6	
CX-3 2WD					
A-S6, 2.0L, 4cyl	31	29/34	\$1,550	7	
CX-3 4WD					
A-S6, 2.0L, 4cyl	29	27/32	\$1,700	6	
MERCEDES-BENZ					
AMG C43 4matic					
A-9, 3.0L, 6cyl	22	19/27	\$2,850	4	PR T SS
AMG C63					
A-9, 4.0L, 8cyl	21	18/27	\$2,950	4	PR T SS
AMG C63 S					
A-9, 4.0L, 8cyl	21	18/27	\$2,950	4	PR T SS
AMG CLA45 4matic					
AM-7, 2.0L, 4cyl	26	23/30	\$2,400	5	PR T SS
AMG CLS53 4matic Plus					
A-9, 3.0L, 6cyl	23	21/27	\$2,700	5	PR HEV SS
AMG GT 53 4matic Plus					
A-9, 3.0L, 6cyl	21	19/24	\$2,950	4	PR HEV SS
AMG GT 63 4matic Plus					
A-9, 4.0L, 8cyl	17	15/20	\$3,650	3	PR T Tax SS
AMG GT 63 S 4matic Plus					
A-9, 4.0L, 8cyl	17	15/20	\$3,650	3	PR T Tax SS
AMG S63 4matic Coupe					
A-9, 4.0L, 8cyl	20	17/27	\$3,100	4	PR T SS
AMG S65 Coupe					
A-7, 6.0L, 12cyl	16	13/21	\$3,900	2	PR T Tax SS
C300					
A-9, 2.0L, 4cyl	27	23/34	\$2,300	6	PR T SS
C300 4matic					
A-9, 2.0L, 4cyl	26	22/33	\$2,400	5	PR T SS
CLA250					
AM-7, 2.0L, 4cyl	29	24/37	\$2,150	6	PR T SS
CLA250 4matic					
AM-7, 2.0L, 4cyl	27	24/32	\$2,300	6	PR T PT4 SS
AM-7, 2.0L, 4cyl	27	24/32	\$2,300	6	Gas
AM-7, 2.0L, 4cyl	20	17/24	\$2,200	6	E85
CLS450					
A-9, 3.0L, 6cyl	26	24/31	\$2,400	5	PR T HEV SS

Manufacturer Model Configuration (trans, eng size, cyl)	MPG		Annual Fuel Cost	GHG Rating	Notes
	Comb	City/Hwy			
CLS450 4matic					
A-9, 3.0L, 6cyl	26	23/30	\$2,400	5	PR T HEV SS
S560 4matic Coupe					
A-9, 4.0L, 8cyl	20	17/26	\$3,100	4	PR T SS
MITSUBISHI					
Mirage					
AV, 1.2L, 3cyl	39	36/43	\$1,250	9	
M-5, 1.2L, 3cyl	36	33/41	\$1,350	8	
Mirage G4					
AV, 1.2L, 3cyl	37	35/41	\$1,300	8	
M-5, 1.2L, 3cyl	35	33/40	\$1,400	8	
NISSAN					
Versa					
AV, 1.6L, 4cyl	34	31/39	\$1,450	8	
M-5, 1.6L, 4cyl	30	27/36	\$1,600	7	
ROLLS-ROYCE					
Dawn					
A-S8, 6.6L, 12cyl	14	12/18	\$4,450	1	P T Tax
STI					
S209					
M-6, 2.5L, 4cyl	17	15/21	\$3,650	3	PR T Tax
SUBARU					
WRX					
AV-S8, 2.0L, 4cyl	21	18/24	\$2,950	4	P T
M-6, 2.0L, 4cyl	23	21/27	\$2,700	5	P T
M-6, 2.5L, 4cyl	19	17/22	\$3,300	3	PR T
TOYOTA					
C-HR					
AV-S7, 2.0L, 4cyl	29	27/31	\$1,700	6	
Corolla Hatchback					
AV-S10, 2.0L, 4cyl	36	32/42	\$1,350	8	
M-6, 2.0L, 4cyl	31	28/37	\$1,550	7	
Corolla Hatchback XSE					
AV-S10, 2.0L, 4cyl	33	30/38	\$1,450	8	
Prius c					
▶ AV, 1.5L, 4cyl	46	48/43	\$1,050	10	HEV SS
Yaris					
A-4, 1.5L, 4cyl	32	30/35	\$1,500	7	
A-S6, 1.5L, 4cyl	35	32/40	\$1,400	8	
M-6, 1.5L, 4cyl	34	30/39	\$1,450	8	
VOLKSWAGEN					
Beetle					
A-S6, 2.0L, 4cyl	29	26/33	\$1,700	6	T
e-Golf					
▶ A-1	119	126/111	\$650	10	EV
Golf					
A-S8, 1.4L, 4cyl	32	29/37	\$1,500	7	T SS
M-6, 1.4L, 4cyl	32	29/37	\$1,500	7	T

Manufacturer Model Configuration (trans, eng size, cyl)	MPG		Annual Fuel Cost	GHG Rating	Notes
	Comb	City/Hwy			
Golf R					
AM-S7, 2.0L, 4cyl	26	23/30	\$2,400	5	P T SS
M-6, 2.0L, 4cyl	24	21/29	\$2,600	5	P T
GTI					
AM-S7, 2.0L, 4cyl	27	25/31	\$1,800	6	T SS
M-6, 2.0L, 4cyl	27	24/32	\$1,800	6	T
Jetta					
A-S8, 1.4L, 4cyl	34	30/40	\$1,450	8	T SS
M-6, 1.4L, 4cyl	34	30/40	\$1,450	8	T
Jetta GLI					
AM-S7, 2.0L, 4cyl	28	25/32	\$1,750	6	T SS
M-6, 2.0L, 4cyl	28	25/32	\$1,750	6	T

VOLVO

S60 AWD

A-S8, 2.0L, 4cyl	25	21/32	\$2,500	5	PR T S SS
------------------	----	-------	---------	---	-----------

S60 AWD PHEV

A-S8, 2.0L, 4cyl	See page 38.			6	PR T S PHEV SS
------------------	--------------	--	--	---	----------------

S60 FWD

A-S8, 2.0L, 4cyl	28	24/36	\$2,200	6	PR T SS
------------------	----	-------	---------	---	---------

MIDSIZE CARS

ACURA

RLX

A-S10, 3.5L, 6cyl	23	20/29	\$2,700	5	P
-------------------	----	-------	---------	---	---

RLX Hybrid

AM-S7, 3.5L, 6cyl	28	28/29	\$2,200	6	P HEV SS
-------------------	----	-------	---------	---	----------

ALFA ROMEO

Giulia

A-8, 2.0L, 4cyl	27	24/33	\$2,300	6	P T SS
A-8, 2.9L, 6cyl	20	17/24	\$3,100	4	P T SS

Giulia AWD

A-8, 2.0L, 4cyl	26	23/31	\$2,400	5	P T SS
-----------------	----	-------	---------	---	--------

AUDI

A5 Sportback quattro

AM-S7, 2.0L, 4cyl	27	23/34	\$2,300	6	P T SS
-------------------	----	-------	---------	---	--------

A6 quattro

AM-S7, 2.0L, 4cyl	27	24/32	\$2,300	6	P T HEV SS
AM-S7, 3.0L, 6cyl	25	22/29	\$2,500	5	P T HEV SS

A7 quattro

AM-S7, 3.0L, 6cyl	25	22/29	\$2,500	5	P T HEV SS
-------------------	----	-------	---------	---	------------

RS 5 Sportback

A-S8, 2.9L, 6cyl	20	17/26	\$3,100	4	P T
------------------	----	-------	---------	---	-----

S5 Sportback

A-S8, 3.0L, 6cyl	24	21/30	\$2,600	5	P T SS
------------------	----	-------	---------	---	--------

BENTLEY

Mulsanne

A-S8, 6.8L, 8cyl	12	10/16	\$5,200	1	P T Tax
------------------	----	-------	---------	---	---------

BMW

530i

A-S8, 2.0L, 4cyl	27	24/34	\$2,300	6	P T SS
------------------	----	-------	---------	---	--------

Manufacturer Model Configuration (trans, eng size, cyl)	MPG		Annual Fuel Cost	GHG Rating	Notes
	Comb	City/Hwy			
530i xDrive					
A-S8, 2.0L, 4cyl	27	23/33	\$2,300	6	P T SS
540i					
A-S8, 3.0L, 6cyl	24	21/29	\$2,600	5	P T SS
540i xDrive					
A-S8, 3.0L, 6cyl	24	21/29	\$2,600	5	P T SS
M5					
A-S8, 4.4L, 8cyl	17	15/21	\$3,650	3	P T Tax SS
M5 Competition					
A-S8, 4.4L, 8cyl	17	15/21	\$3,650	3	P T Tax SS
M550i xDrive					
A-S8, 4.4L, 8cyl	20	18/25	\$3,100	4	P T SS
X2 M35i					
A-S8, 2.0L, 4cyl	25	23/29	\$2,500	5	P T SS
X2 sDrive28i					
A-S8, 2.0L, 4cyl	26	23/32	\$2,400	5	P T SS
X2 xDrive28i					
A-S8, 2.0L, 4cyl	25	21/31	\$2,500	5	P T SS

BUICK

LaCrosse

A-S9, 3.6L, 6cyl	24	20/30	\$2,000	5	SS
------------------	----	-------	---------	---	----

LaCrosse AWD

A-S9, 3.6L, 6cyl	23	20/29	\$2,100	5	SS
------------------	----	-------	---------	---	----

LaCrosse eAssist

A-S6, 2.5L, 4cyl	29	25/35	\$1,700	6	HEV SS
------------------	----	-------	---------	---	--------

Regal

A-S9, 2.0L, 4cyl	26	22/32	\$2,400	5	PR T SS
------------------	----	-------	---------	---	---------

Regal AWD

A-S8, 2.0L, 4cyl	24	21/29	\$2,600	5	PR T SS
A-S9, 3.6L, 6cyl	22	19/27	\$2,200	4	SS

CADILLAC

CTS

A-S8, 2.0L, 4cyl	25	22/30	\$2,500	5	PR T SS
A-S8, 3.6L, 6cyl	23	19/29	\$2,100	5	SS
A-S8, 3.6L, 6cyl	19	16/24	\$3,300	3	PR T

CTS AWD

A-S8, 2.0L, 4cyl	24	21/29	\$2,600	5	PR T SS
A-S8, 3.6L, 6cyl	21	18/26	\$2,300	4	SS

CTS-V

A-S8, 6.2L, 8cyl	16	14/21	\$3,900	2	PR S Tax
------------------	----	-------	---------	---	----------

CHEVROLET

Cruze Hatchback

A-S6, 1.4L, 4cyl	32	28/38	\$1,500	7	T SS
A-9, 1.6L, 4cyl	35	30/45	\$1,550	6	D T SS

Cruze Premier Hatchback

A-S6, 1.4L, 4cyl	31	28/37	\$1,550	7	T SS
------------------	----	-------	---------	---	------

Malibu

AV, 1.5L, 4cyl	32	29/36	\$1,500	7	T SS
A-9, 2.0L, 4cyl	26	22/32	\$2,400	5	PR T

Malibu Hybrid

AV, 1.8L, 4cyl	46	49/43	\$1,050	10	HEV SS
----------------	----	-------	---------	----	--------

Manufacturer Model Configuration (trans, eng size, cyl)	MPG		Annual Fuel Cost	GHG Rating	Notes
	Comb	City/Hwy			

DODGE

Challenger

A-8, 3.6L, 6cyl	23	19/30	\$2,100	5	
A-8, 5.7L, 8cyl	19	16/25	\$3,000	3	Mid
M-6, 5.7L, 8cyl	18	15/23	\$3,450	3	P
A-8, 6.4L, 8cyl	18	15/24	\$3,450	3	P
M-6, 6.4L, 8cyl	17	14/23	\$3,650	3	P Tax

Challenger GT

A-8, 3.6L, 6cyl	21	18/27	\$2,300	4	
-----------------	----	-------	---------	---	--

Challenger SRT

A-8, 6.2L, 8cyl	16	13/22	\$3,900	2	P S Tax
M-6, 6.2L, 8cyl	16	13/21	\$3,900	2	P S Tax

FORD

Fusion AWD

A-S6, 2.0L, 4cyl	23	20/29	\$2,100	5	T
A-S6, 2.7L, 6cyl	20	17/26	\$2,450	4	T

Fusion Energi Plug-in Hybrid

AV, 2.0L, 4cyl	See page 38.				PHEV SS
----------------	--------------	--	--	--	---------

Fusion FWD

A-S6, 1.5L, 4cyl	27	23/34	\$1,800	6	T SS
A-S6, 2.0L, 4cyl	25	21/31	\$1,950	5	T SS
A-6, 2.5L, 4cyl	25	21/31	\$1,950	5	

Fusion Hybrid FWD

AV, 2.0L, 4cyl	42	43/41	\$1,150	9	HEV SS
----------------	----	-------	---------	---	--------

Fusion Hybrid Taxi

AV, 2.0L, 4cyl	41	43/40	\$1,200	9	HEV SS
----------------	----	-------	---------	---	--------

Fusion Special Service Vehicle PHEV

AV, 2.0L, 4cyl	See page 38.				PHEV SS
----------------	--------------	--	--	--	---------

HONDA

Accord 2.0T Sport/Touring

A-10, 2.0L, 4cyl	26	22/32	\$1,850	5	T
------------------	----	-------	---------	---	---

Civic 4Dr

AV, 1.5L, 4cyl	36	32/42	\$1,350	8	T
AV-S7, 1.5L, 4cyl	33	30/38	\$1,450	8	T
M-6, 1.5L, 4cyl	32	28/38	\$1,950	7	P T
AV, 2.0L, 4cyl	33	30/38	\$1,450	8	
AV-S7, 2.0L, 4cyl	32	29/37	\$1,500	7	
M-6, 2.0L, 4cyl	29	25/36	\$1,700	6	

Clarity EV

A-1	114	126/103	\$650	10	EV
-----	-----	---------	-------	----	----

Clarity FCV

A-1	68	68/67	NA	10	H FCV
-----	----	-------	----	----	-------

Clarity Plug-in Hybrid

AV, 1.5L, 4cyl	See page 38.				PHEV SS
----------------	--------------	--	--	--	---------

Insight

AV, 1.5L, 4cyl	52	55/49	\$950	10	HEV SS
----------------	----	-------	-------	----	--------

Insight Touring

AV, 1.5L, 4cyl	48	51/45	\$1,000	10	HEV SS
----------------	----	-------	---------	----	--------

Manufacturer Model Configuration (trans, eng size, cyl)	MPG		Annual Fuel Cost	GHG Rating	Notes
	Comb	City/Hwy			

HYUNDAI

Elantra

AM-7, 1.4L, 4cyl	35	32/40	\$1,400	8	T
AM-7, 1.6L, 4cyl	29	26/33	\$1,700	6	T
M-6, 1.6L, 4cyl	25	22/30	\$1,950	5	T
A-S6, 2.0L, 4cyl	32	28/37	\$1,500	7	
M-6, 2.0L, 4cyl	29	26/36	\$1,700	6	

Elantra SE

A-S6, 2.0L, 4cyl	33	29/38	\$1,450	8	
------------------	----	-------	---------	---	--

Ioniq Electric

A-1	136	150/122	\$550	10	EV
-----	-----	---------	-------	----	----

Ioniq Plug-in Hybrid

AM-6, 1.6L, 4cyl	See page 38.				PHEV SS
------------------	--------------	--	--	--	---------

Sonata Hybrid

AM-6, 2.0L, 4cyl	41	39/44	\$1,200	9	HEV SS
------------------	----	-------	---------	---	--------

Sonata Hybrid SE

AM-6, 2.0L, 4cyl	42	40/46	\$1,150	9	HEV SS
------------------	----	-------	---------	---	--------

Sonata Plug-in Hybrid

AM-6, 2.0L, 4cyl	See page 38.				PHEV SS
------------------	--------------	--	--	--	---------

INFINITI

Q50

A-S7, 2.0L, 4cyl	25	23/30	\$2,500	5	PR T SS
A-S7, 3.0L, 6cyl	23	20/29	\$2,700	5	PR T

Q50 AWD

A-S7, 2.0L, 4cyl	24	22/28	\$2,600	5	PR T SS
A-S7, 3.0L, 6cyl	22	19/27	\$2,850	4	PR T

Q50 Red Sport

A-S7, 3.0L, 6cyl	22	20/26	\$2,850	4	PR T
------------------	----	-------	---------	---	------

Q50 Red Sport AWD

A-S7, 3.0L, 6cyl	22	19/26	\$2,850	4	PR T
------------------	----	-------	---------	---	------

Q70

A-S7, 3.7L, 6cyl	21	18/25	\$2,950	4	PR
A-S7, 5.6L, 8cyl	19	16/24	\$3,300	3	PR

Q70 AWD

A-S7, 3.7L, 6cyl	20	18/24	\$3,100	4	PR
A-S7, 5.6L, 8cyl	18	16/23	\$3,450	3	PR

JAGUAR

XF

A-S8, 2.0L, 4cyl	35	31/42	\$1,550	7	D T SS
A-S8, 2.0L, 4cyl	28	25/34	\$2,200	6	P T SS
A-S8, 3.0L, 6cyl	23	20/29	\$2,700	5	P S SS

XF AWD

A-S8, 2.0L, 4cyl	34	30/40	\$1,550	7	D T SS
A-S8, 2.0L, 4cyl	27	23/33	\$2,300	6	P T SS
A-S8, 3.0L, 6cyl	23	20/28	\$2,700	5	P S SS

KIA

Forte

AV, 2.0L, 4cyl	34	30/40	\$1,450	8	
M-6, 2.0L, 4cyl	31	27/37	\$1,550	7	

Forte FE

AV, 2.0L, 4cyl	35	31/41	\$1,400	8	
----------------	----	-------	---------	---	--

Manufacturer Model Configuration (trans, eng size, cyl)	MPG		Annual Fuel Cost	GHG Rating	Notes
	Comb	City/Hwy			
Optima Hybrid					
AM-6, 2.0L, 4cyl	41	39/45	\$1,200	9	HEV SS
Optima Plug-in Hybrid					
AM-6, 2.0L, 4cyl	See page 38.				PHEV SS
Stinger AWD					
A-S8, 2.0L, 4cyl	24	21/29	\$2,600	5	P T SS
A-S8, 3.3L, 6cyl	20	17/25	\$3,100	4	P T SS
Stinger RWD					
A-S8, 2.0L, 4cyl	25	22/29	\$2,500	5	P T SS
A-S8, 3.3L, 6cyl	20	17/25	\$3,100	4	P T SS
LEXUS					
ES 300h					
AV-S6, 2.5L, 4cyl	44	43/45	\$1,100	10	HEV SS
ES 350					
A-S8, 3.5L, 6cyl	26	22/33	\$1,850	5	
ES 350 F Sport					
A-S8, 3.5L, 6cyl	25	22/31	\$1,950	5	
GS 300					
A-S8, 2.0L, 4cyl	26	22/32	\$2,400	5	PR T
GS 300 F Sport					
A-S8, 2.0L, 4cyl	24	21/30	\$2,600	5	PR T
GS 350					
A-S8, 3.5L, 6cyl	23	20/28	\$2,700	5	PR
GS 350 AWD					
A-S6, 3.5L, 6cyl	21	19/26	\$2,950	4	PR
GS 350 F Sport					
A-S8, 3.5L, 6cyl	22	19/27	\$2,850	4	PR
LS 500					
A-S10, 3.4L, 6cyl	23	19/30	\$2,700	5	PR T
LS 500 AWD					
A-S10, 3.4L, 6cyl	21	18/27	\$2,950	4	PR T
LS 500h					
AV-S10, 3.5L, 6cyl	28	25/33	\$2,200	6	PR HEV SS
LS 500h AWD					
AV-S10, 3.5L, 6cyl	26	23/31	\$2,400	5	PR HEV SS
UX 200					
AV-S10, 2.0L, 4cyl	33	29/37	\$1,450	8	
LINCOLN					
MKZ AWD					
A-S6, 2.0L, 4cyl	23	20/29	\$2,100	5	T
A-S6, 3.0L, 6cyl	20	17/26	\$2,450	4	T
MKZ FWD					
A-S6, 2.0L, 4cyl	24	20/31	\$2,000	5	T
A-S6, 3.0L, 6cyl	21	18/27	\$2,300	4	T
MKZ Hybrid FWD					
AV, 2.0L, 4cyl	41	42/39	\$1,200	9	HEV SS
MASERATI					
Ghibli S RWD					
A-8, 3.0L, 6cyl	19	16/24	\$3,300	3	PR T SS
Ghibli V6 RWD					
A-8, 3.0L, 6cyl	19	17/24	\$3,300	3	PR T SS

Manufacturer Model Configuration (trans, eng size, cyl)	MPG		Annual Fuel Cost	GHG Rating	Notes
	Comb	City/Hwy			
Ghibli V6 SQ4 AWD					
A-8, 3.0L, 6cyl	19	16/24	\$3,300	3	PR T SS
MAZDA					
3 5-Door 2WD					
A-S6, 2.5L, 4cyl	30	26/35	\$1,600	7	
M-6, 2.5L, 4cyl	29	25/35	\$1,700	6	SS
3 5-Door 4WD					
A-S6, 2.5L, 4cyl	27	24/32	\$1,800	6	
6					
A-S6, 2.5L, 4cyl	29	26/35	\$1,700	6	
A-S6, 2.5L, 4cyl	26	23/31	\$1,850	5	T
M-6, 2.5L, 4cyl	27	24/33	\$1,800	6	
MERCEDES-BENZ					
AMG E53 4matic Plus					
A-9, 3.0L, 6cyl	24	21/28	\$2,600	5	PR HEV SS
AMG E63 S 4matic					
A-9, 4.0L, 8cyl	18	15/23	\$3,450	3	PR T SS
E300					
A-9, 2.0L, 4cyl	25	21/30	\$2,500	5	PR T SS
E300 4matic					
A-9, 2.0L, 4cyl	24	21/29	\$2,600	5	PR T SS
E450 4matic					
A-9, 3.0L, 6cyl	23	20/28	\$2,700	5	PR T SS
MINI					
Cooper Clubman					
A-S6, 1.5L, 3cyl	27	24/32	\$2,300	6	P T
M-6, 1.5L, 3cyl	28	24/33	\$2,200	6	P T SS
Cooper Clubman All4					
A-S8, 1.5L, 3cyl	26	23/31	\$2,400	5	P T
M-6, 1.5L, 3cyl	26	22/32	\$2,400	5	P T
Cooper Countryman					
A-S6, 1.5L, 3cyl	27	24/32	\$2,300	6	P T
M-6, 1.5L, 3cyl	28	24/33	\$2,200	6	P T SS
Cooper Countryman All4					
A-S8, 1.5L, 3cyl	25	23/30	\$2,500	5	P T
M-6, 1.5L, 3cyl	26	22/32	\$2,400	5	P T
Cooper S Clubman					
A-S8, 2.0L, 4cyl	27	23/32	\$2,300	6	P T SS
M-6, 2.0L, 4cyl	25	22/31	\$2,500	5	P T SS
Cooper S Clubman All4					
A-S8, 2.0L, 4cyl	26	23/31	\$2,400	5	P T SS
M-6, 2.0L, 4cyl	24	21/30	\$2,600	5	P T SS
Cooper S Countryman					
A-S8, 2.0L, 4cyl	27	23/32	\$2,300	6	P T SS
Cooper S Countryman All4					
A-S8, 2.0L, 4cyl	26	22/31	\$2,400	5	P T SS
M-6, 2.0L, 4cyl	24	21/30	\$2,600	5	P T SS
Cooper SE Countryman All4					
A-S6, 1.5L, 3cyl	See page 38.				P T PHEV SS
JCW Countryman All4					
A-S8, 2.0L, 4cyl	25	22/30	\$2,500	5	P T SS
M-6, 2.0L, 4cyl	24	21/30	\$2,600	5	P T SS

Manufacturer Model Configuration (trans, eng size, cyl)	MPG		Annual Fuel Cost	GHG Rating	Notes
	Comb	City/Hwy			
John Cooper Works Clubman All4					
A-S8, 2.0L, 4cyl	26	23/31	\$2,400	5	P T SS
M-6, 2.0L, 4cyl	24	21/30	\$2,600	5	P T SS

NISSAN

Altima

AV, 2.5L, 4cyl	32	28/39	\$1,500	7	
----------------	----	-------	---------	---	--

Altima AWD

AV, 2.5L, 4cyl	30	26/36	\$1,600	7	
----------------	----	-------	---------	---	--

Altima AWD SR/Platinum

AV, 2.5L, 4cyl	29	25/35	\$1,700	6	
----------------	----	-------	---------	---	--

Altima SR/Platinum

AV, 2.0L, 4cyl	29	25/34	\$1,700	6	T
----------------	----	-------	---------	---	---

AV, 2.5L, 4cyl	31	27/37	\$1,550	7	
----------------	----	-------	---------	---	--

Kicks

AV, 1.6L, 4cyl	33	31/36	\$1,450	8	
----------------	----	-------	---------	---	--

Leaf (40 kW-hr battery pack)

A-1	112	124/99	\$700	10	EV
-----	-----	--------	-------	----	----

Leaf (62 kW-hr battery pack)

A-1	108	118/97	\$700	10	EV
-----	-----	--------	-------	----	----

Leaf SV/SL (62 kW-hr battery pack)

A-1	104	114/94	\$750	10	EV
-----	-----	--------	-------	----	----

Maxima

AV-S7, 3.5L, 6cyl	24	20/30	\$2,600	5	P
-------------------	----	-------	---------	---	---

Sentra

AV-S7, 1.6L, 4cyl	29	27/33	\$2,150	6	P T
-------------------	----	-------	---------	---	-----

AV, 1.8L, 4cyl	32	29/37	\$1,500	7	
----------------	----	-------	---------	---	--

M-6, 1.8L, 4cyl	30	27/35	\$1,600	7	
-----------------	----	-------	---------	---	--

Sentra Nismo

AV-S7, 1.6L, 4cyl	27	25/30	\$2,300	6	P T
-------------------	----	-------	---------	---	-----

M-6, 1.6L, 4cyl	27	25/31	\$2,300	6	P T
-----------------	----	-------	---------	---	-----

ROLLS-ROYCE

Wraith

A-S8, 6.6L, 12cyl	14	12/18	\$4,450	1	P T Tax
-------------------	----	-------	---------	---	---------

SUBARU

Impreza 4-Door

AV-S7, 2.0L, 4cyl	32	28/38	\$1,500	7	
-------------------	----	-------	---------	---	--

M-5, 2.0L, 4cyl	27	24/32	\$1,800	6	
-----------------	----	-------	---------	---	--

Impreza Sport 4-Door

AV-S7, 2.0L, 4cyl	30	27/36	\$1,600	7	
-------------------	----	-------	---------	---	--

M-5, 2.0L, 4cyl	26	23/31	\$1,850	5	
-----------------	----	-------	---------	---	--

Legacy AWD

AV-S7, 2.5L, 4cyl	29	25/34	\$1,700	6	
-------------------	----	-------	---------	---	--

AV-S6, 3.6L, 6cyl	23	20/28	\$2,100	5	
-------------------	----	-------	---------	---	--

TESLA

Model 3 Long Range

A-1	130	136/123	\$600	10	EV
-----	-----	---------	-------	----	----

Model 3 Long Range AWD

A-1	116	120/112	\$650	10	EV
-----	-----	---------	-------	----	----

Model 3 Long Range AWD Performance

A-1	116	120/112	\$650	10	EV
-----	-----	---------	-------	----	----

Manufacturer Model Configuration (trans, eng size, cyl)	MPG		Annual Fuel Cost	GHG Rating	Notes
	Comb	City/Hwy			

Model 3 Mid Range

A-1	123	128/117	\$600	10	EV
-----	-----	---------	-------	----	----

Model 3 Standard Range

A-1	131	138/124	\$600	10	EV
-----	-----	---------	-------	----	----

Model 3 Standard Range Plus

A-1	133	140/124	\$550	10	EV
-----	-----	---------	-------	----	----

TOYOTA

Avalon

A-S8, 3.5L, 6cyl	25	22/31	\$1,950	5	
------------------	----	-------	---------	---	--

Avalon Hybrid

AV-S6, 2.5L, 4cyl	43	43/43	\$1,150	9	HEV SS
-------------------	----	-------	---------	---	--------

Avalon Hybrid XLE

AV-S6, 2.5L, 4cyl	44	43/44	\$1,100	10	HEV SS
-------------------	----	-------	---------	----	--------

Avalon XLE

A-S8, 3.5L, 6cyl	26	22/32	\$1,850	5	
------------------	----	-------	---------	---	--

Camry

A-S8, 2.5L, 4cyl	34	29/41	\$1,450	8	
------------------	----	-------	---------	---	--

A-S8, 3.5L, 6cyl	26	22/33	\$1,850	5	
------------------	----	-------	---------	---	--

Camry Hybrid LE

AV-S6, 2.5L, 4cyl	52	51/53	\$950	10	HEV SS
-------------------	----	-------	-------	----	--------

Camry Hybrid XLE/SE

AV-S6, 2.5L, 4cyl	46	44/47	\$1,050	10	HEV SS
-------------------	----	-------	---------	----	--------

Camry LE/SE

A-S8, 2.5L, 4cyl	32	28/39	\$1,500	7	
------------------	----	-------	---------	---	--

Camry XLE/XSE

A-S8, 2.5L, 4cyl	32	28/39	\$1,500	7	
------------------	----	-------	---------	---	--

Camry XSE

A-S8, 3.5L, 6cyl	26	22/32	\$1,850	5	
------------------	----	-------	---------	---	--

Corolla

AV, 1.8L, 4cyl	32	28/36	\$1,500	7	
----------------	----	-------	---------	---	--

AV-S7, 1.8L, 4cyl	31	28/35	\$1,550	7	
-------------------	----	-------	---------	---	--

M-6, 1.8L, 4cyl	30	27/35	\$1,600	7	
-----------------	----	-------	---------	---	--

Corolla LE Eco

AV, 1.8L, 4cyl	34	30/40	\$1,450	8	
----------------	----	-------	---------	---	--

AV, 1.8L, 4cyl	33	29/38	\$1,450	8	2 mode
----------------	----	-------	---------	---	--------

Prius

AV, 1.8L, 4cyl	52	54/50	\$950	10	HEV SS
----------------	----	-------	-------	----	--------

Prius AWD

AV, 1.8L, 4cyl	50	52/48	\$950	10	PT4 HEV SS
----------------	----	-------	-------	----	------------

Prius Eco

▶ AV, 1.8L, 4cyl	56	58/53	\$850	10	HEV SS
------------------	----	-------	-------	----	--------

Prius Prime

AV, 1.8L, 4cyl		See page 38.			PHEV SS
----------------	--	--------------	--	--	---------

VOLKSWAGEN

Passat

A-S6, 2.0L, 4cyl	29	25/36	\$1,700	6	T
------------------	----	-------	---------	---	---

VOLVO

S90 AWD

A-S8, 2.0L, 4cyl	26	22/31	\$2,400	5	PR T SS
------------------	----	-------	---------	---	---------

A-S8, 2.0L, 4cyl	25	21/31	\$2,500	5	PR T S SS
------------------	----	-------	---------	---	-----------

S90 AWD PHEV

A-S8, 2.0L, 4cyl		See page 38.			PR T S PHEV SS
------------------	--	--------------	--	--	----------------

Manufacturer Model Configuration (trans, eng size, cyl)	MPG		Annual Fuel Cost	GHG Rating	Notes
	Comb	City/Hwy			

S90 FWD

A-S8, 2.0L, 4cyl	27	23/35	\$2,300	6	PR T SS
------------------	----	-------	---------	---	---------

LARGE CARS

AUDI

A8 L

A-S8, 3.0L, 6cyl	22	19/27	\$2,850	4	P T HEV SS
A-S8, 4.0L, 8cyl	18	15/23	\$3,450	3	P T HEV SS

BMW

330i xDrive Gran Turismo

A-S8, 2.0L, 4cyl	27	23/33	\$2,300	6	P T SS
------------------	----	-------	---------	---	--------

340i xDrive Gran Turismo

A-S8, 3.0L, 6cyl	23	20/29	\$2,700	5	P T SS
------------------	----	-------	---------	---	--------

640i xDrive Gran Turismo

A-S8, 3.0L, 6cyl	23	20/28	\$2,700	5	P T SS
------------------	----	-------	---------	---	--------

740e xDrive

A-S8, 2.0L, 4cyl	See page 38.				P T PHEV SS
------------------	--------------	--	--	--	-------------

740i

A-S8, 3.0L, 6cyl	24	21/29	\$2,600	5	P T SS
------------------	----	-------	---------	---	--------

740i xDrive

A-S8, 3.0L, 6cyl	23	20/29	\$2,700	5	P T SS
------------------	----	-------	---------	---	--------

750i

A-S8, 4.4L, 8cyl	21	18/26	\$2,950	4	P T SS
------------------	----	-------	---------	---	--------

750i xDrive

A-S8, 4.4L, 8cyl	20	17/25	\$3,100	4	P T SS
------------------	----	-------	---------	---	--------

Alpina B7 xDrive

A-S8, 4.4L, 8cyl	20	17/25	\$3,100	4	P T SS
------------------	----	-------	---------	---	--------

M760i xDrive

A-S8, 6.6L, 12cyl	16	13/20	\$3,900	2	P T Tax SS
-------------------	----	-------	---------	---	------------

X1 sDrive28i

A-S8, 2.0L, 4cyl	26	23/32	\$2,400	5	P T SS
------------------	----	-------	---------	---	--------

X1 xDrive28i

A-S8, 2.0L, 4cyl	25	22/31	\$2,500	5	P T SS
------------------	----	-------	---------	---	--------

CADILLAC

CT6

A-S10, 2.0L, 4cyl	28	24/34	\$2,200	6	PR T
-------------------	----	-------	---------	---	------

CT6 AWD

A-S10, 3.0L, 6cyl	21	18/26	\$2,950	4	PR T
A-S10, 3.6L, 6cyl	21	18/27	\$2,300	4	SS
A-S10, 4.2L, 8cyl	17	14/25	\$3,650	3	PR T Tax SS

XTS

A-S6, 3.6L, 6cyl	22	19/28	\$2,200	4	
------------------	----	-------	---------	---	--

XTS AWD

A-S6, 3.6L, 6cyl	20	17/26	\$2,450	4	
A-S6, 3.6L, 6cyl	18	16/23	\$3,450	3	PR T

CHEVROLET

Impala

A-S6, 2.5L, 4cyl	25	22/29	\$1,950	5	SS
A-S6, 3.6L, 6cyl	22	19/28	\$2,200	4	
A-S6, 3.6L, 6cyl	22	18/28	\$2,200	4	Gas
	16	14/20	\$2,800	5	E85

Manufacturer Model Configuration (trans, eng size, cyl)	MPG		Annual Fuel Cost	GHG Rating	Notes
	Comb	City/Hwy			

CHRYSLER

300

A-8, 3.6L, 6cyl	23	19/30	\$2,100	5	
A-8, 3.6L, 6cyl	23	19/30	\$2,100	5	Gas
	17	14/22	\$2,600	5	E85
A-8, 5.7L, 8cyl	19	16/25	\$3,000	3	Mid

300 AWD

A-8, 3.6L, 6cyl	21	18/27	\$2,300	4	
A-8, 3.6L, 6cyl	21	18/27	\$2,300	4	Gas
	16	13/20	\$2,800	4	E85

DODGE

Charger

A-8, 3.6L, 6cyl	23	19/30	\$2,100	5	
A-8, 3.6L, 6cyl	23	19/30	\$2,100	5	Gas
	17	14/22	\$2,600	5	E85
A-8, 5.7L, 8cyl	19	16/25	\$3,000	3	Mid
A-8, 6.4L, 8cyl	18	15/24	\$3,450	3	P

Charger AWD

A-8, 3.6L, 6cyl	21	18/27	\$2,300	4	
-----------------	----	-------	---------	---	--

Charger SRT

A-8, 6.2L, 8cyl	16	13/22	\$3,900	2	P S Tax
-----------------	----	-------	---------	---	---------

FORD

Taurus AWD

A-S6, 3.5L, 6cyl	19	17/24	\$2,550	3	
A-S6, 3.5L, 6cyl	19	16/24	\$2,550	3	T

Taurus AWD FFV

A-S6, 3.5L, 6cyl	19	17/24	\$2,550	3	Gas
	15	13/18	\$2,950	4	E85

Taurus FWD

A-S6, 3.5L, 6cyl	21	18/26	\$2,300	4	
------------------	----	-------	---------	---	--

Taurus FWD FFV

A-S6, 3.5L, 6cyl	21	18/26	\$2,300	4	Gas
	15	13/19	\$2,950	4	E85

GENESIS

G80 AWD

A-S8, 3.3L, 6cyl	20	17/24	\$3,100	4	P T
A-S8, 3.8L, 6cyl	20	18/24	\$2,450	4	
A-S8, 5.0L, 8cyl	18	15/23	\$3,450	3	P

G80 RWD

A-S8, 3.3L, 6cyl	20	17/25	\$3,100	4	P T
A-S8, 3.8L, 6cyl	21	18/26	\$2,300	4	
A-S8, 5.0L, 8cyl	19	16/24	\$3,300	3	P

G90 AWD

A-S8, 3.3L, 6cyl	20	17/24	\$3,100	4	P T
A-S8, 5.0L, 8cyl	18	15/23	\$3,450	3	P

G90 RWD

A-S8, 3.3L, 6cyl	20	17/24	\$3,100	4	P T
A-S8, 5.0L, 8cyl	19	16/24	\$3,300	3	P

Manufacturer Model Configuration (trans, eng size, cyl)	MPG		Annual Fuel Cost	GHG Rating	Notes
	Comb	City/Hwy			

HONDA

Accord

AV, 1.5L, 4cyl	33	30/38	\$1,450	8	T
AV-S7, 1.5L, 4cyl	31	29/35	\$1,550	7	T
M-6, 1.5L, 4cyl	30	26/35	\$1,600	7	T
A-10, 2.0L, 4cyl	27	23/34	\$1,800	6	T
M-6, 2.0L, 4cyl	26	22/32	\$1,850	5	T

Accord Hybrid

AV, 2.0L, 4cyl	48	48/48	\$1,000	10	HEV SS
----------------	----	-------	---------	----	--------

Civic 5Dr

AV, 1.5L, 4cyl	34	31/40	\$1,450	8	T
AV-S7, 1.5L, 4cyl	32	30/36	\$1,950	7	P T
M-6, 1.5L, 4cyl	33	29/38	\$1,900	8	P T
M-6, 2.0L, 4cyl	25	22/28	\$2,500	5	P T

HYUNDAI

Elantra GT

AM-7, 1.6L, 4cyl	28	25/32	\$1,750	6	T
M-6, 1.6L, 4cyl	26	23/30	\$1,850	5	T
A-S6, 2.0L, 4cyl	27	25/32	\$1,800	6	

Ioniq

AM-6, 1.6L, 4cyl	55	55/54	\$900	10	HEV SS
------------------	----	-------	-------	----	--------

Ioniq Blue

▶ AM-6, 1.6L, 4cyl	58	57/59	\$850	10	HEV SS
--------------------	----	-------	-------	----	--------

Sonata

AM-7, 1.6L, 4cyl	31	28/37	\$1,550	7	T
A-S8, 2.0L, 4cyl	26	23/32	\$1,850	5	T
A-S6, 2.4L, 4cyl	28	25/33	\$1,750	6	

Sonata SE

A-S6, 2.4L, 4cyl	29	26/35	\$1,700	6	
------------------	----	-------	---------	---	--

JAGUAR

XJ

A-S8, 3.0L, 6cyl	21	18/27	\$2,950	4	P S SS
A-S8, 5.0L, 8cyl	18	15/23	\$3,450	3	P S SS

XJ AWD

A-S8, 3.0L, 6cyl	20	17/26	\$3,100	4	P S SS
------------------	----	-------	---------	---	--------

XJL

A-S8, 3.0L, 6cyl	21	18/27	\$2,950	4	P S SS
A-S8, 5.0L, 8cyl	18	15/23	\$3,450	3	P S SS

XJL AWD

A-S8, 3.0L, 6cyl	20	17/25	\$3,100	4	P S SS
------------------	----	-------	---------	---	--------

KIA

Cadenza

A-S8, 3.3L, 6cyl	23	20/27	\$2,100	5	
------------------	----	-------	---------	---	--

K900

A-S8, 3.3L, 6cyl	21	18/25	\$2,950	4	P T SS
------------------	----	-------	---------	---	--------

Optima

AM-7, 1.6L, 4cyl	31	27/37	\$1,550	7	T
A-S6, 2.0L, 4cyl	24	21/30	\$2,000	5	T
A-S6, 2.4L, 4cyl	27	24/33	\$1,800	6	

Optima FE

A-S6, 2.4L, 4cyl	29	25/35	\$1,700	6	
------------------	----	-------	---------	---	--

Manufacturer Model Configuration (trans, eng size, cyl)	MPG		Annual Fuel Cost	GHG Rating	Notes
	Comb	City/Hwy			

LINCOLN

Continental AWD

A-S6, 2.7L, 6cyl	20	17/25	\$2,450	4	T
A-S6, 3.0L, 6cyl	19	16/24	\$2,550	3	T
A-S6, 3.7L, 6cyl	19	16/24	\$2,550	3	

Continental FWD

A-S6, 2.7L, 6cyl	21	18/27	\$2,300	4	T
A-S6, 3.7L, 6cyl	20	17/26	\$2,450	4	

Continental Coach

A-S6, 3.0L, 6cyl	19	16/24	\$2,550	3	T
------------------	----	-------	---------	---	---

MASERATI

Quattroporte S

A-8, 3.0L, 6cyl	18	16/23	\$3,450	3	PR T SS
-----------------	----	-------	---------	---	---------

Quattroporte SQ4 V6

A-8, 3.0L, 6cyl	18	16/23	\$3,450	3	PR T SS
-----------------	----	-------	---------	---	---------

Quattroporte V8

A-8, 3.8L, 8cyl	17	15/22	\$3,650	3	PR T Tax SS
-----------------	----	-------	---------	---	-------------

MERCEDES-BENZ

AMG S63 4matic

A-9, 4.0L, 8cyl	20	17/26	\$3,100	4	PR T SS
-----------------	----	-------	---------	---	---------

AMG S65

A-7, 6.0L, 12cyl	16	13/22	\$3,900	2	PR T Tax SS
------------------	----	-------	---------	---	-------------

Maybach S560 4matic

A-9, 4.0L, 8cyl	19	16/25	\$3,300	3	PR T SS
-----------------	----	-------	---------	---	---------

Maybach S650

A-7, 6.0L, 12cyl	16	13/21	\$3,900	2	PR T Tax SS
------------------	----	-------	---------	---	-------------

S450

A-9, 3.0L, 6cyl	22	19/28	\$2,850	4	PR T SS
-----------------	----	-------	---------	---	---------

S450 4matic

A-9, 3.0L, 6cyl	22	18/28	\$2,850	4	PR T SS
-----------------	----	-------	---------	---	---------

S560

A-9, 4.0L, 8cyl	21	17/27	\$2,950	4	PR T SS
-----------------	----	-------	---------	---	---------

S560 4matic

A-9, 4.0L, 8cyl	21	17/27	\$2,950	4	PR T SS
-----------------	----	-------	---------	---	---------

S560e

A-9, 3.0L, 4cyl		See page 38.			PR T PHEV SS
-----------------	--	--------------	--	--	--------------

PORSCHE

Panamera

AM-S8, 3.0L, 6cyl	22	19/27	\$2,850	4	PR T SS
-------------------	----	-------	---------	---	---------

Panamera 4

AM-S8, 3.0L, 6cyl	22	19/26	\$2,850	4	PR T SS
-------------------	----	-------	---------	---	---------

Panamera 4 e-Hybrid

AM-S8, 2.9L, 6cyl		See page 38.			P T PHEV SS
-------------------	--	--------------	--	--	-------------

Panamera 4 e-Hybrid Executive

AM-S8, 2.9L, 6cyl		See page 38.			P T PHEV SS
-------------------	--	--------------	--	--	-------------

Panamera 4 e-Hybrid ST

AM-S8, 2.9L, 6cyl		See page 38.			P T PHEV SS
-------------------	--	--------------	--	--	-------------

Panamera 4 Executive

AM-S8, 3.0L, 6cyl	22	19/26	\$2,850	4	PR T SS
-------------------	----	-------	---------	---	---------

Panamera 4 ST

AM-S8, 3.0L, 6cyl	22	19/26	\$2,850	4	PR T SS
-------------------	----	-------	---------	---	---------

Manufacturer Model Configuration (trans, eng size, cyl)	MPG		Annual Fuel Cost	GHG Rating	Notes
	Comb	City/Hwy			
Panamera 4S					
AM-S8, 2.9L, 6cyl	21	18/26	\$2,950	4	PR T SS
Panamera 4S Executive					
AM-S8, 2.9L, 6cyl	21	18/26	\$2,950	4	PR T SS
Panamera 4S ST					
AM-S8, 2.9L, 6cyl	20	18/24	\$3,100	4	PR T SS
Panamera GTS					
AM-S8, 4.0L, 8cyl	19	16/23	\$3,300	3	PR T SS
Panamera GTS ST					
AM-S8, 4.0L, 8cyl	18	15/22	\$3,450	3	PR T SS
Panamera Turbo					
AM-S8, 4.0L, 8cyl	21	18/25	\$2,950	4	PR T SS
Panamera Turbo Executive					
AM-S8, 4.0L, 8cyl	21	18/25	\$2,950	4	PR T SS
Panamera Turbo S e-Hybrid					
AM-S8, 4.0L, 8cyl	See page 38.				P T PHEV SS
Panamera Turbo S e-Hybrid Executive					
AM-S8, 4.0L, 8cyl	See page 38.				P T PHEV SS
Panamera Turbo S e-Hybrid ST					
AM-S8, 4.0L, 8cyl	See page 38.				P T PHEV SS
Panamera Turbo ST					
AM-S8, 4.0L, 8cyl	20	18/23	\$3,100	4	PR T SS
ROLLS-ROYCE					
Ghost					
A-S8, 6.6L, 12cyl	14	12/18	\$4,450	1	P T Tax
Ghost EWB					
A-S8, 6.6L, 12cyl	14	12/18	\$4,450	1	P T Tax
Phantom					
A-S8, 6.7L, 12cyl	14	12/20	\$4,450	1	P T Tax
Phantom EWB					
A-S8, 6.7L, 12cyl	14	12/20	\$4,450	1	P T Tax
TESLA					
Model S 100D					
A-1	102	101/102	\$750	10	EV
Model S 75D					
A-1	103	102/105	\$750	10	EV
Model S Long Range					
A-1	111	115/107	\$700	10	EV
Model S P100D					
A-1	98	92/105	\$800	10	EV
Model S Performance (19in Wheels)					
A-1	104	104/104	\$750	10	EV
Model S Performance (21in Wheels)					
A-1	97	98/96	\$800	10	EV
Model S Standard Range					
A-1	109	113/105	\$700	10	EV
VOLKSWAGEN					
Arteon					
A-S8, 2.0L, 4cyl	25	22/31	\$2,500	5	P T SS
Arteon 4motion					
A-S8, 2.0L, 4cyl	23	20/27	\$2,700	5	P T SS

Manufacturer Model Configuration (trans, eng size, cyl)	MPG		Annual Fuel Cost	GHG Rating	Notes
	Comb	City/Hwy			
SMALL STATION WAGONS					
AUDI					
A4 allroad quattro					
AM-S7, 2.0L, 4cyl	25	22/29	\$2,500	5	P T SS
BMW					
330i xDrive Sports Wagon					
A-S8, 2.0L, 4cyl	27	23/33	\$2,300	6	P T SS
BUICK					
Regal TourX AWD					
A-S8, 2.0L, 4cyl	24	21/29	\$2,600	5	PR T SS
CHEVROLET					
Bolt EV					
A-1	119	128/110	\$650	10	EV
Sonic 5					
A-S6, 1.4L, 4cyl	29	26/34	\$1,700	6	T
M-6, 1.4L, 4cyl	29	26/35	\$1,700	6	T
FIAT					
500 L					
A-6, 1.4L, 4cyl	25	22/30	\$2,500	5	P T
HONDA					
Fit					
AV, 1.5L, 4cyl	36	33/40	\$1,350	8	
AV-S7, 1.5L, 4cyl	33	31/36	\$1,450	8	
M-6, 1.5L, 4cyl	31	29/36	\$1,550	7	
HR-V AWD					
AV, 1.8L, 4cyl	29	27/31	\$1,700	6	
AV-S7, 1.8L, 4cyl	28	26/31	\$1,750	6	
HR-V FWD					
AV, 1.8L, 4cyl	30	28/34	\$1,600	7	
AV-S7, 1.8L, 4cyl	30	28/34	\$1,600	7	
KIA					
Niro					
AM-6, 1.6L, 4cyl	49	51/46	\$1,000	10	HEV SS
Niro Electric					
A-1	112	123/102	\$700	10	EV
Niro FE					
AM-6, 1.6L, 4cyl	50	52/49	\$950	10	HEV SS
Niro Plug-in Hybrid					
AM-6, 1.6L, 4cyl	See page 38.				PHEV SS
Niro Touring					
AM-6, 1.6L, 4cyl	43	46/40	\$1,150	9	HEV SS
Soul					
A-S6, 1.6L, 4cyl	28	26/31	\$1,750	6	
AM-7, 1.6L, 4cyl	28	26/31	\$1,750	6	T
M-6, 1.6L, 4cyl	27	24/30	\$1,800	6	
A-S6, 2.0L, 4cyl	27	25/30	\$1,800	6	
Soul Electric					
A-1	108	124/93	\$700	10	EV

Manufacturer Model Configuration (trans, eng size, cyl)	MPG		Annual Fuel Cost	GHG Rating	Notes
	Comb	City/Hwy			

NISSAN

Rogue Sport

AV-S7, 2.0L, 4cyl	28	25/32	\$1,750	6	
-------------------	----	-------	---------	---	--

Rogue Sport AWD

AV-S7, 2.0L, 4cyl	27	24/30	\$1,800	6	
-------------------	----	-------	---------	---	--

SUBARU

Impreza 5-Door

AV-S7, 2.0L, 4cyl	31	28/36	\$1,550	7	
-------------------	----	-------	---------	---	--

M-5, 2.0L, 4cyl	26	24/31	\$1,850	5	
-----------------	----	-------	---------	---	--

Impreza Sport 5-Door

AV-S7, 2.0L, 4cyl	30	27/35	\$1,600	7	
-------------------	----	-------	---------	---	--

M-5, 2.0L, 4cyl	25	22/30	\$1,950	5	
-----------------	----	-------	---------	---	--

VOLKSWAGEN

Golf Alltrack

AM-S6, 1.8L, 4cyl	25	22/30	\$1,950	5	T
-------------------	----	-------	---------	---	---

M-6, 1.8L, 4cyl	24	21/30	\$2,000	5	T
-----------------	----	-------	---------	---	---

Golf SportWagen

A-S8, 1.4L, 4cyl	31	27/36	\$1,550	7	T SS
------------------	----	-------	---------	---	------

M-6, 1.4L, 4cyl	32	29/37	\$1,500	7	T
-----------------	----	-------	---------	---	---

Golf SportWagen 4motion

AM-S6, 1.8L, 4cyl	24	22/29	\$2,000	5	T
-------------------	----	-------	---------	---	---

M-6, 1.8L, 4cyl	25	22/31	\$1,950	5	T
-----------------	----	-------	---------	---	---

VOLVO

V60 AWD

A-S8, 2.0L, 4cyl	25	21/31	\$2,500	5	PR T S SS
------------------	----	-------	---------	---	-----------

V60 CC AWD

A-S8, 2.0L, 4cyl	25	22/31	\$2,500	5	PR T SS
------------------	----	-------	---------	---	---------

V60 FWD

A-S8, 2.0L, 4cyl	28	24/36	\$2,200	6	PR T SS
------------------	----	-------	---------	---	---------

MIDSIZE STATION WAGONS

JAGUAR

XF Sportbrake AWD

A-S8, 3.0L, 6cyl	21	18/25	\$2,950	4	P S SS
------------------	----	-------	---------	---	--------

MERCEDES-BENZ

AMG E63 S 4matic (wagon)

A-9, 4.0L, 8cyl	19	16/23	\$3,300	3	PR T SS
-----------------	----	-------	---------	---	---------

AMG GLA45 4matic

AM-7, 2.0L, 4cyl	25	22/28	\$2,500	5	PR T SS
------------------	----	-------	---------	---	---------

E450 4matic (station wagon)

A-9, 3.0L, 6cyl	22	19/26	\$2,850	4	PR T SS
-----------------	----	-------	---------	---	---------

NISSAN

Murano AWD

AV-S7, 3.5L, 6cyl	23	20/28	\$2,100	5	
-------------------	----	-------	---------	---	--

Murano FWD

AV-S7, 3.5L, 6cyl	23	20/28	\$2,100	5	
-------------------	----	-------	---------	---	--

ROLLS-ROYCE

Cullinan

A-S8, 6.7L, 12cyl	14	12/20	\$4,450	1	P T Tax
-------------------	----	-------	---------	---	---------

Manufacturer Model Configuration (trans, eng size, cyl)	MPG		Annual Fuel Cost	GHG Rating	Notes
	Comb	City/Hwy			

VOLVO

V90 AWD

A-S8, 2.0L, 4cyl	25	21/31	\$2,500	5	PR T S SS
------------------	----	-------	---------	---	-----------

V90 CC AWD

A-S8, 2.0L, 4cyl	25	22/31	\$2,500	5	PR T SS
------------------	----	-------	---------	---	---------

A-S8, 2.0L, 4cyl	24	20/30	\$2,600	5	PR T S SS
------------------	----	-------	---------	---	-----------

V90 FWD

A-S8, 2.0L, 4cyl	27	23/35	\$2,300	6	PR T SS
------------------	----	-------	---------	---	---------

SMALL PICKUP TRUCKS 2WD

CHEVROLET

Colorado 2WD

A-6, 2.5L, 4cyl	22	20/26	\$2,200	4	
-----------------	----	-------	---------	---	--

M-6, 2.5L, 4cyl	22	20/26	\$2,200	4	
-----------------	----	-------	---------	---	--

A-6, 2.8L, 4cyl	23	20/30	\$2,300	4	D T
-----------------	----	-------	---------	---	-----

A-8, 3.6L, 6cyl	20	18/25	\$2,450	4	SS
-----------------	----	-------	---------	---	----

GMC

Canyon 2WD

A-6, 2.5L, 4cyl	22	20/26	\$2,200	4	
-----------------	----	-------	---------	---	--

M-6, 2.5L, 4cyl	22	20/26	\$2,200	4	
-----------------	----	-------	---------	---	--

A-6, 2.8L, 4cyl	23	20/30	\$2,300	4	D T
-----------------	----	-------	---------	---	-----

A-8, 3.6L, 6cyl	20	18/25	\$2,450	4	SS
-----------------	----	-------	---------	---	----

HONDA

Ridgeline FWD

A-6, 3.5L, 6cyl	22	19/26	\$2,200	4	
-----------------	----	-------	---------	---	--

NISSAN

Frontier 2WD

A-5, 2.5L, 4cyl	19	17/22	\$2,550	3	
-----------------	----	-------	---------	---	--

M-5, 2.5L, 4cyl	21	19/23	\$2,300	4	
-----------------	----	-------	---------	---	--

A-5, 4.0L, 6cyl	19	16/23	\$2,550	3	
-----------------	----	-------	---------	---	--

M-6, 4.0L, 6cyl	19	16/22	\$2,550	3	
-----------------	----	-------	---------	---	--

Frontier 2WD FFV

A-5, 4.0L, 6cyl	18	16/22	\$2,700	3	Gas
-----------------	----	-------	---------	---	-----

	13	11/16	\$3,400	3	E85
--	----	-------	---------	---	-----

TOYOTA

Tacoma 2WD

A-S6, 2.7L, 4cyl	21	20/23	\$2,300	4	
------------------	----	-------	---------	---	--

A-S6, 3.5L, 6cyl	21	19/24	\$2,300	4	
------------------	----	-------	---------	---	--

SMALL PICKUP TRUCKS 4WD

CHEVROLET

Colorado 4WD

A-6, 2.5L, 4cyl	21	19/24	\$2,300	4	
-----------------	----	-------	---------	---	--

A-6, 2.8L, 4cyl	22	19/28	\$2,450	4	D T
-----------------	----	-------	---------	---	-----

A-8, 3.6L, 6cyl	19	17/24	\$2,550	3	SS
-----------------	----	-------	---------	---	----

Colorado ZR2 4WD

A-6, 2.8L, 4cyl	19	18/22	\$2,800	3	D T
-----------------	----	-------	---------	---	-----

A-8, 3.6L, 6cyl	17	16/18	\$2,850	3	SS
-----------------	----	-------	---------	---	----

Manufacturer Model Configuration (trans, eng size, cyl)	MPG		Annual Fuel Cost	GHG Rating	Notes
	Comb	City/Hwy			

GMC

Canyon 4WD

A-6, 2.5L, 4cyl	21	19/24	\$2,300	4	
A-6, 2.8L, 4cyl	22	19/28	\$2,450	4	D T
A-8, 3.6L, 6cyl	19	17/24	\$2,550	3	SS

NISSAN

Frontier 4WD

A-5, 4.0L, 6cyl	17	15/21	\$2,850	3	PT4
M-6, 4.0L, 6cyl	18	16/21	\$2,700	3	PT4

Frontier 4WD FFV

A-5, 4.0L, 6cyl	17	15/21	\$2,850	3	Gas
	12	11/14	\$3,700	3	E85

TOYOTA

Tacoma 4WD

A-S6, 2.7L, 4cyl	20	19/22	\$2,450	4	PT4
A-S6, 3.5L, 6cyl	20	18/22	\$2,450	4	PT4
M-6, 3.5L, 6cyl	18	17/21	\$2,700	3	PT4

Tacoma 4WD Double Cab Off-Road

M-6, 3.5L, 6cyl	18	17/20	\$2,700	3	PT4
-----------------	----	-------	---------	---	-----

Tacoma 4WD TRD PRO

A-S6, 3.5L, 6cyl	20	18/22	\$2,450	4	PT4
M-6, 3.5L, 6cyl	18	17/20	\$2,700	3	PT4

STANDARD PICKUP TRUCKS 2WD

CHEVROLET

Silverado C10 2WD

A-8, 2.7L, 4cyl	21	20/23	\$2,300	4	T SS
A-8, 2.7L, 4cyl	20	19/22	\$2,450	4	T 3-Mode SS
A-6, 4.3L, 6cyl	17	16/21	\$2,850	3	
A-6, 5.3L, 8cyl	17	15/21	\$2,850	3	
A-6, 5.3L, 8cyl	17	15/20	\$2,850	3	Gas
	13	11/15	\$3,400	3	E85
A-8, 5.3L, 8cyl	19	17/23	\$2,550	3	SS

Silverado C10 XFE 2WD

A-8, 5.3L, 8cyl	19	17/24	\$2,550	3	SS
-----------------	----	-------	---------	---	----

Silverado LD C15 2WD

A-6, 5.3L, 8cyl	17	15/22	\$2,850	3	
-----------------	----	-------	---------	---	--

FORD

F150 2.7L 2WD GVWR>6649 LBS

A-S10, 2.7L, 6cyl	21	19/25	\$2,300	4	T SS
-------------------	----	-------	---------	---	------

F150 2WD BASE PAYLOAD LT TIRE

A-S10, 2.7L, 6cyl	21	19/25	\$2,300	4	T SS
A-S10, 3.0L, 6cyl	24	22/28	\$2,200	4	D T SS
A-S10, 3.5L, 6cyl	19	17/22	\$2,550	3	T SS

F150 2WD FFV BASE PAYLOAD LT

A-S6, 3.3L, 6cyl	21	19/24	\$2,300	4	Gas
	16	14/19	\$2,800	4	E85
A-S10, 5.0L, 8cyl	18	16/21	\$2,700	3	Gas
	13	12/17	\$3,400	3	E85

F150 3.5L 2WD GVWR>7599 LBS

A-S10, 3.5L, 6cyl	19	17/21	\$2,550	3	T SS
-------------------	----	-------	---------	---	------

Manufacturer Model Configuration (trans, eng size, cyl)	MPG		Annual Fuel Cost	GHG Rating	Notes
	Comb	City/Hwy			

F150 5.0L 2WD FFV GVWR>7599 LBS

A-S10, 5.0L, 8cyl	17	15/20	\$2,850	3	Gas
	13	12/17	\$3,400	3	E85

F150 Pickup 2WD

A-S10, 2.7L, 6cyl	22	20/26	\$2,200	4	T SS
▶ A-S10, 3.0L, 6cyl	25	22/30	\$2,150	4	D T SS
A-S10, 3.5L, 6cyl	21	18/25	\$2,300	4	T SS

F150 Pickup 2WD FFV

A-S6, 3.3L, 6cyl	22	19/25	\$2,200	4	Gas
	16	14/19	\$2,800	4	E85
A-S10, 5.0L, 8cyl	19	17/23	\$2,550	3	Gas
	13	12/17	\$3,400	3	E85

F150 Pickup 2WD Limited

A-S10, 3.5L, 6cyl	19	17/22	\$2,550	3	T SS
-------------------	----	-------	---------	---	------

Ranger 2WD

A-S10, 2.3L, 4cyl	23	21/26	\$2,100	5	T SS
-------------------	----	-------	---------	---	------

GMC

Sierra C10 2WD

A-8, 2.7L, 4cyl	21	20/23	\$2,300	4	T SS
A-8, 2.7L, 4cyl	20	19/22	\$2,450	4	T 3-Mode SS
A-6, 4.3L, 6cyl	17	16/21	\$2,850	3	
A-6, 5.3L, 8cyl	17	15/21	\$2,850	3	
A-6, 5.3L, 8cyl	17	15/20	\$2,850	3	Gas
	13	11/15	\$3,400	3	E85
A-8, 5.3L, 8cyl	19	17/23	\$2,550	3	SS

Sierra C10 XFE 2WD

A-8, 5.3L, 8cyl	19	17/24	\$2,550	3	SS
-----------------	----	-------	---------	---	----

Sierra LTD C15 2WD

A-6, 5.3L, 8cyl	17	15/22	\$2,850	3	
-----------------	----	-------	---------	---	--

NISSAN

Titan 2WD

A-S7, 5.6L, 8cyl	18	15/21	\$2,700	3	
------------------	----	-------	---------	---	--

RAM

1500 2WD

A-8, 3.6L, 6cyl	22	20/25	\$2,200	4	HEV SS
A-8, 5.7L, 8cyl	19	17/23	\$3,000	3	Mid HEV SS
A-8, 5.7L, 8cyl	17	15/22	\$3,350	3	Mid

1500 Classic 2WD

A-8, 3.0L, 6cyl	23	20/27	\$2,300	4	D T
A-8, 3.6L, 6cyl	20	17/25	\$2,450	4	Gas
	14	12/17	\$3,150	4	E85
A-8, 5.7L, 8cyl	17	15/22	\$3,350	3	Mid

1500 HFE 2WD

A-8, 3.6L, 6cyl	23	20/26	\$2,100	5	HEV SS
-----------------	----	-------	---------	---	--------

ROUSH PERFORMANCE

F150 Pickup 2WD

A-S10, 5.0L, 8cyl	12	11/15	\$5,200	1	PR S
-------------------	----	-------	---------	---	------

TOYOTA

Tundra 2WD

A-S6, 4.6L, 8cyl	16	15/19	\$3,050	2	
A-S6, 5.7L, 8cyl	15	13/18	\$3,250	2	

Manufacturer Model Configuration (trans, eng size, cyl)	MPG		Annual Fuel Cost	GHG Rating	Notes
	Comb	City/Hwy			

STANDARD PICKUP TRUCKS 4WD

CHEVROLET

Silverado K10 4WD

A-8, 2.7L, 4cyl	20	19/22	\$2,450	4	T SS
A-8, 2.7L, 4cyl	19	18/21	\$2,550	3	T 3-Mode SS
A-6, 4.3L, 6cyl	17	15/20	\$2,850	3	
A-6, 5.3L, 8cyl	17	15/20	\$2,850	3	
A-6, 5.3L, 8cyl	16	15/19	\$3,050	2	Gas
A-6, 5.3L, 8cyl	12	11/14	\$3,700	3	E85
A-8, 5.3L, 8cyl	18	16/22	\$2,700	3	SS
A-10, 6.2L, 8cyl	17	16/20	\$3,650	3	PR SS

Silverado K10 4WD TrailBoss

A-6, 4.3L, 6cyl	16	14/18	\$3,050	2	
A-6, 5.3L, 8cyl	16	14/18	\$3,050	2	
A-8, 5.3L, 8cyl	17	15/20	\$2,850	3	SS

Silverado LD K15 4WD

A-6, 5.3L, 8cyl	17	15/21	\$2,850	3	
-----------------	----	-------	---------	---	--

FORD

F150 2.7L 4WD GVWR>6799 LBS

A-S10, 2.7L, 6cyl	20	18/23	\$2,450	4	T PT4 SS
-------------------	----	-------	---------	---	----------

F150 3.5L 4WD GVWR>7599 LBS

A-S10, 3.5L, 6cyl	18	16/21	\$2,700	3	T PT4 SS
-------------------	----	-------	---------	---	----------

F150 4WD BASE PAYLOAD LT TIRE

A-S10, 2.7L, 6cyl	20	18/23	\$2,450	4	T PT4 SS
A-S10, 3.0L, 6cyl	22	20/25	\$2,450	3	D T PT4 SS
A-S10, 3.5L, 6cyl	18	16/22	\$2,700	3	T PT4 SS

F150 4WD FFV BASE PAYLOAD LT

A-S6, 3.3L, 6cyl	19	17/22	\$2,550	3	Gas
A-S6, 3.3L, 6cyl	15	13/17	\$2,950	4	E85
A-S10, 5.0L, 8cyl	17	15/20	\$2,850	3	Gas
A-S10, 5.0L, 8cyl	13	12/15	\$3,400	3	E85

F150 5.0L 4WD FFV GVWR>7599 LBS

A-S10, 5.0L, 8cyl	16	14/19	\$3,050	2	Gas
A-S10, 5.0L, 8cyl	12	11/14	\$3,700	3	E85

F150 Pickup 4WD

A-S10, 2.7L, 6cyl	21	19/24	\$2,300	4	T PT4 SS
A-S10, 3.0L, 6cyl	22	20/25	\$2,450	3	D T PT4 SS
A-S10, 3.5L, 6cyl	19	17/23	\$2,550	3	T PT4 SS

F150 Pickup 4WD FFV

A-S6, 3.3L, 6cyl	20	18/23	\$2,450	4	Gas
A-S6, 3.3L, 6cyl	15	13/17	\$2,950	4	E85
A-S10, 5.0L, 8cyl	18	16/22	\$2,700	3	Gas
A-S10, 5.0L, 8cyl	13	12/15	\$3,400	3	E85

F150 Pickup 4WD Limited

A-S10, 3.5L, 6cyl	19	17/21	\$2,550	3	T PT4 SS
-------------------	----	-------	---------	---	----------

F150 Pickup 4WD XL/XLT

A-S10, 3.0L, 6cyl	24	21/28	\$2,200	4	D T PT4 SS
-------------------	----	-------	---------	---	------------

F150 RAPTOR 4WD

A-S10, 3.5L, 6cyl	16	15/18	\$3,050	2	T PT4 SS
-------------------	----	-------	---------	---	----------

Ranger 4WD

A-S10, 2.3L, 4cyl	22	20/24	\$2,200	4	T PT4 SS
-------------------	----	-------	---------	---	----------

Manufacturer Model Configuration (trans, eng size, cyl)	MPG		Annual Fuel Cost	GHG Rating	Notes
	Comb	City/Hwy			

GMC

Sierra K10 4WD

A-8, 2.7L, 4cyl	20	19/22	\$2,450	4	T SS
A-8, 2.7L, 4cyl	19	18/20	\$2,550	3	T 3-Mode SS
A-6, 4.3L, 6cyl	17	15/20	\$2,850	3	
A-6, 5.3L, 8cyl	17	15/20	\$2,850	3	
A-6, 5.3L, 8cyl	16	15/19	\$3,050	2	Gas
A-6, 5.3L, 8cyl	12	11/14	\$3,700	3	E85
A-8, 5.3L, 8cyl	17	15/21	\$2,850	3	SS
A-10, 6.2L, 8cyl	17	15/20	\$3,650	3	PR SS

Sierra K10 4WD AT4

A-8, 5.3L, 8cyl	17	15/20	\$2,850	3	SS
A-10, 6.2L, 8cyl	17	15/19	\$3,650	3	PR SS

Sierra LTD K15 4WD

A-6, 5.3L, 8cyl	17	15/21	\$2,850	3	
-----------------	----	-------	---------	---	--

HONDA

Ridgeline AWD

A-6, 3.5L, 6cyl	21	18/25	\$2,300	4	
-----------------	----	-------	---------	---	--

NISSAN

Titan 4WD

A-S7, 5.6L, 8cyl	18	15/21	\$2,700	3	PT4
------------------	----	-------	---------	---	-----

Titan 4WD PRO4X

A-S7, 5.6L, 8cyl	17	15/20	\$2,850	3	PT4
------------------	----	-------	---------	---	-----

RAM

1500 4WD

A-8, 3.6L, 6cyl	21	19/24	\$2,300	4	HEV SS
A-8, 5.7L, 8cyl	19	17/22	\$3,000	3	Mid HEV SS
A-8, 5.7L, 8cyl	17	15/21	\$3,350	3	Mid

1500 Classic 4WD

A-8, 3.0L, 6cyl	22	19/27	\$2,450	3	D T
A-8, 3.6L, 6cyl	19	16/23	\$2,550	3	Gas
A-8, 3.6L, 6cyl	13	11/16	\$3,400	3	E85
A-8, 5.7L, 8cyl	17	15/21	\$3,350	3	Mid

ROUSH PERFORMANCE

F150 Pickup 4WD

A-S10, 5.0L, 8cyl	12	11/15	\$5,200	1	PR S
-------------------	----	-------	---------	---	------

TOYOTA

Tundra 4WD

A-S6, 4.6L, 8cyl	16	14/18	\$3,050	2	PT4
A-S6, 5.7L, 8cyl	14	13/17	\$3,450	1	PT4

Tundra 4WD FFV

A-S6, 5.7L, 8cyl	15	13/17	\$3,250	2	Gas
A-S6, 5.7L, 8cyl	10	9/12	\$4,450	1	E85

VANS, PASSENGER TYPE

FORD

Transit T150 Wagon

A-S6, 3.5L, 6cyl	16	15/19	\$3,050	2	T
A-S6, 3.7L, 6cyl	15	14/18	\$3,250	2	

Manufacturer Model Configuration (trans, eng size, cyl)	MPG		Annual Fuel Cost	GHG Rating	Notes
	Comb	City/Hwy			

Transit T150 Wagon FFV

A-S6, 3.7L, 6cyl	15	14/18	\$3,250	2	Gas
	11	10/13	\$4,050	2	E85

SPECIAL PURPOSE VEHICLES 2WD

CADILLAC

XTS Hearse

A-S6, 3.6L, 6cyl	17	15/21	\$2,850	3	
------------------	----	-------	---------	---	--

XTS Limo

A-S6, 3.6L, 6cyl	17	15/21	\$2,850	3	Tax
------------------	----	-------	---------	---	-----

CHEVROLET

Colorado Cab Chassis 2WD

A-8, 3.6L, 6cyl	15	15/15	\$3,250	2	SS
-----------------	----	-------	---------	---	----

Silverado C10 Cab Chassis 2WD

A-6, 4.3L, 6cyl	17	15/19	\$2,850	3	
A-6, 5.3L, 8cyl	16	14/19	\$3,050	2	

FORD

Ranger 2WD Incomplete

A-S10, 2.3L, 4cyl	18	19/18	\$2,700	3	T SS
-------------------	----	-------	---------	---	------

Transit Connect USPS

A-S6, 2.5L, 4cyl	22	20/27	\$2,200	4	
------------------	----	-------	---------	---	--

Transit Connect Van 2WD

A-S8, 2.0L, 4cyl	25	24/27	\$1,950	5	SS
A-S6, 2.5L, 4cyl	22	20/27	\$2,200	4	

Transit Connect Van FFV

A-S8, 2.0L, 4cyl	25	24/27	\$1,950	5	Gas
	19	18/20	\$2,350	5	E85

Transit Connect Wagon LWB FFV

A-S8, 2.0L, 4cyl	26	24/29	\$1,850	5	Gas
	19	17/21	\$2,350	6	E85

Transit Connect Wagon LWB FWD

A-S8, 2.0L, 4cyl	26	24/29	\$1,850	5	SS
A-S6, 2.5L, 4cyl	22	20/26	\$2,200	4	

GMC

Canyon Cab Chassis 2WD

A-8, 3.6L, 6cyl	15	15/15	\$3,250	2	SS
-----------------	----	-------	---------	---	----

Sierra C10 Cab Chassis 2WD

A-6, 4.3L, 6cyl	17	15/19	\$2,850	3	
A-6, 5.3L, 8cyl	16	14/19	\$3,050	2	

MERCEDES-BENZ

Metris (Cargo Van)

A-7, 2.0L, 4cyl	22	21/24	\$2,850	4	PR T
-----------------	----	-------	---------	---	------

Metris (Cargo Van, LWB)

A-7, 2.0L, 4cyl	22	21/24	\$2,850	4	PR T
-----------------	----	-------	---------	---	------

Metris (Passenger Van)

A-7, 2.0L, 4cyl	21	19/23	\$2,950	4	PR T
-----------------	----	-------	---------	---	------

NISSAN

NV200 Cargo Van

AV, 2.0L, 4cyl	25	24/26	\$1,950	5	
----------------	----	-------	---------	---	--

NV200 NYC Taxi

AV, 2.0L, 4cyl	24	23/26	\$2,000	5	
----------------	----	-------	---------	---	--

Manufacturer Model Configuration (trans, eng size, cyl)	MPG		Annual Fuel Cost	GHG Rating	Notes
	Comb	City/Hwy			

RAM

Promaster City

A-9, 2.4L, 4cyl	24	21/28	\$2,000	5	
-----------------	----	-------	---------	---	--

SPECIAL PURPOSE VEHICLES 4WD

CHEVROLET

Silverado K10 Cab Chassis 4WD

A-6, 4.3L, 6cyl	15	14/17	\$3,250	2	
A-6, 5.3L, 8cyl	15	14/17	\$3,250	2	

GMC

Sierra K10 Cab Chassis 4WD

A-6, 4.3L, 6cyl	15	14/17	\$3,250	2	
A-6, 5.3L, 8cyl	15	14/17	\$3,250	2	

LINCOLN

MKT Hearse AWD

A-6, 3.5L, 6cyl	16	14/19	\$3,050	2	T
-----------------	----	-------	---------	---	---

MKT Limo AWD

A-6, 3.5L, 6cyl	15	14/19	\$3,250	2	T
-----------------	----	-------	---------	---	---

MKT Livery AWD

A-6, 3.7L, 6cyl	18	16/23	\$2,700	3	
-----------------	----	-------	---------	---	--

MINIVANS 2WD

CHRYSLER

Pacifica

▶ A-9, 3.6L, 6cyl	22	19/28	\$2,200	4	SS
▶ A-9, 3.6L, 6cyl	22	18/28	\$2,200	4	

Pacifica Hybrid

▶ AV, 3.6L, 6cyl		See page 38.			PHEV SS
------------------	--	--------------	--	--	---------

DODGE

Grand Caravan

A-6, 3.6L, 6cyl	20	17/25	\$2,450	4	
A-6, 3.6L, 6cyl	20	17/25	\$2,450	4	Gas
	14	12/18	\$3,150	4	E85

HONDA

Odyssey

▶ A-S10, 3.5L, 6cyl	22	19/28	\$2,200	4	SS
▶ A-S9, 3.5L, 6cyl	22	19/28	\$2,200	4	

KIA

Sedona

A-S8, 3.3L, 6cyl	21	18/24	\$2,300	4	
------------------	----	-------	---------	---	--

TOYOTA

Sienna 2WD

▶ A-S8, 3.5L, 6cyl	22	19/27	\$2,200	4	
--------------------	----	-------	---------	---	--

MINIVANS 4WD

TOYOTA

Sienna AWD

A-S8, 3.5L, 6cyl	20	18/24	\$2,450	4	
------------------	----	-------	---------	---	--

Manufacturer Model Configuration (trans, eng size, cyl)	MPG		Annual Fuel Cost	GHG Rating	Notes
	Comb	City/Hwy			

SMALL SPORT UTILITY VEHICLES 2WD

ACURA

MDX FWD

A-S9, 3.5L, 6cyl	23	20/27	\$2,700	5	P
------------------	----	-------	---------	---	---

RDX FWD

A-S10, 2.0L, 4cyl	24	22/28	\$2,600	5	P T SS
-------------------	----	-------	---------	---	--------

RDX FWD A-SPEC

A-S10, 2.0L, 4cyl	24	22/27	\$2,600	5	P T SS
-------------------	----	-------	---------	---	--------

ALFA ROMEO

Stelvio

A-8, 2.0L, 4cyl	25	22/29	\$2,500	5	P T SS
-----------------	----	-------	---------	---	--------

BUICK

Encore

A-S6, 1.4L, 4cyl	28	26/31	\$1,750	6	T SS
------------------	----	-------	---------	---	------

A-S6, 1.4L, 4cyl	27	25/30	\$1,800	6	T
------------------	----	-------	---------	---	---

Envision FWD

A-6, 2.5L, 4cyl	25	22/29	\$1,950	5	SS
-----------------	----	-------	---------	---	----

CADILLAC

XT4 FWD

A-S9, 2.0L, 4cyl	26	24/30	\$2,400	5	PR T SS
------------------	----	-------	---------	---	---------

XT5

A-S8, 3.6L, 6cyl	22	19/26	\$2,200	4	SS
------------------	----	-------	---------	---	----

CHEVROLET

Blazer FWD

A-9, 2.5L, 4cyl	24	22/27	\$2,000	5	SS
-----------------	----	-------	---------	---	----

A-9, 3.6L, 6cyl	22	20/26	\$2,200	4	SS
-----------------	----	-------	---------	---	----

Equinox FWD

A-6, 1.5L, 4cyl	28	26/32	\$1,750	6	T SS
-----------------	----	-------	---------	---	------

A-6, 1.6L, 4cyl	32	28/39	\$1,650	6	D T SS
-----------------	----	-------	---------	---	--------

A-9, 2.0L, 4cyl	25	22/29	\$2,500	5	PR T SS
-----------------	----	-------	---------	---	---------

Trax

A-S6, 1.4L, 4cyl	28	26/31	\$1,750	6	T
------------------	----	-------	---------	---	---

DODGE

Journey

A-4, 2.4L, 4cyl	21	19/25	\$2,300	4	
-----------------	----	-------	---------	---	--

A-6, 3.6L, 6cyl	19	17/25	\$2,550	3	Gas
-----------------	----	-------	---------	---	-----

	14	12/18	\$3,150	4	E85
--	----	-------	---------	---	-----

FORD

EcoSport FWD

A-S6, 1.0L, 3cyl	28	27/29	\$1,750	6	T SS
------------------	----	-------	---------	---	------

Edge FWD

A-S8, 2.0L, 4cyl	25	22/29	\$1,950	5	T SS
------------------	----	-------	---------	---	------

Escape FWD

A-S6, 1.5L, 4cyl	26	23/30	\$1,850	5	T SS
------------------	----	-------	---------	---	------

A-S6, 2.0L, 4cyl	25	22/29	\$1,950	5	T SS
------------------	----	-------	---------	---	------

A-S6, 2.5L, 4cyl	24	21/29	\$2,000	5	
------------------	----	-------	---------	---	--

Escape FWD FFV

A-S6, 2.5L, 4cyl	24	21/29	\$2,000	5	Gas
------------------	----	-------	---------	---	-----

	18	15/22	\$2,450	5	E85
--	----	-------	---------	---	-----

Manufacturer Model Configuration (trans, eng size, cyl)	MPG		Annual Fuel Cost	GHG Rating	Notes
	Comb	City/Hwy			

GMC

Terrain FWD

A-9, 1.5L, 4cyl	28	26/30	\$1,750	6	T SS
-----------------	----	-------	---------	---	------

A-6, 1.6L, 4cyl	32	28/39	\$1,650	6	D T SS
-----------------	----	-------	---------	---	--------

A-9, 2.0L, 4cyl	24	22/28	\$2,600	5	PR T SS
-----------------	----	-------	---------	---	---------

HONDA

CR-V FWD

AV, 1.5L, 4cyl	30	28/34	\$1,600	7	T
----------------	----	-------	---------	---	---

AV, 2.4L, 4cyl	28	26/32	\$1,750	6	
----------------	----	-------	---------	---	--

Passport FWD

A-S9, 3.5L, 6cyl	22	20/25	\$2,200	4	
------------------	----	-------	---------	---	--

Pilot FWD

A-6, 3.5L, 6cyl	22	19/27	\$2,200	4	
-----------------	----	-------	---------	---	--

A-S9, 3.5L, 6cyl	23	20/27	\$2,100	5	
------------------	----	-------	---------	---	--

HYUNDAI

Kona Electric

A-1	120	132/108	\$650	10	EV
-----	-----	---------	-------	----	----

Kona FWD

AM-7, 1.6L, 4cyl	30	28/32	\$1,600	7	T
------------------	----	-------	---------	---	---

A-S6, 2.0L, 4cyl	30	27/33	\$1,600	7	
------------------	----	-------	---------	---	--

Nexo

A-1	57	59/54	NA	10	H FCV
-----	----	-------	----	----	-------

Nexo Blue

A-1	61	65/58	NA	10	H FCV
-----	----	-------	----	----	-------

Santa Fe FWD

A-S8, 2.0L, 4cyl	22	20/25	\$2,200	4	T SS
------------------	----	-------	---------	---	------

A-S8, 2.4L, 4cyl	25	22/29	\$1,950	5	SS
------------------	----	-------	---------	---	----

Santa Fe XL FWD

A-S6, 3.3L, 6cyl	21	18/25	\$2,300	4	
------------------	----	-------	---------	---	--

Santa Fe XL Ultimate FWD

A-S6, 3.3L, 6cyl	20	18/23	\$2,450	4	
------------------	----	-------	---------	---	--

Tucson FWD

A-S6, 2.0L, 4cyl	26	23/30	\$1,850	5	
------------------	----	-------	---------	---	--

A-S6, 2.4L, 4cyl	25	22/28	\$1,950	5	
------------------	----	-------	---------	---	--

INFINITI

QX50

AV-S8, 2.0L, 4cyl	27	24/31	\$2,300	6	PR T
-------------------	----	-------	---------	---	------

QX60 FWD

AV-S7, 3.5L, 6cyl	22	20/27	\$2,850	4	P
-------------------	----	-------	---------	---	---

JEEP

Cherokee FWD

A-9, 2.0L, 4cyl	26	23/31	\$1,850	5	T SS
-----------------	----	-------	---------	---	------

A-9, 2.4L, 4cyl	25	22/31	\$1,950	5	SS
-----------------	----	-------	---------	---	----

A-9, 3.2L, 6cyl	23	20/29	\$2,100	5	SS
-----------------	----	-------	---------	---	----

Compass FWD

A-6, 2.4L, 4cyl	25	22/31	\$1,950	5	SS
-----------------	----	-------	---------	---	----

M-6, 2.4L, 4cyl	26	23/32	\$1,850	5	
-----------------	----	-------	---------	---	--

Renegade 2WD

A-9, 1.3L, 4cyl	27	24/32	\$1,800	6	T SS
-----------------	----	-------	---------	---	------

A-9, 2.4L, 4cyl	25	22/30	\$1,950	5	
-----------------	----	-------	---------	---	--

Manufacturer Model Configuration (trans, eng size, cyl)	MPG		Annual Fuel Cost	GHG Rating	Notes
	Comb	City/Hwy			

KIA

Sorento FWD

A-S6, 2.4L, 4cyl	25	22/29	\$1,950	5	
A-S8, 3.3L, 6cyl	22	19/26	\$2,200	4	

Sportage FE FWD

A-S6, 2.4L, 4cyl	25	23/30	\$1,950	5	
------------------	----	-------	---------	---	--

Sportage FWD

A-S6, 2.0L, 4cyl	23	21/26	\$2,100	5	T
A-S6, 2.4L, 4cyl	25	22/29	\$1,950	5	

LEXUS

NX 300

A-S6, 2.0L, 4cyl	25	22/28	\$2,500	5	PR T
------------------	----	-------	---------	---	------

RX 350

A-S8, 3.5L, 6cyl	23	20/27	\$2,100	5	
------------------	----	-------	---------	---	--

RX 350 L

A-S8, 3.5L, 6cyl	22	19/26	\$2,200	4	
------------------	----	-------	---------	---	--

LINCOLN

MKC FWD

A-S6, 2.0L, 4cyl	23	20/27	\$2,100	5	T SS
------------------	----	-------	---------	---	------

Nautilus FWD

A-S8, 2.0L, 4cyl	23	21/26	\$2,100	5	T SS
A-S8, 2.7L, 6cyl	22	20/27	\$2,200	4	T SS

MAZDA

CX-5 2WD

A-S6, 2.2L, 4cyl	29	28/31	\$1,850	5	D T
A-S6, 2.5L, 4cyl	28	25/31	\$1,750	6	
A-S6, 2.5L, 4cyl	25	23/28	\$1,950	5	T

CX-9 2WD

A-S6, 2.5L, 4cyl	24	22/28	\$2,000	5	T
------------------	----	-------	---------	---	---

MERCEDES-BENZ

GLA250

AM-7, 2.0L, 4cyl	27	24/33	\$2,300	6	PR T SS
------------------	----	-------	---------	---	---------

GLC300

A-9, 2.0L, 4cyl	24	22/27	\$2,600	5	PR T SS
-----------------	----	-------	---------	---	---------

MITSUBISHI

Eclipse Cross 2WD

AV-S8, 1.5L, 4cyl	26	25/28	\$1,850	5	T
-------------------	----	-------	---------	---	---

Eclipse Cross ES 2WD

AV-S8, 1.5L, 4cyl	27	26/29	\$1,800	6	T
-------------------	----	-------	---------	---	---

Outlander 2WD

AV-S6, 2.4L, 4cyl	27	25/30	\$1,800	6	
-------------------	----	-------	---------	---	--

Outlander Sport 2WD

AV-S6, 2.0L, 4cyl	27	24/30	\$1,800	6	
M-5, 2.0L, 4cyl	25	23/29	\$1,950	5	
AV-S6, 2.4L, 4cyl	25	23/29	\$1,950	5	

NISSAN

Pathfinder 2WD

AV, 3.5L, 6cyl	23	20/27	\$2,100	5	
----------------	----	-------	---------	---	--

Manufacturer Model Configuration (trans, eng size, cyl)	MPG		Annual Fuel Cost	GHG Rating	Notes
	Comb	City/Hwy			

Rogue FWD

AV, 2.5L, 4cyl	29	26/33	\$1,700	6	
----------------	----	-------	---------	---	--

Rogue Hybrid FWD

AV-S7, 2.0L, 4cyl	34	33/35	\$1,450	8	HEV SS
-------------------	----	-------	---------	---	--------

TOYOTA

Highlander

A-S6, 2.7L, 4cyl	22	20/24	\$2,200	4	
A-S8, 3.5L, 6cyl	23	20/27	\$2,100	5	

Highlander LE/XLE/SE/LTD

A-S8, 3.5L, 6cyl	23	21/27	\$2,100	5	SS
------------------	----	-------	---------	---	----

RAV4

A-S8, 2.5L, 4cyl	30	26/35	\$1,600	7	
------------------	----	-------	---------	---	--

VOLKSWAGEN

Atlas

A-S8, 2.0L, 4cyl	22	20/26	\$2,200	4	T SS
A-S8, 3.6L, 6cyl	19	17/24	\$2,550	3	SS

Tiguan

A-S8, 2.0L, 4cyl	25	22/29	\$1,950	5	T SS
------------------	----	-------	---------	---	------

VOLVO

XC40 FWD

A-S8, 2.0L, 4cyl	27	23/33	\$1,800	6	T SS
------------------	----	-------	---------	---	------

XC60 FWD

A-S8, 2.0L, 4cyl	24	22/29	\$2,600	5	PR T SS
------------------	----	-------	---------	---	---------

SMALL SPORT UTILITY VEHICLES 4WD

ACURA

MDX AWD

A-S9, 3.5L, 6cyl	22	19/26	\$2,850	4	P
------------------	----	-------	---------	---	---

MDX AWD A-SPEC

A-S9, 3.5L, 6cyl	21	19/25	\$2,950	4	P
------------------	----	-------	---------	---	---

MDX Hybrid AWD

AM-S7, 3.0L, 6cyl	27	26/27	\$2,300	6	P HEV SS
-------------------	----	-------	---------	---	----------

RDX AWD

A-S10, 2.0L, 4cyl	23	21/27	\$2,700	5	P T SS
-------------------	----	-------	---------	---	--------

RDX AWD A-SPEC

A-S10, 2.0L, 4cyl	23	21/26	\$2,700	5	P T SS
-------------------	----	-------	---------	---	--------

ALFA ROMEO

Stelvio AWD

A-8, 2.0L, 4cyl	24	22/28	\$2,600	5	P T SS
A-8, 2.9L, 6cyl	19	17/23	\$3,300	3	P T SS

AUDI

Q5

A-S7, 2.0L, 4cyl	24	22/27	\$2,600	5	P T SS
------------------	----	-------	---------	---	--------

SQ5

A-S8, 3.0L, 6cyl	21	19/24	\$2,950	4	P T SS
------------------	----	-------	---------	---	--------

BMW

X3 M40i

A-S8, 3.0L, 6cyl	23	20/27	\$2,700	5	P T SS
------------------	----	-------	---------	---	--------

Manufacturer Model Configuration (trans, eng size, cyl)	MPG		Annual Fuel Cost	GHG Rating	Notes
	Comb	City/Hwy			
X3 sDrive30i					
A-S8, 2.0L, 4cyl	26	23/30	\$2,400	5	P T SS
X3 xDrive30i					
A-S8, 2.0L, 4cyl	25	22/29	\$2,500	5	P T SS
X4 M40i					
A-S8, 3.0L, 6cyl	23	20/27	\$2,700	5	P T SS
X4 xDrive30i					
A-S8, 2.0L, 4cyl	25	22/29	\$2,500	5	P T SS

BUICK

Encore AWD

A-S6, 1.4L, 4cyl	27	25/30	\$1,800	6	T SS
A-S6, 1.4L, 4cyl	26	24/29	\$1,850	5	T

Envision AWD

A-9, 2.0L, 4cyl	22	20/25	\$2,850	4	PR T SS
A-6, 2.5L, 4cyl	24	21/27	\$2,000	5	

CADILLAC

XT4 AWD

A-S9, 2.0L, 4cyl	24	22/29	\$2,600	5	PR T SS
------------------	----	-------	---------	---	---------

XT5 AWD

A-S8, 3.6L, 6cyl	21	18/25	\$2,300	4	SS
------------------	----	-------	---------	---	----

CHEVROLET

Blazer AWD

A-9, 3.6L, 6cyl	21	18/25	\$2,300	4	SS
-----------------	----	-------	---------	---	----

Equinox AWD

A-6, 1.5L, 4cyl	27	25/30	\$1,800	6	T SS
A-6, 1.6L, 4cyl	32	28/38	\$1,650	6	D T SS
A-9, 2.0L, 4cyl	24	22/28	\$2,600	5	PR T SS

Trax AWD

A-S6, 1.4L, 4cyl	26	24/29	\$1,850	5	T
------------------	----	-------	---------	---	---

DODGE

Journey AWD

A-6, 3.6L, 6cyl	19	16/24	\$2,550	3	
-----------------	----	-------	---------	---	--

FIAT

500X AWD

A-9, 1.3L, 4cyl	26	24/30	\$1,850	5	T SS
-----------------	----	-------	---------	---	------

FORD

EcoSport AWD

A-S6, 2.0L, 4cyl	25	23/29	\$1,950	5	SS
------------------	----	-------	---------	---	----

Edge AWD

A-S8, 2.0L, 4cyl	23	21/28	\$2,100	5	T SS
A-S8, 2.7L, 6cyl	21	19/26	\$2,300	4	T SS

Escape AWD

A-S6, 1.5L, 4cyl	24	22/28	\$2,000	5	T SS
A-S6, 2.0L, 4cyl	23	21/27	\$2,100	5	T SS

GMC

Terrain AWD

A-9, 1.5L, 4cyl	26	24/28	\$1,850	5	T SS
A-6, 1.6L, 4cyl	32	28/38	\$1,650	6	D T SS
A-9, 2.0L, 4cyl	23	21/26	\$2,700	5	PR T SS

Manufacturer Model Configuration (trans, eng size, cyl)	MPG		Annual Fuel Cost	GHG Rating	Notes
	Comb	City/Hwy			

HONDA

CR-V AWD

AV, 1.5L, 4cyl	29	27/33	\$1,700	6	T
AV, 2.4L, 4cyl	27	25/31	\$1,800	6	

Passport AWD

A-S9, 3.5L, 6cyl	21	19/24	\$2,300	4	
------------------	----	-------	---------	---	--

Pilot AWD

A-6, 3.5L, 6cyl	21	18/26	\$2,300	4	
A-S9, 3.5L, 6cyl	22	19/26	\$2,200	4	

HYUNDAI

Kona AWD

AM-7, 1.6L, 4cyl	27	26/29	\$1,800	6	T
A-S6, 2.0L, 4cyl	27	25/30	\$1,800	6	

Santa Fe AWD

A-S8, 2.0L, 4cyl	21	19/24	\$2,300	4	T SS
A-S8, 2.4L, 4cyl	23	21/27	\$2,100	5	SS

Santa Fe XL AWD

A-S6, 3.3L, 6cyl	20	18/24	\$2,450	4	
------------------	----	-------	---------	---	--

Santa Fe XL Ultimate AWD

A-S6, 3.3L, 6cyl	19	17/22	\$2,550	3	
------------------	----	-------	---------	---	--

Tucson AWD

A-S6, 2.0L, 4cyl	23	22/25	\$2,100	5	
A-S6, 2.4L, 4cyl	23	21/26	\$2,100	5	

INFINITI

QX50 AWD

AV-S8, 2.0L, 4cyl	26	24/30	\$2,400	5	PR T
-------------------	----	-------	---------	---	------

QX60 AWD

AV-S7, 3.5L, 6cyl	22	19/26	\$2,850	4	P
-------------------	----	-------	---------	---	---

JAGUAR

E-Pace P250

A-S9, 2.0L, 4cyl	24	21/28	\$2,600	5	P T SS
------------------	----	-------	---------	---	--------

E-Pace P300

A-S9, 2.0L, 4cyl	23	21/27	\$2,700	5	P T SS
------------------	----	-------	---------	---	--------

F-Pace

A-S8, 2.0L, 4cyl	29	26/33	\$1,850	5	D T SS
A-S8, 2.0L, 4cyl	24	22/27	\$2,600	5	P T SS
A-S8, 3.0L, 6cyl	20	18/23	\$3,100	4	P S SS
A-S8, 5.0L, 8cyl	18	16/21	\$3,450	3	P S SS

I-Pace

A-1	76	80/72	\$1,000	10	EV
-----	----	-------	---------	----	----

JEEP

Cherokee 4WD

A-9, 2.0L, 4cyl	24	21/29	\$2,000	5	T SS
A-9, 2.4L, 4cyl	24	21/29	\$2,000	5	SS
A-9, 3.2L, 6cyl	22	19/27	\$2,200	4	SS

Cherokee 4WD Active Drive II

A-9, 2.0L, 4cyl	23	20/27	\$2,100	5	T SS
A-9, 3.2L, 6cyl	21	18/26	\$2,300	4	SS

Cherokee Trailhawk 4WD

A-9, 2.0L, 4cyl	22	20/26	\$2,200	4	T SS
A-9, 3.2L, 6cyl	21	18/24	\$2,300	4	SS

Manufacturer Model Configuration (trans, eng size, cyl)	MPG		Annual Fuel Cost	GHG Rating	Notes
	Comb	City/Hwy			

Compass 4WD

A-9, 2.4L, 4cyl	25	22/30	\$1,950	5	SS
M-6, 2.4L, 4cyl	25	22/31	\$1,950	5	

Renegade 4WD

A-9, 1.3L, 4cyl	26	23/29	\$1,850	5	T SS
A-9, 2.4L, 4cyl	24	21/29	\$2,000	5	

Renegade Trailhawk 4WD

A-9, 1.3L, 4cyl	24	22/27	\$2,000	5	T SS
-----------------	----	-------	---------	---	------

Wrangler 4WD

A-8, 2.0L, 4cyl	24	23/25	\$2,000	5	T HEV SS
A-8, 3.6L, 6cyl	20	18/23	\$2,450	4	SS
M-6, 3.6L, 6cyl	20	17/25	\$2,450	4	SS

Wrangler Unlimited 4WD

A-8, 2.0L, 4cyl	22	22/24	\$2,200	4	T HEV SS
A-8, 3.6L, 6cyl	20	18/23	\$2,450	4	SS
M-6, 3.6L, 6cyl	19	17/23	\$2,550	3	SS

KIA

Sorento AWD

A-S6, 2.4L, 4cyl	23	21/26	\$2,100	5	
A-S8, 3.3L, 6cyl	21	19/24	\$2,300	4	

Sportage AWD

A-S6, 2.0L, 4cyl	21	20/23	\$2,300	4	T
A-S6, 2.4L, 4cyl	23	21/25	\$2,100	5	

Sportage FE AWD

A-S6, 2.4L, 4cyl	22	21/25	\$2,200	4	
------------------	----	-------	---------	---	--

LAND ROVER

Discovery Sport

A-S9, 2.0L, 4cyl	22	21/25	\$2,850	4	P T SS
------------------	----	-------	---------	---	--------

Discovery Sport Si4

A-S9, 2.0L, 4cyl	22	20/25	\$2,850	4	P T SS
------------------	----	-------	---------	---	--------

Range Rover Evoque 237HP

A-S9, 2.0L, 4cyl	25	22/29	\$2,500	5	P T SS
------------------	----	-------	---------	---	--------

Range Rover Evoque 286HP

A-S9, 2.0L, 4cyl	24	21/29	\$2,600	5	P T SS
------------------	----	-------	---------	---	--------

Range Rover Evoque Cabriolet

A-S9, 2.0L, 4cyl	24	21/29	\$2,600	5	P T SS
------------------	----	-------	---------	---	--------

Range Rover Velar

A-S8, 2.0L, 4cyl	28	26/30	\$1,900	5	D T SS
A-S8, 2.0L, 4cyl	23	21/27	\$2,700	5	P T SS
A-S8, 3.0L, 6cyl	20	18/24	\$3,100	4	P S SS

LEXUS

NX 300 AWD

A-S6, 2.0L, 4cyl	24	22/28	\$2,600	5	PR T
------------------	----	-------	---------	---	------

NX 300 AWD F Sport

A-S6, 2.0L, 4cyl	24	22/27	\$2,600	5	PR T
------------------	----	-------	---------	---	------

NX 300h AWD

AV-S6, 2.5L, 4cyl	31	33/30	\$1,550	7	HEV SS
-------------------	----	-------	---------	---	--------

RX 350 AWD

A-S8, 3.5L, 6cyl	22	19/26	\$2,200	4	
------------------	----	-------	---------	---	--

RX 350 L AWD

A-S8, 3.5L, 6cyl	21	18/25	\$2,300	4	
------------------	----	-------	---------	---	--

Manufacturer Model Configuration (trans, eng size, cyl)	MPG		Annual Fuel Cost	GHG Rating	Notes
	Comb	City/Hwy			

LINCOLN

MKC AWD

A-S6, 2.0L, 4cyl	21	19/25	\$2,300	4	T
A-S6, 2.0L, 4cyl	22	19/25	\$2,200	4	T SS
A-S6, 2.3L, 4cyl	20	18/25	\$2,450	4	T

Nautilus AWD

A-S8, 2.0L, 4cyl	22	20/25	\$2,200	4	T SS
A-S8, 2.7L, 6cyl	21	19/26	\$2,300	4	T SS

MAZDA

CX-5 4WD

A-S6, 2.2L, 4cyl	28	27/30	\$1,900	5	D T
A-S6, 2.5L, 4cyl	26	24/30	\$1,850	5	
A-S6, 2.5L, 4cyl	24	22/27	\$2,000	5	T

CX-9 4WD

A-S6, 2.5L, 4cyl	23	20/26	\$2,100	5	T
------------------	----	-------	---------	---	---

MERCEDES-BENZ

AMG GLC43 4matic

A-9, 3.0L, 6cyl	21	19/25	\$2,950	4	PR T SS
-----------------	----	-------	---------	---	---------

AMG GLC43 4matic Coupe

A-9, 3.0L, 6cyl	21	19/24	\$2,950	4	PR T SS
-----------------	----	-------	---------	---	---------

AMG GLC63 4matic

A-9, 4.0L, 8cyl	18	16/22	\$3,450	3	PR T SS
-----------------	----	-------	---------	---	---------

AMG GLC63 4matic Coupe

A-9, 4.0L, 8cyl	18	16/22	\$3,450	3	PR T SS
-----------------	----	-------	---------	---	---------

AMG GLC63 S 4matic Coupe

A-9, 4.0L, 8cyl	18	16/22	\$3,450	3	PR T SS
-----------------	----	-------	---------	---	---------

GLA250 4matic

AM-7, 2.0L, 4cyl	26	23/31	\$2,400	5	PR T PT4 SS
AM-7, 2.0L, 4cyl	26	23/31	\$2,400	5	Gas
	19	17/23	\$2,350	5	E85

GLC300 4matic

A-9, 2.0L, 4cyl	24	22/27	\$2,600	5	PR T SS
-----------------	----	-------	---------	---	---------

GLC300 4matic Coupe

A-9, 2.0L, 4cyl	23	21/27	\$2,700	5	PR T SS
-----------------	----	-------	---------	---	---------

GLC350e 4matic

A-7, 2.0L, 4cyl		See page 38.			PR T PHEV SS
-----------------	--	--------------	--	--	--------------

MITSUBISHI

Eclipse Cross 4WD

AV-S8, 1.5L, 4cyl	25	25/26	\$1,950	5	T
-------------------	----	-------	---------	---	---

Eclipse Cross ES 4WD

AV-S8, 1.5L, 4cyl	26	25/28	\$1,850	5	T
-------------------	----	-------	---------	---	---

Outlander 4WD

AV-S6, 2.4L, 4cyl	26	24/29	\$1,850	5	
A-S6, 3.0L, 6cyl	22	20/27	\$2,850	4	P

Outlander PHEV

A-1, 2.0L, 4cyl		See page 38.			PHEV SS
-----------------	--	--------------	--	--	---------

Outlander Sport 4WD

AV-S6, 2.0L, 4cyl	26	23/29	\$1,850	5	
AV-S6, 2.4L, 4cyl	25	23/28	\$1,950	5	

Manufacturer Model Configuration (trans, eng size, cyl)	MPG		Annual Fuel Cost	GHG Rating	Notes
	Comb	City/Hwy			

NISSAN

Pathfinder 4WD

AV, 3.5L, 6cyl	22	19/26	\$2,200	4	
----------------	----	-------	---------	---	--

Pathfinder 4WD Platinum

AV, 3.5L, 6cyl	21	19/26	\$2,300	4	
----------------	----	-------	---------	---	--

Rogue AWD

AV, 2.5L, 4cyl	27	25/32	\$1,800	6	
----------------	----	-------	---------	---	--

Rogue Hybrid AWD

AV-S7, 2.0L, 4cyl	33	31/34	\$1,450	8	HEV SS
-------------------	----	-------	---------	---	--------

PORSCHE

Macan

AM-S7, 2.0L, 4cyl	21	19/23	\$2,950	4	P T SS
-------------------	----	-------	---------	---	--------

Macan S

AM-S7, 3.0L, 6cyl	20	18/23	\$3,100	4	PR T SS
-------------------	----	-------	---------	---	---------

SUBARU

Crosstrek AWD

AV-S7, 2.0L, 4cyl	29	27/33	\$1,700	6	
M-6, 2.0L, 4cyl	25	23/29	\$1,950	5	

Crosstrek Hybrid AWD

AV, 2.0L, 4cyl	See page 38.				PHEV SS
----------------	--------------	--	--	--	---------

Forester AWD

AV-S7, 2.5L, 4cyl	29	26/33	\$1,700	6	SS
-------------------	----	-------	---------	---	----

Outback AWD

AV-S7, 2.5L, 4cyl	28	25/32	\$1,750	6	
AV-S6, 3.6L, 6cyl	22	20/27	\$2,200	4	

TOYOTA

RAV4 AWD

A-S8, 2.5L, 4cyl	30	27/34	\$1,600	7	SS
A-S8, 2.5L, 4cyl	28	25/33	\$1,750	6	

RAV4 Hybrid AWD

▶ AV-S6, 2.5L, 4cyl	40	41/38	\$1,200	9	HEV SS
---------------------	----	-------	---------	---	--------

VOLKSWAGEN

Tiguan 4motion

A-S8, 2.0L, 4cyl	24	21/29	\$2,000	5	T SS
------------------	----	-------	---------	---	------

VOLVO

XC40 AWD

A-S8, 2.0L, 4cyl	26	23/31	\$2,400	5	PR T SS
------------------	----	-------	---------	---	---------

XC60 AWD

A-S8, 2.0L, 4cyl	23	20/27	\$2,700	5	PR T SS
A-S8, 2.0L, 4cyl	22	19/27	\$2,850	4	PR T S SS

XC60 AWD PHEV

A-S8, 2.0L, 4cyl	See page 38.				PR T S PHEV SS
------------------	--------------	--	--	--	----------------

STANDARD SPORT UTILITY VEHICLES 2WD

BMW

X6 sDrive35i

A-S8, 3.0L, 6cyl	20	18/24	\$3,100	4	P T SS
------------------	----	-------	---------	---	--------

Manufacturer Model Configuration (trans, eng size, cyl)	MPG		Annual Fuel Cost	GHG Rating	Notes
	Comb	City/Hwy			

BUICK

Enclave FWD

A-9, 3.6L, 6cyl	21	18/26	\$2,300	4	SS
-----------------	----	-------	---------	---	----

CADILLAC

Escalade 2WD

A-10, 6.2L, 8cyl	17	14/23	\$3,650	3	PR
------------------	----	-------	---------	---	----

CHEVROLET

Suburban C1500 2WD

A-6, 5.3L, 8cyl	18	15/22	\$2,700	3	
A-6, 5.3L, 8cyl	18	15/22	\$2,700	3	Gas
	13	11/17	\$3,400	3	E85
A-10, 6.2L, 8cyl	17	14/23	\$3,650	3	PR

Tahoe C1500 2WD

A-6, 5.3L, 8cyl	18	15/22	\$2,700	3	
A-6, 5.3L, 8cyl	18	15/22	\$2,700	3	Gas
	13	11/17	\$3,400	3	E85
A-10, 6.2L, 8cyl	17	14/23	\$3,650	3	PR

Traverse FWD

A-9, 2.0L, 4cyl	22	20/26	\$2,850	4	PR T SS
A-9, 3.6L, 6cyl	21	18/27	\$2,300	4	SS

DODGE

Durango RWD

A-8, 3.6L, 6cyl	21	19/26	\$2,300	4	SS
A-8, 5.7L, 8cyl	17	14/22	\$3,350	3	Mid

FORD

Expedition 2WD

A-S10, 3.5L, 6cyl	20	17/24	\$2,450	4	T SS
-------------------	----	-------	---------	---	------

Expedition MAX 2WD

A-S10, 3.5L, 6cyl	19	17/23	\$2,550	3	T SS
-------------------	----	-------	---------	---	------

Explorer 2WD FFV

A-S6, 3.5L, 6cyl	20	17/24	\$2,450	4	Gas
	15	13/18	\$2,950	4	E85

Explorer FWD

A-S6, 2.3L, 4cyl	22	19/27	\$2,200	4	T
A-S6, 3.5L, 6cyl	20	17/24	\$2,450	4	

Flex FWD

A-S6, 3.5L, 6cyl	19	16/23	\$2,550	3	
------------------	----	-------	---------	---	--

GMC

Acadia FWD

A-6, 2.5L, 4cyl	23	21/26	\$2,100	5	SS
A-6, 3.6L, 6cyl	21	18/25	\$2,300	4	

Yukon C1500 2WD

A-6, 5.3L, 8cyl	18	15/22	\$2,700	3	
A-6, 5.3L, 8cyl	18	15/22	\$2,700	3	Gas
	13	11/17	\$3,400	3	E85
A-10, 6.2L, 8cyl	17	14/23	\$3,650	3	PR

Yukon C1500 XL 2WD

A-6, 5.3L, 8cyl	18	15/22	\$2,700	3	
A-6, 5.3L, 8cyl	18	15/22	\$2,700	3	Gas
	13	11/17	\$3,400	3	E85
A-10, 6.2L, 8cyl	17	14/23	\$3,650	3	PR

Manufacturer Model Configuration (trans, eng size, cyl)	MPG		Annual Fuel Cost	GHG Rating	Notes
	Comb	City/Hwy			

INFINITI

QX80 2WD

A-S7, 5.6L, 8cyl	16	14/20	\$3,900	2	P
------------------	----	-------	---------	---	---

JEEP

Grand Cherokee 2WD

A-8, 3.6L, 6cyl	21	19/26	\$2,300	4	SS
-----------------	----	-------	---------	---	----

LINCOLN

MKT FWD

A-S6, 3.7L, 6cyl	19	16/24	\$2,550	3	
------------------	----	-------	---------	---	--

Navigator 2WD

A-S10, 3.5L, 6cyl	19	16/23	\$2,550	3	T SS
-------------------	----	-------	---------	---	------

Navigator L 2WD

A-S10, 3.5L, 6cyl	18	16/22	\$2,700	3	T SS
-------------------	----	-------	---------	---	------

NISSAN

Armada 2WD

A-S7, 5.6L, 8cyl	16	14/19	\$3,050	2	
------------------	----	-------	---------	---	--

TOYOTA

4Runner 2WD

A-S5, 4.0L, 6cyl	18	17/21	\$2,700	3	
------------------	----	-------	---------	---	--

Sequoia 2WD

A-S6, 5.7L, 8cyl	15	13/17	\$3,250	2	
------------------	----	-------	---------	---	--

VOLVO

XC90 FWD

A-S8, 2.0L, 4cyl	24	21/29	\$2,600	5	PR T SS
------------------	----	-------	---------	---	---------

STANDARD SPORT UTILITY VEHICLES 4WD

AUDI

e-tron

A-1	74	74/73	\$1,050	10	EV
-----	----	-------	---------	----	----

Q7

A-S8, 2.0L, 4cyl	21	19/25	\$2,950	4	P T SS
------------------	----	-------	---------	---	--------

A-S8, 3.0L, 6cyl	21	19/25	\$2,950	4	P S
------------------	----	-------	---------	---	-----

Q8

A-S8, 3.0L, 6cyl	19	17/22	\$3,300	3	P T HEV SS
------------------	----	-------	---------	---	------------

BENTLEY

Bentayga

A-S8, 4.0L, 8cyl	17	14/23	\$3,650	3	P T SS
------------------	----	-------	---------	---	--------

BMW

X5 xDrive40i

A-S8, 3.0L, 6cyl	22	20/26	\$2,850	4	P T SS
------------------	----	-------	---------	---	--------

X5 xDrive50i

A-S8, 4.4L, 8cyl	19	17/22	\$3,300	3	P T SS
------------------	----	-------	---------	---	--------

X6 M

A-S8, 4.4L, 8cyl	16	14/19	\$3,900	2	P T SS
------------------	----	-------	---------	---	--------

X6 xDrive35i

A-S8, 3.0L, 6cyl	20	18/24	\$3,100	4	P T SS
------------------	----	-------	---------	---	--------

X6 xDrive50i

A-S8, 4.4L, 8cyl	19	17/22	\$3,300	3	P T SS
------------------	----	-------	---------	---	--------

Manufacturer Model Configuration (trans, eng size, cyl)	MPG		Annual Fuel Cost	GHG Rating	Notes
	Comb	City/Hwy			

X7 xDrive40i

A-S8, 3.0L, 6cyl	22	20/25	\$2,850	4	P T SS
------------------	----	-------	---------	---	--------

X7 xDrive50i

A-S8, 4.4L, 8cyl	17	15/21	\$3,650	3	P T SS
------------------	----	-------	---------	---	--------

BUICK

Enclave AWD

A-9, 3.6L, 6cyl	20	17/25	\$2,450	4	SS
-----------------	----	-------	---------	---	----

CADILLAC

Escalade 4WD

A-10, 6.2L, 8cyl	17	14/21	\$3,650	3	PR
------------------	----	-------	---------	---	----

CHEVROLET

Suburban K1500 4WD

A-6, 5.3L, 8cyl	16	14/21	\$3,050	2	
-----------------	----	-------	---------	---	--

A-6, 5.3L, 8cyl	16	14/21	\$3,050	2	Gas
-----------------	----	-------	---------	---	-----

	12	11/16	\$3,700	3	E85
--	----	-------	---------	---	-----

A-10, 6.2L, 8cyl	16	14/20	\$3,900	2	PR
------------------	----	-------	---------	---	----

Tahoe K1500 4WD

A-6, 5.3L, 8cyl	17	15/21	\$2,850	3	
-----------------	----	-------	---------	---	--

A-6, 5.3L, 8cyl	17	15/21	\$2,850	3	Gas
-----------------	----	-------	---------	---	-----

	13	11/16	\$3,400	3	E85
--	----	-------	---------	---	-----

A-10, 6.2L, 8cyl	17	14/22	\$3,650	3	PR
------------------	----	-------	---------	---	----

Traverse AWD

A-9, 3.6L, 6cyl	20	17/25	\$2,450	4	SS
-----------------	----	-------	---------	---	----

DODGE

Durango AWD

A-8, 3.6L, 6cyl	21	18/25	\$2,300	4	SS
-----------------	----	-------	---------	---	----

A-8, 5.7L, 8cyl	17	14/22	\$3,350	3	Mid
-----------------	----	-------	---------	---	-----

Durango SRT AWD

A-8, 6.4L, 8cyl	15	13/19	\$4,150	2	P
-----------------	----	-------	---------	---	---

FORD

Expedition 4WD

A-S10, 3.5L, 6cyl	19	17/22	\$2,550	3	T PT4 SS
-------------------	----	-------	---------	---	----------

Expedition MAX 4WD

A-S10, 3.5L, 6cyl	18	16/21	\$2,700	3	T PT4 SS
-------------------	----	-------	---------	---	----------

Explorer AWD

A-S6, 2.3L, 4cyl	21	18/25	\$2,300	4	T
------------------	----	-------	---------	---	---

A-S6, 3.5L, 6cyl	18	16/22	\$2,700	3	T
------------------	----	-------	---------	---	---

A-S6, 3.5L, 6cyl	19	16/22	\$2,550	3	
------------------	----	-------	---------	---	--

Explorer AWD FFV

A-S6, 3.5L, 6cyl	18	16/22	\$2,700	3	Gas
------------------	----	-------	---------	---	-----

	14	12/16	\$3,150	3	E85
--	----	-------	---------	---	-----

Flex AWD

A-S6, 3.5L, 6cyl	18	16/22	\$2,700	3	
------------------	----	-------	---------	---	--

A-S6, 3.5L, 6cyl	17	15/21	\$2,850	3	T
------------------	----	-------	---------	---	---

GMC

Acadia AWD

A-6, 2.5L, 4cyl	22	21/25	\$2,200	4	SS
-----------------	----	-------	---------	---	----

A-6, 3.6L, 6cyl	20	17/25	\$2,450	4	
-----------------	----	-------	---------	---	--

Manufacturer Model Configuration (trans, eng size, cyl)	MPG		Annual Fuel Cost	GHG Rating	Notes
	Comb	City/Hwy			

Yukon K1500 4WD

A-6, 5.3L, 8cyl	17	15/21	\$2,850	3	
A-6, 5.3L, 8cyl	17	15/21	\$2,850	3	Gas
	13	11/16	\$3,400	3	E85
A-10, 6.2L, 8cyl	17	14/22	\$3,650	3	PR

Yukon K1500 XL 4WD

A-6, 5.3L, 8cyl	16	14/21	\$3,050	2	
A-6, 5.3L, 8cyl	16	14/21	\$3,050	2	Gas
	12	11/16	\$3,700	3	E85
A-10, 6.2L, 8cyl	16	14/20	\$3,900	2	PR

INFINITI

QX80 4WD

A-S7, 5.6L, 8cyl	15	13/19	\$4,150	2	P
------------------	----	-------	---------	---	---

JEEP

Grand Cherokee 4WD

A-8, 3.0L, 6cyl	24	21/28	\$2,200	4	D T
A-8, 3.6L, 6cyl	21	18/25	\$2,300	4	SS
A-8, 5.7L, 8cyl	17	14/22	\$3,350	3	Mid

Grand Cherokee SRT 4WD

A-8, 6.4L, 8cyl	15	13/19	\$4,150	2	P
-----------------	----	-------	---------	---	---

Grand Cherokee Trackhawk 4WD

A-8, 6.2L, 8cyl	13	11/17	\$4,800	1	P S
-----------------	----	-------	---------	---	-----

LAMBORGHINI

Urus

A-S8, 4.0L, 8cyl	14	12/17	\$4,450	1	PR T SS
------------------	----	-------	---------	---	---------

LAND ROVER

Discovery

A-S8, 3.0L, 6cyl	23	21/26	\$2,300	4	D T SS
A-S8, 3.0L, 6cyl	18	16/21	\$3,450	3	P S SS

Range Rover

A-S8, 5.0L, 8cyl	18	16/21	\$3,450	3	P S SS
------------------	----	-------	---------	---	--------

Range Rover LWB

A-S8, 5.0L, 8cyl	18	16/21	\$3,450	3	P S SS
------------------	----	-------	---------	---	--------

Range Rover LWB SVA

A-S8, 5.0L, 8cyl	15	13/19	\$4,150	2	P S SS
------------------	----	-------	---------	---	--------

Range Rover PHEV

A-S8, 2.0L, 4cyl	See page 38.				P T PHEV SS
------------------	--------------	--	--	--	-------------

Range Rover Sport

A-S8, 3.0L, 6cyl	24	22/28	\$2,200	4	D T SS
A-S8, 3.0L, 6cyl	19	17/23	\$3,300	3	P S SS
A-S8, 5.0L, 8cyl	19	17/22	\$3,300	3	P S SS

Range Rover Sport MHEV

A-S8, 3.0L, 6cyl	21	19/25	\$2,950	4	P T HEV SS
------------------	----	-------	---------	---	------------

Range Rover Sport PHEV

A-S8, 2.0L, 4cyl	See page 38.				P T PHEV SS
------------------	--------------	--	--	--	-------------

Range Rover Sport SVR

A-S8, 5.0L, 8cyl	16	15/20	\$3,900	2	P S SS
------------------	----	-------	---------	---	--------

Range Rover SV Coupe

A-S8, 5.0L, 8cyl	16	14/19	\$3,900	2	P S SS
------------------	----	-------	---------	---	--------

Manufacturer Model Configuration (trans, eng size, cyl)	MPG		Annual Fuel Cost	GHG Rating	Notes
	Comb	City/Hwy			

Range Rover SVA

A-S8, 3.0L, 6cyl	24	22/28	\$2,200	4	D T SS
A-S8, 3.0L, 6cyl	19	17/23	\$3,300	3	P S SS
A-S8, 5.0L, 8cyl	16	14/19	\$3,900	2	P S SS

LEXUS

GX 460

A-S6, 4.6L, 8cyl	16	15/18	\$3,900	2	PR
------------------	----	-------	---------	---	----

LX 570

A-S8, 5.7L, 8cyl	15	13/18	\$4,150	2	PR
------------------	----	-------	---------	---	----

RX 450h AWD

▶ AV-S6, 3.5L, 6cyl	30	31/28	\$2,100	7	PR HEV SS
---------------------	----	-------	---------	---	-----------

RX 450h L AWD

AV-S6, 3.5L, 6cyl	29	29/28	\$2,150	6	PR HEV SS
-------------------	----	-------	---------	---	-----------

LINCOLN

MKT AWD

A-S6, 3.5L, 6cyl	17	15/21	\$2,850	3	T
------------------	----	-------	---------	---	---

Navigator 4WD

A-S10, 3.5L, 6cyl	18	16/21	\$2,700	3	T PT4 SS
-------------------	----	-------	---------	---	----------

MASERATI

Levante

A-8, 3.0L, 6cyl	17	15/21	\$3,650	3	PR T SS
-----------------	----	-------	---------	---	---------

Levante GTS

A-8, 3.8L, 8cyl	15	14/18	\$4,150	2	PR T SS
-----------------	----	-------	---------	---	---------

Levante S

A-8, 3.0L, 6cyl	17	15/21	\$3,650	3	PR T SS
-----------------	----	-------	---------	---	---------

Levante Trofeo

A-8, 3.8L, 8cyl	15	14/18	\$4,150	2	PR T SS
-----------------	----	-------	---------	---	---------

MERCEDES-BENZ

AMG G63

A-9, 4.0L, 8cyl	14	13/15	\$4,450	1	PR T SS
-----------------	----	-------	---------	---	---------

AMG GLE43 4matic

A-9, 3.0L, 6cyl	19	17/22	\$3,300	3	PR T
-----------------	----	-------	---------	---	------

AMG GLE43 4matic Coupe

A-9, 3.0L, 6cyl	19	17/22	\$3,300	3	PR T
-----------------	----	-------	---------	---	------

AMG GLE63

A-7, 5.5L, 8cyl	14	12/18	\$4,450	1	PR T
-----------------	----	-------	---------	---	------

AMG GLE63 S

A-7, 5.5L, 8cyl	15	14/18	\$4,150	2	PR T
-----------------	----	-------	---------	---	------

AMG GLE63 S Coupe

A-7, 5.5L, 8cyl	15	14/18	\$4,150	2	PR T
-----------------	----	-------	---------	---	------

AMG GLS63

A-7, 5.5L, 8cyl	15	13/18	\$4,150	2	PR T
-----------------	----	-------	---------	---	------

G550

A-9, 4.0L, 8cyl	14	13/17	\$4,450	1	PR T SS
-----------------	----	-------	---------	---	---------

GLE400 4matic

A-9, 3.0L, 6cyl	20	17/23	\$3,100	4	PR T SS
-----------------	----	-------	---------	---	---------

GLS450 4matic

A-9, 3.0L, 6cyl	18	16/22	\$3,450	3	PR T SS
-----------------	----	-------	---------	---	---------

GLS550 4matic

A-9, 4.7L, 8cyl	16	14/19	\$3,900	2	PR T SS
-----------------	----	-------	---------	---	---------

Manufacturer Model Configuration (trans, eng size, cyl)	MPG		Annual Fuel Cost	GHG Rating	Notes
	Comb	City/Hwy			

NISSAN

Armada 4WD

A-S7, 5.6L, 8cyl	15	13/18	\$3,250	2	
------------------	----	-------	---------	---	--

PORSCHE

Cayenne

A-S8, 3.0L, 6cyl	21	19/23	\$2,950	4	P T SS
------------------	----	-------	---------	---	--------

Cayenne e-Hybrid

A-S8, 3.0L, 6cyl	See page 38.				P T PHEV SS
------------------	--------------	--	--	--	-------------

Cayenne S

A-S8, 2.9L, 6cyl	20	18/23	\$3,100	4	P T SS
------------------	----	-------	---------	---	--------

Cayenne Turbo

A-S8, 4.0L, 8cyl	17	15/19	\$3,650	3	PR T SS
------------------	----	-------	---------	---	---------

SUBARU

Ascent

AV-S8, 2.4L, 4cyl	23	21/27	\$2,100	5	T
-------------------	----	-------	---------	---	---

Ascent Limited/Touring

AV-S8, 2.4L, 4cyl	22	20/26	\$2,200	4	T
-------------------	----	-------	---------	---	---

TESLA

Model X 100D

A-1	87	86/89	\$850	10	EV
-----	----	-------	-------	----	----

Model X 75D

A-1	93	91/95	\$800	10	EV
-----	----	-------	-------	----	----

Model X Long Range

A-1	96	99/93	\$800	10	EV
-----	----	-------	-------	----	----

Model X P100D

A-1	85	83/89	\$900	10	EV
-----	----	-------	-------	----	----

Model X Performance (22in Wheels)

A-1	79	80/77	\$950	10	EV
-----	----	-------	-------	----	----

Manufacturer Model Configuration (trans, eng size, cyl)	MPG		Annual Fuel Cost	GHG Rating	Notes
	Comb	City/Hwy			

TOYOTA

4Runner 4WD

A-S5, 4.0L, 6cyl	18	17/20	\$2,700	3	PT4
------------------	----	-------	---------	---	-----

A-S5, 4.0L, 6cyl	18	17/20	\$2,700	3	
------------------	----	-------	---------	---	--

Highlander AWD

A-S8, 3.5L, 6cyl	22	20/26	\$2,200	4	SS
------------------	----	-------	---------	---	----

A-S8, 3.5L, 6cyl	22	19/26	\$2,200	4	
------------------	----	-------	---------	---	--

Highlander AWD LE

A-S8, 3.5L, 6cyl	23	20/27	\$2,100	5	SS
------------------	----	-------	---------	---	----

Highlander Hybrid AWD

AV-S6, 3.5L, 6cyl	28	29/27	\$1,750	6	HEV SS
-------------------	----	-------	---------	---	--------

Highlander Hybrid AWD LE Plus

AV-S6, 3.5L, 6cyl	29	30/28	\$1,700	6	HEV SS
-------------------	----	-------	---------	---	--------

Land Cruiser Wagon 4WD

A-S8, 5.7L, 8cyl	15	13/18	\$3,250	2	
------------------	----	-------	---------	---	--

Sequoia 4WD

A-S6, 5.7L, 8cyl	14	13/17	\$3,450	1	PT4
------------------	----	-------	---------	---	-----

VOLKSWAGEN

Atlas 4motion

A-S8, 3.6L, 6cyl	19	17/23	\$2,550	3	SS
------------------	----	-------	---------	---	----

VOLVO

XC90 AWD

A-S8, 2.0L, 4cyl	23	20/27	\$2,700	5	PR T SS
------------------	----	-------	---------	---	---------

A-S8, 2.0L, 4cyl	22	19/26	\$2,850	4	PR T S SS
------------------	----	-------	---------	---	-----------

XC90 AWD PHEV

A-S8, 2.0L, 4cyl	See page 38.				PR T S PHEV SS
------------------	--------------	--	--	--	----------------

DIESEL VEHICLES

Diesel-powered vehicles are typically more fuel efficient than comparable vehicles powered by gasoline. Diesel engines are inherently more energy-efficient, and diesel fuel contains roughly 10%–15% more energy per gallon than gasoline. In addition, new advances in diesel engine technology have improved performance, reduced engine noise and fuel odor, and

decreased emissions of harmful air pollutants. Ultra-low sulfur diesel fuels also help reduce emissions from these vehicles.

Annual fuel costs below are estimated assuming 15,000 miles of travel each year (55% city and 45% highway) and a diesel fuel cost of \$3.56 per gallon.

Manufacturer Model Configuration (trans, eng size, cyl)	MPG		Annual Fuel Cost	GHG Rating	Notes
	Comb	City/Hwy			

COMPACT CARS

CHEVROLET

Cruze

A-9, 1.6L, 4cyl	37	31/48	\$1,450	7	D T SS
-----------------	----	-------	---------	---	--------

JAGUAR

XE

A-S8, 2.0L, 4cyl	36	32/42	\$1,500	7	D T SS
------------------	----	-------	---------	---	--------

XE AWD

A-S8, 2.0L, 4cyl	34	30/40	\$1,550	7	D T SS
------------------	----	-------	---------	---	--------

MIDSIZE CARS

CHEVROLET

Cruze Hatchback

A-9, 1.6L, 4cyl	35	30/45	\$1,550	6	D T SS
-----------------	----	-------	---------	---	--------

JAGUAR

XF

A-S8, 2.0L, 4cyl	35	31/42	\$1,550	7	D T SS
------------------	----	-------	---------	---	--------

XF AWD

A-S8, 2.0L, 4cyl	34	30/40	\$1,550	7	D T SS
------------------	----	-------	---------	---	--------

MAZDA

6

A-S6, 2.2L, 4cyl	NA	NA	NA	NA	D
------------------	----	----	----	----	---

SMALL PICKUP TRUCKS 2WD

CHEVROLET

Colorado 2WD

A-6, 2.8L, 4cyl	23	20/30	\$2,300	4	D T
-----------------	----	-------	---------	---	-----

GMC

Canyon 2WD

A-6, 2.8L, 4cyl	23	20/30	\$2,300	4	D T
-----------------	----	-------	---------	---	-----

SMALL PICKUP TRUCKS 4WD

CHEVROLET

Colorado 4WD

A-6, 2.8L, 4cyl	22	19/28	\$2,450	4	D T
-----------------	----	-------	---------	---	-----

Colorado ZR2 4WD

A-6, 2.8L, 4cyl	19	18/22	\$2,800	3	D T
-----------------	----	-------	---------	---	-----

GMC

Canyon 4WD

A-6, 2.8L, 4cyl	22	19/28	\$2,450	4	D T
-----------------	----	-------	---------	---	-----

STANDARD PICKUP TRUCKS 2WD

CHEVROLET

C10 Silverado

A-10, 3.0L, 6cyl	NA	NA	NA	NA	D
------------------	----	----	----	----	---

FORD

F150 2WD BASE PAYLOAD LT TIRE

A-S10, 3.0L, 6cyl	24	22/28	\$2,200	4	D T SS
-------------------	----	-------	---------	---	--------

F150 Pickup 2WD

A-S10, 3.0L, 6cyl	25	22/30	\$2,150	4	D T SS
-------------------	----	-------	---------	---	--------

Manufacturer Model Configuration (trans, eng size, cyl)	MPG		Annual Fuel Cost	GHG Rating	Notes
	Comb	City/Hwy			

GMC

C10 Sierra

A-10, 3.0L, 6cyl	NA	NA	NA	NA	D
------------------	----	----	----	----	---

RAM

1500 Classic 2WD

A-8, 3.0L, 6cyl	23	20/27	\$2,300	4	D T
-----------------	----	-------	---------	---	-----

STANDARD PICKUP TRUCKS 4WD

CHEVROLET

K10 Silverado

A-10, 3.0L, 6cyl	NA	NA	NA	NA	D
------------------	----	----	----	----	---

FORD

F150 4WD BASE PAYLOAD LT TIRE

A-S10, 3.0L, 6cyl	22	20/25	\$2,450	3	D T SS
-------------------	----	-------	---------	---	--------

F150 Pickup 4WD

A-S10, 3.0L, 6cyl	22	20/25	\$2,450	3	D T SS
-------------------	----	-------	---------	---	--------

F150 Pickup 4WD XL/XLT

A-S10, 3.0L, 6cyl	24	21/28	\$2,200	4	D T SS
-------------------	----	-------	---------	---	--------

GMC

K10 Sierra

A-10, 3.0L, 6cyl	NA	NA	NA	NA	D
------------------	----	----	----	----	---

RAM

1500 Classic 4WD

A-8, 3.0L, 6cyl	22	19/27	\$2,450	3	D T
-----------------	----	-------	---------	---	-----

SMALL SPORT UTILITY VEHICLES 2WD

CHEVROLET

Equinox FWD

A-6, 1.6L, 4cyl	32	28/39	\$1,650	6	D T SS
-----------------	----	-------	---------	---	--------

GMC

Terrain FWD

A-6, 1.6L, 4cyl	32	28/39	\$1,650	6	D T SS
-----------------	----	-------	---------	---	--------

MAZDA

CX-5 2WD

A-S6, 2.2L, 4cyl	29	28/31	\$1,850	5	D T
------------------	----	-------	---------	---	-----

SMALL SPORT UTILITY VEHICLES 4WD

CHEVROLET

Equinox AWD

A-6, 1.6L, 4cyl	32	28/38	\$1,650	6	D T SS
-----------------	----	-------	---------	---	--------

GMC

Terrain AWD

A-6, 1.6L, 4cyl	32	28/38	\$1,650	6	D T SS
-----------------	----	-------	---------	---	--------

JAGUAR

F-Pace

A-S8, 2.0L, 4cyl	29	26/33	\$1,850	5	D T SS
------------------	----	-------	---------	---	--------

LAND ROVER

Range Rover Velar

A-S8, 2.0L, 4cyl	28	26/30	\$1,900	5	D T SS
------------------	----	-------	---------	---	--------

Manufacturer Model Configuration (trans, eng size, cyl)	MPG		Annual Fuel Cost	GHG Rating	Notes
	Comb	City/Hwy			
MAZDA					
CX-5 4WD					
A-S6, 2.2L, 4cyl	28	27/30	\$1,900	5	D T
STANDARD SPORT UTILITY VEHICLES 4WD					
JEEP					
Grand Cherokee 4WD					
A-8, 3.0L, 6cyl	24	21/28	\$2,200	4	D T

Manufacturer Model Configuration (trans, eng size, cyl)	MPG		Annual Fuel Cost	GHG Rating	Notes
	Comb	City/Hwy			
LAND ROVER					
Discovery					
A-S8, 3.0L, 6cyl	23	21/26	\$2,300	4	D T SS
Range Rover Sport					
A-S8, 3.0L, 6cyl	24	22/28	\$2,200	4	D T SS
Range Rover SVA					
A-S8, 3.0L, 6cyl	24	22/28	\$2,200	4	D T SS

FUEL CELL VEHICLES

Though not yet available for the mass market, a limited number of fuel cell vehicles (FCVs) will be available for lease and sale in select regions of the country, mostly in California, in 2018–19. FCVs are propelled by electric motors powered by fuel cells, which produce electricity from the chemical energy of hydrogen. Fuel cell technology is more efficient than internal combustion engines and environmentally cleaner—the only by-

product of a hydrogen fuel cell vehicle is water. However, several challenges must be overcome before FCVs are mass-marketed and sold across the country. For more information about FCVs, visit fuelconomy.gov and the Fuel Cell Technologies Program website at www.energy.gov/eere/fuelcells/fuel-cell-technologies-office/.

Model	Fuel Cell Type	Motor	Battery Type & Rating	Fuel Type	Fuel Economy Comb/City/Hwy	Driving Range (miles)
SUBCOMPACT CARS						
TOYOTA						
Mirai††	PEFC	113 kW AC Synchronous	245 V Ni-MH	Hydrogen	MPGe 67 / 67 / 67 MPK 66 / 66 / 66	312
MIDSIZE CARS						
HONDA						
Clarity FCV†	PEM	130 kW AC PMSM	346 V Li-Ion	Hydrogen	MPGe 68 / 68 / 67 MPK 66 / 67 / 66	360
SMALL SPORT UTILITY VEHICLES 2WD						
HYUNDAI						
Nexo*	PEM	120 kW IPMSM	240 V Li-Ion	Hydrogen	MPGe 57 / 59 / 54 MPK 56 / 58 / 53	354
Nexo Blue*	PEM	120 kW IPMSM	240 V Li-Ion	Hydrogen	MPGe 61 / 65 / 58 MPK 60 / 64 / 56	380

NOTES AND ABBREVIATIONS:

*.....Hyundai Nexo models will be introduced into commerce in December 2018 in the Los Angeles/Orange County, California area with plans to expand into other parts of California in 2019.
†.....Available for lease in California in the beginning of 2019
††.....Available in California and Hawaii
AC.....Alternating current induction motor
IPMSM.....Interior permanent magnet synchronous motor

Li-Ion.....Lithium Ion
MPGe.....Miles per gallon gasoline equivalent
MPK.....Miles per kilogram
Ni-MH.....Nickel-metal hydride
PEFC.....Polymer electrolyte fuel cell
PEM.....Proton exchange membrane
PMSM.....Permanent magnet synchronous motor

ALL-ELECTRIC VEHICLES

All-electric vehicles (EVs) are propelled by one or more electric motors powered by a rechargeable battery. EVs are energy-efficient and reduce our dependence on petroleum since electricity is produced from domestic resources. They emit no tailpipe pollutants, although the power plant producing the electricity may emit pollution.

Electric motors have several performance benefits. They are quiet, have instant torque for quick acceleration, enable regenerative braking, and require less maintenance than internal combustion engines.

Current EVs typically have a shorter driving range than comparable gasoline or hybrid vehicles, and their range is more sensitive to driving style, driving conditions, and accessory use.

Fully recharging the battery pack can take several hours—though a "fast charge" to 80% capacity may take as little as 30 minutes. Charging options outside the home are expanding. More than 16,000 public charging stations are currently available, and more than 800 employers offer charging at work as of 2016. EVs are also more expensive than comparable conventional vehicles and hybrids due to the cost of the large battery. However, as manufacturers continue to improve the driving range and reduce the cost of these vehicles, they are becoming more practical and affordable for a wider range of consumers.

A federal income tax credit of up to \$7,500 is currently available to consumers purchasing a qualifying EV. State and/or local incentives may also apply. For additional information on EVs, including tax incentives, visit fuelconomy.gov.

Model	Motor	Battery Type	Fuel Economy (comb/city/hwy)		Driving Range* (miles)	Charge Time (hrs @ 240)	Annual Fuel Cost	GHG Rating
			MPGe	kWh/100 mi				
TWO-SEATER CARS								
SMART								
EQ fortwo (convertible)	60 kW AC Synchronous	Li-Ion	102/112/91	33/30/37	57	3	\$750	10
EQ fortwo (coupe)	60 kW AC Synchronous	Li-Ion	108/124/94	31/27/36	58	3	\$700	10
MINICOMPACT CARS								
FIAT								
500e	82 kW AC Induction	Li-Ion	112/121/103	30/28/33	84	4	\$650	10
SUBCOMPACT CARS								
BMW								
i3	125 kW AC Induction	Li-Ion	113/124/102	30/27/33	153	5	\$650	10
i3s	135 kW AC Induction	Li-Ion	113/124/102	30/27/33	153	5	\$650	10
COMPACT CARS								
VOLKSWAGEN								
e-Golf	100 kW AC PMSM	Li-Ion	119/126/111	28/27/30	125	5.3	\$650	10
MIDSIZE CARS								
HONDA								
Clarity EV [†]	120 kW AC PMSM	Li-Ion	114/126/103	30/27/33	89	4	\$650	10
HYUNDAI								
Ioniq Electric	88 kW AC PMSM	Li-Ion	136/150/122	25/22/28	124	4	\$550	10
NISSAN								
Leaf (40 kW-hr battery pack)	110 kW DCPM	Li-Ion	112/124/99	30/27/34	150	8	\$700	10
Leaf (62 kW-hr battery pack)	160 kW DCPM	Li-Ion	108/118/97	31/29/35	226	11	\$700	10
Leaf SV/SL (62 kW-hr battery pack)	160 kW DCPM	Li-Ion	104/114/94	32/29/36	215	11	\$750	10
TESLA								
Model 3 AWD - Variant A	NA	Li-Ion	NA	NA	NA	NA	NA	NA
Model 3 AWD - Variant B	NA	Li-Ion	NA	NA	NA	NA	NA	NA
Model 3 Long Range	211 kW AC 3-Phase	Li-Ion	130/136/123	26/25/27	310	8.5/10 [‡]	\$600	10
Model 3 Long Range AWD	147 and 188 kW AC 3-Phase	Li-Ion	116/120/112	29/28/30	310	8.5/10 [‡]	\$650	10
Model 3 Long Range AWD Performance	147 and 211 kW AC 3-Phase	Li-Ion	116/120/112	29/28/30	310	8.5/10 [‡]	\$650	10
Model 3 Mid Range	211 kW AC 3-Phase	Li-Ion	123/128/117	27/26/29	264	8.5/10 [‡]	\$600	10
Model 3 Standard Range	211 kW AC 3-Phase	Li-Ion	131/138/124	26/24/27	220	8.5 [‡]	\$600	10
Model 3 Standard Range Plus	211 kW AC 3-Phase	Li-Ion	133/140/124	25/24/27	240	9.5 [‡]	\$550	10

Model	Motor	Battery Type	Fuel Economy (comb/city/hwy)		Driving Range* (miles)	Charge Time (hrs @ 240)	Annual Fuel Cost	GHG Rating
			MPGe	kWh/100 mi				
LARGE CARS								
TESLA								
Model S 100D	193 (front) 193 (rear) (100 kW-hr battery pack)	Li-Ion	102/101/102	33/33/33	335	4.8/12 [§]	\$750	10
Model S 75D	193 (front) 193 (rear) (75 kW-hr battery pack)	Li-Ion	103/102/105	33/33/32	259	4.8/12 [§]	\$750	10
Model S Long Range	193 and 205 kW AC 3-Phase	Li-Ion	111/115/107	30/29/31	370	8/12 [†]	\$700	10
Model S P100D	193 (front) 375 (rear) (100 kW-hr battery pack)	Li-Ion	98/92/105	35/36/32	315	4.8/12 [§]	\$800	10
Model S Performance (19in Wheels)	193 and 205 kW AC 3-Phase	Li-Ion	104/104/104	32/32/33	345	8/12 [†]	\$750	10
Model S Performance (21in Wheels)	193 and 205 kW AC 3-Phase	Li-Ion	97/98/96	35/34/35	325	8/12 [†]	\$800	10
Model S Standard Range	193 and 205 kW AC 3-Phase	Li-Ion	109/113/105	31/30/32	285	6.2/9.2 [‡]	\$700	10
SMALL STATION WAGONS								
CHEVROLET								
Bolt EV	150 kW ACPM	Li-Ion	119/128/110	28/26/31	238	9.3 [‡]	\$650	10
KIA								
Niro Electric	150 kW IPMSM	Li-Ion	112/123/102	30/27/33	239	9.5 [‡]	\$700	10
Soul Electric	81 kW AC PMSM	Li-Ion	108/124/93	31/27/36	111	5 [‡]	\$700	10
SMALL SPORT UTILITY VEHICLES 2WD								
HYUNDAI								
Kona Electric	150 kW AC PMSM	Li-Ion	120/132/108	28/26/31	258	9 [‡]	\$650	10
SMALL SPORT UTILITY VEHICLES 4WD								
JAGUAR								
I-Pace	147 and 147 kW AC 3-Phase	Li-Ion	76/80/72	44/42/47	234	13 [‡]	\$1,000	10
STANDARD SPORT UTILITY VEHICLES 4WD								
AUDI								
e-tron	141 and 172 kW Asynchron 3-Phase	Li-Ion	74/74/73	46/45/46	204	10 [‡]	\$1,050	10
TESLA								
Model X 100D	193 (front) 193 (rear) (100 kW-hr battery pack)	Li-Ion	87/86/89	39/39/38	295	4.8/12 [§]	\$850	10
Model X 75D	193 (front) 193 (rear) (75 kW-hr battery pack)	Li-Ion	93/91/95	36/37/35	238	4.8/12 [§]	\$800	10
Model X Long Range	193 (front), 205/375 (rear) kW ACPM	Li-Ion	96/99/93	35/34/36	325	8/12 [†]	\$800	10
Model X P100D	193 (front) 375 (rear) (100 kW-hr battery pack)	Li-Ion	85/83/89	40/41/38	289	4.8/12 [§]	\$900	10
Model X Performance (22in Wheels)	193 (front), 205/375 (rear) kW ACPM	Li-Ion	79/80/77	43/42/44	270	8/12 [†]	\$950	10

NOTES AND ABBREVIATIONS:

*..... Range for combined city/highway driving (55% city and 45% highway)
† Available for lease nationwide
‡ First value is time required for the 48A high power charger option; second value is with standard charger
§ First value is time required for the 80A dual charger option; second value is with standard charger
AC..... Alternating current
AC Induction..... Alternating current Induction Motor

ACPM..... Alternating current permanent magnet
DCPM..... Direct current permanent magnet motor
IPMSM..... Interior permanent magnet synchronous motor
Li-Ion..... Lithium Ion
MPGe Miles per Gallon Equivalent
NA Not available
PMSM Permanent magnet synchronous motor

PLUG-IN HYBRID ELECTRIC VEHICLES

Plug-in hybrid electric vehicles (PHEVs) are hybrids that can be charged both by plugging them into an electrical outlet or charging station. Plug-in hybrids can store enough electricity from the power grid to significantly reduce their imported petroleum consumption under typical driving conditions.

There are two basic plug-in hybrid configurations:

- Series PHEVs, also called Extended Range Electric Vehicles (EREVs).** The electric motor of these vehicles is the only power source that turns the wheels; the gasoline engine only generates electricity. Series PHEVs can run solely on electricity until the battery needs to be recharged. The gasoline engine will then generate the electricity needed to power the electric motor. For short trips, these vehicles may not use any gasoline.
- Parallel or Blended PHEVs.** Both the engine and electric motor are mechanically connected to the wheels, and both may propel the vehicle. The vehicle may operate using both electricity and gasoline at the same time, using electricity only, or using gasoline only.

Plug-in hybrids also have different battery capacities, allowing some to travel farther on electricity than others. PHEV fuel economy, like that of EVs and regular hybrids, can be sensitive to driving style, driving conditions, and accessory use. When operating in pure electric mode, PHEVs emit no tailpipe pollutants, although the power plant producing the electricity may emit pollution.

Charging a PHEV's battery typically takes several hours. They can be charged at home or at an increasing number of workplaces or public locations. However, PHEVs don't have to be plugged in to be driven. They can be fueled solely with gasoline, like a conventional hybrid, but they will not achieve maximum range or fuel economy without charging.

Plug-in hybrids use less petroleum and cost less to fuel than conventional hybrids, but they are more expensive to purchase.

A federal income tax credit of up to \$7,500 is currently available to consumers purchasing a qualifying plug-in hybrid. State and/or local incentives may also apply. For additional information on PHEVs, including tax incentives, visit fuelconomy.gov.

Manufacturer Model Trans, Eng Size, Cyl Elec. Motor	Fuel	Fuel Economy Combined MPGe	Range (miles)	Total Range* (miles)	Charge Time (hrs @ 240 V)	Annual Fuel Cost	GHG Rating
		Comb / City / Hwy MPG					
TWO-SEATER CARS							
BMW							
i8 Roadster							
A-6, 1.5L, 3cyl, 96kW AC Induction	Electricity + Gasoline	69 MPGe ([49kWh + 0 gal]/100 mi)†	18	320	3	\$1,800	10
	Premium Gasoline	27 / 26 / 29	303				
SUBCOMPACT CARS							
BENTLEY							
Continental GT PHEV							
S8, 3.0L, 6cyl	NA	NA	NA	NA	NA	NA	NA
	NA	NA	NA	NA			
BMW							
i3 with Range Extender							
A-1, 0.6L, 2cyl, 125 kW AC Induction	Electricity	100 MPGe (32kWh/100 mi)	126	200	7	\$850	10
	Premium Gasoline	31 / 30 / 31	72				
i3s with Range Extender							
A-1, 0.6L, 2cyl, 135 kW AC Induction	Electricity	100 MPGe (32kWh/100 mi)	126	200	7	\$850	10
	Premium Gasoline	31 / 30 / 31	72				
i8 Coupe							
A-6, 1.5L, 3cyl, 96kW AC Induction	Electricity + Gasoline	69 MPGe ([49kWh + 0 gal]/100 mi)†	18	320	3	\$1,800	10
	Premium Gasoline	27 / 26 / 29	303				
KARMA							
Revero							
A-1, 2.0L, 4cyl, 150 and 150 kw DCPM	Electricity	60 MPGe (56kWh/100 mi)	37	240	3.8	\$1,900	10
	Premium Gasoline	20 / 19 / 21	201				
COMPACT CARS							
BMW							
530e							
A-S8, 2.0L, 4cyl, 83kW DCPM	Electricity + Gasoline	72 MPGe ([46kWh + 0 gal]/100 mi)†	16	370	2	\$1,750	10
	Premium Gasoline	29 / 27 / 30	350				

Manufacturer Model Trans, Eng Size, Cyl Elec. Motor	Fuel	Fuel Economy Combined MPGe	Range (miles)	Total Range* (miles)	Charge Time (hrs @ 240 V)	Annual Fuel Cost	GHG Rating
		Comb / City / Hwy MPG					
530e xDrive							
A-S8, 2.0L, 4cyl, 83kW DCPM	Electricity + Gasoline Premium Gasoline	67 MPGe ([49kWh + 0 gal]/100 mi)† 28 / 27 / 31	15 344	360	2	\$1,750	10
CHEVROLET							
Volt							
AV, 1.5L, 4cyl, 48 and 87 kW 3-Phase AC	Electricity Gasoline	106 MPGe ([31kWh + 0 gal]/100 mi)† 42 / 43 / 42	53 367	420	4.5/2.3§	\$800	10
VOLVO							
S60 AWD PHEV							
A-S8, 2.0L, 4cyl, 34 and 65 kW 3-phase Sync.	Electricity + Gasoline Premium Gasoline	74 MPGe ([43kWh + 0.1 gal]/100 mi) 31 / 29 / 34	22 497	520	3	\$1,550	10
MIDSIZE CARS							
FORD							
Fusion Energi Plug-in Hybrid							
AV, 2.0L, 4cyl, 68 kW DCPM	Electricity + Gasoline Gasoline	103 MPGe ([33kWh + 0 gal]/100 mi)† 42 / 43 / 40	26 584	610	2.6	\$950	10
Fusion Special Service Vehicle PHEV							
AV, 2.0L, 4cyl, 68 kW DCPM	Electricity + Gasoline Gasoline	102 MPGe ([33kWh + 0 gal]/100 mi)† 42 / 43 / 40	26 582	610	2.6	\$950	10
HONDA							
Clarity Plug-in Hybrid							
AV, 1.5L, 4cyl, 135kW AC PMSM	Electricity + Gasoline Gasoline	110 MPGe ([31kWh + 0 gal]/100 mi)† 42 / 44 / 40	48 295	340	2.2	\$800	10
HYUNDAI							
Ioniq Plug-in Hybrid							
AM-6, 1.6L, 4cyl, 32kW IPMSM	Electricity + Gasoline Gasoline	119 MPGe ([28kWh + 0 gal]/100 mi)† 52 / 53 / 52	29 597	630	2.3	\$750	10
Sonata Plug-in Hybrid							
AM-6, 2.0L, 4cyl, 50 kW IPMSM	Electricity + Gasoline Gasoline	99 MPGe ([43kWh + 0 gal]/100 mi)† 39 / 37 / 42	28 575	600	2.7	\$950	10
KIA							
Optima Plug-in Hybrid							
AM-6, 2.0L, 4cyl, 50kW IPMSM	Electricity + Gasoline Gasoline	103 MPGe ([33kWh + 0 gal]/100 mi)† 40 / 38 / 43	29 582	610	2.7	\$950	10
MINI							
Cooper SE Countryman All4							
A-S6, 1.5L, 3cyl, 65 kW AC Induction	Electricity + Gasoline Premium Gasoline	65 MPGe ([51kWh + 0 gal]/100 mi)† 27 / 28 / 27	12 261	270	3	\$1,900	9
TOYOTA							
Prius Prime							
AV, 1.8L, 4cyl, 22 and 53 kW AC Induction	Electricity + Gasoline Gasoline	133 MPGe ([25kWh + 0 gal]/100 mi)† 54 / 55 / 53	25 618	640	2	\$700	10
VOLVO							
S90 AWD PHEV							
A-S8, 2.0L, 4cyl, 34 and 65 kW 3-phase Sync.	Electricity + Gasoline Premium Gasoline	71 MPGe ([45kWh + 0.1 gal]/100 mi) 29 / 26 / 33	21 468	490	3	\$1,650	10

Manufacturer Model Trans, Eng Size, Cyl Elec. Motor	Fuel	Fuel Economy Combined MPGe	Range (miles)	Total Range* (miles)	Charge Time (hrs @ 240 V)	Annual Fuel Cost	GHG Rating
		Comb / City / Hwy MPG					
LARGE CARS							
AUDI							
A8 L PHEV							
S8, 3.0L, 6cyl	NA	NA	NA	NA	NA	NA	NA
	NA	NA	NA	NA			
BMW							
740e xDrive							
A-S8, 2.0L, 4cyl, 83kW DCPM	Electricity + Gasoline	64 MPGe ([52kWh + 0 gal]/100 mi)†	14	340	3	\$1,900	9
	Premium Gasoline	27 / 25 / 29	326				
MERCEDES-BENZ							
S 560e‡							
A-9, 3.0L, 6cyl, 90 kW 3-phase PM	NA	NA	NA	NA	NA	NA	NA
	NA	NA	NA				
S560e							
A-9, 3.0L, 4cyl, 90 kW DCPM	Electricity + Gasoline	64 MPGe ([53kWh + 0 gal]/100 mi)†	19	510	1.3	\$2,000	9
	Premium Gasoline	23 / 21 / 26	488				
PORSCHE							
Panamera 4 e-Hybrid							
AM-S8, 2.9L, 6cyl, 70 kW DC Brushless	Electricity	51 MPGe (65kWh/100 mi)	14	490	3	\$2,300	8
	Premium Gasoline	23 / 21 / 24	477				
Panamera 4 e-Hybrid Executive							
AM-S8, 2.9L, 6cyl, 70 kW DC Brushless	Electricity	51 MPGe (65kWh/100 mi)	14	490	3	\$2,300	8
	Premium Gasoline	23 / 21 / 24	477				
Panamera 4 e-Hybrid ST							
AM-S8, 2.9L, 6cyl, 70 kW DC Brushless	Electricity	51 MPGe (65kWh/100 mi)	14	490	3	\$2,300	8
	Premium Gasoline	23 / 21 / 24	477				
Panamera Turbo S e-Hybrid							
AM-S8, 4.0L, 8cyl, 70 kW DC Brushless	Electricity	48 MPGe (66kWh/100 mi)	14	450	3	\$2,500	7
	Premium Gasoline	20 / 19 / 22	432				
Panamera Turbo S e-Hybrid Executive							
AM-S8, 4.0L, 8cyl, 70 kW DC Brushless	Electricity	48 MPGe (66kWh/100 mi)	14	450	3	\$2,500	7
	Premium Gasoline	20 / 19 / 22	432				
Panamera Turbo S e-Hybrid ST							
AM-S8, 4.0L, 8cyl, 70 kW DC Brushless	Electricity	48 MPGe (66kWh/100 mi)	14	450	3	\$2,500	7
	Premium Gasoline	20 / 19 / 22	432				
SMALL STATION WAGONS							
KIA							
Niro Plug-in Hybrid							
AM-6, 1.6L, 4cyl, 32kW IPMSM	Electricity + Gasoline	105 MPGe ([32kWh + 0 gal]/100 mi)†	26	560	2.2	\$850	10
	Gasoline	46 / 48 / 44	530				
MINIVANS 2WD							
CHRYSLER							
Pacifica Hybrid							
AV, 3.6L, 6cyl, 89 kW AC Induction	Electricity + Gasoline	82 MPGe ([41kWh + 0 gal]/100 mi)†	32	520	2	\$1,200	10
	Gasoline	30 / 29 / 30	487				

Manufacturer Model Trans, Eng Size, Cyl Elec. Motor	Fuel	Fuel Economy Combined MPGe	Range (miles)	Total Range* (miles)	Charge Time (hrs @ 240 V)	Annual Fuel Cost	GHG Rating
		Comb / City / Hwy MPG					
SMALL SPORT UTILITY VEHICLES 4WD							
AUDI							
Q5 e-tron							
S8, 2.0L, 4cyl	NA	NA	NA	NA	NA	NA	NA
	NA	NA	NA				
MERCEDES-BENZ							
GLC350e 4matic							
A-7, 2.0L, 4cyl, 85 kW DCPM	Electricity + Gasoline	56 MPGe ([59kWh + 0 gal]/100 mi)†	10	350	1.9	\$2,100	9
	Premium Gasoline	25 / 24 / 27	336				
MITSUBISHI							
Outlander PHEV							
A-1, 2.0L, 4cyl, 60 kW DCPM	Electricity + Gasoline	74 MPGe ([45kWh + 0 gal]/100 mi)†	22	310	3.5	\$1,450	10
	Gasoline	25 / 25 / 26	288				
SUBARU							
Crosstrek Hybrid AWD							
AV, 2.0L, 4cyl, 88 kW AC Induction	Electricity + Gasoline	90 MPGe ([38kWh + 0 gal]/100 mi)†	17	480	2	\$1,150	10
	Gasoline	35 / 36 / 35	464				
VOLVO							
XC60 AWD PHEV							
A-S8, 2.0L, 4cyl, 34 and 65 kW 3-phase Sync.	Electricity + Gasoline	58 MPGe ([55kWh + 0.1 gal]/100 mi)	17	500	3	\$1,950	9
	Premium Gasoline	26 / 25 / 28	484				
STANDARD SPORT UTILITY VEHICLES 4WD							
BENTLEY							
Bentayga PHEV							
S8, 3.0L, 6cyl	NA	NA	NA	NA	NA	NA	NA
	NA	NA	NA				
LAND ROVER							
Range Rover PHEV							
A-S8, 2.0L, 4cyl, 105 kW PMSM	Electricity + Gasoline	42 MPGe ([80kWh + 0 gal]/100 mi)†	19	480	3	\$2,600	8
	Premium Gasoline	19 / 18 / 21	461				
Range Rover Sport PHEV							
A-S8, 2.0L, 4cyl, 105 kW PMSM	Electricity + Gasoline	42 MPGe ([80kWh + 0 gal]/100 mi)†	19	480	3	\$2,600	8
	Premium Gasoline	19 / 18 / 21	461				
PORSCHE							
Cayenne e-Hybrid							
A-S8, 3.0L, 6cyl, 99 kW DC Brushless	Electricity	46 MPGe (72kWh/100 mi)	13	430	3	\$2,550	7
	Premium Gasoline	21 / 20 / 22	416				
VOLVO							
XC90 AWD PHEV							
A-S8, 2.0L, 4cyl, 34 and 65 kW 3-phase Sync.	Electricity + Gasoline	58 MPGe ([55kWh + 0.1 gal]/100 mi)	17	490	3	\$2,000	9
	Premium Gasoline	25 / 24 / 27	470				

NOTES AND ABBREVIATIONS:

*..... Total range includes operation on both electricity and gasoline and is rounded to the nearest 10 miles.

†..... This vehicle did not use any gasoline for charge-depleting (electric) operation during EPA city and highway tests. However, depending on how you drive the vehicle, you may use both gasoline and electricity during charge-depleting operation following a full charge.

‡..... Available for sale or lease nationwide

§..... Charge time for 2019 Chevrolet Volt is 4.5 hrs (standard charger) and 2.3 hrs (optional 7.2 kW charger)

AC..... Alternating current
AC Induction..... Alternating current Induction Motor
BPM..... Brushless permanent magnet
DC..... Direct current
DCPM..... Direct current permanent magnet motor
IPMSM..... Interior permanent magnet synchronous motor
NA..... Not available
PM..... Permanent magnet
PMSM..... Permanent magnet synchronous motor
Sync..... Synchronous

HYBRID-ELECTRIC VEHICLES

Hybrids combine the best features of the internal combustion engine with an electric motor and can significantly improve fuel economy. They are primarily propelled by an internal combustion engine, just like conventional vehicles. However, they also use regenerative braking to convert energy normally wasted during coasting and braking into electricity. The recovered electricity is stored in a battery until needed by the electric motor. The electric motor assists the engine when accelerating or hill climbing and at low speeds, where internal combustion engines are least efficient.

Manufacturer Model Configuration (trans, eng size, cyl)	MPG		Annual Fuel Cost	GHG Rating	Battery Type
	Comb	City/Hwy			
TWO-SEATER CARS					
ACURA					
NSX Hybrid					
AM-S9, 3.5L, 6cyl	21	21/22	\$2,950	4	260V Li-Ion

KOENIGSEGG

Regera

A-1, 5.0L, 8cyl	11	11/11	\$5,650	1	700V Li-Ion
-----------------	----	-------	---------	---	-------------

SUBCOMPACT CARS

LEXUS

LC 500h

AV-S10, 3.5L, 6cyl	30	27/35	\$2,100	7	311V Li-Ion
--------------------	----	-------	---------	---	-------------

MERCEDES-BENZ

AMG E53 4matic Plus Convertible

A-9, 3.0L, 6cyl	23	20/26	\$2,700	5	48V Li-Ion
-----------------	----	-------	---------	---	------------

AMG E53 4matic Plus Coupe

A-9, 3.0L, 6cyl	23	21/28	\$2,700	5	48V Li-Ion
-----------------	----	-------	---------	---	------------

COMPACT CARS

LEXUS

UX 250h

AV-S6, 2.0L, 4cyl	42	43/41	\$1,150	9	216V Ni-MH
-------------------	----	-------	---------	---	------------

UX 250h AWD

AV-S6, 2.0L, 4cyl	39	41/38	\$1,250	9	216V Ni-MH
-------------------	----	-------	---------	---	------------

MERCEDES-BENZ

AMG CLS53 4matic Plus

A-9, 3.0L, 6cyl	23	21/27	\$2,700	5	48V Li-Ion
-----------------	----	-------	---------	---	------------

AMG GT 53 4matic Plus

A-9, 3.0L, 6cyl	21	19/24	\$2,950	4	48V Li-Ion
-----------------	----	-------	---------	---	------------

CLS450

A-9, 3.0L, 6cyl	26	24/31	\$2,400	5	48V Li-Ion
-----------------	----	-------	---------	---	------------

CLS450 4matic

A-9, 3.0L, 6cyl	26	23/30	\$2,400	5	48V Li-Ion
-----------------	----	-------	---------	---	------------

TOYOTA

Prius c

AV, 1.5L, 4cyl	46	48/43	\$1,050	10	144V Ni-MH
----------------	----	-------	---------	----	------------

MIDSIZE CARS

ACURA

RLX Hybrid

AM-S7, 3.5L, 6cyl	28	28/29	\$2,200	6	259V Li-Ion
-------------------	----	-------	---------	---	-------------

AUDI

A6 quattro

AM-S7, 2.0L, 4cyl	27	24/32	\$2,300	6	12V Li-Ion
-------------------	----	-------	---------	---	------------

AM-S7, 3.0L, 6cyl	25	22/29	\$2,500	5	48V Li-Ion
-------------------	----	-------	---------	---	------------

A7 quattro

AM-S7, 3.0L, 6cyl	25	22/29	\$2,500	5	48V Li-Ion
-------------------	----	-------	---------	---	------------

Note: Unlike plug-in hybrids, conventional hybrids cannot be plugged into an external source of electricity to be recharged or run on electricity for any substantial distance. Instead, gasoline and regenerative braking provide all of the vehicle's energy.

Annual fuel cost is estimated assuming 15,000 miles of travel each year (55% city and 45% highway) and a fuel cost of \$3.24 per gallon for regular unleaded gasoline or \$4.15 for premium gasoline.

Manufacturer Model Configuration (trans, eng size, cyl)	MPG		Annual Fuel Cost	GHG Rating	Battery Type
	Comb	City/Hwy			
S6					
S8, 3.0L, 6cyl	NA	NA	NA	NA	NA
S7					
S8, 3.0L, 6cyl	NA	NA	NA	NA	NA
S8					
S8, 4.0L, 6cyl	NA	NA	NA	NA	NA

BUICK

LaCrosse eAssist

A-S6, 2.5L, 4cyl	29	25/35	\$1,700	6	86V Li-Ion
------------------	----	-------	---------	---	------------

CHEVROLET

Malibu Hybrid

AV, 1.8L, 4cyl	46	49/43	\$1,050	10	300V Li-Ion
----------------	----	-------	---------	----	-------------

FORD

Fusion Hybrid FWD

AV, 2.0L, 4cyl	42	43/41	\$1,150	9	280V Li-Ion
----------------	----	-------	---------	---	-------------

Fusion Hybrid Taxi

AV, 2.0L, 4cyl	41	43/40	\$1,200	9	280V Li-Ion
----------------	----	-------	---------	---	-------------

HONDA

Insight

AV, 1.5L, 4cyl	52	55/49	\$950	10	222V Li-Ion
----------------	----	-------	-------	----	-------------

Insight Touring

AV, 1.5L, 4cyl	48	51/45	\$1,000	10	222V Li-Ion
----------------	----	-------	---------	----	-------------

HYUNDAI

Sonata Hybrid

AM-6, 2.0L, 4cyl	41	39/44	\$1,200	9	270V Li-Ion
------------------	----	-------	---------	---	-------------

Sonata Hybrid SE

AM-6, 2.0L, 4cyl	42	40/46	\$1,150	9	270V Li-Ion
------------------	----	-------	---------	---	-------------

KIA

Optima Hybrid

AM-6, 2.0L, 4cyl	41	39/45	\$1,200	9	270V Li-Ion
------------------	----	-------	---------	---	-------------

LEXUS

ES 300h

AV-S6, 2.5L, 4cyl	44	43/45	\$1,100	10	245V Ni-MH
-------------------	----	-------	---------	----	------------

LS 500h

AV-S10, 3.5L, 6cyl	28	25/33	\$2,200	6	311V Li-Ion
--------------------	----	-------	---------	---	-------------

LS 500h AWD

AV-S10, 3.5L, 6cyl	26	23/31	\$2,400	5	311V Li-Ion
--------------------	----	-------	---------	---	-------------

LINCOLN

MKZ Hybrid FWD

AV, 2.0L, 4cyl	41	42/39	\$1,200	9	280V Li-Ion
----------------	----	-------	---------	---	-------------

MERCEDES-BENZ

AMG E53 4matic Plus

A-9, 3.0L, 6cyl	24	21/28	\$2,600	5	48V Li-Ion
-----------------	----	-------	---------	---	------------

TOYOTA

Avalon Hybrid

AV-S6, 2.5L, 4cyl	43	43/43	\$1,150	9	245V Ni-MH
-------------------	----	-------	---------	---	------------

Manufacturer Model Configuration (trans, eng size, cyl)	MPG		Annual Fuel Cost	GHG Rating	Battery Type
	Comb	City/Hwy			
Avalon Hybrid XLE					
AV-S6, 2.5L, 4cyl	44	43/44	\$1,100	10	245V Ni-MH
Camry Hybrid LE					
AV-S6, 2.5L, 4cyl	52	51/53	\$950	10	259V Li-Ion
Camry Hybrid XLE/SE					
AV-S6, 2.5L, 4cyl	46	44/47	\$1,050	10	245V Ni-MH
Prius					
AV, 1.8L, 4cyl	52	54/50	\$950	10	207V Li-Ion
Prius AWD					
AV, 1.8L, 4cyl	50	52/48	\$950	10	202V Ni-MH
Prius Eco					
AV, 1.8L, 4cyl	56	58/53	\$850	10	207V Li-Ion

LARGE CARS

AUDI

A8 L

A-S8, 3.0L, 6cyl	22	19/27	\$2,850	4	48V Li-Ion
A-S8, 4.0L, 8cyl	18	15/23	\$3,450	3	48V Li-Ion

HONDA

Accord Hybrid

AV, 2.0L, 4cyl	48	48/48	\$1,000	10	259V Li-Ion
----------------	----	-------	---------	----	-------------

HYUNDAI

Ioniq

AM-6, 1.6L, 4cyl	55	55/54	\$900	10	240V Li-Ion
------------------	----	-------	-------	----	-------------

Ioniq Blue

AM-6, 1.6L, 4cyl	58	57/59	\$850	10	240V Li-Ion
------------------	----	-------	-------	----	-------------

SMALL STATION WAGONS

KIA

Niro

AM-6, 1.6L, 4cyl	49	51/46	\$1,000	10	240V Li-Ion
------------------	----	-------	---------	----	-------------

Niro FE

AM-6, 1.6L, 4cyl	50	52/49	\$950	10	240V Li-Ion
------------------	----	-------	-------	----	-------------

Niro Touring

AM-6, 1.6L, 4cyl	43	46/40	\$1,150	9	240V Li-Ion
------------------	----	-------	---------	---	-------------

MERCEDES-BENZ

AMG E 53 4MATIC (Station Wagon)

A-9, 3.0L, 6cyl	NA	NA	NA	NA	Li-Ion
-----------------	----	----	----	----	--------

STANDARD PICKUP TRUCKS 2WD

RAM

1500 2WD

A-8, 3.6L, 6cyl	22	20/25	\$2,200	4	48V Li-Ion
A-8, 5.7L, 8cyl	19	17/23	\$3,000	3	48V Li-Ion

1500 HFE 2WD

A-8, 3.6L, 6cyl	23	20/26	\$2,100	5	48V Li-Ion
-----------------	----	-------	---------	---	------------

STANDARD PICKUP TRUCKS 4WD

RAM

1500 4WD

A-8, 3.6L, 6cyl	21	19/24	\$2,300	4	48V Li-Ion
A-8, 5.7L, 8cyl	19	17/22	\$3,000	3	48V Li-Ion

Manufacturer Model Configuration (trans, eng size, cyl)	MPG		Annual Fuel Cost	GHG Rating	Battery Type
	Comb	City/Hwy			
SMALL SPORT UTILITY VEHICLES 2WD					
NISSAN					
Rogue Hybrid FWD					
AV-S7, 2.0L, 4cyl	34	33/35	\$1,450	8	202V Li-Ion
SMALL SPORT UTILITY VEHICLES 4WD					
ACURA					
MDX Hybrid AWD					
AM-S7, 3.0L, 6cyl	27	26/27	\$2,300	6	259V Li-Ion
JEEP					
Wrangler 4WD					
A-8, 2.0L, 4cyl	24	23/25	\$2,000	5	48V Li-Ion
Wrangler Unlimited 4WD					
A-8, 2.0L, 4cyl	22	22/24	\$2,200	4	48V Li-Ion

LEXUS

NX 300h AWD

AV-S6, 2.5L, 4cyl	31	33/30	\$1,550	7	245V Ni-MH
-------------------	----	-------	---------	---	------------

NISSAN

Rogue Hybrid AWD

AV-S7, 2.0L, 4cyl	33	31/34	\$1,450	8	202V Li-Ion
-------------------	----	-------	---------	---	-------------

TOYOTA

RAV4 Hybrid AWD

AV-S6, 2.5L, 4cyl	40	41/38	\$1,200	9	245V Ni-MH
-------------------	----	-------	---------	---	------------

STANDARD SPORT UTILITY VEHICLES 4WD

AUDI

Q8

A-S8, 3.0L, 6cyl	19	17/22	\$3,300	3	48V Li-Ion
------------------	----	-------	---------	---	------------

LAND ROVER

Range Rover Sport MHEV

A-S8, 3.0L, 6cyl	21	19/25	\$2,950	4	48V Li-Ion
------------------	----	-------	---------	---	------------

LEXUS

RX 450h AWD

AV-S6, 3.5L, 6cyl	30	31/28	\$2,100	7	288V Ni-MH
-------------------	----	-------	---------	---	------------

RX 450h L AWD

AV-S6, 3.5L, 6cyl	29	29/28	\$2,150	6	288V Ni-MH
-------------------	----	-------	---------	---	------------

TOYOTA

Highlander Hybrid AWD

AV-S6, 3.5L, 6cyl	28	29/27	\$1,750	6	288V Ni-MH
-------------------	----	-------	---------	---	------------

Highlander Hybrid AWD LE Plus

AV-S6, 3.5L, 6cyl	29	30/28	\$1,700	6	288V Ni-MH
-------------------	----	-------	---------	---	------------

ETHANOL FLEXIBLE FUEL VEHICLES

Ethanol flexible fuel vehicles (FFVs) are designed by the original manufacturer to operate on gasoline, E85, or any mixture of the two fuels. Annual fuel cost is estimated assuming 15,000 miles of travel each year (55% city and 45% highway) and an average fuel cost of \$2.96 per gallon for E85, \$3.24 per gallon for regular unleaded gasoline, and \$4.15 per gallon for premium unleaded gasoline. The price of ethanol is highly variable from region to region; it is typically lower in the Midwestern United States and higher in other areas. Also, the ethanol content of E85 can range from 51% to 83% and typically varies seasonally. Therefore,

Manufacturer Model Configuration (trans, eng size, cyl)	MPG		Annual Fuel Cost	GHG Rating	Fuel	Driving Range (miles)
	Comb	City/Hwy				

COMPACT CARS

MERCEDES-BENZ

CLA250 4matic

AM-7, 2.0L, 4cyl	27	24/32	\$2,300	6	PR	400
	20	17/24	\$2,200	6	E85	300

LARGE CARS

CHEVROLET

Impala

A-S6, 3.6L, 6cyl	22	18/28	\$2,200	4	Gas	409
	16	14/20	\$2,800	5	E85	298

CHRYSLER

300

A-8, 3.6L, 6cyl	23	19/30	\$2,100	5	Gas	426
	17	14/22	\$2,600	5	E85	314

300 AWD

A-8, 3.6L, 6cyl	21	18/27	\$2,300	4	Gas	388
	16	13/20	\$2,800	4	E85	296

DODGE

Charger

A-8, 3.6L, 6cyl	23	19/30	\$2,100	5	Gas	426
	17	14/22	\$2,600	5	E85	314

FORD

Taurus AWD FFV

A-S6, 3.5L, 6cyl	19	17/24	\$2,550	3	Gas	361
	15	13/18	\$2,950	4	E85	285

Taurus FWD FFV

A-S6, 3.5L, 6cyl	21	18/26	\$2,300	4	Gas	399
	15	13/19	\$2,950	4	E85	285

SMALL PICKUP TRUCKS 2WD

NISSAN

Frontier 2WD FFV

A-5, 4.0L, 6cyl	18	16/22	\$2,700	3	Gas	380
	13	11/16	\$3,400	3	E85	270

SMALL PICKUP TRUCKS 4WD

NISSAN

Frontier 4WD FFV

A-5, 4.0L, 6cyl	17	15/21	\$2,850	3	Gas	360
	12	11/14	\$3,700	3	E85	250

STANDARD PICKUP TRUCKS 2WD

CHEVROLET

Silverado C10 2WD

A-6, 5.3L, 8cyl	17	15/20	\$2,850	3	Gas	408/481
	13	11/15	\$3,400	3	E85	312/368

actual consumer experience may differ significantly from the annual fuel cost estimates presented here, which are based on fuel economy tests using E85.

Fuel economy and driving range values are shown for both gasoline and E85. When operating your FFV on mixtures of gasoline and E85, such as when alternating between using these fuels, your driving range and fuel economy values will likely be somewhere between those listed for the two fuels, depending on the actual percentages of gasoline and E85 in the tank.

Manufacturer Model Configuration (trans, eng size, cyl)	MPG		Annual Fuel Cost	GHG Rating	Fuel	Driving Range (miles)
	Comb	City/Hwy				

FORD

F150 2WD FFV BASE PAYLOAD LT

A-S6, 3.3L, 6cyl	21	19/24	\$2,300	4	Gas	502/567
	16	14/19	\$2,800	4	E85	382/432
A-S10, 5.0L, 8cyl	18	16/21	\$2,700	3	Gas	430/486
	13	12/17	\$3,400	3	E85	311/351

F150 5.0L 2WD FFV GVWR>7599 LBS

A-S10, 5.0L, 8cyl	17	15/20	\$2,850	3	Gas	406/459
	13	12/17	\$3,400	3	E85	311/351

F150 Pickup 2WD FFV

A-S6, 3.3L, 6cyl	22	19/25	\$2,200	4	Gas	526/594
	16	14/19	\$2,800	4	E85	382/432
A-S10, 5.0L, 8cyl	19	17/23	\$2,550	3	Gas	454/513
	13	12/17	\$3,400	3	E85	311/351

GMC

Sierra C10 2WD

A-6, 5.3L, 8cyl	17	15/20	\$2,850	3	Gas	408/481
	13	11/15	\$3,400	3	E85	312/368

RAM

1500 Classic 2WD

A-8, 3.6L, 6cyl	20	17/25	\$2,450	4	Gas	520/640
	14	12/17	\$3,150	4	E85	364/448

STANDARD PICKUP TRUCKS 4WD

CHEVROLET

Silverado K10 4WD

A-6, 5.3L, 8cyl	16	15/19	\$3,050	2	Gas	384/453
	12	11/14	\$3,700	3	E85	288/340

FORD

F150 4WD FFV BASE PAYLOAD LT

A-S6, 3.3L, 6cyl	19	17/22	\$2,550	3	Gas	454/513
	15	13/17	\$2,950	4	E85	358/405
A-S10, 5.0L, 8cyl	17	15/20	\$2,850	3	Gas	406/459
	13	12/15	\$3,400	3	E85	311/351

F150 5.0L 4WD FFV GVWR>7599 LBS

A-S10, 5.0L, 8cyl	16	14/19	\$3,050	2	Gas	382/432
	12	11/14	\$3,700	3	E85	287/324

F150 Pickup 4WD FFV

A-S6, 3.3L, 6cyl	20	18/23	\$2,450	4	Gas	478/540
	15	13/17	\$2,950	4	E85	358/405
A-S10, 5.0L, 8cyl	18	16/22	\$2,700	3	Gas	430/486
	13	12/15	\$3,400	3	E85	311/351

GMC

Sierra K10 4WD

A-6, 5.3L, 8cyl	16	15/19	\$3,050	2	Gas	384/453
	12	11/14	\$3,700	3	E85	288/340

Manufacturer Model Configuration (trans, eng size, cyl)	MPG		Annual Fuel Cost	GHG Rating	Fuel	Driving Range (miles)
	Comb	City/Hwy				

RAM

1500 Classic 4WD

A-8, 3.6L, 6cyl	19	16/23	\$2,550	3	Gas	494/608
	13	11/16	\$3,400	3	E85	338/416

TOYOTA

Tundra 4WD FFV

A-S6, 5.7L, 8cyl	15	13/17	\$3,250	2	Gas	396/570
	10	9/12	\$4,450	1	E85	264/380

VANS, PASSENGER TYPE

FORD

Transit T150 Wagon FFV

A-S6, 3.7L, 6cyl	15	14/18	\$3,250	2	Gas	376
	11	10/13	\$4,050	2	E85	276

SPECIAL PURPOSE VEHICLES 2WD

FORD

Transit Connect Van FFV

A-S8, 2.0L, 4cyl	25	24/27	\$1,950	5	Gas	395
	19	18/20	\$2,350	5	E85	300

Transit Connect Wagon LWB FFV

A-S8, 2.0L, 4cyl	26	24/29	\$1,850	5	Gas	411
	19	17/21	\$2,350	6	E85	300

MINIVANS 2WD

DODGE

Grand Caravan

A-6, 3.6L, 6cyl	20	17/25	\$2,450	4	Gas	400
	14	12/18	\$3,150	4	E85	280

SMALL SPORT UTILITY VEHICLES 2WD

DODGE

Journey

A-6, 3.6L, 6cyl	19	17/25	\$2,550	3	Gas	390
	14	12/18	\$3,150	4	E85	287

FORD

Escape FWD FFV

A-S6, 2.5L, 4cyl	24	21/29	\$2,000	5	Gas	389
	18	15/22	\$2,450	5	E85	292

SMALL SPORT UTILITY VEHICLES 4WD

MERCEDES-BENZ

GLA250 4matic

AM-7, 2.0L, 4cyl	26	23/31	\$2,400	5	PR	380
	19	17/23	\$2,350	5	E85	280

Manufacturer Model Configuration (trans, eng size, cyl)	MPG		Annual Fuel Cost	GHG Rating	Fuel	Driving Range (miles)
	Comb	City/Hwy				

STANDARD SPORT UTILITY VEHICLES 2WD

CHEVROLET

Suburban C1500 2WD

A-6, 5.3L, 8cyl	18	15/22	\$2,700	3	Gas	572
	13	11/17	\$3,400	3	E85	413

Tahoe C1500 2WD

A-6, 5.3L, 8cyl	18	15/22	\$2,700	3	Gas	459
	13	11/17	\$3,400	3	E85	332

FORD

Explorer 2WD FFV

A-S6, 3.5L, 6cyl	20	17/24	\$2,450	4	Gas	372
	15	13/18	\$2,950	4	E85	279

GMC

Yukon C1500 2WD

A-6, 5.3L, 8cyl	18	15/22	\$2,700	3	Gas	459
	13	11/17	\$3,400	3	E85	332

Yukon C1500 XL 2WD

A-6, 5.3L, 8cyl	18	15/22	\$2,700	3	Gas	572
	13	11/17	\$3,400	3	E85	413

STANDARD SPORT UTILITY VEHICLES 4WD

CHEVROLET

Suburban K1500 4WD

A-6, 5.3L, 8cyl	16	14/21	\$3,050	2	Gas	509
	12	11/16	\$3,700	3	E85	382

Tahoe K1500 4WD

A-6, 5.3L, 8cyl	17	15/21	\$2,850	3	Gas	434
	13	11/16	\$3,400	3	E85	332

FORD

Explorer AWD FFV

A-S6, 3.5L, 6cyl	18	16/22	\$2,700	3	Gas	335
	14	12/16	\$3,150	3	E85	260

GMC

Yukon K1500 4WD

A-6, 5.3L, 8cyl	17	15/21	\$2,850	3	Gas	434
	13	11/16	\$3,400	3	E85	332

Yukon K1500 XL 4WD

A-6, 5.3L, 8cyl	16	14/21	\$3,050	2	Gas	509
	12	11/16	\$3,700	3	E85	382

INDEX

	Interior Volume (cu.ft.) Passenger / Cargo					Interior Volume (cu.ft.) Passenger / Cargo					Interior Volume (cu.ft.) Passenger / Cargo														
	2dr	4dr	Hatch	Pg		2dr	4dr	Hatch	Pg		2dr	4dr	Hatch	Pg											
ACURA																									
ILX		89/12		12																					
MDX AWD				27																					
MDX AWD A-SPEC				27																					
MDX FWD				26																					
MDX Hybrid AWD				27,43																					
NSX Hybrid				7,42																					
RDX AWD				27																					
RDX AWD A-SPEC				27																					
RDX FWD				26																					
RDX FWD A-SPEC				26																					
RLX		102/15		15																					
RLX Hybrid		102/15		15,42																					
TLX AWD		93/14		12																					
TLX AWD A-SPEC		93/14		12																					
TLX FWD		94/14		12																					
TLX FWD A-SPEC		93/14		12																					
ALFA ROMEO																									
4C				7																					
Giulia		100/12		15																					
Giulia AWD		100/12		15																					
Stelvio				26																					
Stelvio AWD				27																					
ASTON MARTIN																									
DB11 V12	72/9			9																					
DB11 V8	72/9			9																					
DBS	72/9			9																					
Rapide S		83/14		10																					
Vanquish S	78/5			9																					
Vantage V8				7																					
AUDI																									
A3		86/12		10																					
A3 Cabriolet	79/10			10																					
A3 Cabriolet quattro	79/10			10																					
A3 quattro		86/10		10																					
A4		92/13		12																					
A4 allroad quattro		90/28		21																					
A4 quattro		92/13		12																					
A5 Cabriolet quattro	81/10			10																					
A5 quattro	84/12			10																					
A5 Sportback quattro			91/22	15																					
A6 quattro		99/14		15,42																					
A7 quattro			95/25	15,42																					
A8 L		111/13		19,43																					
A8 L PHEV				40																					
e-tron				31,37																					
Q3 quattro				12																					
Q5				27																					
Q5 e-tron				41																					
Q7				31																					
Q8				31,43																					
RS 3		86/10		10																					
RS 5	84/13			10																					
RS 5 Sportback			91/22	15																					
S3		86/10		10																					
S4		90/13		12																					
S5	84/13			10																					
S5 Cabriolet	81/10			10																					
S5 Sportback	91/22		91/22	15																					
S6				42																					
S7				42																					
S8				42																					
SQ5				27																					
TT Coupe quattro	74/13			10																					
TT Roadster quattro				7																					
TT RS	74/13			10																					
TTS Coupe	74/13			10																					
BENTLEY																									
Bentayga				31																					
Bentayga PHEV				41																					
Continental GT PHEV				38																					
Mulsanne		101/11		15																					
BMW																									
230i Convertible	82/10			10																					
230i Coupe	89/10			10																					
230i xDrive				10																					
Convertible	82/10			10																					
230i xDrive Coupe	89/10			10																					
330i			94/13	12																					
330i xDrive			94/13	12																					
330i xDrive Gran Turismo			102/25	19																					
330i xDrive Sports Wagon			97/28	21																					
340i xDrive Gran Turismo			102/25	19																					
430i Convertible	90/9			10																					
430i Coupe	90/11			12																					
430i Gran Coupe			92/12	12																					
430i xDrive				10																					

INDEX

	Interior Volume (cu.ft.) Passenger / Cargo			
	2dr	4dr	Hatch	Pg
ATS-V		91/10		13
CT6		110/15		19
CT6 AWD		110/15		19
CTS		97/13		15
CTS AWD		97/13		15
CTS-V		97/13		15
Escalade 2WD				30
Escalade 4WD				31
XT4 AWD		101/22		28
XT4 FWD		101/22		26
XT5				26
XT5 AWD				28
XTS		104/18		19
XTS AWD		104/18		19
XTS Hearse				25
XTS Limo		104/18		25

CHEVROLET

Blazer AWD				28
Blazer FWD				26
Bolt EV		94/17		6,21,37
C10 Silverado				34
Camaro		77/8		11
Colorado 2WD				6,22,34
Colorado 4WD				22,34
Colorado Cab Chassis 2WD				25
Colorado ZR2 4WD				22,34
Corvette				7
Corvette Z06				7
Corvette ZR1				7
Cruze		94/10		13,34
Cruze Hatchback			95/19	15,34
Cruze Premier		94/10		13
Cruze Premier Hatchback			95/19	15
Equinox AWD		103/30		28,34
Equinox FWD		103/30		26,34
Impala		105/19		44
K10 Silverado				34
Malibu		100/13		15
Malibu Hybrid		100/13		15,42
Silverado C10 2WD				23,44
Silverado C10 Cab Chassis 2WD				25
Silverado C10 XFE 2WD				23
Silverado K10 4WD				24
Silverado K10 4WD TrailBoss				24
Silverado K10 Cab Chassis 4WD				25
Silverado LD C15 2WD				23
Silverado LD K15 4WD				24
Sonic		91/12		13
Sonic 5		91/19		21
Spark		86/11		6,11
Spark ACTIV		86/11		6,11
Suburban C1500 2WD				30,45
Suburban K1500 4WD				31,45
Tahoe C1500 2WD				30,45
Tahoe K1500 4WD				31,45
Traverse AWD				31
Traverse FWD				30
Trax				26
Trax AWD				28
Volt			90/19	13,39

CHRYSLER

300		106/16		19,44
-----	--	--------	--	-------

	Interior Volume (cu.ft.) Passenger / Cargo			
	2dr	4dr	Hatch	Pg
300 AWD		106/16		19,44
Pacifica				6,25
Pacifica Hybrid				6,25,40

DODGE

Challenger		94/16		16
Challenger GT		94/16		16
Challenger SRT		94/16		16
Charger		105/16		19,44
Charger AWD		105/16		19
Charger SRT		105/16		19
Durango AWD				31
Durango RWD				30
Durango SRT AWD				31
Grand Caravan				25,45
Journey				26,45
Journey AWD				28

FERRARI

488 GTB				7
488 Pista				7
488 Pista Spider				7
488 Spider				7
812 Superfast				7
GTC4Lusso			69/7	9
GTC4Lusso T			69/7	9
Portofino		75/5		9

FIAT

124 Spider				6,7
500			76/7	9
500 Abarth			76/7	9
500 L		99/22		21
500e			72/7	6,9,36
500X AWD				28

FORD

EcoSport AWD				28
EcoSport FWD				26
Edge AWD				28
Edge FWD				26
Escape AWD				28
Escape FWD				26
Escape FWD FFV				26,45
Expedition 2WD				30
Expedition 4WD				31
Expedition MAX 2WD				30
Expedition MAX 4WD				31
Explorer 2WD FFV				30,45
Explorer AWD				31
Explorer AWD FFV				31,45
Explorer FWD				30
F150 2.7L 2WD GVWR>6649 LBS				23
F150 2.7L 4WD GVWR>6799 LBS				24
F150 2WD BASE PAYLOAD LT TIRE				23,34
F150 2WD FFV BASE PAYLOAD LT				23,44
F150 3.5L 2WD GVWR>7599 LBS				23
F150 3.5L 4WD GVWR>7599 LBS				24
F150 4WD BASE PAYLOAD LT TIRE				24,34
F150 4WD FFV BASE PAYLOAD LT				24,44
F150 5.0L 2WD FFV GVWR>7599 LBS				23,44
F150 5.0L 4WD FFV GVWR>7599 LBS				24,44
F150 Pickup 2WD				6,23,34
F150 Pickup 2WD FFV				23,44

	Interior Volume (cu.ft.) Passenger / Cargo			
	2dr	4dr	Hatch	Pg
F150 Pickup 2WD Limited				23
F150 Pickup 4WD				24,34
F150 Pickup 4WD FFV				24,44
F150 Pickup 4WD Limited				24
F150 Pickup 4WD XL/XLT				24,34
F150 RAPTOR 4WD				24
Fiesta FWD		85/13	85/15	11
Fiesta ST FWD			85/15	13
Flex AWD				31
Flex FWD				30
Fusion AWD		103/16		16
Fusion Energi Plug-in				
Hybrid		103/8		16,39
Fusion FWD		103/16		16
Fusion Hybrid FWD		103/12		16,42
Fusion Hybrid Taxi		103/16		16,42
Fusion Special Service Vehicle PHEV		103/8		16,39
GT		43/0		7
Mustang		83/13		11
Mustang Bullitt		83/14		11
Mustang Convertible		80/11		11
Mustang Performance				
Package		83/14		11
Ranger 2WD				23
Ranger 2WD Incomplete				25
Ranger 4WD				24
Shelby GT350				
Mustang		82/12		11
Taurus AWD		102/20		19
Taurus AWD FFV		102/20		19,44
Taurus FWD		102/20		19
Taurus FWD FFV		102/20		19,44
Transit Connect USPS				25
Transit Connect Van 2WD				25
Transit Connect Van FFV				25,45
Transit Connect Wagon LWB FFV				25,45
Transit Connect Wagon LWB FWD				25
Transit T150 Wagon				24
Transit T150 Wagon FFV				25,45

GENESIS

G70 AWD		94/10		13
G70 RWD		94/10		13
G80 AWD		108/15		19
G80 RWD		108/15		19
G90 AWD		113/16		19
G90 RWD		113/16		19

GMC

Acadia AWD				31
Acadia FWD				30
C10 Sierra				34
Canyon 2WD				6,22,34
Canyon 4WD				23,34
Canyon Cab Chassis 2WD				25
K10 Sierra				34
Sierra C10 2WD				23,44
Sierra C10 Cab Chassis 2WD				25
Sierra C10 XFE 2WD				23
Sierra K10 4WD				24,44
Sierra K10 4WD AT4				24
Sierra K10 Cab Chassis 4WD				25
Sierra LTD C15 2WD				23

INDEX

Interior Volume (cu.ft.) Passenger / Cargo				Interior Volume (cu.ft.) Passenger / Cargo				Interior Volume (cu.ft.) Passenger / Cargo						
	2dr	4dr	Hatch	Pg		2dr	4dr	Hatch	Pg		2dr	4dr	Hatch	Pg
ES 350 F Sport		100/13		17	Levante				32	AMG GLE43 4matic				32
GS 300		99/14		17	Levante GTS				32	AMG GLE43 4matic Coupe				32
GS 300 F Sport		99/14		17	Levante S				32	AMG GLE63				32
GS 350		99/14		17	Levante Trofeo				32	AMG GLE63 S				32
GS 350 AWD		100/14		17	Quattroporte S		114/19		20	AMG GLE63 S Coupe				32
GS 350 F Sport		99/14		17	Quattroporte SQ4 V6		114/19		20	AMG GLS63				32
GS F		91/14		13	Quattroporte V8		114/19		20	AMG GT 53 4matic Plus	96/13			14,42
GX 460				32	MAZDA					AMG GT 63 4matic Plus	96/13			14
IS 300		90/11		13	2			87/16	14	AMG GT 63 S 4matic Plus	96/13			14
IS 300 AWD		90/11		13	3 4-Door 2WD		93/13		14	AMG GT C Coupe				8
IS 350		90/11		13	3 4-Door 4WD		93/13		14	AMG GT C Roadster				8
IS 350 AWD		90/11		14	3 5-Door 2WD			93/20	17	AMG GT Coupe				8
LC 500	86/5			11	3 5-Door 4WD			93/20	17	AMG GT Roadster				8
LC 500h	86/5			11,42	6				17,34	AMG GT S Coupe				8
LS 500	99/13			17	CX-3 2WD			88/16	14	AMG S63 4matic	112/12			20
LS 500 AWD	99/13			17	CX-3 4WD			88/16	14	AMG S63 4matic Convertible	88/7			11
LS 500h	99/12			17,42	CX-5 2WD				27,34	AMG S63 4matic Coupe	90/10			14
LS 500h AWD	99/12			17,42	CX-5 4WD				29,35	AMG S65	112/12			20
LX 570				32	CX-9 2WD				27	AMG S65 Convertible	88/7			12
NX 300				27	CX-9 4WD				29	AMG S65 Coupe	91/10			14
NX 300 AWD				29	MX-5				6,8	AMG SL63				8
NX 300 AWD F Sport				29	MCLAREN AUTOMOTIVE					AMG SLC43				8
NX 300h AWD				29,43	570GT				8	C300		90/13		14
RC 300	84/10			11	570S Coupe				8	C300 4matic		90/13		14
RC 300 AWD	84/10			11	570S Spider				8	C300 4matic Convertible	81/9			12
RC 350	84/10			11	600LT Coupe				8	C300 4matic Coupe	79/10			12
RC 350 AWD	84/10			11	720S Coupe				8	C300 Convertible	81/9			12
RC F	79/10			11	720S Spider				8	C300 Coupe	79/10			12
RX 350				27	Senna				8	CLA250		88/13		14
RX 350 AWD				29	MERCEDES-BENZ					CLA250 4matic		88/13		14,44
RX 350 L				27	A220		91/9		11	CLS450		93/12		14,42
RX 350 L AWD				29	A220 4matic		91/9		11	CLS450 4matic		93/12		14,42
RX 450h AWD				6,32,43	AMG C43 4matic		90/13		14	E300		98/13		17
RX 450h L AWD				32,43	AMG C43 4matic Convertible	81/9			11	E300 4matic		98/13		17
UX 200			90/22	17	AMG C43 4matic Coupe	79/10			11	E450 4matic		98/13		17
UX 250h			90/17	14,42	AMG C63		92/13		14	E450 4matic (station wagon)		98/35		22
UX 250h AWD			90/17	14,42	AMG C63 Convertible	81/9			11	E450 4matic				32
LINCOLN					AMG C63 Coupe	79/11			11	E450 Convertible	87/9			12
Continental AWD		106/16		20	AMG C63 S		92/13		14	E450 Coupe	89/10			12
Continental FWD		106/16		20	AMG C63 S Convertible	81/9			11	G550				32
Continental Coach		111/17		20	AMG C63 S Coupe	79/11			11	GLA250				27
MKC AWD				29	AMG CLA45 4matic	88/13			14	GLA250 4matic				29,45
MKC FWD				27	AMG CLS53 4matic Plus	93/12			14,42	GLC300				27
MKT AWD				32	AMG E 53 4MATIC (Station Wagon)		97/13		17,42	GLC300 4matic				29
MKT FWD				31	AMG E53 4matic Plus		97/13		17,42	GLC300 4matic Coupe				29
MKT Hearse AWD				25	AMG E53 4matic Plus Convertible	87/9			11,42	GLC350e 4matic				29,41
MKT Limo AWD				25	AMG E53 4matic Plus Coupe	89/10			11,42	GLE400 4matic				32
MKT Livery AWD				25	AMG E63 S 4matic		98/13		17	GLS450 4matic				32
MKZ AWD		99/16		17	AMG E63 S 4matic (wagon)		98/35		22	GLS550 4matic				32
MKZ FWD		99/16		17	AMG G63				32	Maybach S560 4matic	120/12			20
MKZ Hybrid FWD		99/12		17,42	AMG GLA45 4matic		91/42		22	Maybach S650	120/10			20
Nautilus AWD				29	AMG GLC43 4matic				29	Metris (Cargo Van)				25
Nautilus FWD				27	AMG GLC43 4matic Coupe				29	Metris (Cargo Van, LWB)				25
Navigator 2WD				31	AMG GLC63 4matic				29	Metris (Passenger Van)				25
Navigator 4WD				32	AMG GLC63 4matic Coupe				29	S 560e				40
Navigator L 2WD				31	AMG GLC63 4matic Coupe				29	S450		112/12		20
MASERATI					AMG GLC63 S 4matic Coupe				29	S450 4matic		112/12		20
Ghibli S RWD		108/10		17						S560		112/12		20
Ghibli V6 RWD		108/10		17										
Ghibli V6 SQ4 AWD		108/10		17										
GranTurismo														
Convertible	85/5			11										

INDEX

Interior Volume (cu.ft.) Passenger / Cargo				Interior Volume (cu.ft.) Passenger / Cargo				Interior Volume (cu.ft.) Passenger / Cargo						
	2dr	4dr	Hatch	Pg		2dr	4dr	Hatch	Pg		2dr	4dr	Hatch	Pg
S560 4matic		112/12		20	NV200 Cargo Van				25	Panamera		108/16		20
S560 4matic Coupe	90/10			14	NV200 NYC Taxi				25	Panamera 4		108/16		20
S560 Convertible	88/7			12	Pathfinder 2WD				27	Panamera 4 e-Hybrid		108/16		20,40
S560e		112/9		20,40	Pathfinder 4WD				30	Panamera 4 e-Hybrid Executive		108/16		20,40
SL450				8	Pathfinder 4WD Platinum				30	Panamera 4 e-Hybrid ST		108/16		20,40
SL550				8	Rogue AWD				30	Panamera 4 Executive		108/16		20
SLC300				8	Rogue FWD				27	Panamera 4 ST		108/16		20
MINI					Rogue Hybrid AWD				30,43	Panamera 4S		108/16		21
Cooper Clubman			92/18	17	Rogue Hybrid FWD				27,43	Panamera 4S Executive		108/16		21
Cooper Clubman All4			92/18	17	Rogue Sport		96/20		22	Panamera 4S ST		108/16		21
Cooper Convertible	76/5			6,9	Rogue Sport AWD		96/20		22	Panamera GTS		108/16		21
Cooper Countryman			97/18	17	Sentra		96/15		18	Panamera GTS ST		108/16		21
Cooper Countryman All4			97/18	17	Sentra Nismo		96/15		18	Panamera Turbo		108/16		21
Cooper Hardtop 2 door			80/9	12	Titan 2WD				23	Panamera Turbo Executive		108/16		21
Cooper Hardtop 4 door			84/9	12	Titan 4WD				24	Panamera Turbo S e-Hybrid		108/16		21,40
Cooper S Clubman			92/18	17	Titan 4WD PRO4X				24	Panamera Turbo S e-Hybrid Executive		108/16		21,40
Cooper S Clubman All4			92/18	17	Versa		90/15	94/19	14	Panamera Turbo S e-Hybrid ST		108/16		21,40
Cooper S Convertible	76/5			9	PORSCHE					Panamera Turbo ST		108/16		21
Cooper S Countryman			97/18	17	911 Carrera		70/5		9	Panamera Turbo ST		108/16		21
Cooper S Countryman All4			97/18	17	911 Carrera 4		70/5		9	RAM				
Cooper S Hardtop 2 door			80/9	12	911 Carrera 4 Cabriolet		68/5		9	1500 2WD				23,43
Cooper S Hardtop 4 door			84/9	12	911 Carrera 4 GTS		70/5		9	1500 4WD				24,43
Cooper SE Countryman All4			95/17	17,39	911 Carrera 4 GTS Cabriolet		68/5		9	1500 Classic 2WD				23,34,44
JCW Countryman All4			97/18	17	911 Carrera 4S		70/5		9	1500 Classic 4WD				24,34,45
John Cooper Works Clubman All4			92/18	18	911 Carrera 4S Cabriolet		68/5		9	1500 HFE 2WD				23,43
John Cooper Works Convertible	76/5			9	911 Carrera Cabriolet		68/5		9	Promaster City				25
John Cooper Works Hardtop			80/9	12	911 Carrera Cabriolet		68/5		9	ROLLS-ROYCE				
MITSUBISHI					911 Carrera GTS		70/5		9	Cullinan		112/21		22
Eclipse Cross 2WD				27	911 Carrera GTS Cabriolet		68/5		9	Dawn		100/9		14
Eclipse Cross 4WD				29	911 Carrera S		70/5		9	Ghost		111/14		21
Eclipse Cross ES 2WD				27	911 Carrera S Cabriolet		68/5		9	Ghost EWB		117/14		21
Eclipse Cross ES 4WD				29	911 Carrera T		70/5		9	Phantom		116/15		21
Mirage	86/17	86/17		14	911 GT2 RS				8	Phantom EWB		127/15		21
Mirage G4	89/12			14	911 GT3				8	Wraith		99/13		18
Outlander 2WD				27	911 GT3 RS				8	ROUSH PERFORMANCE				
Outlander 4WD				29	911 GT3 Touring				8	F150 Pickup 2WD				23
Outlander PHEV				29,41	911 Speedster				8	F150 Pickup 4WD				24
Outlander Sport 2WD				27	911 Targa 4		70/5		9	Stage 3 Mustang		82/12		12
Outlander Sport 4WD				29	911 Targa 4 GTS		70/5		9	RUF AUTOMOBILE				
NISSAN					911 Targa 4S		70/5		10	RUFTURBO12/CTR3/CTR2017				9
370Z				8	911 Turbo		70/5		10	SMART				
370Z Roadster				8	911 Turbo Cabriolet		68/5		10	EQ fortwo (convertible)				9,36
Altima		101/15		18	911 Turbo S		70/5		10	EQ fortwo (coupe)				6,9,36
Altima AWD		101/15		18	911 Turbo S Cabriolet		70/5		10	STI				
Altima AWD SR/Platinum		101/15		18	911 Turbo S Exclusive Cabriolet		70/5		10	S209		97/12		14
Altima SR/Platinum		101/15		18	Boxster				8	SUBARU				
Armada 2WD				31	Boxster GTS				8	Ascent				33
Armada 4WD				33	Boxster S				8	Ascent Limited/Touring				33
Frontier 2WD				22	Cayenne				33	BRZ		77/7		10
Frontier 2WD FFV				22,44	Cayenne e-Hybrid				33,41	Crosstrek AWD				30
Frontier 4WD				23	Cayenne S				33	Crosstrek Hybrid AWD				30,41
Frontier 4WD FFV				23,44	Cayenne Turbo				33	Forester AWD				30
GT-R	79/9			12	Cayman				9	Impreza 4-Door		100/12		18
Kicks			94/25	18	Cayman GTS				9	Impreza 5-Door		101/21		22
Leaf (40 kW-hr battery pack)	92/24			18,36	Cayman S				9	Impreza Sport 4-Door		100/12		18
Leaf (62 kW-hr battery pack)			92/24	18,36	Macan				30	Impreza Sport 5-Door		101/21		22
Leaf SV/SL (62 kW-hr battery pack)	92/24			18,36	Macan S				30					
Maxima		98/14		18										
Murano AWD		108/28		22										
Murano FWD		108/28		22										

INDEX

	Interior Volume (cu.ft.) Passenger / Cargo			
	2dr	4dr	Hatch	Pg
Legacy AWD		105/15		18
Outback AWD				30
WRX		97/12		14
TESLA				
Model 3 AWD - Variant A				36
Model 3 AWD - Variant B				36
Model 3 Long Range		97/15		18,36
Model 3 Long Range AWD		97/15		18,36
Model 3 Long Range AWD Performance		97/15		18,36
Model 3 Mid Range		97/15		18,36
Model 3 Standard Range		97/15		18,36
Model 3 Standard Range Plus		97/15		18,36
Model S 100D			94/26	21,37
Model S 75D			94/26	21,37
Model S Long Range			94/26	6,21,37
Model S P100D			94/26	21,37
Model S Performance (19in Wheels)			94/26	21,37
Model S Performance (21in Wheels)			94/26	21,37
Model S Standard Range			94/26	21,37
Model X 100D				33,37
Model X 75D				33,37
Model X Long Range				6,33,37
Model X P100D				33,37
Model X Performance (22in Wheels)				33,37
TOYOTA				
4Runner 2WD				31
4Runner 4WD				33
86		77/7		10
Avalon		103/16		18
Avalon Hybrid		103/16		18,42
Avalon Hybrid XLE		103/16		18,43
Avalon XLE		103/16		18
C-HR			84/19	14
Camry		100/14		18
Camry Hybrid LE		100/15		18,43
Camry Hybrid XLE/SE		100/15		18,43
Camry LE/SE		100/14		18
Camry XLE/XSE		100/14		18
Camry XSE		100/14		18
Corolla		98/13		18
Corolla Hatchback			85/18	14
Corolla Hatchback XSE			85/18	14
Corolla LE Eco		98/13		18
Highlander				27
Highlander AWD				33
Highlander AWD LE				33
Highlander Hybrid AWD				33,43
Highlander Hybrid AWD LE Plus				33,43
Highlander LE/XLE/SE/LTD				27
Land Cruiser Wagon 4WD				33
Mirai				12,35
Prius			91/27	18,43
Prius AWD			91/27	18,43
Prius c			87/17	6,14,42
Prius Eco			91/27	6,18,43
Prius Prime			91/20	18,39
RAV4				27
RAV4 AWD				30
RAV4 Hybrid AWD				6,30,43
Sequoia 2WD				31

	Interior Volume (cu.ft.) Passenger / Cargo			
	2dr	4dr	Hatch	Pg
Sequoia 4WD				33
Sienna 2WD				6,25
Sienna AWD				25
Tacoma 2WD				22
Tacoma 4WD				23
Tacoma 4WD Double Cab Off-Road				23
Tacoma 4WD TRD PRO				23
Tundra 2WD				23
Tundra 4WD				24
Tundra 4WD FFV				24,45
Yaris		86/13	85/16	14
VOLKSWAGEN				
Arteon		96/27		21
Arteon 4motion		96/27		21
Atlas				27
Atlas 4motion				33
Beetle			85/15	14
Beetle Convertible	81/7			12
e-Golf			91/17	6,14,36
Golf			93/16	14
Golf Alltrack		94/30		22
Golf R			93/16	15
Golf SportWagen		94/30		22
Golf SportWagen 4motion		94/30		22
GTI			93/16	15
Jetta		94/14		15
Jetta GLI		94/14		15
Passat		102/16		18
Tiguan				27
Tiguan 4motion				30
VOLVO				
S60 AWD		96/12		15
S60 AWD PHEV		96/12		15,39
S60 FWD		96/12		15
S90 AWD		102/14		18
S90 AWD PHEV		102/14		18,39
S90 FWD		102/14		19
V60 AWD		93/29		22
V60 CC AWD		92/28		22
V60 FWD		94/29		22
V90 AWD		98/34		22
V90 CC AWD		98/34		22
V90 FWD		98/34		6,22
XC40 AWD		98/25		30
XC40 FWD		98/25		27
XC60 AWD		103/30		30
XC60 AWD PHEV		103/30		30,41
XC60 FWD		103/30		27
XC90 AWD		104/47		33
XC90 AWD PHEV		104/47		33,41
XC90 FWD		104/47		31

NOTES

NOTES

GETTING TO KNOW THE FUEL ECONOMY AND ENVIRONMENT LABEL

The diagram below shows a sample label for a gasoline vehicle. Slightly different designs are used for flexible-fuel vehicles, electric vehicles, and plug-in hybrids. For more in-depth descriptions of label information for all vehicle types, visit [fueleconomy.gov](https://www.fueleconomy.gov).

