

Save fuel. \$ave money.

Model Year
2021

Fuel Economy Guide



Find-A-Car App



Download on the
App Store



GET IT ON
Google Play

fueleconomy.gov




U.S. DEPARTMENT OF
ENERGY
DOE/EE-0778

U.S. Department of Energy
Office of Energy Efficiency and Renewable Energy
U.S. Environmental Protection Agency



UPDATED: September 12, 2024

USING THE FUEL ECONOMY GUIDE



CONTENTS

i	Using the <i>Fuel Economy Guide</i>
1	How the <i>Guide</i> is Organized
1	Why Some Vehicles Are Not Listed
1	Vehicle Classes Used in this Guide
2	Understanding the <i>Guide</i> Listings
3	Tax Incentives and Disincentives
3	Fuel Economy Saves You Money
4	Fueling Options
5	Alternative Fueling Station Locator
6	Improve Your Fuel Economy
7	Advanced Vehicle Technologies
8	Annual Fuel Cost Ranges for Vehicle Classes
9	Most Efficient Vehicles
10	2021 Model Year Vehicles
37	Diesel Vehicles
39	All-Electric Vehicles
42	Fuel Cell Vehicles
43	Plug-In Hybrid Electric Vehicles
49	Ethanol Flexible Fuel Vehicles

The U.S. Environmental Protection Agency (EPA) and U.S. Department of Energy (DOE) produce the *Fuel Economy Guide* to help car buyers choose the most fuel-efficient vehicle that meets their needs. The *Guide* is available on the Web at fuelconomy.gov.

Fuel Economy Estimates

The purpose of EPA's fuel economy estimates is to provide a reliable basis for comparing vehicles.

Most vehicles in this guide (other than plug-in hybrids) have three fuel economy estimates:

- A "city" estimate that represents urban driving, in which a vehicle is started in the morning (after being parked all night) and driven in stop-and-go traffic
- A "highway" estimate that represents a mixture of rural and interstate highway driving in a warmed-up vehicle, typical of longer trips in free-flowing traffic
- A "combined" estimate that represents a combination of city driving (55%) and highway driving (45%)

Estimates for all vehicles are based on laboratory testing under standardized conditions to allow for fair comparisons.

Flexible fuel vehicles (FFVs), which can use gasoline and E85, have estimates for both fuels. Plug-in hybrid electric vehicles (PHEVs) have estimates for (1) electric-only or blended electric and gasoline operation and (2) gasoline-only operation. PHEVs are discussed in more detail on page 43. For answers to frequently asked questions about fuel economy estimates, visit fuelconomy.gov.

Annual Fuel Cost Estimates

This guide provides annual fuel cost estimates, rounded to the nearest \$50, for each vehicle. The estimates are based on the assumptions that you travel 15,000 miles per year (55% under city driving conditions and 45% under highway conditions) and that fuel costs \$3.24/gallon for regular unleaded gasoline, \$3.79/gallon for mid-grade unleaded gasoline, and \$4.15/gallon for premium. Cost-per-gallon assumptions for vehicles that use other fuel types are discussed at the beginning of those vehicle sections.

Visit fuelconomy.gov to personalize fuel costs based on current fuel prices and your driving habits.

Your Fuel Economy Will Vary

EPA's fuel economy values are good estimates of the fuel economy a typical driver will achieve under average driving conditions and provide a good basis to compare one vehicle to another. Still, your fuel economy may be slightly higher or lower than EPA's estimates. Fuel economy varies, sometimes significantly, based on driving conditions, driving style, and other factors.

To ensure that estimates are consistent across different makes and models, the EPA estimates are based on a standardized, repeatable testing procedure. These tests model an "average" driver's environment and behavior based on real-world conditions, such as stop-and-go traffic.

However, it is impossible for a single test to predict fuel economy precisely for all drivers in all environments. For example, the following factors can lower your vehicle's fuel economy:

- Aggressive driving (speeding and hard acceleration and hard braking)
- Excessive idling, accelerating, and braking in stop-and-go traffic
- Cold weather (engines are more efficient when warmed up). The impact is greater for short trips.
- Driving with a heavy load or with the air conditioner running
- Improperly tuned engine or under-inflated tires
- Driving on mountainous or hilly terrain
- High-performance or snow tires
- Use of remote starters

In addition, small variations in vehicle manufacturing can cause fuel economy variations in the same make and model, and some vehicles don't attain maximum fuel economy until they are "broken in" (around 3,000–5,000 miles).

With fuel-efficient driving techniques, drivers may also achieve better fuel economy than the EPA estimates. See "Improve Your Fuel Economy" on page 6 for tips on maximizing your fuel economy.

The EPA ratings are a useful tool for comparing vehicles because they are always done in precisely the same way under the same set of conditions. However, they may not accurately predict the fuel economy you will get. This is also true for annual fuel cost estimates. For more information on fuel economy ratings and factors that affect fuel economy, visit fuelconomy.gov.



HOW THE *GUIDE* IS ORGANIZED

Fuel economy estimates for all vehicles begin with the "2021 Model Year Vehicles" section on page 10. Vehicles are organized by EPA vehicle class and, for trucks and vans, drive type (two- or four-wheel drive).

Additional sections are dedicated to specific vehicle technology or fuel types for consumers looking for advanced vehicles or alternatives to gasoline vehicles—diesels, plug-in hybrids, all-electric vehicles, flex-fuel vehicles, and fuel cell vehicles.

WHY SOME VEHICLES ARE NOT LISTED

Light-duty fuel economy regulations do not apply to

- Sport utility vehicles (SUVs) and passenger vans with a gross vehicle weight rating (GVWR) of more than 10,000 pounds—GVWR is the vehicle weight plus carrying capacity
- Other vehicles with a GVWR of 8,500 pounds or more or a curb weight over 6,000 pounds

Therefore, manufacturers do not have to estimate their fuel economy, and fuel economy labels are not posted on their windows. Also, fuel economy information on some vehicles was not available in time to be included in this guide. More up-to-date information can be found at fuelconomy.gov.

VEHICLE CLASSES USED IN THIS GUIDE

CARS		TRUCKS	
Class	Passenger & Cargo Volume (cu. ft.)	Class	Gross Vehicle Weight Rating* (pounds)
TWO-SEATER CARS	Any	PICKUP TRUCKS	
SEDANS		Small	Under 6,000
Minicompact	Under 85	Standard	6,000 to 8,500
Subcompact	85 to 99	VANS	
Compact	100 to 109	Passenger	Under 10,000
Midsize	110 to 119	Cargo	Under 8,500
Large	120 or more	MINIVANS	Under 8,500
STATION WAGONS		SPORT UTILITY VEHICLES	
Small	Under 130	Small	Under 6,000
Midsize	130 to 159	Standard	6,000 to 9,999
Large	160 or more	SPECIAL PURPOSE VEHICLES	Under 8,500

*Gross vehicle weight rating is vehicle weight plus carrying capacity.

UNDERSTANDING THE *GUIDE* LISTINGS

We hope you find the *Fuel Economy Guide* easy to use! Fuel economy and annual fuel cost data are organized by vehicle class (see page 1 for a list of classes). Within each class, vehicles are listed alphabetically by manufacturer and model.

Vehicle models with different features, such as engine size or transmission type, are listed separately. Engine and transmission attributes are shown in the first column under the model name.

Additional attributes needed to distinguish among vehicles (e.g., fuel type or suggested fuel grade) are listed in the "Notes" column. A legend for abbreviations is provided on page 10.

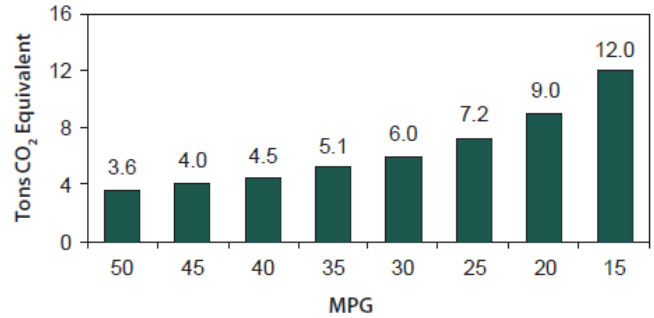
A "P" in the "Notes" column indicates that the manufacturer *recommends* that the vehicle be fueled with premium-grade gasoline, and a "PR" indicates that the manufacturer *requires* premium. The higher price of premium fuel is reflected in the annual fuel cost of these vehicles.

The most fuel-efficient vehicles in each class and alternative fuel vehicles are indicated with special markings (see the diagram below). Vehicles that can use more than one kind of fuel have an entry for each fuel type. Interior passenger and cargo volumes are located in the index at the back of the *Guide*.

Each vehicle listing includes a greenhouse gas (GHG) rating on a scale of 1 (worst) to 10 (best). This rating is a comparison of the tailpipe GHG emissions of the vehicle to those of other vehicles of the same model year.

Highway vehicles account for about 24% (1.7 billion tons) of U.S. greenhouse gas emissions each year. The average recent-model vehicle causes the release of 6 to 9 tons of GHGs each year. Switching from a vehicle that gets 20 miles per gallon (MPG) to one that gets 25 MPG can reduce GHG emissions by 1.7 tons per year.

Annual Greenhouse Gas Emissions by Vehicle MPG (gasoline vehicles)*



*Includes both tailpipe and upstream emissions

Sample Vehicle Listing

(Not Actual Data)

Manufacturer Model Configuration (trans, eng size, cyl)	MPG		Annual Fuel Cost	GHG Rating	Notes
	Comb	City/Hwy			
TESLA Model S Long Range					
A-1	120	124/115	\$550	10	EV
SUBARU WRX					
AV-S8, 2.0L, 4cyl	21	18/24	\$2,700	4	P T
M-6, 2.0L, 4cyl	23	20/27	\$2,450	5	P T
STANDARD PICKUP TRUCKS 2WD					
FORD F150 Pickup 2WD					
A-S10, 2.7L, 6cyl	22	20/26	\$1,850	4	T SS
F150 Pickup 2WD FFV					
A-S10, 3.3L, 6cyl	21	20/24	\$1,950	4	Gas
	16	14/19	\$2,100	5	E85

Manufacturer

Model

The most fuel-efficient vehicle per class is marked with a green pointer (▶).

EPA combined city/highway MPG estimate based on 55% city and 45% highway driving.

Vehicle class

Transmission information: type (A=automatic, A-S=automatic transmission-select shift, AV=continuously variable transmission, M=manual, etc.) followed by number of gears or speeds

Alternative fuel vehicles are highlighted by a green bar, and those that can use two kinds of fuel, such as flexible fuel vehicles (FFVs), have an entry for each fuel type.

Sample Vehicle Listing
(Not Actual Data)

Manufacturer Model Configuration (trans, eng size, cyl)

MPG: Comb, City/Hwy

Annual Fuel Cost

GHG Rating

Notes

EPA city & highway MPG estimates. EXAMPLE: 124 MPG city; 115 MPG highway

Compares the tailpipe greenhouse gas emissions to those of other vehicles of the same model year on a scale of 1 (worst) to 10 (best)

Additional information to help further identify the vehicle (e.g., engine and fuel system info) along with other useful information about taxes, required fuel grade, etc. EXAMPLE: P=premium gasoline recommended, T=turbocharger

Estimated annual fuel cost, assuming 15,000 miles of travel a year (55% city and 45% highway) and an average fuel price

FFVs have fuel economy, fuel cost, and GHG estimates for both gasoline and E85.

Engine size (in liters) followed by number of cylinders. EXAMPLE: 3.3-liter, 6-cylinder engine



TAX INCENTIVES AND DISINCENTIVES

Federal Tax Credits

You may be eligible for a federal income tax credit of up to \$7,500 if you purchase a qualifying electric or plug-in hybrid vehicle in 2020–2021. Note that the federal tax credit begins to phase out for each manufacturer after it has sold more than 200,000 qualifying vehicles. Therefore, Tesla vehicles purchased after 12/31/2019 and General Motors vehicles purchased after 3/31/2020 are not eligible. Visit [fueleconomy.gov](https://www.fueleconomy.gov) for more information on qualifying models, credit amounts, and phase-out dates.

Gas Guzzler Tax

The Energy Tax Act of 1978 requires auto companies to pay a "gas guzzler" tax on the sale of cars with exceptionally low fuel economy. Such vehicles are identified in the *Guide* by the word "Tax" in the "Notes" column. In the dealer showroom, the words "Gas Guzzler" and the tax amount are listed on the vehicle's fuel economy label. The tax does not apply to light trucks.

FUEL ECONOMY SAVES YOU MONEY

The average household spends about one-fifth of its total family expenditures on transportation, making it the second most expensive category after housing. You could save as much as \$1,000 (or more) in fuel costs each year by choosing the most fuel-efficient vehicle in a particular class. This can add up to thousands of dollars over a vehicle's lifetime. Fuel-efficient models come in all shapes and sizes, so you need not sacrifice utility or size.

Each vehicle listing in the *Fuel Economy Guide* provides an estimated annual fuel cost (see page i). The Find and Compare Cars tool at [fueleconomy.gov](https://www.fueleconomy.gov) features an annual fuel cost calculator that allows you to insert your local gasoline prices and typical driving conditions (percentage of city and highway driving) to obtain more accurate fuel cost information for your vehicle.



Ethanol Blends—E85, E15, and E10

Ethanol is a domestically produced, renewable fuel made primarily from corn and sugar cane. The use of ethanol as a vehicle fuel can reduce greenhouse gas (GHG) emissions.

E10 is a blend of 10% ethanol and 90% gasoline and is legal for use in any gasoline-powered vehicle. Most of the gasoline sold in the U.S. contains up to 10% ethanol to boost octane, meet air quality requirements, or satisfy the federal Renewable Fuel Standard. As of 2011, EPA began allowing the use of E15 in model year 2001 and newer gasoline vehicles. Ethanol contains about one-third less energy than gasoline. So, vehicles will typically go 3%–4% fewer miles per gallon on E10 and 4%–5% fewer miles per gallon on E15 than on 100% gasoline. While E10 is available everywhere, E15 is currently available at about 2,000 stations in the United States.

E85 (or flex fuel) is a high-level ethanol-gasoline blend containing 51%–83% ethanol, depending on the season and geographic location. Drivers can use E85 in flexible fuel vehicles (FFVs), which are specially designed to run on gasoline, E85, or any mixture of the two. FFVs are offered by several vehicle manufacturers. To determine whether your vehicle is an FFV, check the inside of your car’s fuel filler door for an identification sticker or consult your owner’s manual. More than 3,600 filling stations in the United States currently sell E85. Visit afdc.energy.gov/locator/stations to find stations near you.

FFVs typically experience a 15%–27% drop in fuel economy when operating on E85 instead of regular gasoline due to ethanol’s lower energy content and other factors, assuming gasoline typically contains about 10% ethanol. Drivers should notice no degradation in performance. In fact, some FFVs produce more torque and horsepower when fueled with higher-level ethanol blends.

Biodiesel

Biodiesel is a domestically produced renewable fuel manufactured from vegetable oils or animal fats for use in diesel vehicles. Using biodiesel in place of petroleum diesel can reduce GHG emissions.

Biodiesel can be blended with petroleum diesel at any percentage. B20 is a common biodiesel blend that contains 20% biodiesel and 80% petroleum diesel. B5 (5% biodiesel and 95% petroleum diesel) is another common blend. All vehicle manufacturers have approved biodiesel blends up to and including B5 for use in all diesel engines, and some have approved the use of blends up to B20 in a few recent model year vehicles. Keep in mind that using higher-level biodiesel blends may affect your vehicle warranty. Check your owner’s manual or check with your vehicle manufacturer to determine the right blend for your vehicle.

Purchase commercial-grade biodiesel from a reputable dealer. Never refuel with recycled grease or vegetable oil that has not been converted to biodiesel. It will damage your engine.

About 300 stations currently dispense B20. Visit afdc.energy.gov/locator/stations to find service stations selling biodiesel near you.

Premium- vs Regular-Grade Gasoline

Regular unleaded (87 octane) is the recommended fuel for most gasoline vehicles. Using a higher-octane gasoline than recommended by the owner’s manual does not improve performance or fuel efficiency under normal conditions. Check your owner’s manual for the recommended grade of fuel for your vehicle, and visit fuelconomy.gov for more information about selecting the right octane for your vehicle.

Charging Your Electric or Plug-in Hybrid Vehicle

Electric vehicle (EV) and plug-in hybrid owners have several charging options. Many owners will do most of their charging at home. Some workplaces, businesses, and multi-unit dwellings (condos/apartments) provide charging, and there are about 26,000 public charging stations across the country.

There are three basic types of charging:

- **Level 1 charging:** You can plug into a regular 120-volt (V) outlet—the kind found in your home. This is the slowest type of charging—about 2 to 5 miles of range per hour of charging—but requires no special charger or outlet type. Most, if not all, plug-in vehicles are equipped with a cord to allow this type of charging.
- **Level 2 charging:** These chargers supply current at 208 to 240 V and provide 10 to 20 miles of range per hour of charging. Most public chargers are Level 2 chargers. You can also have a Level 2 charger installed at home. Most public chargers use a standard plug type

that is compatible with all vehicles from major manufacturers. Tesla charging stations use a different plug type that cannot be used by other vehicles. However, Tesla provides an adaptor that allows its vehicles to use both Tesla and standard Level 2 charging stations.

- **Fast charging:** Also called DC fast charging or DC quick charging, this is the fastest kind of charging, providing 60 to 80 miles of range (or more) to the battery in 20 minutes. Not all vehicles can accept fast charging, nor do all vehicles use the same type of plug for DC fast charging, so check your owner's manual. Quick charging stations are usually located along heavy traffic corridors. Due to expense and electric current requirements, they are not practical for home installation.

Note: Charge rate can vary based on vehicle model. So, check the owner's manual for estimated charge time. Charge rate also depends on other factors, such as the battery's state of charge and the ambient temperature. Visit afdc.energy.gov/fuels/electricity_infrastructure.html for more information.

ALTERNATIVE FUELING STATION LOCATOR

Wondering where you can fuel up your alternative fuel vehicle? The Alternative Fueling Station Locator can help you find a station near you or within a given distance from a planned route. The Station

Locator shows fueling locations for ethanol, electricity, biodiesel, propane, natural gas, and hydrogen. Check it out at afdc.energy.gov/stations.

Public Stations | Advanced Filters | Fuel Corridors | U.S. and Canada

ann arbor, mi | Electric | Charger Types: Level 2, DC Fa... | Connectors: All | Find Stations

Show stations within 5 miles of the route

751 stations along the route

See Route Directions

Download list of stations on route

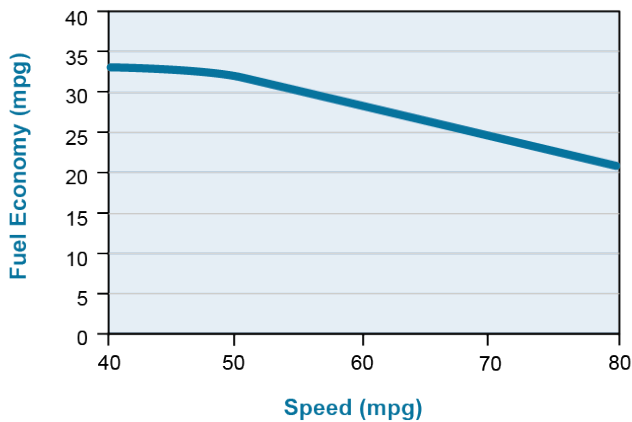
- **Ann Arbor Downtown Development Authority - Ann Ashley Parking Structure**
120 W Ann St
Ann Arbor, MI 48104
Level 2
0.1 mi from route
- **Ann Arbor Nissan**
3975 Jackson Rd
Ann Arbor, MI 48103

Drive More Efficiently

- Aggressive driving (speeding and rapid acceleration/braking) can lower your gas mileage by roughly 15%–30% at highway speeds and 10%–40% in stop-and-go traffic.

Driver feedback devices can help you drive more efficiently, improving fuel economy by up to 10%.

- Observe the speed limit. Each 5 MPH you drive over 60 MPH can reduce your fuel economy by 7%. For a personalized estimate of the effect of speeding on your fuel economy, visit fuelconomy.gov.
- Avoid idling. Idling gets 0 miles per gallon and costs as much as \$0.02 per minute.
- Using cruise control on the highway helps you maintain a constant speed and, in most cases, will save fuel.



Keep Your Car in Shape

- Servicing a car that is noticeably out of tune can improve your gas mileage by about 4%.
- Keeping tires inflated to the recommended pressure can typically improve fuel economy by 0.6%.

The manufacturer's recommended tire pressure can be found on the tire information placard and/or vehicle certification label located on the vehicle door edge, doorpost, glove-box door, or inside the trunk lid.

- Using the recommended grade of motor oil can improve your fuel economy by 1%–2% if you've been using the wrong grade.
- Keep your tires aligned and balanced.
- Replacing a clogged air filter can improve gas mileage on older cars with carbureted engines.

Plan and Combine Trips

- A warmed-up engine is more fuel-efficient than a cold one. Many short trips taken from a cold start can use twice as much fuel as one multipurpose trip covering the same distance.

Note: Letting your car idle to warm up doesn't help your fuel economy: it actually uses more fuel and creates more pollution.

Other Solutions

- Avoid carrying unneeded items. An extra 100 pounds can decrease fuel economy by about 1%.
- Avoid carrying cargo on your roof. A large, blunt rooftop cargo box, for example, can reduce fuel economy by 2%–8% in city driving, 6%–17% on the highway, and 10%–25% at interstate speeds (65 to 75 MPH).

Rear-mount cargo boxes or trays reduce fuel economy by much less (1%–2% in city driving and 1%–5% on the highway).

- Use the "economy mode" feature if your vehicle has one.

For more tips on improving fuel economy, such as cold-weather tips; hot-weather tips; and tips for hybrids, plug-in hybrids, and all-electric vehicles, visit fuelconomy.gov.

Tips for Electric and Hybrid Vehicles

Most of the driving tips for conventional vehicles will also help increase the range of electric vehicles and hybrids. In addition to the driving tips above, the tips below will help you get the most out of your electric or hybrid vehicle.

1. Read your owner's manual. The automaker knows how to operate and maintain your vehicle to maximize fuel economy, driving range, and battery life. So, consult the owner's manual for tips specific to your vehicle.
2. Use the economy (Eco) mode. Many of these vehicles come with an "economy mode" or similar feature to improve fuel economy. You can often turn on this feature by just pressing a button.
3. Avoid hard braking. Anticipate stops and brake gently or moderately. This allows the regenerative braking system to recover energy from the vehicle's forward motion and store it as electricity. Hard braking causes the vehicle to use its conventional friction brakes, which do not recover energy.
4. Keep the battery charged. Keeping your plug-in hybrid's battery charged helps you use as much electricity and as little gasoline as possible, saving you fuel and money and extending the vehicle's range. For EVs, it helps maximize your driving range.
5. Use accessories wisely. Using accessories such as heating, air conditioning, and entertainment systems can lower fuel economy more for electric vehicles and hybrids than for conventional vehicles. So, keep that in mind when trying to maximize fuel economy or electric range. Pre-heating or pre-cooling the cabin of a plug-in hybrid or EV while it's plugged in, for example, can extend its electric range.



Manufacturers are using advanced technologies to improve fuel economy in many of their vehicles. Along with plug-in hybrids, all-electric vehicles, and fuel cell vehicles, new technologies are also being used to make conventional vehicles more efficient. Some of these fuel-saving technologies are described below. For more information, visit fuelconomy.gov.

Hybrid Vehicles

Hybrids combine the best features of the internal combustion engine with an electric motor and can significantly improve fuel economy. They are primarily propelled by an internal combustion engine, just like conventional vehicles. However, they also use regenerative braking to convert energy normally wasted during coasting and braking into electricity. The recovered electricity is stored in a battery until needed by the electric motor. The electric motor assists the engine when accelerating or hill climbing and at low speeds, where internal combustion engines are least efficient.

Fuel efficiency can vary significantly among different hybrid models due to battery and electric motor size. Hybrids with larger batteries and electric motors, sometimes called "full" or "strong" hybrids, can store more electricity and provide more power to assist the gasoline engine. Some can even run on the electric motor alone for short distances. Hybrids with smaller batteries and electric motors are often referred to as "mild" hybrids. Mild hybrid systems have a smaller effect on fuel economy. In the *Guide* listings, full hybrids are indicated by "HEV" in the "Notes" column, while mild hybrids are indicated by "MHEV."

Note: Unlike plug-in hybrids (described on page 43), conventional hybrids cannot be plugged into an external source of electricity to be recharged or run on electricity for any substantial distance. Instead, gasoline and regenerative braking provide all of the vehicle's energy.

Stop-Start Systems

Stop-start systems (sometimes called "idle-stop," "smart start," or other manufacturer-specific names) save fuel by turning off the engine when the vehicle comes to a stop and automatically starting it back up when you step on the accelerator. Stop-start can improve fuel economy by up to 5% and provides the biggest benefit in conditions where the engine would otherwise be idling, such as stop-and-go city

driving. These systems are currently available on all hybrids and on hundreds of conventional vehicle models.

Cylinder Deactivation

Cylinder deactivation "turns off" some of the engine's cylinders when they are not needed. This temporarily and seamlessly turns an 8- or 6-cylinder engine into a more efficient 4- or 3-cylinder engine.

Turbocharging

Turbocharging increases engine power, allowing a smaller, more fuel-efficient engine to be used in place of a larger one. Replacing an 8-cylinder engine with a turbocharged 6-cylinder or a 6-cylinder engine with a turbocharged 4-cylinder can save fuel and still provide extra power when needed.

Advanced Transmissions

The advanced electronics in today's vehicles can optimize gear shifting for improved fuel efficiency. Six-, 7-, and 8-speed automatic transmissions are most common, and some have even more gears. Continuously variable transmissions (CVTs) can change seamlessly through an infinite number of "gears." Transmissions with more gears allow the engine to run at its most efficient speed more often, improving fuel economy.

Improved Aerodynamics

Reducing a vehicle's aerodynamic drag (wind resistance) improves fuel economy, especially at higher speeds. Many manufacturers are improving aerodynamics by refining vehicle shapes or by employing external moving parts such as "shutters" that close off the grill, allowing air to flow smoothly around the vehicle instead of into the engine compartment, where it produces more drag.

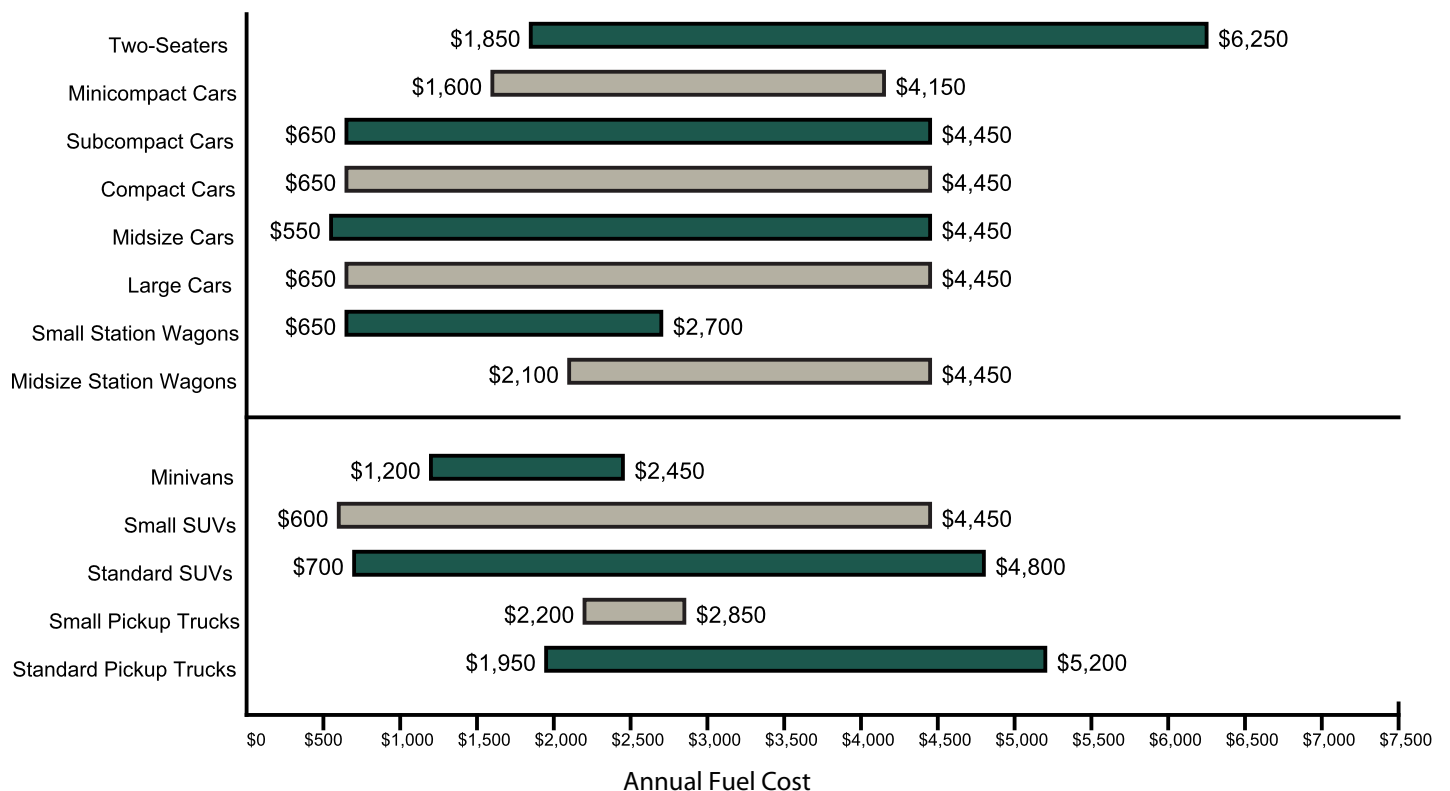
Lighter Vehicles

Reducing vehicle weight improves fuel economy, so manufacturers are beginning to redesign vehicles to weigh less while maintaining performance and safety. For example, replacing a steel body with one made from a lighter-weight material, such as aluminum, can reduce vehicle weight by hundreds of pounds.

ANNUAL FUEL COST RANGES FOR VEHICLE CLASSES



The graph below provides the annual fuel cost ranges for the vehicles in each class so you can see where a given vehicle's cost falls within its class. Annual fuel costs assume that you travel 15,000 miles each year, drive 55% in the city and 45% on the highway, and that fuel costs \$3.24/gallon for regular unleaded gasoline, \$4.15/gallon for premium, \$3.56/gallon for diesel, and \$0.15/kWh for electricity. Visit fuelconomy.gov to calculate the annual fuel cost for a specific vehicle based on your own driving conditions and fuel prices.



Fuel economy estimates on this chart do not include vehicles operating on compressed natural gas (CNG), E85, or hydrogen.

MOST EFFICIENT VEHICLES

Listed below are vehicles with the highest fuel economy in the most popular classes. For each vehicle class, we list the most efficient vehicle. If the most fuel efficient vehicle is a plug-in hybrid (PHEV) or all-electric vehicle (EV), we also list the most fuel efficient conventional vehicle. Rankings are based on combined city and highway fuel economy estimates, which assume 55% city driving and 45% highway

driving. Please note that many vehicle models come in a range of engine sizes and trim lines, resulting in different fuel economy values. If there is only one vehicle in a class, a fuel economy leader is not listed. For an up-to-date list of fuel economy leaders, visit fuelconomy.gov.

	Trans Type / Speeds	Eng Size / Cylinders	MPG(e) Combined
TWO-SEATER CARS			
MAZDA			
MX-5.....	A-S6.....	2.0L/4cyl.....	30
MINICOMPACT CARS			
POLESTAR			
1 (PHEV).....	A-S8.....	2.0L/4cyl.....	45†
MINI			
Cooper Convertible.....	AM-S7.....	1.5L/3cyl.....	31
SUBCOMPACT CARS			
BMW			
i3 (EV).....	A-1.....		113*
i3s (EV).....	A-1.....		113*
CHEVROLET			
Spark.....	M-5.....	1.4L/4cyl.....	33
Spark.....	AV.....	1.4L/4cyl.....	33
Spark ACTIV.....	AV.....	1.4L/4cyl.....	33
COMPACT CARS			
KANDI			
K27 (EV).....	A-1.....		114*
TOYOTA			
Mirai XLE.....	AV.....		74
MIDSIZE CARS			
TESLA			
Model 3 Standard Range Plus RWD (EV).....	A-1.....		142*
HONDA			
Clarity FCV.....	A-1.....		68
LARGE CARS			
TESLA			
Model S Long Range (EV).....	A-1.....		120*
HYUNDAI			
Ioniq Blue (hybrid).....	AM-S6.....	1.6L/4cyl.....	59

	Trans Type / Speeds	Eng Size / Cylinders	MPG(e) Combined
SMALL STATION WAGONS			
CHEVROLET			
Bolt EV.....	AV.....		118*
KIA			
Niro FE (hybrid).....	AM-S6.....	1.6L/4cyl.....	50
MIDSIZE STATION WAGONS			
VOLVO			
V90 FWD.....	A-S8.....	2.0L/4cyl.....	26
SMALL PICKUP TRUCKS			
CHEVROLET			
Colorado 2WD (diesel).....	A-6.....	2.8L/4cyl.....	23
GMC			
Canyon 2WD (diesel).....	A-6.....	2.8L/4cyl.....	23
STANDARD PICKUP TRUCKS			
CHEVROLET			
Silverado 2WD (diesel).....	A-10.....	3.0L/6cyl.....	27
MINIVANS			
CHRYSLER			
Pacifica Hybrid (PHEV).....	AV.....	3.6L/6cyl.....	48†
TOYOTA			
Sienna Hybrid 2WD.....	AV-S6.....	2.5L/4cyl.....	36
SMALL SPORT UTILITY VEHICLES			
TESLA			
Model Y Standard Range RWD (EV).....	A-1.....		129*
HYUNDAI			
Nexo Blue.....	A-1.....		61
STANDARD SPORT UTILITY VEHICLES			
TESLA			
Model X Long Range Plus (EV).....	A-1.....		105*
TOYOTA			
Highlander Hybrid AWD.....	AV-S6.....	2.5L/4cyl.....	35
Highlander Hybrid AWD LTD/PLAT.....	AV-S6.....	2.5L/4cyl.....	35

* This is an electric vehicle. Since electricity is not measured in gallons, a conversion factor is used to translate the fuel economy into miles per gallon of gasoline equivalent (MPGe).

† This vehicle is a plug-in hybrid, which runs on both gasoline and electricity. Since electricity is not measured in gallons, a conversion factor is used to translate the fuel economy when running on electricity into miles per gallon of gasoline equivalent (MPGe). The combined MPGe estimate includes both city and highway driving and gasoline and electric energy use.

2021 MODEL YEAR VEHICLES

This section contains the fuel economy values for 2021 model year vehicles. Additional information for alternative fuel vehicles can be found on pages 39–49. Alternative fuel vehicles are highlighted with

a green bar, and those that can use two kinds of fuel, such as flexible fuel vehicles, have an entry for each fuel type. The most fuel-efficient vehicles in each class are marked with a green pointer (▶).



ABBREVIATIONS USED IN THIS GUIDE:

▶..... Highest MPG in Class	E85..... .85% Ethanol/15% Gasoline	Mid..... Midgrade Gasoline
2WD..... Two-Wheel Drive	Eng Size..... Engine Volume in Liters	MHEV..... Mild Hybrid-Electric Vehicle
4WD..... Four-Wheel Drive	EV..... Electric Vehicle	Mode..... Multimode Transmission
A..... Automatic Transmission	FCV..... Fuel Cell Vehicle	MPG..... Miles per Gallon
A-S..... Automatic Transmission-Select Shift	FFV..... Flexible Fuel Vehicle	NA..... Not Available
AM..... Automated Manual	FWD..... Front-Wheel Drive	Ni-MH..... Nickel-Metal Hydride
AM-S..... Automated Manual-Selectable	Gas..... Regular Gasoline	P..... Premium Gasoline Recommended
AV..... Continuously Variable Transmission	GHG..... Greenhouse Gas	PHEV..... Plug-in Hybrid Electric Vehicle
AV-S..... Continuously Variable Transmission with Select Shift	GVWR..... Gross Vehicle Weight Rating	PR..... Premium Gasoline Required
AWD..... All-Wheel Drive	H..... Hydrogen	PT4..... Part-time 4WD
C. D. With Cylinder Deactivation	HP..... Horsepower	RWD..... Rear Wheel Drive
City..... MPG on City Test Procedure	HEV..... Hybrid-Electric Vehicle	S..... Supercharger
Cyl..... Cylinders	Hwy..... MPG on Highway Test Procedure	SS..... Stop-Start Technology
Comb..... Combined	Li-ion..... Lithium ion	T..... Turbocharger
D..... Ultra-Low Sulfur Diesel	LWB..... Long Wheelbase	Tax..... Subject to Gas Guzzler Tax
	M..... Manual Transmission	Trans..... Transmission
	MDPV..... Medium-duty Passenger Vehicle	XFE..... Optional Technology Package

Manufacturer Model Configuration (trans, eng size, cyl)	MPG		Annual Fuel Cost	GHG Rating	Notes
	Comb	City/Hwy			

TWO-SEATER CARS

ACURA

NSX Hybrid

AM-S9, 3.5L, 6cyl	21	21/22	\$2,950	4	PR T HEV SS
-------------------	----	-------	---------	---	-------------

ASTON MARTIN

Vantage Manual

M-7, 4.0L, 8cyl	17	14/21	\$3,650	3	P T SS
-----------------	----	-------	---------	---	--------

Vantage V8

A-S8, 4.0L, 8cyl	20	18/24	\$3,100	4	P T
------------------	----	-------	---------	---	-----

AUDI

R8

AM-S7, 5.2L, 10cyl	16	13/20	\$3,900	2	PR Tax C. D.
--------------------	----	-------	---------	---	--------------

R8 2WD

AM-S7, 5.2L, 10cyl	17	14/23	\$3,650	3	PR Tax C. D.
--------------------	----	-------	---------	---	--------------

R8 Spyder

AM-S7, 5.2L, 10cyl	16	13/20	\$3,900	2	PR Tax C. D.
--------------------	----	-------	---------	---	--------------

R8 Spyder 2WD

AM-S7, 5.2L, 10cyl	17	14/23	\$3,650	3	PR Tax C. D.
--------------------	----	-------	---------	---	--------------

TT Roadster quattro

AM-S7, 2.0L, 4cyl	26	23/31	\$1,850	5	T SS
-------------------	----	-------	---------	---	------

BMW

Z4 M40i

A-S8, 3.0L, 6cyl	25	22/30	\$2,500	5	P T SS
------------------	----	-------	---------	---	--------

Z4 sDrive30i

A-S8, 2.0L, 4cyl	28	25/32	\$2,200	6	P T SS
------------------	----	-------	---------	---	--------

BUGATTI

Chiron

AM-S7, 8.0L, 16cyl	11	9/14	\$5,650	1	PR T Tax C. D.
--------------------	----	------	---------	---	----------------

Chiron Pur Sport

AM-S7, 8.0L, 16cyl	10	8/13	\$6,250	1	PR T Tax C. D.
--------------------	----	------	---------	---	----------------

CHEVROLET

Corvette

A-S8, 6.2L, 8cyl	19	15/27	\$3,300	3	PR C. D.
------------------	----	-------	---------	---	----------

FERRARI

812 GTS

AM-7, 6.5L, 12cyl	13	12/15	\$4,800	1	PR Tax SS
-------------------	----	-------	---------	---	-----------

812 Superfast

AM-7, 6.5L, 12cyl	13	12/16	\$4,800	1	PR Tax SS
-------------------	----	-------	---------	---	-----------

F8 Spider

AM-7, 3.9L, 8cyl	16	15/18	\$3,900	2	PR T Tax SS
------------------	----	-------	---------	---	-------------

F8 Tributo

AM-7, 3.9L, 8cyl	16	15/19	\$3,900	2	PR T Tax SS
------------------	----	-------	---------	---	-------------

SF90 Stradale Coupe

AM-8, 3.9L, 8cyl	See page 43.				PR T Tax PHEV SS
------------------	--------------	--	--	--	------------------

Manufacturer Model Configuration (trans, eng size, cyl)	MPG		Annual Fuel Cost	GHG Rating	Notes
	Comb	City/Hwy			

FORD

GT

AM-7, 3.5L, 6cyl	14	12/18	\$4,450	1	PR T Tax
------------------	----	-------	---------	---	----------

JAGUAR

F-Type Convertible

A-S8, 2.0L, 4cyl	26	23/30	\$2,400	5	P T SS
------------------	----	-------	---------	---	--------

F-Type Coupe

A-S8, 2.0L, 4cyl	26	23/30	\$2,400	5	P T SS
------------------	----	-------	---------	---	--------

F-Type R AWD Convertible

A-S8, 5.0L, 8cyl	18	16/24	\$3,450	3	P S SS
------------------	----	-------	---------	---	--------

F-Type R AWD Coupe

A-S8, 5.0L, 8cyl	18	16/24	\$3,450	3	P S SS
------------------	----	-------	---------	---	--------

F-Type S AWD Convertible

A-S8, 3.0L, 6cyl	21	18/26	\$2,950	4	P S SS
------------------	----	-------	---------	---	--------

F-Type S AWD Coupe

A-S8, 3.0L, 6cyl	21	18/26	\$2,950	4	P S SS
------------------	----	-------	---------	---	--------

F-Type S Convertible

A-S8, 3.0L, 6cyl	22	19/27	\$2,850	4	P S SS
------------------	----	-------	---------	---	--------

F-Type S Coupe

A-S8, 3.0L, 6cyl	22	19/27	\$2,850	4	P S SS
------------------	----	-------	---------	---	--------

LAMBORGHINI

Aventador Coupe

AM-S7, 6.5L, 12cyl	10	8/15	\$6,250	1	PR Tax C. D. SS
--------------------	----	------	---------	---	-----------------

Aventador Roadster

AM-S7, 6.5L, 12cyl	10	9/15	\$6,250	1	PR Tax C. D. SS
--------------------	----	------	---------	---	-----------------

Aventador Sian Coupe

AM-S7, 6.5L, 12cyl	10	8/14	\$6,250	1	PR Tax C. D. SS
--------------------	----	------	---------	---	-----------------

Aventador Sian Roadster

AM-S7, 6.5L, 12cyl	10	8/14	\$6,250	1	PR Tax C. D. SS
--------------------	----	------	---------	---	-----------------

Huracan

AM-S7, 5.2L, 10cyl	15	13/18	\$4,150	2	PR Tax C. D.
--------------------	----	-------	---------	---	--------------

Huracan 2WD

AM-S7, 5.2L, 10cyl	15	13/18	\$4,150	2	PR Tax C. D.
--------------------	----	-------	---------	---	--------------

Huracan Spyder

AM-S7, 5.2L, 10cyl	15	13/18	\$4,150	2	PR Tax C. D.
--------------------	----	-------	---------	---	--------------

Huracan Spyder 2WD

AM-S7, 5.2L, 10cyl	15	13/18	\$4,150	2	PR Tax C. D.
--------------------	----	-------	---------	---	--------------

MAZDA

MX-5

▶ A-S6, 2.0L, 4cyl	30	26/35	\$2,100	6	P
--------------------	----	-------	---------	---	---

M-6, 2.0L, 4cyl	29	26/34	\$2,150	6	P
-----------------	----	-------	---------	---	---

MCLAREN AUTOMOTIVE

720S Coupe

AM-S7, 4.0L, 8cyl	18	15/22	\$3,450	3	P T
-------------------	----	-------	---------	---	-----

720S Coupe LM

AM-S7, 4.0L, 8cyl	18	15/22	\$3,450	3	P T
-------------------	----	-------	---------	---	-----

720S Spider

AM-S7, 4.0L, 8cyl	18	15/22	\$3,450	3	P T
-------------------	----	-------	---------	---	-----

Manufacturer Model Configuration (trans, eng size, cyl)	MPG		Annual Fuel Cost	GHG Rating	Notes
	Comb	City/Hwy			

765LT Coupe

AM-S7, 4.0L, 8cyl	16	14/18	\$3,900	2	P T Tax
-------------------	----	-------	---------	---	---------

Elva

AM-S7, 4.0L, 8cyl	18	15/21	\$3,450	3	P T
-------------------	----	-------	---------	---	-----

GT

AM-S7, 4.0L, 8cyl	18	15/22	\$3,450	3	P T
-------------------	----	-------	---------	---	-----

MERCEDES-BENZ

AMG GT Black Series

AM-7, 4.0L, 8cyl	17	15/20	\$3,650	3	P R T Tax SS
------------------	----	-------	---------	---	--------------

AMG GT C Coupe

AM-7, 4.0L, 8cyl	17	15/19	\$3,650	3	P R T Tax SS
------------------	----	-------	---------	---	--------------

AMG GT C Roadster

AM-7, 4.0L, 8cyl	17	15/20	\$3,650	3	P R T Tax SS
------------------	----	-------	---------	---	--------------

AMG GT Coupe

AM-7, 4.0L, 8cyl	17	15/20	\$3,650	3	P R T Tax SS
------------------	----	-------	---------	---	--------------

AMG GT R Coupe

AM-7, 4.0L, 8cyl	16	14/20	\$3,900	2	P R T Tax SS
------------------	----	-------	---------	---	--------------

AMG GT Roadster

AM-7, 4.0L, 8cyl	17	15/20	\$3,650	3	P R T Tax SS
------------------	----	-------	---------	---	--------------

NISSAN

370Z

M-6, 3.7L, 6cyl	20	17/26	\$3,100	4	PR
-----------------	----	-------	---------	---	----

PORSCHE

718 Boxster

AM-S7, 2.0L, 4cyl	24	21/27	\$2,600	5	P R T SS
-------------------	----	-------	---------	---	----------

M-6, 2.0L, 4cyl	22	20/26	\$2,850	4	P R T SS
-----------------	----	-------	---------	---	----------

718 Boxster GTS

AM-S7, 4.0L, 6cyl	21	19/24	\$2,950	4	P
-------------------	----	-------	---------	---	---

M-6, 4.0L, 6cyl	19	17/24	\$3,300	3	P
-----------------	----	-------	---------	---	---

718 Boxster S

AM-S7, 2.5L, 4cyl	22	19/25	\$2,850	4	P R T SS
-------------------	----	-------	---------	---	----------

M-6, 2.5L, 4cyl	21	19/24	\$2,950	4	P R T SS
-----------------	----	-------	---------	---	----------

718 Boxster T

AM-S7, 2.0L, 4cyl	23	21/27	\$2,700	5	P R T SS
-------------------	----	-------	---------	---	----------

M-6, 2.0L, 4cyl	22	20/26	\$2,850	4	P R T SS
-----------------	----	-------	---------	---	----------

718 Cayman

AM-S7, 2.0L, 4cyl	24	21/27	\$2,600	5	P R T SS
-------------------	----	-------	---------	---	----------

M-6, 2.0L, 4cyl	22	20/26	\$2,850	4	P R T SS
-----------------	----	-------	---------	---	----------

718 Cayman GT4

AM-S7, 4.0L, 6cyl	20	18/24	\$3,100	4	P
-------------------	----	-------	---------	---	---

M-6, 4.0L, 6cyl	19	17/23	\$3,300	3	P
-----------------	----	-------	---------	---	---

718 Cayman GTS

AM-S7, 4.0L, 6cyl	21	19/24	\$2,950	4	P
-------------------	----	-------	---------	---	---

M-6, 4.0L, 6cyl	19	17/24	\$3,300	3	P
-----------------	----	-------	---------	---	---

718 Cayman S

AM-S7, 2.5L, 4cyl	22	19/25	\$2,850	4	P R T SS
-------------------	----	-------	---------	---	----------

M-6, 2.5L, 4cyl	21	19/24	\$2,950	4	P R T SS
-----------------	----	-------	---------	---	----------

718 Cayman T

AM-S7, 2.0L, 4cyl	23	21/27	\$2,700	5	P R T SS
-------------------	----	-------	---------	---	----------

M-6, 2.0L, 4cyl	22	20/26	\$2,850	4	P R T SS
-----------------	----	-------	---------	---	----------

Manufacturer Model Configuration (trans, eng size, cyl)	MPG		Annual Fuel Cost	GHG Rating	Notes
	Comb	City/Hwy			

718 Spyder

AM-S7, 4.0L, 6cyl	20	18/24	\$3,100	4	P
-------------------	----	-------	---------	---	---

M-6, 4.0L, 6cyl	19	17/23	\$3,300	3	P
-----------------	----	-------	---------	---	---

TOYOTA

GR Supra

A-S8, 2.0L, 4cyl	28	25/32	\$2,200	6	P T SS
------------------	----	-------	---------	---	--------

A-S8, 3.0L, 6cyl	25	22/30	\$2,500	5	P T SS
------------------	----	-------	---------	---	--------

MINICOMPACT CARS

ASTON MARTIN

DB11 V12

A-S8, 5.2L, 12cyl	18	15/22	\$3,450	3	P T C. D.
-------------------	----	-------	---------	---	-----------

DB11 V8

A-S8, 4.0L, 8cyl	20	18/24	\$3,100	4	P T
------------------	----	-------	---------	---	-----

DBS

A-S8, 5.2L, 12cyl	17	14/22	\$3,650	3	P T Tax C. D.
-------------------	----	-------	---------	---	---------------

BENTLEY

Continental GT Convertible

AM-S8, 4.0L, 8cyl	19	16/26	\$3,300	3	P T C. D. SS
-------------------	----	-------	---------	---	--------------

AM-S8, 6.0L, 12cyl	15	12/19	\$4,150	2	P T Tax C. D. SS
--------------------	----	-------	---------	---	------------------

FERRARI

Portofino

AM-7, 3.9L, 8cyl	18	16/22	\$3,450	3	P R T SS
------------------	----	-------	---------	---	----------

Portofino M

AM-8, 3.9L, 8cyl	19	16/23	\$3,300	3	P R T SS
------------------	----	-------	---------	---	----------

LEXUS

LC 500 Convertible

A-S10, 5.0L, 8cyl	18	15/25	\$3,450	3	PR
-------------------	----	-------	---------	---	----

LOTUS

Evora GT

A-S6, 3.5L, 6cyl	20	17/24	\$3,100	4	P S
------------------	----	-------	---------	---	-----

M-6, 3.5L, 6cyl	20	17/26	\$3,100	4	P S
-----------------	----	-------	---------	---	-----

MINI

Cooper Convertible

AM-S7, 1.5L, 3cyl	31	28/37	\$2,000	7	P T SS
-------------------	----	-------	---------	---	--------

M-6, 1.5L, 3cyl	30	26/37	\$2,100	6	PT
-----------------	----	-------	---------	---	----

Cooper S Convertible

AM-S7, 2.0L, 4cyl	29	26/34	\$2,150	6	PT
-------------------	----	-------	---------	---	----

M-6, 2.0L, 4cyl	26	23/32	\$2,400	5	PT
-----------------	----	-------	---------	---	----

John Cooper Works Convertible

A-S8, 2.0L, 4cyl	28	25/33	\$2,200	6	P T SS
------------------	----	-------	---------	---	--------

POLESTAR

1

AM-S8, 2.0L, 4cyl	See page 43.		P R T S PHEV SS	
-------------------	--------------	--	-----------------	--

PORSCHE

911 Carrera

AM-S8, 3.0L, 6cyl	20	18/24	\$3,100	4	P R T SS
-------------------	----	-------	---------	---	----------

Manufacturer Model Configuration (trans, eng size, cyl)	MPG		Annual Fuel Cost	GHG Rating	Notes
	Comb	City/Hwy			
911 Carrera 4					
AM-S8, 3.0L, 6cyl	20	18/24	\$3,100	4	P R T S S
911 Carrera 4 Cabriolet					
AM-S8, 3.0L, 6cyl	20	18/24	\$3,100	4	P R T S S
911 Carrera 4S					
AM-S8, 3.0L, 6cyl	20	18/23	\$3,100	4	P R T S S
M-7, 3.0L, 6cyl	20	17/25	\$3,100	4	P R T S S
911 Carrera 4S Cabriolet					
AM-S8, 3.0L, 6cyl	20	18/23	\$3,100	4	P R T S S
M-7, 3.0L, 6cyl	20	17/24	\$3,100	4	P R T S S
911 Carrera Cabriolet					
AM-S8, 3.0L, 6cyl	20	18/24	\$3,100	4	P R T S S
911 Carrera S					
AM-S8, 3.0L, 6cyl	20	18/23	\$3,100	4	P R T S S
M-7, 3.0L, 6cyl	21	18/25	\$2,950	4	P R T S S
911 Carrera S Cabriolet					
AM-S8, 3.0L, 6cyl	20	18/23	\$3,100	4	P R T S S
M-7, 3.0L, 6cyl	20	17/25	\$3,100	4	P R T S S
911 Targa 4					
AM-S8, 3.0L, 6cyl	20	18/24	\$3,100	4	P R T S S
911 Targa 4S					
AM-S8, 3.0L, 6cyl	20	18/23	\$3,100	4	P R T S S
M-7, 3.0L, 6cyl	20	17/24	\$3,100	4	P R T S S
911 Turbo					
AM-S8, 3.7L, 6cyl	17	15/20	\$3,650	3	P R T Tax S S
911 Turbo Cabriolet					
AM-S8, 3.7L, 6cyl	17	15/20	\$3,650	3	P R T Tax S S
911 Turbo S					
AM-S8, 3.7L, 6cyl	17	15/20	\$3,650	3	P R T S S
911 Turbo S Cabriolet					
AM-S8, 3.7L, 6cyl	17	15/20	\$3,650	3	P R T Tax S S

SUBCOMPACT CARS

AUDI

A5 Cabriolet quattro

AM-S7, 2.0L, 4cyl	26	23/31	\$2,400	5	P T MHEV S S
-------------------	----	-------	---------	---	--------------

A5 quattro

AM-S7, 2.0L, 4cyl	27	24/31	\$2,300	6	P T MHEV S S
-------------------	----	-------	---------	---	--------------

RS 5

A-S8, 2.9L, 6cyl	20	18/25	\$3,100	4	P T
------------------	----	-------	---------	---	-----

S5

A-S8, 3.0L, 6cyl	23	20/28	\$2,700	5	P T S S
------------------	----	-------	---------	---	---------

S5 Cabriolet

A-S8, 3.0L, 6cyl	22	20/26	\$2,850	4	P T S S
------------------	----	-------	---------	---	---------

TT Coupe quattro

AM-S7, 2.0L, 4cyl	26	23/31	\$1,850	5	T S S
-------------------	----	-------	---------	---	-------

TT RS

AM-S7, 2.5L, 5cyl	24	20/30	\$2,600	5	P T
-------------------	----	-------	---------	---	-----

TTS Coupe

AM-S7, 2.0L, 4cyl	25	23/29	\$2,500	5	P T S S
-------------------	----	-------	---------	---	---------

Manufacturer Model Configuration (trans, eng size, cyl)	MPG		Annual Fuel Cost	GHG Rating	Notes
	Comb	City/Hwy			

BENTLEY

Continental GT

AM-S8, 4.0L, 8cyl	19	16/26	\$3,300	3	P T C. D. S S
AM-S8, 6.0L, 12cyl	15	12/20	\$4,150	2	P T Tax C. D. S S

BMW

230i Convertible

A-S8, 2.0L, 4cyl	27	23/33	\$2,300	6	P T S S
------------------	----	-------	---------	---	---------

230i Coupe

A-S8, 2.0L, 4cyl	28	25/32	\$2,200	6	P T S S
M-6, 2.0L, 4cyl	25	21/32	\$2,500	5	P T S S

230i xDrive Convertible

A-S8, 2.0L, 4cyl	24	21/30	\$2,600	5	P T S S
------------------	----	-------	---------	---	---------

230i xDrive Coupe

A-S8, 2.0L, 4cyl	24	21/30	\$2,600	5	P T S S
------------------	----	-------	---------	---	---------

430i Convertible

A-S8, 2.0L, 4cyl	27	24/33	\$2,300	6	P T S S
------------------	----	-------	---------	---	---------

430i Coupe

A-S8, 2.0L, 4cyl	29	26/34	\$2,150	6	P T S S
------------------	----	-------	---------	---	---------

430i xDrive Coupe

A-S8, 2.0L, 4cyl	27	24/33	\$2,300	6	P T S S
------------------	----	-------	---------	---	---------

840i Convertible

A-S8, 3.0L, 6cyl	25	22/29	\$2,500	5	P T S S
------------------	----	-------	---------	---	---------

840i Coupe

A-S8, 3.0L, 6cyl	25	23/30	\$2,500	5	P T S S
------------------	----	-------	---------	---	---------

840i xDrive Convertible

A-S8, 3.0L, 6cyl	23	20/27	\$2,700	5	P T S S
------------------	----	-------	---------	---	---------

840i xDrive Coupe

A-S8, 3.0L, 6cyl	23	20/27	\$2,700	5	P T S S
------------------	----	-------	---------	---	---------

i3

A-1	113	124/102	\$650	10	EV
-----	-----	---------	-------	----	----

i3 with Range Extender

A-1, 0.6L, 2cyl	See page 43.				P PHEV S S
-----------------	--------------	--	--	--	------------

i3s

A-1	113	124/102	\$650	10	EV
-----	-----	---------	-------	----	----

i3s with Range Extender

A-1, 0.6L, 2cyl	See page 43.				P PHEV S S
-----------------	--------------	--	--	--	------------

M2 Competition Coupe

AM-S7, 3.0L, 6cyl	19	16/23	\$3,300	3	P T S S
M-6, 3.0L, 6cyl	20	18/24	\$3,100	4	P T S S

M240i Convertible

A-S8, 3.0L, 6cyl	24	21/30	\$2,600	5	P T S S
M-6, 3.0L, 6cyl	21	19/27	\$2,950	4	P T S S

M240i Coupe

A-S8, 3.0L, 6cyl	24	21/30	\$2,600	5	P T S S
M-6, 3.0L, 6cyl	21	19/27	\$2,950	4	P T S S

M240i xDrive Convertible

A-S8, 3.0L, 6cyl	24	21/30	\$2,600	5	P T S S
------------------	----	-------	---------	---	---------

M240i xDrive Coupe

A-S8, 3.0L, 6cyl	24	21/30	\$2,600	5	P T S S
------------------	----	-------	---------	---	---------

M4 Competition Coupe

A-S8, 3.0L, 6cyl	19	16/23	\$3,300	3	P T S S
------------------	----	-------	---------	---	---------

Manufacturer Model Configuration (trans, eng size, cyl)	MPG		Annual Fuel Cost	GHG Rating	Notes
	Comb	City/Hwy			
M4 Coupe					
M-6, 3.0L, 6cyl	19	16/23	\$3,300	3	P T SS
M440i Convertible					
A-S8, 3.0L, 6cyl	26	23/31	\$2,400	5	P T MHEV SS
M440i xDrive Coupe					
A-S8, 3.0L, 6cyl	25	22/31	\$2,500	5	P T MHEV SS
M8 Competition Convertible					
A-S8, 4.4L, 8cyl	17	15/21	\$3,650	3	P T Tax SS
M8 Convertible					
A-S8, 4.4L, 8cyl	17	15/21	\$3,650	3	P T Tax SS
M850i xDrive Convertible					
A-S8, 4.4L, 8cyl	19	17/24	\$3,300	3	P T SS
M850i xDrive Coupe					
A-S8, 4.4L, 8cyl	20	17/25	\$3,100	4	P T SS

CHEVROLET

Camaro

A-S8, 2.0L, 4cyl	25	22/30	\$2,500	5	PR T
M-6, 2.0L, 4cyl	22	19/29	\$2,850	4	PR T
A-S10, 3.6L, 6cyl	22	18/29	\$2,200	4	C. D.
M-6, 3.6L, 6cyl	20	16/26	\$2,450	4	
A-S10, 6.2L, 8cyl	20	16/26	\$3,100	4	PR C. D.
A-S10, 6.2L, 8cyl	16	13/21	\$3,900	2	PR S Tax
M-6, 6.2L, 8cyl	19	16/24	\$3,300	3	PR
M-6, 6.2L, 8cyl	16	14/20	\$3,900	2	PR S Tax

Spark

▶ AV, 1.4L, 4cyl	33	30/38	\$1,450	7	
▶ M-5, 1.4L, 4cyl	33	29/38	\$1,450	7	

Spark ACTIV

▶ AV, 1.4L, 4cyl	33	30/37	\$1,450	7	
M-5, 1.4L, 4cyl	32	29/37	\$1,500	7	

FERRARI

Roma

AM-8, 3.9L, 8cyl	19	17/22	\$3,300	3	PRT SS
------------------	----	-------	---------	---	--------

FORD

Mustang

A-10, 2.3L, 4cyl	25	21/32	\$1,950	5	T
A-S10, 2.3L, 4cyl	25	21/32	\$1,950	5	T
M-6, 2.3L, 4cyl	24	21/29	\$2,000	5	T
A-S10, 5.0L, 8cyl	19	15/24	\$2,550	3	
M-6, 5.0L, 8cyl	18	15/24	\$2,700	3	

Mustang Convertible

A-10, 2.3L, 4cyl	23	20/28	\$2,100	5	T
A-S10, 2.3L, 4cyl	23	20/28	\$2,100	5	T
M-6, 2.3L, 4cyl	23	20/27	\$2,100	5	T
A-S10, 5.0L, 8cyl	18	15/23	\$2,700	3	

Mustang HO Convertible

A-S10, 2.3L, 4cyl	22	19/26	\$2,200	4	T
M-6, 2.3L, 4cyl	21	19/25	\$2,300	4	T

Mustang HO Coupe

A-S10, 2.3L, 4cyl	23	20/27	\$2,100	5	T
M-6, 2.3L, 4cyl	22	20/27	\$2,200	4	T

Mustang Mach 1

A-S10, 5.0L, 8cyl	18	15/23	\$2,700	3	
M-6, 5.0L, 8cyl	17	14/22	\$2,850	3	Tax

Manufacturer Model Configuration (trans, eng size, cyl)	MPG		Annual Fuel Cost	GHG Rating	Notes
	Comb	City/Hwy			
Shelby GT500 Mustang					
AM-7, 5.2L, 8cyl	14	12/18	\$4,450	1	PR S Tax

INFINITI

Q60

A-S7, 3.0L, 6cyl	22	19/28	\$2,850	4	PR T
------------------	----	-------	---------	---	------

Q60 AWD

A-S7, 3.0L, 6cyl	22	19/27	\$2,850	4	PR T
------------------	----	-------	---------	---	------

Q60 Red Sport

A-S7, 3.0L, 6cyl	22	20/27	\$2,850	4	PR T
------------------	----	-------	---------	---	------

Q60 Red Sport AWD

A-S7, 3.0L, 6cyl	21	19/26	\$2,950	4	PR T
------------------	----	-------	---------	---	------

KARMA

GS-6 (21-inch wheels)

A-1, 1.5L, 3cyl			See page 43.		PR T PHEV SS
-----------------	--	--	--------------	--	--------------

GS-6 (22-inch wheels)

A-1, 1.5L, 3cyl			See page 43.		PR T PHEV SS
-----------------	--	--	--------------	--	--------------

LEXUS

LC 500

A-S10, 5.0L, 8cyl	19	16/25	\$3,300	3	PR
-------------------	----	-------	---------	---	----

LC 500h

AV-S10, 3.5L, 6cyl	29	26/34	\$2,150	6	PR HEV SS
--------------------	----	-------	---------	---	-----------

RC 300

A-S8, 2.0L, 4cyl	25	21/31	\$2,500	5	PR T
------------------	----	-------	---------	---	------

RC 300 AWD

A-S6, 3.5L, 6cyl	22	19/26	\$2,850	4	PR
------------------	----	-------	---------	---	----

RC 350

A-S8, 3.5L, 6cyl	23	20/28	\$2,700	5	PR
------------------	----	-------	---------	---	----

RC 350 AWD

A-S6, 3.5L, 6cyl	22	19/26	\$2,850	4	PR
------------------	----	-------	---------	---	----

RC F

A-S8, 5.0L, 8cyl	19	16/24	\$3,300	3	PR
------------------	----	-------	---------	---	----

MERCEDES-BENZ

A220

AM-7, 2.0L, 4cyl	29	25/36	\$2,150	6	PR T SS
------------------	----	-------	---------	---	---------

A220 4matic

AM-7, 2.0L, 4cyl	28	25/34	\$2,200	6	PR T SS
------------------	----	-------	---------	---	---------

AMG A35 4matic

AM-7, 2.0L, 4cyl	25	22/29	\$2,500	5	PR T SS
------------------	----	-------	---------	---	---------

AMG C43 4matic Convertible

A-9, 3.0L, 6cyl	22	19/27	\$2,850	4	PR T SS
-----------------	----	-------	---------	---	---------

AMG C43 4matic Coupe

A-9, 3.0L, 6cyl	22	19/27	\$2,850	4	PR T SS
-----------------	----	-------	---------	---	---------

AMG C63 Convertible

A-9, 4.0L, 8cyl	20	17/25	\$3,100	4	PR T SS
-----------------	----	-------	---------	---	---------

AMG C63 Coupe

A-9, 4.0L, 8cyl	20	17/26	\$3,100	4	PR T SS
-----------------	----	-------	---------	---	---------

AMG C63 S Convertible

A-9, 4.0L, 8cyl	20	17/25	\$3,100	4	PR T SS
-----------------	----	-------	---------	---	---------

AMG C63 S Coupe

A-9, 4.0L, 8cyl	20	17/26	\$3,100	4	PR T SS
-----------------	----	-------	---------	---	---------

Manufacturer Model Configuration (trans, eng size, cyl)	MPG		Annual Fuel Cost	GHG Rating	Notes
	Comb	City/Hwy			
AMG E53 4matic Plus Convertible					
A-9, 3.0L, 6cyl	23	21/27	\$2,700	5	PR MHEV SS
AMG E53 4matic Plus Coupe					
A-9, 3.0L, 6cyl	24	21/28	\$2,600	5	PR MHEV SS
AMG S63 4matic Plus Convertible					
A-9, 4.0L, 8cyl	17	14/24	\$3,650	3	PRT C. D. SS
C300 4matic Convertible					
A-9, 2.0L, 4cyl	25	22/30	\$2,500	5	PRT SS
C300 4matic Coupe					
A-9, 2.0L, 4cyl	26	23/32	\$2,400	5	PRT SS
C300 Convertible					
A-9, 2.0L, 4cyl	26	23/31	\$2,400	5	PRT SS
C300 Coupe					
A-9, 2.0L, 4cyl	27	24/33	\$2,300	6	PRT SS
E450 4matic Convertible					
A-9, 3.0L, 6cyl	25	23/29	\$2,500	5	PRT MHEV SS
E450 4matic Coupe					
A-9, 3.0L, 6cyl	25	23/30	\$2,500	5	PRT MHEV SS
E450 Convertible					
A-9, 3.0L, 6cyl	25	23/30	\$2,500	5	PRT MHEV SS
E450 Coupe					
A-9, 3.0L, 6cyl	26	23/31	\$2,400	5	PRT MHEV SS
S560 Convertible					
A-9, 4.0L, 8cyl	20	16/26	\$3,100	4	PRT SS

MINI

Cooper Hardtop 2 door

AM-S7, 1.5L, 3cyl	31	28/37	\$2,000	7	P T SS
M-6, 1.5L, 3cyl	30	26/37	\$2,100	6	P T

Cooper Hardtop 4 door

AM-S7, 1.5L, 3cyl	31	28/37	\$2,000	7	P T SS
M-6, 1.5L, 3cyl	30	26/37	\$2,100	6	P T

Cooper S Hardtop 2 door

AM-S7, 2.0L, 4cyl	30	26/35	\$2,100	6	P T
M-6, 2.0L, 4cyl	27	23/33	\$2,300	6	P T

Cooper S Hardtop 4 door

AM-S7, 2.0L, 4cyl	30	26/35	\$2,100	6	P T
M-6, 2.0L, 4cyl	27	23/33	\$2,300	6	P T

Cooper SE Hardtop 2 door

A-1	108	115/100	\$700	10	EV
-----	-----	---------	-------	----	----

John Cooper Works GP

A-S8, 2.0L, 4cyl	26	24/30	\$2,400	5	P T
------------------	----	-------	---------	---	-----

John Cooper Works Hardtop

A-S8, 2.0L, 4cyl	29	26/34	\$2,150	6	P T
M-6, 2.0L, 4cyl	27	23/33	\$2,300	6	P T

NISSAN

GT-R

AM-S6, 3.8L, 6cyl	18	16/22	\$3,450	3	PRT
-------------------	----	-------	---------	---	-----

ROUSH PERFORMANCE

Mustang

A-S10, 5.0L, 8cyl	15	12/19	\$4,150	2	PR S Tax
M-6, 5.0L, 8cyl	14	12/19	\$4,450	1	PR S Tax

Manufacturer Model Configuration (trans, eng size, cyl)	MPG		Annual Fuel Cost	GHG Rating	Notes
	Comb	City/Hwy			
COMPACT CARS					

ACURA

ILX

AM-S8, 2.4L, 4cyl	28	24/34	\$2,200	6	P
-------------------	----	-------	---------	---	---

TLX AWD

A-S10, 2.0L, 4cyl	24	21/29	\$2,600	5	P T SS
-------------------	----	-------	---------	---	--------

TLX AWD A-SPEC

A-S10, 2.0L, 4cyl	24	21/29	\$2,600	5	P T SS
-------------------	----	-------	---------	---	--------

TLX FWD

A-S10, 2.0L, 4cyl	25	22/31	\$2,500	5	P T SS
-------------------	----	-------	---------	---	--------

TLX FWD A-SPEC

A-S10, 2.0L, 4cyl	25	22/30	\$2,500	5	P T SS
-------------------	----	-------	---------	---	--------

TLX Type-S

A-S10, 3.0L, 6cyl	21	19/25	\$2,950	4	P T C. D. SS
-------------------	----	-------	---------	---	--------------

TLX Type-S Perf Tire

A-S10, 3.0L, 6cyl	21	19/24	\$2,950	4	P T C. D. SS
-------------------	----	-------	---------	---	--------------

AUDI

A4 quattro

AM-S7, 2.0L, 4cyl	28	25/34	\$2,200	6	PT MHEV SS
-------------------	----	-------	---------	---	------------

A4 S line quattro

AM-S7, 2.0L, 4cyl	27	24/31	\$2,300	6	PT MHEV SS
-------------------	----	-------	---------	---	------------

S4

A-S8, 3.0L, 6cyl	23	20/28	\$2,700	5	P T SS
------------------	----	-------	---------	---	--------

BMW

228i Gran Coupe

A-S8, 2.0L, 4cyl	28	24/33	\$2,200	6	P T SS
------------------	----	-------	---------	---	--------

228i xDrive Gran Coupe

A-S8, 2.0L, 4cyl	27	23/33	\$2,300	6	P T SS
------------------	----	-------	---------	---	--------

330e

A-S8, 2.0L, 4cyl	See page 43.				P T PHEV SS
------------------	--------------	--	--	--	-------------

330e xDrive

A-S8, 2.0L, 4cyl	See page 43.				P T PHEV SS
------------------	--------------	--	--	--	-------------

330i

A-S8, 2.0L, 4cyl	30	26/36	\$2,100	6	P T SS
------------------	----	-------	---------	---	--------

330i xDrive

A-S8, 2.0L, 4cyl	28	25/34	\$2,200	6	P T SS
------------------	----	-------	---------	---	--------

530e

A-S8, 2.0L, 4cyl	See page 43.				P T PHEV SS
------------------	--------------	--	--	--	-------------

530e xDrive

A-S8, 2.0L, 4cyl	See page 43.				P T PHEV SS
------------------	--------------	--	--	--	-------------

M235i xDrive Gran Coupe

A-S8, 2.0L, 4cyl	26	23/32	\$2,400	5	P T SS
------------------	----	-------	---------	---	--------

M3

M-6, 3.0L, 6cyl	19	16/23	\$3,300	3	P T SS
-----------------	----	-------	---------	---	--------

M3 Competition

A-S8, 3.0L, 6cyl	19	16/23	\$3,300	3	P T SS
------------------	----	-------	---------	---	--------

M340i

A-S8, 3.0L, 6cyl	26	23/32	\$2,400	5	PT MHEV SS
------------------	----	-------	---------	---	------------

M340i xDrive

A-S8, 3.0L, 6cyl	25	22/31	\$2,500	5	PT MHEV SS
------------------	----	-------	---------	---	------------

Manufacturer Model Configuration (trans, eng size, cyl)	MPG		Annual Fuel Cost	GHG Rating	Notes
	Comb	City/Hwy			

CADILLAC

CT4

A-S8, 2.0L, 4cyl	27	23/34	\$2,300	6	P T C. D. SS
A-S10, 2.7L, 4cyl	25	21/31	\$2,500	5	P R T C. D. SS

CT4 AWD

A-S8, 2.0L, 4cyl	26	23/32	\$2,400	5	P T C. D. SS
A-S10, 2.7L, 4cyl	24	21/29	\$2,600	5	P R T C. D. SS

CT4 V

A-S10, 2.7L, 4cyl	23	20/29	\$2,700	5	P R T C. D. SS
-------------------	----	-------	---------	---	----------------

CT4 V AWD

A-S10, 2.7L, 4cyl	23	20/28	\$2,700	5	P R T C. D. SS
-------------------	----	-------	---------	---	----------------

GENESIS

G70 AWD

A-S8, 2.0L, 4cyl	23	20/27	\$2,700	5	P T SS
A-S8, 3.3L, 6cyl	20	17/25	\$3,100	4	P T

G70 RWD

A-S8, 2.0L, 4cyl	25	22/30	\$2,500	5	P T SS
M-6, 2.0L, 4cyl	22	18/28	\$2,850	4	P T
A-S8, 3.3L, 6cyl	20	17/26	\$3,100	4	P T

HONDA

Insight Touring

AV, 1.5L, 4cyl	48	51/45	\$1,000	9	HEV SS
----------------	----	-------	---------	---	--------

HYUNDAI

Accent

AV-S1, 1.6L, 4cyl	36	33/41	\$1,350	8	
M-6, 1.6L, 4cyl	33	29/39	\$1,450	7	

Veloster

AM-S7, 1.6L, 4cyl	30	28/34	\$1,600	6	T
M-6, 1.6L, 4cyl	29	26/33	\$1,700	6	T
A-S6, 2.0L, 4cyl	30	27/34	\$1,600	6	
M-6, 2.0L, 4cyl	28	25/33	\$1,750	6	

Veloster N

AM-S8, 2.0L, 4cyl	22	20/27	\$2,850	4	P T
M-6, 2.0L, 4cyl	25	22/28	\$2,500	5	P T

JAGUAR

XE P250

A-S8, 2.0L, 4cyl	28	25/34	\$2,200	6	P T SS
------------------	----	-------	---------	---	--------

XE P250 AWD

A-S8, 2.0L, 4cyl	28	24/34	\$2,200	6	P T SS
------------------	----	-------	---------	---	--------

XE P300 AWD

A-S8, 2.0L, 4cyl	25	22/30	\$2,500	5	P T SS
------------------	----	-------	---------	---	--------

KANDI

K27

A-1	114	127/102	\$650	10	EV
-----	-----	---------	-------	----	----

KIA

Rio

AV-S1, 1.6L, 4cyl	36	33/41	\$1,350	8	
-------------------	----	-------	---------	---	--

Manufacturer Model Configuration (trans, eng size, cyl)	MPG		Annual Fuel Cost	GHG Rating	Notes
	Comb	City/Hwy			

LEXUS

IS 300

A-S8, 2.0L, 4cyl	25	21/31	\$2,500	5	P R T
------------------	----	-------	---------	---	-------

IS 300 AWD

A-S6, 3.5L, 6cyl	22	19/26	\$2,850	4	PR
------------------	----	-------	---------	---	----

IS 350

A-S8, 3.5L, 6cyl	23	20/28	\$2,700	5	PR
------------------	----	-------	---------	---	----

IS 350 AWD

A-S6, 3.5L, 6cyl	22	19/26	\$2,850	4	PR
------------------	----	-------	---------	---	----

UX 250h

AV-S6, 2.0L, 4cyl	42	43/41	\$1,150	8	HEV SS
-------------------	----	-------	---------	---	--------

UX 250h AWD

AV-S6, 2.0L, 4cyl	39	41/38	\$1,250	8	HEV SS
-------------------	----	-------	---------	---	--------

MAZDA

2

A-S6, 1.5L, 4cyl	35	32/40	\$1,400	7	
M-6, 1.5L, 4cyl	34	30/39	\$1,450	7	

3 4-Door 2WD

A-S6, 2.0L, 4cyl	31	28/36	\$1,550	7	
A-S6, 2.5L, 4cyl	30	26/35	\$1,600	6	
A-S6, 2.5L, 4cyl	30	26/35	\$1,600	6	C. D.

3 4-Door 4WD

A-S6, 2.5L, 4cyl	28	25/33	\$1,750	6	
A-S6, 2.5L, 4cyl	28	25/33	\$1,750	6	C. D.
A-S6, 2.5L, 4cyl	27	23/32	\$1,800	6	T

CX-3 2WD

A-S6, 2.0L, 4cyl	31	29/34	\$1,550	7	
------------------	----	-------	---------	---	--

CX-3 4WD

A-S6, 2.0L, 4cyl	29	27/32	\$1,700	6	
------------------	----	-------	---------	---	--

MERCEDES-BENZ

AMG C43 4matic

A-9, 3.0L, 6cyl	21	18/27	\$2,950	4	P R T SS
-----------------	----	-------	---------	---	----------

AMG C63

A-9, 4.0L, 8cyl	21	17/26	\$2,950	4	P R T SS
-----------------	----	-------	---------	---	----------

AMG C63 S

A-9, 4.0L, 8cyl	21	17/26	\$2,950	4	P R T SS
-----------------	----	-------	---------	---	----------

AMG CLA35 4matic

AM-7, 2.0L, 4cyl	25	22/29	\$2,500	5	P R T SS
------------------	----	-------	---------	---	----------

AMG CLA45 4matic

AM-8, 2.0L, 4cyl	23	20/29	\$2,700	5	P R T SS
------------------	----	-------	---------	---	----------

AMG CLS53 4matic Plus

A-9, 3.0L, 6cyl	23	21/26	\$2,700	5	PR MHEV SS
-----------------	----	-------	---------	---	------------

AMG GT 43 4matic Plus

A-9, 3.0L, 6cyl	22	20/25	\$2,850	4	PR MHEV SS
-----------------	----	-------	---------	---	------------

AMG GT 53 4matic Plus

A-9, 3.0L, 6cyl	22	20/25	\$2,850	4	PR MHEV SS
-----------------	----	-------	---------	---	------------

AMG GT 63 4matic Plus

A-9, 4.0L, 8cyl	18	16/21	\$3,450	3	P R T C. D. SS
-----------------	----	-------	---------	---	----------------

AMG GT 63 S 4matic Plus

A-9, 4.0L, 8cyl	18	16/21	\$3,450	3	P R T C. D. SS
-----------------	----	-------	---------	---	----------------

Manufacturer Model Configuration (trans, eng size, cyl)	MPG		Annual Fuel Cost	GHG Rating	Notes
	Comb	City/Hwy			

AMG S63 4matic Plus Coupe

A-9, 4.0L, 8cyl	19	16/26	\$3,300	3	PRT C. D. SS
-----------------	----	-------	---------	---	--------------

C300

A-9, 2.0L, 4cyl	27	23/35	\$2,300	6	PRT SS
-----------------	----	-------	---------	---	--------

C300 4matic

A-9, 2.0L, 4cyl	27	23/33	\$2,300	6	PRT SS
-----------------	----	-------	---------	---	--------

CLA250

AM-7, 2.0L, 4cyl	29	25/35	\$2,150	6	PRT SS
------------------	----	-------	---------	---	--------

CLA250 4matic

AM-7, 2.0L, 4cyl	27	24/33	\$2,300	6	PRT SS
------------------	----	-------	---------	---	--------

CLS450

A-9, 3.0L, 6cyl	26	23/30	\$2,400	5	PRT MHEV SS
-----------------	----	-------	---------	---	-------------

CLS450 4matic

A-9, 3.0L, 6cyl	25	22/29	\$2,500	5	PRT MHEV SS
-----------------	----	-------	---------	---	-------------

S560 4matic Coupe

A-9, 4.0L, 8cyl	20	16/26	\$3,100	4	PRT SS
-----------------	----	-------	---------	---	--------

MINI

Mirage

AV, 1.2L, 3cyl	39	36/43	\$1,250	8	
M-5, 1.2L, 3cyl	36	33/41	\$1,350	8	

Mirage G4

AV, 1.2L, 3cyl	37	35/41	\$1,300	8	
M-5, 1.2L, 3cyl	35	33/40	\$1,400	7	

NISSAN

Versa

AV, 1.6L, 4cyl	35	32/40	\$1,400	7	
M-5, 1.6L, 4cyl	30	27/35	\$1,600	6	

PORSCHE

Taycan Perf Battery

A-2	79	76/84	\$900	10	EV
-----	----	-------	-------	----	----

Taycan Perf Battery Plus

A-2	75	71/80	\$1,000	10	EV
-----	----	-------	---------	----	----

ROLLS-ROYCE

Dawn

A-S8, 6.6L, 12cyl	14	12/18	\$4,450	1	PT Tax
-------------------	----	-------	---------	---	--------

Dawn Black Badge

A-S8, 6.6L, 12cyl	14	12/18	\$4,450	1	PT Tax
-------------------	----	-------	---------	---	--------

SUBARU

WRX

AV-S8, 2.0L, 4cyl	21	18/24	\$2,950	4	PT
M-6, 2.0L, 4cyl	23	20/27	\$2,700	5	PT
M-6, 2.5L, 4cyl	18	16/22	\$3,450	3	PRT

TOYOTA

C-HR

AV-S7, 2.0L, 4cyl	29	27/31	\$1,700	6	
-------------------	----	-------	---------	---	--

Manufacturer Model Configuration (trans, eng size, cyl)	MPG		Annual Fuel Cost	GHG Rating	Notes
	Comb	City/Hwy			

COROLLA

AV, 1.8L, 4cyl	33	30/38	\$1,450	7	
M-6, 1.8L, 4cyl	33	29/39	\$1,450	7	
AV-S10, 2.0L, 4cyl	34	31/40	\$1,450	7	
M-6, 2.0L, 4cyl	32	29/36	\$1,500	7	

Corolla APEX

AV-S10, 2.0L, 4cyl	34	31/38	\$1,450	7	
M-6, 2.0L, 4cyl	31	28/36	\$1,550	7	

Corolla Hatchback

AM-S10, 2.0L, 4cyl	35	32/41	\$1,400	7	
M-6, 2.0L, 4cyl	31	28/37	\$1,550	7	

Corolla Hatchback XSE

AM-S10, 2.0L, 4cyl	33	30/38	\$1,450	7	
--------------------	----	-------	---------	---	--

Corolla Hybrid

AV, 1.8L, 4cyl	52	53/52	\$950	9	HEV SS
----------------	----	-------	-------	---	--------

Corolla XLE

AV, 1.8L, 4cyl	32	29/37	\$1,500	7	
----------------	----	-------	---------	---	--

Corolla XSE

AV-S10, 2.0L, 4cyl	34	31/38	\$1,450	7	
--------------------	----	-------	---------	---	--

Mirai Limited

AV	65	67/64	NA	10	HFCV
----	----	-------	----	----	------

Mirai XLE

AV	74	76/71	NA	10	HFCV
----	----	-------	----	----	------

VOLKSWAGEN

Golf

A-S8, 1.4L, 4cyl	32	29/36	\$1,500	7	T SS
M-6, 1.4L, 4cyl	33	29/39	\$1,450	7	T

GTI

AM-S7, 2.0L, 4cyl	27	24/32	\$1,800	6	T SS
M-6, 2.0L, 4cyl	26	23/30	\$1,850	5	T

Jetta

A-S8, 1.4L, 4cyl	33	29/39	\$1,450	7	T SS
M-6, 1.4L, 4cyl	34	30/41	\$1,450	7	T

Jetta GLI

AM-S7, 2.0L, 4cyl	28	24/35	\$1,750	6	T SS
M-6, 2.0L, 4cyl	28	24/33	\$1,750	6	T

VOLVO

S60 AWD

A-S8, 2.0L, 4cyl	26	22/33	\$2,400	5	PRT SS
A-S8, 2.0L, 4cyl	25	21/32	\$2,500	5	PRT S SS

S60 AWD PHEV

A-S8, 2.0L, 4cyl	See page 43.				PRT S PHEV SS
------------------	--------------	--	--	--	---------------

S60 FWD

A-S8, 2.0L, 4cyl	27	23/34	\$2,300	6	PRT SS
------------------	----	-------	---------	---	--------

MIDSIZE CARS

ALFA ROMEO

Giulia

A-8, 2.0L, 4cyl	27	24/33	\$2,300	6	PT SS
A-8, 2.9L, 6cyl	20	17/25	\$3,100	4	PRT C. D. SS

Giulia AWD

A-8, 2.0L, 4cyl	26	23/31	\$2,400	5	PT SS
-----------------	----	-------	---------	---	-------

Manufacturer Model Configuration (trans, eng size, cyl)	MPG		Annual Fuel Cost	GHG Rating	Notes
	Comb	City/Hwy			
AUDI					
A5 Sportback quattro					
AM-S7, 2.0L, 4cyl	28	25/34	\$2,200	6	P T MHEV SS
A5 Sportback S line quattro					
AM-S7, 2.0L, 4cyl	27	24/31	\$2,300	6	P T MHEV SS
A6 quattro					
AM-S7, 2.0L, 4cyl	26	23/31	\$2,400	5	P T MHEV SS
AM-S7, 3.0L, 6cyl	24	22/29	\$2,600	5	P T MHEV SS
A7 quattro					
AM-S7, 2.0L, 4cyl		See page 43.			P T PHEV SS
AM-S7, 3.0L, 6cyl	24	22/29	\$2,600	5	P T MHEV SS
RS 5 Sportback					
A-S8, 2.9L, 6cyl	21	18/25	\$2,950	4	P T
RS 7					
A-S8, 4.0L, 8cyl	17	15/22	\$3,650	3	P T C. D. MHEV SS
S5 Sportback					
A-S8, 3.0L, 6cyl	23	20/28	\$2,700	5	P T SS
S6					
A-S8, 2.9L, 6cyl	22	18/28	\$2,850	4	P T MHEV SS
S7					
A-S8, 2.9L, 6cyl	22	18/28	\$2,850	4	P T MHEV SS
BENTLEY					
Flying Spur					
AM-S8, 4.0L, 8cyl	17	15/20	\$3,650	3	P T Tax C. D. SS
AM-S8, 6.0L, 12cyl	15	12/19	\$4,150	2	P T Tax C. D. SS
BMW					
530i					
A-S8, 2.0L, 4cyl	28	25/33	\$2,200	6	P T SS
530i xDrive					
A-S8, 2.0L, 4cyl	27	23/32	\$2,300	6	P T HEV SS
540i					
A-S8, 3.0L, 6cyl	27	25/32	\$2,300	6	P T MHEV SS
540i xDrive					
A-S8, 3.0L, 6cyl	26	23/31	\$2,400	5	P T SS
840i Gran Coupe					
A-S8, 3.0L, 6cyl	25	22/29	\$2,500	5	P T SS
840i xDrive Gran Coupe					
A-S8, 3.0L, 6cyl	23	20/27	\$2,700	5	P T SS
M5					
A-S8, 4.4L, 8cyl	17	15/21	\$3,650	3	P T Tax SS
M5 Competition					
A-S8, 4.4L, 8cyl	17	15/21	\$3,650	3	P T Tax SS
M550i xDrive					
A-S8, 4.4L, 8cyl	20	17/25	\$3,100	4	P T SS
M8 Competition Gran Coupe					
A-S8, 4.4L, 8cyl	17	15/21	\$3,650	3	P T Tax SS
M8 Gran Coupe					
A-S8, 4.4L, 8cyl	17	15/21	\$3,650	3	PR T Tax SS
M850i xDrive Gran Coupe					
A-S8, 4.4L, 8cyl	19	17/24	\$3,300	3	P T SS

Manufacturer Model Configuration (trans, eng size, cyl)	MPG		Annual Fuel Cost	GHG Rating	Notes
	Comb	City/Hwy			
X2 M35i					
A-S8, 2.0L, 4cyl	26	23/30	\$2,400	5	P T SS
X2 sDrive28i					
A-S8, 2.0L, 4cyl	27	24/32	\$2,300	6	P T SS
X2 xDrive28i					
A-S8, 2.0L, 4cyl	27	24/31	\$2,300	6	P T SS
CADILLAC					
CTS					
A-S10, 2.0L, 4cyl	26	23/32	\$2,400	5	P T C. D. SS
A-S10, 3.0L, 6cyl	22	19/28	\$2,850	4	PR T C. D. SS
CTS AWD					
A-S10, 2.0L, 4cyl	25	21/31	\$2,500	5	P T C. D. SS
A-S10, 3.0L, 6cyl	21	18/26	\$2,950	4	PR T C. D. SS
CTS V					
A-S10, 3.0L, 6cyl	21	18/27	\$2,950	4	PR T C. D. SS
CTS V AWD					
A-S10, 3.0L, 6cyl	21	18/26	\$2,950	4	PR T C. D. SS
CHEVROLET					
Malibu					
AV, 1.5L, 4cyl	32	29/36	\$1,500	7	T SS
A-9, 2.0L, 4cyl	26	22/33	\$1,850	5	T
DODGE					
Challenger					
A-8, 3.6L, 6cyl	23	19/30	\$2,100	5	
A-8, 5.7L, 8cyl	19	16/25	\$3,000	3	Mid C. D.
M-6, 5.7L, 8cyl	18	15/23	\$3,450	3	P
A-8, 6.4L, 8cyl	18	15/24	\$3,450	3	P C. D.
M-6, 6.4L, 8cyl	17	14/23	\$3,650	3	P Tax C. D.
Challenger AWD					
A-8, 3.6L, 6cyl	21	18/27	\$2,300	4	
Challenger SRT					
A-8, 6.2L, 8cyl	16	13/22	\$3,900	2	P S Tax
M-6, 6.2L, 8cyl	16	13/21	\$3,900	2	P S Tax
Challenger SRT Widebody					
A-8, 6.2L, 8cyl	15	13/21	\$4,150	2	P S Tax
M-6, 6.2L, 8cyl	16	13/21	\$3,900	2	P S Tax
Challenger Widebody					
A-8, 6.4L, 8cyl	18	15/24	\$3,450	3	P C. D.
M-6, 6.4L, 8cyl	17	14/23	\$3,650	3	P Tax C. D.
HONDA					
Civic 4Dr					
AV, 1.5L, 4cyl	36	32/42	\$1,350	8	T
AV-S7, 1.5L, 4cyl	33	30/38	\$1,450	7	T
AV, 2.0L, 4cyl	33	30/38	\$1,450	7	
AV-S7, 2.0L, 4cyl	32	29/37	\$1,500	7	
Clarity FCV					
A-1	68	68/67	NA	10	H FCV
Clarity Plug-in Hybrid					
AV, 1.5L, 4cyl		See page 43.			PHEV SS
Insight					
AV, 1.5L, 4cyl	52	55/49	\$950	9	HEV SS

Manufacturer Model Configuration (trans, eng size, cyl)	MPG		Annual Fuel Cost	GHG Rating	Notes
	Comb	City/Hwy			

HYUNDAI

Elantra

AM-S7, 1.6L, 4cyl	31	28/36	\$1,550	7	T
M-6, 1.6L, 4cyl	28	25/34	\$1,750	6	T
AV-S1, 2.0L, 4cyl	37	33/43	\$1,300	8	SS
AV-S1, 2.0L, 4cyl	35	31/41	\$1,400	7	

Elantra Hybrid

AM-S6, 1.6L, 4cyl	50	49/52	\$950	9	HEV SS
-------------------	----	-------	-------	---	--------

Elantra Hybrid Blue

AM-S6, 1.6L, 4cyl	54	53/56	\$900	10	HEV SS
-------------------	----	-------	-------	----	--------

Ioniq Electric

A-1	133	145/121	\$550	10	EV
-----	-----	---------	-------	----	----

Ioniq Plug-in Hybrid

AM-S6, 1.6L, 4cyl	See page 43.				PHEV SS
-------------------	--------------	--	--	--	---------

Venue

AV-S1, 1.6L, 4cyl	31	30/33	\$1,550	7	
-------------------	----	-------	---------	---	--

INFINITI

Q50

A-S7, 3.0L, 6cyl	23	20/29	\$2,700	5	PRT
------------------	----	-------	---------	---	-----

Q50 AWD

A-S7, 3.0L, 6cyl	22	19/27	\$2,850	4	PRT
------------------	----	-------	---------	---	-----

Q50 Red Sport

A-S7, 3.0L, 6cyl	22	20/26	\$2,850	4	PRT
------------------	----	-------	---------	---	-----

Q50 Red Sport AWD

A-S7, 3.0L, 6cyl	22	19/26	\$2,850	4	PRT
------------------	----	-------	---------	---	-----

JAGUAR

XF P250

A-S8, 2.0L, 4cyl	28	25/33	\$2,200	6	P T SS
------------------	----	-------	---------	---	--------

XF P250 AWD

A-S8, 2.0L, 4cyl	26	23/32	\$2,400	5	P T SS
------------------	----	-------	---------	---	--------

XF P300 AWD

A-S8, 2.0L, 4cyl	25	22/30	\$2,500	5	P T SS
------------------	----	-------	---------	---	--------

KIA

Forte

AM-S7, 1.6L, 4cyl	30	27/35	\$1,600	6	T
M-6, 1.6L, 4cyl	28	25/32	\$1,750	6	T
AV, 2.0L, 4cyl	33	29/40	\$1,450	7	
M-6, 2.0L, 4cyl	31	27/37	\$1,550	7	

Forte FE

AV, 2.0L, 4cyl	35	31/41	\$1,400	7	
----------------	----	-------	---------	---	--

Stinger AWD

A-S8, 2.0L, 4cyl	24	21/29	\$2,600	5	P T SS
A-S8, 3.3L, 6cyl	20	17/25	\$3,100	4	P T SS

Stinger RWD

A-S8, 2.0L, 4cyl	25	22/29	\$2,500	5	P T SS
A-S8, 3.3L, 6cyl	20	17/25	\$3,100	4	P T SS

LEXUS

ES 250 AWD

A-S8, 2.5L, 4cyl	28	25/34	\$1,750	6	
------------------	----	-------	---------	---	--

Manufacturer Model Configuration (trans, eng size, cyl)	MPG		Annual Fuel Cost	GHG Rating	Notes
	Comb	City/Hwy			

ES 300h

AV-S6, 2.5L, 4cyl	44	43/44	\$1,100	9	HEV SS
-------------------	----	-------	---------	---	--------

ES 350

A-S8, 3.5L, 6cyl	26	22/32	\$1,850	5	
------------------	----	-------	---------	---	--

ES 350 F Sport

A-S8, 3.5L, 6cyl	25	22/31	\$1,950	5	
------------------	----	-------	---------	---	--

LS 500

A-S10, 3.4L, 6cyl	22	18/29	\$2,850	4	PRT
-------------------	----	-------	---------	---	-----

LS 500 AWD

A-S10, 3.4L, 6cyl	21	17/27	\$2,950	4	PRT
-------------------	----	-------	---------	---	-----

LS 500h

AV-S10, 3.5L, 6cyl	28	25/33	\$2,200	6	PR HEV SS
--------------------	----	-------	---------	---	-----------

LS 500h AWD

AV-S10, 3.5L, 6cyl	26	23/29	\$2,400	5	PR HEV SS
--------------------	----	-------	---------	---	-----------

UX 200

AV-S10, 2.0L, 4cyl	32	29/37	\$1,500	7	
--------------------	----	-------	---------	---	--

MASERATI

Ghibli

A-8, 3.0L, 6cyl	20	17/25	\$3,100	4	PRT SS
-----------------	----	-------	---------	---	--------

Ghibli S

A-8, 3.0L, 6cyl	20	17/25	\$3,100	4	PRT SS
-----------------	----	-------	---------	---	--------

Ghibli SQ4

A-8, 3.0L, 6cyl	19	16/24	\$3,300	3	PRT SS
-----------------	----	-------	---------	---	--------

Ghibli Trofeo

A-8, 3.8L, 8cyl	16	13/20	\$3,900	2	PRT Tax SS
-----------------	----	-------	---------	---	------------

MAZDA

3 5-Door 2WD

A-S6, 2.5L, 4cyl	29	26/34	\$1,700	6	
M-6, 2.5L, 4cyl	27	24/33	\$1,800	6	

3 5-Door 4WD

A-S6, 2.5L, 4cyl	27	25/31	\$1,800	6	
A-S6, 2.5L, 4cyl	26	23/31	\$1,850	5	T

6

A-S6, 2.5L, 4cyl	29	26/35	\$1,700	6	C.D.
A-S6, 2.5L, 4cyl	26	23/31	\$1,850	5	T

MERCEDES-BENZ

AMG E53 4matic Plus

A-9, 3.0L, 6cyl	25	22/29	\$2,500	5	PR MHEV SS
-----------------	----	-------	---------	---	------------

AMG E63 S 4matic Plus

A-9, 4.0L, 8cyl	18	16/23	\$3,450	3	PRT SS
-----------------	----	-------	---------	---	--------

E350

A-9, 2.0L, 4cyl	25	22/31	\$2,500	5	PRT SS
-----------------	----	-------	---------	---	--------

E350 4matic

A-9, 2.0L, 4cyl	25	22/30	\$2,500	5	PRT SS
-----------------	----	-------	---------	---	--------

E450 4matic

A-9, 3.0L, 6cyl	26	23/30	\$2,400	5	PRT MHEV SS
-----------------	----	-------	---------	---	-------------

MINI

Cooper Countryman

AM-S7, 1.5L, 3cyl	29	26/33	\$2,150	6	P T SS
-------------------	----	-------	---------	---	--------

Manufacturer Model Configuration (trans, eng size, cyl)	MPG		Annual Fuel Cost	GHG Rating	Notes
	Comb	City/Hwy			
Cooper Countryman All4					
A-S8, 1.5L, 3cyl	27	23/32	\$2,300	6	P T
Cooper S Clubman					
AM-S7, 2.0L, 4cyl	29	25/35	\$2,150	6	P T
M-6, 2.0L, 4cyl	26	22/32	\$2,400	5	P T
Cooper S Clubman All4					
A-S8, 2.0L, 4cyl	26	23/32	\$2,400	5	P T SS
Cooper S Countryman					
AM-S7, 2.0L, 4cyl	28	24/33	\$2,200	6	P T
Cooper S Countryman All4					
A-S8, 2.0L, 4cyl	26	23/31	\$2,400	5	P T SS
Cooper SE Countryman All4					
A-S6, 1.5L, 3cyl	See page 43.				P T PHEV SS
JCW Countryman All4					
A-S8, 2.0L, 4cyl	26	23/30	\$2,400	5	P T SS
John Cooper Works Clubman All4					
A-S8, 2.0L, 4cyl	26	23/31	\$2,400	5	P T SS

NISSAN

Altima

AV, 2.5L, 4cyl	32	28/39	\$1,500	7	
----------------	----	-------	---------	---	--

Altima AWD

AV, 2.5L, 4cyl	30	26/36	\$1,600	6	
----------------	----	-------	---------	---	--

Altima AWD SR/Platinum

AV, 2.5L, 4cyl	29	25/35	\$1,700	6	
----------------	----	-------	---------	---	--

Altima SR

AV, 2.5L, 4cyl	31	27/37	\$1,550	7	
----------------	----	-------	---------	---	--

Altima SR/Platinum

AV, 2.0L, 4cyl	29	25/34	\$1,700	6	T
----------------	----	-------	---------	---	---

Altima SV/SL

AV, 2.5L, 4cyl	31	27/37	\$1,550	7	
----------------	----	-------	---------	---	--

Kicks

AV, 1.6L, 4cyl	33	31/36	\$1,450	7	
----------------	----	-------	---------	---	--

Leaf (40 kW-hr battery pack)

A-1	111	123/99	\$700	10	EV
-----	-----	--------	-------	----	----

Leaf (62 kW-hr battery pack)

A-1	108	118/97	\$700	10	EV
-----	-----	--------	-------	----	----

Leaf SV/SL (62 kW-hr battery pack)

A-1	104	114/94	\$750	10	EV
-----	-----	--------	-------	----	----

Maxima

AV-S7, 3.5L, 6cyl	24	20/30	\$2,600	5	P
-------------------	----	-------	---------	---	---

Sentra

AV, 2.0L, 4cyl	33	29/39	\$1,450	7	
----------------	----	-------	---------	---	--

Sentra SR

AV, 2.0L, 4cyl	32	28/37	\$1,500	7	
----------------	----	-------	---------	---	--

POLESTAR

2

A-1	92	96/88	\$800	10	EV
-----	----	-------	-------	----	----

PORSCHE

Taycan 4 Cross Turismo

A-2	76	76/77	\$1,000	10	EV
-----	----	-------	---------	----	----

Manufacturer Model Configuration (trans, eng size, cyl)	MPG		Annual Fuel Cost	GHG Rating	Notes
	Comb	City/Hwy			
Taycan 4S Cross Turismo					
A-2	75	75/75	\$1,000	10	EV
Taycan Turbo Cross Turismo					
A-2	72	72/72	\$1,050	10	EV
Taycan Turbo S Cross Turismo					
A-2	73	74/73	\$1,050	10	EV

ROLLS-ROYCE

Wraith

A-S8, 6.6L, 12cyl	14	12/18	\$4,450	1	P T Tax
-------------------	----	-------	---------	---	---------

Wraith Black Badge

A-S8, 6.6L, 12cyl	14	12/18	\$4,450	1	P T Tax
-------------------	----	-------	---------	---	---------

SUBARU

Impreza 4-Door

AV-S7, 2.0L, 4cyl	32	28/36	\$1,500	7	
-------------------	----	-------	---------	---	--

M-5, 2.0L, 4cyl	26	23/31	\$1,850	5	
-----------------	----	-------	---------	---	--

Impreza Sport 4-Door

AV-S7, 2.0L, 4cyl	30	27/36	\$1,600	6	
-------------------	----	-------	---------	---	--

TESLA

Model 3 Long Range AWD

A-1	134	141/127	\$550	10	EV
-----	-----	---------	-------	----	----

Model 3 Performance AWD

A-1	113	118/107	\$650	10	EV
-----	-----	---------	-------	----	----

Model 3 Standard Range Plus RWD

A-1	142	150/133	\$550	10	EV
-----	-----	---------	-------	----	----

TOYOTA

Avalon

A-S8, 3.5L, 6cyl	25	22/31	\$1,950	5	
------------------	----	-------	---------	---	--

Avalon AWD

A-S8, 2.5L, 4cyl	28	25/34	\$1,750	6	
------------------	----	-------	---------	---	--

Avalon Hybrid

AV-S6, 2.5L, 4cyl	43	43/43	\$1,150	9	HEV SS
-------------------	----	-------	---------	---	--------

Avalon Hybrid XLE

AV-S6, 2.5L, 4cyl	44	43/44	\$1,100	9	HEV SS
-------------------	----	-------	---------	---	--------

Avalon TRD

A-S8, 3.5L, 6cyl	25	21/30	\$1,950	5	
------------------	----	-------	---------	---	--

Avalon XLE

A-S8, 3.5L, 6cyl	26	22/32	\$1,850	5	
------------------	----	-------	---------	---	--

Camry

A-S8, 3.5L, 6cyl	26	22/33	\$1,850	5	
------------------	----	-------	---------	---	--

Camry AWD LE/SE

A-S8, 2.5L, 4cyl	29	25/34	\$1,700	6	
------------------	----	-------	---------	---	--

Camry AWD XLE/XSE

A-S8, 2.5L, 4cyl	28	25/34	\$1,750	6	
------------------	----	-------	---------	---	--

Camry Hybrid LE

AV-S6, 2.5L, 4cyl	52	51/53	\$950	9	HEV SS
-------------------	----	-------	-------	---	--------

Camry Hybrid SE/XLE/XSE

AV-S6, 2.5L, 4cyl	46	44/47	\$1,050	9	HEV SS
-------------------	----	-------	---------	---	--------

Camry LE/SE

A-S8, 2.5L, 4cyl	32	28/39	\$1,500	7	
------------------	----	-------	---------	---	--

Manufacturer Model Configuration (trans, eng size, cyl)	MPG		Annual Fuel Cost	GHG Rating	Notes
	Comb	City/Hwy			
Camry TRD					
A-S8, 3.5L, 6cyl	25	22/31	\$1,950	5	
Camry XLE/XSE					
A-S8, 2.5L, 4cyl	31	27/38	\$1,550	7	
Camry XSE					
A-S8, 3.5L, 6cyl	26	22/32	\$1,850	5	
Prius					
AV, 1.8L, 4cyl	52	54/50	\$950	9	HEV SS
Prius AWD					
AV, 1.8L, 4cyl	49	51/47	\$1,000	9	PT4 HEV SS
Prius Eco					
AV, 1.8L, 4cyl	56	58/53	\$850	10	HEV SS
Prius Prime					
AV, 1.8L, 4cyl		See page 43.			PHEV SS

VOLKSWAGEN

Passat

A-S6, 2.0L, 4cyl	28	24/36	\$1,750	6	T SS
------------------	----	-------	---------	---	------

VOLVO

S90 AWD

A-S8, 2.0L, 4cyl	25	21/32	\$2,500	5	PRT S SS
------------------	----	-------	---------	---	----------

S90 AWD PHEV

A-S8, 2.0L, 4cyl		See page 43.			PRT S PHEV SS
------------------	--	--------------	--	--	---------------

LARGE CARS

AUDI

A8 L

A-S8, 3.0L, 6cyl	21	17/26	\$2,950	4	PT MHEV SS
A-S8, 3.0L, 6cyl		See page 43.			PT PHEV SS
A-S8, 4.0L, 8cyl	18	15/23	\$3,450	3	PT C. D. MHEV SS

S8

A-S8, 4.0L, 8cyl	16	13/22	\$3,900	2	PT Tax C. D. MHEV SS
------------------	----	-------	---------	---	----------------------

BMW

740i

A-S8, 3.0L, 6cyl	25	22/29	\$2,500	5	PT SS
------------------	----	-------	---------	---	-------

740i xDrive

A-S8, 3.0L, 6cyl	23	20/27	\$2,700	5	PT SS
------------------	----	-------	---------	---	-------

745e xDrive

A-S8, 3.0L, 6cyl		See page 43.			PT PHEV SS
------------------	--	--------------	--	--	------------

750i xDrive

A-S8, 4.4L, 8cyl	19	17/24	\$3,300	3	PT SS
------------------	----	-------	---------	---	-------

Alpina B7

A-S8, 4.4L, 8cyl	19	17/24	\$3,300	3	PT SS
------------------	----	-------	---------	---	-------

M760i xDrive

A-S8, 6.6L, 12cyl	16	13/20	\$3,900	2	PT Tax SS
-------------------	----	-------	---------	---	-----------

X1 sDrive28i

A-S8, 2.0L, 4cyl	27	24/33	\$2,300	6	PT SS
------------------	----	-------	---------	---	-------

X1 xDrive28i

A-S8, 2.0L, 4cyl	26	23/31	\$2,400	5	PT SS
------------------	----	-------	---------	---	-------

Manufacturer Model Configuration (trans, eng size, cyl)	MPG		Annual Fuel Cost	GHG Rating	Notes
	Comb	City/Hwy			

CHRYSLER

300

A-8, 3.6L, 6cyl	23	19/30	\$2,100	5	
A-8, 5.7L, 8cyl	19	16/25	\$3,000	3	Mid C. D.

300 AWD

A-8, 3.6L, 6cyl	21	18/27	\$2,300	4	
-----------------	----	-------	---------	---	--

DODGE

Charger

A-8, 3.6L, 6cyl	23	19/30	\$2,100	5	
A-8, 5.7L, 8cyl	19	16/25	\$3,000	3	Mid C. D.
A-8, 6.4L, 8cyl	18	15/24	\$3,450	3	P. C. D.

Charger AWD

A-8, 3.6L, 6cyl	21	18/27	\$2,300	4	
-----------------	----	-------	---------	---	--

Charger SRT Widebody

A-8, 6.2L, 8cyl	15	12/21	\$4,150	2	P S Tax
-----------------	----	-------	---------	---	---------

Charger Widebody

A-8, 6.4L, 8cyl	18	15/24	\$3,450	3	P. C. D.
-----------------	----	-------	---------	---	----------

GENESIS

G80 AWD

A-S8, 2.5L, 4cyl	25	22/30	\$2,500	5	PT SS
A-S8, 3.5L, 6cyl	21	18/26	\$2,950	4	PT SS

G80 RWD

A-S8, 2.5L, 4cyl	26	23/32	\$2,400	5	PT SS
A-S8, 3.5L, 6cyl	22	19/27	\$2,850	4	PT SS

G90 AWD

A-S8, 3.3L, 6cyl	20	17/24	\$3,100	4	PT
A-S8, 5.0L, 8cyl	18	16/23	\$3,450	3	P

G90 RWD

A-S8, 3.3L, 6cyl	19	17/24	\$3,300	3	PT
A-S8, 5.0L, 8cyl	19	16/24	\$3,300	3	P

HONDA

Accord

AV, 1.5L, 4cyl	33	30/38	\$1,450	7	T SS
----------------	----	-------	---------	---	------

Accord Hybrid

AV, 2.0L, 4cyl	48	48/48	\$1,000	9	HEV SS
----------------	----	-------	---------	---	--------

Accord Hybrid Sport/Touring

AV, 2.0L, 4cyl	43	44/41	\$1,150	9	HEV SS
----------------	----	-------	---------	---	--------

Accord Sport/Touring

AV-S7, 1.5L, 4cyl	32	29/35	\$1,500	7	T SS
A-S10, 2.0L, 4cyl	26	22/32	\$1,850	5	T

Civic 5Dr

AV, 1.5L, 4cyl	34	31/40	\$1,450	7	T
AV-S7, 1.5L, 4cyl	32	29/35	\$1,950	7	PT
M-6, 1.5L, 4cyl	32	29/37	\$1,950	7	PT
M-6, 2.0L, 4cyl	25	22/28	\$2,500	5	PT

HYUNDAI

Ioniq

AM-S6, 1.6L, 4cyl	55	54/56	\$900	10	HEV SS
-------------------	----	-------	-------	----	--------

Ioniq Blue

AM-S6, 1.6L, 4cyl	59	58/60	\$800	10	HEV SS
-------------------	----	-------	-------	----	--------

Manufacturer Model Configuration (trans, eng size, cyl)	MPG		Annual Fuel Cost	GHG Rating	Notes
	Comb	City/Hwy			

Sonata

A-S8, 1.6L, 4cyl	30	27/37	\$1,600	6	T
A-S8, 2.5L, 4cyl	32	28/38	\$1,500	7	SS
A-S8, 2.5L, 4cyl	31	27/37	\$1,550	7	
AM-S8, 2.5L, 4cyl	27	23/33	\$1,800	6	T

Sonata Hybrid

AM-S6, 2.0L, 4cyl	47	45/51	\$1,050	9	HEV SS
-------------------	----	-------	---------	---	--------

Sonata Hybrid Blue

AM-S6, 2.0L, 4cyl	52	50/54	\$950	9	HEV SS
-------------------	----	-------	-------	---	--------

KIA

K5

A-S8, 1.6L, 4cyl	32	29/38	\$1,500	7	T SS
A-S8, 1.6L, 4cyl	31	27/37	\$1,550	7	T
AM-S8, 2.5L, 4cyl	27	24/32	\$1,800	6	T

K5 AWD

A-S8, 1.6L, 4cyl	29	26/34	\$1,700	6	T
------------------	----	-------	---------	---	---

MASERATI

Quattroporte S

A-8, 3.0L, 6cyl	19	16/24	\$3,300	3	PRT SS
-----------------	----	-------	---------	---	--------

Quattroporte SQ4

A-8, 3.0L, 6cyl	19	16/24	\$3,300	3	PRT SS
-----------------	----	-------	---------	---	--------

Quattroporte Trofeo

A-8, 3.8L, 8cyl	16	13/20	\$3,900	2	PRT Tax SS
-----------------	----	-------	---------	---	------------

MERCEDES-BENZ

S500 4matic

A-9, 3.0L, 6cyl	24	20/29	\$2,600	5	PR MHEV SS
-----------------	----	-------	---------	---	------------

S580 4matic

A-9, 4.0L, 8cyl	20	17/25	\$3,100	4	PR T MHEV SS
-----------------	----	-------	---------	---	--------------

S580 4matic Maybach

A-9, 4.0L, 8cyl	19	16/24	\$3,300	3	PR T MHEV SS
-----------------	----	-------	---------	---	--------------

PORSCHE

Panamera

AM-S8, 2.9L, 6cyl	20	18/24	\$3,100	4	PRT SS
-------------------	----	-------	---------	---	--------

Panamera 4

AM-S8, 2.9L, 6cyl	20	18/24	\$3,100	4	PRT SS
-------------------	----	-------	---------	---	--------

Panamera 4 e-Hybrid

AM-S8, 2.9L, 6cyl	See page 43.				P T PHEV SS
-------------------	--------------	--	--	--	-------------

Panamera 4 e-Hybrid Executive

AM-S8, 2.9L, 6cyl	See page 43.				P T PHEV SS
-------------------	--------------	--	--	--	-------------

Panamera 4 e-Hybrid ST

AM-S8, 2.9L, 6cyl	See page 43.				P T PHEV SS
-------------------	--------------	--	--	--	-------------

Panamera 4 Executive

AM-S8, 2.9L, 6cyl	19	17/23	\$3,300	3	PRT SS
-------------------	----	-------	---------	---	--------

Panamera 4 ST

AM-S8, 2.9L, 6cyl	20	18/23	\$3,100	4	PRT SS
-------------------	----	-------	---------	---	--------

Panamera 4S

AM-S8, 2.9L, 6cyl	20	18/24	\$3,100	4	PRT SS
-------------------	----	-------	---------	---	--------

Panamera 4S e-Hybrid

AM-S8, 2.9L, 6cyl	See page 43.				P T PHEV SS
-------------------	--------------	--	--	--	-------------

Panamera 4S e-Hybrid Executive

AM-S8, 2.9L, 6cyl	See page 43.				P T PHEV SS
-------------------	--------------	--	--	--	-------------

Manufacturer Model Configuration (trans, eng size, cyl)	MPG		Annual Fuel Cost	GHG Rating	Notes
	Comb	City/Hwy			

Panamera 4S e-Hybrid ST

AM-S8, 2.9L, 6cyl	See page 43.				P T PHEV SS
-------------------	--------------	--	--	--	-------------

Panamera 4S Executive

AM-S8, 2.9L, 6cyl	19	17/23	\$3,300	3	PRT SS
-------------------	----	-------	---------	---	--------

Panamera 4S ST

AM-S8, 2.9L, 6cyl	19	17/23	\$3,300	3	PRT SS
-------------------	----	-------	---------	---	--------

Panamera GTS

AM-S8, 4.0L, 8cyl	17	15/21	\$3,650	3	PRT SS
-------------------	----	-------	---------	---	--------

Panamera GTS ST

AM-S8, 4.0L, 8cyl	17	15/20	\$3,650	3	PRT SS
-------------------	----	-------	---------	---	--------

Panamera Turbo S

AM-S8, 4.0L, 8cyl	17	15/21	\$3,650	3	PRT SS
-------------------	----	-------	---------	---	--------

Panamera Turbo S e-Hybrid

AM-S8, 4.0L, 8cyl	See page 43.				P T PHEV SS
-------------------	--------------	--	--	--	-------------

Panamera Turbo S e-Hybrid Executive

AM-S8, 4.0L, 8cyl	See page 43.				P T PHEV SS
-------------------	--------------	--	--	--	-------------

Panamera Turbo S e-Hybrid ST

AM-S8, 4.0L, 8cyl	See page 43.				P T PHEV SS
-------------------	--------------	--	--	--	-------------

Panamera Turbo S Executive

AM-S8, 4.0L, 8cyl	17	15/21	\$3,650	3	PRT SS
-------------------	----	-------	---------	---	--------

Panamera Turbo S ST

AM-S8, 4.0L, 8cyl	17	15/21	\$3,650	3	PRT SS
-------------------	----	-------	---------	---	--------

Taycan 4S Perf Battery

A-2	79	79/80	\$950	10	EV
-----	----	-------	-------	----	----

Taycan 4S Perf Battery Plus

A-2	77	75/81	\$1,000	10	EV
-----	----	-------	---------	----	----

Taycan Turbo

A-2	73	71/75	\$1,000	10	EV
-----	----	-------	---------	----	----

Taycan Turbo S

A-2	70	69/71	\$1,100	10	EV
-----	----	-------	---------	----	----

ROLLS-ROYCE

Ghost

A-S8, 6.7L, 12cyl	14	12/19	\$4,450	1	P T Tax
-------------------	----	-------	---------	---	---------

Ghost EWB

A-S8, 6.7L, 12cyl	14	12/19	\$4,450	1	P T Tax
-------------------	----	-------	---------	---	---------

Phantom

A-S8, 6.7L, 12cyl	14	12/20	\$4,450	1	P T Tax
-------------------	----	-------	---------	---	---------

Phantom EWB

A-S8, 6.7L, 12cyl	14	12/20	\$4,450	1	P T Tax
-------------------	----	-------	---------	---	---------

SUBARU

Legacy AWD

AV-S8, 2.4L, 4cyl	27	24/32	\$1,800	6	T SS
AV-S8, 2.5L, 4cyl	30	27/35	\$1,600	6	SS

TESLA

Model S Long Range

A-1	120	124/115	\$650	10	EV
-----	-----	---------	-------	----	----

Model S Performance (19in Wheels)

A-1	110	114/106	\$700	10	EV
-----	-----	---------	-------	----	----

Model S Performance (21in Wheels)

A-1	96	98/93	\$800	10	EV
-----	----	-------	-------	----	----

Manufacturer Model Configuration (trans, eng size, cyl)	MPG		Annual Fuel Cost	GHG Rating	Notes
	Comb	City/Hwy			

Model S Plaid (21inch wheels)

A-1	101	102/99	\$750	10	EV
-----	-----	--------	-------	----	----

VOLKSWAGEN

Arteon

A-S8, 2.0L, 4cyl	25	22/32	\$2,500	5	P T SS
------------------	----	-------	---------	---	--------

Arteon 4motion

A-S8, 2.0L, 4cyl	24	20/31	\$2,600	5	P T SS
------------------	----	-------	---------	---	--------

SMALL STATION WAGONS

AUDI

A4 allroad quattro

AM-S7, 2.0L, 4cyl	26	24/30	\$2,400	5	P T MHEV SS
-------------------	----	-------	---------	---	-------------

CHEVROLET

Bolt EV

▶ AV	118	127/108	\$650	10	EV
------	-----	---------	-------	----	----

FORD

Mustang Mach-E AWD

A-1	93	100/86	\$800	10	EV
-----	----	--------	-------	----	----

Mustang Mach-E AWD Extended

A-1	90	96/84	\$850	10	EV
-----	----	-------	-------	----	----

Mustang Mach-E GT

A-1	84	90/77	\$900	10	EV
-----	----	-------	-------	----	----

Mustang Mach-E GT Performance

A-1	82	88/75	\$950	10	EV
-----	----	-------	-------	----	----

Mustang Mach-E RWD

A-1	100	105/93	\$750	10	EV
-----	-----	--------	-------	----	----

Mustang Mach-E RWD California Route 1

A-1	101	108/94	\$750	10	EV
-----	-----	--------	-------	----	----

Mustang Mach-E RWD Extended

A-1	97	104/90	\$800	10	EV
-----	----	--------	-------	----	----

HONDA

HR-V AWD

AV, 1.8L, 4cyl	29	27/31	\$1,700	6	
----------------	----	-------	---------	---	--

AV-S7, 1.8L, 4cyl	28	26/31	\$1,750	6	
-------------------	----	-------	---------	---	--

HR-V FWD

AV, 1.8L, 4cyl	30	28/34	\$1,600	6	
----------------	----	-------	---------	---	--

AV-S7, 1.8L, 4cyl	30	28/34	\$1,600	6	
-------------------	----	-------	---------	---	--

KIA

Niro

AM-S6, 1.6L, 4cyl	49	51/46	\$1,000	9	HEV SS
-------------------	----	-------	---------	---	--------

Niro Electric

A-1	112	123/102	\$700	10	EV
-----	-----	---------	-------	----	----

Niro FE

▶ AM-S6, 1.6L, 4cyl	50	53/48	\$950	9	HEV SS
---------------------	----	-------	-------	---	--------

Niro Plug-in Hybrid

AM-S6, 1.6L, 4cyl	See page 43.				PHEV SS
-------------------	--------------	--	--	--	---------

Niro Touring

AM-S6, 1.6L, 4cyl	43	46/40	\$1,150	9	HEV SS
-------------------	----	-------	---------	---	--------

Manufacturer Model Configuration (trans, eng size, cyl)	MPG		Annual Fuel Cost	GHG Rating	Notes
	Comb	City/Hwy			

Soul

AM-S7, 1.6L, 4cyl	29	27/32	\$1,700	6	T SS
-------------------	----	-------	---------	---	------

AV, 2.0L, 4cyl	30	28/33	\$1,600	6	SS
----------------	----	-------	---------	---	----

M-6, 2.0L, 4cyl	27	25/31	\$1,800	6	
-----------------	----	-------	---------	---	--

Soul Eco dynamics

AV, 2.0L, 4cyl	31	29/35	\$1,550	7	SS
----------------	----	-------	---------	---	----

MERCEDES-BENZ

AMG GLA35 4matic

AM-8, 2.0L, 4cyl	25	23/29	\$2,500	5	P R T SS
------------------	----	-------	---------	---	----------

AMG GLA45 4matic

AM-8, 2.0L, 4cyl	23	20/27	\$2,700	5	P R T SS
------------------	----	-------	---------	---	----------

NISSAN

Rogue Sport

AV-S8, 2.0L, 4cyl	28	25/32	\$1,750	6	
-------------------	----	-------	---------	---	--

Rogue Sport AWD

AV-S8, 2.0L, 4cyl	27	24/30	\$1,800	6	
-------------------	----	-------	---------	---	--

SUBARU

Impreza 5-Door

AV-S7, 2.0L, 4cyl	31	28/36	\$1,550	7	
-------------------	----	-------	---------	---	--

M-5, 2.0L, 4cyl	26	24/31	\$1,850	5	
-----------------	----	-------	---------	---	--

Impreza Sport 5-Door

AV-S7, 2.0L, 4cyl	30	27/35	\$1,600	6	
-------------------	----	-------	---------	---	--

M-5, 2.0L, 4cyl	25	22/30	\$1,950	5	
-----------------	----	-------	---------	---	--

VOLVO

V60 AWD PHEV

A-S8, 2.0L, 4cyl	See page 43.				P R T S PHEV SS
------------------	--------------	--	--	--	-----------------

V60 CC AWD

A-S8, 2.0L, 4cyl	25	22/31	\$2,500	5	P R T SS
------------------	----	-------	---------	---	----------

V60 FWD

A-S8, 2.0L, 4cyl	27	23/34	\$2,300	6	P R T SS
------------------	----	-------	---------	---	----------

MIDSIZE STATION WAGONS

AUDI

A6 Allroad

AM-S7, 3.0L, 6cyl	22	20/26	\$2,850	4	P T MHEV SS
-------------------	----	-------	---------	---	-------------

RS 6 Avant

A-S8, 4.0L, 8cyl	17	15/22	\$3,650	3	P T C. D. MHEV SS
------------------	----	-------	---------	---	-------------------

MERCEDES-BENZ

AMG E63 S 4matic Plus (SW)

A-9, 4.0L, 8cyl	18	16/23	\$3,450	3	P R T SS
-----------------	----	-------	---------	---	----------

AMG GLB35 4matic

AM-8, 2.0L, 4cyl	23	21/26	\$2,700	5	P R T SS
------------------	----	-------	---------	---	----------

E450 4matic All-Terrain (wagon)

A-9, 3.0L, 6cyl	24	22/28	\$2,600	5	P R T MHEV SS
-----------------	----	-------	---------	---	---------------

NISSAN

Murano AWD

AV-S7, 3.5L, 6cyl	23	20/28	\$2,100	5	
-------------------	----	-------	---------	---	--

Manufacturer Model Configuration (trans, eng size, cyl)	MPG		Annual Fuel Cost	GHG Rating	Notes
	Comb	City/Hwy			

Murano FWD

AV-S7, 3.5L, 6cyl	23	20/28	\$2,100	5	
-------------------	----	-------	---------	---	--

ROLLS-ROYCE

Cullinan

A-S8, 6.7L, 12cyl	14	12/20	\$4,450	1	P T Tax
-------------------	----	-------	---------	---	---------

Cullinan Black Badge

A-S8, 6.7L, 12cyl	14	12/20	\$4,450	1	P T Tax
-------------------	----	-------	---------	---	---------

VOLVO

V90 AWD

A-S8, 2.0L, 4cyl	25	21/32	\$2,500	5	P R T S SS
------------------	----	-------	---------	---	------------

V90 CC AWD

A-S8, 2.0L, 4cyl	24	20/30	\$2,600	5	P R T S SS
------------------	----	-------	---------	---	------------

V90 FWD

A-S8, 2.0L, 4cyl	26	22/33	\$2,400	5	P R T S S
------------------	----	-------	---------	---	-----------

SMALL PICKUP TRUCKS 2WD

CHEVROLET

Colorado 2WD

A-6, 2.5L, 4cyl	22	19/25	\$2,200	4	
-----------------	----	-------	---------	---	--

A-6, 2.8L, 4cyl	23	20/30	\$2,300	4	D T
-----------------	----	-------	---------	---	-----

A-8, 3.6L, 6cyl	21	18/25	\$2,300	4	C. D.
-----------------	----	-------	---------	---	-------

GMC

Canyon 2WD

A-6, 2.5L, 4cyl	22	19/25	\$2,200	4	
-----------------	----	-------	---------	---	--

A-6, 2.8L, 4cyl	23	20/30	\$2,300	4	D T
-----------------	----	-------	---------	---	-----

A-8, 3.6L, 6cyl	21	18/25	\$2,300	4	C. D.
-----------------	----	-------	---------	---	-------

TOYOTA

Tacoma 2WD

A-S6, 2.7L, 4cyl	21	20/23	\$2,300	4	
------------------	----	-------	---------	---	--

A-S6, 3.5L, 6cyl	21	19/24	\$2,300	4	
------------------	----	-------	---------	---	--

SMALL PICKUP TRUCKS 4WD

CHEVROLET

Colorado 4WD

A-6, 2.5L, 4cyl	21	19/24	\$2,300	4	
-----------------	----	-------	---------	---	--

A-6, 2.8L, 4cyl	22	19/28	\$2,450	4	D T
-----------------	----	-------	---------	---	-----

A-8, 3.6L, 6cyl	19	17/24	\$2,550	3	C. D.
-----------------	----	-------	---------	---	-------

Colorado ZR2 4WD

A-6, 2.8L, 4cyl	19	18/22	\$2,800	3	D T
-----------------	----	-------	---------	---	-----

A-8, 3.6L, 6cyl	17	16/18	\$2,850	3	C. D.
-----------------	----	-------	---------	---	-------

GMC

Canyon 4WD

A-6, 2.5L, 4cyl	21	19/24	\$2,300	4	
-----------------	----	-------	---------	---	--

A-6, 2.8L, 4cyl	22	19/28	\$2,450	4	D T
-----------------	----	-------	---------	---	-----

A-8, 3.6L, 6cyl	18	16/22	\$2,700	3	C. D.
-----------------	----	-------	---------	---	-------

Manufacturer Model Configuration (trans, eng size, cyl)	MPG		Annual Fuel Cost	GHG Rating	Notes
	Comb	City/Hwy			

TOYOTA

Tacoma 4WD

A-S6, 2.7L, 4cyl	20	19/22	\$2,450	4	PT4
------------------	----	-------	---------	---	-----

A-S6, 3.5L, 6cyl	20	18/22	\$2,450	4	PT4
------------------	----	-------	---------	---	-----

M-6, 3.5L, 6cyl	18	17/21	\$2,700	3	PT4
-----------------	----	-------	---------	---	-----

Tacoma 4WD D-CAB MT TRD-ORP/PRO

M-6, 3.5L, 6cyl	18	17/20	\$2,700	3	PT4
-----------------	----	-------	---------	---	-----

STANDARD PICKUP TRUCKS 2WD

CHEVROLET

Silverado 2WD

A-8, 2.7L, 4cyl	21	20/23	\$2,300	4	T C. D. 3-Mode SS
-----------------	----	-------	---------	---	-------------------

A-8, 2.7L, 4cyl	21	20/23	\$2,300	4	T C. D. SS
-----------------	----	-------	---------	---	------------

A-10, 3.0L, 6cyl	27	23/33	\$2,000	5	D T SS
------------------	----	-------	---------	---	--------

A-6, 4.3L, 6cyl	17	16/21	\$2,850	3	C. D.
-----------------	----	-------	---------	---	-------

A-6, 5.3L, 8cyl	17	15/21	\$2,850	3	C. D.
-----------------	----	-------	---------	---	-------

A-6, 5.3L, 8cyl	16	14/21	\$3,050	2	
-----------------	----	-------	---------	---	--

A-6, 5.3L, 8cyl	16	15/19	\$3,050	2	Gas C. D.
-----------------	----	-------	---------	---	-----------

	12	11/15	\$3,700	3	E85
--	----	-------	---------	---	-----

A-8, 5.3L, 8cyl	19	17/23	\$2,550	3	C. D. SS
-----------------	----	-------	---------	---	----------

A-8, 5.3L, 8cyl	17	15/22	\$2,850	3	SS
-----------------	----	-------	---------	---	----

FORD

F150 Pickup 2WD

A-S10, 2.7L, 6cyl	22	20/26	\$2,200	4	T SS
-------------------	----	-------	---------	---	------

A-S10, 3.5L, 6cyl	20	18/24	\$2,450	4	T SS
-------------------	----	-------	---------	---	------

A-S10, 3.5L, 6cyl	20	17/24	\$2,450	4	T
-------------------	----	-------	---------	---	---

F150 Pickup 2WD FFV

A-S10, 3.3L, 6cyl	21	20/24	\$2,300	4	Gas SS
-------------------	----	-------	---------	---	--------

	16	14/19	\$2,800	5	E85
--	----	-------	---------	---	-----

A-S10, 5.0L, 8cyl	20	17/24	\$2,450	4	Gas C. D. SS
-------------------	----	-------	---------	---	--------------

	14	12/18	\$3,150	4	E85
--	----	-------	---------	---	-----

A-S10, 5.0L, 8cyl	19	17/24	\$2,550	3	Gas C. D.
-------------------	----	-------	---------	---	-----------

	14	12/18	\$3,150	4	E85
--	----	-------	---------	---	-----

F150 Pickup 2WD HEV

A-S10, 3.5L, 6cyl	25	25/26	\$1,950	5	T HEV SS
-------------------	----	-------	---------	---	----------

Ranger 2WD

A-S10, 2.3L, 4cyl	23	21/26	\$2,100	5	T SS
-------------------	----	-------	---------	---	------

GMC

Sierra 2WD

A-8, 2.7L, 4cyl	21	20/23	\$2,300	4	T C. D. SS
-----------------	----	-------	---------	---	------------

A-8, 2.7L, 4cyl	21	20/23	\$2,300	4	T C. D. 3-Mode SS
-----------------	----	-------	---------	---	-------------------

A-10, 3.0L, 6cyl	26	23/30	\$2,050	5	D T SS
------------------	----	-------	---------	---	--------

A-6, 4.3L, 6cyl	17	16/21	\$2,850	3	C. D.
-----------------	----	-------	---------	---	-------

A-6, 5.3L, 8cyl	17	15/21	\$2,850	3	C. D.
-----------------	----	-------	---------	---	-------

A-6, 5.3L, 8cyl	16	14/21	\$3,050	2	
-----------------	----	-------	---------	---	--

A-6, 5.3L, 8cyl	16	15/19	\$3,050	2	Gas C. D.
-----------------	----	-------	---------	---	-----------

	12	11/15	\$3,700	3	E85
--	----	-------	---------	---	-----

A-8, 5.3L, 8cyl	19	17/23	\$2,550	3	C. D. SS
-----------------	----	-------	---------	---	----------

A-8, 5.3L, 8cyl	17	15/22	\$2,850	3	SS
-----------------	----	-------	---------	---	----

NISSAN

Frontier 2WD

A-S9, 3.8L, 6cyl	20	18/24	\$2,450	4	
------------------	----	-------	---------	---	--

Titan 2WD

A-S9, 5.6L, 8cyl	18	16/21	\$3,450	3	P
------------------	----	-------	---------	---	---

Manufacturer Model Configuration (trans, eng size, cyl)	MPG		Annual Fuel Cost	GHG Rating	Notes
	Comb	City/Hwy			

RAM

1500 2WD

A-8, 3.0L, 6cyl	26	22/32	\$2,050	5	D T SS
A-8, 3.6L, 6cyl	22	20/25	\$2,200	4	MHEV SS
A-8, 5.7L, 8cyl	19	17/23	\$3,000	3	Mid C. D. MHEV SS
A-8, 5.7L, 8cyl	17	15/22	\$3,350	3	Mid C. D.

1500 Classic 2WD

A-8, 3.6L, 6cyl	20	17/25	\$2,450	4	
A-8, 5.7L, 8cyl	17	15/22	\$3,350	3	Mid C. D.

1500 HFE 2WD

A-8, 3.0L, 6cyl	26	23/33	\$2,050	5	D T
A-8, 3.6L, 6cyl	23	20/26	\$2,100	5	MHEV SS

TOYOTA

Tundra 2WD

A-S6, 5.7L, 8cyl	15	13/17	\$3,250	2	
------------------	----	-------	---------	---	--

STANDARD PICKUP TRUCKS 4WD

CHEVROLET

Silverado 4WD

A-8, 2.7L, 4cyl	20	19/22	\$2,450	4	T C. D. SS
A-8, 2.7L, 4cyl	20	19/22	\$2,450	4	T C. D. 3-Mode SS
A-10, 3.0L, 6cyl	24	22/26	\$2,200	4	D T SS
A-6, 4.3L, 6cyl	17	15/20	\$2,850	3	C. D.
A-10, 5.3L, 8cyl	19	16/22	\$2,550	3	C. D. SS
A-10, 5.3L, 8cyl	18	15/21	\$2,700	3	C. D.
A-6, 5.3L, 8cyl	17	15/20	\$2,850	3	C. D.
A-6, 5.3L, 8cyl	16	14/20	\$3,050	2	
A-6, 5.3L, 8cyl	16	14/18	\$3,050	2	Gas C. D.
	12	11/13	\$3,700	2	E85
A-8, 5.3L, 8cyl	18	16/22	\$2,700	3	C. D. SS
A-8, 5.3L, 8cyl	16	14/21	\$3,050	2	SS
A-10, 6.2L, 8cyl	18	16/21	\$3,450	3	PR C. D. SS
A-10, 6.2L, 8cyl	17	15/20	\$3,650	3	PR C. D.

Silverado 4WD TrailBoss

A-6, 4.3L, 6cyl	16	14/18	\$3,050	2	C. D.
A-10, 5.3L, 8cyl	18	16/21	\$2,700	3	C. D. SS
A-10, 5.3L, 8cyl	17	15/21	\$2,850	3	C. D.
A-6, 5.3L, 8cyl	16	14/18	\$3,050	2	C. D.
A-6, 5.3L, 8cyl	15	13/18	\$3,250	2	
A-10, 6.2L, 8cyl	17	15/19	\$3,650	3	PR C. D. SS
A-10, 6.2L, 8cyl	17	15/19	\$3,650	3	PR C. D. 3-Mode SS
A-10, 6.2L, 8cyl	16	14/19	\$3,900	2	PR C. D.

FORD

F150 Pickup 4WD

A-S10, 2.7L, 6cyl	21	19/24	\$2,300	4	T PT4 SS
A-S10, 2.7L, 6cyl	20	18/24	\$2,450	4	T PT4
A-S10, 3.0L, 6cyl	23	20/27	\$2,300	4	D T PT4 SS
A-S10, 3.5L, 6cyl	20	18/23	\$2,450	4	T PT4 SS
A-S10, 3.5L, 6cyl	19	17/23	\$2,550	3	T PT4

F150 Pickup 4WD FFV

A-S10, 3.3L, 6cyl	20	19/22	\$2,450	4	Gas PT4 SS
	15	14/18	\$2,950	4	E85
A-S10, 5.0L, 8cyl	19	16/22	\$2,550	3	Gas PT4 C. D. SS
	13	11/17	\$3,400	3	E85
A-S10, 5.0L, 8cyl	18	16/22	\$2,700	3	Gas PT4 C. D.
	14	12/17	\$3,150	3	E85

Manufacturer Model Configuration (trans, eng size, cyl)	MPG		Annual Fuel Cost	GHG Rating	Notes
	Comb	City/Hwy			

F150 Pickup 4WD HEV

A-S10, 3.5L, 6cyl	24	24/24	\$2,000	5	T PT4 HEV SS
-------------------	----	-------	---------	---	--------------

F150 Pickup Tremor 4WD

A-S10, 3.5L, 6cyl	18	16/20	\$2,700	3	T PT4 SS
A-S10, 3.5L, 6cyl	18	16/20	\$2,700	3	T PT4

F150 RAPTOR 37 4WD

A-S10, 3.5L, 6cyl	15	15/16	\$3,250	2	T PT4 SS
A-S10, 3.5L, 6cyl	15	14/16	\$3,250	2	T PT4

F150 RAPTOR 4WD

A-S10, 3.5L, 6cyl	16	15/18	\$3,050	2	T PT4 SS
A-S10, 3.5L, 6cyl	15	14/18	\$3,250	2	T PT4

Ranger 4WD

A-S10, 2.3L, 4cyl	22	20/24	\$2,200	4	T PT4 SS
-------------------	----	-------	---------	---	----------

Ranger Tremor 4WD

A-S10, 2.3L, 4cyl	19	19/19	\$2,550	3	T PT4 SS
-------------------	----	-------	---------	---	----------

GMC

Sierra 4WD

A-8, 2.7L, 4cyl	19	18/21	\$2,550	3	T C. D. SS
A-8, 2.7L, 4cyl	19	18/20	\$2,550	3	T C. D. 3-Mode SS
A-10, 3.0L, 6cyl	24	22/26	\$2,200	4	D T SS
A-6, 4.3L, 6cyl	17	15/20	\$2,850	3	C. D.
A-10, 5.3L, 8cyl	19	16/22	\$2,550	3	C. D. SS
A-10, 5.3L, 8cyl	18	15/21	\$2,700	3	C. D.
A-6, 5.3L, 8cyl	17	15/20	\$2,850	3	C. D.
A-6, 5.3L, 8cyl	16	14/20	\$3,050	2	
A-6, 5.3L, 8cyl	16	14/18	\$3,050	2	Gas C. D.
	12	11/13	\$3,700	3	E85
A-8, 5.3L, 8cyl	18	16/21	\$2,700	3	C. D. SS
A-8, 5.3L, 8cyl	16	14/20	\$3,050	2	SS
A-10, 6.2L, 8cyl	17	16/20	\$3,650	3	PR C. D. SS
A-10, 6.2L, 8cyl	16	15/20	\$3,900	2	PR C. D.

Sierra 4WD AT4

A-10, 3.0L, 6cyl	24	22/26	\$2,200	4	D T SS
A-10, 5.3L, 8cyl	18	16/21	\$2,700	3	C. D. SS
A-10, 5.3L, 8cyl	17	15/21	\$2,850	3	C. D.
A-6, 5.3L, 8cyl	16	14/18	\$3,050	2	C. D.
A-8, 5.3L, 8cyl	18	16/21	\$2,700	3	C. D. SS
A-8, 5.3L, 8cyl	16	14/20	\$3,050	2	SS
A-10, 6.2L, 8cyl	17	15/19	\$3,650	3	PR C. D. SS
A-10, 6.2L, 8cyl	16	14/19	\$3,900	2	PR C. D.

HONDA

Ridgeline AWD

A-S9, 3.5L, 6cyl	21	18/24	\$2,300	4	C. D.
------------------	----	-------	---------	---	-------

JEEP

Gladiator 4WD

A-8, 3.6L, 6cyl	19	17/22	\$2,550	3	SS
M-6, 3.6L, 6cyl	19	16/23	\$2,550	3	SS

Gladiator EcoDiesel 4WD

A-8, 3.0L, 6cyl	24	22/28	\$2,200	4	D T SS
-----------------	----	-------	---------	---	--------

Gladiator Rubicon EcoDiesel 4WD

A-8, 3.0L, 6cyl	24	21/27	\$2,200	4	D T SS
-----------------	----	-------	---------	---	--------

NISSAN

Frontier 4WD

A-S9, 3.8L, 6cyl	19	17/23	\$2,550	3	PT4
------------------	----	-------	---------	---	-----

Manufacturer Model Configuration (trans, eng size, cyl)	MPG		Annual Fuel Cost	GHG Rating	Notes
	Comb	City/Hwy			

Titan 4WD

A-S9, 5.6L, 8cyl	18	15/21	\$3,450	3	P PT4
------------------	----	-------	---------	---	-------

Titan 4WD PRO-4X

A-S9, 5.6L, 8cyl	17	15/20	\$3,650	3	P PT4
------------------	----	-------	---------	---	-------

RAM

1500 4WD

A-8, 3.0L, 6cyl	24	21/29	\$2,200	4	D T SS
A-8, 3.6L, 6cyl	21	19/24	\$2,300	4	MHEV SS
A-8, 5.7L, 8cyl	19	17/22	\$3,000	3	Mid C. D. MHEV SS
A-8, 5.7L, 8cyl	17	15/21	\$3,350	3	Mid C. D.

1500 Classic 4WD

A-8, 3.6L, 6cyl	19	16/23	\$2,550	3	
A-8, 5.7L, 8cyl	17	15/21	\$3,350	3	Mid C. D.

1500 TRX 4WD

A-8, 6.2L, 8cyl	12	10/14	\$5,200	1	P S
-----------------	----	-------	---------	---	-----

TOYOTA

Tundra 4WD

A-S6, 5.7L, 8cyl	14	13/17	\$3,450	1	PT4
------------------	----	-------	---------	---	-----

VANS, PASSENGER TYPE

FORD

Transit T150 Wagon 2WD FFV

A-S10, 3.5L, 6cyl	16	15/19	\$3,050	2	Gas
	12	11/14	\$3,700	3	E85

Transit T150 Wagon 4WD FFV

A-S10, 3.5L, 6cyl	16	14/18	\$3,050	2	Gas
	12	11/14	\$3,700	3	E85

SPECIAL PURPOSE VEHICLES 2WD

CADILLAC

XT5 Hearse FWD

A-S9, 2.0L, 4cyl	21	20/23	\$2,950	4	PRT C. D. SS
------------------	----	-------	---------	---	--------------

XT5 Limo FWD

A-S9, 2.0L, 4cyl	21	20/23	\$2,950	4	PRT C. D. SS
------------------	----	-------	---------	---	--------------

CHEVROLET

Silverado Cab Chassis 2WD

A-6, 4.3L, 6cyl	17	15/19	\$2,850	3	C. D.
A-6, 5.3L, 8cyl	15	14/18	\$3,250	2	C. D.
A-6, 5.3L, 8cyl	14	13/18	\$3,450	1	

FORD

Ranger 2WD Incomplete

A-S10, 2.3L, 4cyl	18	19/18	\$2,700	3	T SS
-------------------	----	-------	---------	---	------

Transit Connect USPS

A-S6, 2.5L, 4cyl	22	20/27	\$2,200	4	
------------------	----	-------	---------	---	--

Transit Connect Van FFV

A-S8, 2.0L, 4cyl	25	24/27	\$1,950	5	Gas SS
	19	18/20	\$2,350	5	E85

Transit Connect Van FWD

A-S8, 2.0L, 4cyl	25	24/27	\$1,950	5	SS
A-S6, 2.5L, 4cyl	22	20/27	\$2,200	4	

Manufacturer Model Configuration (trans, eng size, cyl)	MPG		Annual Fuel Cost	GHG Rating	Notes
	Comb	City/Hwy			

Transit Connect Wagon LWB FFV

A-S8, 2.0L, 4cyl	26	24/29	\$1,850	5	Gas SS
	19	17/21	\$2,350	6	E85

Transit Connect Wagon LWB FWD

A-S8, 2.0L, 4cyl	26	24/29	\$1,850	5	SS
A-S6, 2.5L, 4cyl	22	20/26	\$2,200	4	

GMC

Sierra Cab Chassis 2WD

A-6, 4.3L, 6cyl	17	15/19	\$2,850	3	C. D.
A-6, 5.3L, 8cyl	15	14/18	\$3,250	2	C. D.
A-6, 5.3L, 8cyl	14	13/18	\$3,450	1	

MERCEDES-BENZ

GLA250

AM-8, 2.0L, 4cyl	28	25/34	\$2,200	6	PRT SS
------------------	----	-------	---------	---	--------

GLB250

AM-8, 2.0L, 4cyl	26	23/31	\$2,400	5	PRT SS
------------------	----	-------	---------	---	--------

Metris (Cargo Van)

A-9, 2.0L, 4cyl	21	19/23	\$2,950	4	PRT
-----------------	----	-------	---------	---	-----

Metris (Cargo Van, LWB)

A-9, 2.0L, 4cyl	21	19/23	\$2,950	4	PRT
-----------------	----	-------	---------	---	-----

Metris (Passenger Van)

A-9, 2.0L, 4cyl	19	18/22	\$3,300	3	PRT
-----------------	----	-------	---------	---	-----

NISSAN

NV200 Cargo Van

AV, 2.0L, 4cyl	25	24/26	\$1,950	5	
----------------	----	-------	---------	---	--

RAM

Promaster City

A-9, 2.4L, 4cyl	24	21/28	\$2,000	5	
-----------------	----	-------	---------	---	--

SPECIAL PURPOSE VEHICLES 4WD

CADILLAC

XT5 Hearse AWD

A-S9, 2.0L, 4cyl	21	20/23	\$2,950	4	PRT C. D. SS
------------------	----	-------	---------	---	--------------

XT5 Limo AWD

A-S9, 2.0L, 4cyl	21	20/23	\$2,950	4	PRT C. D. SS
------------------	----	-------	---------	---	--------------

CHEVROLET

Silverado Cab Chassis 4WD

A-6, 4.3L, 6cyl	15	14/16	\$3,250	2	C. D.
A-6, 5.3L, 8cyl	15	14/17	\$3,250	2	C. D.
A-6, 5.3L, 8cyl	14	13/17	\$3,450	1	

GMC

Sierra Cab Chassis 4WD

A-6, 4.3L, 6cyl	15	14/16	\$3,250	2	C. D.
A-6, 5.3L, 8cyl	15	14/17	\$3,250	2	C. D.
A-6, 5.3L, 8cyl	14	13/17	\$3,450	1	

Manufacturer Model Configuration (trans, eng size, cyl)	MPG		Annual Fuel Cost	GHG Rating	Notes
	Comb	City/Hwy			
MINIVANS 2WD					

CHRYSLER

Pacifica

A-9, 3.6L, 6cyl	22	19/28	\$2,200	4	
-----------------	----	-------	---------	---	--

Pacifica Hybrid

▶ AV, 3.6L, 6cyl	See page 43.			PHEV SS	
------------------	--------------	--	--	---------	--

Voyager

A-9, 3.6L, 6cyl	22	19/28	\$2,200	4	
-----------------	----	-------	---------	---	--

HONDA

Odyssey

A-S10, 3.5L, 6cyl	22	19/28	\$2,200	4	C. D. SS
-------------------	----	-------	---------	---	----------

KIA

Sedona

A-S8, 3.3L, 6cyl	21	18/24	\$2,300	4	
------------------	----	-------	---------	---	--

TOYOTA

Sienna Hybrid 2WD

▶ AV-S6, 2.5L, 4cyl	36	36/36	\$1,350	8	HEV SS
---------------------	----	-------	---------	---	--------

MINIVANS 4WD					
---------------------	--	--	--	--	--

CHRYSLER

Pacifica AWD

A-9, 3.6L, 6cyl	20	17/25	\$2,450	4	
-----------------	----	-------	---------	---	--

TOYOTA

Sienna Hybrid AWD

AV-S6, 2.5L, 4cyl	35	35/36	\$1,400	7	HEV SS
-------------------	----	-------	---------	---	--------

SMALL SPORT UTILITY VEHICLES 2WD					
-----------------------------------------	--	--	--	--	--

ACURA

RDX FWD

A-S10, 2.0L, 4cyl	24	22/28	\$2,600	5	P T SS
-------------------	----	-------	---------	---	--------

RDX FWD A-SPEC

A-S10, 2.0L, 4cyl	24	22/27	\$2,600	5	P T SS
-------------------	----	-------	---------	---	--------

ALFA ROMEO

Stelvio

A-8, 2.0L, 4cyl	25	22/29	\$2,500	5	P T SS
-----------------	----	-------	---------	---	--------

BMW

X3 sDrive30i

A-S8, 2.0L, 4cyl	27	25/29	\$2,300	6	P T SS
------------------	----	-------	---------	---	--------

BUICK

Encore FWD

A-S6, 1.4L, 4cyl	27	24/32	\$1,800	6	T SIDI
------------------	----	-------	---------	---	--------

A-S6, 1.4L, 4cyl	27	25/30	\$1,800	6	T
------------------	----	-------	---------	---	---

Encore GX FWD

AV, 1.2L, 3cyl	29	28/31	\$1,700	6	T SS
----------------	----	-------	---------	---	------

AV, 1.3L, 3cyl	31	30/32	\$1,550	7	T SS
----------------	----	-------	---------	---	------

Manufacturer Model Configuration (trans, eng size, cyl)	MPG		Annual Fuel Cost	GHG Rating	Notes
	Comb	City/Hwy			
Envision FWD					
A-S9, 2.0L, 4cyl	26	24/31	\$1,850	5	T C. D. SS

CADILLAC

XT4 FWD

A-S9, 2.0L, 4cyl	26	24/30	\$2,400	5	PRT C. D. SS
------------------	----	-------	---------	---	--------------

XT5 FWD

A-S9, 2.0L, 4cyl	24	22/29	\$2,600	5	PRT C. D. SS
------------------	----	-------	---------	---	--------------

A-S9, 3.6L, 6cyl	21	19/26	\$2,300	4	C. D. SS
------------------	----	-------	---------	---	----------

XT6 FWD

A-S9, 2.0L, 4cyl	23	21/27	\$2,700	5	PRT C. D. SS
------------------	----	-------	---------	---	--------------

A-S9, 3.6L, 6cyl	21	19/26	\$2,300	4	C. D. SS
------------------	----	-------	---------	---	----------

CHEVROLET

Blazer FWD

A-9, 2.0L, 4cyl	25	22/29	\$1,950	5	T C. D. SS
-----------------	----	-------	---------	---	------------

A-S9, 2.5L, 4cyl	23	21/27	\$2,100	5	
------------------	----	-------	---------	---	--

A-9, 3.6L, 6cyl	22	20/27	\$2,200	4	C. D. SS
-----------------	----	-------	---------	---	----------

Equinox FWD

A-6, 1.5L, 4cyl	28	26/31	\$1,750	6	T SS
-----------------	----	-------	---------	---	------

Trailblazer FWD

AV, 1.2L, 3cyl	29	28/31	\$1,700	6	T SS
----------------	----	-------	---------	---	------

AV, 1.3L, 3cyl	31	29/33	\$1,550	7	T SS
----------------	----	-------	---------	---	------

Trax FWD

A-S6, 1.4L, 4cyl	27	24/32	\$1,800	6	T SIDI
------------------	----	-------	---------	---	--------

A-S6, 1.4L, 4cyl	28	26/31	\$1,750	6	T
------------------	----	-------	---------	---	---

FORD

EcoSport FWD

A-S6, 1.0L, 3cyl	28	27/29	\$1,750	6	T SS
------------------	----	-------	---------	---	------

Edge FWD

A-8, 2.0L, 4cyl	24	21/29	\$2,000	5	T SS
-----------------	----	-------	---------	---	------

Escape FWD

A-8, 1.5L, 3cyl	30	28/34	\$1,600	6	T C. D. SS
-----------------	----	-------	---------	---	------------

Escape FWD HEV

AV, 2.5L, 4cyl	41	44/37	\$1,200	8	HEV SS
----------------	----	-------	---------	---	--------

Escape FWD PHEV

AV, 2.5L, 4cyl	See page 43.			PHEV SS	
----------------	--------------	--	--	---------	--

GENESIS

GV80 RWD

A-S8, 2.5L, 4cyl	23	21/25	\$2,700	5	P T SS
------------------	----	-------	---------	---	--------

GMC

Terrain FWD

A-9, 1.5L, 4cyl	27	25/30	\$1,800	6	T SS
-----------------	----	-------	---------	---	------

HONDA

CR-V FWD

AV, 1.5L, 4cyl	30	28/34	\$1,600	6	T
----------------	----	-------	---------	---	---

Passport FWD

A-S9, 3.5L, 6cyl	22	20/25	\$2,200	4	C. D.
------------------	----	-------	---------	---	-------

Pilot FWD

A-S9, 3.5L, 6cyl	23	20/27	\$2,100	5	C. D.
------------------	----	-------	---------	---	-------

Manufacturer Model Configuration (trans, eng size, cyl)	MPG		Annual Fuel Cost	GHG Rating	Notes
	Comb	City/Hwy			

HYUNDAI

Kona Electric

A-1	120	132/108	\$600	10	EV
-----	-----	---------	-------	----	----

Kona FWD

AM-7, 1.6L, 4cyl	30	28/32	\$1,600	6	T
A-S6, 2.0L, 4cyl	30	27/33	\$1,600	6	

Nexo

A-1	57	59/54	NA	10	H FCV
-----	----	-------	----	----	-------

Nexo Blue

A-1	61	65/58	NA	10	H FCV
-----	----	-------	----	----	-------

Santa Fe FWD

A-S8, 2.5L, 4cyl	26	25/28	\$1,850	5	SS
AM-S8, 2.5L, 4cyl	25	22/28	\$1,950	5	T SS

Tucson FWD

A-S6, 2.0L, 4cyl	25	23/28	\$1,950	5	
A-S6, 2.4L, 4cyl	25	22/28	\$1,950	5	

INFINITI

QX50

AV-S8, 2.0L, 4cyl	26	23/29	\$2,400	5	PRT
-------------------	----	-------	---------	---	-----

JEEP

Cherokee FWD

A-9, 2.0L, 4cyl	26	23/31	\$1,850	5	T SS
A-9, 2.4L, 4cyl	25	22/31	\$1,950	5	SS
A-9, 3.2L, 6cyl	23	20/29	\$2,100	5	SS

Compass FWD

A-6, 2.4L, 4cyl	25	22/31	\$1,950	5	SS
-----------------	----	-------	---------	---	----

Renegade 2WD

A-9, 1.3L, 4cyl	27	24/32	\$1,800	6	T SS
A-9, 2.4L, 4cyl	25	22/30	\$1,950	5	

KIA

Seltos FWD

AV-S8, 2.0L, 4cyl	31	29/34	\$1,550	7	SS
-------------------	----	-------	---------	---	----

Sorento FWD

A-S8, 2.5L, 4cyl	26	24/29	\$1,850	5	SS
AM-S8, 2.5L, 4cyl	25	22/29	\$1,950	5	T SS

Sorento Hybrid

AM-S6, 1.6L, 4cyl	37	39/35	\$1,300	8	T HEV SS
-------------------	----	-------	---------	---	----------

Sportage FWD

A-S6, 2.0L, 4cyl	23	20/28	\$2,100	5	T
A-S6, 2.4L, 4cyl	26	23/30	\$1,850	5	

Telluride FWD

A-S8, 3.8L, 6cyl	23	20/26	\$2,100	5	SS
------------------	----	-------	---------	---	----

LEXUS

NX 300

A-S6, 2.0L, 4cyl	25	22/28	\$2,500	5	PRT
------------------	----	-------	---------	---	-----

RX 350

A-S8, 3.5L, 6cyl	23	20/27	\$2,100	5	
------------------	----	-------	---------	---	--

RX 350 L

A-S8, 3.5L, 6cyl	22	19/26	\$2,200	4	
------------------	----	-------	---------	---	--

Manufacturer Model Configuration (trans, eng size, cyl)	MPG		Annual Fuel Cost	GHG Rating	Notes
	Comb	City/Hwy			

LINCOLN

Corsair FWD

A-S8, 2.0L, 4cyl	25	22/29	\$1,950	5	T SS
------------------	----	-------	---------	---	------

Nautilus FWD

A-8, 2.0L, 4cyl	23	21/26	\$2,100	5	T SS
A-S8, 2.0L, 4cyl	23	21/26	\$2,100	5	T SS

MAZDA

CX-30 2WD

A-S6, 2.5L, 4cyl	28	25/33	\$1,750	6	
A-S6, 2.5L, 4cyl	28	25/33	\$1,750	6	C. D.

CX-5 2WD

A-S6, 2.5L, 4cyl	28	25/31	\$1,750	6	C. D.
A-S6, 2.5L, 4cyl	25	23/28	\$1,950	5	T

CX-9 2WD

A-S6, 2.5L, 4cyl	24	22/28	\$2,000	5	T
------------------	----	-------	---------	---	---

MERCEDES-BENZ

GLC300

A-9, 2.0L, 4cyl	25	22/29	\$2,500	5	PRT SS
-----------------	----	-------	---------	---	--------

MITSUBISHI

Outlander Sport 2WD

AV-S6, 2.0L, 4cyl	27	24/30	\$1,800	6	
AV-S6, 2.4L, 4cyl	25	23/29	\$1,950	5	

NISSAN

Rogue FWD

AV-S8, 1.5L, 3cyl	33	30/37	\$1,450	7	T
AV-S8, 2.5L, 4cyl	30	27/35	\$1,600	6	

Rogue FWD SV/SL/Platinum

AV-S8, 2.5L, 4cyl	29	26/34	\$1,700	6	
-------------------	----	-------	---------	---	--

Rogue FWD SL/Platinum

AV-S8, 1.5L, 3cyl	32	30/36	\$1,500	7	T
-------------------	----	-------	---------	---	---

TESLA

Model Y Standard Range RWD

A-1	129	140/119	\$600	10	EV
-----	-----	---------	-------	----	----

TOYOTA

Highlander

A-S8, 3.5L, 6cyl	24	21/29	\$2,000	5	SS
A-S8, 3.5L, 6cyl	23	20/28	\$2,100	5	

Highlander Hybrid

AV-S6, 2.5L, 4cyl	36	36/35	\$1,350	8	HEV SS
-------------------	----	-------	---------	---	--------

RAV4

A-S8, 2.5L, 4cyl	30	28/35	\$1,600	6	SS
A-S8, 2.5L, 4cyl	30	27/35	\$1,600	6	

VOLKSWAGEN

Atlas

A-S8, 2.0L, 4cyl	22	21/24	\$2,200	4	T SS
A-S8, 3.6L, 6cyl	19	17/23	\$2,550	3	SS

Manufacturer Model Configuration (trans, eng size, cyl)	MPG		Annual Fuel Cost	GHG Rating	Notes
	Comb	City/Hwy			
Atlas Cross Sport					
A-S8, 2.0L, 4cyl	22	21/24	\$2,200	4	T SS
A-S8, 3.6L, 6cyl	20	18/23	\$2,450	4	SS
ID.4 1st					
A-1	97	104/89	\$800	10	EV
ID.4 Pro					
A-1	99	107/91	\$750	10	EV
ID.4 Pro S					
A-1	97	104/89	\$800	10	EV
Tiguan					
A-S8, 2.0L, 4cyl	25	23/29	\$1,950	5	T SS

VOLVO

XC40 FWD

A-S8, 2.0L, 4cyl	26	23/32	\$1,850	5	T SS
------------------	----	-------	---------	---	------

XC60 FWD

A-S8, 2.0L, 4cyl	25	22/29	\$2,500	5	P R T SS
------------------	----	-------	---------	---	----------

SMALL SPORT UTILITY VEHICLES 4WD

ACURA

RDX AWD

A-S10, 2.0L, 4cyl	23	21/27	\$2,700	5	P T SS
-------------------	----	-------	---------	---	--------

RDX AWD A-SPEC

A-S10, 2.0L, 4cyl	23	21/26	\$2,700	5	P T SS
-------------------	----	-------	---------	---	--------

ALFA ROMEO

Stelvio AWD

A-8, 2.0L, 4cyl	24	22/28	\$2,600	5	P T SS
A-8, 2.9L, 6cyl	19	17/23	\$3,300	3	P T C. D. SS

AUDI

Q3 quattro

A-S8, 2.0L, 4cyl	25	22/30	\$1,950	5	T SS
------------------	----	-------	---------	---	------

Q3 S-line quattro

A-S8, 2.0L, 4cyl	23	20/28	\$2,100	5	T SS
------------------	----	-------	---------	---	------

Q5

AM-S7, 2.0L, 4cyl	See page 43.				P T PHEV SS
AM-S7, 2.0L, 4cyl	25	23/28	\$2,500	5	P T MHEV SS

Q5 Sportback

AM-S7, 2.0L, 4cyl	25	23/28	\$2,500	5	P T MHEV SS
-------------------	----	-------	---------	---	-------------

SQ5

A-S8, 3.0L, 6cyl	20	18/24	\$3,100	4	P T SS
------------------	----	-------	---------	---	--------

SQ5 Sportback

A-S8, 3.0L, 6cyl	20	18/24	\$3,100	4	P T SS
------------------	----	-------	---------	---	--------

BMW

X3 M

A-S8, 3.0L, 6cyl	16	14/19	\$3,900	2	P T SS
------------------	----	-------	---------	---	--------

X3 M Competition

A-S8, 3.0L, 6cyl	16	14/19	\$3,900	2	P T SS
------------------	----	-------	---------	---	--------

X3 M40i

A-S8, 3.0L, 6cyl	23	21/27	\$2,700	5	P T SS
------------------	----	-------	---------	---	--------

X3 xDrive30e

A-S8, 2.0L, 4cyl	See page 43.				P T PHEV SS
------------------	--------------	--	--	--	-------------

Manufacturer Model Configuration (trans, eng size, cyl)	MPG		Annual Fuel Cost	GHG Rating	Notes
	Comb	City/Hwy			
X3 xDrive30i					
A-S8, 2.0L, 4cyl	25	23/29	\$2,500	5	P T SS
X4 M					
A-S8, 3.0L, 6cyl	16	14/19	\$3,900	2	P T SS
X4 M Competition					
A-S8, 3.0L, 6cyl	16	14/19	\$3,900	2	P T SS
X4 M40i					
A-S8, 3.0L, 6cyl	23	21/27	\$2,700	5	P T SS
X4 xDrive30i					
A-S8, 2.0L, 4cyl	25	23/29	\$2,500	5	P T SS

BUICK

Encore AWD

A-S6, 1.4L, 4cyl	26	23/30	\$1,850	5	T SIDI
A-S6, 1.4L, 4cyl	26	24/29	\$1,850	5	T

Encore GX AWD

A-9, 1.3L, 3cyl	28	26/29	\$1,750	6	T SS
-----------------	----	-------	---------	---	------

Envision AWD

A-S9, 2.0L, 4cyl	25	22/29	\$1,950	5	T C. D. SS
------------------	----	-------	---------	---	------------

CADILLAC

XT4 AWD

A-S9, 2.0L, 4cyl	24	22/29	\$2,600	5	P R T C. D. SS
------------------	----	-------	---------	---	----------------

XT5 AWD

A-S9, 2.0L, 4cyl	23	21/27	\$2,700	5	P R T C. D. SS
A-S9, 3.6L, 6cyl	21	18/26	\$2,300	4	C. D. SS

XT6 AWD

A-S9, 2.0L, 4cyl	23	21/26	\$2,700	5	P R T C. D. SS
A-S9, 3.6L, 6cyl	21	18/25	\$2,300	4	C. D. SS

CHEVROLET

Blazer AWD

A-9, 2.0L, 4cyl	24	22/27	\$2,000	5	T C. D. SS
A-9, 3.6L, 6cyl	21	19/26	\$2,300	4	C. D. SS

Equinox AWD

A-6, 1.5L, 4cyl	27	25/30	\$1,800	6	T SS
-----------------	----	-------	---------	---	------

Trailblazer AWD

A-9, 1.3L, 3cyl	28	26/30	\$1,750	6	T SS
-----------------	----	-------	---------	---	------

Trax AWD

A-S6, 1.4L, 4cyl	26	23/30	\$1,850	5	T SIDI
A-S6, 1.4L, 4cyl	26	24/29	\$1,850	5	T

FIAT

500X AWD

A-9, 1.3L, 4cyl	26	24/30	\$1,850	5	T SS
-----------------	----	-------	---------	---	------

FORD

Bronco 4WD

A-S10, 2.3L, 4cyl	21	20/22	\$2,300	4	T PT4 SS
M-7, 2.3L, 4cyl	21	20/22	\$2,300	4	T PT4 SS
A-S10, 2.7L, 6cyl	19	18/20	\$2,550	3	T PT4 SS

Bronco Badlands 4WD

A-S10, 2.3L, 4cyl	17	18/17	\$2,850	3	T PT4 SS
M-7, 2.3L, 4cyl	17	16/18	\$2,850	3	T PT4 SS
A-S10, 2.7L, 6cyl	17	17/18	\$2,850	3	T PT4 SS

Manufacturer Model Configuration (trans, eng size, cyl)	MPG		Annual Fuel Cost	GHG Rating	Notes
	Comb	City/Hwy			

Bronco Black Diamond 4WD

A-S10, 2.3L, 4cyl	18	18/18	\$2,700	3	T PT4 SS
M-7, 2.3L, 4cyl	18	17/19	\$2,700	3	T PT4 SS

Bronco Sasquatch 4WD

A-S10, 2.3L, 4cyl	18	18/18	\$2,700	3	T PT4 SS
A-S10, 2.7L, 6cyl	17	17/17	\$2,850	3	T PT4 SS

Bronco Sport 4WD

A-8, 1.5L, 3cyl	26	25/28	\$1,850	5	T C. D. SS
A-S8, 2.0L, 4cyl	23	21/26	\$2,100	5	T PT4 SS

EcoSport AWD

A-S6, 2.0L, 4cyl	25	23/29	\$1,950	5	SS
------------------	----	-------	---------	---	----

Edge AWD

A-8, 2.0L, 4cyl	23	21/28	\$2,100	5	T SS
A-S8, 2.0L, 4cyl	23	20/28	\$2,100	5	T SS
A-S8, 2.7L, 6cyl	21	19/25	\$2,300	4	T SS

Escape AWD

A-8, 1.5L, 3cyl	28	26/31	\$1,750	6	T C. D. SS
A-8, 2.0L, 4cyl	26	23/31	\$1,850	5	T SS

Escape AWD HEV

AV, 2.5L, 4cyl	40	43/37	\$1,200	8	PT4 HEV SS
----------------	----	-------	---------	---	------------

GMC

Terrain AWD

A-9, 1.5L, 4cyl	26	25/28	\$1,850	5	T SS
-----------------	----	-------	---------	---	------

HONDA

CR-V AWD

AV, 1.5L, 4cyl	29	27/32	\$1,700	6	T
----------------	----	-------	---------	---	---

CR-V Hybrid AWD

AV, 2.0L, 4cyl	38	40/35	\$1,300	8	HEV SS
----------------	----	-------	---------	---	--------

Passport AWD

A-S9, 3.5L, 6cyl	21	19/24	\$2,300	4	C. D.
------------------	----	-------	---------	---	-------

Pilot AWD

A-S9, 3.5L, 6cyl	22	19/26	\$2,200	4	C. D.
------------------	----	-------	---------	---	-------

HYUNDAI

Kona AWD

AM-7, 1.6L, 4cyl	27	26/29	\$1,800	6	T
A-S6, 2.0L, 4cyl	27	25/30	\$1,800	6	

Santa Fe AWD

A-S8, 2.5L, 4cyl	24	22/25	\$2,000	5	SS
AM-S8, 2.5L, 4cyl	24	21/28	\$2,000	5	T SS

Santa Fe Hybrid

AM-S6, 1.6L, 4cyl	32	33/30	\$1,500	7	T HEV SS
-------------------	----	-------	---------	---	----------

Santa Fe Hybrid Blue

AM-S6, 1.6L, 4cyl	34	36/31	\$1,450	7	T HEV SS
-------------------	----	-------	---------	---	----------

Tucson AWD

A-S6, 2.0L, 4cyl	23	22/25	\$2,100	5	
A-S6, 2.4L, 4cyl	23	21/26	\$2,100	5	

INFINITI

QX50 AWD

AV-S8, 2.0L, 4cyl	25	22/28	\$2,500	5	PR T
-------------------	----	-------	---------	---	------

Manufacturer Model Configuration (trans, eng size, cyl)	MPG		Annual Fuel Cost	GHG Rating	Notes
	Comb	City/Hwy			

JAGUAR

E-Pace

A-S9, 2.0L, 4cyl	23	20/26	\$2,700	5	PT SS
------------------	----	-------	---------	---	-------

E-Pace MHEV

A-S9, 2.0L, 4cyl	23	21/26	\$2,700	5	PT MHEV SS
------------------	----	-------	---------	---	------------

F-Pace

A-S8, 2.0L, 4cyl	24	22/27	\$2,600	5	PT SS
------------------	----	-------	---------	---	-------

F-Pace P340 MHEV

A-S8, 3.0L, 6cyl	22	20/27	\$2,850	4	PT MHEV SS
------------------	----	-------	---------	---	------------

F-Pace P400 MHEV

A-S8, 3.0L, 6cyl	22	20/26	\$2,850	4	PT MHEV SS
------------------	----	-------	---------	---	------------

F-Pace SVR

A-S8, 5.0L, 8cyl	18	15/22	\$3,450	3	P S SS
------------------	----	-------	---------	---	--------

I-Pace EV400

A-1	76	80/72	\$1,000	10	EV
-----	----	-------	---------	----	----

JEEP

Cherokee 4WD

A-9, 2.0L, 4cyl	24	21/29	\$2,000	5	T SS
A-9, 2.4L, 4cyl	24	21/29	\$2,000	5	SS
A-9, 3.2L, 6cyl	22	19/27	\$2,200	4	SS

Cherokee 4WD Active Drive II

A-9, 2.0L, 4cyl	23	20/27	\$2,100	5	T SS
A-9, 3.2L, 6cyl	21	18/26	\$2,300	4	SS

Cherokee Trailhawk 4WD

A-9, 3.2L, 6cyl	21	18/24	\$2,300	4	SS
-----------------	----	-------	---------	---	----

Compass 4WD

A-9, 2.4L, 4cyl	25	22/30	\$1,950	5	SS
-----------------	----	-------	---------	---	----

Renegade 4WD

A-9, 1.3L, 4cyl	26	23/29	\$1,850	5	T SS
A-9, 2.4L, 4cyl	24	21/29	\$2,000	5	

Renegade Trailhawk 4WD

A-9, 1.3L, 4cyl	24	22/27	\$2,000	5	T SS
-----------------	----	-------	---------	---	------

Wrangler 2dr 4WD

A-8, 2.0L, 4cyl	23	22/24	\$2,100	5	T SS
A-8, 3.6L, 6cyl	21	20/24	\$2,300	4	MHEV SS
A-8, 3.6L, 6cyl	20	18/23	\$2,450	4	SS
M-6, 3.6L, 6cyl	20	17/25	\$2,450	4	SS

Wrangler 4dr 4WD

A-8, 2.0L, 4cyl	22	21/24	\$2,200	4	T SS
A-8, 3.6L, 6cyl	21	19/24	\$2,300	4	MHEV SS
A-8, 3.6L, 6cyl	20	18/22	\$2,450	4	SS
M-6, 3.6L, 6cyl	19	17/23	\$2,550	3	SS
A-8, 6.4L, 8cyl	14	13/17	\$4,450	1	P C. D.

Wrangler 4dr 4xe

A-8, 2.0L, 4cyl	See page 43.				T PHEV SS
-----------------	--------------	--	--	--	-----------

Wrangler 4dr EcoDiesel 4WD

A-8, 3.0L, 6cyl	25	22/29	\$2,150	4	DT SS
-----------------	----	-------	---------	---	-------

Wrangler Rubic 4dr EcoDiesel 4WD

A-8, 3.0L, 6cyl	23	21/26	\$2,300	4	DT SS
-----------------	----	-------	---------	---	-------

KIA

Seltos AWD

AM-S7, 1.6L, 4cyl	27	25/30	\$1,800	6	T SS
AV-S8, 2.0L, 4cyl	29	27/31	\$1,700	6	SS

Manufacturer Model Configuration (trans, eng size, cyl)	MPG		Annual Fuel Cost	GHG Rating	Notes
	Comb	City/Hwy			

Sorento AWD

A-S8, 2.5L, 4cyl	24	23/25	\$2,000	5	SS
AM-S8, 2.5L, 4cyl	24	21/28	\$2,000	5	T SS

Sportage AWD

A-S6, 2.0L, 4cyl	21	19/24	\$2,300	4	T
A-S6, 2.4L, 4cyl	23	21/25	\$2,100	5	

Telluride AWD

A-S8, 3.8L, 6cyl	21	19/24	\$2,300	4	SS
------------------	----	-------	---------	---	----

LAND ROVER

Discovery Sport

A-S9, 2.0L, 4cyl	20	19/23	\$3,100	4	P T SS
------------------	----	-------	---------	---	--------

Evoque

A-S9, 2.0L, 4cyl	22	20/27	\$2,850	4	P T SS
------------------	----	-------	---------	---	--------

Range Rover Velar

A-S8, 2.0L, 4cyl	23	20/26	\$2,700	5	P T SS
A-S8, 5.0L, 8cyl	17	15/20	\$3,650	3	P S SS

Range Rover Velar P340 MHEV

A-S8, 3.0L, 6cyl	22	20/26	\$2,850	4	P T MHEV SS
------------------	----	-------	---------	---	-------------

Range Rover Velar P400 MHEV

A-S8, 3.0L, 6cyl	21	19/25	\$2,950	4	P T MHEV SS
------------------	----	-------	---------	---	-------------

LEXUS

NX 300 AWD

A-S6, 2.0L, 4cyl	24	22/28	\$2,600	5	P R T
------------------	----	-------	---------	---	-------

NX 300 AWD F Sport

A-S6, 2.0L, 4cyl	24	22/27	\$2,600	5	P R T
------------------	----	-------	---------	---	-------

NX 300h AWD

AV-S6, 2.5L, 4cyl	31	33/30	\$1,550	7	HEV SS
-------------------	----	-------	---------	---	--------

RX 350 AWD

A-S8, 3.5L, 6cyl	22	19/26	\$2,200	4	
------------------	----	-------	---------	---	--

RX 350 L AWD

A-S8, 3.5L, 6cyl	21	18/25	\$2,300	4	
------------------	----	-------	---------	---	--

LINCOLN

Corsair AWD

A-S8, 2.0L, 4cyl	24	21/29	\$2,000	5	T SS
A-S8, 2.3L, 4cyl	24	21/28	\$2,000	5	T SS

Corsair AWD PHEV

AV, 2.5L, 4cyl	See page 43.				PT4 PHEV SS
----------------	--------------	--	--	--	-------------

Nautilus AWD

A-8, 2.0L, 4cyl	22	20/25	\$2,200	4	T SS
A-S8, 2.0L, 4cyl	22	20/25	\$2,200	4	T SS
A-S8, 2.7L, 6cyl	21	19/25	\$2,300	4	T SS

MAZDA

CX-30 4WD

A-S6, 2.5L, 4cyl	26	24/31	\$1,850	5	
A-S6, 2.5L, 4cyl	26	24/31	\$1,850	5	C. D.
A-S6, 2.5L, 4cyl	25	22/30	\$1,950	5	T

CX-5 4WD

A-S6, 2.5L, 4cyl	26	24/30	\$1,850	5	C. D.
A-S6, 2.5L, 4cyl	24	22/27	\$2,000	5	T

CX-9 4WD

A-S6, 2.5L, 4cyl	23	20/26	\$2,100	5	T
------------------	----	-------	---------	---	---

Manufacturer Model Configuration (trans, eng size, cyl)	MPG		Annual Fuel Cost	GHG Rating	Notes
	Comb	City/Hwy			

MERCEDES-BENZ

AMG GLC43 4matic

A-9, 3.0L, 6cyl	20	18/24	\$3,100	4	P R T SS
-----------------	----	-------	---------	---	----------

AMG GLC43 4matic Coupe

A-9, 3.0L, 6cyl	20	17/24	\$3,100	4	P R T SS
-----------------	----	-------	---------	---	----------

AMG GLC63 4matic Plus

A-9, 4.0L, 8cyl	17	15/22	\$3,650	3	P R T SS
-----------------	----	-------	---------	---	----------

AMG GLC63 4matic Plus Coupe

A-9, 4.0L, 8cyl	17	15/22	\$3,650	3	P R T SS
-----------------	----	-------	---------	---	----------

AMG GLC63 S 4matic Plus Coupe

A-9, 4.0L, 8cyl	17	15/22	\$3,650	3	P R T SS
-----------------	----	-------	---------	---	----------

GLA250 4matic

AM-8, 2.0L, 4cyl	27	24/33	\$2,300	6	P R T SS
------------------	----	-------	---------	---	----------

GLB250 4matic

AM-8, 2.0L, 4cyl	26	23/30	\$2,400	5	P R T SS
------------------	----	-------	---------	---	----------

GLC300 4matic

A-9, 2.0L, 4cyl	23	21/28	\$2,700	5	P R T SS
-----------------	----	-------	---------	---	----------

GLC300 4matic Coupe

A-9, 2.0L, 4cyl	24	22/28	\$2,600	5	P R T SS
-----------------	----	-------	---------	---	----------

GLE350

A-9, 2.0L, 4cyl	22	19/26	\$2,850	4	P R T SS
-----------------	----	-------	---------	---	----------

GLE350 4matic

A-9, 2.0L, 4cyl	22	19/26	\$2,850	4	P R T SS
-----------------	----	-------	---------	---	----------

MITSUBISHI

Outlander PHEV

A-1, 2.4L, 4cyl	See page 43.				PHEV
-----------------	--------------	--	--	--	------

Outlander Sport 4WD

AV-S6, 2.0L, 4cyl	26	23/29	\$1,850	5	
AV-S6, 2.4L, 4cyl	25	23/28	\$1,950	5	

NISSAN

Rogue AWD

AV-S8, 1.5L, 3cyl	33	30/36	\$1,450	7	T
AV-S8, 2.5L, 4cyl	29	26/33	\$1,700	6	

Rogue AWD SV/SL/Platinum

AV-S8, 2.5L, 4cyl	28	25/32	\$1,750	6	
-------------------	----	-------	---------	---	--

Rogue AWD SL/Platinum

AV-S8, 1.5L, 3cyl	32	29/35	\$1,500	7	T
-------------------	----	-------	---------	---	---

PORSCHE

Macan

AM-S7, 2.0L, 4cyl	21	19/23	\$2,950	4	P T SS
-------------------	----	-------	---------	---	--------

Macan GTS

AM-S7, 2.9L, 6cyl	19	17/22	\$3,300	3	P R T SS
-------------------	----	-------	---------	---	----------

Macan S

AM-S7, 3.0L, 6cyl	20	18/24	\$3,100	4	P R T SS
-------------------	----	-------	---------	---	----------

Macan Turbo

AM-S7, 2.9L, 6cyl	19	17/21	\$3,300	3	P R T SS
-------------------	----	-------	---------	---	----------

Manufacturer Model Configuration (trans, eng size, cyl)	MPG		Annual Fuel Cost	GHG Rating	Notes
	Comb	City/Hwy			

SUBARU

Crosstrek AWD

AV-S8, 2.0L, 4cyl	30	28/33	\$1,600	6	SS
M-6, 2.0L, 4cyl	25	22/29	\$1,950	5	
AV-S8, 2.5L, 4cyl	29	27/34	\$1,700	6	SS

Crosstrek Hybrid AWD

AV, 2.0L, 4cyl	See page 43.				PHEV SS
----------------	--------------	--	--	--	---------

Forester AWD

AV-S7, 2.5L, 4cyl	29	26/33	\$1,700	6	SS
-------------------	----	-------	---------	---	----

Outback AWD

AV-S8, 2.4L, 4cyl	26	23/30	\$1,850	5	T SS
AV-S8, 2.5L, 4cyl	29	26/33	\$1,700	6	SS

TESLA

Model Y Long Range AWD

A-1	125	131/117	\$600	10	EV
-----	-----	---------	-------	----	----

Model Y Performance AWD

A-1	111	115/106	\$700	10	EV
-----	-----	---------	-------	----	----

TOYOTA

Highlander AWD

A-S8, 3.5L, 6cyl	23	20/27	\$2,100	5	SS
------------------	----	-------	---------	---	----

RAV4 AWD

A-S8, 2.5L, 4cyl	29	27/33	\$1,700	6	SS
A-S8, 2.5L, 4cyl	28	25/33	\$1,750	6	

RAV4 AWD LE

A-S8, 2.5L, 4cyl	30	27/34	\$1,600	6	SS
------------------	----	-------	---------	---	----

RAV4 AWD TRD OFFROAD

A-S8, 2.5L, 4cyl	28	25/32	\$1,750	6	
------------------	----	-------	---------	---	--

RAV4 Hybrid AWD

AV-S6, 2.5L, 4cyl	40	41/38	\$1,200	8	HEV SS
-------------------	----	-------	---------	---	--------

RAV4 Prime 4WD

AV-S6, 2.5L, 4cyl	See page 43.				PHEV SS
-------------------	--------------	--	--	--	---------

Venza AWD

AV-S6, 2.5L, 4cyl	39	40/37	\$1,250	8	HEV SS
-------------------	----	-------	---------	---	--------

VOLKSWAGEN

Atlas 4motion

A-S8, 2.0L, 4cyl	22	20/24	\$2,200	4	T SS
------------------	----	-------	---------	---	------

Atlas Cross Sport 4motion

A-S8, 2.0L, 4cyl	22	20/24	\$2,200	4	T SS
A-S8, 3.6L, 6cyl	19	17/23	\$2,550	3	SS

ID.4 AWD Pro

A-1	97	102/90	\$800	10	EV
-----	----	--------	-------	----	----

ID.4 AWD Pro S

A-1	93	98/88	\$800	10	EV
-----	----	-------	-------	----	----

Tiguan 4motion

A-S8, 2.0L, 4cyl	24	21/27	\$2,000	5	T SS
------------------	----	-------	---------	---	------

VOLVO

XC40 AWD

A-S8, 2.0L, 4cyl	25	22/30	\$2,500	5	PRT SS
------------------	----	-------	---------	---	--------

XC40 AWD BEV

A-1	79	85/72	\$950	10	EV
-----	----	-------	-------	----	----

Manufacturer Model Configuration (trans, eng size, cyl)	MPG		Annual Fuel Cost	GHG Rating	Notes
	Comb	City/Hwy			

XC60 AWD

A-S8, 2.0L, 4cyl	24	21/28	\$2,600	5	PRT SS
A-S8, 2.0L, 4cyl	23	20/27	\$2,700	5	PRT S SS

XC60 AWD PHEV

A-S8, 2.0L, 4cyl	See page 43.				PRT S PHEV SS
------------------	--------------	--	--	--	---------------

STANDARD SPORT UTILITY VEHICLES 2WD

BMW

X5 sDrive40i

A-S8, 3.0L, 6cyl	23	21/26	\$2,700	5	PT MHEV SS
------------------	----	-------	---------	---	------------

X6 sDrive40i

A-S8, 3.0L, 6cyl	23	21/26	\$2,700	5	PT MHEV SS
------------------	----	-------	---------	---	------------

BUICK

Enclave FWD

A-9, 3.6L, 6cyl	21	18/26	\$2,300	4	SS
-----------------	----	-------	---------	---	----

CADILLAC

Escalade 2WD

A-10, 3.0L, 6cyl	23	21/27	\$2,300	4	DT SS
A-10, 6.2L, 8cyl	17	15/20	\$3,650	3	PR C. D. SS
A-10, 6.2L, 8cyl	16	14/20	\$3,900	2	PR C. D.

CHEVROLET

Suburban 2WD

A-10, 3.0L, 6cyl	23	21/27	\$2,300	4	DT SS
A-10, 5.3L, 8cyl	18	16/20	\$2,700	3	C. D. SS
A-10, 5.3L, 8cyl	17	15/20	\$2,850	3	C. D.
A-10, 6.2L, 8cyl	17	15/20	\$3,650	3	PR C. D. SS
A-10, 6.2L, 8cyl	16	14/20	\$3,900	2	PR C. D.

Tahoe 2WD

A-10, 3.0L, 6cyl	24	21/28	\$2,200	4	DT SS
A-10, 5.3L, 8cyl	18	16/20	\$2,700	3	C. D. SS
A-10, 5.3L, 8cyl	17	15/20	\$2,850	3	C. D.
A-10, 6.2L, 8cyl	17	15/20	\$3,650	3	PR C. D. SS
A-10, 6.2L, 8cyl	16	14/20	\$3,900	2	PR C. D.

Traverse FWD

A-9, 3.6L, 6cyl	21	18/27	\$2,300	4	SS
-----------------	----	-------	---------	---	----

DODGE

Durango RWD

A-8, 3.6L, 6cyl	21	19/26	\$2,300	4	SS
A-8, 5.7L, 8cyl	17	14/22	\$3,350	3	Mid C. D.

FORD

Expedition 2WD

A-S10, 3.5L, 6cyl	19	17/23	\$2,550	3	T SS
-------------------	----	-------	---------	---	------

Expedition MAX 2WD

A-S10, 3.5L, 6cyl	19	17/23	\$2,550	3	T SS
-------------------	----	-------	---------	---	------

Explorer HEV RWD

A-S10, 3.3L, 6cyl	27	27/28	\$1,800	6	HEV SS
-------------------	----	-------	---------	---	--------

Explorer RWD

A-10, 2.3L, 4cyl	24	21/28	\$2,000	5	T SS
A-S10, 2.3L, 4cyl	24	21/28	\$2,000	5	T SS
A-S10, 3.0L, 6cyl	21	18/26	\$2,300	4	T SS

Manufacturer Model Configuration (trans, eng size, cyl)	MPG		Annual Fuel Cost	GHG Rating	Notes
	Comb	City/Hwy			

GMC

Acadia FWD

A-9, 2.0L, 4cyl	25	22/29	\$1,950	5	T C. D. SS
A-9, 2.5L, 4cyl	23	21/27	\$2,100	5	
A-9, 3.6L, 6cyl	22	19/27	\$2,200	4	C. D. SS

Yukon 2WD

A-10, 3.0L, 6cyl	23	21/27	\$2,300	4	D T SS
A-10, 5.3L, 8cyl	18	16/20	\$2,700	3	C. D. SS
A-10, 5.3L, 8cyl	17	15/20	\$2,850	3	C. D.
A-10, 6.2L, 8cyl	17	15/20	\$3,650	3	PR C. D. SS
A-10, 6.2L, 8cyl	16	14/20	\$3,900	2	PR C. D.

Yukon XL 2WD

A-10, 3.0L, 6cyl	23	21/27	\$2,300	4	D T SS
A-10, 5.3L, 8cyl	18	16/20	\$2,700	3	C. D. SS
A-10, 5.3L, 8cyl	17	15/20	\$2,850	3	C. D.
A-10, 6.2L, 8cyl	16	14/20	\$3,900	2	PR C. D. SS
A-10, 6.2L, 8cyl	16	14/20	\$3,900	2	PR C. D.

HYUNDAI

Palisade FWD

A-S8, 3.8L, 6cyl	22	19/26	\$2,200	4	
------------------	----	-------	---------	---	--

INFINITI

QX80 2WD

A-S7, 5.6L, 8cyl	16	14/20	\$3,900	2	PR
------------------	----	-------	---------	---	----

JEEP

Grand Cherokee 2WD

A-8, 3.6L, 6cyl	21	19/26	\$2,300	4	SS
-----------------	----	-------	---------	---	----

Grand Cherokee L 2WD

A-8, 3.6L, 6cyl	21	19/26	\$2,300	4	
-----------------	----	-------	---------	---	--

LINCOLN

Aviator RWD

A-S10, 3.0L, 6cyl	21	18/26	\$2,300	4	T SS
-------------------	----	-------	---------	---	------

Navigator 2WD

A-S10, 3.5L, 6cyl	18	16/22	\$2,700	3	T SS
-------------------	----	-------	---------	---	------

Navigator L 2WD

A-S10, 3.5L, 6cyl	18	16/21	\$2,700	3	T SS
-------------------	----	-------	---------	---	------

NISSAN

Armada 2WD

A-S7, 5.6L, 8cyl	16	14/19	\$3,900	2	P
------------------	----	-------	---------	---	---

TOYOTA

4Runner 2WD

A-S5, 4.0L, 6cyl	17	16/19	\$2,850	3	
------------------	----	-------	---------	---	--

Sequoia 2WD

A-S6, 5.7L, 8cyl	15	13/17	\$3,250	2	
------------------	----	-------	---------	---	--

VOLVO

XC90 FWD

A-S8, 2.0L, 4cyl	25	21/30	\$2,500	5	PRT SS
------------------	----	-------	---------	---	--------

Manufacturer Model Configuration (trans, eng size, cyl)	MPG		Annual Fuel Cost	GHG Rating	Notes
	Comb	City/Hwy			

STANDARD SPORT UTILITY VEHICLES 4WD

ASTON MARTIN

DBX V8

A-9, 4.0L, 8cyl	15	14/18	\$4,150	2	PT C. D.
-----------------	----	-------	---------	---	----------

AUDI

e-tron

A-1	78	78/77	\$1,000	10	EV
-----	----	-------	---------	----	----

e-tron Sportback

A-1	77	76/78	\$1,000	10	EV
-----	----	-------	---------	----	----

Q7

A-S8, 2.0L, 4cyl	21	19/23	\$2,950	4	PT SS
A-S8, 3.0L, 6cyl	20	18/23	\$3,100	4	PT MHEV SS

Q8

A-S8, 3.0L, 6cyl	20	18/23	\$3,100	4	PT MHEV SS
------------------	----	-------	---------	---	------------

RS Q8

A-S8, 4.0L, 8cyl	15	13/19	\$4,150	2	PT C. D. MHEV SS
------------------	----	-------	---------	---	------------------

SQ7

A-S8, 4.0L, 8cyl	17	15/21	\$3,650	3	PT C. D. SS
------------------	----	-------	---------	---	-------------

SQ8

A-S8, 4.0L, 8cyl	17	15/21	\$3,650	3	PT C. D. SS
------------------	----	-------	---------	---	-------------

BENTLEY

Bentayga

A-S8, 3.0L, 6cyl	See page 43.				PT PHEV SS
A-S8, 4.0L, 8cyl	18	15/24	\$3,450	3	PT C. D. SS
A-S8, 6.0L, 12cyl	14	12/18	\$4,450	1	PT C. D. SS

BMW

Alpina XB7

A-S8, 4.4L, 8cyl	17	15/21	\$3,650	3	PT SS
------------------	----	-------	---------	---	-------

X5 M

A-S8, 4.4L, 8cyl	15	13/18	\$4,150	2	PT SS
------------------	----	-------	---------	---	-------

X5 M Competition

A-S8, 4.4L, 8cyl	15	13/18	\$4,150	2	PT SS
------------------	----	-------	---------	---	-------

X5 M50i

A-S8, 4.4L, 8cyl	18	16/22	\$3,450	3	PT SS
------------------	----	-------	---------	---	-------

X5 xDrive40i

A-S8, 3.0L, 6cyl	23	21/25	\$2,700	5	PT MHEV SS
------------------	----	-------	---------	---	------------

X5 xDrive45e

A-S8, 3.0L, 6cyl	See page 43.				PT PHEV SS
------------------	--------------	--	--	--	------------

X6 M

A-S8, 4.4L, 8cyl	15	13/18	\$4,150	2	PT SS
------------------	----	-------	---------	---	-------

X6 M Competition

A-S8, 4.4L, 8cyl	15	13/18	\$4,150	2	PT SS
------------------	----	-------	---------	---	-------

X6 M50i

A-S8, 4.4L, 8cyl	18	16/22	\$3,450	3	PT SS
------------------	----	-------	---------	---	-------

X6 xDrive40i

A-S8, 3.0L, 6cyl	23	21/25	\$2,700	5	PT MHEV SS
------------------	----	-------	---------	---	------------

X7 M50i

A-S8, 4.4L, 8cyl	17	15/21	\$3,650	3	PT SS
------------------	----	-------	---------	---	-------

X7 xDrive40i

A-S8, 3.0L, 6cyl	21	19/24	\$2,950	4	PT MHEV SS
------------------	----	-------	---------	---	------------

Manufacturer Model Configuration (trans, eng size, cyl)	MPG		Annual Fuel Cost	GHG Rating	Notes
	Comb	City/Hwy			

BUICK

Enclave AWD

A-9, 3.6L, 6cyl	20	17/25	\$2,450	4	SS
-----------------	----	-------	---------	---	----

CADILLAC

Escalade 4WD

A-10, 3.0L, 6cyl	22	20/26	\$2,450	4	D T SS
A-10, 6.2L, 8cyl	16	14/19	\$3,900	2	PR C. D. SS
A-10, 6.2L, 8cyl	16	13/19	\$3,900	2	PR C. D.

CHEVROLET

Suburban 4WD

A-10, 3.0L, 6cyl	22	20/26	\$2,450	4	D T SS
A-10, 5.3L, 8cyl	17	15/19	\$2,850	3	C. D. SS
A-10, 5.3L, 8cyl	16	15/19	\$3,050	2	C. D.
A-10, 6.2L, 8cyl	16	14/19	\$3,900	2	PR C. D. SS
A-10, 6.2L, 8cyl	16	13/19	\$3,900	2	PR C. D.

Tahoe 4WD

A-10, 3.0L, 6cyl	22	20/26	\$2,450	4	D T SS
A-10, 5.3L, 8cyl	18	16/20	\$2,700	3	C. D. SS
A-10, 5.3L, 8cyl	17	15/20	\$2,850	3	C. D.
A-10, 6.2L, 8cyl	16	14/19	\$3,900	2	PR C. D. SS
A-10, 6.2L, 8cyl	16	13/19	\$3,900	2	PR C. D.

Traverse AWD

A-9, 3.6L, 6cyl	20	17/25	\$2,450	4	SS
-----------------	----	-------	---------	---	----

DODGE

Durango AWD

A-8, 3.6L, 6cyl	21	18/25	\$2,300	4	SS
A-8, 5.7L, 8cyl	17	14/22	\$3,350	3	Mid C. D.

Durango SRT AWD

A-8, 6.2L, 8cyl	13	12/17	\$4,800	1	P S
A-8, 6.4L, 8cyl	15	13/19	\$4,150	2	P C. D.

FORD

Expedition 4WD

A-S10, 3.5L, 6cyl	19	17/22	\$2,550	3	T PT4 SS
-------------------	----	-------	---------	---	----------

Expedition MAX 4WD

A-S10, 3.5L, 6cyl	18	16/21	\$2,700	3	T PT4 SS
-------------------	----	-------	---------	---	----------

Explorer AWD

A-10, 2.3L, 4cyl	23	20/27	\$2,100	5	T PT4 SS
A-S10, 2.3L, 4cyl	23	20/27	\$2,100	5	T PT4 SS
A-S10, 3.0L, 6cyl	20	18/24	\$2,450	4	T PT4 SS

Explorer FFV AWD

A-S10, 3.3L, 6cyl	19	16/23	\$2,550	3	Gas PT4
	13	11/15	\$3,400	3	E85

Explorer HEV AWD

A-S10, 3.3L, 6cyl	25	23/26	\$1,950	5	PT4 HEV SS
-------------------	----	-------	---------	---	------------

Explorer Timberline AWD

A-S10, 2.3L, 4cyl	21	19/23	\$2,300	4	T PT4 SS
-------------------	----	-------	---------	---	----------

GENESIS

GV80 AWD

A-S8, 2.5L, 4cyl	22	21/25	\$2,850	4	P T SS
A-S8, 3.5L, 6cyl	20	18/23	\$3,100	4	P T SS

Manufacturer Model Configuration (trans, eng size, cyl)	MPG		Annual Fuel Cost	GHG Rating	Notes
	Comb	City/Hwy			

GMC

Acadia AWD

A-9, 2.0L, 4cyl	24	22/27	\$2,000	5	T C. D. SS
A-9, 3.6L, 6cyl	21	19/26	\$2,300	4	C. D. SS

Yukon 4WD

A-10, 3.0L, 6cyl	22	20/26	\$2,450	4	D T SS
A-10, 5.3L, 8cyl	18	16/20	\$2,700	3	C. D. SS
A-10, 5.3L, 8cyl	17	15/20	\$2,850	3	C. D.
A-10, 6.2L, 8cyl	16	14/19	\$3,900	2	PR C. D. SS
A-10, 6.2L, 8cyl	16	13/19	\$3,900	2	PR C. D.

Yukon XL 4WD

A-10, 3.0L, 6cyl	22	20/26	\$2,450	4	D T SS
A-10, 5.3L, 8cyl	17	15/19	\$2,850	3	C. D. SS
A-10, 5.3L, 8cyl	16	15/19	\$3,050	2	C. D.
A-10, 6.2L, 8cyl	16	14/19	\$3,900	2	PR C. D. SS
A-10, 6.2L, 8cyl	16	13/19	\$3,900	2	PR C. D.

HYUNDAI

Palisade AWD

A-S8, 3.8L, 6cyl	21	19/24	\$2,300	4	
------------------	----	-------	---------	---	--

INFINITI

QX80 4WD

A-S7, 5.6L, 8cyl	15	13/19	\$4,150	2	PR
A-S7, 5.6L, 8cyl	15	13/19	\$4,150	2	PR MDPV.

JEEP

Grand Cherokee 4WD

A-8, 3.6L, 6cyl	21	18/25	\$2,300	4	SS
A-8, 5.7L, 8cyl	17	14/22	\$3,350	3	Mid C. D.

Grand Cherokee L 4WD

A-8, 3.6L, 6cyl	21	18/25	\$2,300	4	
A-8, 5.7L, 8cyl	17	14/22	\$3,350	3	Mid C. D.

Grand Cherokee SRT 4WD

A-8, 6.4L, 8cyl	15	13/19	\$4,150	2	P C. D.
-----------------	----	-------	---------	---	---------

Grand Cherokee Trackhawk 4WD

A-8, 6.2L, 8cyl	13	11/17	\$4,800	1	P S
-----------------	----	-------	---------	---	-----

LAMBORGHINI

Urus

A-S8, 4.0L, 8cyl	14	12/17	\$4,450	1	P T C. D. SS
------------------	----	-------	---------	---	--------------

LAND ROVER

Defender 110

A-S8, 2.0L, 4cyl	18	17/20	\$3,450	3	P T SS
------------------	----	-------	---------	---	--------

Defender 110 MHEV

A-S8, 3.0L, 6cyl	19	17/22	\$3,300	3	P T MHEV SS
------------------	----	-------	---------	---	-------------

Defender 90

A-S8, 2.0L, 4cyl	19	18/21	\$3,300	3	P T SS
------------------	----	-------	---------	---	--------

Defender 90 MHEV

A-S8, 3.0L, 6cyl	19	17/22	\$3,300	3	P T MHEV SS
------------------	----	-------	---------	---	-------------

Discovery

A-S8, 2.0L, 4cyl	21	19/22	\$2,950	4	P T SS
------------------	----	-------	---------	---	--------

Discovery MHEV

A-S8, 3.0L, 6cyl	21	18/24	\$2,950	4	P T MHEV SS
------------------	----	-------	---------	---	-------------

Manufacturer Model Configuration (trans, eng size, cyl)	MPG		Annual Fuel Cost	GHG Rating	Notes
	Comb	City/Hwy			
Range Rover					
A-S8, 3.0L, 6cyl	24	22/28	\$2,200	4	D T SS
A-S8, 5.0L, 8cyl	18	16/21	\$3,450	3	P S SS
Range Rover LWB					
A-S8, 5.0L, 8cyl	18	16/21	\$3,450	3	P S SS
Range Rover LWB SVA					
A-S8, 5.0L, 8cyl	15	13/19	\$4,150	2	P S SS
Range Rover MHEV					
A-S8, 3.0L, 6cyl	20	18/23	\$3,100	4	P T MHEV SS
Range Rover PHEV					
A-S8, 2.0L, 4cyl	See page 43.				P T PHEV SS
Range Rover Sport					
A-S8, 3.0L, 6cyl	24	22/28	\$2,200	4	D T SS
A-S8, 5.0L, 8cyl	19	17/22	\$3,300	3	P S SS
Range Rover Sport MHEV					
A-S8, 3.0L, 6cyl	21	19/24	\$2,950	4	P T MHEV SS
Range Rover Sport PHEV					
A-S8, 2.0L, 4cyl	See page 43.				P T PHEV SS
Range Rover Sport SVR					
A-S8, 5.0L, 8cyl	16	15/20	\$3,900	2	P S SS
Range Rover SVA					
A-S8, 5.0L, 8cyl	16	14/19	\$3,900	2	P S SS

LEXUS

GX 460

A-S6, 4.6L, 8cyl	16	15/19	\$3,900	2	PR
------------------	----	-------	---------	---	----

LX 570

A-S8, 5.7L, 8cyl	14	12/16	\$4,450	1	PR
------------------	----	-------	---------	---	----

RX 450h AWD

AV-S6, 3.5L, 6cyl	30	31/28	\$2,100	6	PR HEV SS
-------------------	----	-------	---------	---	-----------

RX 450h L AWD

AV-S6, 3.5L, 6cyl	29	29/28	\$2,150	6	PR HEV SS
-------------------	----	-------	---------	---	-----------

LINCOLN

Aviator AWD

A-S10, 3.0L, 6cyl	20	17/24	\$2,450	4	T PT4 SS
-------------------	----	-------	---------	---	----------

Aviator PHEV AWD

A-S10, 3.0L, 6cyl	See page 43.				T PT4 PHEV SS
-------------------	--------------	--	--	--	---------------

Navigator 4WD

A-S10, 3.5L, 6cyl	17	16/20	\$2,850	3	T PT4 SS
-------------------	----	-------	---------	---	----------

MASERATI

Levante

A-8, 3.0L, 6cyl	18	16/22	\$3,450	3	PRT SS
-----------------	----	-------	---------	---	--------

Levante GTS

A-8, 3.8L, 8cyl	16	13/20	\$3,900	2	PRT SS
-----------------	----	-------	---------	---	--------

Levante S

A-8, 3.0L, 6cyl	18	16/22	\$3,450	3	PRT SS
-----------------	----	-------	---------	---	--------

Levante Trofeo

A-8, 3.8L, 8cyl	16	13/20	\$3,900	2	PRT SS
-----------------	----	-------	---------	---	--------

MERCEDES-BENZ

AMG G63

A-9, 4.0L, 8cyl	14	13/16	\$4,450	1	PRT C. D. SS
-----------------	----	-------	---------	---	--------------

Manufacturer Model Configuration (trans, eng size, cyl)	MPG		Annual Fuel Cost	GHG Rating	Notes
	Comb	City/Hwy			
AMG GLE53 4matic Plus					
A-9, 3.0L, 6cyl	19	18/22	\$3,300	3	PR MHEV SS
AMG GLE53 4matic Plus Coupe					
A-9, 3.0L, 6cyl	20	18/23	\$3,100	4	PR MHEV SS
AMG GLE63 S 4matic Plus					
A-9, 4.0L, 8cyl	16	15/19	\$3,900	2	PRT C. D. MHEV SS
AMG GLE63 S 4matic Plus Coupe					
A-9, 4.0L, 8cyl	17	15/19	\$3,650	3	PRT C. D. MHEV SS
AMG GLS63 4matic Plus					
A-9, 4.0L, 8cyl	16	14/18	\$3,900	2	PRT C. D. MHEV SS
G550					
A-9, 4.0L, 8cyl	18	17/19	\$3,450	3	PRT C. D. SS
GLE450 4matic					
A-9, 3.0L, 6cyl	23	21/26	\$2,700	5	PRT MHEV SS
GLE580 4matic					
A-9, 4.0L, 8cyl	19	17/22	\$3,300	3	PRT C. D. MHEV SS
GLS450 4matic					
A-9, 3.0L, 6cyl	21	20/24	\$2,950	4	PRT MHEV SS
GLS580 4matic					
A-9, 4.0L, 8cyl	18	16/21	\$3,450	3	PRT C. D. MHEV SS
GLS600 4matic Maybach					
A-9, 4.0L, 8cyl	16	15/19	\$3,900	2	PRT C. D. MHEV SS

NISSAN

Armada 4WD

A-S7, 5.6L, 8cyl	15	13/18	\$4,150	2	P
A-S7, 5.6L, 8cyl	15	13/18	\$4,150	2	P MDPV.

PORSCHE

Cayenne

A-S8, 3.0L, 6cyl	20	19/23	\$3,100	4	PT SS
------------------	----	-------	---------	---	-------

Cayenne Coupe

A-S8, 3.0L, 6cyl	20	19/23	\$3,100	4	PT SS
------------------	----	-------	---------	---	-------

Cayenne e-Hybrid

A-S8, 3.0L, 6cyl	See page 43.				PT PHEV SS
------------------	--------------	--	--	--	------------

Cayenne e-Hybrid Coupe

A-S8, 3.0L, 6cyl	See page 43.				PT PHEV SS
------------------	--------------	--	--	--	------------

Cayenne GTS

A-S8, 4.0L, 8cyl	17	15/19	\$3,650	3	PRT SS
------------------	----	-------	---------	---	--------

Cayenne GTS Coupe

A-S8, 4.0L, 8cyl	17	15/19	\$3,650	3	PRT SS
------------------	----	-------	---------	---	--------

Cayenne S

A-S8, 2.9L, 6cyl	20	18/22	\$3,100	4	PT SS
------------------	----	-------	---------	---	-------

Cayenne S Coupe

A-S8, 2.9L, 6cyl	19	18/22	\$3,300	3	PT SS
------------------	----	-------	---------	---	-------

Cayenne Turbo

A-S8, 4.0L, 8cyl	17	15/19	\$3,650	3	PRT SS
------------------	----	-------	---------	---	--------

Cayenne Turbo Coupe

A-S8, 4.0L, 8cyl	17	15/19	\$3,650	3	PRT SS
------------------	----	-------	---------	---	--------

Cayenne Turbo S e-Hybrid

A-S8, 4.0L, 8cyl	See page 43.				PT PHEV SS
------------------	--------------	--	--	--	------------

Cayenne Turbo S e-Hybrid Coupe

A-S8, 4.0L, 8cyl	See page 43.				PT PHEV SS
------------------	--------------	--	--	--	------------

Manufacturer Model Configuration (trans, eng size, cyl)	MPG		Annual Fuel Cost	GHG Rating	Notes
	Comb	City/Hwy			

SUBARU

Ascent

AV-S8, 2.4L, 4cyl	23	21/27	\$2,100	5	T
-------------------	----	-------	---------	---	---

Ascent Limited/Touring

AV-S8, 2.4L, 4cyl	22	20/26	\$2,200	4	T
-------------------	----	-------	---------	---	---

TESLA

Model X Long Range Plus

A-1	105	109/101	\$700	10	EV
-----	-----	---------	-------	----	----

Model X Performance (20in Wheels)

A-1	97	100/95	\$800	10	EV
-----	----	--------	-------	----	----

Model X Performance (22in Wheels)

A-1	86	89/83	\$900	10	EV
-----	----	-------	-------	----	----

TOYOTA

4Runner 4WD

A-S5, 4.0L, 6cyl	17	16/19	\$2,850	3	PT4
A-S5, 4.0L, 6cyl	17	16/19	\$2,850	3	

Highlander Hybrid AWD

A-V-S6, 2.5L, 4cyl	35	35/35	\$1,400	7	HEV SS
--------------------	----	-------	---------	---	--------

Highlander Hybrid AWD LTD/PLAT

A-V-S6, 2.5L, 4cyl	35	35/34	\$1,400	7	HEV SS
--------------------	----	-------	---------	---	--------

Land Cruiser Wagon 4WD

A-S8, 5.7L, 8cyl	14	13/17	\$3,450	1	
------------------	----	-------	---------	---	--

Sequoia 4WD

A-S6, 5.7L, 8cyl	14	13/17	\$3,450	1	PT4
------------------	----	-------	---------	---	-----

VOLKSWAGEN

Atlas 4motion

A-S8, 3.6L, 6cyl	18	16/22	\$2,700	3	SS
------------------	----	-------	---------	---	----

VOLVO

XC90 AWD

A-S8, 2.0L, 4cyl	23	20/28	\$2,700	5	PRT SS
A-S8, 2.0L, 4cyl	22	19/28	\$2,850	4	PRT S SS

XC90 AWD PHEV

A-S8, 2.0L, 4cyl	See page 43.				PRT S PHEV SS
------------------	--------------	--	--	--	---------------

DIESEL VEHICLES

Diesel-powered vehicles are typically more fuel efficient than comparable vehicles powered by gasoline. Diesel engines are inherently more energy-efficient, and diesel fuel contains roughly 10%–15% more energy per gallon than gasoline. In addition, new

advances in diesel engine technology have improved performance, reduced engine noise and fuel odor, and decreased emissions of harmful air pollutants. Ultra-low sulfur diesel fuels also help reduce emissions from these vehicles.



Manufacturer Model Configuration (trans, eng size, cyl)	MPG		Annual Fuel Cost	GHG Rating	Notes
	Comb	City/Hwy			

SMALL PICKUP TRUCKS 2WD

CHEVROLET

Colorado 2WD

A-6, 2.8L, 4cyl	23	20/30	\$2,300	4	DT
-----------------	----	-------	---------	---	----

GMC

Canyon 2WD

A-6, 2.8L, 4cyl	23	20/30	\$2,300	4	DT
-----------------	----	-------	---------	---	----

SMALL PICKUP TRUCKS 4WD

CHEVROLET

Colorado 4WD

A-6, 2.8L, 4cyl	22	19/28	\$2,450	4	DT
-----------------	----	-------	---------	---	----

Colorado ZR2 4WD

A-6, 2.8L, 4cyl	19	18/22	\$2,800	3	DT
-----------------	----	-------	---------	---	----

GMC

Canyon 4WD

A-6, 2.8L, 4cyl	22	19/28	\$2,450	4	DT
-----------------	----	-------	---------	---	----

STANDARD PICKUP TRUCKS 2WD

CHEVROLET

Silverado 2WD

A-10, 3.0L, 6cyl	27	23/33	\$2,000	5	DT SS
------------------	----	-------	---------	---	-------

GMC

Sierra 2WD

A-10, 3.0L, 6cyl	26	23/30	\$2,050	5	DT SS
------------------	----	-------	---------	---	-------

RAM

1500 2WD

A-8, 3.0L, 6cyl	26	22/32	\$2,050	5	DT SS
-----------------	----	-------	---------	---	-------

1500 HFE 2WD

A-8, 3.0L, 6cyl	26	23/33	\$2,050	5	DT
-----------------	----	-------	---------	---	----

STANDARD PICKUP TRUCKS 4WD

CHEVROLET

Silverado 4WD

A-10, 3.0L, 6cyl	24	22/26	\$2,200	4	DT SS
------------------	----	-------	---------	---	-------

FORD

F150 Pickup 4WD

A-S10, 3.0L, 6cyl	23	20/27	\$2,300	4	DT SS
-------------------	----	-------	---------	---	-------

GMC

Sierra 4WD

A-10, 3.0L, 6cyl	24	22/26	\$2,200	4	DT SS
------------------	----	-------	---------	---	-------

Sierra 4WD AT4

A-10, 3.0L, 6cyl	24	22/26	\$2,200	4	DT SS
------------------	----	-------	---------	---	-------

JEEP

Gladiator EcoDiesel 4WD

A-8, 3.0L, 6cyl	24	22/28	\$2,200	4	DT SS
-----------------	----	-------	---------	---	-------

Gladiator Rubicon EcoDiesel 4WD

A-8, 3.0L, 6cyl	24	21/27	\$2,200	4	DT SS
-----------------	----	-------	---------	---	-------

RAM

1500 4WD

A-8, 3.0L, 6cyl	24	21/29	\$2,200	4	DT SS
-----------------	----	-------	---------	---	-------

Manufacturer Model Configuration (trans, eng size, cyl)	MPG		Annual Fuel Cost	GHG Rating	Notes
	Comb	City/Hwy			

SMALL SPORT UTILITY VEHICLES 4WD

JEEP

Wrangler 4dr EcoDiesel 4WD

A-8, 3.0L, 6cyl	25	22/29	\$2,150	4	DT SS
-----------------	----	-------	---------	---	-------

Wrangler Rubic 4dr EcoDiesel 4WD

A-8, 3.0L, 6cyl	23	21/26	\$2,300	4	DT SS
-----------------	----	-------	---------	---	-------

STANDARD SPORT UTILITY VEHICLES 2WD

CADILLAC

Escalade 2WD

A-10, 3.0L, 6cyl	23	21/27	\$2,300	4	DT SS
------------------	----	-------	---------	---	-------

CHEVROLET

Suburban 2WD

A-10, 3.0L, 6cyl	23	21/27	\$2,300	4	DT SS
------------------	----	-------	---------	---	-------

Tahoe 2WD

A-10, 3.0L, 6cyl	24	21/28	\$2,200	4	DT SS
------------------	----	-------	---------	---	-------

GMC

Yukon 2WD

A-10, 3.0L, 6cyl	23	21/27	\$2,300	4	DT SS
------------------	----	-------	---------	---	-------

Yukon XL 2WD

A-10, 3.0L, 6cyl	23	21/27	\$2,300	4	DT SS
------------------	----	-------	---------	---	-------

STANDARD SPORT UTILITY VEHICLES 4WD

CADILLAC

Escalade 4WD

A-10, 3.0L, 6cyl	22	20/26	\$2,450	4	DT SS
------------------	----	-------	---------	---	-------

CHEVROLET

Suburban 4WD

A-10, 3.0L, 6cyl	22	20/26	\$2,450	4	DT SS
------------------	----	-------	---------	---	-------

Tahoe 4WD

A-10, 3.0L, 6cyl	22	20/26	\$2,450	4	DT SS
------------------	----	-------	---------	---	-------

GMC

Yukon 4WD

A-10, 3.0L, 6cyl	22	20/26	\$2,450	4	DT SS
------------------	----	-------	---------	---	-------

Yukon XL 4WD

A-10, 3.0L, 6cyl	22	20/26	\$2,450	4	DT SS
------------------	----	-------	---------	---	-------

LAND ROVER

Range Rover

A-S8, 3.0L, 6cyl	24	22/28	\$2,200	4	DT SS
------------------	----	-------	---------	---	-------

Range Rover Sport

A-S8, 3.0L, 6cyl	24	22/28	\$2,200	4	DT SS
------------------	----	-------	---------	---	-------

ALL-ELECTRIC VEHICLES

All-electric vehicles (EVs) are propelled by one or more electric motors powered by a rechargeable battery. EVs are energy efficient and emit no tailpipe pollutants, although the power plant producing the electricity may emit pollution.

Electric motors have several performance benefits. They are quiet, have instant torque for quick acceleration, enable regenerative braking, and require less maintenance than internal combustion engines.

Current EVs typically have a shorter driving range than comparable gasoline or hybrid vehicles, and their range is more sensitive to driving style, driving conditions, and accessory use. Fully recharging the battery can take several hours—though a “fast charge” to 80% capacity may take as little as 30 minutes. Charging options

outside the home are expanding. More than 26,000 public and 1,000 workplace charging stations are available. EVs are typically more expensive than comparable conventional vehicles and hybrids due to the cost of the large battery. However, as manufacturers continue to improve the driving range and reduce the cost of these vehicles, they are becoming more practical and affordable for a wider range of consumers.

A federal income tax credit of up to \$7,500 is currently available to consumers purchasing a qualifying EV. (Note that the federal tax credit begins to phase out after the manufacturer has sold more than 200,000 qualifying vehicles.) State and/or local incentives may also apply. For additional information on EVs, including tax incentives and phase-out dates, visit fuelconomy.gov.



Model	Motor	Battery Type	Fuel Economy (comb/city/hwy)		Driving Range* (miles)	Charge Time (hrs @ 240)	Annual Fuel Cost	GHG Rating
			MPGe	kWh/100 mi				
SUBCOMPACT CARS								
BMW								
i3	125 kW AC Induction	Li-Ion	113/124/102	30/27/33	153	7	\$650	10
i3s	135 kW AC Induction	Li-Ion	113/124/102	30/27/33	153	7	\$650	10
MINI								
Cooper SE Hardtop 2 door	135 kW DCPM	Li-Ion	108/115/100	31/29/34	110	4	\$700	10
COMPACT CARS								
KANDI								
K27	20 kW AC Induction	Li-Ion	114/127/102	30/27/33	59	7	\$650	10
PORSCHE								
Taycan Perf Battery	240 kW ACPM	Li-Ion	79/76/84	41/43/39	200	9.5	\$900	10
Taycan Perf Battery Plus	280 kW ACPM	Li-Ion	75/71/80	45/47/42	225	10.5	\$1,000	10
MIDSIZE CARS								
HYUNDAI								
Ioniq Electric	100 kW AC PMSM	Li-Ion	133/145/121	25/23/28	170	5.8	\$550	10
NISSAN								
Leaf (40 kW-hr battery pack)	110 kW DCPM	Li-Ion	111/123/99	30/27/34	149	8	\$700	10
Leaf (62 kW-hr battery pack)	160 kW DCPM	Li-Ion	108/118/97	31/29/35	226	11	\$700	10
Leaf SV/SL (62 kW-hr battery pack)	160 kW DCPM	Li-Ion	104/114/94	32/29/36	215	11	\$750	10
POLESTAR								
2	150 kW ACPM	Li-Ion	92/96/88	37/35/38	233	8	\$800	10
PORSCHE								
Taycan 4 Cross Turismo	175 and 320 kW ACPM	Li-Ion	76/76/77	44/44/44	215	10.5	\$1,000	10
Taycan 4S Cross Turismo	175 and 320 kW ACPM	Li-Ion	75/75/75	45/45/45	215	10.5	\$1,000	10
Taycan Turbo Cross Turismo	175 and 355 kW ACPM	Li-Ion	72/72/72	47/47/47	204	10.5	\$1,050	10
Taycan Turbo S Cross Turismo	190 and 335 kW ACPM	Li-Ion	73/74/73	46/46/46	202	10.5	\$1,050	10
TESLA								
Model 3 Long Range AWD	98 and 195 kW AC 3-Phase	Li-Ion	134/141/127	25/24/27	353	9.3/11.2†	\$550	10
Model 3 Performance AWD	131 and 190 kW AC 3-Phase	Li-Ion	113/118/107	30/29/32	315	9.6/11.6†	\$650	10
Model 3 RWD Standard Range	3-Phase AC Induction	Li-Ion	NA	NA	NA	NA	NA	NA
Model 3 Standard Range Plus RWD	198 kW AC 3-Phase	Li-Ion	142/150/133	24/22/25	263	6.5/7.8‡	\$550	10
LARGE CARS								
PORSCHE								
Taycan 4S Perf Battery	194 and 280 kW ACPM	Li-Ion	79/79/80	42/43/42	199	9.5	\$950	10
Taycan 4S Perf Battery Plus	210 and 250 kW ACPM	Li-Ion	77/75/81	43/45/42	227	10.5	\$1,000	10
Taycan Turbo	TBD ACPM	Li-Ion	73/71/75	45/46/43	212	10.5	\$1,000	10
Taycan Turbo S	TBD ACPM	Li-Ion	70/69/71	48/49/47	201	10.5	\$1,100	10
TESLA								
Model S Long Range	179 and 186 kW AC 3-Phase	Li-Ion	120/124/115	28/27/29	405	8.3/15‡	\$650	10
Model S Performance (19in Wheels)	149 and 276 kW AC 3-Phase	Li-Ion	110/114/106	31/30/32	387	8.2/14.7‡	\$700	10
Model S Performance (21in Wheels)	149 and 276 kW AC 3-Phase	Li-Ion	96/98/93	35/34/36	334	8.2/14.7‡	\$800	10
Model S Plaid (21inch wheels)	250 and 250 kW AC 3-Phase	Li-Ion	101/102/99	33/33/34	348	8/15‡	\$750	10
SMALL STATION WAGONS								
CHEVROLET								
Bolt EV	150 kW ACPM	Li-Ion	118/127/108	29/26/31	259	10	\$650	10

Model	Motor	Battery Type	Fuel Economy (comb/city/hwy)		Driving Range* (miles)	Charge Time (hrs @ 240)	Annual Fuel Cost	GHG Rating
			MPGe	kWh/100 mi				
FORD								
Mustang Mach-E AWD	198 and 198 kW AC PMSM	Li-Ion	93/100/86	36/34/39	211	8.5	\$800	10
Mustang Mach-E AWD Extended	209 and 209 kW AC PMSM	Li-Ion	90/96/84	37/35/40	270	10.7	\$850	10
Mustang Mach-E GT	179 and 179 kW AC PMSM	Li-Ion	84/90/77	40/37/44	270	10.3	\$900	10
Mustang Mach-E GT Performance	179 and 179 kW AC PMSM	Li-Ion	82/88/75	41/38/45	260	10.1	\$950	10
Mustang Mach-E RWD	198 kW AC PMSM	Li-Ion	100/105/93	34/32/36	230	8.8	\$750	10
Mustang Mach-E RWD California Route 1	216 kW ACPM	Li-Ion	101/108/94	33/31/36	305	11.4	\$750	10
Mustang Mach-E RWD Extended	216 kW AC PMSM	Li-Ion	97/104/90	35/32/37	300	10.9	\$800	10

KIA

Niro Electric	150 kW AC PMSM	Li-Ion	112/123/102	30/27/33	239	9.5	\$700	10
---------------	----------------	--------	-------------	----------	-----	-----	-------	----

SMALL SPORT UTILITY VEHICLES 2WD

HYUNDAI

Kona Electric	150 kW AC PMSM	Li-Ion	120/132/108	27/25/31	258	9	\$600	10
---------------	----------------	--------	-------------	----------	-----	---	-------	----

TESLA

Model Y RWD Long Range	3-Phase AC Induction	Li-Ion	NA	NA	NA	NA	NA	NA
Model Y Standard Range RWD	209 kW AC 3-Phase	Li-Ion	129/140/119	26/24/28	244	4.4/8‡	\$600	10

VOLKSWAGEN

ID.4 1st	150 kW AC 3-Phase	Li-Ion	97/104/89	35/32/37	250	7.5	\$800	10
ID.4 Pro	150 kW AC 3-Phase	Li-Ion	99/107/91	34/31/36	260	7.5	\$750	10
ID.4 Pro S	150 kW AC 3-Phase	Li-Ion	97/104/89	35/32/37	250	7.5	\$800	10

SMALL SPORT UTILITY VEHICLES 4WD

JAGUAR

I-Pace EV400	147 and 147 kW AC 3-Phase	Li-Ion	76/80/72	44/42/47	234	13	\$1,000	10
--------------	---------------------------	--------	----------	----------	-----	----	---------	----

TESLA

Model Y Long Range AWD	69 and 201 kW AC 3-Phase	Li-Ion	125/131/117	27/26/29	326	6.2/10‡	\$600	10
Model Y Performance AWD	133 and 179 kW AC 3-Phase	Li-Ion	111/115/106	30/29/32	303	6.6/11.8‡	\$700	10

VOLKSWAGEN

ID.4 AWD Pro	80 and 150 kW AC 3-Phase	Li-Ion	97/102/90	35/33/37	249	7.5	\$800	10
ID.4 AWD Pro S	80 and 150 kW AC 3-Phase	Li-Ion	93/98/88	36/35/38	240	7.5	\$800	10

VOLVO

XC40 AWD BEV	150 kW ACPM	Li-Ion	79/85/72	43/39/47	208	8	\$950	10
--------------	-------------	--------	----------	----------	-----	---	-------	----

STANDARD SPORT UTILITY VEHICLES 4WD

AUDI

e-tron	141 and 172 kW Asynchron 3-Phase	Li-Ion	78/78/77	43/43/43	222	10	\$1,000	10
e-tron Sportback	141 and 172 kW Asynchron 3-Phase	Li-Ion	77/76/78	44/44/43	218	10	\$1,000	10

TESLA

Model X Long Range Plus	180 and 189 kW AC 3-Phase	Li-Ion	105/109/101	32/31/33	371	8.3/15‡	\$700	10
Model X Performance (20in Wheels)	151 and 273 kW AC 3-Phase	Li-Ion	97/100/95	35/34/35	341	8.3/15‡	\$800	10
Model X Performance (22in Wheels)	151 and 273 kW AC 3-Phase	Li-Ion	86/89/83	39/38/41	300	8.3/15‡	\$900	10

NOTES AND ABBREVIATIONS:

*.....Range for combined city/highway driving (55% city and 45% highway)
†First value is time required with the 48A high power charger option; second value is with standard charger.
‡First value is time required with the 72A high power charger option; second value is with standard charger.
AC Induction..... Alternating current induction motor

ACPM..... Alternating current permanent magnet motor
DCPM..... Direct current permanent magnet motor
Li-Ion..... Lithium-ion
MPGe Miles per gallon gasoline equivalent
NA Not available
PMSM Permanent magnet synchronous motor
TBD To be determined

FUEL CELL VEHICLES

Though not yet available for the mass market, a limited number of fuel cell vehicles (FCVs) are available for lease and sale in select regions of the country, mostly in California. FCVs are propelled by electric motors powered by fuel cells, which produce electricity from the chemical energy of hydrogen. Fuel cell technology is more efficient than internal combustion engines and environmentally

cleaner—the only by-product of a hydrogen fuel cell vehicle is water. However, several challenges must be overcome before FCVs are mass-marketed and sold across the country. For more information about FCVs, visit fuelconomy.gov and the Fuel Cell Technologies Program website at www.energy.gov/eere/fuelcells/fuel-cell-technologies-office/.

Model	Fuel Cell Type	Motor	Battery Type & Rating	Fuel Type	Fuel Economy Comb/City/Hwy	Driving Range (miles)
COMPACT CARS						
TOYOTA						
Mirai Limited	PEFC	134 kW AC Synchronous	311 V Li-Ion	Hydrogen	MPGe 65 / 67 / 64 MPK 64 / 65 / 63	357
Mirai XLE	PEFC	134 kW AC Synchronous	311 V Li-Ion	Hydrogen	MPGe 74 / 76 / 71 MPK 72 / 74 / 70	402
MIDSIZE CARS						
HONDA						
Clarity FCV	PEM	130 kW AC PMSM	346 V Li-Ion	Hydrogen	MPGe 68 / 68 / 67 MPK 66 / 67 / 66	360
SMALL SPORT UTILITY VEHICLES 2WD						
HYUNDAI						
Nexo	PEM	120 kW IPMSM	240 V Li-Ion	Hydrogen	MPGe 57 / 59 / 54 MPK 56 / 58 / 53	354
Nexo Blue	PEM	120 kW IPMSM	240 V Li-Ion	Hydrogen	MPGe 61 / 65 / 58 MPK 60 / 64 / 56	380

NOTES AND ABBREVIATIONS:

AC..... Alternating current induction motor
 IPMSM..... Interior permanent magnet synchronous motor
 Li-Ion..... Lithium-ion
 MPGe..... Miles per gallon gasoline equivalent

MPK..... Miles per kilogram
 PEFC..... Polymer electrolyte fuel cell
 PEM..... Proton exchange membrane
 PMSM..... Permanent magnet synchronous motor

PLUG-IN HYBRID VEHICLES

Plug-in hybrid electric vehicles (PHEVs) are hybrids that can be charged by plugging them into an electrical outlet or charging station. Plug-in hybrids can store enough electricity from the power grid to significantly reduce their gasoline consumption under typical driving conditions.

There are two basic plug-in hybrid configurations:

- **Series PHEVs, also called Extended Range Electric Vehicles (EREVs).** The electric motor on these vehicles is the only power source that turns the wheels; the gasoline engine only generates electricity. Series PHEVs can run solely on electricity until the battery needs to be recharged. The gasoline engine will then generate the electricity needed to power the electric motor. For short trips, these vehicles may not use any gasoline.
- **Parallel or Blended PHEVs.** Both the engine and electric motor are mechanically connected to the wheels, and both may propel the vehicle. The vehicle may operate using both electricity and gasoline at the same time, using electricity only, or using gasoline only.

Plug-in hybrids also have different battery capacities, allowing some to travel farther on electricity than others. PHEV fuel economy, like that of EVs and regular hybrids, can be sensitive to driving style, driving conditions, and accessory use. When operating in pure electric mode, PHEVs emit no tailpipe pollutants, although the power plant producing the electricity may emit pollution.

Charging a PHEV's battery typically takes several hours. They can be charged at home or at an increasing number of workplaces or public locations. However, PHEVs don't have to be plugged in to be driven. They can be fueled solely with gasoline, like a conventional hybrid, but they will not achieve maximum range or fuel economy without charging.

Plug-in hybrids use less gasoline and cost less to fuel than conventional hybrids, but they are more expensive to purchase.

A federal income tax credit of up to \$7,500 is currently available to consumers purchasing a qualifying plug-in hybrid. (Note that the federal tax credit begins to phase out after the manufacturer has sold more than 200,000 qualifying vehicles.) State and/or local incentives may also apply. For additional information on PHEVs, including tax incentives and phase-out dates, visit fuelconomy.gov.



Manufacturer Model Trans, Eng Size, Cyl Elec. Motor	Fuel	Fuel Economy Combined MPGe	Range (miles)	Total Range* (miles)	Charge Time (hrs @ 240 V)	Annual Fuel Cost	GHG Rating
		Comb / City / Hwy MPG					
TWO-SEATER CARS							
FERRARI							
SF90 Stradale Coupe							
AM-8, 3.9L, 8cyl, 99, 99, 150kW 3-phase Sync.	Electricity + Gasoline	51 MPGe ([66kWh + 0 gal]/100 mi)†	9	330	2.5	\$3,050	4
	Premium Gasoline	18 / 16 / 20	320				
MINICOMPACT CARS							
POLESTAR							
1							
A-S8, 2.0L, 4cyl, 52, 85, 86kW 3-phase Sync.	Electricity + Gasoline	58 MPGe ([57kWh + 0.1 gal]/100 mi)	52	470	9	\$1,600	10
	Premium Gasoline	26 / 22 / 31	417				
SUBCOMPACT CARS							
BMW							
i3 with Range Extender							
A-1, 0.6L, 2cyl, 125 kW DCPM	Electricity	100 MPGe (32kWh/100 mi)	126	200	7	\$850	10
	Premium Gasoline	31 / 30 / 31	72				
i3s with Range Extender							
A-1, 0.6L, 2cyl, 135 kW DCPM	Electricity	100 MPGe (32kWh/100 mi)	126	200	7	\$850	10
	Premium Gasoline	31 / 30 / 31	72				
KARMA							
GS-6 (21-inch wheels)							
A-1, 1.5L, 3cyl, 175 and 175 kw DCPM	Electricity	70 MPGe (48kWh/100 mi)	61	330	6.2	\$1,350	10
	Premium Gasoline	26 / 27 / 25	266				
GS-6 (22-inch wheels)							
A-1, 1.5L, 3cyl, 175 and 175 kw DCPM	Electricity	62 MPGe (54kWh/100 mi)	54	280	6.2	\$1,600	10
	Premium Gasoline	22 / 22 / 21	224				
COMPACT CARS							
BMW							
330e							
A-S8, 2.0L, 4cyl, 80 kW DCPM	Electricity + Gasoline	75 MPGe ([45kWh + 0 gal]/100 mi)†	23	320	3	\$1,600	10
	Premium Gasoline	28 / 25 / 33	302				
330e xDrive							
A-S8, 2.0L, 4cyl, 80 kW DCPM	Electricity + Gasoline	67 MPGe ([51kWh + 0 gal]/100 mi)†	20	290	3	\$1,850	9
	Premium Gasoline	25 / 22 / 30	271				
530e							
A-S8, 2.0L, 4cyl, 80 kW DCPM	Electricity + Gasoline	64 MPGe ([49kWh + 0 gal]/100 mi)†	21	340	3	\$1,800	9
	Premium Gasoline	26 / 24 / 29	323				
530e xDrive							
A-S8, 2.0L, 4cyl, 80 kW DCPM	Electricity + Gasoline	62 MPGe ([53kWh + 0 gal]/100 mi)†	19	320	3	\$1,950	9
	Premium Gasoline	25 / 22 / 28	302				
VOLVO							
S60 AWD PHEV							
A-S8, 2.0L, 4cyl, 34 and 65 kW 3-phase Sync.	Electricity + Gasoline	69 MPGe ([47kWh + 0.1 gal]/100 mi)	22	510	3	\$1,600	10
	Premium Gasoline	30 / 28 / 33	485				

Manufacturer Model Trans, Eng Size, Cyl Elec. Motor	Fuel	Fuel Economy Combined MPGe	Range (miles)	Total Range* (miles)	Charge Time (hrs @ 240 V)	Annual Fuel Cost	GHG Rating
		Comb / City / Hwy MPG					
MIDSIZE CARS							
AUDI							
A7 quattro							
AM-S7, 2.0L, 4cyl, 105 kW DCPM	Electricity + Gasoline	68 MPGe ([46kWh + 0.1 gal]/100 mi)	24	440	2.4	\$1,550	10
	Premium Gasoline	29 / 26 / 34	416				
HONDA							
Clarity Plug-in Hybrid							
AV, 1.5L, 4cyl, 135kW AC PMSM	Electricity + Gasoline	110 MPGe ([31kWh + 0 gal]/100 mi)†	48	340	2.2	\$800	10
	Gasoline	42 / 44 / 40	295				
HYUNDAI							
Ioniq Plug-in Hybrid							
AM-S6, 1.6L, 4cyl, 45 kW IPMSM	Electricity + Gasoline	119 MPGe ([28kWh + 0 gal]/100 mi)†	29	620	2.2	\$750	10
	Gasoline	52 / 52 / 51	593				
MINI							
Cooper SE Countryman All4							
A-S6, 1.5L, 3cyl, 65 kW AC Induction	Electricity + Gasoline	73 MPGe ([46kWh + 0 gal]/100 mi)†	18	300	2	\$1,650	9
	Premium Gasoline	29 / 29 / 30	280				
TOYOTA							
Prius Prime							
AV, 1.8L, 4cyl, 22 and 53 kW AC Induction	Electricity + Gasoline	133 MPGe ([25kWh + 0 gal]/100 mi)†	25	640	2	\$700	10
	Gasoline	54 / 55 / 53	618				
VOLVO							
S90 AWD PHEV							
A-S8, 2.0L, 4cyl, 34 and 65 kW 3-phase Sync.	Electricity + Gasoline	60 MPGe ([50kWh + 0.1 gal]/100 mi)	21	490	3	\$1,700	10
	Premium Gasoline	30 / 28 / 31	473				
LARGE CARS							
AUDI							
A8 L							
A-S8, 3.0L, 6cyl, 100kW AC Induction	Electricity + Gasoline	53 MPGe ([63kWh + 0 gal]/100 mi)†	18	420	2.4	\$2,100	8
	Premium Gasoline	23 / 21 / 26	397				
BMW							
745e xDrive							
A-S8, 3.0L, 6cyl, 83 kW AC Induction	Electricity + Gasoline	56 MPGe ([60kWh + 0 gal]/100 mi)†	17	290	4	\$2,250	8
	Premium Gasoline	22 / 19 / 26	270				
PORSCHE							
Panamera 4 e-Hybrid							
AM-S8, 2.9L, 6cyl, 70 kW DC Brushless	Electricity + Gasoline	52 MPGe ([64kWh + 0 gal]/100 mi)†	19	480	3	\$2,200	8
	Premium Gasoline	22 / 21 / 24	463				
Panamera 4 e-Hybrid Executive							
AM-S8, 2.9L, 6cyl, 70 kW DC Brushless	Electricity + Gasoline	52 MPGe ([64kWh + 0 gal]/100 mi)†	19	480	3	\$2,200	8
	Premium Gasoline	22 / 21 / 24	463				
Panamera 4 e-Hybrid ST							
AM-S8, 2.9L, 6cyl, 70 kW DC Brushless	Electricity + Gasoline	52 MPGe ([64kWh + 0 gal]/100 mi)†	19	480	3	\$2,200	8
	Premium Gasoline	22 / 21 / 24	463				
Panamera 4S e-Hybrid							
AM-S8, 2.9L, 6cyl, 70 kW DC Brushless	Electricity + Gasoline	50 MPGe ([66kWh + 0 gal]/100 mi)†	19	480	3	\$2,250	8
	Premium Gasoline	22 / 21 / 23	461				

Manufacturer Model Trans, Eng Size, Cyl Elec. Motor	Fuel	Fuel Economy Combined MPGe	Range (miles)	Total Range* (miles)	Charge Time (hrs @ 240 V)	Annual Fuel Cost	GHG Rating
		Comb / City / Hwy MPG					
Panamera 4S e-Hybrid Executive							
AM-S8, 2.9L, 6cyl, 70 kW DC Brushless	Electricity + Gasoline	50 MPGe ([66kWh + 0 gal]/100 mi)†	19	480	3	\$2,250	8
	Premium Gasoline	22 / 21 / 23	461				
Panamera 4S e-Hybrid ST							
AM-S8, 2.9L, 6cyl, 70 kW DC Brushless	Electricity + Gasoline	50 MPGe ([66kWh + 0 gal]/100 mi)†	19	480	3	\$2,250	8
	Premium Gasoline	22 / 21 / 23	461				
Panamera Turbo S e-Hybrid							
AM-S8, 4.0L, 8cyl, 100 kW DC Brushless	Electricity + Gasoline	48 MPGe ([70kWh + 0 gal]/100 mi)†	17	430	3	\$2,500	7
	Premium Gasoline	19 / 18 / 22	413				
Panamera Turbo S e-Hybrid Executive							
AM-S8, 4.0L, 8cyl, 100 kW DC Brushless	Electricity + Gasoline	48 MPGe ([70kWh + 0 gal]/100 mi)†	17	430	3	\$2,500	7
	Premium Gasoline	19 / 18 / 22	413				
Panamera Turbo S e-Hybrid ST							
AM-S8, 4.0L, 8cyl, 100 kW DC Brushless	Electricity + Gasoline	48 MPGe ([70kWh + 0 gal]/100 mi)†	17	430	3	\$2,500	7
	Premium Gasoline	19 / 18 / 22	413				
SMALL STATION WAGONS							
KIA							
Niro Plug-in Hybrid							
AM-S6, 1.6L, 4cyl, 45 kW IPMSM	Electricity + Gasoline	105 MPGe ([32kWh + 0 gal]/100 mi)†	26	560	2.2	\$850	10
	Gasoline	46 / 48 / 44	530				
VOLVO							
V60 AWD PHEV							
A-S8, 2.0L, 4cyl, 34 and 65 kW 3-phase Sync.	Electricity + Gasoline	69 MPGe ([47kWh + 0.1 gal]/100 mi)	22	510	3	\$1,600	10
	Premium Gasoline	30 / 28 / 33	485				
MINIVANS 2WD							
CHRYSLER							
Pacifica Hybrid							
AV, 3.6L, 6cyl, 89 kW AC Induction	Electricity + Gasoline	82 MPGe ([41kWh + 0 gal]/100 mi)†	32	520	2	\$1,200	10
	Gasoline	30 / 29 / 30	487				
SMALL SPORT UTILITY VEHICLES 2WD							
FORD							
Escape FWD PHEV							
AV, 2.5L, 4cyl, 62 kW DCPM	Electricity + Gasoline	105 MPGe ([32kWh + 0 gal]/100 mi)†	37	520	3.3	\$900	10
	Gasoline	40 / 43 / 38	487				

Manufacturer Model Trans, Eng Size, Cyl Elec. Motor	Fuel	Fuel Economy Combined MPGe	Range (miles)	Total Range* (miles)	Charge Time (hrs @ 240 V)	Annual Fuel Cost	GHG Rating
		Comb / City / Hwy MPG					
SMALL SPORT UTILITY VEHICLES 4WD							
AUDI							
Q5							
AM-S7, 2.0L, 4cyl, 105kW AC Induction	Electricity + Gasoline	50 MPGe ([44kWh + 0.7 gal]/100 mi)	19	400	2.4	\$1,800	10
	Premium Gasoline	27 / 25 / 29	378				
BMW							
X3 xDrive30e							
A-S8, 2.0L, 4cyl, 80 kW DCPM	Electricity + Gasoline	60 MPGe ([56kWh + 0 gal]/100 mi)†	18	340	3	\$2,050	9
	Premium Gasoline	24 / 21 / 27	318				
JEEP							
Wrangler 4dr 4xe							
A-8, 2.0L, 4cyl, 100 kW AC Induction	Electricity + Gasoline	49 MPGe ([68kWh + 0 gal]/100 mi)†	22	370	2.4	\$2,000	8
	Gasoline	20 / 20 / 20	346				
LINCOLN							
Corsair AWD PHEV							
AV, 2.5L, 4cyl, 36 and 50 kW DCPM	Electricity + Gasoline	78 MPGe ([43kWh + 0 gal]/100 mi)†	28	430	3.4	\$1,200	10
	Gasoline	33 / 34 / 32	400				
MITSUBISHI							
Outlander PHEV							
A-1, 2.4L, 4cyl, 60 and 70 kW DCPM	Electricity + Gasoline	74 MPGe ([45kWh + 0 gal]/100 mi)†	24	320	4	\$1,450	10
	Gasoline	26 / 26 / 26	292				
SUBARU							
Crosstrek Hybrid AWD							
AV, 2.0L, 4cyl, 88 kW AC Induction	Electricity + Gasoline	90 MPGe ([38kWh + 0 gal]/100 mi)†	17	480	2	\$1,150	9
	Gasoline	35 / 36 / 35	464				
TOYOTA							
RAV4 Prime 4WD							
AV-S6, 2.5L, 4cyl, 40 and 134 kW AC Induction	Electricity + Gasoline	94 MPGe ([36kWh + 0 gal]/100 mi)†	42	600	4.5	\$950	10
	Gasoline	38 / 40 / 36	558				
VOLVO							
XC60 AWD PHEV							
A-S8, 2.0L, 4cyl, 34 and 65 kW 3-phase Sync.	Electricity + Gasoline	57 MPGe ([57kWh + 0.1 gal]/100 mi)	19	520	3	\$1,900	9
	Premium Gasoline	27 / 26 / 28	502				
STANDARD SPORT UTILITY VEHICLES 4WD							
BENTLEY							
Bentayga							
A-S8, 3.0L, 6cyl, 100 kW AC Induction	Electricity + Gasoline	46 MPGe ([73kWh + 0 gal]/100 mi)†	18	390	3	\$2,550	7
	Premium Gasoline	19 / 17 / 21	372				
BMW							
X5 xDrive45e							
A-S8, 3.0L, 6cyl, 83 kW DCPM	Electricity + Gasoline	50 MPGe ([63kWh + 0.1 gal]/100 mi)	31	400	5	\$2,100	9
	Premium Gasoline	20 / 19 / 22	373				
LAND ROVER							
Range Rover PHEV							
A-S8, 2.0L, 4cyl, 105 kW PMSM	Electricity + Gasoline	42 MPGe ([80kWh + 0 gal]/100 mi)†	19	480	3	\$2,600	7
	Premium Gasoline	19 / 18 / 21	461				

Manufacturer Model Trans, Eng Size, Cyl Elec. Motor	Fuel	Fuel Economy Combined MPGe	Range (miles)	Total Range* (miles)	Charge Time (hrs @ 240 V)	Annual Fuel Cost	GHG Rating
		Comb / City / Hwy MPG					
Range Rover Sport PHEV							
A-S8, 2.0L, 4cyl, 105 kW PMSM	Electricity + Gasoline	42 MPGe ([80kWh + 0 gal]/100 mi)†	19	480	3	\$2,600	7
	Premium Gasoline	19 / 18 / 21	461				
LINCOLN							
Aviator PHEV AWD							
A-S10, 3.0L, 6cyl, 74 kW PMSM	Electricity + Gasoline	56 MPGe ([60kWh + 0 gal]/100 mi)†	21	460	3.5	\$1,750	9
	Gasoline	23 / 22 / 25	443				
PORSCHE							
Cayenne e-Hybrid							
A-S8, 3.0L, 6cyl, 99 kW DC Brushless	Electricity + Gasoline	46 MPGe ([72kWh + 0 gal]/100 mi)†	17	430	3	\$2,450	7
	Premium Gasoline	21 / 20 / 22	414				
Cayenne e-Hybrid Coupe							
A-S8, 3.0L, 6cyl, 99 kW DC Brushless	Electricity + Gasoline	46 MPGe ([72kWh + 0 gal]/100 mi)†	17	430	3	\$2,450	7
	Premium Gasoline	21 / 20 / 22	414				
Cayenne Turbo S e-Hybrid							
A-S8, 4.0L, 8cyl, 99 kW DC Brushless	Electricity + Gasoline	42 MPGe ([82kWh + 0 gal]/100 mi)†	15	370	3	\$2,850	6
	Premium Gasoline	18 / 17 / 20	359				
Cayenne Turbo S e-Hybrid Coupe							
A-S8, 4.0L, 8cyl, 99 kW DC Brushless	Electricity + Gasoline	42 MPGe ([82kWh + 0 gal]/100 mi)†	15	370	3	\$2,850	6
	Premium Gasoline	18 / 17 / 20	359				
VOLVO							
XC90 AWD PHEV							
A-S8, 2.0L, 4cyl, 34 and 65 kW 3-phase Sync.	Electricity + Gasoline	55 MPGe ([58kWh + 0.1 gal]/100 mi)	18	520	3	\$1,900	9
	Premium Gasoline	27 / 26 / 28	505				

NOTES AND ABBREVIATIONS:

*.....Total range includes operation on both electricity and gasoline and is rounded to the nearest 10 miles.

†.....This vehicle did not use any gasoline during charge-depleting (electric) operation during EPA city and highway tests. However, depending on how you drive the vehicle, you may use both gasoline and electricity during charge-depleting operation following a full charge.

3-phase Sync.....3-phase synchronous motor

AC..... Alternating current induction motor

DCPM..... Direct current permanent magnet motor

IPMSM..... Interior permanent magnet synchronous motor

MPGe..... Miles per gallon gasoline equivalent

MPK..... Miles per kilogram

NA..... Not Available

PMSM..... Permanent magnet synchronous motor

ETHANOL FLEXIBLE FUEL VEHICLES

Ethanol flexible fuel vehicles (FFVs) are designed by the original manufacturer to operate on gasoline, E85, or any mixture of the two fuels. Annual fuel cost is estimated assuming 15,000 miles of travel each year (55% city and 45% highway) and an average fuel cost of \$2.96 per gallon for E85, \$3.24 per gallon for regular unleaded gasoline, and \$4.15 per gallon for premium unleaded gasoline. The price of ethanol is highly variable from region to region; it is typically lower in the Midwestern United States and higher in other areas. Also, the ethanol content of E85 can range from 51% to 83% and typically varies seasonally. Therefore, actual consumer experience may differ

significantly from the annual fuel cost estimates presented here, which are based on fuel economy tests using E85.

Fuel economy and driving range values are shown for both gasoline and E85. When operating your FFV on mixtures of gasoline and E85, such as when alternating between using these fuels, your driving range and fuel economy values will likely be somewhere between those listed for the two fuels, depending on the actual percentages of gasoline and E85 in the tank.

Manufacturer Model Configuration (trans, eng size, cyl)	MPG		Annual Fuel Cost	GHG Rating	Fuel	Driving Range (miles)
	Comb	City/Hwy				

STANDARD PICKUP TRUCKS 2WD

CHEVROLET

Silverado 2WD

A-6, 5.3L, 8cyl	16	15/19	\$3,050	2	Gas	384/453
	12	11/15	\$3,700	3	E85	288/340

FORD

F150 Pickup 2WD FFV

A-S10, 3.3L, 6cyl	21	20/24	\$2,300	4	Gas	502/567
	16	14/19	\$2,800	5	E85	382/432
A-S10, 5.0L, 8cyl	20	17/24	\$2,450	4	Gas	478/540
	14	12/18	\$3,150	4	E85	335/378
A-S10, 5.0L, 8cyl	19	17/24	\$2,550	3	Gas	454/513
	14	12/18	\$3,150	4	E85	335/378

GMC

Sierra 2WD

A-6, 5.3L, 8cyl	16	15/19	\$3,050	2	Gas	384/453
	12	11/15	\$3,700	3	E85	288/340

STANDARD PICKUP TRUCKS 4WD

CHEVROLET

Silverado 4WD

A-6, 5.3L, 8cyl	16	14/18	\$3,050	2	Gas	384/453
	12	11/13	\$3,700	2	E85	288/340

FORD

F150 Pickup 4WD FFV

A-S10, 3.3L, 6cyl	20	19/22	\$2,450	4	Gas	478/540
	15	14/18	\$2,950	4	E85	358/405
A-S10, 5.0L, 8cyl	19	16/22	\$2,550	3	Gas	454/513
	13	11/17	\$3,400	3	E85	311/351
A-S10, 5.0L, 8cyl	18	16/22	\$2,700	3	Gas	430/486
	14	12/17	\$3,150	3	E85	335/378

Manufacturer Model Configuration (trans, eng size, cyl)	MPG		Annual Fuel Cost	GHG Rating	Fuel	Driving Range (miles)
	Comb	City/Hwy				

GMC

Sierra 4WD

A-6, 5.3L, 8cyl	16	14/18	\$3,050	2	Gas	384/453
	12	11/13	\$3,700	3	E85	288/340

VANS, PASSENGER TYPE

FORD

Transit T150 Wagon 2WD FFV

A-S10, 3.5L, 6cyl	16	15/19	\$3,050	2	Gas	395
	12	11/14	\$3,700	3	E85	296

Transit T150 Wagon 4WD FFV

A-S10, 3.5L, 6cyl	16	14/18	\$3,050	2	Gas	395
	12	11/14	\$3,700	3	E85	296

SPECIAL PURPOSE VEHICLES 2WD

FORD

Transit Connect Van FFV

A-S8, 2.0L, 4cyl	25	24/27	\$1,950	5	Gas	395
	19	18/20	\$2,350	5	E85	300

Transit Connect Wagon LWB FFV

A-S8, 2.0L, 4cyl	26	24/29	\$1,850	5	Gas	411
	19	17/21	\$2,350	6	E85	300

STANDARD SPORT UTILITY VEHICLES 4WD

FORD

Explorer FFV AWD

A-S10, 3.3L, 6cyl	19	16/23	\$2,550	3	Gas	414
	13	11/15	\$3,400	3	E85	283

	Interior Volume (cu.ft.) Passenger / Cargo			
	2dr	4dr	Hatch	Pg
ACURA				
ILX		89/12		15
NSX Hybrid				11
RDX AWD				29
RDX AWD A-SPEC				29
RDX FWD				27
RDX FWD A-SPEC				27
TLX AWD		93/14		15
TLX AWD A-SPEC		93/14		15
TLX FWD		93/14		15
TLX FWD A-SPEC		93/14		15
TLX Type-S		93/13		15
TLX Type-S Perf Tire		93/13		15
ALFA ROMEO				
Giulia		100/12		17
Giulia AWD		100/12		17
Stelvio				27
Stelvio AWD				29
ASTON MARTIN				
DB11 V12		72/9		12
DB11 V8		72/9		12
DBS		72/9		12
DBX V8				33
Vantage Manual				11
Vantage V8				11
AUDI				
A4 allroad quattro		92/24		23
A4 quattro		92/12		15
A4 S line quattro		92/12		15
A5 Cabriolet quattro		83/9		13
A5 quattro		84/11		13
A5 Sportback quattro			91/22	18
A5 Sportback S line quattro			91/22	18
A6 Allroad		101/30		23
A6 quattro		99/14		18
A7 quattro			95/25	18,45
A8 L		111/13		21,45
e-tron				33,41
e-tron Sportback				33,41
Q3 quattro		84/17		29
Q3 S-line quattro		84/17		29
Q5				29,47
Q5 Sportback				29
Q7				33
Q8				33
R8				11
R8 2WD				11
R8 Spyder				11
R8 Spyder 2WD				11
RS 5		84/13		13
RS 5 Sportback			91/22	18
RS 6 Avant		101/30		23
RS 7			95/25	18
RS Q8				33
S4		92/12		15
S5		84/11		13
S5 Cabriolet		83/9		13
S5 Sportback			91/22	18
S6		98/16		18

	Interior Volume (cu.ft.) Passenger / Cargo			
	2dr	4dr	Hatch	Pg
S7			94/25	18
S8		111/13		21
SQ5				29
SQ5 Sportback				29
SQ7				33
SQ8				33
TT Coupe quattro		74/13		13
TT Roadster quattro				11
TT RS		74/13		13
TTS Coupe		74/13		13
BENTLEY				
Bentayga				33,47
Continental GT		87/11		13
Continental GT Convertible		77/6		12
Flying Spur		102/13		18
BMW				
228i Gran Coupe		91/12		15
228i xDrive Gran Coupe		91/12		15
230i Convertible		82/10		13
230i Coupe		90/10		13
230i xDrive Convertible		82/10		13
230i xDrive Coupe		90/10		13
330e		94/9		15,44
330e xDrive		94/9		15,44
330i		94/13		15
330i xDrive		94/13		15
430i Convertible		84/9		13
430i Coupe		86/12		13
430i xDrive Coupe		86/12		13
530e		99/10		15,44
530e xDrive		99/10		15,44
530i		99/14		18
530i xDrive		99/14		18
540i		99/14		18
540i xDrive		99/14		18
740i		114/14		21
740i xDrive		114/14		21
745e xDrive		114/10		21,45
750i xDrive		114/14		21
840i Convertible		81/12		13
840i Coupe		81/15		13
840i Gran Coupe		100/16		18
840i xDrive Convertible		81/12		13
840i xDrive Coupe		81/15		13
840i xDrive Gran Coupe		100/16		18
Alpina B7		114/14		21
Alpina XB7				33
i3		84/15		9,13,40
i3 with Range Extender		84/15		13,44
i3s		84/15		9,13,40
i3s with Range Extender		84/15		13,44
M2 Competition Coupe		86/10		13
M235i xDrive Gran Coupe		91/12		15
M240i Convertible		82/10		13
M240i Coupe		89/10		13

	Interior Volume (cu.ft.) Passenger / Cargo			
	2dr	4dr	Hatch	Pg
M240i xDrive Convertible		82/10		13
M240i xDrive Coupe		89/10		13
M3		95/13		15
M3 Competition		95/13		15
M340i		94/13		15
M340i xDrive		94/13		15
M4 Competition Coupe		87/12		13
M4 Coupe		87/12		14
M440i Convertible		84/9		14
M440i xDrive Coupe		86/12		14
M5		103/14		18
M5 Competition		103/14		18
M550i xDrive		99/14		18
M760i xDrive		114/14		21
M8 Competition Convertible		81/12		14
M8 Competition Gran Coupe		100/16		18
M8 Convertible		81/12		14
M8 Gran Coupe		100/16		18
M850i xDrive Convertible		81/12		14
M850i xDrive Coupe		81/15		14
M850i xDrive Gran Coupe		100/16		18
X1 sDrive28i			101/27	21
X1 xDrive28i			101/27	21
X2 M35i			94/21	18
X2 sDrive28i			94/21	18
X2 xDrive28i			94/21	18
X3 M				29
X3 M Competition				29
X3 M40i				29
X3 sDrive30i				27
X3 xDrive30e				29,47
X3 xDrive30i				29
X4 M				29
X4 M Competition				29
X4 M40i				29
X4 xDrive30i				29
X5 M				33
X5 M Competition				33
X5 M50i				33
X5 sDrive40i				32
X5 xDrive40i				33
X5 xDrive45e				33,47
X6 M				33
X6 M Competition				33
X6 M50i				33
X6 sDrive40i				32
X6 xDrive40i				33
X7 M50i				33
X7 xDrive40i				33
Z4 M40i				11
Z4 sDrive30i				11
BUGATTI				
Chiron				11
Chiron Pur Sport				11

**Interior Volume (cu.ft.)
Passenger / Cargo**

	2dr	4dr	Hatch	Pg
BUICK				
Enclave AWD				34
Enclave FWD				32
Encore AWD				29
Encore FWD				27
Encore GX AWD				29
Encore GX FWD				27
Envision AWD				29
Envision FWD				27

CADILLAC

CT4		90/13		16
CT4 AWD		90/13		16
CT4 V		90/13		16
CT4 V AWD		90/13		16
CT5		99/13		18
CT5 AWD		99/13		18
CT5 V		99/13		18
CT5 V AWD		99/13		18
Escalade 2WD				32,38
Escalade 4WD				34,38
XT4 AWD		101/22		29
XT4 FWD		101/22		27
XT5 AWD				29
XT5 FWD				27
XT5 Hearse AWD				26
XT5 Hearse FWD				26
XT5 Limo AWD				26
XT5 Limo FWD				26
XT6 AWD				29
XT6 FWD				27

CHEVROLET

Blazer AWD				29
Blazer FWD				27
Bolt EV		94/17		9,23,40
Camaro	78/9			14
Colorado 2WD				9,24,38
Colorado 4WD				24,38
Colorado ZR2 4WD				24,38
Corvette				11
Equinox AWD		103/30		29
Equinox FWD		103/30		27
Malibu		100/13		18
Silverado 2WD				9,24,38,49
Silverado 4WD				25,38,49
Silverado 4WD TrailBoss				25
Silverado Cab Chassis 2WD				26
Silverado Cab Chassis 4WD				26
Spark	86/11			9,14
Spark ACTIV	86/11			9,14
Suburban 2WD				32,38
Suburban 4WD				34,38
Tahoe 2WD				32,38
Tahoe 4WD				34,38
Trailblazer AWD				29
Trailblazer FWD				27
Traverse AWD				34
Traverse FWD				32
Trax AWD				29
Trax FWD				27

**Interior Volume (cu.ft.)
Passenger / Cargo**

	2dr	4dr	Hatch	Pg
CHRYSLER				
300		106/16		21
300 AWD		106/16		21
Pacifica				27
Pacifica AWD				27
Pacifica Hybrid				9,27,46
Voyager				27

DODGE

Challenger	94/16			18
Challenger AWD	94/16			18
Challenger SRT	94/16			18
Challenger SRT Widebody	94/16			18
Charger		105/16		21
Charger AWD		105/16		21
Charger SRT Widebody		105/17		21
Charger Widebody		105/17		21
Durango AWD				34
Durango RWD				32
Durango SRT AWD				34

FERRARI

812 GTS				11
812 Superfast				11
F8 Spider				11
F8 Tributo				11
Portofino	75/5			12
Portofino M	75/5			12
Roma	80/7			14
SF90 Stradale Coupe				11,44

FIAT

500X AWD				29
----------	--	--	--	----

FORD

Bronco 4WD				29
Bronco Badlands 4WD				29
Bronco Black Diamond 4WD				30
Bronco Sasquatch 4WD				30
Bronco Sport 4WD				30
EcoSport AWD				30
EcoSport FWD				27
Edge AWD				30
Edge FWD				27
Escape AWD				30
Escape AWD HEV				30
Escape FWD				27
Escape FWD HEV				27
Escape FWD PHEV				27,46
Expedition 2WD				32
Expedition 4WD				34
Expedition MAX 2WD				32
Expedition MAX 4WD				34
Explorer AWD				34
Explorer FFV AWD				34,49
Explorer HEV AWD				34
Explorer HEV RWD				32
Explorer RWD				32
Explorer Timberline AWD				34
F150 Pickup 2WD				24

**Interior Volume (cu.ft.)
Passenger / Cargo**

	2dr	4dr	Hatch	Pg
F150 Pickup 2WD FFV				24,49
F150 Pickup 2WD HEV				24
F150 Pickup 4WD				25,38
F150 Pickup 4WD FFV				25,49
F150 Pickup 4WD HEV				25
F150 Pickup Tremor 4WD				25
F150 RAPTOR 37 4WD				25
F150 RAPTOR 4WD				25
GT	43/0			11
Mustang	83/13			14
Mustang Convertible	80/11			14
Mustang HO				
Convertible	85/12			14
Mustang HO Coupe	85/12			14
Mustang Mach 1	83/14			14
Mustang Mach-E AWD		101/24		23,41
Mustang Mach-E AWD Extended		101/24		23,41
Mustang Mach-E GT		101/24		23,41
Mustang Mach-E GT Performance		101/24		23,41
Mustang Mach-E RWD		101/24		23,41
Mustang Mach-E RWD California Route 1		101/24		23,41
Mustang Mach-E RWD Extended		101/24		23,41
Ranger 2WD				24
Ranger 2WD Incomplete				26
Ranger 4WD				25
Ranger Tremor 4WD				25
Shelby GT500				
Mustang	85/12			14
Transit Connect USPS				26
Transit Connect Van FFV				26,49
Transit Connect Van FWD				26
Transit Connect Wagon LWB FFV				26,49
Transit Connect Wagon LWB FWD				26
Transit T150 Wagon 2WD FFV				26,49
Transit T150 Wagon 4WD FFV				26,49

GENESIS

G70 AWD		94/10		16
G70 RWD		94/10		16
G80 AWD		107/15		21
G80 RWD		107/15		21
G90 AWD		113/15		21
G90 RWD		113/15		21
GV80 AWD				34
GV80 RWD				27

GMC

Acadia AWD				34
Acadia FWD				33
Canyon 2WD				9,24,38
Canyon 4WD				24,38
Sierra 2WD				24,38,49
Sierra 4WD				25,38,49
Sierra 4WD AT4				25,38
Sierra Cab Chassis 2WD				26
Sierra Cab Chassis 4WD				26
Terrain AWD		90/13		30
Terrain FWD		90/13		27
Yukon 2WD				33,38

**Interior Volume (cu.ft.)
Passenger / Cargo**

	2dr	4dr	Hatch	Pg
Yukon 4WD				34,38
Yukon XL 2WD				33,38
Yukon XL 4WD				34,38

HONDA

Accord	106/17			21
Accord Hybrid	106/17			21
Accord Hybrid Sport/Touring	106/17			21
Accord Sport/Touring	106/17			21
Civic 4Dr	98/15			18
Civic 5Dr			97/26	21
Clarity FCV	102/16			9,18,42
Clarity Fuel Cell				
Clarity Plug-in Hybrid	102/16			18,45
CR-V AWD				30
CR-V FWD				27
CR-V Hybrid AWD				30
HR-V AWD	100/23			23
HR-V FWD	100/24			23
Insight	98/15			18
Insight Touring	95/15			16
Odyssey				27
Passport AWD				30
Passport FWD				27
Pilot AWD				30
Pilot FWD				27
Ridgeline AWD				25

HYUNDAI

Accent	90/14	91/22		16
Elantra	99/14			19
Elantra Hybrid	99/14			19
Elantra Hybrid Blue	99/14			19
Ioniq		96/27		21
Ioniq Blue		96/27		9,21
Ioniq Electric	96/23			19,40
Ioniq Plug-in Hybrid		96/23		19,45
Kona AWD				30
Kona Electric				28,41
Kona FWD				28
Nexo				28,42
Nexo Blue				9,28,42
Palisade AWD				34
Palisade FWD				33
Santa Fe AWD				30
Santa Fe FWD				28
Santa Fe Hybrid				30
Santa Fe Hybrid Blue				30
Sonata	105/16			22
Sonata Hybrid	105/16			22
Sonata Hybrid Blue	105/16			22
Tucson AWD				30
Tucson FWD				28
Veloster	90/20			16
Veloster N	90/20			16
Venue	92/19			19

INFINITI

Q50	100/14			19
Q50 AWD	100/14			19
Q50 Red Sport	100/14			19
Q50 Red Sport AWD	100/14			19
Q60	85/9			14

**Interior Volume (cu.ft.)
Passenger / Cargo**

	2dr	4dr	Hatch	Pg
Q60 AWD	85/9			14
Q60 Red Sport	85/9			14
Q60 Red Sport AWD	85/9			14
QX50				28
QX50 AWD				30
QX80 2WD				33
QX80 4WD				34

JAGUAR

E-Pace				30
E-Pace MHEV				30
F-Pace				30
F-Pace P340 MHEV				30
F-Pace P400 MHEV				30
F-Pace SVR				30
F-Type Convertible				11
F-Type Coupe				11
F-Type R AWD Convertible				11
F-Type R AWD Coupe				11
F-Type S AWD Convertible				11
F-Type S AWD Coupe				11
F-Type S Convertible				11
F-Type S Coupe				11
I-Pace EV400				30,41
XE P250		91/10		16
XE P250 AWD		91/10		16
XE P300 AWD		91/10		16
XF P250		97/14		19
XF P250 AWD		97/14		19
XF P300 AWD		97/14		19

JEEP

Cherokee 4WD				30
Cherokee 4WD Active Drive II				30
Cherokee FWD				28
Cherokee Trailhawk 4WD				30
Compass 4WD				30
Compass FWD				28
Gladiator 4WD				25
Gladiator EcoDiesel 4WD				25,38
Gladiator Rubicon EcoDiesel 4WD				25,38
Grand Cherokee 2WD				33
Grand Cherokee 4WD				34
Grand Cherokee L 2WD				33
Grand Cherokee L 4WD				34
Grand Cherokee SRT 4WD				34
Grand Cherokee Trackhawk 4WD				34
Renegade 2WD				28
Renegade 4WD				30
Renegade Trailhawk 4WD				30
Wrangler 2dr 4WD				30
Wrangler 4dr 4WD				30
Wrangler 4dr 4xe				30,47
Wrangler 4dr EcoDiesel 4WD				30,38
Wrangler Rubic 4dr EcoDiesel 4WD				30,38

KANDI

K27	101/8			9,16,40
-----	-------	--	--	---------

KARMA

GS-6 (21-inch wheels)	87/5			14,44
GS-6 (22-inch wheels)	87/5			14,44

**Interior Volume (cu.ft.)
Passenger / Cargo**

	2dr	4dr	Hatch	Pg
--	-----	-----	-------	----

KIA

Forte	96/15			19
Forte FE	96/15			19
K5	105/16			22
K5 AWD	105/16			22
Niro	101/22			23
Niro Electric	97/22			23,41
Niro FE	101/22			9,23
Niro Plug-in Hybrid	101/19			23,46
Niro Touring	101/22			23
Rio	90/14	91/17		16
Sedona				27
Seltos AWD				30
Seltos FWD				28
Sorento AWD				31
Sorento FWD				28
Sorento Hybrid				28
Soul	101/24			23
Soul Eco dynamics	101/24			23
Sportage AWD				31
Sportage FWD				28
Stinger AWD	95/23			19
Stinger RWD	95/23			19
Telluride AWD	157/21			31
Telluride FWD	157/21			28

LAMBORGHINI

Aventador Coupe				11
Aventador Roadster				11
Aventador Sian Coupe				11
Aventador Sian Roadster				11
Huracan				11
Huracan 2WD				11
Huracan Spyder				11
Huracan Spyder 2WD				11
Urus				34

LAND ROVER

Defender 110				34
Defender 110 MHEV				34
Defender 90				34
Defender 90 MHEV				34
Discovery				34
Discovery MHEV				34
Discovery Sport				31
Evoque				31
Range Rover				35,38
Range Rover LWB				35
Range Rover LWB SVA				35
Range Rover MHEV				35
Range Rover PHEV				35,47
Range Rover Sport				35,38
Range Rover Sport MHEV				35
Range Rover Sport PHEV				35,48
Range Rover Sport SVR				35
Range Rover SVA				35
Range Rover Velar				31
Range Rover Velar P340 MHEV				31
Range Rover Velar P400 MHEV				31

LEXUS

ES 250 AWD	97/13			19
------------	-------	--	--	----

	Interior Volume (cu.ft.) Passenger / Cargo			
	2dr	4dr	Hatch	Pg
ES 300h		97/14		19
ES 350		100/13		19
ES 350 F Sport		98/13		19
GX 460				35
IS 300		90/11		16
IS 300 AWD		90/11		16
IS 350		90/11		16
IS 350 AWD		90/11		16
LC 500	86/5			14
LC 500 Convertible	75/3			12
LC 500h	86/5			14
LS 500		99/13		19
LS 500 AWD		99/13		19
LS 500h		99/12		19
LS 500h AWD		99/12		19
LX 570				35
NX 300				28
NX 300 AWD				31
NX 300 AWD F Sport				31
NX 300h AWD				31
RC 300	84/10			14
RC 300 AWD	84/10			14
RC 350	84/10			14
RC 350 AWD	84/10			14
RC F	79/10			14
RX 350				28
RX 350 AWD				31
RX 350 L				28
RX 350 L AWD				31
RX 450h AWD				35
RX 450h L AWD				35
UX 200			90/22	19
UX 250h			90/17	16
UX 250h AWD			90/17	16

LINCOLN

Aviator AWD				35
Aviator PHEV AWD				35,48
Aviator RWD				33
Corsair AWD				31
Corsair AWD PHEV				31,47
Corsair FWD				28
Nautilus AWD				31
Nautilus FWD				28
Navigator 2WD				33
Navigator 4WD				35
Navigator L 2WD				33

LOTUS

Evora GT	48/6	48/6		12
----------	------	------	--	----

MASERATI

Ghibli	108/10			19
Ghibli S	108/10			19
Ghibli SQ4	108/10			19
Ghibli Trofeo	108/10			19
Levante				35
Levante GTS				35
Levante S				35
Levante Trofeo				35
Quattroporte S	114/19			22
Quattroporte SQ4	114/19			22
Quattroporte Trofeo	114/19			22

Interior Volume (cu.ft.) Passenger / Cargo

	2dr	4dr	Hatch	Pg
	MAZDA			
2			87/16	16
3 4-Door 2WD		93/13		16
3 4-Door 4WD		93/13		16
3 5-Door 2WD			93/20	19
3 5-Door 4WD			93/20	19
6		100/15		19
CX-3 2WD			88/16	16
CX-3 4WD			88/16	16
CX-30 2WD				28
CX-30 4WD				31
CX-5 2WD				28
CX-5 4WD				31
CX-9 2WD				28
CX-9 4WD				31
MX-5				9,11

MCLAREN AUTOMOTIVE

720S Coupe				11
720S Coupe LM				11
720S Spider				11
765LT Coupe				12
Elva				12
GT				12

MERCEDES-BENZ

A220		91/9		14
A220 4matic		91/9		14
AMG A35 4matic		91/9		14
AMG C43 4matic		90/13		16
AMG C43 4matic Convertible	81/9			14
AMG C43 4matic Coupe	79/10			14
AMG C63		92/13		16
AMG C63 Convertible	81/9			14
AMG C63 Coupe	79/11			14
AMG C63 S		92/13		16
AMG C63 S Convertible	81/9			14
AMG C63 S Coupe	79/11			14
AMG CLA35 4matic		89/12		16
AMG CLA45 4matic	89/12			16
AMG CLS53 4matic Plus		93/12		16
AMG E53 4matic Plus		97/13		19
AMG E53 4matic Plus Convertible	87/9			15
AMG E53 4matic Plus Coupe	89/10			15
AMG E63 S 4matic Plus		98/13		19
AMG E63 S 4matic Plus (SW)		98/35		23
AMG G63				35
AMG GLA35 4matic		99/9		23
AMG GLA45 4matic		102/12		23
AMG GLB35 4matic		125/12		23
AMG GLC43 4matic				31
AMG GLC43 4matic Coupe				31
AMG GLC63 4matic Plus				31
AMG GLC63 4matic Plus Coupe				31
AMG GLC63 S 4matic Plus Coupe				31
AMG GLE53 4matic Plus				35
AMG GLE53 4matic Plus Coupe				35

Interior Volume (cu.ft.) Passenger / Cargo

	2dr	4dr	Hatch	Pg
	AMG GLE63 S 4matic Plus			
AMG GLE63 S 4matic Plus Coupe				35
AMG GLS63 4matic Plus				35
AMG GT 43 4matic Plus		96/13		16
AMG GT 53 4matic Plus		96/13		16
AMG GT 63 4matic Plus		96/13		16
AMG GT 63 S 4matic Plus		96/13		16
AMG GT Black Series				12
AMG GT C Coupe				12
AMG GT C Roadster				12
AMG GT Coupe				12
AMG GT R Coupe				12
AMG GT Roadster				12
AMG S63 4matic Plus Convertible	88/7			15
AMG S63 4matic Plus Coupe	90/10			17
C300		90/13		17
C300 4matic		90/13		17
C300 4matic Convertible	81/9			15
C300 4matic Coupe	79/10			15
C300 Convertible	81/9			15
C300 Coupe	79/10			15
CLA250		89/12		17
CLA250 4matic		89/12		17
CLS450		93/12		17
CLS450 4matic		93/12		17
E350		98/13		19
E350 4matic		98/13		19
E450 4matic		98/13		19
E450 4matic All-Terrain (wagon)		98/35		23
E450 4matic Convertible	87/9			15
E450 4matic Coupe	89/10			15
E450 Convertible	87/9			15
E450 Coupe	89/10			15
G550				35
GLA250				26
GLA250 4matic				31
GLB250				26
GLB250 4matic				31
GLC300				28
GLC300 4matic				31
GLC300 4matic Coupe				31
GLE350				31
GLE350 4matic				31
GLE450 4matic				35
GLE580 4matic				35
GLS450 4matic				35
GLS580 4matic				35
GLS600 4matic Maybach				35
Metris (Cargo Van)				26
Metris (Cargo Van, LWB)				26
Metris (Passenger Van)				26
S500 4matic		112/13		22
S560 4matic Coupe	90/10			17
S560 Convertible	88/7			15
S580 4matic		107/14		22
S580 4matic Maybach		118/13		22

	Interior Volume (cu.ft.) Passenger / Cargo			
	2dr	4dr	Hatch	Pg
MINI				
Cooper Convertible	76/5			9,12
Cooper Countryman			97/18	19
Cooper Countryman All4			97/18	20
Cooper Hardtop 2 door			80/9	15
Cooper Hardtop 4 door			84/9	15
Cooper S Clubman			92/18	20
Cooper S Clubman All4			92/18	20
Cooper S Convertible	76/5			12
Cooper S Countryman			97/18	20
Cooper S Countryman All4			97/18	20
Cooper S Hardtop 2 door			80/9	15
Cooper S Hardtop 4 door			84/9	15
Cooper SE Countryman All4			95/17	20,45
Cooper SE Hardtop 2 door			80/9	15,40
JCW Countryman All4			97/18	20
John Cooper Works Clubman All4			92/18	20
John Cooper Works Convertible	76/5			12
John Cooper Works GP			80/9	15
John Cooper Works Hardtop			80/9	15

MITSUBISHI				
Mirage	86/17	86/17		17
Mirage G4	89/12			17
Outlander PHEV				31,47
Outlander Sport 2WD				28
Outlander Sport 4WD				31

NISSAN				
370Z				12
Altima	101/15			20
Altima AWD	101/15			20
Altima AWD SR/Platinum	101/15			20
Altima SR	101/15			20
Altima SR/Platinum	101/15			20
Altima SV/SL	101/15			20
Armada 2WD				33
Armada 4WD				35
Frontier 2WD				24
Frontier 4WD				25
GT-R	79/9			15
Kicks		93/25		20
Leaf (40 kW-hr battery pack)		92/24		20,40
Leaf (62 kW-hr battery pack)		92/24		20,40
Leaf SV/SL (62 kW-hr battery pack)		92/24		20,40
Maxima	98/14			20
Murano AWD	108/28			23
Murano FWD	108/28			24
NV200 Cargo Van				26
Rogue AWD				31
Rogue AWD SV/SL/Platinum				31
Rogue AWD SL/Platinum				31
Rogue FWD				28
Rogue FWD SV/SL/Platinum				28
Rogue FWD SL/Platinum				28
Rogue Sport	96/23			23
Rogue Sport AWD	96/23			23
Sentra	96/14			20
Sentra SR	96/14			20
Titan 2WD				24
Titan 4WD				26

	Interior Volume (cu.ft.) Passenger / Cargo			
	2dr	4dr	Hatch	Pg
Titan 4WD PRO-4X				26
Versa		90/15		17

POLESTAR				
1	72/4			9,12,44
2			89/26	20,40

PORSCHE				
718 Boxster				12
718 Boxster GTS				12
718 Boxster S				12
718 Boxster T				12
718 Cayman				12
718 Cayman GT4				12
718 Cayman GTS				12
718 Cayman S				12
718 Cayman T				12
718 Spyder				12
911 Carrera	70/5			12
911 Carrera 4	70/5			13
911 Carrera 4 Cabriolet	68/5			13
911 Carrera 4S	70/5			13
911 Carrera 4S Cabriolet	68/5			13
911 Carrera Cabriolet	68/5			13
911 Carrera S	70/5			13
911 Carrera S Cabriolet	68/5			13
911 Targa 4	70/5			13
911 Targa 4S	70/5			13
911 Turbo	70/5			13
911 Turbo Cabriolet	68/5			13
911 Turbo S	70/5			13
911 Turbo S Cabriolet	68/5			13
Cayenne				35
Cayenne Coupe				35
Cayenne e-Hybrid				35,48
Cayenne e-Hybrid Coupe				35,48
Cayenne GTS				35
Cayenne GTS Coupe				35
Cayenne S				35
Cayenne S Coupe				35
Cayenne Turbo				35
Cayenne Turbo Coupe				35
Cayenne Turbo S e-Hybrid				35,48
Cayenne Turbo S e-Hybrid Coupe				35,48
Macan				31
Macan GTS				31
Macan S				31
Macan Turbo				31
Panamera		98/27		22
Panamera 4		98/27		22
Panamera 4 e-Hybrid		98/27		22,45
Panamera 4 e-Hybrid Executive		101/27		22,45
Panamera 4 e-Hybrid ST		99/25		22,45
Panamera 4 Executive		101/27		22
Panamera 4 ST		99/25		22
Panamera 4S		98/27		22
Panamera 4S e-Hybrid		98/27		22,45
Panamera 4S e-Hybrid Executive		98/27		22,46
Panamera 4S e-Hybrid ST		98/27		22,46
Panamera 4S Executive		101/27		22
Panamera 4S ST		99/25		22
Panamera GTS		98/27		22

	Interior Volume (cu.ft.) Passenger / Cargo			
	2dr	4dr	Hatch	Pg
Panamera GTS ST		99/25		22
Panamera Turbo S			98/27	22
Panamera Turbo S e-Hybrid			98/27	22,46
Panamera Turbo S e-Hybrid Executive			98/27	22,46
Panamera Turbo S e-Hybrid ST			98/27	22,46
Panamera Turbo S Executive			101/27	22
Panamera Turbo S ST		99/25		22
Taycan 4 Cross Turismo		90/24		20,40
Taycan 4S Cross Turismo		91/24		20,40
Taycan 4S Perf Battery		108/16		22,40
Taycan 4S Perf Battery Plus		108/16		22,40
Taycan Perf Battery		88/12		17,40
Taycan Perf Battery Plus		89/12		17,40
Taycan Turbo		108/16		22,40
Taycan Turbo Cross Turismo		92/24		20,40
Taycan Turbo S		108/16		22,40
Taycan Turbo S Cross Turismo		93/24		20,40

RAM				
1500 2WD				25,38
1500 4WD				26,38
1500 Classic 2WD				25
1500 Classic 4WD				26
1500 HFE 2WD				25,38
1500 TRX 4WD				26
Promaster City				26

ROLLS-ROYCE				
Cullinan		113/21		24
Cullinan Black Badge		113/21		24
Dawn	100/9			17
Dawn Black Badge	100/9			17
Ghost		111/13		22
Ghost EWB		120/13		22
Phantom		116/15		22
Phantom EWB		127/15		22
Wraith	99/13			20
Wraith Black Badge	99/13			20

ROUSH PERFORMANCE				
Mustang	82/12			15

SUBARU				
Ascent				36
Ascent Limited/Touring				36
Crosstrek AWD				32
Crosstrek Hybrid AWD				32,47
Forester AWD				32
Impreza 4-Door		100/12		20
Impreza 5-Door		101/21		23
Impreza Sport 4-Door		100/12		20
Impreza Sport 5-Door		101/21		23
Legacy AWD		106/15		22
Outback AWD				32
WRX		97/12		17

TESLA				
Model 3 Long Range AWD	97/15			20,40
Model 3 Performance AWD	97/15			20,40
Model 3 RWD Standard Range	97/15			40
Model 3 Standard Range Plus RWD	97/15			9,20,40
Model S Long Range		94/26		9,22,40

**Interior Volume (cu.ft.)
Passenger / Cargo**

	2dr	4dr	Hatch	Pg
Model S Performance (19in Wheels)			94/26	22,40
Model S Performance (21in Wheels)			94/26	22,40
Model S Plaid (21inch wheels)			94/26	23,40
Model X Long Range Plus				9,36,41
Model X Performance (20in Wheels)				36,41
Model X Performance (22in Wheels)				36,41
Model Y Long Range AWD				32,41
Model Y Performance AWD				32,41
Model Y RWD Long Range			106/24	41
Model Y Standard Range RWD				9,28,41

TOYOTA

4Runner 2WD				33
4Runner 4WD				36
Avalon			103/16	20
Avalon AWD			103/16	20
Avalon Hybrid			103/16	20
Avalon Hybrid XLE			103/16	20
Avalon TRD			103/16	20
Avalon XLE			103/16	20
C-HR			86/19	17
Camry			100/14	20
Camry AWD LE/SE			100/15	20
Camry AWD XLE/XSE			100/15	20
Camry Hybrid LE		100/15		20
Camry Hybrid SE		100/15		20
Camry Hybrid SE/XLE/XSE		100/15		20
Camry Hybrid XLE		100/15		20
Camry Hybrid XSE		100/15		20
Camry LE/SE		100/14		20
Camry TRD		100/14		21
Camry XLE/XSE		100/14		21
Camry XSE		100/14		21
Corolla		89/13		17
Corolla APEX		89/13		17
Corolla Hatchback			85/18	17
Corolla Hatchback XSE			85/18	17
Corolla Hybrid		89/13		17
Corolla XLE		89/13		17

**Interior Volume (cu.ft.)
Passenger / Cargo**

	2dr	4dr	Hatch	Pg
Corolla XSE		89/13		17
GR Supra				12
Highlander				28
Highlander AWD				32
Highlander Hybrid				28
Highlander Hybrid AWD				9,36
Highlander Hybrid AWD LTD/PLAT				9,36
Land Cruiser Wagon 4WD				36
Mirai Limited		93/10		17,42
Mirai XLE		93/10		9,17,42
Prius			91/27	21
Prius AWD			91/27	21
Prius Eco			91/27	21
Prius Prime			91/20	21,45
RAV4				28
RAV4 AWD				32
RAV4 AWD LE				32
RAV4 AWD TRD OFFROAD				32
RAV4 Hybrid AWD				32
RAV4 Prime 4WD				32,47
Sequoia 2WD				33
Sequoia 4WD				36
Sienna				
Sienna AWD				
Sienna Hybrid 2WD				9,27
Sienna Hybrid AWD				27
Tacoma 2WD				24
Tacoma 4WD				24
Tacoma 4WD D-CAB MT TRD-ORP/PRO				24
Tundra 2WD				25
Tundra 4WD				26
Venza AWD				32

VOLKSWAGEN

Arteon		96/27		23
Arteon 4motion		96/27		23
Atlas				28
Atlas 4motion				32,36
Atlas Cross Sport				29

**Interior Volume (cu.ft.)
Passenger / Cargo**

	2dr	4dr	Hatch	Pg
Atlas Cross Sport 4motion				32
Golf			93/16	17
GTI			93/16	17
ID.4 1st				29,41
ID.4 AWD Pro				32,41
ID.4 AWD Pro S				32,41
ID.4 Pro				29,41
ID.4 Pro S				29,41
Jetta		94/16		17
Jetta GLI		94/16		17
Passat			102/16	21
Tiguan				29
Tiguan 4motion				32

VOLVO

S60 AWD		93/12		17
S60 AWD PHEV		93/12		17,44
S60 FWD		93/12		17
S90 AWD		102/14		21
S90 AWD PHEV		102/14		21,45
V60 AWD PHEV		94/29		23,46
V60 CC AWD		94/29		23
V60 FWD		94/29		23
V90 AWD		98/34		24
V90 CC AWD		98/34		24
V90 FWD		98/34		9,24
XC40 AWD		98/25		32
XC40 AWD BEV		98/25		32,41
XC40 FWD		98/25		29
XC60 AWD		103/30		32
XC60 AWD PHEV		103/30		32,47
XC60 FWD		103/30		29
XC90 AWD		104/47		36
XC90 AWD PHEV		104/47		36,48
XC90 FWD		104/47		33

NOTES

NOTES



Fuel economy for city, highway, and combined city/highway driving (55% city and 45% highway) in miles per gallon

Combined city/highway fuel economy range for vehicles in same EPA vehicle class and fuel economy for most efficient vehicle overall for model year

Technology and fuel type, such as gasoline, diesel, flexible fuel (gasoline-ethanol [E85]), plug-in hybrid (electricity-gasoline), and electric vehicle

Fuel consumption in gallons per 100 miles in combined city/highway driving

EPA DOT Fuel Economy and Environment Gasoline Vehicle

Fuel Economy

35 MPG Midsized cars range from 14 to 141 MPGe. The best vehicle rates 141 MPGe.

32 city 40 highway

2.9 gallons per 100 miles

You save \$1,750 in fuel costs over 5 years compared to the average new vehicle.

Annual fuel cost \$1,150

Fuel Economy & Greenhouse Gas Rating (tailpipe only) **Smog Rating** (tailpipe only)

1 **7** 10 Best 1 **5** 10 Best

This vehicle emits 263 grams CO₂ per mile. The best emits 0 grams per mile (tailpipe only). Producing and distributing fuel also create emissions. Learn more at fueleconomy.gov.

Actual results will vary for many reasons, including driving conditions and how you drive and maintain your vehicle. The average new vehicle gets 27 MPG and costs \$7,500 to fuel over 5 years. Cost estimates are based on 15,000 miles per year at \$2.70 per gallon. MPGe is miles per gasoline gallon equivalent. Vehicle emissions are a significant cause of climate change and smog.

fueleconomy.gov
Calculate personalized estimates and compare vehicles

Smartphone QR Code SAMPLE

Fuel cost savings or extra expenditure compared to an "average" new vehicle of the same model year (27 mpg for model year 2021)

Annual fuel cost based on 15,000 miles per year and an average fuel price

Compares tailpipe emissions of smog-producing pollutants to those of other vehicles of the same model year on a scale of 1 (worst) to 10 (best)

Annual mileage, fuel cost, and other assumptions used to calculate estimates on the sticker

Compares fuel economy and tailpipe greenhouse gas emissions to those of other vehicles of the same model year on a scale of 1 (worst) to 10 (best). Upstream emissions estimates are available at fueleconomy.gov.

QR Code. Scan the code with your smart phone to link to official information on fueleconomy.gov (requires scanner app).

