



# STATISTICAL REPORT

## ON INTERNATIONAL ASSISTANCE



Global Affairs Canada  
125 Sussex Drive  
Ottawa ON K1A 0G2  
Canada

Telephone:  
1-800-267-8376 (toll-free in Canada)  
613-944-4000 (in the National Capital Region and outside Canada)

If you are deaf or hard of hearing, or if you have a speech impediment and use a text telephone, you can access the TTY service from 9 a.m. to 5 p.m. Eastern Time by calling 613-944-9136 (in Canada only).

Fax:  
613-996-9709

Website: [www.international.gc.ca](http://www.international.gc.ca)  
Email: [info@international.gc.ca](mailto:info@international.gc.ca)

© Her Majesty the Queen in Right of Canada, 2020

Cette publication est aussi disponible en français sous le titre  
*Rapport statistique sur l'aide internationale – Exercice 2018-2019.*

# CONTENTS

## 1. INTRODUCTION

Our Statistics . . . . .	2
Scope of international assistance statistics . . . . .	3
Canadian international assistance by department or source . . . . .	4
Canada uses a whole-of-government approach to deliver effective results through international assistance . . . . .	5
Geographic distribution of Canada's international assistance . . . . .	6
Responding quickly and effectively to international humanitarian crises . . . . .	8
Total official support for sustainable development: A new statistical measure for the Sustainable Development Goals era . . . . .	9
Spotlight on development data: The impact of humanitarian crises . . . . .	10

## 2. STATISTICAL TABLES

### Section A: Canadian International Assistance

A International Assistance by Government Source and Channel . . . . .	11
--	----

### Section B: Canadian International Assistance

#### by Sector Category . . . . . 12

B1 International Assistance by Sector . . . . .	13
B2 Humanitarian Assistance by Country, Organization . . . . .	18

### Section C: Canadian International Assistance

#### by Recipient Organization

C1 Summary of Global Affairs Canada International Assistance by Type of Organization . . . . .	20
C2 International Assistance by Multilateral Organization . . . . .	21

### Section D: Canadian International Assistance by Recipient

D1 International Assistance by Channel and Continent . . . . .	24
D1.1 Total International Assistance by Recipient and Type of Aid . . . . .	26
D2 Bilateral International Assistance . . . . .	30
D3 Multilateral International Assistance . . . . .	34

## 3. APPENDICES

Appendix 1 – Reflows from repayable contributions and loans . . . . .	36
Appendix 2 – Other bilateral official flows by recipient . . . . .	37
Appendix 3 – Acronyms . . . . .	39
Appendix 4 – Glossary . . . . .	40

# STATISTICAL REPORT ON INTERNATIONAL ASSISTANCE 2018–2019

## ABOUT THIS REPORT

In accordance with the [Official Development Assistance Accountability Act](#) (ODAAA or the act), the Minister of International Development is required to issue the following key reports on behalf of the Government of Canada within one year after the end of each fiscal year:

- *Report to Parliament on the Government of Canada's International Assistance*, which is tabled in Parliament
- *Statistical Report on International Assistance*

The *Statistical Report on International Assistance* is produced on an annual basis to further enhance the efficiency and accountability of Canada's international assistance. This report covers the reporting period from April 1, 2018, to March 31, 2019 (fiscal year 2018 to 2019). It is complementary to the *Report to Parliament on the Government of Canada's International Assistance 2018 to 2019*.

As 1 of the 2 annual reports legislated by the act, this report provides a single source for international assistance expenditure statistics, including official development assistance (ODA) and other official assistance, for Canada as a whole.

## UNDERSTANDING THIS REPORT

This report is presented on an expenditures basis and uses international standards that facilitate historical comparison of Canada's ODA as well as comparison with reports from other international assistance donors.

Expenditures are counted when the payment is recorded in the accounting systems, with the understanding that organizations receiving Canadian funding would use it over the length of the project.

Repayments of loans previously extended to developing countries are shown for information purposes (see Appendix 1).

Certain costs (e.g. refugee resettlement costs) are calculated based on agreed-upon international standards. Such standards are regularly revised in forums such as the Development Assistance Committee of the Organisation for Economic Co-operation and Development (OECD-DAC).

## TRANSPARENCY AND ACCOUNTABILITY

The Government of Canada is committed to ensuring that information on its international assistance funding is open and transparent.

Reports prepared in accordance with the ODAAA are available at [Official Development Assistance Accountability Act](#). To further enhance the efficiency and accountability of Canada's international assistance, Global Affairs Canada also provides links to Canadian international development statistical data on the [Open Government Portal](#).

In addition, Global Affairs Canada provides detailed information on its international assistance projects on [Project Browser](#). This information is also published daily in accordance with the standard of the International Aid Transparency Initiative (IATI), of which Canada is a member.

Finance Canada and the International Development Research Centre also publish data in accordance with the IATI standard.

# SCOPE OF INTERNATIONAL ASSISTANCE STATISTICS

**International assistance (IA)** includes all financial resources provided by Canadian governments (federal, provincial or municipal) toward development assistance.

**The International Assistance Envelope (IAE)** is the Government of Canada's dedicated pool of resources and main budget planning tool to support federal international assistance objectives.

In 2018 to 2019, the IAE funded 88% of Canada's international assistance. The envelope is used to fund the majority of Canada's ODAAA-related activities and other specific activities that do not meet the definition of ODA, such as certain peace and security efforts.

## CANADA'S INTERNATIONAL ASSISTANCE



**Official Development Assistance (ODA)** represents the vast majority of Canada's international assistance. Canada accepts 2 definitions of ODA:

**1. ODA, as defined by the Development Assistance Committee of the Organisation for Economic Co-operation and Development.** This definition is used to compare ODA among donors. [The OECD-DAC definition](#) has been updated for data starting in 2018, and the new definition applies to this report onward. It defines ODA as flows to countries and territories on the DAC List of ODA recipients and to multilateral institutions. Funding must meet the following criteria:

- i. be provided by official agencies, including state and local governments, or by their executive agencies
- ii. each transaction of which:
  - a. is administered with the promotion of the economic development and welfare of developing countries as its main objective
  - b. is concessional in character.

**2. ODA, as defined by Canada's ODAAA,** is used in Government of Canada publications.

**Canada's ODAAA** spending is compatible with the OECD-DAC definition above, but in addition must meet the 3 criteria set out in subsection 4.1 of the act: a) contribute to poverty reduction, b) take into account the perspectives of the poor, and c) be consistent with international human rights standards. International assistance to alleviate the effects of a disaster or other emergencies occurring in an ODA-eligible country is also counted as ODA under the act.

Given that ODAAA applies to federal spending only, it excludes international assistance provided by provinces, territories and municipalities.

\*Note that some non-ODA military and security assistance spending is not funded by the IAE and is therefore not covered in this report.

# CANADA'S INTERNATIONAL ASSISTANCE BY DEPARTMENT OR SOURCE

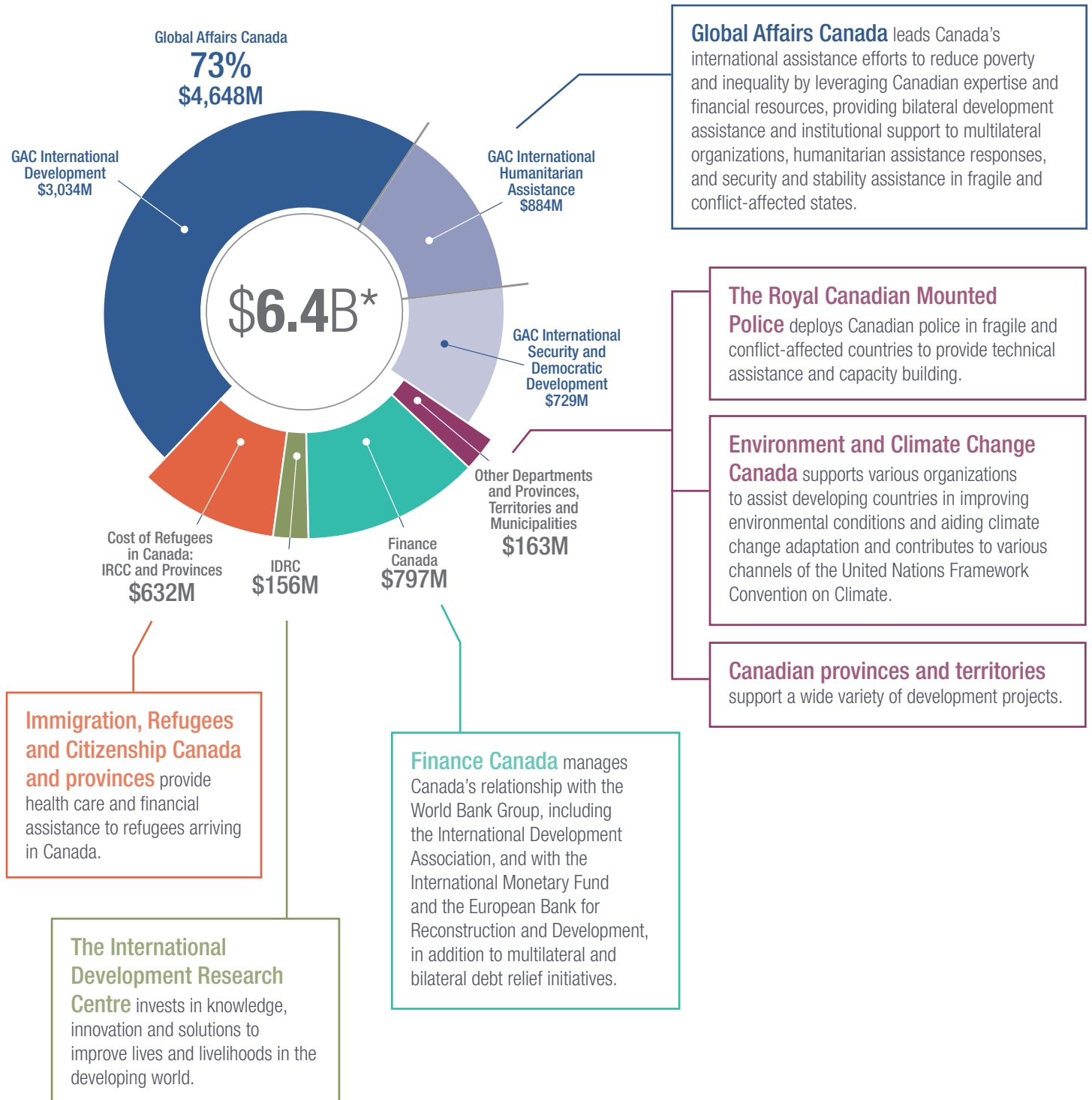
## 2018–2019 DISBURSEMENTS IN CAN\$ MILLIONS ON A GROSS BASIS

DEPARTMENT/SOURCE	INTERNATION- AL ASSIS- TANCE	OF WHICH		
		PROGRAMS FUNDED BY THE IAE	ODA: ODA (STATISTICAL REPORT)*	ODA: OECD- DAC**
<b>DEPARTMENTS REPORTING UNDER THE ODA</b>				
Global Affairs Canada	4,647.51	4,619.67	4,479.68	4,479.68
Department of Finance Canada	796.65	796.65	788.63	788.63
Immigration, Refugees and Citizenship Canada **	389.79	-	389.79	389.79
International Development Research Centre	156.01	156.01	156.01	156.01
Environment and Climate Change Canada	19.81	13.49	19.57	19.57
Royal Canadian Mounted Police	15.13	15.13	15.13	15.13
Canada Revenue Agency	5.26	1.74	5.26	5.26
Department of National Defence	4.75	-	4.75	4.75
Innovation, Science and Economic Development Canada	0.99	-	0.99	0.99
Employment and Social Development Canada	0.94	-	0.94	0.94
Parks Canada	0.92	-	0.92	0.92
Public Health Agency of Canada	0.78	-	0.78	0.78
Canada Post	0.39	-	0.39	0.39
Canadian Food Inspection Agency	0.31	-	0.31	0.31
Statistics Canada	0.27	-	0.27	0.27
Canadian Space Agency	0.20	-	0.20	0.20
Canadian Intellectual Property Office	0.05	-	0.05	0.05
Canadian Museum of Nature	0.02	-	0.02	0.02
Public Service Commission of Canada	0.01	-	0.01	0.01
Services received without charge by Global Affairs Canada	19.95	-	19.95	19.95
<b>Subtotal - Departments reporting under the ODA</b>	<b>6,059.72</b>	<b>5,602.69</b>	<b>5,883.63</b>	<b>5,883.63</b>
<b>% of international assistance</b>		<b>92%</b>	<b>97%</b>	<b>97%</b>
<b>OTHER DEPARTMENTS, SOURCES</b>				
Cost of refugees in Canada (1st year) - Provincial governments	244.92	-	-	244.92
Imputed foreign student subsidies	46.78	-	-	46.78
FinDev Canada	-	-	-	-
Provinces, Territories and Municipalities	43.48	-	-	43.48
<b>Subtotal - Other departments, sources</b>	<b>335.18</b>	<b>-</b>	<b>-</b>	<b>335.18</b>
<b>TOTAL</b>	<b>6,394.90</b>	<b>5,602.69</b>	<b>5,883.63</b>	<b>6,218.82</b>
<b>% of total international assistance</b>		<b>88%</b>	<b>92%</b>	<b>97%</b>

\* The "ODA: OECD-DAC" figures presented in this table are shown on a fiscal year basis, in Canadian dollars, in order to compare and contrast reporting under the ODA versus the ODA reported to the OECD-DAC. When Canada reports to the OECD-DAC, figures are reported on a calendar-year basis in U.S. dollars. Their depiction in this table is for illustrative purposes only. In addition, loan repayments are excluded from this table to enable comparison between columns. The ODA reports on departments gross disbursements, whereas the OECD-DAC reports on both a gross and a net basis. Loan repayments are disclosed in Table A as an information item.

\*\* Includes costs of refugees in Canada and other projects.

# CANADA USES A WHOLE-OF-GOVERNMENT APPROACH TO DELIVER EFFECTIVE RESULTS THROUGH INTERNATIONAL ASSISTANCE

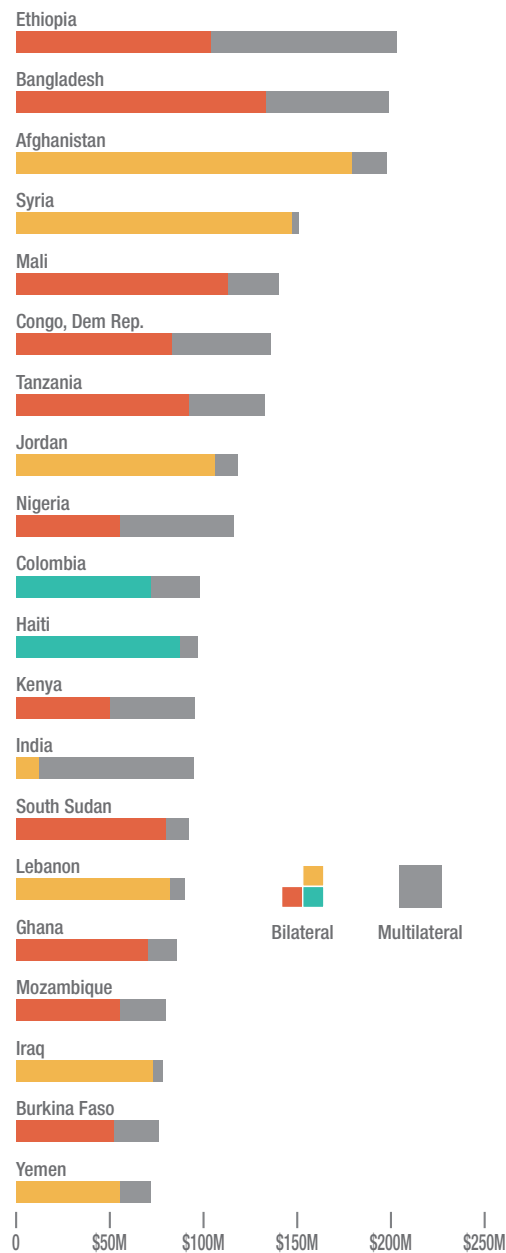


\* In-line with current OECD-DAC guidelines, only costs related to refugees' first-year stays are counted as international assistance.

# GEOGRAPHIC DISTRIBUTION OF CANADA'S INTERNATIONAL ASSISTANCE

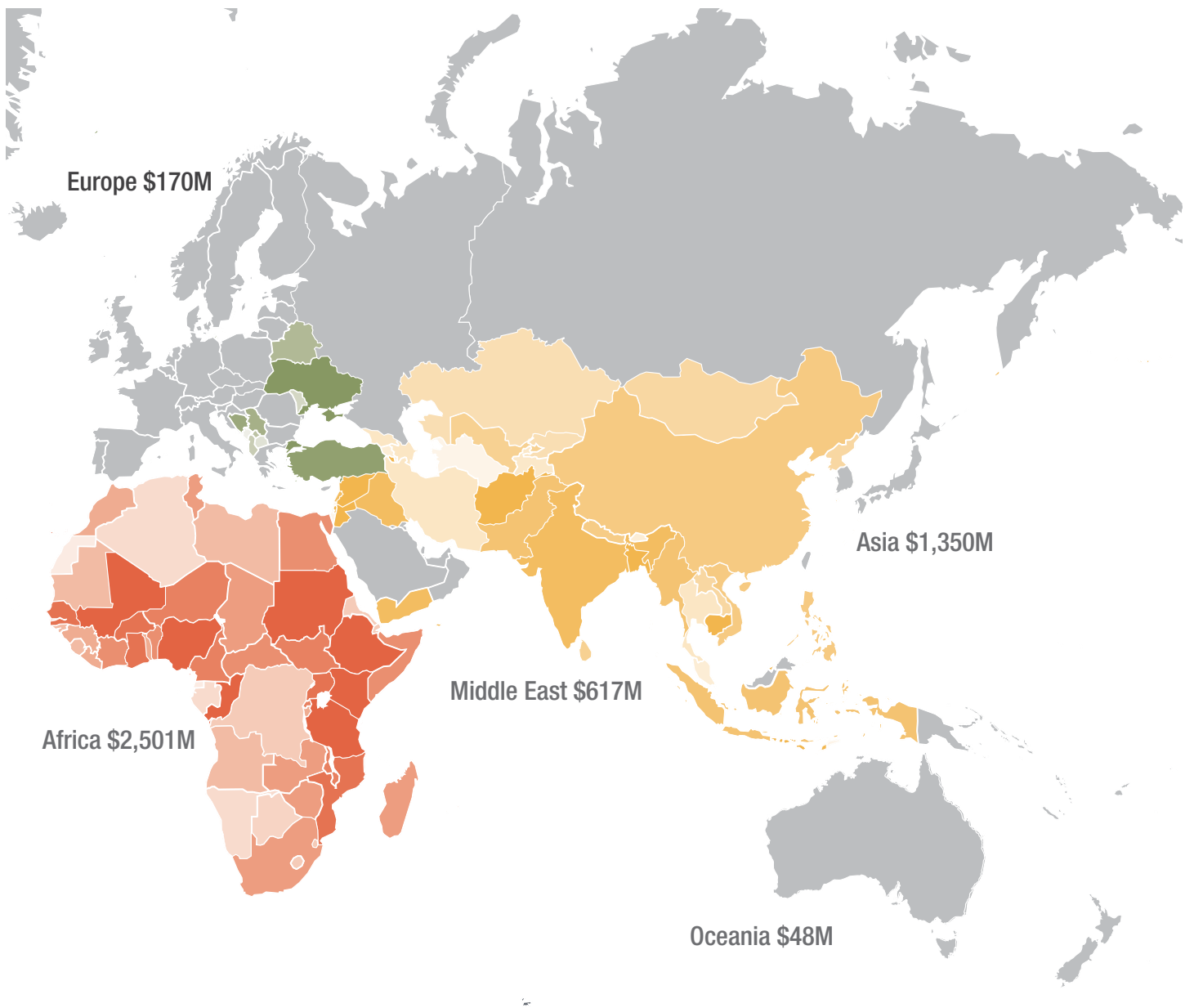
INCLUDES BILATERAL AND ESTIMATED MULTILATERAL ASSISTANCE

## TOP 20 RECIPIENTS




\*Global: These costs are global in nature and cannot be assigned by country or sector. Consult table D1 for more details.

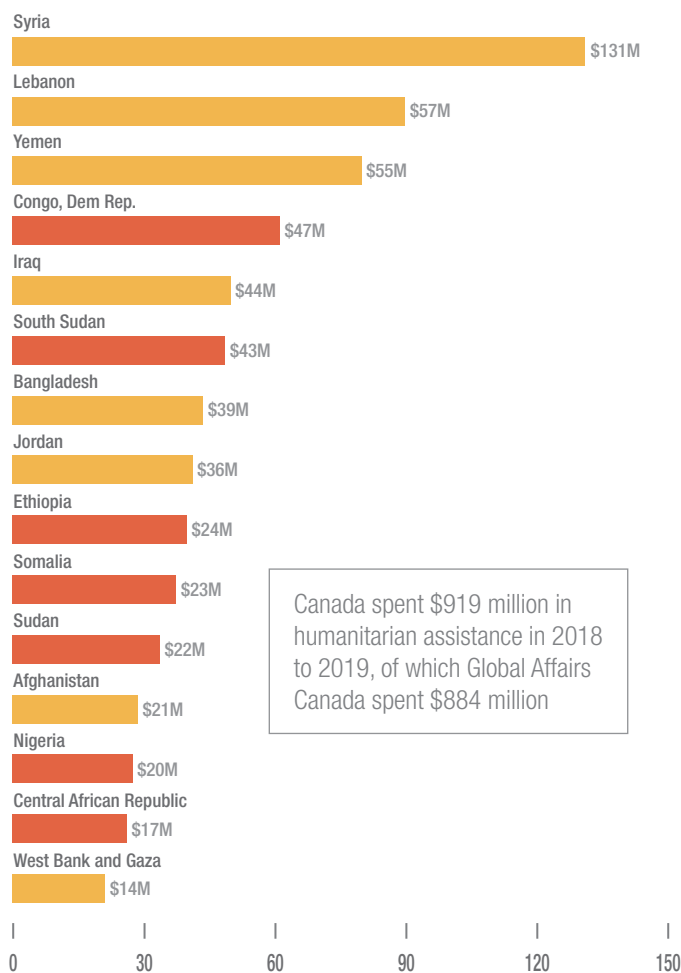




# RESPONDING QUICKLY AND EFFECTIVELY TO INTERNATIONAL HUMANITARIAN CRISES – CANADA’S TOP BILATERAL HUMANITARIAN ASSISTANCE PARTNERS AND INITIATIVES



## TOP 15 RECIPIENTS OF BILATERAL HUMANITARIAN ASSISTANCE\*



Canada spent \$919 million in humanitarian assistance in 2018 to 2019, of which Global Affairs Canada spent \$884 million

\* Canadian assistance is provided through experienced humanitarian organizations and not through governments.

### SYRIA

Nearly 9 years into the conflict, an estimated 11 million people remain in need of humanitarian assistance, of which 5 million people are facing acute humanitarian needs, and millions remain displaced internally and throughout the region. Canada’s humanitarian programming in Syria is focused on life-saving assistance such as food, safe water treatment, health services and support to protect civilians. Programming also contributes to addressing sexual and gender-based violence and meeting the sexual and reproductive health needs of women and girls.

### IRAQ, JORDAN AND LEBANON

Canadian support is assisting thousands of Syrian refugees, asylum seekers and displaced persons with cash, food, shelter, protection, and health and education services in Iraq, Jordan and Lebanon, as well as in Egypt, Syria and Turkey. Canada’s gender-responsive humanitarian action includes support for women and girls’ safe spaces, sexual and reproductive health services, psychological services, protection outreach, and livelihood opportunities.

### YEMEN

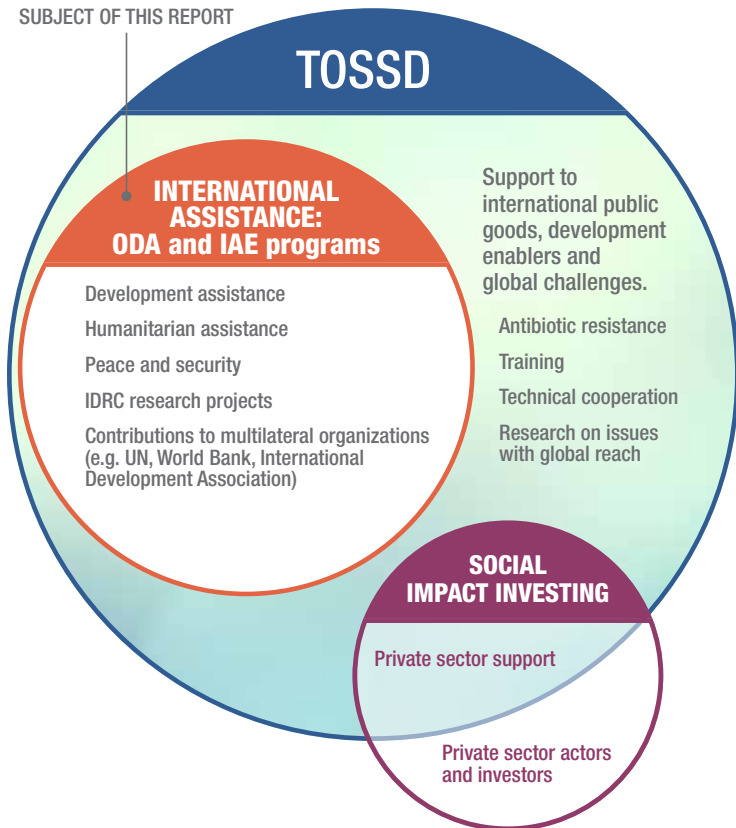
Deepening insecurity and violence have taken a heavy toll on civilian lives in Yemen. According to the UN, Yemen is currently facing the world’s largest humanitarian crisis. An estimated 80% of the population—24 million people—require some form of humanitarian or protection assistance, including 14.3 million who are in acute need. Canada provided life-saving humanitarian assistance, including food, health care, shelter, clean water and sanitation and protection, and addressed the specific needs of women and children affected by the crisis.

### RESPONDING TO REGIONAL CRISES

In order to respond to regional crises and protracted humanitarian situations, Canada also provides funding through an established international humanitarian response system, which includes the International Red Cross and Red Crescent Movement, experienced NGOs and UN organizations, such as the Office for the Coordination of Humanitarian Affairs, the UN High Commissioner for Refugees, UNICEF and the World Food Programme.

# TOTAL OFFICIAL SUPPORT FOR SUSTAINABLE DEVELOPMENT: A NEW STATISTICAL MEASURE FOR THE SUSTAINABLE DEVELOPMENT GOALS ERA

SUBJECT OF THIS REPORT



In addition to ODA, Canada reports to the OECD on total official support for sustainable development (TOSSD). This new metric designed to measure efforts toward the Sustainable Development Goals is being developed by the international TOSSD task force. TOSSD is defined as encompassing all officially supported resource flows to promote sustainable development in developing countries and to support development enablers and address global challenges at regional or global levels. As such, it includes almost all reported ODA. TOSSD also includes private resources mobilized by the official sector (e.g. through public-private partnerships).

As part of its first TOSSD survey, Canada reported **\$6.6 billion** in total support for sustainable development abroad for calendar year 2018. Of this amount, **\$1.6 billion** went toward addressing global and regional challenges, and **\$5 billion** toward cross-border resources assistance to support developing countries.

For more information on TOSSD, visit the [OECD TOSSD taskforce](#).

**16**  
GAC supported the training of 165,818 peacekeepers through deployments and projects to prevent and respond to sexual exploitation and abuse.



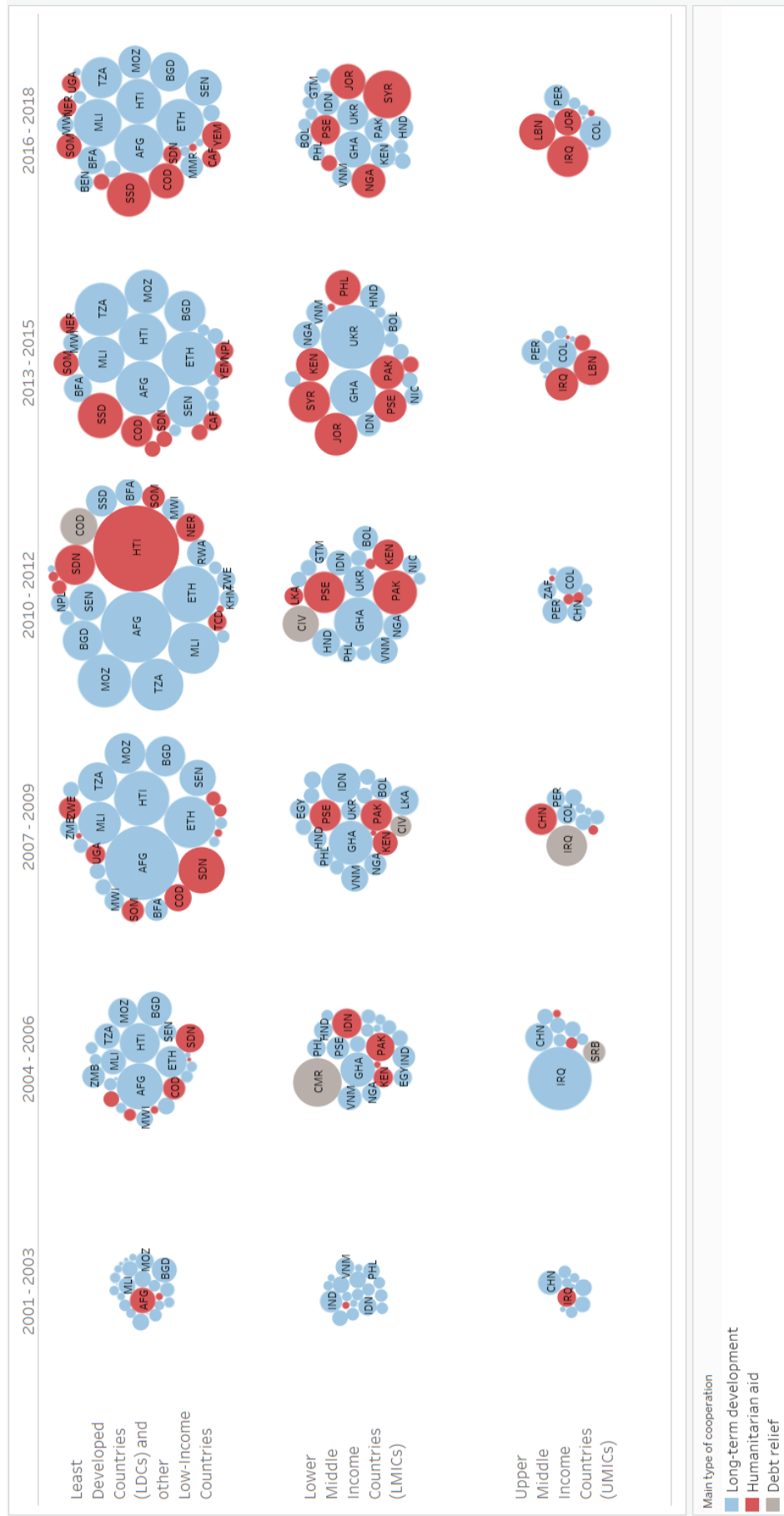
**5** 95% of Canada's bilateral international development assistance targets or integrates gender equality and the empowerment of women and girls.

**13** Canada is delivering on its pledge to provide \$2.65B over the 2016-2021 period to support developing countries' transition to low-carbon, climate resilient economies.

**3** For 10+ years, Canada delivered on landmark health initiatives: committing \$650M from 2017 to 2020 for sexual and reproductive health and rights (SRHR) in addition to \$6.35B from 2010 to 2020 for maternal, newborn and child health (MNCH). Canada is further scaling up funding to \$1.4B per year in global health and SRHR.

# Spotlight on development data: The impact of humanitarian crises

The graph below shows Canada's bilateral Official Development Assistance (ODA) reported to the OECD. The size of the circles represent the volume of aid provided to individual countries (denoted by their ISO country code; see table D1.1 for a crosswalk of the codes). Countries are shaded in red if they received more than 25% of their total aid in the form of humanitarian assistance. The data shows that Canadian assistance has increased significantly since 2004, responding to increasingly protracted and complex crises. Development assistance and humanitarian assistance are progressively being channelled to the same crisis contexts, and often spilling over to higher income countries due to historical level of migration (e.g. Lebanon, Jordan, Turkey in relation to the crises in Syria).



Note: Humanitarian assistance refers to *immediate* post-emergency relief coordination and reconstruction. Medium to longer term development/reconstruction is captured under the “long-term development” category.

## Section A

### CANADIAN INTERNATIONAL ASSISTANCE

A: International Assistance by Government Source and Channel

This table includes ODA and other official assistance expenditures in \$ millions.

	2016-2017	2017-2018	2018-2019			
			TOTAL	Bilateral	Multilateral	of which ODA/A
<b>Programs funded by the International Assistance Envelope</b>	<b>4,773.47</b>	<b>5,094.81</b>	<b>5,602.69</b>	<b>3,669.72</b>	<b>1,932.97</b>	<b>5,426.60</b>
Global Affairs Canada	4,102.98	4,368.45	4,619.67	3,485.85	1,133.82	4,451.84
Geographic Programs	1,193.38	1,289.14	1,378.74	1,344.11	34.63	1,377.64
of which Canada Funds for Local Initiatives (1)		14.75	14.48	14.48	-	14.48
Partnerships for Development Innovation	306.88	233.45	317.59	317.59	-	317.11
Global Issues and Development	1,931.98	2,161.01	2,336.70	1,259.95	1,076.75	2,333.09
Global Initiatives	1,688.17	1,890.65	2,071.09	1,259.95	811.14	2,067.47
Payments to International Financial Institutions	243.81	270.36	265.62	-	265.62	265.62
International Security and Political Affairs	374.90	387.28	303.22	281.27	21.94	141.13
Anti-Crime Capacity Building Program	14.34	13.35	15.00	15.00	-	-
Counter-Terrorism Capacity Building Program	51.44	31.08	27.91	27.91	-	-
Non-Proliferation and Security Threat Reduction	63.40	65.52	70.52	70.52	-	-
Peace and Stabilization Operations Program	207.25	253.41	167.85	167.85	-	119.39
International Security Policy	23.98	23.92	21.94	-	21.94	21.74
Canada Funds for Local Initiatives (1)	14.48	-	-	-	-	-
Other Programs	0.02	-	-	-	-	-
International Business Development, Investment and Innovation	4.59	4.68	4.71	4.71	-	4.25
Strategic Policy	14.60	12.36	4.93	4.44	0.49	4.93
Other Programs	0.10	12.20	0.10	0.10	0.00	0.00
Operations and Management	210.93	202.64	217.61	217.61	-	217.61
Services Rendered Abroad	65.63	65.69	56.07	56.07	-	56.07
Memo: Reflows from repayable contributions and loans (2)	-23.63	-22.65	-40.94	-40.75	-0.19	-
Department of Finance Canada	492.82	544.06	796.65	-	796.65	788.63
International Development Association (IDA)	441.62	441.61	441.61	-	441.61	441.61
Multilateral Debt Relief Initiative - IDA	51.20	51.20	51.20	-	51.20	51.20
Asian Infrastructure Investment Bank (AIIB)	-	51.25	53.44	-	53.44	45.42
International Bank for Reconstruction and Development	-	-	250.40	-	250.40	250.40
Memo: Reflow from repayable contributions and loans (2)	-19.57	-13.92	-	-	-	-
International Development Research Centre	146.37	148.65	156.01	156.01	-	156.01
Royal Canadian Mounted Police (5)	22.83	19.33	15.13	15.13	-	15.13
Environment and Climate Change Canada	8.46	14.32	13.49	10.99	2.50	13.26
Canada Revenue Agency	-	-	1.74	1.74	-	1.74
<b>Other government sources</b>	<b>828.94</b>	<b>1,002.69</b>	<b>792.21</b>	<b>759.24</b>	<b>32.97</b>	<b>457.03</b>
Global Affairs Canada	73.08	36.40	27.84	9.05	18.79	27.84
International Youth Internship Program	5.47	1.48	5.95	5.95	-	5.95
International Scholarships Program	1.74	1.43	-	-	-	-
Other Programs	34.99	33.48	21.89	3.10	18.79	21.89
Operations and Management	30.89	-	-	-	-	-
ODA-Eligible Imputed Costs	698.26	802.75	698.24	698.24	-	406.54
Cost of refugees in Canada (1st year) - IRCC (3)	397.90	462.19	386.59	386.59	-	386.59
Cost of refugees in Canada (1st year) - Provincial governments	208.24	193.55	244.92	244.92	-	-
Imputed foreign student subsidies	72.72	124.80	46.78	46.78	-	-
Services received without charge by Global Affairs Canada (4)	19.40	22.22	19.95	19.95	-	19.95
Provinces, Territories and Municipalities	38.41	41.26	43.48	37.03	6.45	-
Province of Quebec	33.27	33.19	38.00	31.54	6.45	-
Federation of Canadian Municipalities	1.64	1.72	4.04	4.04	-	-
Province of Alberta	1.50	1.35	1.44	1.44	-	-
Other Provinces, Territories and Municipalities	2.00	5.00	-	-	-	-
Other Federal Departments	19.19	122.27	22.65	14.92	7.73	22.65
Department of National Defence	4.45	6.14	4.75	4.75	-	4.75
Environment and Climate Change Canada	8.17	6.35	6.31	2.13	4.18	6.31
Canada Revenue Agency	1.82	2.99	3.52	3.52	-	3.52
Immigration, Refugees and Citizenship Canada	-	2.93	3.20	1.02	2.18	3.20
Innovation, Science and Economic Development Canada	1.01	1.01	0.99	-	0.99	0.99
Employment and Social Development Canada - Labour Program	0.98	1.03	0.94	0.94	-	0.94
Parks Canada	0.72	0.73	0.92	0.92	-	0.92
Public Health Agency of Canada	1.04	0.20	0.78	0.78	-	0.78
Canada Post - Universal Postal Union	0.40	0.37	0.39	-	0.39	0.39
Canadian Food Inspection Agency	0.39	-	0.31	0.31	-	0.31
Statistics Canada	0.20	0.11	0.27	0.27	-	0.27
Canadian Space Agency	-	0.31	0.20	0.20	-	0.20
Canadian Intellectual Property Office	0.03	0.08	0.05	0.05	-	0.05
Canadian Museum of Nature	-	0.02	0.02	0.02	-	0.02
Public Service Commission of Canada	-	-	0.01	0.01	-	0.01
Findev Canada	-	100.00	-	-	-	-
Other Federal Departments	0.83	0.58	-	-	-	-
Memo: Loan repayments to EDC (not included in total) (2)	-25.03	-27.45	-27.07	-27.07	-	-
<b>TOTAL</b>	<b>5,602.41</b>	<b>6,097.50</b>	<b>6,394.90</b>	<b>4,428.96</b>	<b>1,965.94</b>	<b>5,883.63</b>

(1) The responsibility for the Canada Fund for Local Initiatives has moved from the International Security and Political Affairs branch to the Geographic Programs branch in 2017-2018.

(2) The Statistical Report is prepared on an expenditures basis, and repayments of loans and repayable contributions are not subtracted from totals. These transactions are presented for information only and more details are available in Appendix 1.

(3) Costs covered by Immigration, Refugees and Citizenship Canada (IRCC). Following the OECD-DAC clarification of reporting methodology, Canada revised its refugee costs by decreasing the share of refugee integration costs included.

(4) These items refer to services provided to Global Affairs Canada without charge: accommodation provided by Public Services and Procurement Canada, contributions covering employers' share of employees' insurance premiums and expenditures paid by the Treasury Board of Canada Secretariat, legal services provided by the Department of Justice Canada, and worker's compensation benefits provided by Employment and Social Development Canada.

(5) The amount for RCMP in 2016-2017 was adjusted to reflect a cost recovery previously unaccounted for.

## Section B

### CANADIAN INTERNATIONAL ASSISTANCE BY SECTOR CATEGORY

	TOTAL	Global Affairs Canada			Other Government Departments	Gender Equality*	Climate Change*
		Bilateral	Multilateral	Total	Total		
Education	441.59	347.15	32.07	379.22	62.37		
Health	799.86	404.17	326.72	730.89	68.96		
Population Policies/ Programmes and Reproductive Health	372.52	255.54	100.33	355.87	16.65		
Water and Sanitation	131.32	37.28	24.36	61.64	69.68		
Government and Civil Society	529.46	368.43	63.40	431.84	97.62		
Conflict Prevention and Resolution, Peace and Security	314.09	260.98	35.96	296.94	17.15		
Other Social Infrastructure and Services	153.05	54.99	21.48	76.47	76.58		
Transport and Storage	135.36	1.68	49.50	51.18	84.18		
Communications	21.06	5.05	1.97	7.02	14.04		
Energy Generation, Distribution and Efficiency	329.34	202.86	36.23	239.08	90.26		
Banking and Financial Services	84.82	46.19	6.92	53.11	31.71		
Business and Other Services	76.28	43.92	1.97	45.88	30.40		
Agriculture, Forestry and Fishing	331.31	195.03	54.93	249.96	81.35		
Industry	107.75	75.03	7.95	82.97	24.78		
Trade Policy and Regulations	34.96	15.67	2.37	18.04	16.92		
General Environmental Protection	228.39	22.51	169.54	192.05	36.34		
Multisector	403.60	78.25	123.96	202.21	201.39		
Humanitarian Assistance	919.01	791.41	92.96	884.37	34.64		
Other Aid Expenditures	981.13	288.75	0.01	288.76	692.37		
<b>Total - International Assistance</b>	<b>6,394.90</b>	<b>3,494.90</b>	<b>1,152.61</b>	<b>4,647.51</b>	<b>1,747.39</b>		

CANADIAN INTERNATIONAL ASSISTANCE BY SECTOR CATEGORY\*\*



\*This color-coded scale represents the level of integration of gender equality and of climate change adaptation and mitigation for projects coded under each sector and across all Canadian department and sources. Note the Feminist International Assistance Policy focuses gender equality integration for Global Affairs Canada's bilateral international development assistance.

\*\*Excludes in-donor country costs (Administrative, Refugee, Imputed student costs, as well as development awareness costs)

# CANADIAN INTERNATIONAL ASSISTANCE BY SECTOR CATEGORY

B1: International Assistance by Sector

This table includes ODA and other official assistance expenditures in \$ millions.

Sector	Global Affairs Canada										Other Government Departments			
	Bilateral					Multilateral					Other Government Departments			
	Partnerships for Development Innovation	Global Issues and Development	International Security and Political Affairs	Others (1)	Total - Bilateral	United Nations agency, fund or commission	Regional Development Banks	Other Multilateral Institutions	Total - Multilateral	Finance Canada	International Development Research Centre	Provinces, Territories and Municipalities	Others (2)	Total
<b>Education</b>	<b>183.06</b>	<b>25.44</b>	<b>131.54</b>	<b>0.67</b>	<b>6.44</b>	<b>347.15</b>	<b>20.47</b>	<b>8.22</b>	<b>3.38</b>	<b>32.07</b>	<b>56.93</b>	<b>4.82</b>	<b>0.62</b>	<b>62.37</b>
11110 Education policy and administrative management	22.23	0.91	11.70	-	34.83	1.85	1.25	-	3.09	37.93	9.19	0.97	0.01	10.17
11120 Education facilities and training	19.33	0.69	24.00	0.06	44.08	0.41	0.04	0.52	0.97	45.04	3.52	0.34	-	3.86
11130 Teacher training	33.92	1.61	26.08	-	61.61	0.10	0.01	0.52	0.63	62.24	4.90	0.90	-	5.81
11182 Educational research	0.12	0.00	0.04	-	0.16	1.60	-	-	1.76	1.92	0.45	0.44	-	0.89
11220 Primary education	33.24	1.19	37.45	-	74.89	14.86	0.33	-	15.19	87.07	14.55	0.11	-	14.66
11230 Basic life skills for youth and adults	9.32	0.86	0.05	0.30	10.52	1.26	0.00	1.04	2.30	12.83	1.27	0.29	0.08	1.65
11231 Basic life skills for youth	0.14	0.42	1.50	-	2.06	-	-	-	2.06	-	-	-	-	-
11232 Primary education equivalent for adults	-	-	0.05	-	0.05	-	-	-	-	0.05	-	-	-	-
11240 Early childhood education	1.02	0.72	6.55	-	8.29	0.37	0.01	-	0.37	8.66	2.33	-	-	2.33
11250 School feeding	-	-	10.00	-	10.00	-	-	-	-	10.00	-	-	-	-
11320 Secondary education	5.38	-	13.70	-	19.08	0.02	0.55	-	0.57	19.65	7.92	-	-	7.92
11321 Lower secondary education	4.30	-	4.30	-	4.30	-	-	-	-	4.30	-	-	-	-
11322 Upper secondary education	0.05	0.05	-	-	0.05	-	-	-	-	0.05	-	-	-	-
11330 Vocational training	40.81	6.72	0.39	0.32	48.24	-	2.94	0.52	3.46	51.70	5.06	0.89	0.05	6.01
11420 Higher education	5.21	11.34	0.03	-	23.02	6.44	3.09	0.78	3.87	26.89	7.10	0.96	0.03	8.09
11430 Advanced technical and managerial training	8.05	0.93	-	-	8.98	-	0.01	-	0.01	8.99	0.64	0.35	-	0.99
<b>Health</b>	<b>129.40</b>	<b>119.89</b>	<b>154.87</b>	<b>-</b>	<b>404.17</b>	<b>19.28</b>	<b>2.62</b>	<b>304.81</b>	<b>326.72</b>	<b>730.89</b>	<b>46.50</b>	<b>20.96</b>	<b>0.74</b>	<b>68.96</b>
12110 Health policy and administrative management	12.46	9.91	7.62	-	29.99	7.90	2.12	20.79	30.81	60.80	11.97	12.22	0.10	24.29
12181 Medical education/training	2.09	5.54	1.34	-	9.64	0.46	-	-	0.46	8.10	0.33	0.00	0.05	0.39
12182 Medical research	0.84	3.76	1.34	-	5.94	0.71	-	-	0.71	6.65	-	4.48	-	4.48
12191 Medical services	1.05	5.49	4.00	-	10.54	0.80	0.04	-	0.84	11.38	6.34	0.57	0.11	7.01
12200 Basic health care	41.04	24.78	11.88	-	77.70	4.61	0.38	97.77	102.75	180.45	11.15	0.04	0.35	11.54
12230 Basic health infrastructure	8.95	7.67	4.00	-	20.62	-	-	-	-	20.62	1.61	0.05	-	1.65
12240 Basic nutrition	32.45	24.70	70.83	-	127.97	2.08	0.00	0.24	2.32	130.29	7.18	1.82	0.15	9.14
12250 Infectious disease control	11.53	4.11	32.00	-	47.65	1.49	0.08	65.16	66.75	114.43	3.35	1.38	-	4.74
12261 Health education	9.04	22.99	0.13	-	32.15	0.10	-	-	0.10	32.25	0.86	0.26	-	1.12
12262 Malaria control	0.10	-	1.20	-	1.30	0.25	-	80.30	80.55	81.85	2.61	-	-	2.61
12263 Tuberculosis control	-	-	17.80	-	17.80	0.28	-	40.54	40.82	58.62	0.80	-	-	0.80
12281 Health personnel development	9.85	10.93	4.09	-	24.87	0.62	-	-	0.62	25.49	0.30	0.19	0.05	0.54
12310 NCDs control, general	-	-	-	-	-	-	-	-	-	-	-	-	-	-
12382 Research for prevention and control of NCDs	-	-	-	-	-	-	-	-	-	-	-	-	-	-
<b>Population Policies / Programmes and Reproductive Health</b>	<b>167.32</b>	<b>34.22</b>	<b>54.00</b>	<b>-</b>	<b>255.54</b>	<b>14.23</b>	<b>0.12</b>	<b>85.98</b>	<b>100.33</b>	<b>355.87</b>	<b>7.80</b>	<b>8.30</b>	<b>0.56</b>	<b>16.65</b>
13010 Population policy and administrative management	16.83	0.44	6.80	-	24.07	3.69	0.00	-	3.69	27.76	0.65	2.35	-	3.00
13011 Sexual and reproductive rights (3)	21.84	2.78	9.20	-	33.82	-	-	-	-	33.82	-	-	-	-
13020 Reproductive health care	53.34	15.89	11.61	-	80.84	2.65	0.11	-	2.77	83.60	3.87	4.93	0.44	9.24
13030 Family planning	32.47	2.28	14.38	-	49.12	1.98	-	-	1.98	51.10	1.71	0.35	0.02	2.08
13040 STD control including HIV/AIDS	3.11	0.80	4.00	-	7.91	5.67	0.01	85.98	91.66	99.57	0.85	0.25	0.07	1.17
13081 Personnel development for population and reproductive health	39.72	12.04	8.01	-	59.77	0.25	-	-	0.25	60.02	0.72	0.42	0.02	1.16
<b>Water and Sanitation</b>	<b>131.32</b>	<b>10.23</b>	<b>4.00</b>	<b>-</b>	<b>37.28</b>	<b>3.22</b>	<b>17.86</b>	<b>3.28</b>	<b>24.36</b>	<b>61.64</b>	<b>68.36</b>	<b>1.20</b>	<b>0.12</b>	<b>69.68</b>
14010 Water sector policy and administrative management	3.06	0.68	-	-	3.74	0.60	11.41	0.98	12.99	16.73	14.49	0.91	-	15.40
14015 Water resources conservation (including data collection)	4.06	-	-	-	4.06	0.40	0.51	1.73	2.64	6.70	1.55	-	-	1.55
14020 Water supply and sanitation - large systems	-	-	-	-	0.63	0.43	2.74	0.29	3.46	3.46	10.18	-	-	10.18
14021 Water supply - large systems	0.18	-	-	-	0.18	0.44	0.97	-	0.71	0.89	13.85	-	-	13.85
14022 Sanitation - large systems	0.24	-	-	-	0.24	-	1.33	-	1.33	1.58	14.29	-	-	14.29
14030 Basic drinking water supply and basic sanitation	-	-	-	-	-	0.03	-	-	0.03	0.03	3.12	-	0.06	3.18
14031 Basic drinking water supply	5.65	2.48	2.00	-	10.12	0.74	1.30	0.02	2.05	12.18	1.18	-	0.06	1.24
14032 Basic sanitation	0.68	4.04	5.07	-	11.11	0.40	0.17	0.24	0.50	11.61	1.11	-	-	1.11
14050 Waste management / disposal	2.75	-	-	-	2.75	0.07	0.12	0.02	0.22	2.97	6.26	0.28	-	6.54
14081 Education and training in water supply and sanitation	2.39	2.01	-	-	4.40	0.30	-	-	0.30	4.70	0.02	-	-	0.02

# CANADIAN INTERNATIONAL ASSISTANCE BY SECTOR CATEGORY

B1: International Assistance by Sector

This table includes ODA and other official assistance expenditures in \$ millions.

Sector	Global Affairs Canada										Other Government Departments						
	Bilateral					Multilateral					Total	Finance Canada	International Development Research Centre	Provinces, Territories and Municipalities	Others (2)	Total	
	Geographic Programs	Partnerships for Development Innovation	Global Issues and Development	International Security and Political Affairs	Others (1)	Total - Bilateral	United Nations agency, fund or commission	Regional Development Banks	Other Multilateral Institutions	Total - Multilateral							
<b>Government and Civil Society</b>	<b>529.46</b>	<b>23.04</b>	<b>8.48</b>	<b>29.65</b>	<b>1.60</b>	<b>368.43</b>	<b>35.49</b>	<b>17.94</b>	<b>10.58</b>	<b>63.40</b>	<b>431.84</b>	<b>72.04</b>	<b>13.23</b>	<b>4.80</b>	<b>7.55</b>	<b>97.62</b>	
15110 Public sector policy and administrative management	25.49	0.24	-	27.99	8.29	11.93	3.49	23.71	51.70	10.60	1.91	4.04	0.05	16.61	21.16	0.41	21.57
15111 Public Finance Management (PFM)	18.47	0.82	5.38	1.25	1.00	24.67	0.23	4.66	0.06	4.95	29.62	21.96	0.00	21.56	0.45	0.02	0.01
15112 Decentralisation and support to subnational government	17.83	3.20	0.13	-	-	21.16	1.96	0.03	0.36	2.35	6.09	0.45	0.02	0.48	12.33	-	4.29
15113 Anti-corruption organisations and institutions	3.08	-	0.38	1.11	-	4.57	1.53	0.00	-	1.53	11.76	-	-	-	-	-	-
15114 Domestic Revenue Mobilisation	11.76	-	-	-	-	11.76	-	-	-	-	0.38	-	-	-	-	-	-
15116 Tax collection	0.38	-	-	-	-	0.38	-	-	-	-	0.93	-	-	-	-	-	-
15117 Budget planning	0.83	-	-	-	-	0.83	-	-	-	-	0.06	-	-	-	-	-	-
15119 Debt and aid management	-	-	-	0.06	-	0.06	-	-	-	-	0.57	-	-	-	-	-	-
15121 Foreign affairs	-	-	0.05	0.02	-	0.07	-	-	-	0.52	0.57	-	-	-	-	-	-
15122 Diplomatic missions	-	-	-	-	-	0.05	-	-	-	0.52	0.57	-	-	-	-	-	-
15123 Administration of developing countries' foreign aid	0.16	-	-	0.06	-	0.22	-	-	-	0.22	0.37	-	-	-	-	-	-
15124 General personnel services	0.37	-	-	-	-	0.37	-	-	-	-	0.10	-	-	-	-	-	-
15125 Central procurement	0.10	-	-	-	-	0.10	-	-	-	-	0.84	-	-	-	-	-	-
15126 National monitoring and evaluation	0.44	-	-	0.40	-	0.84	-	-	-	-	0.34	-	-	-	-	-	-
15127 National government finance	0.34	-	-	-	-	0.34	-	-	-	-	4.78	-	-	-	-	-	-
15128 Local government finance	28.32	2.40	-	4.00	-	34.72	2.44	0.03	2.31	4.78	39.50	0.61	1.63	-	-	-	2.24
15130 Legal and judicial development	2.72	-	-	4.02	0.10	6.84	-	-	-	-	23.15	-	-	-	-	-	-
15131 Justice, law and order policy, planning and administration	19.91	-	-	3.24	-	23.15	-	-	-	-	4.58	-	-	-	-	-	-
15132 Police	4.58	-	-	-	-	4.58	-	-	-	-	0.02	-	-	-	-	-	-
15135 Ombudsman	0.02	-	-	-	-	0.02	-	-	-	-	4.77	-	-	-	-	-	-
15137 Prisons	4.49	-	-	0.28	-	4.77	-	-	-	-	0.94	-	-	-	-	-	-
15144 National standards development	0.01	-	-	-	-	0.01	-	-	-	0.94	0.94	-	-	-	-	-	-
15150 Democratic participation and civil society	35.71	8.61	0.13	3.08	0.50	48.02	3.31	-	0.89	4.21	52.23	3.74	2.38	0.15	-	-	6.27
15151 Elections	10.88	-	-	0.14	-	11.02	3.52	-	0.15	3.66	14.68	-	0.01	-	-	-	0.01
15152 Legislatures and political parties	3.39	0.55	-	-	-	3.94	0.03	-	-	0.03	3.96	-	-	-	-	-	0.01
15153 Media and free flow of information	2.03	-	-	0.61	-	2.65	-	-	0.22	0.22	2.87	-	1.41	-	-	-	1.41
15156 Other non-tax revenue mobilisation	0.20	-	-	-	-	0.20	-	-	-	-	0.20	-	-	-	-	-	-
15160 Human rights	28.55	5.38	0.18	5.05	-	39.16	9.96	0.01	0.97	10.94	50.10	0.00	0.93	0.19	-	-	1.13
15170 Women's equality organisations and institutions	3.54	0.02	-	0.28	-	3.83	2.23	0.68	-	2.91	6.74	1.59	2.24	0.31	-	-	4.15
15171 Women's rights organizations and movements (3)	19.94	-	0.13	1.14	-	21.20	-	-	-	-	21.20	-	-	-	-	-	-
15172 Public sector capacity for gender equality (3)	7.69	-	-	-	-	7.69	-	-	-	-	7.69	-	-	-	-	-	-
15173 Data and evidence for gender equality (3)	2.24	-	-	0.76	-	3.00	-	-	-	-	3.00	-	-	-	-	-	-
15180 Ending violence against women and girls	36.99	1.82	1.50	4.15	-	44.47	1.55	0.10	0.10	1.65	46.12	-	2.29	0.08	-	-	2.38
15185 Local government administration	1.25	-	0.13	-	-	1.38	-	-	-	-	1.38	-	-	-	-	-	-
15190 Facilitation of orderly, safe, regular and responsible migration and mobility	13.86	-	0.50	-	-	14.36	0.44	-	-	0.44	14.80	-	-	0.01	3.20	-	3.21
<b>Conflict Prevention and Resolution, Peace and Security</b>	<b>314.09</b>	<b>0.15</b>	<b>2.48</b>	<b>69.99</b>	<b>-</b>	<b>260.98</b>	<b>34.57</b>	<b>0.36</b>	<b>1.03</b>	<b>35.96</b>	<b>296.94</b>	<b>1.21</b>	<b>2.06</b>	<b>0.02</b>	<b>13.87</b>	<b>17.15</b>	
15210 Security system management and reform	1.33	0.07	-	17.44	-	18.84	0.64	0.36	0.94	1.94	20.78	0.01	0.08	-	13.87	13.96	-
15220 Civilian peace-building, conflict prevention and resolution	5.90	0.08	-	69.42	-	75.40	0.70	-	0.09	0.79	76.20	1.00	1.98	0.02	-	-	2.99
15230 Participation in international peacekeeping operations	0.02	-	-	16.84	-	16.86	33.16	-	-	33.16	50.03	0.02	-	-	-	-	0.02
15240 Reintegration and control of small arms and light weapons	3.95	-	-	3.85	-	4.08	-	-	-	-	4.08	0.17	-	-	-	-	0.17
15250 Removal of land mines and explosive remnants of war	0.68	-	-	11.18	-	15.13	0.00	-	-	0.00	15.14	-	-	-	-	-	-
15261 Child soldiers (Prevention and demobilisation)	0.68	-	-	0.50	-	1.17	0.06	-	-	0.06	1.24	-	-	-	-	-	-
15294 Non-lethal assistance to security forces (3)	-	-	-	32.75	-	32.75	-	-	-	-	32.75	-	-	-	-	-	0.00
15295 Cybercrime (3)	-	-	-	2.28	-	2.28	-	-	-	-	2.28	-	-	-	-	-	-
15296 Countering Violent Extremism and Foreign Terrorist Fighters (3)	-	-	-	17.39	-	17.39	-	-	-	-	17.39	-	-	-	-	-	-
15297 Combating the Financing of Terrorism (3)	-	-	-	2.08	-	2.08	-	-	-	-	2.08	-	-	-	-	-	-
15298 Preventing violent extremism (3)	0.03	-	-	7.99	-	8.02	-	-	-	-	8.02	-	-	-	-	-	-
15299 Chemical, Biological, Radiological and Nuclear threat reduction (3)	-	-	-	66.97	-	66.97	-	-	-	-	66.97	-	-	-	-	-	-



# CANADIAN INTERNATIONAL ASSISTANCE BY SECTOR CATEGORY

B1: International Assistance by Sector

This table includes ODA and other official assistance expenditures in \$ millions.

Sector	Global Affairs Canada										Other Government Departments				
	Bilateral					Multilateral					Total				
	Geographic Programs	Partnerships for Development Innovation	Global Issues and Development	International Security and Political Affairs	Others (1)	Total - Bilateral	United Nations agency, fund or commission	Regional Development Banks	Other Multilateral Institutions	Total - Multilateral	Finance Canada	International Development Research Centre	Provinces, Territories and Municipalities	Others (2)	Total
<b>TOTAL</b>	<b>48.70</b>	<b>4.01</b>	<b>0.25</b>	<b>1.94</b>	<b>0.10</b>	<b>54.99</b>	<b>15.22</b>	<b>3.20</b>	<b>3.06</b>	<b>21.48</b>	<b>65.06</b>	<b>8.53</b>	<b>1.78</b>	<b>1.21</b>	<b>76.58</b>
<b>Other Social Infrastructure and Services</b>	<b>153.05</b>									<b>21.48</b>					<b>76.58</b>
16010 Social and welfare services	2.30	0.08	-	-	-	2.38	3.77	2.30	0.48	6.56	41.94	1.66	-	-	44.21
16011 Social protection and welfare services policy, planning and administration	0.44	-	-	-	-	0.44	-	-	-	0.44	-	-	-	-	0.44
16013 General pensions	0.04	-	-	-	-	0.04	-	-	-	0.04	-	-	-	-	0.04
16015 Social services (incl. youth development, women and children)	3.78	-	-	-	-	3.78	-	-	-	3.78	-	-	-	-	3.78
16020 Employment policy and administrative management	11.26	3.71	-	-	-	14.97	2.37	0.07	-	2.44	4.82	6.86	1.04	0.17	12.89
16030 Housing policy and administrative management	0.21	-	-	-	-	0.21	0.33	0.25	1.06	1.63	4.54	-	0.04	-	4.58
16040 Low-cost housing	0.04	0.14	-	-	-	0.18	-	0.23	1.52	1.74	0.71	-	-	-	0.71
16050 Multisector aid for basic social services	23.27	0.08	-	-	-	23.35	0.14	-	-	0.14	10.59	-	-	-	10.59
16061 Culture and recreation	7.29	-	0.25	-	0.10	7.64	3.02	0.29	-	0.66	0.06	-	0.11	-	0.17
16062 Statistical capacity building	-	-	-	1.94	-	1.94	-	-	-	3.31	2.36	-	-	0.27	2.63
16063 Narcotics control	0.08	-	-	-	-	0.08	0.32	-	-	0.32	0.04	-	-	-	0.04
16064 Social mitigation of HIV/AIDS	-	-	-	-	-	-	-	-	-	1.41	-	-	-	-	1.41
16066 Culture	-	-	-	-	-	-	-	-	-	2.46	-	-	-	-	2.46
16070 Labour Rights	-	-	-	-	-	-	-	-	-	1.40	-	-	-	-	1.40
16080 Social Dialogue	-	-	-	-	-	-	-	-	-	1.40	-	-	-	-	1.40
<b>Transport and Storage</b>	<b>135.36</b>									<b>49.50</b>					<b>84.18</b>
21010 Transport policy and administrative management	0.72	-	0.96	-	-	1.68	0.26	48.45	0.79	49.50	84.18	-	-	-	84.18
21012 Public transport services	0.72	-	0.96	-	-	0.72	-	7.51	0.15	7.67	9.19	-	-	-	9.19
21020 Road transport	-	-	-	-	-	0.96	-	-	-	39.18	53.88	-	-	-	53.88
21030 Rail transport	-	-	-	-	-	-	0.26	38.28	0.64	39.18	13.56	-	-	-	13.56
21040 Water transport	-	-	-	-	-	-	-	1.14	-	1.14	5.83	-	-	-	5.83
21050 Air transport	-	-	-	-	-	-	-	0.43	-	0.43	1.53	-	-	-	1.53
21061 Storage	-	-	-	-	-	-	-	0.07	-	0.07	0.15	-	-	-	0.15
21081 Education and training in transport and storage	-	-	-	-	-	-	-	0.01	-	0.01	0.03	-	-	-	0.03
<b>Communications</b>	<b>2.59</b>	<b>1.46</b>	<b>0.95</b>	<b>0.06</b>	<b>0.06</b>	<b>5.05</b>	<b>1.26</b>	<b>0.71</b>	<b>1.97</b>	<b>7.02</b>	<b>11.39</b>	<b>1.53</b>	<b>0.13</b>	<b>0.99</b>	<b>14.04</b>
22010 Communications policy and administrative management	1.13	-	-	-	-	1.13	0.94	0.28	-	1.22	1.64	0.89	-	0.99	3.52
22013 Information services	-	-	-	0.06	-	0.06	-	-	-	0.22	0.47	-	-	-	0.47
22020 Telecommunications	1.47	1.46	0.95	-	-	3.87	0.32	0.20	-	0.52	9.27	0.65	0.13	-	10.05
22040 Information and Communication Technology (ICT)	-	-	-	-	-	-	-	-	-	-	-	-	-	-	-
<b>Energy Generation, Distribution and Efficiency</b>	<b>329.34</b>									<b>36.23</b>					<b>90.26</b>
23110 Energy policy and administrative management	0.47	-	-	-	-	0.47	0.25	5.34	3.81	9.40	25.10	-	-	-	25.11
23111 Energy sector policy, planning and administration	1.46	-	-	-	-	1.46	-	-	-	1.46	0.01	-	-	-	1.46
23181 Energy education/training	0.85	-	-	-	-	0.85	-	0.03	-	0.03	0.01	-	-	-	0.01
23183 Energy conservation and demand-side efficiency	2.60	-	9.55	-	-	12.15	-	0.42	-	0.42	5.36	-	-	-	5.36
23210 Energy generation, renewable sources - multiple technologies	88.25	-	13.85	-	-	102.10	1.05	0.39	5.58	7.02	6.63	-	-	-	6.63
23220 Hydro-electric power plants	12.57	-	4.78	-	-	17.35	0.93	0.24	1.17	5.94	6.63	-	-	-	6.63
23230 Solar energy	3.49	0.10	47.28	-	-	50.86	0.00	0.58	1.34	52.79	5.09	0.08	-	-	52.79
23240 Wind energy	-	-	18.63	-	-	18.63	-	0.12	-	0.12	0.18	-	-	-	0.18
23260 Geothermal energy	-	-	4.30	-	-	4.30	-	0.81	1.03	1.84	0.52	-	-	-	0.52
23270 Biofuel-fired power plants	-	-	6.21	-	-	6.21	-	0.13	1.24	1.37	0.38	-	-	-	0.38
23310 Energy generation, non-renewable sources - unspecified	-	-	-	-	-	-	-	0.58	-	0.58	3.02	-	-	-	3.02
23320 Coal-fired electric power plants	-	-	-	-	-	-	-	-	-	-	1.21	-	-	-	1.21
23330 Oil-fired electric power plants	-	-	-	-	-	-	-	-	-	-	0.11	-	-	-	0.11
23340 Natural gas-fired electric power plants	-	-	-	-	-	-	-	0.04	-	0.04	0.04	-	-	-	0.04
23630 Electric power transmission and distribution	0.10	-	0.96	-	-	1.05	11.89	-	-	11.89	2.62	-	-	-	2.62
23640 Gas distribution	-	-	-	-	-	-	-	0.43	-	0.43	39.84	-	-	-	39.84
<b>Banking and Financial Services</b>	<b>84.82</b>									<b>6.92</b>					<b>31.71</b>
24010 Financial policy and administrative management	4.78	0.98	7.30	-	-	13.06	0.03	6.87	0.02	6.92	28.72	2.96	0.03	-	31.71
24020 Monetary institutions	-	-	0.60	-	-	0.60	-	1.27	-	1.27	1.70	0.51	-	-	1.70
24030 Formal sector financial intermediaries	11.82	2.49	2.12	-	-	16.43	-	3.46	0.02	3.49	0.08	-	-	-	0.08
24040 Informal/semi-formal financial intermediaries	3.46	1.73	-	0.08	-	5.27	0.03	1.96	-	1.99	1.68	2.00	0.03	-	3.72
24081 Education/training in banking and financial services	7.65	0.47	-	-	-	8.12	-	-	-	-	0.04	0.23	-	-	0.26

## CANADIAN INTERNATIONAL ASSISTANCE BY SECTOR CATEGORY

B1: International Assistance by Sector

This table includes ODA and other official assistance expenditures in \$ millions.

Sector	Global Affairs Canada										Other Government Departments			
	Bilateral					Multilateral					Total			
<b>Business and Other Services</b>	<b>26.53</b>	<b>16.06</b>	<b>1.33</b>	<b>43.92</b>	<b>0.44</b>	<b>0.76</b>	<b>0.76</b>	<b>1.97</b>	<b>28.67</b>	<b>1.71</b>	<b>0.03</b>	<b>-</b>	<b>30.40</b>	
25010 Business support services and institutions	23.77	16.06	1.33	41.17	0.43	0.76	0.76	1.95	22.88	1.71	0.03	-	24.61	
25020 Privatisation	0.49	-	-	0.49	-	-	-	-	5.79	-	-	-	5.79	
25030 Business development services	2.26	-	-	2.26	0.01	-	-	0.01	-	-	-	-	-	
25040 Responsible Business Conduct	-	-	-	-	0.00	-	-	0.00	-	-	-	-	-	
<b>Agriculture, Forestry and Fishing</b>	<b>145.62</b>	<b>35.75</b>	<b>13.67</b>	<b>195.03</b>	<b>26.38</b>	<b>12.61</b>	<b>15.94</b>	<b>54.93</b>	<b>65.78</b>	<b>8.28</b>	<b>7.26</b>	<b>0.04</b>	<b>81.35</b>	
31110 Agricultural policy and administrative management	16.42	0.66	-	17.07	4.98	8.24	4.29	17.52	5.11	2.96	-	-	8.07	
31120 Agricultural development	19.98	9.10	9.55	38.63	4.64	0.66	0.83	6.13	7.02	0.05	-	-	7.07	
31130 Agricultural land resources	4.21	0.81	-	5.02	0.78	0.15	1.17	2.10	4.07	0.56	3.69	-	8.32	
31140 Agricultural water resources	14.94	-	-	14.94	0.79	1.10	0.52	2.41	13.87	0.42	1.00	-	15.28	
31150 Agricultural inputs	2.17	1.69	-	3.86	2.35	-	0.50	2.85	1.51	-	-	-	1.51	
31160 Food crop production	10.84	9.48	-	20.32	2.59	1.22	0.33	4.15	2.56	0.60	-	-	3.16	
31162 Industrial crops/export crops	0.18	1.25	-	1.43	0.28	-	0.24	0.52	0.78	-	0.04	-	0.81	
31163 Livestock	1.11	0.12	-	1.23	0.17	0.24	0.24	0.64	5.40	-	-	-	5.40	
31164 Agrarian reform	0.01	-	-	0.01	-	-	-	0.01	-	-	-	-	-	
31165 Agricultural alternative development	0.77	-	-	0.77	-	-	0.50	0.50	-	-	-	-	-	
31166 Agricultural extension	16.35	2.05	-	18.40	0.53	0.04	0.50	1.07	2.59	0.01	0.03	-	2.62	
31181 Agricultural education/training	18.38	1.87	0.00	20.25	0.02	-	0.76	0.78	0.36	1.54	-	-	1.91	
31182 Agricultural research	2.69	1.60	3.16	7.45	0.12	0.00	0.70	0.83	2.88	1.92	0.86	-	5.66	
31191 Agricultural services	8.37	0.68	-	9.05	0.04	0.06	0.50	0.60	5.02	0.01	-	-	5.03	
31192 Plant and post-harvest protection and pest control	0.01	-	-	0.01	0.95	0.02	0.24	1.21	0.09	0.02	-	-	0.12	
31193 Agricultural financial services	8.21	1.30	-	9.52	3.35	0.05	0.27	3.67	6.35	0.15	-	-	6.51	
31194 Agricultural co-operatives	15.14	4.42	-	19.55	0.25	-	-	0.25	1.78	-	-	-	1.78	
31195 Livestock/veterinary services	0.87	0.72	-	1.60	0.46	-	0.24	0.70	0.81	0.88	-	-	1.69	
31210 Forestry policy and administrative management	0.49	-	-	0.49	0.48	0.03	0.24	0.75	1.14	-	-	-	1.14	
31220 Forestry development	3.47	-	0.96	4.42	0.30	0.11	1.85	2.25	0.62	0.09	-	-	0.71	
31261 Fuelwood/charcoal	-	-	-	-	0.00	-	-	0.00	0.03	-	-	-	0.03	
31281 Forestry education/training	0.70	-	-	0.70	0.00	-	0.24	0.24	0.00	-	-	-	0.00	
31282 Forestry research	-	-	-	-	0.01	-	0.24	0.25	0.00	-	-	-	0.00	
31291 Forestry services	-	-	-	-	0.02	-	0.24	0.26	-	-	-	-	-	
31310 Fishing policy and administrative management	-	-	-	-	1.03	0.00	0.33	1.36	1.06	0.11	-	-	1.17	
31320 Fishery development	0.21	-	-	0.21	0.86	0.68	0.24	1.78	2.03	0.02	-	-	2.04	
31381 Fishery education/training	0.10	-	-	0.10	0.00	0.01	0.24	0.25	0.05	0.61	-	-	0.05	
31382 Fishery research	-	-	-	-	0.12	-	0.24	0.36	0.05	0.61	-	-	0.66	
31391 Fishery services	-	-	-	-	1.27	-	0.24	1.51	0.61	-	-	-	0.61	
<b>Industry</b>	<b>55.98</b>	<b>15.87</b>	<b>3.18</b>	<b>75.03</b>	<b>4.94</b>	<b>3.01</b>	<b>0.00</b>	<b>7.95</b>	<b>24.33</b>	<b>0.45</b>	<b>-</b>	<b>-</b>	<b>24.78</b>	
32110 Industrial policy and administrative management	1.50	-	-	1.50	0.04	1.33	0.00	1.37	5.44	-	-	-	5.44	
32120 Industrial development	0.16	-	-	0.16	-	0.00	-	0.00	2.64	0.02	-	-	2.66	
32130 Small and medium-sized enterprises (SME) development	33.60	11.68	-	45.27	4.50	1.19	-	5.69	7.38	0.17	-	-	7.55	
32161 Agro-industries	3.40	2.02	-	5.43	0.33	0.27	-	0.60	1.45	0.18	-	-	1.62	
32162 Forest industries	-	-	-	-	0.04	-	-	0.04	-	-	-	-	-	
32163 Textiles, leather and substitutes	0.10	-	-	0.10	-	-	-	-	0.00	-	-	-	0.00	
32168 Pharmaceutical production	-	-	-	-	-	-	-	-	0.00	-	-	-	0.00	
32182 Technological research and development	14.14	1.46	3.18	18.78	0.03	0.17	-	0.19	3.12	0.08	-	-	3.19	
32210 Mineral/mining policy and administrative management	0.53	-	-	0.53	-	-	-	-	0.37	-	-	-	0.37	
32220 Mineral prospecting and exploration	0.36	-	-	0.36	-	0.00	-	0.00	-	-	-	-	-	
32261 Coal	1.36	0.70	-	2.07	-	-	-	-	3.40	-	-	-	3.40	
32262 Oil and gas	-	-	-	-	-	-	-	-	0.06	-	-	-	0.06	
32263 Ferrous metals	-	-	-	-	-	-	-	-	-	-	-	-	-	
32265 Precious metals/materials	0.81	-	-	0.81	-	-	-	-	0.16	-	-	-	0.16	
32266 Industrial minerals	-	-	-	-	-	-	-	-	-	-	-	-	-	
32310 Construction policy and administrative management	-	-	-	-	0.00	0.05	-	0.05	0.16	-	-	-	0.16	
<b>TOTAL</b>	<b>76.28</b>	<b>76.28</b>	<b>76.28</b>	<b>331.31</b>	<b>42.66</b>	<b>15.87</b>	<b>3.18</b>	<b>107.75</b>	<b>45.88</b>	<b>0.45</b>	<b>0.04</b>	<b>-</b>	<b>46.37</b>	

# CANADIAN INTERNATIONAL ASSISTANCE BY SECTOR CATEGORY

B1: International Assistance by Sector  
This table includes ODA and other official assistance expenditures in \$ millions.

Sector	Global Affairs Canada										Other Government Departments					
	Bilateral					Multilateral					Finance Canada	International Development Research Centre	Provinces, Territories and Municipalities	Others (2)	Total	
TOTAL	12.29	1.38	-	-	2.00	15.67	0.29	1.89	0.19	2.37	18.04	16.29	0.46	0.07	0.10	16.92
<b>Trade Policy and Regulations</b>	3.29	-	-	-	2.00	15.67	0.29	1.89	0.19	2.37	18.04	4.87	-	-	0.10	4.97
33110 Trade policy and administrative management	5.94	1.27	-	-	2.00	9.21	0.01	1.78	0.19	1.96	11.19	9.38	0.30	-	-	9.68
33120 Trade facilitation	0.42	-	-	-	-	0.42	-	0.00	-	0.00	0.42	0.04	-	-	-	0.04
33130 Regional Trade agreements	0.52	-	-	-	-	0.52	-	-	-	-	0.52	-	-	-	-	-
33140 Multilateral Trade negotiations	0.08	-	-	-	-	0.08	-	-	-	-	0.08	0.01	-	-	-	0.01
33150 Trade-related adjustment	1.25	0.03	-	-	-	1.27	0.03	0.01	-	0.01	1.28	0.05	-	-	-	0.05
33181 Trade education/training	0.81	0.09	-	-	-	0.89	0.03	0.09	-	0.12	1.02	1.94	0.16	0.07	-	2.17
33210 Tourism policy and administrative management	21.92	0.08	0.51	-	-	22.51	8.51	0.79	160.24	169.54	192.05	8.55	8.10	1.92	17.78	36.34
<b>General Environmental Protection</b>	5.35	0.02	-	-	-	5.37	7.84	0.67	155.70	164.20	169.57	4.64	6.27	0.04	16.37	27.31
41010 Environmental policy and administrative management	0.19	-	-	-	-	0.19	0.61	-	3.93	4.54	4.72	0.81	-	-	-	0.81
41020 Biosphere protection	0.34	-	-	-	-	0.34	0.06	0.02	0.40	0.48	1.31	1.21	-	-	-	1.28
41030 Bio-diversity	-	-	-	-	-	-	-	-	-	-	-	1.32	-	-	-	1.32
41040 Site preservation	8.50	-	-	-	-	8.50	-	-	-	-	8.50	0.18	-	-	-	0.18
41050 Flood prevention/control	5.04	0.04	0.02	-	-	5.10	0.01	0.21	-	0.21	5.31	0.05	0.48	1.88	-	2.41
41081 Environmental education/ training	2.50	0.03	-	-	-	2.53	0.01	0.10	-	0.11	2.64	0.51	1.17	-	-	2.21
41082 Environmental research	52.47	15.52	9.49	0.22	0.54	78.25	44.79	26.49	52.68	123.96	202.21	87.81	54.61	56.49	2.48	201.39
<b>Multisector</b>	21.37	10.15	4.45	-	0.00	35.97	34.09	22.86	50.56	107.50	143.48	53.44	10.38	7.01	0.39	71.22
43010 Multisector aid	0.41	-	-	-	-	0.41	0.03	0.67	-	0.70	1.11	18.60	0.47	0.02	-	19.10
43030 Urban development and management	1.54	5.24	-	-	-	6.78	4.30	1.30	0.15	5.75	12.53	13.58	1.33	-	-	14.90
43032 Urban development	2.60	-	-	-	-	2.60	-	-	-	-	2.60	-	-	-	-	-
43041 Rural land policy and management	0.02	0.03	2.50	-	-	2.54	-	-	-	-	2.54	-	-	-	-	-
43042 Rural development	2.30	-	-	-	-	2.30	-	-	-	-	2.30	-	-	-	-	-
43050 Non-agricultural alternative development	3.66	-	-	-	-	3.66	0.25	0.88	1.52	2.65	6.31	-	-	-	-	2.01
43060 Disaster Risk Reduction (DRR) (4)	-	-	-	-	-	-	0.71	-	0.45	1.16	1.16	-	-	-	-	-
43071 Food security policy and administrative management	-	-	-	-	-	-	0.39	-	-	0.39	0.39	-	-	-	-	-
43072 Household food security programmes	-	-	-	-	-	-	0.51	-	-	0.51	0.51	-	-	-	-	-
43073 Food safety and quality	-	-	-	-	-	-	-	-	-	-	-	-	-	-	-	-
43081 Multisector education/training	0.78	0.10	0.04	-	-	0.93	-	-	-	-	0.93	-	-	-	-	-
43082 Research/scientific institutions	0.60	-	-	-	0.54	1.14	1.41	0.78	-	2.19	3.54	0.52	33.75	-	-	34.26
51010 General budget support-related aid	19.19	-	-	-	-	19.19	1.46	-	-	1.46	20.65	1.37	-	0.01	-	1.38
52010 Food aid and food security programmes	-	-	-	-	-	-	0.04	0.01	-	0.04	0.04	0.28	-	-	-	0.28
60020 Debt forgiveness	28.90	0.00	762.50	-	-	791.41	81.10	5.44	6.42	92.96	884.37	32.95	0.04	0.20	1.46	34.64
<b>Humanitarian Assistance</b>	3.27	-	399.94	-	-	403.21	34.36	0.02	-	34.38	437.59	2.18	-	-	-	2.82
72010 Material relief assistance and services	1.00	-	24.92	-	-	25.92	-	-	-	-	25.92	-	-	-	-	-
72011 Basic Health Care Services in Emergencies	-	-	4.90	-	-	4.90	-	-	-	-	4.90	-	-	-	-	-
72012 Education in Emergencies	3.20	-	212.53	-	-	215.72	26.06	-	-	26.06	241.79	0.74	-	-	-	0.74
72040 Emergency food aid	1.50	-	112.16	-	-	113.66	7.68	-	-	7.68	121.34	0.04	-	-	0.19	0.22
72050 Relief co-ordination, protection and support services	5.99	-	0.00	-	-	5.99	5.72	5.39	1.94	13.05	19.04	7.27	0.04	-	-	7.30
73010 Reconstruction relief and rehabilitation	13.35	0.00	8.05	-	-	21.40	-	-	-	-	21.40	-	-	-	-	-
74010 Disaster prevention and preparedness (4)	0.60	-	-	-	-	0.60	7.28	0.02	4.48	11.79	12.39	22.72	-	-	0.84	23.55
74020 Multi-hazard response preparedness (4)	85.08	26.17	29.82	38.46	109.23	288.75	0.01	-	-	0.01	288.76	-	18.72	260.31	413.34	692.37
<b>Other Aid Expenditures</b>	84.95	11.52	29.82	38.46	108.93	273.68	-	-	-	-	273.68	-	17.83	-	-	26.75
91010 Administrative costs	0.12	-	-	-	-	0.12	-	-	-	-	0.12	-	-	-	-	-
93010 Refugees in donor countries	-	-	-	-	0.30	14.20	-	-	-	-	14.20	-	244.92	-	-	386.59
99810 Sectors not specified	-	-	-	-	-	-	-	-	-	-	-	-	-	-	-	14.07
99820 Promotion of development awareness	-	14.64	-	-	-	14.94	0.01	-	-	0.01	14.95	-	0.89	1.32	-	2.21
<b>Total - International Assistance</b>	1,429.06	335.06	1,291.11	319.76	119.91	3,494.90	311.78	178.01	662.81	1,152.61	4,647.51	796.65	156.01	335.18	459.55	1,747.39

(1) Other: Includes Strategic Policy Branch, International Business Development and Innovation Branch, Services Rendered Abroad, and corporate operations and management costs of non-programming branches.  
(2) A complete list of all other government departments providing international assistance can be found in table A of this report.  
(3) These sector codes were created for departmental use and are not part of OECD-DAC's purpose codes list.  
(4) The OECD-DAC recently created new sector classification and some projects are coded against the new structure.

# CANADIAN INTERNATIONAL ASSISTANCE BY RECIPIENT

B2: Humanitarian Assistance by Country or Organization

This table includes ODA and other official assistance expenditures in \$ millions.

		Global Affairs Canada							Other Government Departments (1)	
Recipient Country	TOTAL	Emergency Response						Total		
		Material relief assistance and services	Basic Health Care Services In Emergencies (3)	Education In Emergencies (3)	Emergency food aid	Relief co-ordination; protection and support services	Reconstruction relief and rehabilitation			Disaster prevention and preparedness
<b>Sub-Saharan Africa (2)</b>	<b>286.95</b>	<b>123.04</b>	<b>4.93</b>	<b>0.70</b>	<b>114.41</b>	<b>39.98</b>	-	<b>3.80</b>	<b>286.85</b>	<b>0.10</b>
<b>Country-Allocable</b>										
Burkina Faso	0.43	-	-	-	0.40	0.03	-	-	0.43	-
Burundi	1.91	0.35	-	-	1.37	0.19	-	-	1.91	-
Cameroon	9.61	7.77	-	0.03	0.76	1.00	-	-	9.56	0.05
Central African Republic	17.39	7.24	0.45	-	6.59	3.11	-	-	17.39	-
Chad	9.67	3.79	-	0.03	4.33	1.51	-	-	9.67	-
Democratic Republic of Congo	47.01	24.74	0.55	0.05	12.73	8.20	-	0.73	47.01	-
Djibouti	1.37	0.16	-	0.01	1.05	0.15	-	-	1.36	0.01
Ethiopia	24.37	12.45	1.52	0.08	8.21	1.38	-	0.73	24.37	-
Kenya	5.49	1.31	-	0.05	2.82	1.31	-	-	5.49	-
Mali	7.21	3.25	-	-	2.32	0.92	-	0.73	7.21	-
Mauritania	1.32	0.33	-	0.01	0.64	0.34	-	-	1.32	-
Mozambique	0.09	-	0.08	-	-	-	-	-	0.08	0.01
Niger	8.64	4.53	-	0.02	3.46	0.64	-	-	8.64	-
Nigeria	20.12	11.86	0.16	0.01	6.14	1.96	-	-	20.12	-
Rwanda	2.03	-	-	-	1.95	0.07	-	-	2.03	-
Somalia	22.88	11.87	0.02	0.02	8.88	2.08	-	-	22.87	0.01
South Sudan	43.43	10.03	0.03	0.07	28.09	4.49	-	0.73	43.43	-
Sudan	22.10	8.13	0.92	0.11	9.95	2.98	-	-	22.10	-
Tanzania	4.23	1.81	-	0.03	1.84	0.55	-	-	4.23	-
Uganda	13.04	7.30	1.20	0.04	3.54	0.96	-	-	13.03	0.01
Zimbabwe	0.01	-	-	-	-	-	-	-	-	0.01
<b>Region-Allocable</b>										
Africa	24.58	6.13	-	0.11	9.33	8.12	-	0.88	24.58	-
<b>North Africa</b>	<b>6.59</b>	<b>3.22</b>	<b>0.18</b>	<b>0.06</b>	<b>1.45</b>	<b>1.69</b>	-	-	<b>6.59</b>	-
<b>Country-Allocable</b>										
Algeria	0.61	0.31	-	0.02	-	0.29	-	-	0.61	-
Libya	5.97	2.91	0.18	0.04	1.45	1.40	-	-	5.97	-
<b>Middle East</b>	<b>335.95</b>	<b>209.81</b>	<b>11.70</b>	<b>1.70</b>	<b>59.80</b>	<b>49.41</b>	<b>3.52</b>	-	<b>335.93</b>	<b>0.02</b>
<b>Country-Allocable</b>										
Iraq	43.51	23.34	-	-	10.35	9.80	-	-	43.49	0.02
Jordan	35.96	24.18	0.81	0.33	6.11	4.53	-	-	35.96	-
Lebanon	57.05	34.35	6.24	0.57	10.49	5.41	-	-	57.05	-
Syria	130.75	94.27	1.36	0.68	13.08	21.36	-	-	130.75	-
West Bank and Gaza	13.67	4.35	1.00	-	3.20	1.60	3.52	-	13.67	-
Yemen	54.67	29.33	2.29	0.12	16.57	6.36	-	-	54.67	-
<b>Region-Allocable</b>										
Middle East	0.35	-	-	-	-	0.35	-	-	0.35	-
<b>Asia</b>	<b>102.96</b>	<b>41.49</b>	<b>9.11</b>	<b>2.35</b>	<b>26.43</b>	<b>16.97</b>	<b>1.15</b>	<b>4.92</b>	<b>102.41</b>	<b>0.55</b>
<b>Country-Allocable</b>										
Afghanistan	20.77	8.27	-	0.07	5.80	2.99	-	3.64	20.77	-
Bangladesh	39.16	16.82	9.10	2.18	6.73	4.31	-	-	39.14	0.02
Myanmar	7.51	5.22	-	0.03	0.83	1.43	-	-	7.51	-
India	0.01	-	-	-	-	-	-	-	-	0.01
Indonesia	2.15	1.67	-	-	-	-	-	-	1.67	0.48
Democratic Republic of Korea	2.79	0.64	0.01	0.01	1.93	0.19	-	-	2.79	-
Laos	0.00	-	-	-	-	-	-	-	-	0.00
Nepal	0.00	-	-	-	-	-	-	0.00	0.00	-
Pakistan	6.21	2.53	0.00	0.03	2.21	1.44	-	-	6.21	-
Philippines	2.65	0.53	-	-	-	0.22	1.15	0.75	2.65	0.00
Sri Lanka	0.01	-	-	-	-	-	-	-	-	0.01
Vietnam	0.02	-	-	-	-	-	-	-	-	0.02
<b>Region-Allocable</b>										
Asia	21.67	5.81	-	0.04	8.92	6.39	-	0.52	21.67	-

# CANADIAN INTERNATIONAL ASSISTANCE BY RECIPIENT

B2: Humanitarian Assistance by Country or Organization

This table includes ODA and other official assistance expenditures in \$ millions.

Recipient Country	TOTAL	Global Affairs Canada							Total	Other Government Departments (1)
		Emergency Response								
		Material relief assistance and services	Basic Health Care Services in Emergencies (3)	Education in Emergencies (3)	Emergency food aid	Relief co-ordination: protection and support services	Reconstruction relief and rehabilitation	Disaster prevention and preparedness		
<b>Americas</b>	<b>51.34</b>	<b>19.12</b>	<b>0.00</b>	<b>0.05</b>	<b>12.84</b>	<b>4.80</b>	<b>1.32</b>	<b>13.02</b>	<b>51.15</b>	<b>0.19</b>
<b>Country-Allocable</b>										
Belize	0.23	-	-	-	-	-	-	0.23	0.23	-
Bolivia	0.01	-	-	-	-	-	-	-	-	0.01
Brazil	0.01	-	-	-	-	-	-	-	-	0.01
Colombia	8.18	6.23	-	-	1.04	0.83	-	-	8.10	0.09
Dominica	2.28	-	-	-	-	-	-	2.28	2.28	-
Dominican Republic	0.59	-	-	-	-	-	-	0.59	0.59	-
Ecuador	1.37	1.00	-	-	0.35	0.02	-	-	1.37	-
El Salvador	0.35	-	-	-	0.33	0.02	-	-	0.35	-
Guatemala	0.72	-	-	-	0.67	0.05	-	-	0.72	0.00
Haiti	6.39	3.03	0.00	0.00	1.49	0.62	1.01	0.19	6.34	0.05
Honduras	0.94	-	-	-	0.33	0.02	-	0.59	0.94	-
Jamaica	0.59	-	-	-	-	-	-	0.59	0.59	-
Nicaragua	0.74	-	-	-	0.14	0.01	-	0.59	0.74	-
Peru	0.50	0.40	-	-	-	0.10	-	-	0.50	-
Saint Vincent and the Grenadines	0.23	-	-	-	-	-	-	0.23	0.23	-
Suriname	0.23	-	-	-	-	-	-	0.23	0.23	-
Venezuela	2.82	2.54	-	-	-	0.26	-	-	2.80	0.02
<b>Region-Allocable</b>										
Caribbean	7.13	0.32	-	-	-	0.01	0.31	6.48	7.13	-
Central America	0.13	0.05	-	0.01	-	0.07	-	-	0.13	-
South America	2.58	1.75	-	0.04	0.10	0.69	-	-	2.58	-
Americas	15.30	3.80	-	-	8.42	2.09	-	0.99	15.30	-
<b>Europe</b>	<b>6.79</b>	<b>5.66</b>	<b>-</b>	<b>0.04</b>	<b>-</b>	<b>0.82</b>	<b>-</b>	<b>0.26</b>	<b>6.79</b>	<b>-</b>
<b>Country-Allocable</b>										
Ukraine	5.76	5.18	-	0.04	-	0.54	-	-	5.76	-
<b>Region-Allocable</b>										
Europe	1.02	0.48	-	-	-	0.28	-	0.26	1.02	-
<b>Oceania</b>	<b>1.29</b>	<b>0.89</b>	<b>-</b>	<b>-</b>	<b>0.40</b>	<b>-</b>	<b>-</b>	<b>0.00</b>	<b>1.29</b>	<b>-</b>
<b>Country-Allocable</b>										
Papua New Guinea	0.80	0.40	-	-	0.40	-	-	-	0.80	-
<b>Region-Allocable</b>										
Oceania	0.49	0.49	-	-	-	-	-	0.00	0.49	-
<b>Global/Unallocable</b>	<b>1.24</b>	<b>-</b>	<b>-</b>	<b>-</b>	<b>0.40</b>	<b>-</b>	<b>-</b>	<b>-</b>	<b>0.40</b>	<b>0.84</b>
<b>Bilateral Humanitarian Assistance</b>	<b>793.10</b>	<b>403.22</b>	<b>25.92</b>	<b>4.90</b>	<b>215.72</b>	<b>113.66</b>	<b>5.99</b>	<b>22.00</b>	<b>791.41</b>	<b>1.69</b>
<b>Recipient Organization</b>										
African Development Fund	0.16	-	-	-	-	-	0.15	0.01	0.16	-
Caribbean Development Bank	5.23	0.02	-	-	-	-	5.21	-	5.23	-
Central Emergency Response Fund	29.40	19.71	-	-	6.67	3.01	-	-	29.40	-
Food and Agricultural Organisation	0.49	0.05	-	-	-	-	0.04	0.40	0.49	-
Global Environment Facility Trust Fund	6.42	-	-	-	-	-	1.94	4.48	6.42	-
Inter-American Development Bank, Inter-American Investment Corporation, Multilateral Investment Fund and Fund for Special Operations	0.04	-	-	-	-	-	0.03	0.01	0.04	-
International Bank for Reconstruction and Development	10.42	-	-	-	-	-	-	-	-	10.42
International Development Association	22.52	-	-	-	-	-	-	-	-	22.52
United Nations Children's Fund	1.49	0.56	-	-	-	0.45	-	0.48	1.49	-
United Nations Development Programme	6.91	0.02	-	-	-	0.07	3.16	3.66	6.91	-
United Nations Office of the United Nations High Commissioner for Refugees	12.60	12.60	-	-	-	-	-	-	12.60	-
United Nations Population Fund	3.99	-	-	-	-	3.99	-	0.00	3.99	-
United Nations Relief and Works Agency for Palestine Refugees in the Near East	1.41	1.41	-	-	-	-	-	-	1.41	-
World Food Programme	22.99	-	-	-	19.39	0.12	2.52	0.96	22.99	-
World Health Organisation	1.82	-	-	-	-	0.04	-	1.78	1.82	-
<b>Multilateral Humanitarian Assistance</b>	<b>125.91</b>	<b>34.38</b>	<b>-</b>	<b>-</b>	<b>26.06</b>	<b>7.68</b>	<b>13.05</b>	<b>11.79</b>	<b>92.96</b>	<b>32.95</b>
<b>Total - Humanitarian Assistance</b>	<b>919.01</b>	<b>437.59</b>	<b>25.92</b>	<b>4.90</b>	<b>241.79</b>	<b>121.34</b>	<b>19.04</b>	<b>33.79</b>	<b>884.37</b>	<b>34.64</b>

(1) Other government departments providing humanitarian assistance are Finance Canada, the International Development Research Centre, the Department of National Defence, Environment and Climate Change Canada, the Canadian Space Agency, the Public Health Agency of Canada, and the province of Quebec.

(2) Projects coded to Africa are included under Sub-Saharan Africa because the majority of the benefits will incur to countries in that region.

(3) The OECD-DAC recently created new sector classification and some projects are coded against the new structure.

## Section C

### CANADIAN INTERNATIONAL ASSISTANCE BY RECIPIENT ORGANIZATION

C1: Summary of Global Affairs Canada International Assistance by Type of Organization

This table includes ODA and other official assistance expenditures in \$ millions and excludes operations and management costs as well as Services Rendered Abroad.

	TOTAL	Geographic Programs	Global Issues and Development	Partnerships for Development Innovation	International Security and Political Affairs	Other Programs (4)
<b>Canadian Organizations</b>	<b>1 089,00</b>	<b>451,81</b>	<b>274,16</b>	<b>320,67</b>	<b>34,92</b>	<b>7,44</b>
Civil Society (1)	933,97	350,03	266,99	296,72	13,78	6,44
Government	64,92	30,82	7,14	9,61	16,35	1,00
Private Sector	90,11	70,96	0,02	14,34	4,79	-
<b>Foreign Organizations</b>	<b>578,42</b>	<b>306,19</b>	<b>169,07</b>	<b>2,87</b>	<b>98,05</b>	<b>2,24</b>
Civil Society (1)	350,55	111,65	168,82	-	67,85	2,24
Government (2)	182,47	172,70	-	-	9,77	-
Private Sector	45,40	21,84	0,25	2,87	20,43	-
<b>Multilateral Organizations (3)</b>	<b>2 695,52</b>	<b>629,82</b>	<b>1 900,85</b>	<b>-</b>	<b>163,00</b>	<b>1,86</b>
Grants and Contributions	2 429,91	629,82	1 635,23	-	163,00	1,86
Payments to International Financial Institutions	265,62	-	265,62	-	-	-
Local Technical Cooperation	10,88	3,54	-	-	7,34	-
<b>Total</b>	<b>4 373,83</b>	<b>1 391,37</b>	<b>2 344,07</b>	<b>323,54</b>	<b>303,31</b>	<b>11,54</b>

(1) For a detailed breakdown of transfer payments to civil society organizations, please consult Section 6 of the Public Accounts of Canada.

(2) Global Affairs Canada's assistance to foreign governments is based on program-based approaches (such as budget support and pooled funding), in line with the Paris Declaration on Aid Effectiveness.

(3) More information on contributions to multilateral organizations can be found in Table C2 of this report.

(4) Other: Includes Strategic Policy, and International Business Development and Innovation Branch.

### Types of Organizations



## CANADIAN INTERNATIONAL ASSISTANCE BY RECIPIENT ORGANIZATION

C2: International Assistance by Multilateral Organization

This table includes ODA and other official assistance expenditures in \$ millions and excludes operations and management costs as well as Services Rendered Abroad.

Recipient Organization	TOTAL	Global Affairs Canada			Other Government Departments						
		Institutional support to multilateral organizations	Bilateral	Total	Department of Finance Canada	Province of Quebec	Environment and Climate Change Canada	Others (2)	Total		
<b>United Nations agency, fund or commission</b>	<b>1,265.57</b>	<b>311.78</b>	<b>555.06</b>	<b>282.20</b>	<b>99.03</b>	<b>1,248.07</b>	-	<b>0.88</b>	<b>11.62</b>	<b>5.00</b>	<b>17.50</b>
CERF	29.40	29.40	-	-	-	29.40	-	-	-	-	-
UNCD	0.33	0.33	-	-	-	0.33	-	-	-	-	-
UNEP	3.80	3.80	-	-	-	3.80	-	-	-	-	-
ESCAP	3.80	3.80	-	-	-	3.80	-	-	-	-	-
ECA	2.41	-	3.80	2.41	-	2.41	-	-	-	-	-
ECLAC	0.01	-	-	-	-	0.01	-	-	-	-	-
FAO	25.23	15.65	1.20	8.34	15.38	18.99	0.04	0.01	0.01	0.01	0.04
IAEA-TCF	18.99	3.62	-	-	-	3.62	-	-	-	-	-
IAEA-Assessed	5.18	5.18	-	-	-	5.18	-	-	-	-	-
IFAD	25.00	25.00	-	-	-	25.00	-	-	-	-	-
International Fund for Agricultural Development	13.40	8.40	-	5.00	-	13.40	-	-	-	-	-
ILO-RBSA	0.54	-	-	-	-	0.54	-	-	-	0.54	0.54
International Labour Organisation - Assessed Contributions	0.99	-	-	-	-	0.99	-	-	-	0.99	0.99
ILO-RBSA	0.99	-	-	-	-	0.99	-	-	-	0.99	0.99
ITU	5.00	5.00	-	-	-	5.00	-	-	-	-	-
UNAIDS	18.31	18.18	-	-	0.13	18.31	-	-	-	-	-
UN	213.19	16.20	149.85	46.21	0.94	213.19	-	-	-	-	-
UNICEF	39.58	33.16	-	-	6.41	39.58	-	-	-	-	-
UNDPKO	4.00	-	-	-	4.00	4.00	-	-	-	-	-
UNDP	156.76	40.00	6.90	84.22	24.36	155.48	-	-	1.28	-	1.28
UNESCO	10.48	7.04	1.00	0.03	-	8.08	-	0.40	-	2.01	2.41
UNWOMEN	27.78	6.50	1.70	11.73	7.85	27.78	-	-	-	-	-
UNEP	8.16	0.49	0.49	-	-	0.49	-	0.40	7.27	-	7.67
UNFCCC	0.61	0.61	-	-	-	0.61	-	-	-	-	-
OHCHR	9.95	5.00	0.10	1.10	3.65	9.85	-	-	-	-	-
UNIDO	0.14	-	-	0.14	-	0.14	-	-	-	-	-
UNITAR	4.75	-	-	-	0.50	4.75	-	-	-	-	-
UNMAS	29.51	-	-	4.25	0.50	4.75	-	-	-	-	-
UNOPS	31.43	-	17.00	7.35	5.16	29.51	-	-	-	-	-
UNOCHA	79.20	12.60	30.93	0.50	-	31.43	-	-	-	-	-
UNHCR	9.30	-	66.54	-	-	79.14	-	0.01	0.05	0.06	0.06
UNODC	6.84	-	-	-	9.29	9.29	-	0.02	-	-	0.02
PF Window 1	0.59	-	-	-	6.84	6.84	-	-	-	-	-
PF Window 2	100.84	15.60	35.55	49.54	0.59	100.69	-	0.02	-	0.14	0.15
UNRWA	30.00	20.00	10.00	-	-	30.00	-	-	-	-	-
UNRWA	2.00	2.00	-	-	-	2.00	-	-	-	-	-
UNU	0.06	0.06	-	-	-	0.06	-	-	-	-	-
UNVFVT	0.39	-	-	-	-	0.39	-	-	-	0.39	0.39
UPU	275.55	25.00	197.86	52.70	-	275.55	-	-	-	-	-
WFP	41.73	14.22	14.00	6.60	6.81	41.63	-	-	0.10	0.10	0.10
WHO-CVCA	0.07	0.02	-	-	-	0.02	-	-	-	0.05	0.05
WIPO	3.03	-	-	-	-	3.03	-	-	3.03	-	3.03
WMO	0.01	-	-	-	-	0.01	-	-	-	0.01	0.01
UNWTO	30.86	3.00	18.15	2.09	6.62	29.86	-	-	0.04	0.73	0.76

## CANADIAN INTERNATIONAL ASSISTANCE BY RECIPIENT ORGANIZATION

C2: International Assistance by Multilateral Organization

This table includes ODA and other official assistance expenditures in \$ millions and excludes operations and management costs as well as Services Rendered Abroad.

Recipient Organization	TOTAL	Global Affairs Canada				Other Government Departments				
		Institutional support to multilateral organizations	Global Initiatives	Geographic Programs	Other Programs (1)	Department of Finance Canada	Province of Quebec	Environment and Climate Change Canada	Others (2)	Total
<b>International Monetary Fund (IMF)</b>	<b>25.00</b>	-	<b>9.00</b>	<b>16.00</b>	-	-	-	-	-	-
<b>World Bank Group (WB)</b>	<b>1,119.81</b>	-	<b>130.00</b>	<b>245.80</b>	-	<b>743.21</b>	-	-	<b>0.81</b>	<b>744.02</b>
IBRD	500.51	-	130.00	119.36	-	250.40	-	-	0.75	251.15
IDA	457.88	-	-	16.27	-	441.61	-	-	-	441.61
IDA-MDSI	51.20	-	-	-	-	51.20	-	-	-	51.20
IFC	92.22	-	-	92.16	-	-	-	-	0.06	0.06
Other World Bank Group (WB)	18.00	-	-	18.00	-	-	-	-	-	-
<b>World Trade Organisation (WTO)</b>	<b>0.95</b>	<b>0.95</b>	-	-	-	-	-	-	-	-
WTO-ITC	0.95	0.95	-	-	-	-	-	-	-	-
World Trade Organisation - International Trade Centre	-	-	-	-	-	-	-	-	-	-
<b>Regional Development Banks</b>	<b>369.10</b>	<b>178.01</b>	<b>117.00</b>	<b>20.65</b>	-	<b>53.44</b>	-	-	-	<b>53.44</b>
Af-DF	108.53	108.53	-	-	-	-	-	-	-	-
African Development Fund	108.53	108.53	-	-	-	-	-	-	-	-
AsDB	58.46	32.96	21.50	4.00	-	53.44	-	-	-	53.44
Asian Development Bank	58.46	32.96	21.50	4.00	-	53.44	-	-	-	53.44
AIIB	53.44	17.59	-	6.10	-	-	-	-	-	-
Asian Infrastructure Investment Bank	53.44	17.59	-	6.10	-	-	-	-	-	-
CDB	23.69	0.57	-	-	-	-	-	-	-	-
Caribbean Development Bank	23.69	0.57	-	-	-	-	-	-	-	-
IDB FSO	0.57	18.37	95.50	10.20	-	-	-	-	-	-
Inter-American Development Bank, Fund for Special Operations	0.57	18.37	95.50	10.20	-	-	-	-	-	-
Inter-American Development Bank, Inter-American Investment Corporation and Multilateral Investment Fund	124.07	0.00	-	0.35	-	-	-	-	-	-
IDB	124.07	0.00	-	0.35	-	-	-	-	-	-
Multilateral Investment Fund	0.35	0.00	-	0.35	-	-	-	-	-	-
Other Regional Development Banks	0.35	0.00	-	0.35	-	-	-	-	-	-
<b>Other Multilateral Institutions</b>	<b>756.32</b>	<b>661.86</b>	<b>6.84</b>	<b>17.91</b>	<b>43.26</b>	<b>16.83</b>	<b>3.15</b>	<b>6.47</b>	<b>0.30</b>	<b>26.44</b>
Adaptation Fund	3.00	-	-	-	-	-	3.00	-	-	3.00
AU	2.00	-	-	2.00	-	-	-	-	-	-
African Union (excluding peacekeeping facilities)	2.00	-	-	2.00	-	-	-	-	-	-
ASEAN	2.02	-	-	-	2.02	-	-	-	-	-
Association of South East Asian Nations: Economic Co-operation	2.02	-	-	-	2.02	-	-	-	-	-
CARICOM	0.22	-	-	-	0.22	-	-	-	-	-
Caribbean Community Secretariat	0.22	-	-	-	0.22	-	-	-	-	-
CGIAR	10.10	10.00	-	-	-	-	-	0.10	-	0.10
Consultative Group on International Agricultural Research	10.10	10.00	-	-	-	-	-	0.10	-	0.10
CF	1.14	1.14	-	-	-	-	-	-	-	-
Commonwealth Foundation	1.14	1.14	-	-	-	-	-	-	-	-
COL	2.60	2.60	-	-	-	-	-	-	-	-
Commonwealth of Learning	2.60	2.60	-	-	-	-	-	-	-	-
Commonwealth Secretariat	6.77	6.77	-	-	-	-	-	-	-	-
Geneva International Centre for Humanitarian Demining	0.78	-	-	-	0.78	-	-	-	-	-
GICHD	0.78	-	-	-	0.78	-	-	-	-	-
Global Alliance for Vaccines and Immunization	116.00	116.00	-	-	-	-	-	-	-	-
GAVI	116.00	116.00	-	-	-	-	-	-	-	-
Global Environment Facility Trust Fund	54.75	54.75	-	-	-	-	-	-	-	-
GEF	54.75	54.75	-	-	-	-	-	-	-	-
Global Fund	265.67	261.67	4.00	-	-	-	-	-	-	-
Global Environment Facility Trust Fund	265.67	261.67	4.00	-	-	-	-	-	-	-
Green Climate Fund	132.00	132.00	-	-	-	-	-	-	-	-
GCF	132.00	132.00	-	-	-	-	-	-	-	-
Inter-American Institute for Co-operation on Agriculture	3.79	3.79	-	-	-	-	-	0.30	-	0.30
IICA	3.79	3.79	-	-	-	-	-	0.30	-	0.30
Intergovernmental Panel on Climate Change	0.30	-	-	-	-	-	-	-	-	-
IPCC	0.30	-	-	-	-	-	-	-	-	-
International Development Law Organisation	1.00	-	-	1.00	-	-	-	-	0.02	0.02
IDLO	1.00	-	-	1.00	-	-	-	-	0.04	0.04
International Institute for Democracy and Electoral Assistance	0.02	-	-	-	-	-	-	-	2.53	2.53
IDEA	0.02	-	-	-	-	-	-	-	2.53	2.53
International Network for Bamboo and Rattan	0.04	-	-	-	-	-	-	-	-	-
INBAR	0.04	-	-	-	-	-	-	-	-	-
International Organisation for Migration	24.93	17.65	2.09	-	2.67	-	-	-	-	-
IOM	24.93	17.65	2.09	-	2.67	-	-	-	-	-
International Organisation for Migration	42.66	28.14	0.60	-	-	-	-	13.83	0.09	13.92
International Organisation of the Francophonie	42.66	28.14	0.60	-	-	-	-	13.83	0.09	13.92
OIF	42.66	28.14	0.60	-	-	-	-	13.83	0.09	13.92
International Renewable Energy Agency	0.54	0.54	-	-	-	-	-	-	-	-
IRENA	0.54	0.54	-	-	-	-	-	-	-	-
JSCA	1.74	-	-	1.74	-	-	-	-	-	-
Justice Studies Centre of the Americas	1.74	-	-	1.74	-	-	-	-	-	-
MFPMP	10.53	7.85	-	-	-	-	-	2.67	-	2.67
Multilateral Fund for the Implementation of the Montreal Protocol	10.53	7.85	-	-	-	-	-	2.67	-	2.67
OECD	3.60	10.84	-	2.09	1.20	-	-	-	0.32	0.32
Organisation for Economic Co-operation and Development	3.60	10.84	-	2.09	1.20	-	-	-	0.32	0.32
OAS	17.75	13.15	-	2.11	4.69	-	-	-	0.10	0.10
Organisation of American States	17.75	13.15	-	2.11	4.69	-	-	-	0.10	0.10
OAS	13.82	12.63	0.90	3.84	0.67	-	-	-	-	-
Organization for Security and Co-operation in Europe	13.82	12.63	0.90	3.84	0.67	-	-	-	-	-
OSCE	13.82	12.63	0.90	3.84	0.67	-	-	-	-	-
PAHO	18.02	-	16.31	3.04	31.02	-	-	0.05	2.75	2.80
Pan-American Health Organisation	18.02	-	16.31	3.04	31.02	-	-	0.05	2.75	2.80
Other Multilateral Institutions	20.55	-	-	-	-	-	-	-	-	-
<b>Total</b>	<b>3,536.76</b>	<b>1,152.61</b>	<b>817.90</b>	<b>582.56</b>	<b>142.29</b>	<b>796.65</b>	<b>17.71</b>	<b>14.77</b>	<b>12.27</b>	<b>841.40</b>

(1) Global Affairs Canada other branches include Strategic Policy, International Security and Legal Branch.

(2) Other government departments are the International Development Research Centre; Employment and Social Development Canada; Innovation, Science and Economic Development Canada; Public Health Agency of Canada; Canada Revenue Agency; Parks Canada; Canada Post; Immigration, Refugees and Citizenship Canada; Canadian Intellectual Property Office and Statistics Canada.





## Section D

### CANADIAN INTERNATIONAL ASSISTANCE BY RECIPIENT

D1: International Assistance by Channel and Continent

This table includes ODA and other official assistance expenditures in \$ millions.

Recipient	TOTAL	Global Affairs Canada						Other Government Departments					Total
		Geographic Programs	Partnerships for Development Innovation	Global Issues and Development	International Security and Political Affairs	Others (1)	Total	Department of Finance Canada	International Development Research Centre	Environment and Climate Change Canada	Provinces, Territories and Municipalities	Others (2)	
<b>Africa</b>	<b>2 416,36</b>	<b>656,40</b>	<b>185,69</b>	<b>1 116,69</b>	<b>59,34</b>	<b>41,29</b>	<b>2 059,40</b>	<b>278,48</b>	<b>58,65</b>	<b>1,86</b>	<b>17,40</b>	<b>0,58</b>	<b>356,96</b>
<b>Sub-Saharan Africa (3)</b>	<b>2 416,36</b>	<b>656,40</b>	<b>185,69</b>	<b>1 116,69</b>	<b>59,34</b>	<b>41,28</b>	<b>2 059,98</b>	-	58,65	1,86	17,40	0,26	<b>78,17</b>
Bilateral Aid	<b>1 548,15</b>	656,40	185,69	529,80	56,81	41,28	<b>1 469,98</b>	-	58,65	1,86	17,40	0,17	<b>37,64</b>
Country-allocable	<b>1 055,71</b>	502,47	173,80	313,80	28,00	0,00	<b>1 018,07</b>	-	25,76	1,79	9,93	0,17	<b>37,64</b>
of which ODA	<b>1 045,72</b>	502,47	173,57	313,80	18,24	0,00	<b>1 008,08</b>	-	25,76	1,79	9,93	0,17	<b>37,64</b>
Unallocable by country	<b>492,44</b>	153,93	11,89	216,00	28,81	41,28	<b>451,92</b>	-	32,89	0,07	7,47	0,10	<b>40,52</b>
of which ODA	<b>481,91</b>	153,93	11,89	216,00	18,30	41,26	<b>441,39</b>	-	32,89	0,07	7,47	0,10	<b>40,52</b>
Multilateral Aid	<b>868,21</b>	-	-	586,89	2,53	0,00	<b>589,42</b>	278,48	-	-	-	0,31	<b>278,79</b>
United Nations agency, fund or commission	<b>145,16</b>	-	-	142,31	2,53	0,00	<b>144,84</b>	-	-	-	-	0,31	<b>0,31</b>
Regional Development Banks	<b>108,53</b>	-	-	108,53	-	-	<b>108,53</b>	-	-	-	-	-	-
World Bank Group (WB)	<b>278,48</b>	-	-	-	-	-	-	278,48	-	-	-	-	<b>278,48</b>
Other multilateral organizations	<b>336,04</b>	-	-	336,04	-	-	<b>336,04</b>	-	-	-	-	-	-
<b>North Africa</b>	<b>84,64</b>	<b>17,40</b>	<b>2,36</b>	<b>14,01</b>	<b>5,78</b>	-	<b>39,54</b>	<b>42,09</b>	<b>1,81</b>	-	<b>1,21</b>	-	<b>45,11</b>
Bilateral Aid	<b>37,00</b>	17,40	2,36	8,64	5,59	-	<b>33,99</b>	-	1,81	-	1,21	-	<b>3,02</b>
Country-allocable	<b>34,75</b>	17,40	2,36	6,59	5,59	-	<b>31,94</b>	-	1,60	-	1,21	-	<b>2,81</b>
of which ODA	<b>29,77</b>	17,40	2,36	6,59	0,62	-	<b>26,96</b>	-	1,60	-	1,21	-	<b>2,81</b>
Unallocable by country	<b>2,26</b>	-	-	2,05	0,00	-	<b>2,05</b>	-	0,21	-	-	-	<b>0,21</b>
of which ODA	<b>2,26</b>	-	-	2,05	-	-	<b>2,05</b>	-	0,21	-	-	-	<b>0,21</b>
Multilateral Aid	<b>47,64</b>	-	-	5,37	0,18	-	<b>5,55</b>	42,09	-	-	-	-	<b>42,09</b>
United Nations agency, fund or commission	<b>3,13</b>	-	-	2,95	0,18	-	<b>3,13</b>	-	-	-	-	-	-
Regional Development Banks	-	-	-	-	-	-	-	-	-	-	-	-	-
World Bank Group (WB)	<b>42,09</b>	-	-	-	-	-	-	42,09	-	-	-	-	<b>42,09</b>
Other multilateral organizations	<b>2,42</b>	-	-	2,42	-	-	<b>2,42</b>	-	-	-	-	-	-
<b>Total - Africa</b>	<b>2 501,00</b>	<b>673,80</b>	<b>188,05</b>	<b>1 130,69</b>	<b>65,11</b>	<b>41,29</b>	<b>2 098,94</b>	<b>320,57</b>	<b>60,46</b>	<b>1,86</b>	<b>18,61</b>	<b>0,58</b>	<b>402,07</b>
<b>Middle East</b>	<b>617,26</b>	<b>151,95</b>	<b>3,49</b>	<b>362,33</b>	<b>58,48</b>	<b>5,00</b>	<b>581,25</b>	<b>22,25</b>	<b>5,76</b>	-	<b>0,93</b>	<b>7,07</b>	<b>36,01</b>
Bilateral Aid	<b>553,65</b>	131,95	3,49	341,34	58,20	5,00	<b>539,99</b>	-	5,76	-	0,93	6,98	<b>13,67</b>
Country-allocable	<b>498,02</b>	117,62	3,37	323,92	45,80	-	<b>490,70</b>	-	3,80	-	0,93	2,58	<b>7,32</b>
of which ODA	<b>484,08</b>	117,62	3,37	323,92	31,86	-	<b>476,77</b>	-	3,80	-	0,93	2,58	<b>7,32</b>
Unallocable by country	<b>55,63</b>	14,33	0,12	17,43	12,41	5,00	<b>49,28</b>	-	1,96	-	-	4,39	<b>6,35</b>
of which ODA	<b>54,88</b>	14,33	0,12	17,43	11,65	5,00	<b>48,53</b>	-	1,96	-	-	4,39	<b>6,35</b>
Multilateral Aid	<b>63,61</b>	20,00	-	20,98	0,28	-	<b>41,27</b>	22,25	-	-	-	0,09	<b>22,34</b>
United Nations agency, fund or commission	<b>35,69</b>	20,00	-	15,32	0,28	-	<b>35,60</b>	-	-	-	-	0,09	<b>0,09</b>
Regional Development Banks	-	-	-	-	-	-	-	-	-	-	-	-	-
World Bank Group (WB)	<b>22,25</b>	-	-	-	-	-	-	22,25	-	-	-	-	<b>22,25</b>
Other multilateral organizations	<b>5,66</b>	-	-	5,66	-	-	<b>5,66</b>	-	-	-	-	-	-
<b>Asia</b>	<b>1 349,86</b>	<b>322,63</b>	<b>62,22</b>	<b>452,99</b>	<b>81,72</b>	<b>33,00</b>	<b>952,56</b>	<b>333,90</b>	<b>22,76</b>	<b>1,99</b>	<b>37,68</b>	<b>0,97</b>	<b>397,30</b>
Bilateral Aid	<b>774,92</b>	322,63	62,22	216,73	77,13	32,99	<b>711,70</b>	-	22,76	1,96	37,68	0,82	<b>63,22</b>
Country-allocable	<b>503,55</b>	298,19	56,71	89,40	43,45	0,06	<b>487,80</b>	-	10,82	1,96	2,21	0,77	<b>15,75</b>
of which ODA	<b>465,81</b>	298,19	56,71	89,40	5,71	0,06	<b>450,06</b>	-	10,82	1,96	2,21	0,77	<b>15,75</b>
Unallocable by country	<b>271,37</b>	24,45	5,51	127,33	33,68	32,94	<b>223,90</b>	-	11,94	-	35,47	0,05	<b>47,47</b>
of which ODA	<b>254,29</b>	24,45	5,51	127,33	16,61	32,92	<b>206,81</b>	-	11,94	-	35,47	0,05	<b>47,47</b>
Multilateral Aid	<b>574,94</b>	-	-	236,27	4,59	0,00	<b>240,86</b>	333,90	-	0,04	-	0,14	<b>334,08</b>
United Nations agency, fund or commission	<b>52,54</b>	-	-	50,21	2,18	0,00	<b>52,40</b>	-	-	-	-	0,14	<b>0,14</b>
Regional Development Banks	<b>85,63</b>	-	-	-	-	32,19	<b>32,19</b>	53,44	-	-	-	-	<b>53,44</b>
World Bank Group (WB)	<b>280,46</b>	-	-	-	-	-	-	280,46	-	-	-	-	<b>280,46</b>
Other multilateral organizations	<b>156,31</b>	-	-	186,05	2,41	32,19	<b>156,28</b>	0,00	-	0,04	-	-	<b>0,04</b>

# CANADIAN INTERNATIONAL ASSISTANCE BY RECIPIENT

D1: International Assistance by Channel and Continent

This table includes ODA and other official assistance expenditures in \$ millions.

Recipient	TOTAL	Global Affairs Canada						Other Government Departments					
		Geographic Programs	Partnerships for Development Innovation	Global Issues and Development	International Security and Political Affairs	Others (1)	Total	Department of Finance Canada	International Development Research Centre	Environment and Climate Change Canada	Provinces, Territories and Municipalities	Others (2)	Total
<b>Americas</b>	<b>888,26</b>	<b>279,00</b>	<b>66,18</b>	<b>307,19</b>	<b>73,10</b>	<b>30,93</b>	<b>756,39</b>	<b>85,62</b>	<b>25,69</b>	<b>4,28</b>	<b>9,83</b>	<b>6,44</b>	<b>131,86</b>
Bilateral Aid	639,24	251,74	66,18	173,21	71,34	30,93	593,40	-	25,69	4,28	9,83	6,04	45,84
Country-allocable	338,70	178,93	60,23	33,89	39,28	2,05	314,38	-	9,58	4,09	6,38	4,28	24,33
of which ODA	310,23	177,83	59,98	33,89	12,84	1,59	286,14	-	9,58	3,85	6,38	4,28	24,09
Unallocable by country	300,53	72,81	5,95	139,32	32,06	28,88	279,02	-	16,11	0,19	3,45	1,76	21,51
of which ODA	283,85	72,81	5,95	139,32	15,40	28,86	262,34	-	16,11	0,19	3,45	1,76	21,51
Multilateral Aid	249,02	27,26	-	133,97	1,76	0,00	163,00	85,62	-	-	-	0,40	86,02
United Nations agency, fund or commission	26,84	-	-	24,67	1,76	0,00	26,44	-	-	-	-	0,40	0,40
Regional Development Banks	36,52	-	-	36,52	-	-	36,52	-	-	-	-	-	-
World Bank Group (WB)	85,62	-	-	-	-	-	-	85,62	-	-	-	-	85,62
Other multilateral organizations	100,04	27,26	-	72,78	-	-	100,04	-	-	-	-	-	-
<b>Europe</b>	<b>170,28</b>	<b>45,03</b>	<b>0,88</b>	<b>54,68</b>	<b>35,86</b>	<b>5,41</b>	<b>141,87</b>	<b>24,25</b>	<b>0,05</b>	<b>-</b>	<b>0,74</b>	<b>3,37</b>	<b>28,41</b>
Bilateral Aid	97,02	45,03	0,88	13,21	28,38	5,41	92,90	-	0,05	-	0,74	3,33	4,12
Country-allocable	59,45	42,07	0,30	5,76	7,61	-	55,74	-	0,05	-	0,34	3,33	3,71
of which ODA	57,41	42,07	0,30	5,76	5,56	-	53,70	-	0,05	-	0,34	3,33	3,71
Unallocable by country	37,57	2,96	0,58	7,45	20,77	5,41	37,16	-	-	-	0,41	-	0,41
of which ODA	27,58	2,96	0,58	7,45	10,80	5,39	27,17	-	-	-	0,41	-	0,41
Multilateral Aid	73,25	-	-	41,48	7,48	0,00	48,96	24,25	-	-	-	0,04	24,29
United Nations agency, fund or commission	13,19	-	-	11,96	1,19	0,00	13,15	-	-	-	-	0,04	0,04
Regional Development Banks	-	-	-	-	-	-	-	-	-	-	-	-	-
World Bank Group (WB)	24,25	-	-	-	-	-	-	24,25	-	-	-	-	24,25
Other multilateral organizations	35,81	-	-	29,52	6,30	-	35,81	-	-	-	-	-	-
<b>Oceania</b>	<b>48,15</b>	<b>2,97</b>	<b>0,27</b>	<b>16,88</b>	<b>17,54</b>	<b>0,42</b>	<b>38,08</b>	<b>10,06</b>	<b>-</b>	<b>-</b>	<b>0,01</b>	<b>-</b>	<b>10,06</b>
Bilateral Aid	27,95	2,97	0,27	6,80	17,49	0,42	27,94	-	-	-	0,01	-	0,01
Country-allocable	2,85	1,00	0,25	0,80	0,80	-	2,85	-	-	-	-	-	-
of which ODA	2,05	1,00	0,25	0,80	-	-	2,05	-	-	-	-	-	-
Unallocable by country	25,10	1,97	0,02	6,00	16,69	0,42	25,10	-	-	-	0,01	-	0,01
of which ODA	15,68	1,97	0,02	6,00	7,29	0,40	15,68	-	-	-	0,01	-	0,01
Multilateral Aid	20,20	-	-	10,09	0,05	-	10,14	10,06	-	-	-	-	10,06
United Nations agency, fund or commission	2,34	-	-	2,29	0,05	-	2,34	-	-	-	-	-	-
Regional Development Banks	0,77	-	-	0,77	-	-	0,77	-	-	-	-	-	-
World Bank Group (WB)	10,06	-	-	-	-	-	-	10,06	-	-	-	-	10,06
Other multilateral organizations	7,03	-	-	7,03	-	-	7,03	-	-	-	-	-	-
<b>Global / Unallocable</b>	<b>820,09</b>	<b>0,94</b>	<b>13,97</b>	<b>49,13</b>	<b>9,95</b>	<b>4,42</b>	<b>78,42</b>	<b>-</b>	<b>41,29</b>	<b>11,67</b>	<b>267,39</b>	<b>421,33</b>	<b>741,68</b>
Bilateral Aid	751,02	0,94	13,97	1,38	4,83	3,88	25,00	-	41,29	5,03	260,93	418,76	726,01
of which ODA	749,18	0,94	13,97	1,38	2,99	3,88	23,16	-	41,29	5,03	260,93	418,76	726,01
of which refugee costs	631,51	-	-	-	-	-	-	-	-	-	244,92	386,59	631,51
Multilateral Aid	69,08	-	-	47,75	5,13	0,54	53,41	-	-	6,65	6,45	2,56	15,66
<b>Summary</b>													
Bilateral International Assistance	4 428,96	1 429,06	335,06	1 291,11	319,76	119,91	3 494,90	-	156,01	13,12	328,73	436,20	934,06
Multilateral International Assistance	1 965,94	47,26	-	1 082,79	22,00	0,56	1 152,61	796,65	-	6,68	6,45	3,55	813,33
<b>Total - International Assistance</b>	<b>6 394,90</b>	<b>1 476,32</b>	<b>335,06</b>	<b>2 373,90</b>	<b>341,76</b>	<b>120,47</b>	<b>4 647,51</b>	<b>796,65</b>	<b>156,01</b>	<b>19,81</b>	<b>335,18</b>	<b>439,75</b>	<b>1 747,39</b>

(1) Others: Includes Strategic Policy Branch, International Business Development and Innovation Branch, Services Rendered Abroad, and corporate operations and management costs of non-programming branches.  
(2) A complete list of all other government departments providing international assistance can be found in table A of this report.  
(3) Projects coded to Africa are included under Sub-Saharan Africa because the majority of the benefits will incur to countries in that region.

## CANADIAN INTERNATIONAL ASSISTANCE BY RECIPIENT

D1.1 : Total International Assistance by Recipient and Type of Aid.

This table includes ODA and other official assistance expenditures in \$ millions.

Recipient	TOTAL	Global Affairs Canada			Other Government Departments (2)		
		Bilateral	Multilateral	Total	Bilateral	Multilateral	Total
<b>Africa</b>	<b>2,501.00</b>	<b>1,503.97</b>	<b>594.97</b>	<b>2,098.94</b>	<b>81.19</b>	<b>320.88</b>	<b>402.07</b>
<b>Sub-Saharan Africa (1)</b>	<b>2,416.36</b>	<b>1,469.98</b>	<b>589.42</b>	<b>2,059.40</b>	<b>78.17</b>	<b>278.79</b>	<b>356.96</b>
<b>Country-allocable</b>							
AGO Angola	5.68	0.10	4.00	4.10	-	1.58	1.58
BEN Benin	33.83	22.43	6.55	28.99	1.42	3.43	4.84
BWA Botswana	2.66	0.27	1.58	1.85	0.35	0.46	0.81
BFA Burkina Faso	76.17	48.44	11.75	60.19	3.34	12.64	15.98
BDI Burundi	17.11	6.71	7.67	14.38	0.08	2.65	2.73
CMR Cameroon	35.67	18.47	11.16	29.63	1.23	4.81	6.04
CPV Cabo Verde	1.22	0.29	0.69	0.97	-	0.24	0.24
CAF Central African Republic	35.56	20.15	12.32	32.47	0.05	3.04	3.09
TCD Chad	22.65	11.48	7.21	18.69	0.08	3.88	3.96
COM Comoros	2.43	0.27	1.86	2.13	-	0.29	0.29
COD Democratic Republic of Congo	135.31	81.66	37.78	119.45	0.85	15.01	15.86
COG Congo	3.53	0.52	1.85	2.36	0.02	1.15	1.16
CIV Côte d'Ivoire	30.35	11.34	8.89	20.23	2.37	7.75	10.12
DJI Djibouti	3.36	1.76	1.06	2.82	0.01	0.54	0.55
GNQ Equatorial Guinea	0.42	0.30	0.12	0.42	-	-	-
ERI Eritrea	3.81	0.06	3.75	3.81	-	-	-
SWZ Eswatini	2.67	0.41	2.19	2.61	-	0.06	0.06
ETH Ethiopia	203.15	103.37	32.69	136.06	1.05	66.04	67.09
GAB Gabon	1.90	0.42	0.44	0.87	0.03	1.01	1.04
GMB Gambia	4.82	0.13	3.55	3.68	0.09	1.05	1.14
GHA Ghana	85.54	67.52	11.43	78.95	2.20	4.39	6.60
GIN Guinea	15.07	3.58	7.04	10.62	0.14	4.31	4.45
GNB Guinea-Bissau	4.69	0.29	2.64	2.93	0.06	1.70	1.76
KEN Kenya	95.04	45.26	21.02	66.28	5.12	23.64	28.76
LSO Lesotho	4.12	0.22	2.76	2.98	-	1.13	1.13
LBR Liberia	11.90	1.59	7.48	9.07	-0.00	2.83	2.83
MDG Madagascar	20.31	3.17	10.73	13.89	0.30	6.11	6.41
MWI Malawi	37.43	14.00	18.56	32.56	0.76	4.11	4.87
MLI Mali	139.93	111.91	19.68	131.59	0.67	7.66	8.34
MRT Mauritania	6.71	1.93	3.56	5.50	0.07	1.14	1.22
MUS Mauritius	0.76	0.31	0.39	0.70	0.06	-	0.06
MOZ Mozambique	80.35	54.55	16.80	71.34	0.44	8.57	9.01
NAM Namibia	2.53	0.30	2.03	2.32	0.21	-	0.21
NER Niger	35.63	14.84	11.63	26.47	0.30	8.87	9.17
NGA Nigeria	115.15	52.94	31.11	84.05	1.58	29.52	31.11
RWA Rwanda	36.25	13.38	14.68	28.06	0.33	7.86	8.19
STP Sao Tome and Principe	1.81	0.30	1.17	1.48	-	0.33	0.33
SEN Senegal	68.55	52.13	8.29	60.42	3.71	4.42	8.12
SYC Seychelles	0.23	0.23	-	0.23	-	-	-
SLE Sierra Leone	10.53	2.04	7.07	9.11	0.46	0.96	1.42
SOM Somalia	30.70	23.50	7.13	30.63	0.07	-	0.07
ZAF South Africa	20.52	4.93	10.76	15.69	3.66	1.18	4.83
SSD South Sudan	92.70	80.20	11.53	91.73	0.20	0.77	0.97
SDN Sudan	38.95	22.50	16.44	38.94	0.00	-	0.00
TZA Tanzania	132.78	89.85	22.97	112.81	2.37	17.60	19.97
TGO Togo	10.92	3.71	4.33	8.04	0.71	2.17	2.88
UGA Uganda	55.26	18.32	28.08	46.39	2.01	6.85	8.87
ZMB Zambia	23.22	4.68	13.31	17.99	0.85	4.38	5.24
ZWE Zimbabwe	21.13	1.32	19.43	20.75	0.38	-	0.38
<b>Region-Allocable</b>							
Sub-Saharan Africa	51.80	38.74	1.64	40.38	9.71	1.71	11.42
West Africa	6.66	6.66	-	6.66	-	-	-
East Africa	4.78	4.78	-	4.78	-	-	-
Africa	532.11	401.73	98.62	500.34	30.82	0.95	31.77
<b>North Africa</b>	<b>84.64</b>	<b>33.99</b>	<b>5.55</b>	<b>39.54</b>	<b>3.02</b>	<b>42.09</b>	<b>45.11</b>
<b>Country-allocable</b>							
DZA Algeria	2.03	1.04	0.88	1.92	0.12	-	0.12
EGY Egypt	34.61	4.34	1.48	5.82	0.66	28.13	28.80
ESH Western Sahara	0.29	-	0.29	0.29	-	-	-
LYB Libya	8.43	7.52	0.91	8.43	0.00	-	0.00
MAR Morocco	17.72	10.04	1.31	11.35	1.40	4.97	6.37
TUN Tunisia	19.29	9.00	0.68	9.68	0.63	8.98	9.61
<b>Region-Allocable</b>							
North Africa	2.27	2.05	0.01	2.06	0.21	-	0.21
<b>Middle East</b>	<b>617.26</b>	<b>539.99</b>	<b>41.27</b>	<b>581.25</b>	<b>13.67</b>	<b>22.34</b>	<b>36.01</b>
<b>Country-allocable</b>							
ISR Israel	0.24	0.24	-	0.24	-	-	-
IRQ Iraq	77.25	71.40	2.21	73.61	1.21	2.42	3.63
IRN Iran	3.14	1.95	0.82	2.76	0.38	-	0.38
JOR Jordan	118.22	104.47	4.74	109.21	1.91	7.10	9.01
LBN Lebanon	89.77	81.00	6.14	87.14	1.25	1.38	2.63
PSE West Bank and Gaza	46.43	29.53	14.36	43.89	2.54	-	2.54
SYR Syria	150.38	146.68	3.67	150.35	0.03	-	0.03
YEM Yemen	72.86	55.44	6.07	61.51	-	11.35	11.35
<b>Region-Allocable</b>							
Middle East	58.97	49.28	3.25	52.53	6.35	0.09	6.44

## CANADIAN INTERNATIONAL ASSISTANCE BY RECIPIENT

D1.1 : Total International Assistance by Recipient and Type of Aid.

This table includes ODA and other official assistance expenditures in \$ millions.

Recipient	TOTAL	Global Affairs Canada			Other Government Departments (2)		
		Bilateral	Multilateral	Total	Bilateral	Multilateral	Total
<b>Asia</b>	<b>1,349.86</b>	<b>711.70</b>	<b>240.86</b>	<b>952.56</b>	<b>63.22</b>	<b>334.08</b>	<b>397.30</b>
<b>Country-allocable</b>							
AFG Afghanistan	197.38	178.74	11.16	189.89	0.02	7.47	7.49
ARM Armenia	2.53	0.07	1.35	1.42	-	1.11	1.11
AZE Azerbaijan	4.27	0.06	2.65	2.71	-	1.56	1.56
BGD Bangladesh	199.29	131.99	17.30	149.29	1.47	48.53	50.00
BTN Bhutan	2.26	0.10	1.02	1.12	0.07	1.07	1.14
CHN China	41.02	0.56	12.12	12.68	2.85	25.49	28.34
GEO Georgia	3.24	0.06	2.21	2.26	-	0.98	0.98
IDN Indonesia	64.80	29.96	14.92	44.88	1.01	18.90	19.91
IND India	94.55	7.83	27.37	35.20	3.71	55.63	59.34
KGZ Kyrgyzstan	4.84	0.11	2.95	3.06	-	1.78	1.78
KHM Cambodia	9.12	3.52	4.09	7.62	0.77	0.73	1.50
PRK Democratic Republic of Korea	8.02	5.71	2.30	8.02	-	-	-
KAZ Kazakhstan	4.81	2.14	1.58	3.72	0.00	1.09	1.09
LAO Laos	6.34	1.89	2.51	4.41	0.29	1.64	1.93
LKA Sri Lanka	14.31	6.60	3.09	9.69	0.34	4.28	4.62
MMR Myanmar	59.23	41.06	10.44	51.51	1.24	6.48	7.72
MNG Mongolia	11.53	8.01	3.03	11.04	0.00	0.49	0.49
MDV Maldives	0.41	0.08	0.18	0.26	-	0.15	0.15
MYS Malaysia	2.10	1.36	0.73	2.10	0.00	-	0.00
NPL Nepal	34.51	9.80	5.01	14.81	1.15	18.54	19.69
PHL Philippines	37.99	15.77	8.19	23.96	0.70	13.33	14.03
PAK Pakistan	63.56	21.29	23.71	45.00	0.79	17.77	18.56
THA Thailand	3.37	0.59	2.42	3.01	0.36	-	0.36
TJK Tajikistan	5.69	0.17	2.80	2.97	0.07	2.65	2.72
TLS Timor-Leste	1.75	0.21	1.38	1.59	0.00	0.16	0.16
TKM Turkmenistan	0.81	0.06	0.75	0.81	-	-	-
UZB Uzbekistan	30.17	0.06	3.95	4.01	-	26.15	26.15
VNM Vietnam	50.16	19.97	4.90	24.87	0.91	24.38	25.29
<b>Region-Allocable</b>							
Asia	363.17	203.08	60.89	263.97	45.58	53.62	99.20
South-Central Asia	4.53	4.53	-	4.53	-	-	-
South Asia	2.99	1.27	0.54	1.80	1.19	-	1.19
Central Asia	0.14	0.00	0.08	0.09	-	0.05	0.05
South-East Asia	20.84	14.86	5.23	20.09	0.70	0.04	0.74
Eastern Asia	0.16	0.16	-	0.16	-	-	-
<b>Americas</b>	<b>888.26</b>	<b>593.40</b>	<b>163.00</b>	<b>756.39</b>	<b>45.84</b>	<b>86.02</b>	<b>131.86</b>
<b>Country-allocable</b>							
ATG Antigua and Barbuda	0.28	0.09	0.19	0.28	-	-	-
ARG Argentina	24.50	0.24	4.80	5.04	1.07	18.38	19.46
BRB Barbados	0.38	0.38	-	0.38	-	-	-
BOL Bolivia	19.75	15.27	1.88	17.16	1.14	1.45	2.59
BRA Brazil	19.33	1.19	8.57	9.77	1.09	8.47	9.56
BHS Bahamas	0.07	0.07	-	0.07	-	-	-
BLZ Belize	11.45	1.37	9.99	11.36	0.04	0.05	0.09
CHL Chile	10.16	7.92	-	7.92	2.24	-	2.24
COL Colombia	97.33	69.69	4.60	74.29	2.08	20.95	23.03
CRI Costa Rica	5.24	1.59	1.30	2.90	0.13	2.21	2.34
CUB Cuba	7.28	6.07	0.98	7.05	0.22	-	0.22
DMA Dominica	9.02	6.08	2.80	8.88	-	0.14	0.14
DOM Dominican Republic	5.70	2.84	1.91	4.75	0.19	0.76	0.95
ECU Ecuador	9.80	2.34	3.30	5.64	0.70	3.46	4.16
GRD Grenada	1.96	0.35	0.58	0.93	-	1.03	1.03
GTM Guatemala	24.64	17.52	2.53	20.05	0.92	3.67	4.59
GUY Guyana	4.47	2.12	1.07	3.19	-	1.29	1.29
HND Honduras	30.44	27.71	2.20	29.91	0.26	0.27	0.53
HTI Haiti	96.35	78.87	6.30	85.16	7.69	3.50	11.19
JAM Jamaica	7.74	5.63	1.20	6.83	0.28	0.63	0.91
KNA Saint Kitts and Nevis	0.04	0.04	-	0.04	-	-	-
LCA Saint Lucia	1.34	0.61	0.57	1.18	-	0.15	0.15
MEX Mexico	34.22	19.03	3.99	23.02	2.46	8.74	11.20
NIC Nicaragua	10.42	6.67	1.10	7.77	0.50	2.15	2.65
PAN Panama	5.00	1.76	1.48	3.25	0.22	1.54	1.76
PER Peru	39.48	30.28	1.73	32.01	1.91	5.56	7.47
PRY Paraguay	3.50	0.42	1.91	2.33	0.42	0.75	1.17
SUR Suriname	1.32	0.99	0.34	1.32	-	-	-
SLV El Salvador	6.89	3.39	2.56	5.95	0.53	0.41	0.95
TTO Trinidad and Tobago	0.17	0.17	-	0.17	-	-	-
URY Uruguay	0.12	0.12	-	0.12	-	-	-
VCT Saint Vincent and the Grenadines	3.39	0.52	2.64	3.16	0.20	0.04	0.23
VEN Venezuela	4.09	3.01	1.03	4.04	0.05	-	0.05
<b>Region-Allocable</b>							
Americas	225.51	132.26	88.23	220.49	4.63	0.40	5.02
Central America	25.09	23.87	0.53	24.40	0.68	-	0.68
South America	74.22	57.02	1.61	58.63	15.59	-	15.59
Caribbean	67.57	65.87	1.07	66.94	0.62	0.01	0.63

## CANADIAN INTERNATIONAL ASSISTANCE BY RECIPIENT

D1.1: Total International Assistance by Recipient and Type of Aid.

This table includes ODA and other official assistance expenditures in \$ millions.

Recipient	TOTAL	Global Affairs Canada			Other Government Departments (2)		
		Bilateral	Multilateral	Total	Bilateral	Multilateral	Total
<b>Europe</b>	<b>170.28</b>	<b>92.90</b>	<b>48.96</b>	<b>141.87</b>	<b>4.12</b>	<b>24.29</b>	<b>28.41</b>
<b>Country-allocable</b>							
ALB Albania	2.46	0.10	1.03	1.13	-	1.33	1.33
BIH Bosnia and Herzegovina	5.43	0.17	2.48	2.65	-	2.78	2.78
BLR Belarus	3.22	0.10	0.93	1.03	-	2.18	2.18
KV Kosovo	2.94	0.10	2.56	2.67	-	0.28	0.28
MDA Moldova	2.42	0.15	1.03	1.17	-	1.25	1.25
MNE Montenegro	0.78	0.06	0.59	0.65	-	0.13	0.13
MKD North Macedonia	1.76	0.06	1.23	1.29	-	0.46	0.46
SRB Serbia	4.20	0.11	1.43	1.53	-	2.66	2.66
TUR Turkey	10.30	0.21	0.72	0.93	0.09	9.29	9.37
UKR Ukraine	66.86	54.69	4.66	59.34	3.63	3.89	7.51
YUG Yugoslavia	0.04	-	0.04	0.04	-	-	-
<b>Region-Allocable</b>							
Europe	69.86	37.16	32.25	69.41	0.41	0.04	0.45
<b>Oceania</b>	<b>48.15</b>	<b>27.94</b>	<b>10.14</b>	<b>38.08</b>	<b>0.01</b>	<b>10.06</b>	<b>10.06</b>
<b>Country-allocable</b>							
COK Cook Islands	0.18	-	0.18	0.18	-	-	-
FJI Fiji	1.63	0.37	0.97	1.34	-	0.29	0.29
FSM Micronesia	0.82	-	0.03	0.03	-	0.79	0.79
KIR Kiribati	0.77	-	0.43	0.43	-	0.34	0.34
MHL Marshall Islands	0.39	-	0.31	0.31	-	0.08	0.08
NRU Nauru	0.08	-	0.08	0.08	-	-	-
NIU Niue Islands	0.11	-	0.11	0.11	-	-	-
PNG Papua New Guinea	10.86	1.60	3.29	4.89	-	5.97	5.97
PLW Palau	0.07	-	0.07	0.07	-	-	-
SLB Solomon Islands	1.33	0.30	0.85	1.15	-	0.18	0.18
TKL Tokelau	0.01	-	0.01	0.01	-	-	-
TON Tonga	0.89	-	0.37	0.37	-	0.51	0.51
TUV Tuvalu	0.51	-	0.18	0.18	-	0.33	0.33
VUT Vanuatu	1.90	0.58	0.44	1.02	-	0.88	0.88
WSM Samoa	1.42	-	0.82	0.82	-	0.60	0.60
<b>Region-Allocable</b>							
Oceania	27.20	25.10	2.00	27.09	0.01	0.10	0.10
<b>Global / Unallocable (3)</b>	<b>820.09</b>	<b>25.00</b>	<b>53.41</b>	<b>78.42</b>	<b>726.01</b>	<b>15.66</b>	<b>741.68</b>
<b>International Assistance</b>	<b>6,394.90</b>	<b>3,494.90</b>	<b>1,152.61</b>	<b>4,647.51</b>	<b>934.06</b>	<b>813.33</b>	<b>1,747.39</b>

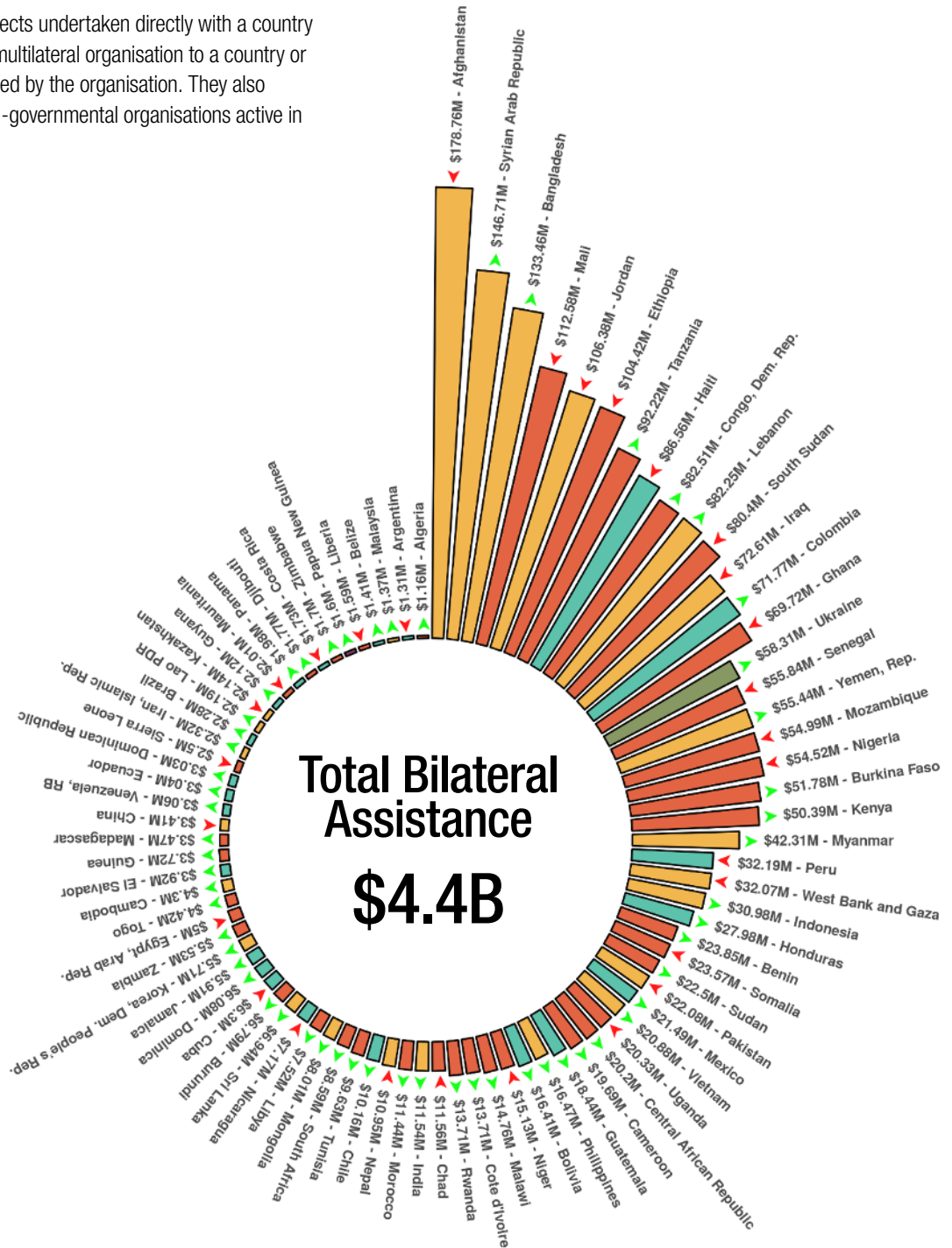
(1) Projects coded to Africa are included under Sub-Saharan Africa because the majority of the benefits will incur to countries in that region.

(2) A complete list of all other government departments providing international assistance can be found in table A of this report.

(3) Unallocable aid are disbursements that cannot be identified for any particular recipient or sector (e.g. costs of refugees in Canada and imputed student costs).

# CANADA'S BILATERAL INTERNATIONAL ASSISTANCE BY COUNTRY<sup>1</sup>

Bilateral assistance<sup>2</sup> includes projects undertaken directly with a country or funding channelled through a multilateral organisation to a country or to programmes and funds managed by the organisation. They also encompass transactions with non-governmental organisations active in development.



<sup>1</sup> Regional funding and countries receiving less than 1 million are excluded for illustrative purposes.

## CANADIAN INTERNATIONAL ASSISTANCE BY RECIPIENT

D2: Bilateral International Assistance  
This table includes ODA and other official assistance expenditures in \$ millions.

Recipient	Global Affairs Canada				Other Government Departments				Total				
	Geographic Programs	Global Issues and Development: Humanitarian Assistance Division	Global Initiatives	Partnerships for Development Innovation	International Security and Political Affairs	Others (1)	Total						
<b>Africa - Total</b>	<b>673.80</b>	<b>293.69</b>	<b>244.75</b>	<b>188.05</b>	<b>62.40</b>	<b>41.28</b>	<b>1,503.97</b>	<b>60.46</b>	<b>0.11</b>	<b>1.86</b>	<b>18.61</b>	<b>0.06</b>	<b>81.19</b>
<b>Sub-Saharan Africa (4)</b>	<b>656.40</b>	<b>287.10</b>	<b>242.70</b>	<b>185.69</b>	<b>56.81</b>	<b>41.28</b>	<b>1,469.98</b>	<b>58.65</b>	<b>0.11</b>	<b>1.86</b>	<b>17.40</b>	<b>0.06</b>	<b>78.17</b>
<b>Country-allocable</b>													
Angola	0.10	-	-	-	-	-	0.10	-	-	-	-	-	-
Benin	15.26	-	1.17	5.95	0.06	-	22.43	0.28	-	-	1.13	-	1.42
Botswana	0.10	-	-	0.18	-	-	0.27	0.35	-	-	-	0.00	0.35
Burkina Faso	28.01	0.43	8.25	10.15	1.60	-	48.44	0.95	-	-	2.39	-	3.34
Burundi	0.47	1.91	1.17	2.03	1.14	-	6.71	0.08	-	-	0.01	-	0.08
Cameroon	1.05	9.56	1.17	5.71	0.98	-	18.47	0.31	-	-	0.91	-	1.23
Cabo Verde	0.06	-	-	0.23	-	-	0.29	-	-	-	-	-	-
Central African Republic	20.20	17.39	1.17	17.39	0.46	-	20.15	0.05	0.00	-	-	-	0.05
Chad	11.56	9.67	1.17	11.48	0.34	-	11.48	0.08	-	-	-	-	0.08
Comoros	0.27	0.04	-	0.23	-	-	0.27	-	-	-	-	-	-
Democratic Republic of Congo	82.51	47.01	1.17	11.41	0.86	-	81.66	0.74	-	-	0.11	-	0.85
Congo	0.53	0.07	-	0.24	0.20	-	0.52	0.32	-	0.85	0.02	-	0.02
Côte d'Ivoire	13.71	-	7.49	2.92	0.06	-	11.34	-	-	-	1.20	-	2.37
Djibouti	1.77	1.36	-	0.28	-	-	1.76	-	-	-	-	0.01	0.01
Equatorial Guinea	0.30	0.07	-	0.23	-	-	0.30	-	-	-	-	-	-
Eritrea	0.06	-	-	-	-	-	0.06	-	-	-	-	-	-
Eswatini	0.41	-	-	0.34	-	-	0.41	-	-	-	-	-	-
Ethiopia	104.42	24.37	3.67	8.59	-	-	103.37	0.89	-	-	0.16	-	1.05
Gabon	0.46	0.09	-	0.34	-	-	0.42	0.03	-	-	-	-	0.03
Gambia	0.21	-	-	0.07	-	-	0.13	0.09	-	-	-	-	0.09
Ghana	69.72	52.81	1.17	13.88	0.82	-	67.52	0.14	-	-	0.17	-	2.20
Guinea	3.72	2.06	-	0.32	0.03	-	3.58	0.06	-	-	-	-	0.14
Guinea-Bissau	0.35	0.06	-	0.23	-	-	0.29	0.06	-	-	-	-	0.06
Kenya	50.39	16.79	4.09	17.29	1.59	-	45.26	5.11	-	-	0.01	0.01	5.12
Lesotho	0.22	0.08	-	0.14	-	-	0.22	-	-	-	-	-	-
Liberia	1.59	-	-	0.10	0.03	-	1.59	0.00	-	-	-	-	0.00
Liberia	1.45	-	-	0.10	0.03	-	1.59	0.00	-	-	-	-	0.00
Madagascar	3.47	1.04	1.17	0.80	0.16	-	3.17	0.10	-	-	0.20	-	0.30
Malawi	14.76	0.21	-	12.62	-	-	14.00	0.68	-	-	0.08	-	0.76
Mali	112.58	78.70	2.29	14.00	9.71	-	111.91	0.26	0.11	-	0.30	-	0.67
Mauritania	2.01	1.32	-	0.23	0.30	-	1.93	0.07	-	-	-	-	0.07
Mauritius	0.37	-	-	0.08	-	-	0.31	0.06	-	-	-	-	0.06
Mozambique	54.99	46.94	1.17	6.35	-	-	54.55	0.41	-	-	0.03	0.01	0.44
Namibia	0.50	0.08	0.19	0.03	-	-	0.30	0.21	-	-	-	-	0.21
Niger	15.13	8.64	3.25	0.28	2.60	-	14.84	0.27	-	-	0.03	-	0.30
Nigeria	54.52	20.12	2.53	4.98	1.99	-	52.94	1.58	-	-	-	-	1.58
Rwanda	13.71	0.61	-	10.74	-	-	13.38	0.15	-	-	0.18	-	0.33
Sao Tome and Principe	0.20	0.07	-	0.23	-	-	0.30	-	-	-	-	-	-
Senegal	55.84	36.20	2.37	13.29	0.08	-	58.33	1.16	-	0.94	1.60	-	3.71
Seychelles	0.23	-	-	0.23	-	-	0.23	-	-	-	-	-	-
Sierra Leone	2.57	0.21	1.17	0.08	0.58	-	3.03	0.44	-	-	0.03	-	0.46
South Africa	23.57	22.87	-	0.08	0.46	-	23.50	0.04	-	-	0.02	0.01	0.07
South Sudan	8.59	2.69	-	2.24	0.46	-	4.93	2.61	-	-	1.04	0.00	3.66
South Sudan	80.40	43.43	1.17	0.19	2.81	-	80.20	0.20	-	-	-	-	0.20
Sudan	22.50	0.07	-	0.01	0.33	-	22.50	0.00	-	-	-	-	0.00
Tanzania	92.22	68.76	4.23	16.64	4.22	-	89.85	2.30	-	-	0.06	-	2.37
Togo	4.42	0.07	2.93	0.70	-	-	3.71	0.50	-	-	0.21	-	0.71
Uganda	20.33	13.03	0.45	4.23	0.16	-	18.32	1.96	-	-	0.05	0.01	2.01
Zambia	5.53	0.47	-	3.60	-	-	4.68	0.85	-	-	-	-	0.85
Zimbabwe	1.70	0.83	-	0.50	-	-	1.32	0.37	-	-	0.01	0.01	0.38
<b>Region-Allocable</b>													
Sub-Saharan Africa	48.44	2.42	34.75	1.24	0.33	-	38.74	9.68	-	0.02	-	-	9.71
West Africa	6.66	5.19	0.56	-	0.92	-	6.66	-	-	-	-	-	-
East Africa	4.78	4.66	-	-	0.12	-	4.78	23.20	-	-	-	-	-
Africa	432.55	24.83	155.86	10.65	27.44	41.28	401.73	-	-	0.05	7.47	-	30.82
<b>North Africa</b>	<b>37.00</b>	<b>6.59</b>	<b>2.05</b>	<b>2.36</b>	<b>5.59</b>	<b>-</b>	<b>33.99</b>	<b>1.81</b>	<b>-</b>	<b>-</b>	<b>1.21</b>	<b>-</b>	<b>3.02</b>
<b>Country-allocable</b>													
Algeria	1.16	0.61	-	-	0.30	-	1.04	0.03	-	-	0.09	-	0.12
Egypt	5.00	3.76	-	0.50	0.48	-	4.34	0.58	-	-	0.09	-	0.66
Libya	7.52	5.97	-	1.43	1.03	-	7.52	0.00	-	-	0.09	-	0.00
Morocco	11.44	8.43	-	0.48	1.12	-	10.04	0.00	-	-	0.95	-	0.00
Tunisia	9.63	4.97	-	1.37	2.66	-	9.00	0.54	-	-	0.09	-	0.63
<b>Region-Allocable</b>	<b>2.26</b>	<b>-</b>	<b>2.05</b>	<b>-</b>	<b>0.00</b>	<b>-</b>	<b>2.05</b>	<b>0.21</b>	<b>-</b>	<b>-</b>	<b>-</b>	<b>-</b>	<b>0.21</b>



## CANADIAN INTERNATIONAL ASSISTANCE BY RECIPIENT

D2: Bilateral International Assistance  
This table includes ODA and other official assistance expenditures in \$ millions.

Recipient	TOTAL	Global Affairs Canada				Other Government Departments							
		Geographic Programs	Global Issues and Development Humanitarian Assistance Division	Global Initiatives	Partnerships for Development Innovation	International Security and Political Affairs	Others (1)	Total	International Development Research Centre	Royal Canadian Mounted Police	Environment and Climate Change Canada	Provinces, Territories and Municipalities (2)	Others (3)
<b>Middle East</b>	<b>553.65</b>	<b>131.95</b>	<b>324.27</b>	<b>17.08</b>	<b>3.49</b>	<b>58.20</b>	<b>5.00</b>	<b>539.99</b>	<b>5.76</b>	<b>2.13</b>	<b>0.93</b>	<b>4.85</b>	<b>13.67</b>
Israel	0.24					0.34		0.24					
Iraq	72.61	13.45	43.49			14.44		71.40	0.01	1.18			1.21
Iran	2.32					0.03		1.95	0.00			0.38	0.38
Japan	106.38	61.44	35.96			5.36		1.95	0.92		0.55	0.44	1.91
Lebanon	82.25	15.77	57.05			1.70		81.00	1.25				1.25
West Bank and Gaza	32.07	25.04	2.00			7.78		29.53	1.60	0.94			2.54
Syria	146.71	1.93	130.75			1.23		146.68	0.03				0.03
Yemen	55.44		54.67			0.01		55.44					
<b>Region-Allocable</b>	<b>55.63</b>	<b>14.33</b>	<b>96.97</b>	<b>17.08</b>	<b>62.22</b>	<b>77.13</b>	<b>32.99</b>	<b>711.70</b>	<b>22.76</b>	<b>1.96</b>	<b>37.68</b>	<b>0.67</b>	<b>63.22</b>
<b>Asia</b>	<b>774.92</b>	<b>322.63</b>	<b>119.76</b>	<b>119.76</b>	<b>62.22</b>	<b>77.13</b>	<b>32.99</b>	<b>711.70</b>	<b>22.76</b>	<b>1.96</b>	<b>37.68</b>	<b>0.67</b>	<b>63.22</b>
<b>Country-allocable</b>	<b>178.76</b>	<b>128.35</b>	<b>17.13</b>	<b>2.08</b>	<b>3.47</b>	<b>27.71</b>	<b>0.07</b>	<b>178.74</b>	<b>0.07</b>	<b>0.07</b>	<b>0.02</b>	<b>0.02</b>	<b>0.02</b>
Afghanistan	0.07	0.06						0.06					
Armenia	0.06	0.06						0.06					
Azerbaijan	133.46	79.38	39.14			1.06		131.99	1.27		0.16	0.02	1.47
Bangladesh	0.17	0.10						0.10	0.07				0.07
Bhutan	3.41	0.48				0.01		0.56	0.26		1.55	0.87	2.85
China	0.06	0.06						0.06					
Georgia	30.98	20.42	1.67			1.37		29.96				0.05	0.47
Indonesia	11.54	0.10	2.29			0.32		7.83	0.49			0.64	1.01
India	0.11	0.08						0.11	3.05			0.02	3.71
Kyrgyzstan	4.30	0.27				0.03		3.52	0.51			0.26	0.77
Cambodia	5.71		2.79			2.92		5.71					
Democratic Republic of Korea	2.14	0.08				0.05		2.14					
Kazakhstan	2.19	0.27				2.06		2.14					
Laos	6.94	4.75				1.52		1.89	0.29			0.00	0.00
Sri Lanka	42.31	25.53	7.51			1.18		6.60	0.32			0.01	0.34
Myanmar	8.01	6.76				3.14		4.06	1.22			0.03	1.24
Mongolia	0.08	0.08						0.08					0.00
Maldives	1.37	0.09				0.05		1.36	0.00				0.00
Malaysia	10.95	0.10				1.23		1.36	1.13			0.02	1.15
Nepal	16.47	9.51	0.75			7.28		9.80	0.67			0.03	0.70
Philippines	22.08	5.97	6.21			4.33		15.77	0.73			0.06	0.79
Pakistan	0.95	0.28				6.53		21.29	0.33				0.36
Thailand	0.24	0.09				0.31		0.59	0.07				0.07
Tajikistan	0.11	0.11				0.10		0.21	0.00				0.00
Timor-Leste	0.06	0.06				0.04		0.06	0.00				0.00
Turkmenistan	0.06	0.06						0.06					
Uzbekistan	0.06	0.06						0.06					
Vietnam	20.88	15.06				4.65		19.97	0.40		0.25	0.02	0.91
<b>Region-Allocable</b>	<b>248.66</b>	<b>20.21</b>	<b>21.77</b>	<b>95.02</b>	<b>5.51</b>	<b>27.62</b>	<b>32.94</b>	<b>203.08</b>	<b>10.08</b>	<b>0.25</b>	<b>35.47</b>	<b>0.03</b>	<b>45.58</b>
Asia	4.53					0.53		4.53	1.19				1.19
South-Central Asia	2.46							0.00	0.68			0.02	0.70
South Asia	0.00							0.00					
Central Asia	15.56	4.24				5.36		14.86					
South-East Asia	0.16					0.16		0.16					
Eastern Asia	0.16					0.16		0.16					

# CANADIAN INTERNATIONAL ASSISTANCE BY RECIPIENT

D2: Bilateral International Assistance

This table includes ODA and other official assistance expenditures in \$ millions.

Recipient	Global Affairs Canada										Other Government Departments				
	Geographic Programs	Global Issues and Development Assistance Division	Global Initiatives	Partnerships for Development Innovation	International Security and Political Affairs	Others (1)	Total	International Development Research Centre	Royal Canadian Mounted Police	Environment and Climate Change Canada	Provinces, Territories and Municipalities (2)	Others (3)	Total		
<b>Americas</b>	<b>251.74</b>	<b>39.55</b>	<b>133.66</b>	<b>66.18</b>	<b>71.34</b>	<b>30.93</b>	<b>593.40</b>	<b>25.69</b>	<b>3.82</b>	<b>4.28</b>	<b>9.83</b>	<b>1.43</b>	<b>45.84</b>		
<b>Country-allocable</b>															
Antigua and Barbuda	0.07	-	-	0.02	-	-	0.09	-	-	-	-	-	-		
Argentina	0.14	-	-	0.08	0.02	-	0.24	1.07	-	-	-	0.00	1.07		
Barbados	0.30	-	-	0.00	0.07	-	0.38	-	-	-	-	-	-		
Bolivia	6.21	-	1.72	7.26	0.09	-	15.27	0.41	-	-	0.72	0.01	1.14		
Brazil	2.28	-	-	0.20	0.06	0.24	1.19	0.66	-	-	0.42	0.01	1.09		
Bahamas	0.07	-	-	0.70	0.01	-	0.77	-	-	-	-	-	-		
Belize	1.41	-	-	0.17	0.40	-	1.37	-	-	-	0.04	-	0.04		
Chile	0.62	-	-	0.20	6.64	0.46	7.92	1.37	-	2.24	0.47	0.00	2.08		
Colombia	48.04	8.10	-	3.18	10.37	-	69.69	0.13	-	0.24	0.00	-	0.13		
Costa Rica	0.39	-	-	0.43	0.78	-	1.59	-	-	0.16	-	-	0.22		
Cuba	6.30	-	-	-	2.25	0.14	6.07	-	-	-	-	-	-		
Dominica	5.83	-	-	0.25	-	-	6.08	-	-	-	-	-	-		
Dominican Republic	0.42	0.59	-	0.42	1.65	-	2.84	-	-	0.16	0.03	-	0.19		
Ecuador	0.42	1.37	-	0.47	0.09	-	2.34	0.39	-	-	0.31	-	0.70		
Grenada	0.12	-	-	0.17	0.06	-	0.35	-	-	-	-	-	-		
Guatemala	18.44	0.72	0.30	10.42	1.17	-	17.52	0.83	-	-	0.08	0.00	0.92		
Guyana	2.12	0.77	-	1.32	0.02	-	2.12	0.17	-	0.05	0.05	-	0.26		
Honduras	27.98	0.94	0.15	4.21	1.28	-	27.71	0.89	-	0.05	0.05	-	0.99		
Haiti	86.56	53.03	4.74	15.87	5.05	-	78.87	0.26	3.82	2.98	0.65	-	7.69		
Jamaica	5.91	0.59	-	1.44	1.03	-	5.63	-	-	0.02	-	-	0.28		
Saint Kitts and Nevis	0.04	-	-	-	-	-	0.04	-	-	-	-	-	-		
Saint Lucia	0.37	-	-	0.24	-	-	0.61	-	-	-	-	-	-		
Mexico	21.49	2.73	9.55	0.09	5.45	1.22	19.03	1.23	-	0.86	0.14	0.23	2.46		
Nicaragua	7.17	2.66	0.15	3.12	-	-	6.67	0.11	-	-	0.40	-	0.50		
Panama	1.98	0.40	-	0.17	1.19	-	1.76	0.06	-	0.16	-	-	0.22		
Peru	32.19	19.48	0.10	10.02	0.17	-	30.28	1.01	-	0.07	0.65	0.17	1.91		
Paraguay	0.84	0.30	-	-	0.12	-	0.42	-	-	-	-	-	0.42		
Suriname	0.99	0.91	-	0.06	0.02	-	0.99	-	-	-	-	-	-		
El Salvador	3.92	1.57	0.30	0.40	1.06	-	3.99	0.35	-	0.16	0.03	-	0.53		
Trinidad and Tobago	0.17	0.06	-	0.04	0.07	-	0.17	-	-	-	-	-	-		
Uruguay	0.12	-	-	-	0.12	-	0.12	-	-	-	-	-	-		
Saint Vincent and the Grenadines	0.72	-	-	0.00	0.04	-	0.52	0.20	-	-	-	-	0.20		
Venezuela	3.06	0.17	-	2.80	-	-	3.06	0.02	-	-	0.02	-	0.05		
<b>Region-Allocable</b>															
Americas	136.88	15.40	33.25	5.95	29.25	24.55	132.26	-	-	0.19	3.45	0.19	4.63		
Central America	24.55	0.13	20.06	-	1.44	0.43	23.87	0.63	-	-	-	0.05	0.68		
South America	72.61	2.58	47.75	4.35	0.25	2.09	57.02	15.33	-	-	-	0.25	15.59		
Caribbean	66.49	0.01	20.16	-	1.12	1.80	65.87	0.14	-	-	-	0.47	0.62		
<b>Europe</b>	<b>97.02</b>	<b>6.84</b>	<b>6.37</b>	<b>0.88</b>	<b>28.38</b>	<b>5.41</b>	<b>92.90</b>	<b>0.05</b>	<b>3.23</b>	<b>-</b>	<b>0.74</b>	<b>0.10</b>	<b>4.12</b>		
<b>Country-allocable</b>															
Albania	0.10	-	-	-	-	-	0.10	-	-	-	-	-	-		
Bosnia and Herzegovina	0.17	0.12	-	0.05	-	-	0.17	-	-	-	-	-	-		
Belarus	0.10	-	-	0.00	-	-	0.10	-	-	-	-	-	-		
Kosovo	0.10	-	-	-	0.01	-	0.10	-	-	-	-	-	-		
Moldova	0.15	-	-	-	-	-	0.15	-	-	-	-	-	-		
Montenegro	0.06	-	-	-	-	-	0.06	-	-	-	-	-	-		
North Macedonia	0.06	-	-	-	-	-	0.06	-	-	-	-	-	-		
Serbia	0.11	0.06	-	0.04	-	-	0.11	-	-	-	-	-	-		
Turkey	0.29	0.06	-	0.03	0.12	-	0.21	0.05	-	0.16	0.04	-	0.09		
Ukraine	58.31	41.27	-	0.17	7.48	-	54.69	-	3.23	-	0.30	0.10	3.63		
<b>Region-Allocable</b>	<b>37.57</b>	<b>1.07</b>	<b>6.37</b>	<b>0.58</b>	<b>20.77</b>	<b>5.41</b>	<b>37.16</b>	<b>-</b>	<b>-</b>	<b>-</b>	<b>0.41</b>	<b>-</b>	<b>0.41</b>		
<b>Oceania</b>	<b>27.95</b>	<b>1.29</b>	<b>5.51</b>	<b>0.27</b>	<b>17.49</b>	<b>0.42</b>	<b>27.94</b>	<b>-</b>	<b>-</b>	<b>-</b>	<b>0.01</b>	<b>-</b>	<b>0.01</b>		
<b>Country-allocable</b>															
Fiji	0.37	-	-	0.02	-	-	0.37	-	-	-	-	-	-		
Papua New Guinea	1.60	0.80	-	-	0.80	-	1.60	-	-	-	-	-	-		
Solomon Islands	0.30	-	-	0.00	-	-	0.30	-	-	-	-	-	-		
Vanuatu	0.58	0.35	-	0.23	-	-	0.58	-	-	-	-	-	-		
<b>Region-Allocable</b>	<b>25.10</b>	<b>1.97</b>	<b>0.49</b>	<b>5.51</b>	<b>0.02</b>	<b>16.69</b>	<b>25.10</b>	<b>-</b>	<b>-</b>	<b>-</b>	<b>0.01</b>	<b>-</b>	<b>0.01</b>		
<b>Global / Unallocable (5)</b>	<b>751.02</b>	<b>0.94</b>	<b>0.40</b>	<b>0.98</b>	<b>13.97</b>	<b>4.83</b>	<b>25.00</b>	<b>41.29</b>	<b>5.85</b>	<b>5.03</b>	<b>260.93</b>	<b>408.70</b>	<b>726.01</b>		
<b>International Bilateral Assistance</b>	<b>4,428.96</b>	<b>1,429.06</b>	<b>528.11</b>	<b>335.06</b>	<b>319.76</b>	<b>119.91</b>	<b>3,494.90</b>	<b>156.01</b>	<b>15.13</b>	<b>13.12</b>	<b>328.73</b>	<b>415.81</b>	<b>934.06</b>		

(1) Other: Includes Strategic Policy Branch, International Business Development and Innovation Branch, Services Rendered Abroad, and corporate operations and management costs of non-programming branches.

(2) Includes the portion of the total that is allocated to the provinces and territories.

(3) A complete list of all other government departments providing international assistance can be found in table A of this report.

(4) Projects coded to Africa are included under Sub-Saharan Africa because the majority of the benefits will incur to countries in that region.

(5) Unallocable aid are disbursements that cannot be identified for any particular recipient or sector (e.g. costs of refugees in Canada and imputed student costs).



# CANADIAN INTERNATIONAL ASSISTANCE BY RECIPIENT

D3: Multilateral International Assistance

Multilateral aid in a given year cannot be precisely imputable to donors' contributions in that year, regardless of methodology used. See definition of "multilateral aid" in the Glossary for the complete explanation.

This table includes ODA and other official assistance expenditures in \$ millions.

Recipient	TOTAL	Global Affairs Canada				Other Government Departments		
		United Nations agency, fund or commission	Regional Development Banks	Other multilateral organizations	Total	Department of Finance Canada	Others (1)	Total
<b>Africa - Total</b>	<b>915.85</b>	<b>147.98</b>	<b>108.53</b>	<b>338.46</b>	<b>594.97</b>	<b>320.57</b>	<b>0.31</b>	<b>320.88</b>
<b>Sub-Saharan Africa</b>	<b>868.21</b>	<b>144.84</b>	<b>108.53</b>	<b>336.04</b>	<b>589.42</b>	<b>278.48</b>	<b>0.31</b>	<b>278.79</b>
<b>Country-allocable</b>								
Angola	5.58	0.92	0.48	2.61	4.00	1.58	-	1.58
Benin	9.98	1.71	1.65	3.19	6.55	3.43	-	3.43
Botswana	2.03	0.25	-	1.32	1.58	0.46	-	0.46
Burkina Faso	24.39	2.54	2.16	7.05	11.75	12.64	-	12.64
Burundi	10.32	3.69	0.37	3.61	7.67	2.65	-	2.65
Cameroon	15.97	1.86	2.69	6.60	11.16	4.81	-	4.81
Cabo Verde	0.93	0.32	0.12	0.25	0.69	0.24	-	0.24
Central African Republic	15.36	9.38	0.81	2.13	12.32	3.04	-	3.04
Chad	11.09	2.98	1.46	2.77	7.21	3.88	-	3.88
Comoros	2.16	0.47	0.40	0.99	1.86	0.29	-	0.29
Democratic Republic of Congo	52.79	15.36	4.85	17.57	37.78	15.01	-	15.01
Congo	3.00	0.65	0.13	1.07	1.85	1.15	-	1.15
Côte d'Ivoire	16.64	1.07	1.53	6.30	8.89	7.75	-	7.75
Djibouti	1.60	0.42	0.11	0.53	1.06	0.54	-	0.54
Equatorial Guinea	0.12	0.11	-	0.01	0.12	-	-	-
Eritrea	3.75	1.33	0.06	2.36	3.75	-	-	-
Eswatini	2.25	0.41	-	1.78	2.19	0.06	-	0.06
Ethiopia	98.74	4.57	9.17	18.95	32.69	66.04	-	66.04
Gabon	1.45	0.29	-	0.15	0.44	1.01	-	1.01
Gambia	4.61	0.84	1.40	1.31	3.55	1.05	-	1.05
Ghana	15.82	0.75	2.55	8.12	11.43	4.39	-	4.39
Guinea	11.36	2.18	1.20	3.66	7.04	4.31	-	4.31
Guinea-Bissau	4.34	0.80	0.39	1.46	2.64	1.70	-	1.70
Kenya	44.65	2.12	9.73	9.17	21.02	23.64	-	23.64
Lesotho	3.90	0.40	0.53	1.83	2.76	1.13	-	1.13
Liberia	10.31	2.05	2.37	3.06	7.48	2.83	-	2.83
Madagascar	16.84	2.97	1.96	5.80	10.73	6.11	-	6.11
Malawi	22.67	2.36	2.56	13.65	18.56	4.11	-	4.11
Mali	27.35	11.41	2.50	5.78	19.68	7.66	-	7.66
Mauritania	4.70	2.29	0.46	0.82	3.56	1.14	-	1.14
Mauritius	0.39	0.10	-	0.30	0.39	-	-	-
Mozambique	25.36	2.63	2.36	11.80	16.80	8.57	-	8.57
Namibia	2.03	0.23	-	1.80	2.03	-	-	-
Niger	20.50	3.19	3.78	4.66	11.63	8.87	-	8.87
Nigeria	60.63	4.36	3.67	23.08	31.11	29.52	-	29.52
Rwanda	22.54	1.65	6.15	6.88	14.68	7.86	-	7.86
Sao Tome and Principe	1.50	0.20	0.40	0.57	1.17	0.33	-	0.33
Senegal	12.70	2.62	1.62	4.04	8.29	4.42	-	4.42
Sierra Leone	8.03	1.79	0.68	4.60	7.07	0.96	-	0.96
Somalia	7.13	3.86	0.33	2.94	7.13	-	-	-
South Africa	11.94	0.27	-	10.49	10.76	1.18	-	1.18
South Sudan	12.30	7.91	0.68	2.93	11.53	0.77	-	0.77
Sudan	16.44	7.70	0.64	8.10	16.44	-	-	-
Tanzania	40.57	2.99	7.80	12.18	22.97	17.60	-	17.60
Togo	6.50	1.18	1.07	2.08	4.33	2.17	-	2.17
Uganda	34.93	5.55	5.74	16.79	28.08	6.85	-	6.85
Zambia	17.69	1.61	0.99	10.71	13.31	4.38	-	4.38
Zimbabwe	19.43	1.71	0.60	17.12	19.43	-	-	-
<b>Region-Allocable</b>								
Sub-Saharan Africa	3.35	1.01	-	0.64	1.64	1.71	-	1.71
Africa (2)	99.56	17.79	20.38	60.44	98.62	0.64	0.31	0.95
<b>North Africa</b>	<b>47.64</b>	<b>3.13</b>	<b>-</b>	<b>2.42</b>	<b>5.55</b>	<b>42.09</b>	<b>-</b>	<b>42.09</b>
<b>Country-allocable</b>								
Algeria	0.88	0.62	-	0.26	0.88	-	-	-
Egypt	29.61	0.65	-	0.83	1.48	28.13	-	28.13
Western Sahara	0.29	0.29	-	-	0.29	-	-	-
Libya	0.91	0.91	-	0.00	0.91	-	-	-
Morocco	6.28	0.40	-	0.91	1.31	4.97	-	4.97
Tunisia	9.66	0.26	-	0.41	0.68	8.98	-	8.98
<b>Region-Allocable</b>								
North Africa	0.01	0.01	-	-	0.01	-	-	-
<b>Middle East</b>	<b>63.61</b>	<b>35.60</b>	<b>-</b>	<b>5.66</b>	<b>41.27</b>	<b>22.25</b>	<b>0.09</b>	<b>22.34</b>
<b>Country-allocable</b>								
Iraq	4.63	1.95	-	0.26	2.21	2.42	-	2.42
Iran (3)	0.82	0.43	-	0.39	0.82	-	-	-
Jordan	11.84	4.51	-	0.23	4.74	7.10	-	7.10
Lebanon	7.52	5.95	-	0.20	6.14	1.38	-	1.38
West Bank and Gaza	14.36	14.36	-	-	14.36	-	-	-
Syria	3.67	3.66	-	0.00	3.67	-	-	-
Yemen	17.43	3.69	-	2.39	6.07	11.35	-	11.35
<b>Region-Allocable</b>								
Middle East	3.34	1.05	-	2.20	3.25	-	0.09	0.09
<b>Asia</b>	<b>574.94</b>	<b>52.40</b>	<b>32.19</b>	<b>156.28</b>	<b>240.86</b>	<b>333.90</b>	<b>0.18</b>	<b>334.08</b>
<b>Country-allocable</b>								
Afghanistan	18.63	3.60	0.52	7.04	11.16	7.47	-	7.47
Armenia	2.46	0.30	0.36	0.68	1.35	1.11	-	1.11
Azerbaijan	4.22	0.18	1.50	0.97	2.65	1.56	-	1.56
Bangladesh	65.83	6.02	2.51	8.77	17.30	48.53	-	48.53
Bhutan	2.09	0.18	0.08	0.76	1.02	1.07	-	1.07
China (4)	37.61	4.01	4.54	3.57	12.12	25.49	-	25.49
Georgia	3.19	0.72	0.34	1.15	2.21	0.98	-	0.98
Indonesia	33.82	2.77	4.80	7.36	14.92	18.90	-	18.90
India (5)	83.01	2.26	5.99	19.12	27.37	55.63	-	55.63
Kyrgyzstan	4.73	0.44	0.13	2.38	2.95	1.78	-	1.78
Cambodia	4.82	0.90	0.24	2.95	4.09	0.73	-	0.73
Democratic Republic of Korea	2.30	1.45	-	0.85	2.30	-	-	-
Kazakhstan	2.67	0.18	0.16	1.24	1.58	1.09	-	1.09
Laos	4.15	0.83	0.32	1.36	2.51	1.64	-	1.64
Sri Lanka	7.37	0.67	1.12	1.31	3.09	4.28	-	4.28
Myanmar	16.92	3.11	0.24	7.10	10.44	6.48	-	6.48
Mongolia	3.52	0.26	0.66	2.10	3.03	0.49	-	0.49
Maldives	0.32	0.15	0.02	0.01	0.18	0.15	-	0.15
Malaysia	0.73	0.28	-	0.45	0.73	-	-	-

# CANADIAN INTERNATIONAL ASSISTANCE BY RECIPIENT

D3: Multilateral International Assistance

Multilateral aid in a given year cannot be precisely imputable to donors' contributions in that year, regardless of methodology used. See definition of "multilateral aid" in the Glossary for the complete explanation.

This table includes ODA and other official assistance expenditures in \$ millions.

Recipient	TOTAL	Global Affairs Canada				Other Government Departments		
		United Nations agency, fund or commission	Regional Development Banks	Other multilateral organizations	Total	Department of Finance Canada	Others (1)	Total
Nepal	23.55	1.60	0.59	2.82	5.01	18.54	-	18.54
Philippines	21.52	2.33	1.86	4.01	8.19	13.33	-	13.33
Pakistan	41.48	2.85	1.24	19.62	23.71	17.77	-	17.77
Thailand	2.42	0.40	0.68	1.34	2.42	-	-	-
Tajikistan	5.44	0.64	0.17	1.99	2.80	2.65	-	2.65
Timor-Leste	1.54	0.39	0.07	0.92	1.38	0.16	-	0.16
Turkmenistan	0.75	0.10	0.00	0.65	0.75	-	-	-
Uzbekistan	30.10	0.45	1.56	1.94	3.95	26.15	-	26.15
Vietnam	29.28	0.81	1.38	2.70	4.90	24.38	-	24.38
<b>Region-Allocable</b>								
Asia	114.51	12.59	1.10	47.20	60.89	53.44	0.18	53.62
South Asia	0.54	0.45	-	0.09	0.54	-	-	-
Central Asia	0.14	0.08	-	-	0.08	0.05	-	0.05
South-East Asia	5.27	1.39	-	3.84	5.23	0.04	-	0.04
<b>Americas</b>	<b>249.02</b>	<b>26.44</b>	<b>36.52</b>	<b>100.04</b>	<b>163.00</b>	<b>85.62</b>	<b>0.40</b>	<b>86.02</b>
<b>Country-allocable</b>								
Antigua and Barbuda	0.19	0.01	0.02	0.15	0.19	-	-	-
Argentina	23.18	0.23	2.97	1.59	4.80	18.38	-	18.38
Bolivia	3.34	0.29	0.34	1.25	1.88	1.45	-	1.45
Brazil	17.04	0.98	3.97	3.62	8.57	8.47	-	8.47
Belize	10.04	0.24	9.61	0.14	9.99	0.05	-	0.05
Colombia	25.56	1.49	2.00	1.11	4.60	20.95	-	20.95
Costa Rica	3.52	0.16	0.47	0.67	1.30	2.21	-	2.21
Cuba	0.98	0.14	-	0.84	0.98	-	-	-
Dominica	2.94	0.03	2.69	0.08	2.80	0.14	-	0.14
Dominican Republic	2.67	0.48	0.54	0.89	1.91	0.76	-	0.76
Ecuador	6.76	1.03	1.52	0.75	3.30	3.46	-	3.46
Grenada	1.61	0.06	0.00	0.51	0.58	1.03	-	1.03
Guatemala	6.20	0.50	0.52	1.51	2.53	3.67	-	3.67
Guyana	2.36	0.15	0.69	0.23	1.07	1.29	-	1.29
Honduras	2.46	0.74	0.29	1.16	2.20	0.27	-	0.27
Haiti	9.80	2.41	0.55	3.34	6.30	3.50	-	3.50
Jamaica	1.83	0.17	0.42	0.61	1.20	0.63	-	0.63
Saint Lucia	0.73	0.00	0.57	0.00	0.57	0.15	-	0.15
Mexico	12.72	0.39	2.37	1.23	3.99	8.74	-	8.74
Nicaragua	3.25	0.35	0.10	0.66	1.10	2.15	-	2.15
Panama	3.02	0.14	0.97	0.38	1.48	1.54	-	1.54
Peru	7.30	0.39	0.35	0.99	1.73	5.56	-	5.56
Paraguay	2.66	0.26	0.49	1.16	1.91	0.75	-	0.75
Suriname	0.34	0.03	0.05	0.26	0.34	-	-	-
El Salvador	2.98	0.71	0.71	1.14	2.56	0.41	-	0.41
Saint Vincent and the Grenadines	2.68	0.01	2.55	0.07	2.64	0.04	-	0.04
Venezuela	1.03	0.80	0.00	0.22	1.03	-	-	-
<b>Region-Allocable</b>								
Americas	88.63	12.35	0.79	75.09	88.23	-	0.40	0.40
Central America	0.53	0.37	-	0.16	0.53	-	-	-
South America	1.61	1.51	-	0.10	1.61	-	-	-
Caribbean	1.07	-	0.96	0.10	1.07	0.01	-	0.01
<b>Europe</b>	<b>73.21</b>	<b>13.11</b>	<b>-</b>	<b>35.81</b>	<b>48.92</b>	<b>24.25</b>	<b>0.04</b>	<b>24.29</b>
<b>Country-allocable</b>								
Albania	2.36	0.31	-	0.72	1.03	1.33	-	1.33
Bosnia and Herzegovina	5.27	0.61	-	1.87	2.48	2.78	-	2.78
Belarus	3.11	0.17	-	0.76	0.93	2.18	-	2.18
Kosovo	2.84	0.31	-	2.25	2.56	0.28	-	0.28
Moldova	2.28	0.18	-	0.84	1.03	1.25	-	1.25
Montenegro	0.72	0.09	-	0.50	0.59	0.13	-	0.13
North Macedonia	1.69	0.27	-	0.97	1.23	0.46	-	0.46
Serbia	4.09	0.25	-	1.18	1.43	2.66	-	2.66
Turkey	10.00	0.40	-	0.32	0.72	9.29	-	9.29
Ukraine	8.54	0.67	-	3.99	4.66	3.89	-	3.89
<b>Region-Allocable</b>								
Europe	32.30	9.83	-	22.42	32.25	-	0.04	0.04
<b>Oceania</b>	<b>20.20</b>	<b>2.34</b>	<b>0.77</b>	<b>7.03</b>	<b>10.14</b>	<b>10.06</b>	<b>-</b>	<b>10.06</b>
<b>Country-allocable</b>								
Cook Islands	0.18	0.02	0.01	0.16	0.18	-	-	-
Fiji	1.26	0.29	0.04	0.64	0.97	0.29	-	0.29
Micronesia	0.82	0.02	0.00	0.01	0.03	0.79	-	0.79
Kiribati	0.77	0.02	0.01	0.39	0.43	0.34	-	0.34
Marshall Islands	0.39	0.02	0.01	0.28	0.31	0.08	-	0.08
Nauru	0.08	0.00	0.01	0.08	0.08	-	-	-
Niue Islands	0.11	0.01	-	0.10	0.11	-	-	-
Papua New Guinea	9.26	0.87	0.57	1.85	3.29	5.97	-	5.97
Palau	0.07	0.02	0.02	0.02	0.07	-	-	-
Solomon Islands	1.03	0.12	0.02	0.70	0.85	0.18	-	0.18
Tokelau	0.01	0.01	-	-	0.01	-	-	-
Tonga	0.89	0.03	0.02	0.32	0.37	0.51	-	0.51
Tuvalu	0.51	0.01	0.00	0.17	0.18	0.33	-	0.33
Vanuatu	1.32	0.04	0.02	0.38	0.44	0.88	-	0.88
Samoa	1.42	0.12	0.03	0.67	0.82	0.60	-	0.60
<b>Region-Allocable</b>								
Oceania	2.09	0.75	-	1.25	2.00	0.10	-	0.10
<b>Global / Unallocable</b>	<b>69.12</b>	<b>33.93</b>	<b>-</b>	<b>19.53</b>	<b>53.46</b>	<b>-</b>	<b>15.66</b>	<b>15.66</b>
<b>Multilateral International Assistance</b>	<b>1,965.94</b>	<b>311.78</b>	<b>178.01</b>	<b>662.81</b>	<b>1,152.61</b>	<b>796.65</b>	<b>16.69</b>	<b>813.33</b>

- (1) Other departments providing multilateral assistance are Environment and Climate Change Canada, the Province of Quebec, Immigration, Refugees and Citizenship Canada, Canada Post, and Innovation, Science and Economic Development Canada.
- (2) Projects coded to Africa are included under Sub-Saharan Africa as the majority of the benefits will incur to countries in that sub-region.
- (3) Assistance provided to Iran represents the estimated portion of Canada's institutional support to multilateral organizations such as the United Nations High Commissioner for Refugees, the Global Fund to Fight AIDS, Tuberculosis and Malaria and the Global Environment Facility.
- (4) China received a significant amount of multilateral aid from organizations Canada supports, such as the International Bank for Reconstruction and Development (IBRD) and the Global Environment Facility.
- (5) The majority of assistance provided to India represents the estimated portion of Canada's institutional support to multilateral organizations such as the International Development Association and the International Bank for Reconstruction and Development.
- (6) Multilateral aid in a given year cannot be precisely imputable to donors' contributions in that year, regardless of methodology used. See definition of "multilateral aid" in the Glossary for the complete explanation.

## APPENDIX 1

### Reflows from repayable contributions and loans

*In \$ millions*

	Global Affairs Canada	Export Development Canada
<b>Bilateral</b>	<b>40.75</b>	<b>27.07</b>
Africa	7.21	3.40
Algeria	1.66	-
Egypt	1.90	0.35
Morocco	0.38	3.05
Tunisia	3.26	-
Americas	3.70	0.24
Bolivia	0.04	-
Colombia	0.01	-
Dominican Republic	0.24	-
Ecuador	0.27	-
Guatemala	0.05	-
Jamaica	-	0.24
Peru	0.00	-
Americas regional	3.08	-
Asia	9.54	19.84
China	-	18.97
India	-	0.87
Indonesia	6.85	-
Malaysia	0.06	-
Philippines	0.10	-
Sri Lanka	2.09	-
Thailand	0.34	-
Asia regional	0.10	-
Europe	-	3.60
Turkey	-	3.60
Global	20.31	-
<b>Multilateral</b>	<b>0.19</b>	-
African Development Bank	0.13	-
Andean Development Corporation	0.06	-
<b>Total</b>	<b>40.94</b>	<b>27.07</b>

This table refers to repayments of loans, granted by the former Canadian International Development Agency and Export Development Canada, to developing countries and repayable contributions, issued by Global Affairs Canada and the Department of Finance Canada, for development-related purposes.

Note that reflows on repayable contributions and loans are shown as negative amounts in some OECD reports, as these were counted as ODA when they were granted.

Under Section 23 of the Export Development Act, EDC reports as ODA concessional sovereign loans. These concessional credits, meeting approved development criteria, are not considered part of the International Assistance Envelope.

## APPENDIX 2

### Other bilateral official flows by recipient

This table includes non-ODA bilateral assistance expenditure in \$ millions

Recipient	TOTAL	Global Affairs Canada						Environment and Climate Change Canada	
		Geographic Programs	Partnerships for Development Innovation	Anti-Crime Capacity Building Program	Counter-Terrorism Capacity Building Program	Non-Proliferation and Security Threat Reduction	Peace and Stabilization Operations Program		Other Programs
<b>Sub-Saharan Africa</b>	<b>20.52</b>	-	0.23	-	5.59	11.33	3.35	0.02	-
Burkina Faso	0.44	-	-	-	0.44	-	-	-	-
Benin	0.06	-	-	-	0.06	-	-	-	-
Democratic Republic of Congo	0.03	-	-	-	-	0.03	-	-	-
Congo	0.20	-	-	-	-	0.20	-	-	-
Côte d'Ivoire	0.01	-	-	-	0.01	-	-	-	-
Cameroon	0.98	-	-	-	0.50	0.49	-	-	-
Ghana	0.82	-	-	-	-	0.82	-	-	-
Guinea	0.03	-	-	-	-	0.03	-	-	-
Kenya	1.10	-	-	-	1.10	-	-	-	-
Liberia	0.03	-	-	-	-	0.03	-	-	-
Madagascar	0.16	-	-	-	-	0.16	-	-	-
Mali	0.86	-	-	-	0.39	0.46	-	-	-
Mauritania	0.21	-	-	-	0.21	-	-	-	-
Niger	1.44	-	-	-	1.44	-	-	-	-
Nigeria	1.75	-	-	-	0.58	1.18	-	-	-
Seychelles	0.23	-	0.23	-	-	-	-	-	-
Sudan	0.26	-	-	-	0.10	0.16	-	-	-
Sierra Leone	0.58	-	-	-	-	0.58	-	-	-
Senegal	0.08	-	-	-	0.08	-	-	-	-
Somalia	0.07	-	-	-	0.07	-	-	-	-
Chad	0.25	-	-	-	0.25	-	-	-	-
Tanzania	0.22	-	-	-	0.05	0.16	-	-	-
Zambia	0.16	-	-	-	-	0.16	-	-	-
West Africa	0.01	-	-	-	-	0.01	-	-	-
East Africa	0.12	-	-	-	0.11	0.01	-	-	-
Africa	10.39	-	-	-	0.20	6.83	3.35	0.02	-
<b>North of Africa</b>	<b>4.97</b>	-	-	-	4.96	0.02	0.00	-	-
Algeria	0.30	-	-	-	0.30	-	-	-	-
Egypt	0.02	-	-	-	0.02	-	-	-	-
Libya	1.13	-	-	-	1.13	-	-	-	-
Morocco	1.07	-	-	-	1.05	0.02	-	-	-
Tunisia	2.45	-	-	-	2.45	-	-	-	-
North Africa	0.00	-	-	-	-	-	0.00	-	-
<b>Middle East</b>	<b>14.69</b>	-	-	-	7.73	4.90	2.06	-	-
Israel	0.24	-	-	-	-	-	0.24	-	-
Iraq	0.63	-	-	-	0.14	0.48	-	-	-
Iran	1.95	-	-	-	-	1.95	-	-	-
Jordan	5.11	-	-	-	3.24	1.88	-	-	-
Lebanon	4.55	-	-	-	4.27	0.28	-	-	-
Syria	1.22	-	-	-	0.02	-	1.20	-	-
West Bank and Gaza	0.24	-	-	-	-	-	0.24	-	-
Middle East	0.75	-	-	-	0.06	0.32	0.37	-	-
<b>Asia</b>	<b>54.83</b>	-	-	0.00	8.09	15.53	31.18	0.02	-
Afghanistan	27.50	-	-	-	-	-	27.50	-	-
Bangladesh	0.80	-	-	-	0.80	-	-	-	-
China	0.01	-	-	-	-	0.01	-	-	-
Indonesia	1.30	-	-	-	1.29	0.00	-	-	-
India	0.32	-	-	-	0.32	-	-	-	-
Cambodia	0.05	-	-	0.00	0.05	0.01	-	-	-
Democratic Republic of Korea	2.92	-	-	-	-	2.92	-	-	-
Kazakhstan	2.06	-	-	-	-	2.06	-	-	-
Laos	0.11	-	-	-	0.11	-	-	-	-
Sri Lanka	0.16	-	-	-	0.16	-	-	-	-
Malaysia	1.23	-	-	-	0.76	0.47	-	-	-
Nepal	0.16	-	-	-	0.16	-	-	-	-
Philippines	0.62	-	-	0.00	0.62	-	-	-	-
Pakistan	0.22	-	-	-	0.19	0.03	-	-	-
Thailand	0.00	-	-	-	0.00	-	-	-	-
Vietnam	0.27	-	-	-	0.27	-	-	-	-
Asia	11.72	-	-	-	0.19	7.82	3.68	0.02	-
South-East Asia	5.36	-	-	-	3.17	2.20	-	-	-
Central Asia	0.00	-	-	-	-	0.00	-	-	-

## APPENDIX 2

### Other bilateral official flows by recipient

This table includes non-ODA bilateral assistance expenditure in \$ millions

Recipient	TOTAL	Global Affairs Canada						Environment and Climate Change Canada	
		Geographic Programs	Partnerships for Development Innovation	Anti-Crime Capacity Building Program	Counter-Terrorism Capacity Building Program	Non-Proliferation and Security Threat Reduction	Peace and Stabilization Operations Program		Other Programs
<b>Americas</b>	<b>45.16</b>	<b>1.10</b>	<b>0.24</b>	<b>14.64</b>	-	<b>25.11</b>	<b>3.35</b>	<b>0.48</b>	<b>0.24</b>
Argentina	0.02	-	-	0.02	-	-	-	-	-
Barbados	0.38	0.30	0.00	0.06	-	0.01	-	-	-
Bolivia	0.09	-	-	-	-	0.09	-	-	-
Brazil	0.06	-	-	0.06	-	-	-	-	-
Bahamas	0.07	0.07	-	-	-	0.01	-	-	-
Belize	0.39	-	-	0.37	-	0.02	-	-	-
Chile	8.16	0.62	0.20	-	-	6.64	-	0.46	0.24
Colombia	2.77	-	-	0.12	-	2.65	-	-	-
Costa Rica	0.78	-	-	0.60	-	0.18	-	-	-
Cuba	2.25	-	-	0.03	-	2.23	-	-	-
Dominican Republic	1.65	-	-	0.13	-	1.51	-	-	-
Ecuador	0.09	-	-	-	-	0.09	-	-	-
Grenada	0.06	-	-	0.06	-	-	-	-	-
Guatemala	1.10	-	-	1.06	-	0.04	-	-	-
Guyana	0.02	-	-	-	-	0.02	-	-	-
Honduras	1.22	-	-	1.22	-	-	-	-	-
Jamaica	1.03	-	-	1.01	-	0.02	-	-	-
Saint Kitts and Nevis	0.04	0.04	-	-	-	-	-	-	-
Mexico	5.45	-	-	1.19	-	4.26	-	-	-
Panama	1.19	-	-	1.15	-	0.04	-	-	-
Peru	0.17	-	-	0.07	-	0.11	-	-	-
Paraguay	0.12	-	-	-	-	0.12	-	-	-
Suriname	0.02	-	-	-	-	0.02	-	-	-
El Salvador	1.06	-	-	1.00	-	0.06	-	-	-
Trinidad and Tobago	0.17	0.06	0.04	0.06	-	0.01	-	-	-
Uruguay	0.12	-	-	-	-	0.12	-	-	-
Americas	14.32	-	-	4.55	-	6.41	3.35	0.02	-
Central America	1.17	-	-	1.05	-	0.12	-	-	-
South America	0.07	-	-	0.07	-	-	-	-	-
Caribbean	1.12	-	-	0.76	-	0.36	-	-	-
<b>Europe</b>	<b>12.04</b>	-	-	-	<b>0.07</b>	<b>6.76</b>	<b>5.18</b>	<b>0.02</b>	-
Kosovo	0.01	-	-	-	0.01	-	-	-	-
Turkey	0.07	-	-	-	0.07	-	-	-	-
Ukraine	1.97	-	-	-	-	0.47	1.50	-	-
Europe	9.99	-	-	-	-	6.28	3.68	0.02	-
<b>Oceania</b>	<b>10.21</b>	-	-	-	<b>0.63</b>	<b>6.31</b>	<b>3.25</b>	<b>0.02</b>	-
Papua New Guinea	0.80	-	-	-	0.63	0.16	-	-	-
Oceania	9.42	-	-	-	-	6.15	3.25	0.02	-
<b>Global/Unallocable</b>	<b>1.84</b>	-	-	<b>0.35</b>	<b>0.83</b>	<b>0.56</b>	<b>0.09</b>	-	-
<b>Total - Other Bilateral Official Flows</b>	<b>164.25</b>	<b>1.10</b>	<b>0.48</b>	<b>15.00</b>	<b>27.91</b>	<b>70.52</b>	<b>48.46</b>	<b>0.56</b>	<b>0.24</b>

(1) "Other programs" includes International Security Policy



### Acronyms

---

CFLI	Canada Fund for Local Initiatives
CGIAR	Consultative Group on International Agricultural Research
DND	Department of National Defence
EBRD	European Bank for Reconstruction and Development
EDC	Export Development Canada
ESDC	Employment and Social Development Canada
FCM	Federation of Canadian Municipalities
GAC	Global Affairs Canada
GAVI	Global Alliance for Vaccines and Immunisation (GAVI Alliance)
GEF	Global Environment Facility
GFATM	Global Fund to Fight Aids, Tuberculosis and Malaria
IAE	International Assistance Envelope
ICRC	International Committee of the Red Cross
IDA	International Development Association
IDB	Inter-American Development Bank
IDRC	International Development Research Centre
IFAD	International Fund for Agricultural Development
IFI	International Financial Institution
IHA	International Humanitarian Assistance
IMF	International Monetary Fund
MDI	Multilateral Development Institutions
MDRI	Multilateral Debt Relief Initiative
MNCH	Maternal, Newborn and Child Health
NGO	Non-Governmental Organization
ODA	Official Development Assistance
ODAAA	Official Development Assistance Accountability Act
OECD-DAC	Organisation for Economic Co-operation and Development – Development Assistance Committee
OIF	Organisation Internationale de la Francophonie (International Organisation of La Francophonie)
PRGT	Poverty Reduction and Growth Trust
PSPC	Public Services and Procurement Canada
RCMP	Royal Canadian Mounted Police
RTAs	Regional Trade Agreements
SME	Small and Medium-sized Enterprise
UN	United Nations
UNAIDS	Joint United Nations Programme on HIV/AIDS
UNDP	United Nations Development Programme
UNESCO	United Nations Educational, Scientific and Cultural Organization
UNHCR	United Nations High Commissioner for Refugees
UNICEF	United Nations Children’s Fund
WFP	World Food Programme
WTO	World Trade Organization

# APPENDIX 4

## Glossary

<b>A</b>		<p>In 1979, OECD-DAC members agreed that ODA figures should include the administrative costs of extending assistance. This inclusion of administrative cost data was intended to improve the comparability of total ODA figures among donor countries.</p>
<b>Administrative costs (see also operations and management)</b>		<p>In the present report, the term “administrative costs” represents funds provided by a government department to an executing agency specifically earmarked to cover part of the latter’s operations and management costs. See also “operations and management”</p>
	<b>Anti-Crime Capacity Building Program</b>	<p>Improves the capacity of beneficiary states to prevent and respond to threats posed by transnational organized criminal activity throughout the hemisphere, thereby contributing to the full range of Canada’s interests in the Americas. The ACCBP Human Smuggling Envelope is administered by the ACCBP to respond specifically to the global threat posed to Canada by human smuggling ventures abroad.</p>
	<b>Assessed contributions</b>	<p>Assessed contributions are payments made by the federal government as a result of Canada’s membership in an international organization. In order to maintain our status as a member in good standing, Canada is required to provide its share of the total operations costs.</p>
<b>B</b>		<p>Bilateral assistance is the disbursement of funds where the donor earmarks or controls the funds by specifying the recipient and/or other aspects of the initiative. Bilateral assistance can be undertaken:</p>
<b>Bilateral assistance (as opposed to multilateral assistance)</b>		<ul style="list-style-type: none"><li>• By a donor country directly with a developing country;</li><li>• With national and international non-governmental organizations (NGOs) active in development and other internal development-related transactions such as interest subsidies, spending on promotion of development awareness, debt reorganization and administrative costs; or</li><li>• With a multilateral organization when the donor effectively controls the disposal of the funds by specifying the recipient or other aspects of the disbursement.</li></ul> <p>Table A shows the breakdown of Canada’s bilateral and multilateral assistance by source and by channel. Table D-2 shows the breakdown of Canada’s bilateral assistance by recipient.</p>
<b>C</b>		<p>The CFLI is a contributions program administered at Canadian missions abroad, which is used to advance Canadian interests and priorities in a targeted and flexible manner. It occupies a unique niche: distinct, yet complementary to other Global Affairs Canada programming (i.e., development, security, democracy, humanitarian responses). The CFLI funds small scale locally-developed projects of up to \$50K, worth \$25K on average.</p>
<b>Canada Fund for Local Initiatives (CFLI)</b>		
	<b>Channel</b>	<p>In the context of this report and international development statistics, the term “channel” is used to distinguish between bilateral and multilateral assistance (see definitions for bilateral assistance and multilateral assistance).</p>
	<b>Civil society (as opposed to government institutions or private sector institutions of the market)</b>	<p>In this report, civil society includes:</p> <ul style="list-style-type: none"><li>• Canadian not-for-profit organizations that have a legal personality in Canada, including NGOs, international NGOs, volunteer cooperation agencies, cooperatives, unions and federations, faith-based organizations, professional associations, educational and policy research institutes;</li><li>• Regional, national, and local institutions, not-for-profit organizations and agencies from developing countries and territories that have a legal personality; or</li><li>• International not-for-profit organizations that have a legal personality in the country in which their headquarters are located.</li></ul> <p>To be considered international, an organization must have an international membership and management, and its governing body must be elected regularly on an international basis.</p> <p>To be considered international, an organization must have an international membership and management, and its governing body must be elected regularly on an international basis.</p> <p>See Table C-1</p>
	<b>Cost of refugees</b>	<p>Refers to costs for refugees during their first year in a donor country. It includes the estimated expenditures to bring refugees to a donor country and the costs associated with food, shelter, and training. The methodology used is consistent with the OECD-DAC directives.</p> <p>Note that only the costs covered by the federal government are considered ODA under the <i>Official Development Assistance Accountability Act</i>. See “About this report” at the beginning of this document.</p> <p>See definition of “ODA-eligible imputed costs.”</p>

<b>Counter-Terrorism Capacity Building Program</b>	Improves the capacity of beneficiary states to prevent and respond to threats posed by terrorist activity through the provision of training, equipment, and technical and legal assistance.
<b>Country programs (as opposed to regional programs)</b>	Country programs are presented in Table D-1 and Table D-2, and cover a broad range of activities. These include programs carried out directly with government organizations, including direct budget support. Funds are also managed through an executing agent, or local or international NGOs or institutions, depending on program delivery, and the specific conditions and agreements reached with the recipient country.
<b>D</b>	<b>Developmental food assistance</b>
The term refers to the supply of edible human food under national or international programs, including transportation costs, cash payments made for food supplies, project food assistance, and food assistance for market sales, excluding emergency food assistance. See definition of “emergency food assistance.”	An example of developmental food assistance is the World Food Programme’s School Feeding Program. School meals encourage hungry children to attend school and help them concentrate on their studies.
<b>Disaster prevention and preparedness</b>	Refers to a specific set of humanitarian assistance activities that support disaster risk reduction (e.g. developing knowledge, natural risks cartography, legal norms for construction); early warning systems; and emergency contingency stocks and contingency planning, including preparations for forced displacement.
<b>E</b>	<b>Emergency food assistance</b>
This refers to a specific set of humanitarian assistance activities, including general free distribution or special supplementary feeding programs providing short-term relief to targeted population groups affected by emergency situations. The term excludes non-emergency food security assistance programs/food assistance. See “developmental food assistance.”	
<b>Encashment of notes, or cash basis (as opposed to issuance of notes)</b>	A note encashment is a disbursement against a note that has been issued.
<b>Expenditures</b>	The term “expenditures” refers to either: <ul style="list-style-type: none"> <li>• An amount spent (e.g. transfer payment in the form of a grant or contribution);</li> <li>• A capital subscription or advance to an international financial institution in the form of a note issuance; or</li> <li>• An estimated ODA-eligible cost (e.g. a cost for refugees in Canada).</li> </ul>
<b>Export Development Canada (EDC)</b>	Canada reports as ODA concessional credits that it grants through the Export Development Corporation under Section 23 of the Export Development Canada Act. These concessional credits, meeting approved development criteria, are not, however, considered part of the regular assistance program budget (International Assistance Envelope).
Starting in 2012-2013, EDC reports contributions to the HIPC debt initiative. These were previously reported by Finance Canada.	<u>Note:</u> The 2014-2015 Statistical Report is prepared on an expenditures basis and the loan repayments for previous ODA loans are no longer netted out of the totals. These loans are presented in Table A for information only. Annex 1 and 2 provide a detailed breakdown of Global Affairs Canada and EDC loan repayments by country.
<b>F</b>	<b>Federation of Canadian Municipalities (FCM)</b>
Any ODA expenditures are reported by the FCM on behalf of its members. Members of the FCM include Canada’s largest cities, small urban and rural communities, and 17 major provincial and territorial municipal associations.	
<b>Finance Canada</b>	This refers to ODA flows reported by the Department of Finance Canada, which is responsible for delivering a major portion of Canada’s ODA including Official Debt Relief, that is, debt reorganisation that relieves the overall burden of debt in partner countries. Finance Canada also takes the lead in managing Canada’s relationship with the World Bank Group. The funding to the World Bank’s International Development Association and to the International Monetary Fund is reported to Parliament through the Main Estimates of the Department of Finance.
<u>Note:</u> Department of Finance Canada no longer reports contributions to the HIPC debt initiative. These are now reported by Export Development Canada.	
<b>Fiscal year</b>	This report is prepared on the fiscal-year basis adopted by the Government of Canada. The 2014–2015 fiscal year began April 1, 2014, and ended March 31, 2015.
<b>G</b>	<b>General budget support</b>
This refers to a particular category defined by the OECD-DAC as unearmarked contributions to the government budget, support for the implementation of macroeconomic reforms (structural adjustment programs, poverty reduction strategies), and general program assistance (when not allocable by sector).	

<b>Geographic Programs</b>	This Global Affairs Canada Branch delivers the majority of Global Affairs Canada's bilateral assistance through programs for a given country (see definition for "country programs") or through regional programs (see definition of "regional programs").
<b>Global Affairs Canada</b>	Under this Department, Canada continues to advance its priorities abroad by undertaking diplomacy and programming in support of international peace and security, democracy, human rights and the rule of law. The development side of Global Affairs Canada remains dedicated to deliver tangible results for those most in need in the developing world and the Department continues to provide whole-of-government coordination in response to international crises and natural disasters.
<b>Global Issues and Development</b>	<p>This Global Affairs Canada Branch, formerly known as Multilateral and Global Programs Branch, manages the development aspects of Canada's relations with multilateral organizations, provides financial support for these organizations, and helps determine their policies and programs throughout the world.</p> <p>Global Issues and Development delivers bilateral and multilateral assistance. See related definitions of "bilateral assistance" and "multilateral assistance."</p>
<b>Global Partnership Program</b>	It is the main mechanism through which Canada supports international efforts through concrete projects to prevent the proliferation of weapons and materials of mass destruction (WMD) and their potential use by terrorists.
<b>Global Peace and Security Program</b>	Responds to increasing international demand for Canadian support and involvement in complex crises, including conflicts and natural disasters, and to coordinate whole-of-government engagements in fragile and conflict-affected states. The program also integrates policy, operations, coordination and programming in order to provide agile, timely and responsive programming to further advance the government's priorities in the important area of peace and security.
<b>H Health Canada</b>	This refers to assistance expenditures incurred by the Department of Health Canada in support of the Pan-American Health Organization. Through PAHO, Canada advances multilateral and bilateral relations in health, and provides technical cooperation and capacity building (see Table A).
<b>I Imputed foreign student costs</b>	This refers to the cost of educating foreign students from ODA-eligible countries in Canada. It excludes tuition fees paid by foreign students or their sponsors. See definition of "ODA-eligible imputed costs."
<b>International assistance</b>	<p>Canada's international assistance is composed of any financial resource provided by Canadian governments (federal, provincial, or municipal) in favour of development assistance. <u>It is important to note that not all international assistance is considered official development assistance (ODA).</u></p> <p>See section "Understanding this report" for more information.</p>
<b>International Assistance Envelope (IAE)</b>	The International Assistance Envelope (IAE) is a dedicated pool of resources that enables the Government of Canada to deploy its international assistance nimbly and responsively. The envelope is used to fund the majority of Canada's ODAAA-related activities, and other specific activities that do not meet the definition of ODA such as select peace and security efforts and non-concessional loans for international climate change initiatives.
<b>International Business Development and Innovation</b>	This Global Affairs Canada Branch supports private sector engagement and the management and administration of a number of international scholarship opportunities for Canadians and foreign students.
<b>International Development Association (IDA)</b>	<p>The IDA is the part of the World Bank that helps the world's poorest countries. The IDA is funded largely by contributions from the governments of its developed member countries. The IDA lends money (known as credits) on concessional terms. This means that IDA credits have no interest charge, and repayments are stretched out over 35–40 years, including a 10-year grace period. The IDA also provides grants to countries at risk of debt distress.</p> <p>Canadian funding to IDA is managed by the Department of Finance Canada, and is represented in the form of note encashments.</p>
<b>International Development Research Centre (IDRC)</b>	Refers to ODA spent by IDRC, a Canadian Crown corporation funded through the IAE, that invests in knowledge, innovation, and solutions to improve lives and livelihoods in the developing world
<b>International financial institution (IFI)</b>	IFIs are financial institutions that have been established (or chartered) by more than one country, and are therefore subject to international law. Their owners or shareholders are generally national governments, although other international institutions and other organizations occasionally figure as shareholders. The most prominent IFIs are creations of multiple nations, although some bilateral financial institutions (created by two countries) exist and are technically IFIs. Many of these are multilateral development banks. The best-known IFIs are the World Bank, the IMF, and regional development banks.

<b>International humanitarian assistance (IHA)</b>	<p>IHA is defined as assistance designed to save lives, alleviate suffering, and maintain and protect human dignity during emergencies and in their aftermath. Humanitarian assistance is delivered in a manner that is consistent with the principles of humanity, impartiality, neutrality, and independence.</p> <p>Humanitarian assistance includes:</p> <ul style="list-style-type: none"> <li>• disaster prevention and preparedness;</li> <li>• the provision of shelter, food, water, sanitation, and health services, and other items of assistance for the benefit of the affected people, and to facilitate the return to normal lives and livelihoods; measures to promote and protect the safety, welfare, and dignity of civilians and those no longer taking part in hostilities; and rehabilitation, reconstruction, and transition assistance while the emergency situation persists.</li> </ul>
<b>International Humanitarian Assistance Bureau</b>	<p>This Global Affairs Canada Bureau responds to funding requests from multilateral humanitarian organizations such as the United Nations World Food Programme, UNICEF and other experienced humanitarian partners, including the Red Cross Movement and NGOs, except in West Bank/Gaza where the country program also provides humanitarian assistance.</p> <p>Please refer to table B2 for a detailed summary of Canada’s international humanitarian assistance.</p>
<b>International Scholarship Program</b>	<p>Attracts international students and researchers to Canada by offering scholarships to Canadian and foreign students and by promoting government funded awards.</p>
<b>International Security and Crisis Response</b>	<p>This branch is responsible for coordinating Canadian peace and security objectives within Global Affairs Canada.</p>
<b>L Loan repayments</b>	<p>In this report, loan repayments are the repayments to Canada of development-related loans by developing countries, whether the loans were issued by Global Affairs Canada or other departments. A detailed breakdown by country/organization is available in Appendices 1 and 2.</p> <p>bilateral loans – Refers to repayments of loans granted by Global Affairs Canada to developing countries prior to 1986.</p> <p>multilateral loans – Refers to repayments of loans granted by Global Affairs Canada to the Andean Development Corporation, the African Development Bank and Inter-American Development Bank.</p>
<b>Long-term institutional support</b>	<p>Long-term institutional support, also known as core funding, is the business delivery model that allows the government of Canada to provide financial support to entities (organizations, institutions, or recipient countries) whose actions achieve development results that reflect Canadian government goals and objectives.</p> <p>In the <i>Statistical Report on International Assistance</i>, in accordance with international standards, long-term institutional support to multilateral organizations is counted as multilateral assistance, while long-term institutional support to NGOs is counted as bilateral assistance. In addition, long-term Institutional support to Multilateral Institutions includes ODA portion of assessed contributions. See definition of “assessed contributions.”</p>
<b>M Material relief assistance and services</b>	<p>In <b>Table B-2</b>, this refers to a specific set of humanitarian assistance activities:</p> <ul style="list-style-type: none"> <li>• the provision of shelter, water, sanitation, and health services; supply of medicines; and other non-food relief items; and</li> <li>• assistance to refugees and internally displaced people in developing countries other than for food or protection.</li> </ul>

**Multilateral assistance (as opposed to bilateral assistance, also known as long-term institutional support to multilateral organizations)**

Multilateral assistance is funding provided to a multilateral institution that:

- conducts all or part of its activities in favour of development;
- is an international agency, institution, or organization whose members are governments, or a fund managed autonomously by such an agency; and
- pools contributions so that they become an integral part of the financial assets.

In this report, the term “multilateral assistance” includes both ODA and non-ODA elements.

In an effort to estimate/impute the portion of assistance going through those organizations to developing countries, the OECD has developed a series of coefficients based on flow of resources (on a calendar-year basis) disbursed by the organizations in the developing countries. This set of coefficients is used, in part, to estimate the disbursements shown in **Table D-3**.

It is important to note that any methodology for imputing multilateral flows will always be an approximation. Multilateral flows in a given year are not exactly imputable to donors’ contributions in that year, no matter what methodology is used. Among the reasons for this are:

**General approximations and timing.** The estimated country and sector amounts are counted when the government makes the payment to the organization and based on the totality of the programme, rather than when the payment is used by the ultimate recipient. Donors’ contributions to multilateral institutions are reportable in the year they are paid. Many trust funds aim to catalyze additional funding from other investors and donors. Such funds typically need to reach a certain funding threshold before disbursements begin, sometime after Canada’s contribution.

**Limits of data on multilateral outflows.** While a number of multilateral agencies report to the OECD on the use of their funding (by country, by sector, etc.) some do not. Therefore, the country and sector breakdowns of those organisations are estimated using others sources, such as annual reports.

**Grants to lending institutions.** Some institutions lend rather than grant funds. Their lending in any one year may be much greater than donors’ contributions, since it also draws on reflows of principal, interest receipts, and transfers of funds within the institution.

**Multilateral organizations**

The OECD-DAC defines multilateral organizations as international institutions with governmental membership that conduct all, or a significant part, of their activities in favour of development and assistance recipient countries. They include multilateral development banks (e.g. the World Bank and regional development banks), United Nations agencies, international public-private partnerships (PPPs), and regional groupings (e.g. certain European Union and Arab agencies).

Global Affairs Canada; Health Canada; Public Health Agency of Canada; Environment and Climate Change Canada; Innovation, Science and Economic Development Canada; and the Canada Post Corporation made contributions toward regular budgets of certain multilateral organizations (also called long-term institutional support or core funding). These contributions can be considered as ODA either in whole or in part. The percentage value for each organization is provided by the OECD-DAC. See **Table C-2**

**N National Defence (DND)**

This refers to ODA-eligible contributions on behalf of the National Defence and Canadian Armed Forces , such as the provision of humanitarian relief supplies. Military type interventions (for example, bilateral peacekeeping missions) and other activities that are not development focused are not included in this report.

**O ODA-eligible imputed costs**

This describes a cost category that is eligible for ODA status under the OECD-DAC guidelines, but with no actual expenditure data readily available. Instead, an estimate is produced based on a statistical model and/or professional judgement. This includes the cost of refugees (first year), imputed foreign student costs, services provided without charge by other government departments and imputed interest on advance payments, for which definitions can be found in this glossary. The new Policy on Transfer Payments no longer requires departments to report the imputed interest costs on advance payments and therefore these costs no longer appear in the Statistical Report.

**Official bilateral debt relief**

Official bilateral debt relief refers to debt-service relief negotiated through multilateral forums such as the Paris Club. The transfer of funds, administered by the Department of Finance Canada, is considered ODA-eligible. Starting in 2012-2013, EDC reports contributions to the HIPC debt initiative. These were previously reported by Finance Canada.

**Official Development Assistance (ODA)**

In Canada, “official development assistance” may refer to:

1. the international definition created by the Development Assistance Committee of the Organisation for Economic Co-operation and Development (OECD-DAC); or
2. the definition established in the Official Development Assistance Accountability Act (ODAAA).

Unless otherwise specified, “official development assistance,” as used in this statistical report, refers to the definition in the ODAAA. ODA represents the vast majority of Canada’s international assistance. For more information, look in the section “Understanding this report” at the beginning of this document.

**Operations and management (see also administrative costs)**

In this report this term represents the operations and management costs directly incurred by the donor agency to cover the day-to-day costs of extending international assistance. See also “administrative costs”.

<b>Other official assistance (also known as non-ODA)</b>	This refers to activities that do not meet the conditions for eligibility as Official Development Assistance because they are not primarily aimed at development (e.g. counter-terrorism capacity building, military observers). On the other hand, incremental costs incurred for the use of the donor's military equipment to deliver humanitarian assistance or perform development services are ODA-eligible (for example, emergency assistance by the Disaster Assistance Response Team). Activities outside the IAE that are not ODA eligible are considered out-of-scope of this report and hence not reported (e.g., military-related training, supply of military equipment and services to peacekeeping missions, and the forgiveness of debts incurred for military purposes).
<b>P Partnerships for Development Innovation</b>	This Global Affairs Canada Branch provides opportunities for Canadians to engage in international development and contributes to initiatives designed and delivered predominantly by Canadian civil society organizations, private sector, colleges, universities, research entities, provincial and regional councils and foundations. The Branch facilitates knowledge exchange across the department, with civil society and international partners to advance innovative approaches to international development.
<b>Payables at Year-End</b>	The recording against the current fiscal year of liabilities incurred but which have not been paid by the end of the accounting period.
<b>Program assistance</b>	This term refers to international assistance spending by Global Affairs Canada's assistance programs, excluding operations and management costs, and changes in the value of investments in IFIs.
<b>Provincial governments</b>	This refers to international assistance programs of the provinces of Quebec, Manitoba, Alberta and Saskatchewan. For example, the Government of Quebec provides long-term institutional support to certain multilateral institutions such as the Organisation internationale de la Francophonie (OIF), and undertakes bilateral projects in a number of countries. The <i>Official Development Assistance Accountability Act</i> does not apply to these programs.
<b>Public Health Agency of Canada</b>	This refers to assistance expenditures incurred by the Public Health Agency of Canada in support of the Pan-American Health Organization (see Table A).
<b>R Regional development banks</b>	These are International Financial Institutions (IFIs) that are owned and operated by member nations. They are designed to extend development loans and provide other assistance to member nations. The world's five regional development banks are the African Development Bank Group, Asian Development Bank, European Bank for Reconstruction and Development, Caribbean Development Bank, and Inter-American Development Bank.
<b>Regional programs</b>	Refers to regional programs managed by Global Affairs Canada's Geographic Programs Bureau (see definition) that address the regional issues countries face together. In <b>Table D-1</b> and <b>Table D-2</b> , these programs are reported separately from country programs. See definition of "country programs."
<b>Royal Canadian Mounted Police (RCMP)</b>	This refers to ODA disbursements made by the RCMP for bilateral programs aimed at post-conflict peacebuilding and security system management and reform.

# S

## Sector codes

Sector codes are used to describe the purpose of assistance. The list of sectors is compiled by the OECD-DAC. From time to time, modifications are made with the approval of donor countries. The OECD-DAC sector classification contains the following broad categories:

- social infrastructure and services – covering the sectors of education, health, population, water, government, and civil society;
- economic infrastructure and services – covering transport, communications, energy, banking and finance, and business services;
- production – covering agriculture, forestry, fishing, industry, mining, construction, trade, and tourism; and
- multi-sector – covering, for example, general environmental protection; other multi-sector assistance, including urban and rural development; and non-sector allocable assistance for contributions not susceptible to allocation by sector, such as general budget support, actions relating to debt, humanitarian assistance, and internal transactions in the donor country.

The sector of destination of a contribution provides the specific area of the recipient’s economic or social structure the transfer is intended to foster. The sector classification does not refer to the type of goods or services provided.

Due to differences in timing and methodology, the figures reported in **Table B-1** will vary significantly from those reported in “Table 5: Official Bilateral Commitments by Sector of Destination” of the OECD-DAC’s questionnaire on ODA.

There are three main reasons for these discrepancies:

- fiscal year vs. calendar year – The Statistical Report on Official Development Assistance is based on the Government of Canada’s fiscal year; however, the DAC questionnaire is based on the calendar year.
- commitments vs. disbursements – The DAC’s Table 5 is prepared on a commitment basis rather than when funds are actually disbursed.
- proportionate coding – Global Affairs Canada’s systems permit coding many sectors against any given contribution; however, the OECD’s reporting allows only for a single purpose code for each assistance project/program.

## Services provided without charge by other departments

This refers to costs incurred by other departments for accommodation, legal, and cheque-issuing services rendered to Global Affairs Canada. See definition of ODA-eligible imputed costs.

## Services rendered abroad

Refer to the common services provided to Global Affairs Canada personnel, both Canada-based and locally-engaged, at Canada’s diplomatic and consular missions abroad. These funds help to facilitate the presence of development officers in the field and support international assistance project implementation.

## Strategic Communications Bureau

Amounts related to this bureau of Global Affairs Canada represent assistance program expenditures to promote development. The program supports the efforts of Canadians through mass media and educational initiatives.

## Strategic Policy and Summits

This Global Affairs Canada Branch, formerly known as Strategic Policy and Performance Branch, represents ODA-eligible international assistance expenditures made by Global Affairs Canada for representing Canada at international forums on development and ensuring that international commitments are reflected in Canadian development policies.

# U

## Unallocable or non-allocable assistance (as opposed to allocable assistance)

When assistance disbursements cannot be assigned by country or sector, (e.g. costs of refugees in Canada) the disbursement is referred to as unallocable or non-allocable.