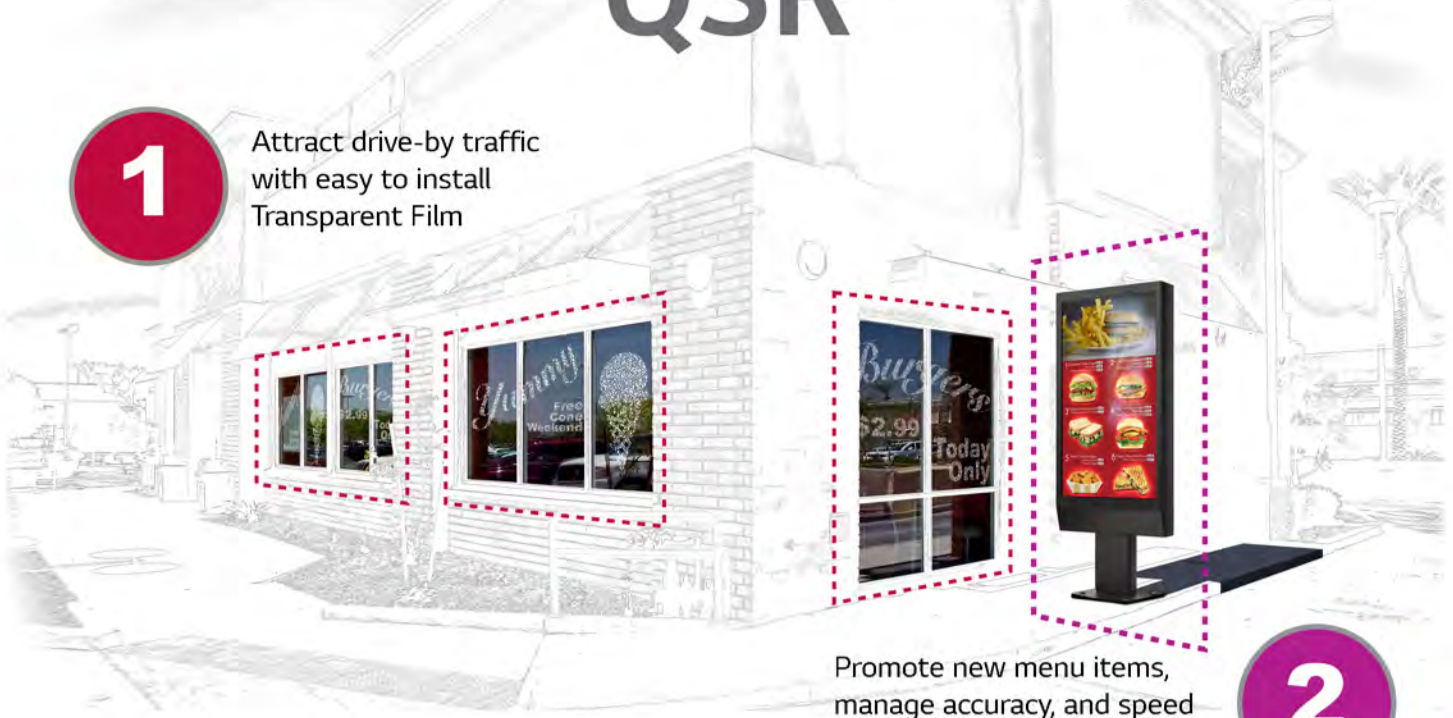


Top 10 Ways To Utilize Digital Signage For QSR

1

Attract drive-by traffic with easy to install Transparent Film




Promote new menu items, manage accuracy, and speed up orders using outdoor menu boards

2

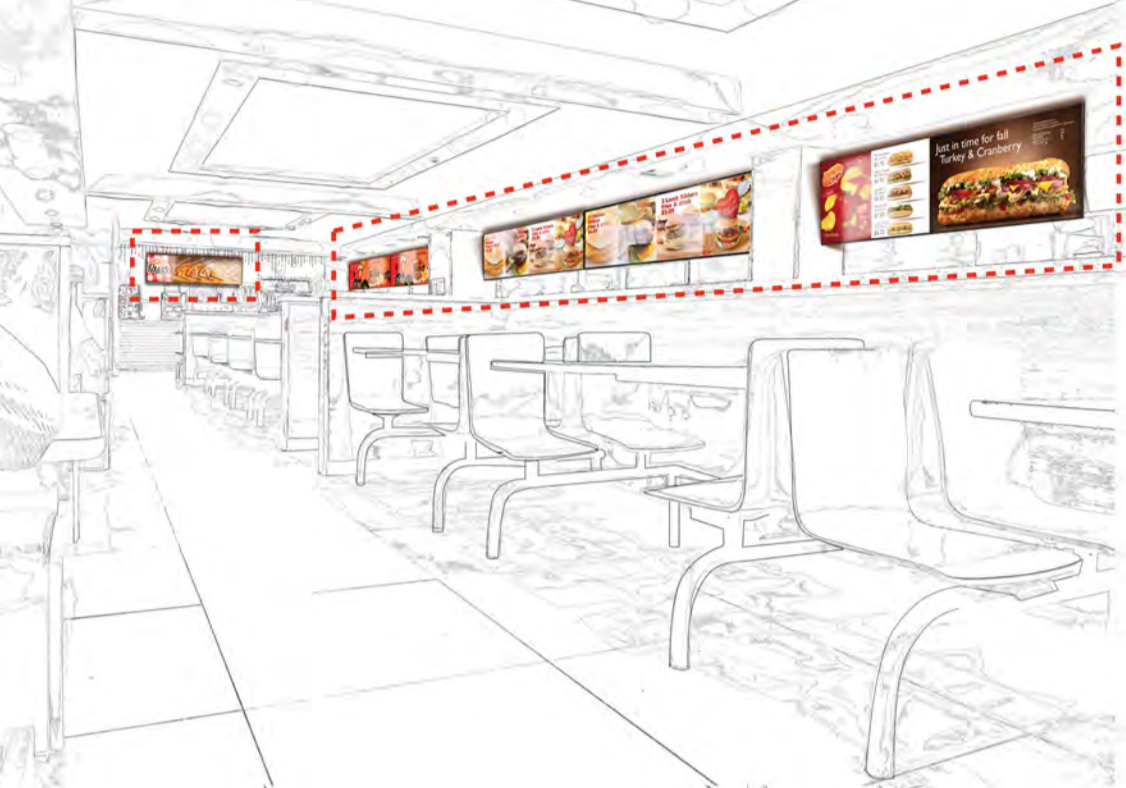
3

Show off mouth-watering menu items on 4k Ultra HD digital menu boards



4

Increase customer attention by placing Ultra Stretch screens in non-traditional spaces




5

Allow customers to easily create their order and use custom store apps on strategically positioned touch-screen kiosks



6

Make a huge impact with ultra HD large 98-inch format displays that hold attention



7

Create compelling visuals by framing doorways using Direct View 10-inch and 12-inch square panels

Eliminate perceived wait times with Smart TV signage that promotes menu specials and entertains with live content feeds at the same time



8



9

Boost brand awareness with an ultra-narrow bezel video wall that is sure to WOW!



10

Cross-promote menu items at the order counter through social media with small format displays



For more ideas on digital signage for your restaurant, download our Lookbook

[click here](#)