



FY 2014

The NIH Intramural Loan Repayment Programs Data Book



FISCAL YEAR 2014 HIGHLIGHTS

October 1, 2013 to September 30, 2014

APPLICATION CYCLES:

New:

September 1, 2013 – April 1, 2014

Renewal:

September 1, 2013 – February 3, 2014

ACGME:

September 1, 2013 – June 16, 2014



NIH National Institutes of Health
Division of Loan Repayment

NIH Institutes and Centers

Institutes

National Cancer Institute (NCI)
National Eye Institute (NEI)
National Heart, Lung, and Blood Institute (NHLBI)
National Human Genome Research Institute (NHGRI)
National Institute on Aging (NIA)
National Institute on Alcohol Abuse and Alcoholism (NIAAA)
National Institute of Allergy and Infectious Diseases (NIAID)
National Institute of Arthritis and Musculoskeletal and Skin Diseases (NIAMS)
National Institute of Biomedical Imaging and Bioengineering (NIBIB)
Eunice Kennedy Shriver National Institute of Child Health and Human Development (NICHD)
National Institute on Deafness and Other Communication Disorders (NIDCD)
National Institute of Dental and Craniofacial Research (NIDCR)
National Institute of Diabetes and Digestive and Kidney Diseases (NIDDK)
National Institute on Drug Abuse (NIDA)
National Institute of Environmental Health Sciences (NIEHS)
National Institute of General Medical Sciences (NIGMS)
National Institute of Mental Health (NIMH)
National Institute on Minority Health and Health Disparities (NIMHD)
National Institute of Neurological Disorders and Stroke (NINDS)
National Institute of Nursing Research (NINR)
National Library of Medicine (NLM)

Centers

Clinical Center (CC)
Center for Information Technology (CIT)
John E. Fogarty International Center (FIC)
National Center for Advancing Translational Sciences (NCATS)
National Center for Complementary and Integrative Health (NCCIH)

The Year in Review

The NIH will repay up to \$35,000 per year of outstanding educational debt for the General, AIDS, and Clinical Research for Individuals from Disadvantaged Backgrounds and up to 17,000 per year for the ACGME LRP. In return, participants must sign a contract agreeing to conduct appropriately qualified research activities as NIH employees for a minimum of two years for the AIDS and Clinical Research (Disadvantaged Background) LRPs, or three years for the General or ACGME LRPs.

In Fiscal Year (FY) 2014, 91 individuals applied to the Intramural Loan Repayment Programs (ILRPs) in General Research, AIDS Research, or Clinical Research for Individuals from Disadvantaged Backgrounds and General Research for Accreditation Council for Graduate Medical Education (ACGME) Fellows. In 2014, two applications were withdrawn due to ineligibility or the applicants accepted employment outside of the NIH; and two were not funded due to unavailable funds through the ILRP as well as the applicants' Institute/Center. Of those 91 applications, (51 renewal applications and 40 new applications which include 21 noncompetitive ACGME Fellows) were submitted to the NIH Intramural Loan Repayment Programs for funding. Eighty-seven applications were reviewed and 86 were approved by the Scientific Review Committee. The 80 funded applicants (49 renewal and 31 new applicants) received awards totaling \$4,122,546. The combined (new and renewal applicants) success rate for the Intramural LRPs was 88 percent.

The Intramural General Research LRP (including ACGME Fellows) received 96 percent of all applications.

New applicants (those not previously funded) constituted 44 percent of all applications while renewal applicants (those previously funded) comprised 56 percent of all applicants. Success rates for new and renewal applicants were 78 and 96 percent, respectively.

The LRPs are open to health professionals with doctoral level, P.A., B.S.N. or A.D.N. degrees and varying levels of experience. Most new FY 2014 awardees are beginning their careers, with 77 percent having received their qualifying degrees within the last five years and 23 percent within the past six to ten years.

Physician doctorates (including dual physician doctorates, for example, MD/PhD degrees) comprised 84 percent of the awards, while those with academic doctoral level degrees received 13 percent of the total awards.

Ninety-seven percent of the new awardees had educational debt greater than \$50,000, with 32 percent having debt levels greater than \$200,000.

Women received 44 (55%) of the 80 intramural LRP awards, Black/African American applicants received 4 (5%) awards, Asians received 8 (10%) awards, and Hispanics received 4 (5%) awards.

The Three Intramural Loan Repayment Programs

AIDS Research:

In November 1988, Public Law (Pub. L.) 100-607 introduced Section 487A of the Public Health Service (PHS) Act (42 USC 288-1), authorizing the National Institutes of Health (NIH) to establish a program of educational loan repayment to attract additional health professionals into Acquired Immunodeficiency Syndrome (AIDS) research. The mission of the NIH AIDS Research Loan Repayment Program is to attract highly qualified physicians, nurses, and scientists to HIV/AIDS research by countering the growing economic disincentives to embark on biomedical research careers, using loan repayment as an incentive.

Clinical Research for Individuals from Disadvantaged Backgrounds:

In June 1993, Pub. L. 103-43 authorized Section 487E (42 USC 288-5), which established a program of educational loan repayment to attract physicians or dentists from disadvantaged backgrounds to conduct clinical research. Clinical research is patient-oriented research that is conducted with human subjects or research on the causes and consequences of disease in human populations involving material of human origin for which an investigator or colleague directly interacts with human subjects in an outpatient or inpatient setting to clarify a problem in human physiology; pathophysiology or disease; epidemiologic or behavioral studies; outcomes research or health services research; or developing new technologies, therapeutic interventions, or clinical trials. The mission of the NIH Clinical Research Loan Repayment Program is to recruit highly qualified health professionals from disadvantaged backgrounds to serve as clinical researchers, using loan repayment as an economic incentive.

General Research:

In June 1993, Pub. L. 103-43 authorized Section 487C (42 USC 288-3), which established a program of educational loan repayment to attract highly qualified health professionals, particularly physicians, to conduct research at the NIH. The mission of the General Research Loan Repayment Program is to attract talented researchers to public service as employees of the NIH using loan repayment as an economic incentive. Generally, those at a tenure track or above level are given priority for funding of LRP awards.

General Research for ACGME Fellows:

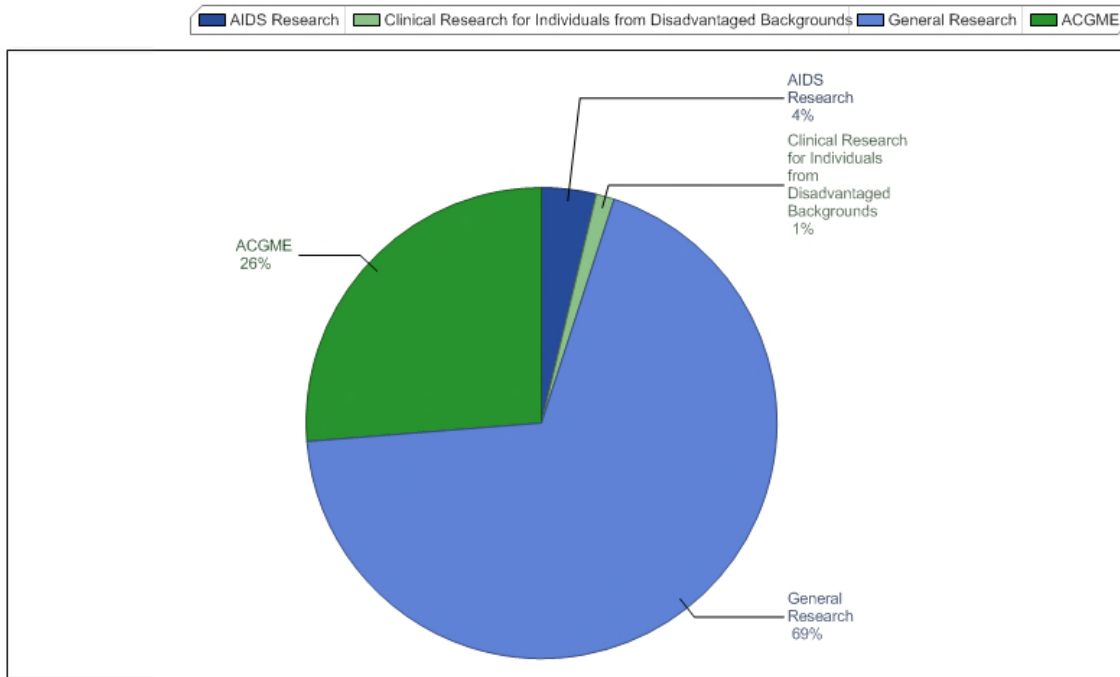
General Research LRP for ACGME Fellows provides up to \$17,000 per year in loan repayment (plus tax reimbursement) and is currently available to fellows offered employment by the NIH in subspecialty and residency training programs accredited by the Accreditation Council for Graduate Medical Education (ACGME). Qualifying fellows must hold a three-year appointment.

Applications, Awards, and Success Rates by Program (New and Renewal)

LRP	New			Renewal			Total		
	Applications	Awards	Success Rate	Applications	Awards	Success Rate	Applications	Awards	Success Rate
	N	n		N	n		N	n	
AIDS Research	N/A	N/A	N/A	3	3	100%	3	3	100%
Clinical Research for Individuals from Disadvantaged Backgrounds	N/A	N/A	N/A	1	1	100%	1	1	100%
General Research	19	10	53%	47	45	96%	66	55	83%
- ACGME Fellows*	21	21	100%	N/A	N/A	N/A	21	21	100%
Total	40	31	78%	51	49	96%	91	80	88%

* General Research includes a program for Accreditation Council for Graduate Medical Education (ACGME) Fellows.

Funding by Program (New and Renewal)



LRP	New		Renewal		Total	
	Awards	Funding	Awards	Funding	Awards	Funding
	n		n		n	
AIDS Research	0	\$0	3	\$58,489	3	\$58,489
Clinical Research for Individuals from Disadvantaged Backgrounds	0	\$0	1	\$11,592	1	\$11,592
General Research	10	\$1,133,505	45	\$1,399,825	55	\$2,533,331
- ACGME Fellows*	21	\$1,519,134	0	\$0	21	\$1,519,134
Total	31	\$2,652,639	49	\$1,469,907	80	\$4,122,546

* General Research includes a program for Accreditation Council for Graduate Medical Education (ACGME) Fellows.

Funding by NIH Institutes and Centers (New Awards)

IC	Awards	Funding
	n	
CC	3	\$224,145
NCI	9	\$672,435
NHGRI	2	\$179,439
NHLBI	3	\$224,145
NIAID	5	\$449,237
NICHD	1	\$74,715
NIDCD	1	\$153,825
NIDCR	1	\$153,825
NIGMS	1	\$114,939
NIMH	2	\$154,655
NINDS	3	\$251,279
Total	31	\$2,652,639

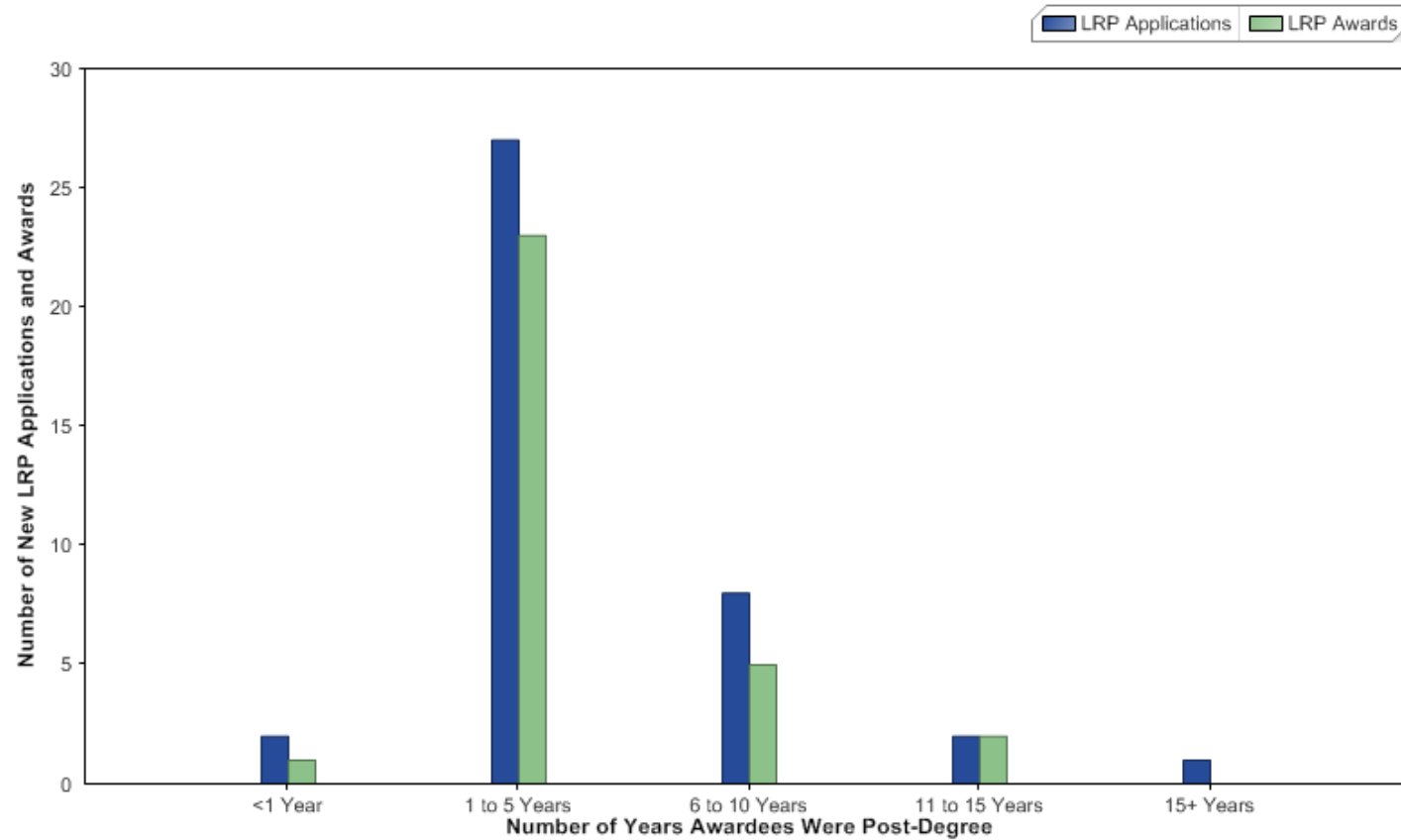
Funding by NIH Institutes and Centers (Renewal Awards)

IC	Awards	Funding
	n	
CC	6	\$164,364
NCI	9	\$315,548
NHGRI	4	\$183,783
NHLBI	1	\$51,275
NIAAA	1	\$11,619
NIAID	10	\$267,126
NIAMS	2	\$102,550
NICHD	2	\$72,419
NIDA	1	\$15,113
NIDCR	2	\$15,340
NIEHS	2	\$60,687
NIMH	1	\$51,275
NIMHD	2	\$48,268
NINDS	4	\$89,113
NINR	1	\$12,500
NLM	1	\$8,926
Total	49	\$1,469,907

Funding by NIH Institutes and Centers (New ACGME Awards)

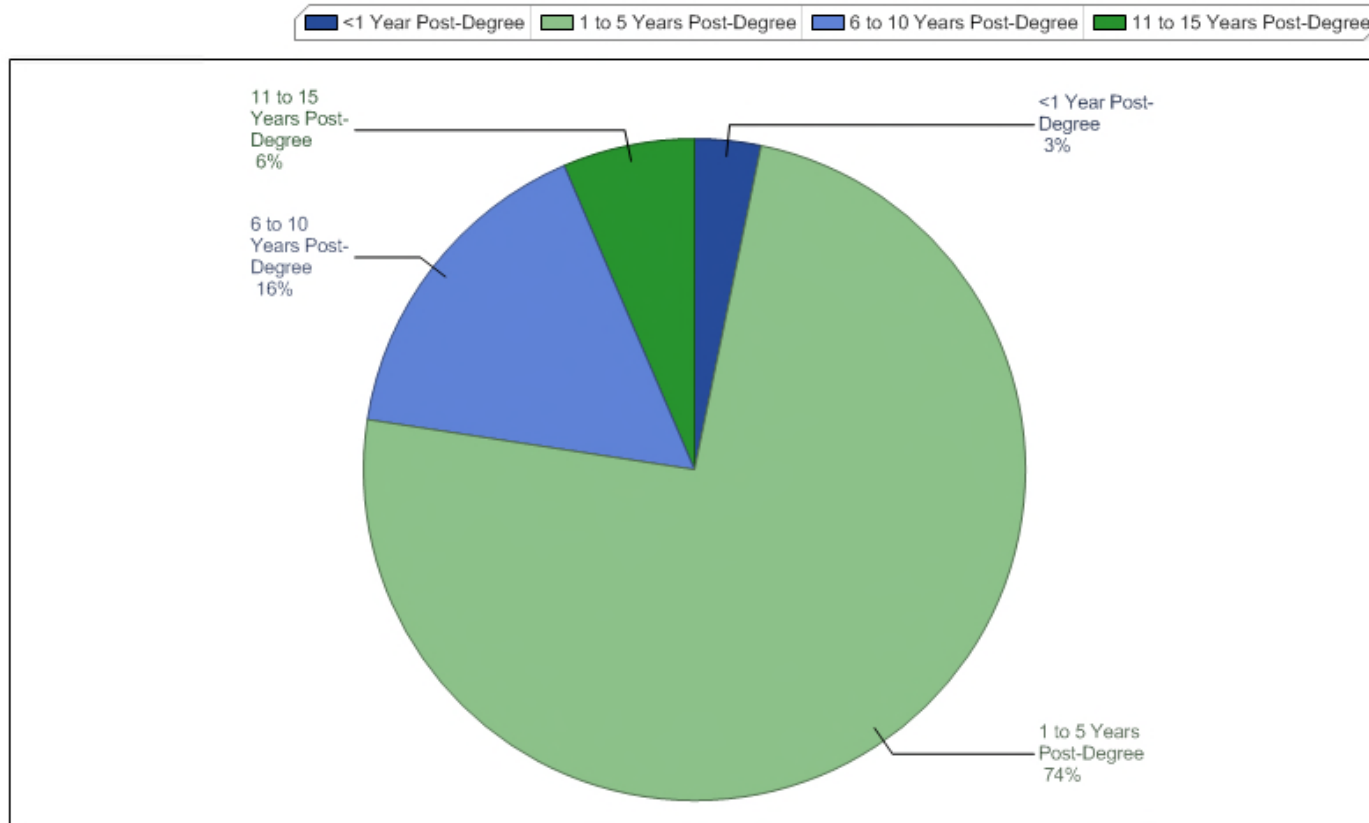
IC	ACGME Program	Program Awards
CC	Critical Care Medicine	3
NCI	Pediatric Hematology-Oncology	4
NCI	Medical Oncology	3
NCI	Anatomic Pathology	2
NHLBI	Hematology	3
NIAID	Infectious Diseases	2
NIAID	Allergy and Immunology	2
NICHD	Pediatric Endocrinology	1
NINDS	Vascular Neurology	1
Total		21

Applications, Awards, and Success Rates by Post-Degree Years (New)



Years	LRP Applications	LRP Awards
<1 Year	2	1
1 to 5 Years	27	23
6 to 10 Years	8	5
11 to 15 Years	2	2
15+ Years	1	0

Awards by Post-Degree Years (New Awards)



Years	LRP Awards
<1 Year Post-Degree	1
1 to 5 Years Post-Degree	23
6 to 10 Years Post-Degree	5
11 to 15 Years Post-Degree	2
Total	31

LRP Awards by Degree (New Awards)

LRP	Physician Doctorate	Professional Clinical Doctorate	Academic Doctorate	Physician Doctorate / Academic Doctorate	Other	Total
	n	n	n	n	n	n
AIDS Research*	0	0	0	0	0	0
Clinical Research for Individuals from Disadvantaged Backgrounds	0	0	0	0	0	0
General Research	5	1	4	0	0	10
- ACGME Fellows**	18	0	0	3	0	21
Total	23	1	4	3	0	31

Notes:

Physician Doctorate: 23 (74%) held MD or DO degrees.

Professional Clinical Doctorate: 1 (3%) held DDS, DMD, DVM, DPT, ND, OD, PharmD, or PsyD degrees.

Academic Doctorate: 4 (13%) held PhD, DrPH, EdD, or ScD degrees.

Physician Doctorate / Academic Doctorate: 3 (10%) held dual MD/PhD degrees.

Other: None held an MS/MPH degree.

* One awardee did not specify degree.

** General Research includes a program for Accreditation Council for Graduate Medical Education (ACGME) Fellows.

LRP Awards by Degree (Renewal Awards)

LRP	Physician Doctorate	Professional Clinical Doctorate	Academic Doctorate	Physician Doctorate / Academic Doctorate	Other	Total
	n	n	n	n	n	n
AIDS Research	1	0	2	0	0	3
Clinical Research for Individuals from Disadvantaged Backgrounds	1	0	0	0	0	1
General Research	35	1	6	3	0	45
Total	37	1	8	3	0	49

Notes:

Physician Doctorate: 37 (76%) held MD or DO degrees.

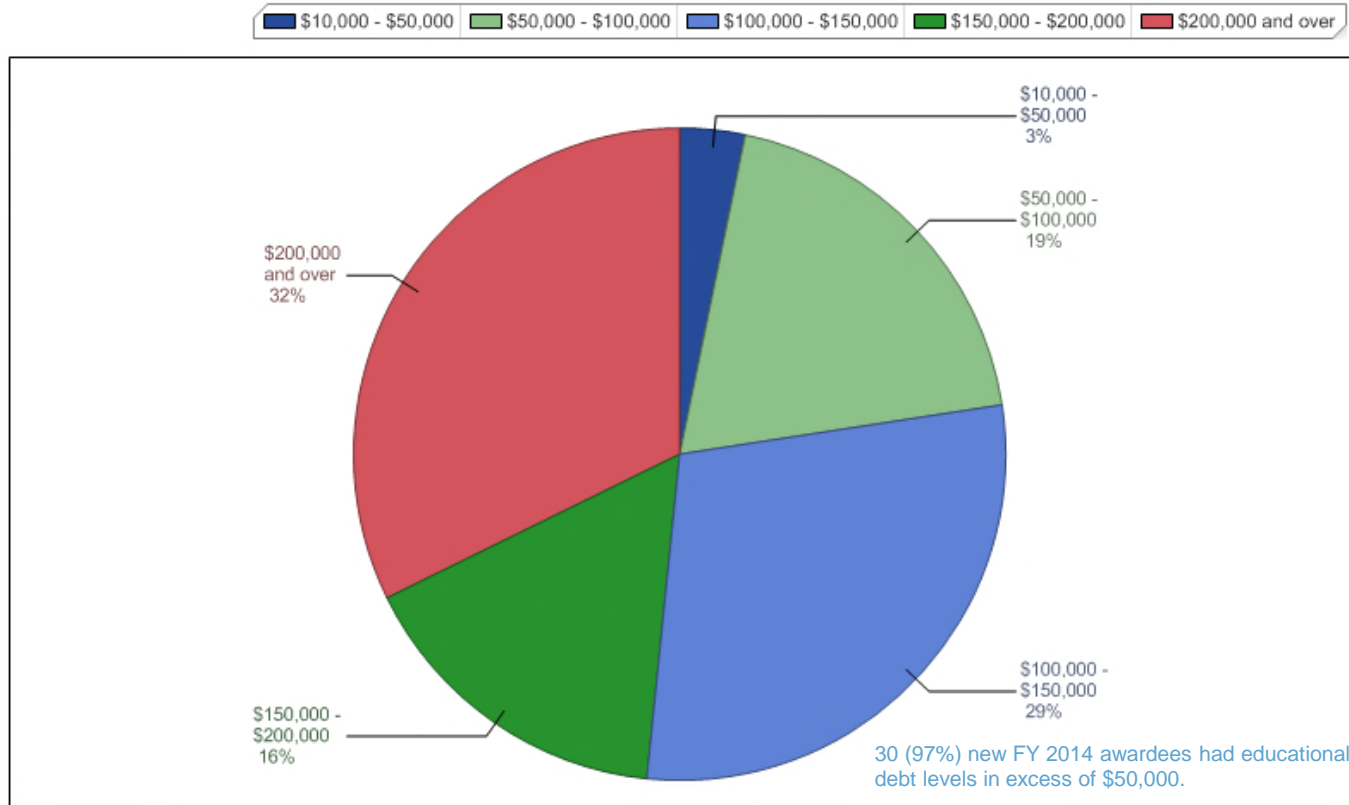
Professional Clinical Doctorate: 1 (2%) held DDS, DMD, DVM, DPT, ND, OD, PharmD, or PsyD degrees.

Academic Doctorate: 8 (16%) held PhD, DrPH, EdD, or ScD degrees.

Physician Doctorate / Academic Doctorate: 3 (6%) held dual MD/PhD degrees.

Other: None held B.S.N., M.S.N., or M.H.S degrees.

Educational Debt Levels of LRP Awardees (New Awards)



Debt Range	Number of Awardees
Less than \$10,000	0
\$10,000 - \$50,000	1
\$50,000 - \$100,000	6
\$100,000 - \$150,000	9
\$150,000 - \$200,000	5
\$200,000 and over	10
Total	31

Applications, Awards, and Success Rates by Gender (New and Renewal)

LRP	Male Applicants			Female Applicants			Gender Distribution	
	Applications	Awards	Success Rate	Applications	Awards	Success Rate	Male Awardees	Female Awardees
	N	n		N	n			
AIDS Research	1	1	100%	2	2	100%	33%	67%
Clinical Research for Individuals from Disadvantaged Backgrounds	1	1	100%	0	0	0%	100%	0%
General Research	31	24	77%	35	31	89%	44%	56%
- ACGME Fellows*	10	10	100%	11	11	100%	48%	56%
Total	43	36	84%	48	44	92%	45%	55%

* General Research includes a program for Accreditation Council for Graduate Medical Education (ACGME) Fellows.

Awardee Demographics by Ethnicity

LRP	Awards	Hispanic or Latino	Not Hispanic or Latino
All Intramural LRPs, n	80	4	76
Percentage of Awards	100%	5%	95%

Awardee Demographics by Race

LRP	American Indian or Alaska Native	Black or African-American	Asian	Native Hawaiian or Other Pacific Islander	White	Other / No Response	Awards
All Intramural LRPs, n	0	4	8	0	56	12	80
Percentage of Awards	0%	5%	10%	0%	70%	15%	100%

**Patricia A. Cole, Ph.D. Director,
Loan Repayment Programs,
Office of Intramural Research,
Office of the Director,
National Institutes of Health,
Department of Health and Human Services**

Loan Repayment Programs (LRP) Web Site:
www.lrp.nih.gov