



MN Drugged Driving Summit

Nationwide and Statewide Trends

Prepared by: Kent Bailey
North Central High Intensity Drug Trafficking Areas (HIDTA)
Investigative Support Center (ISC)
Criminal Information Sharing & Analysis Unit (CISA)

Brief Overview of Drug Trends

- Increase in trafficking of counterfeit pills containing fentanyl.
- Emergence of rainbow and colored fentanyl within Minnesota.
- Common counterfeit pills are oxycotin, Xanax, and Adderall.
- Continued trafficking into the Minnesota region via the I-35 corridor.
- Continued increase in overdose deaths.

Anoka

Dakota

Hennepin

Ramsey

Washington

St. Louis

Olmsted

Recent Trend: Rainbow Fentanyl

- Increased presence of colored fentanyl in the form of M-30 pills and in bricks.
 - Bricks may appear like chalk.
- Rainbow fentanyl has been nicknamed after real candy products, such as Sweet Tarts, Skittles, and Fruity Pebbles.
- Most of the fentanyl and rainbow fentanyl is produced by the Sinaloa and CJNG cartels.
- (LES) One recent seizure occurred on 01/10/2022 in Anoka, MN.
 - (LES) Colorful, purple, and tan chunks of chalk were recovered.

Anoka

Dakota

Hennepin

Ramsey

Washington

St. Louis

Olmsted

Recent Trend: Xylazine

- Xylazine is a long-acting sedative and has become increasingly present in the illicit drug supply.
- Xylazine is used for veterinary purposes, such as an animal tranquilizer, sedative, analgesic, and muscle relaxant.
- Xylazine is not a controlled substance but requires a veterinary prescription to be obtained.
- As of mid-2022, all xylazine-involved overdose deaths also contained fentanyl.

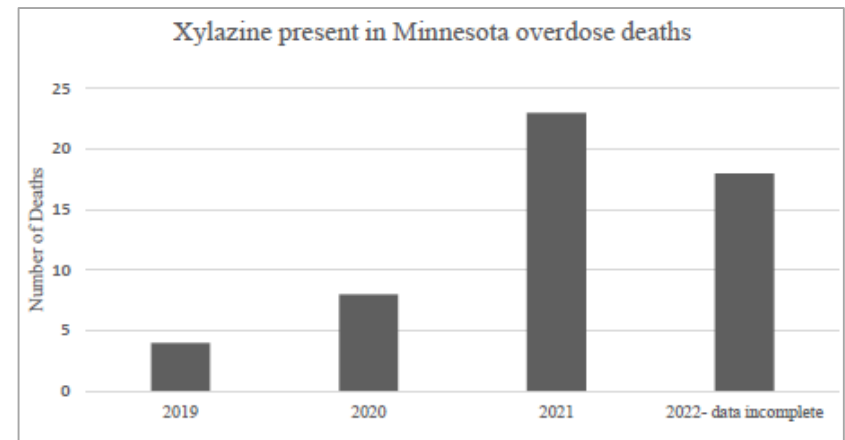


Figure 1. Overdoses in Minnesota between 2019 – 2022 where xylazine was present. Data cutoff in the late-summer of 2022.

I-35 Corridor Trends

- In 2022, there were 72 seizures on I-35 recorded in EPIC.
 - 12 of which were in MN.
- Top Drugs Seized along I-35 between 2020-2022:
 - Methamphetamine
 - 783 kilos
 - Cannabis
 - 1,973 kilos & 11,735 du
 - Cocaine
 - 283 kilos
 - Fentanyl
 - 132 kilos & 17,151 du
 - Heroin
 - 9.76 kilos

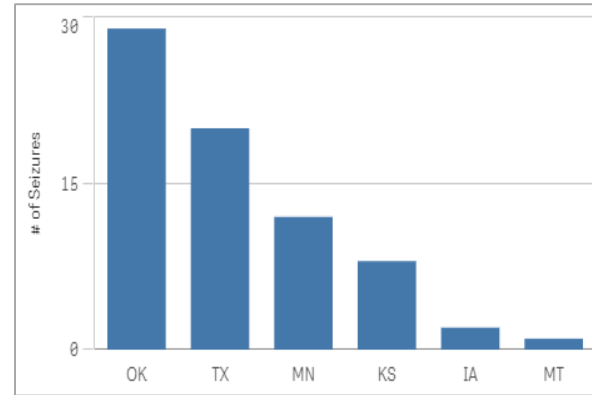


Figure 2. States where seizures occurred along I-35 in 2022.

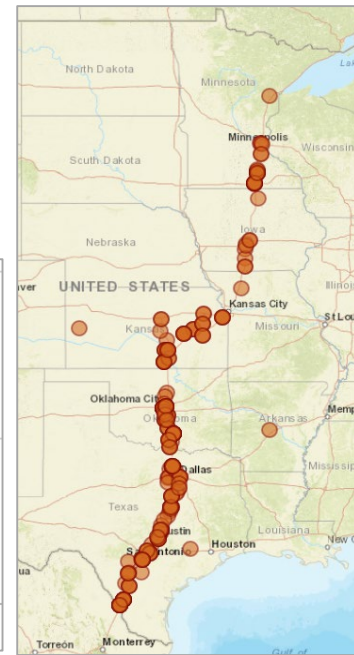


Figure 3. I-35 seizures reported in EPIC between 2018-2022.

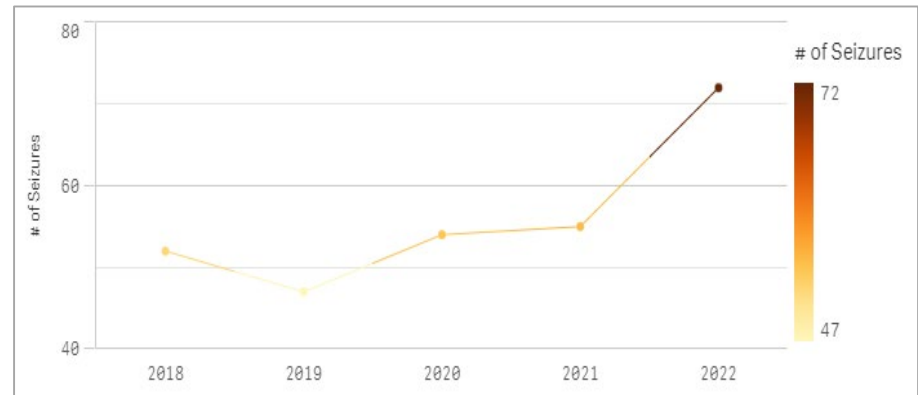


Figure 4. Number of seizures recorded in EPIC on I-35 between 2018-2022.

*Data retrieved from EPIC on 01/11/2023

I-35 Corridor Trends

- Top concealment methods between 2020 – 2022:
 - The seat was the most common hide spot in the vehicle.
 - Clothing was the most common body concealment tactic.
 - A backpack was the most common type of luggage concealment.
- Top 5 vehicle makes between 2020 – 2022:
 - Chevrolet
 - Unknown
 - Ford
 - Dodge
 - Toyota
- Top 5 vehicle tag states between 2020 - 2022:
 - Texas
 - Oklahoma
 - Unreported
 - Kansas
 - Minnesota

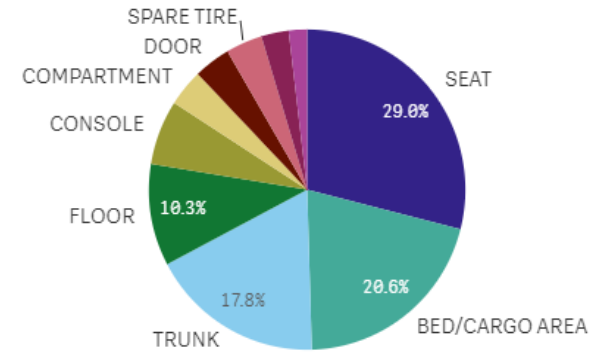


Figure 5. Structural hides in vehicles found during seizures along I-35 between 2020-2022

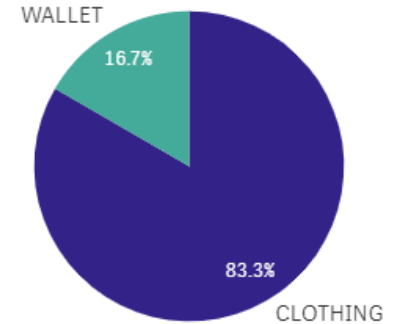


Figure 6. Body location hides found during seizures along I-35 between 2020-2022

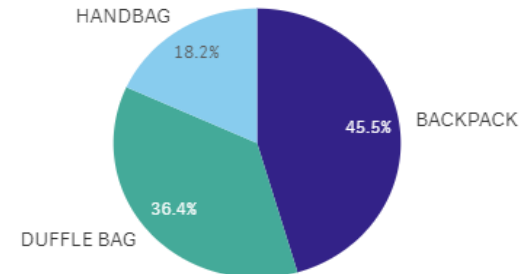


Figure 7. Luggage hides found during seizures along I-35 between 2020-2022

*Data retrieved from EPIC on 01/11/2023

Examples of Recent I-35 Corridor Hides

- Trends on I-35 in Texas:

- Anti-freeze containers
 - Especially common along the border
- 1 gallon Igloo containers
- Large coolers
- 5-gallon paint buckets
 - May have actual paint on top
- Stone/Marble stands/fixtures/tables filled with liquid.
 - 1 stone fixture held up to 8 kilos of meth
- Vehicle rims
 - Especially Toyota
- Floor of travel trailers
 - Ex 1970s trailer lined with new sheet metal/riveting

- Penske Rental Vehicle

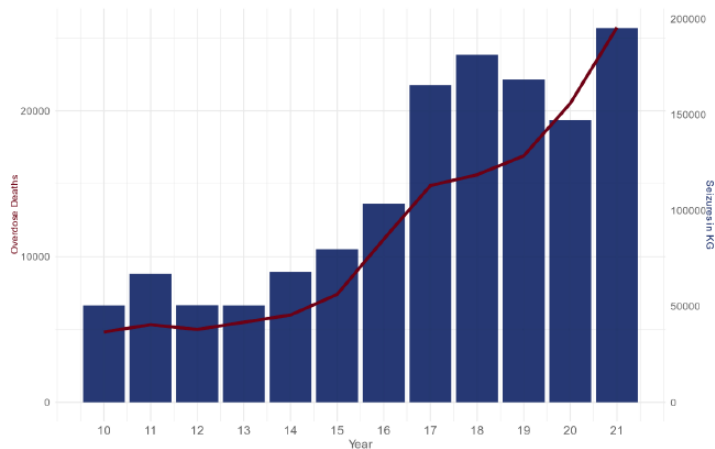
- Freezers in altered cardboard boxes

- Seized:

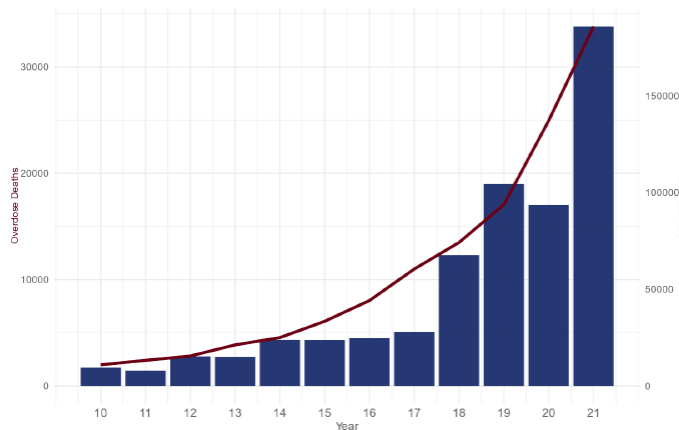
- 455 THC edibles
- 33 lbs wax
- >10,000 vape pens

Relationship Between Overdose Deaths and Drug Seizures

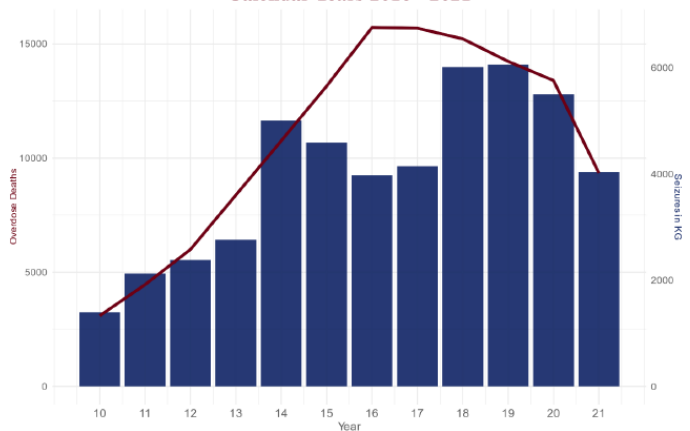
**U.S. Cocaine Overdose Deaths and Seizures
Calendar Years 2010 - 2021**



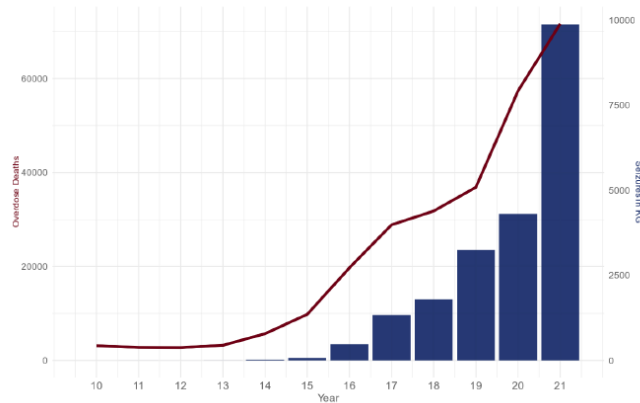
**U.S. Stimulant Overdose Deaths and Seizures
Calendar Years 2010 - 2021**



**U.S. Heroin Overdose Deaths and Seizures
Calendar Years 2010 - 2021**



**U.S. Fentanyl Overdose Deaths and Seizures
Calendar Years 2010 - 2021**



*Sourced from the November 2022 HIDTA NETI Report

Anoka Dakota Hennepin Ramsey Washington St. Louis Olmsted



2021 MN Overdose Death Demographics

- In 2021, SUDORS reported 1,237 overdose deaths in MN.
 - 82.2% of deaths involved at least one opioid.
 - The most common opioid was fentanyl.
 - The most common stimulant was methamphetamine.
- Most impacted populations:
 - Males
 - Alaska Natives
 - 25–34-year-olds

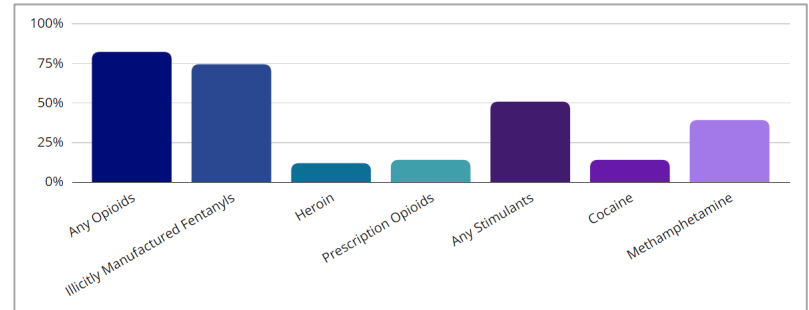


Figure 4. Percent of drug categories involved in overdose-related deaths in Minnesota in 2021. Retrieved from SUDORS.

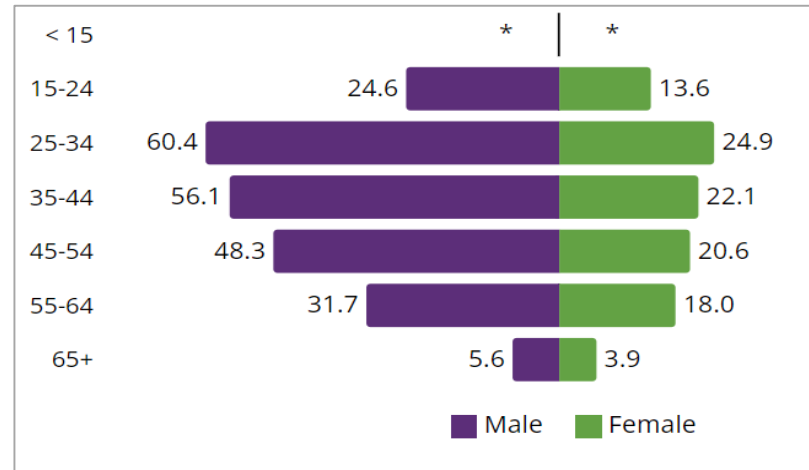
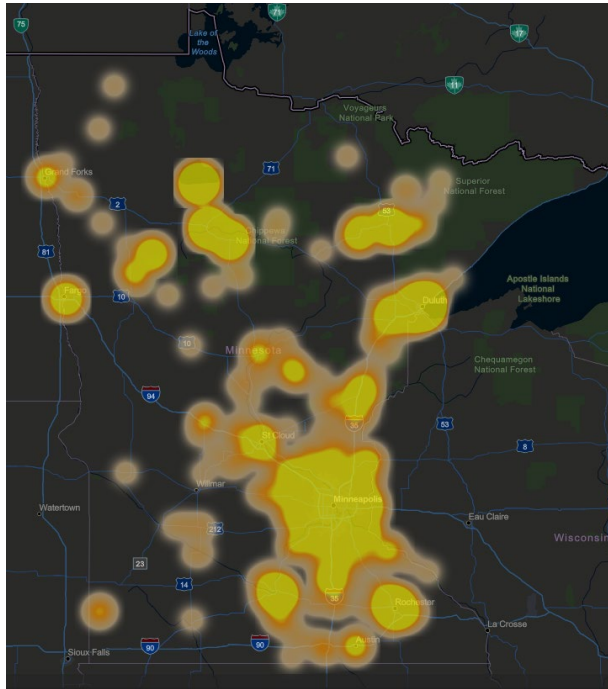


Figure 5. 2021 overdose deaths distributed by age and gender. Retrieved from SUDORS.

*Sourced from CDC SUDORS Dashboard. Retrieved on 01/12/2023.

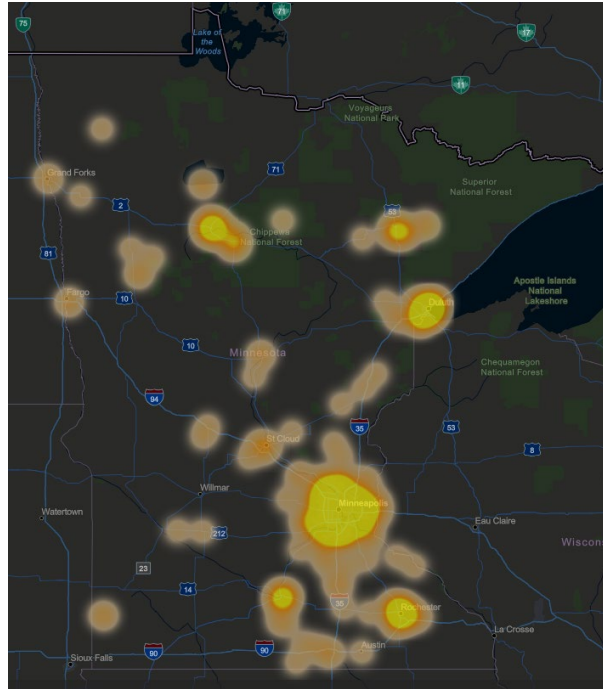
Anoka Dakota Hennepin Ramsey Washington St. Louis Olmsted

MN ODMAP Report in 2022



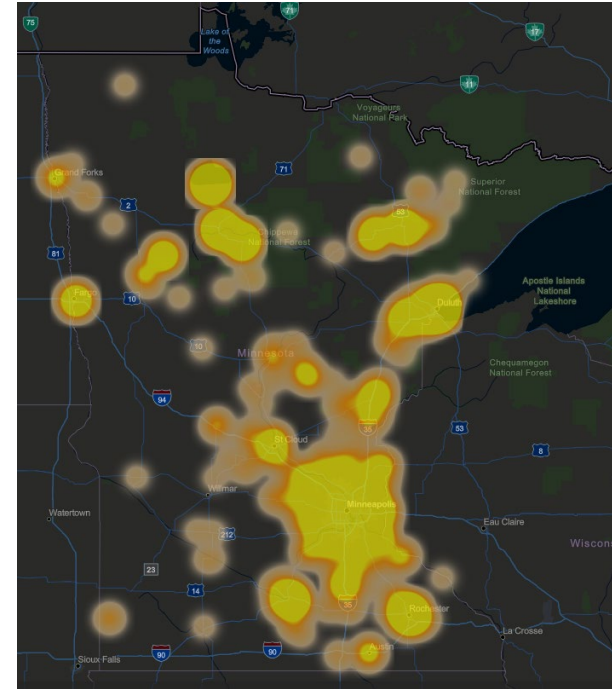
6,246 Fatal and Nonfatal Overdose ODMAP Entries Between 01/01/2022 – 12/31/2022.

This is a 9.1% increase from 2021.



682 Fatal Overdose ODMAP Entries Between 01/01/2022 – 12/31/2022.

This is a 7.9% increase from 2021.



5,564 Nonfatal Overdose ODMAP Entries Between 01/01/2022 – 12/31/2022.

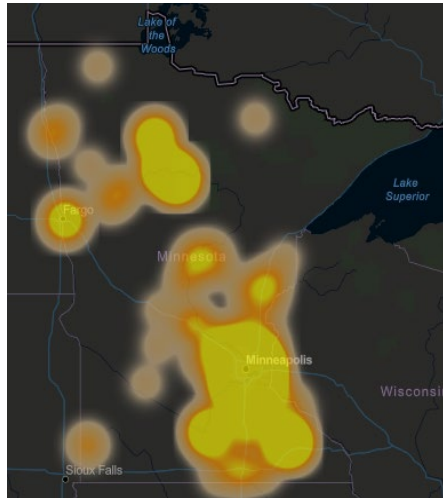
This is a 9.3% increase from 2021.

Anoka Dakota Hennepin Ramsey Washington St. Louis Olmsted

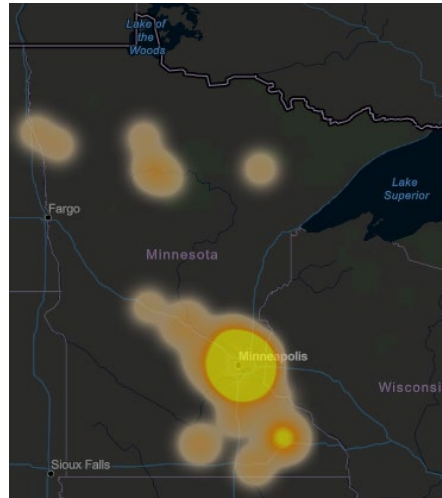
*Data retrieved on 01/03/2023



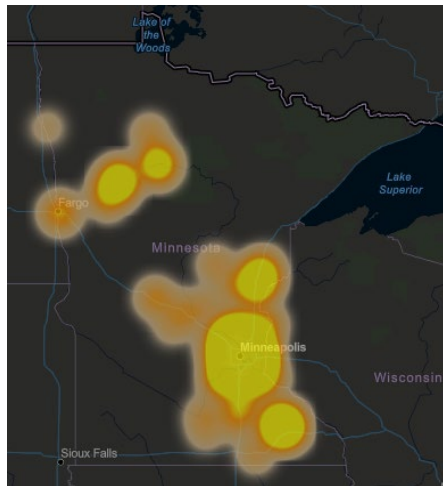
MN ODMAP Report in 2022



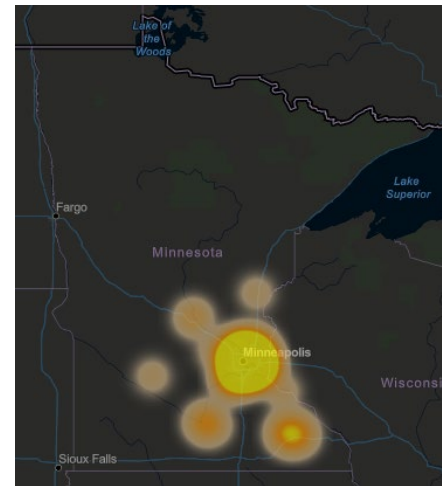
Fentanyl



Methamphetamine



Heroin



Cocaine/Crack

- In 2022, ODMAP reported:
 - **6,246 suspected overdoses**
 - 16.5% suspected of fentanyl
 - 10% suspected of heroin
 - 5.9% suspected of prescription drugs
 - 3.5% suspected of methamphetamine
 - 2.3% suspected of cocaine/crack
 - **682 fatal overdoses**
 - 24% suspected of fentanyl
 - 15.5% suspected of heroin
 - 6.6% suspected of prescription drugs
 - 6.5% suspected of methamphetamine
 - 6.3% suspected of cocaine/crack
 - **2,437 Naloxone administrations**
 - Administered during 21.5% of fatal ODs
 - Administered during 36.7% of nonfatal ODs

*Data retrieved on 01/03/2023

Anoka Dakota Hennepin Ramsey Washington St. Louis Olmsted

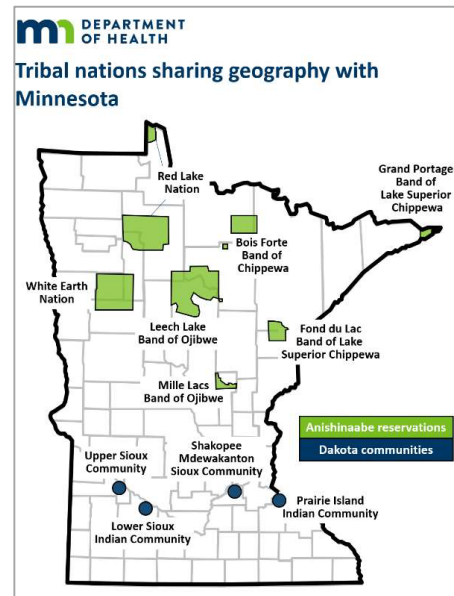


Figure 6. Map of Minnesota First Nations and Current Tribal Lands.

Reservations

- There are 11 Federally Recognized Indian Tribes in Minnesota: seven Anishinaabe (Chippewa, Ojibwe) reservations and four Dakota (Sioux) communities in Minnesota.
- Red Lake Indian Reservation Overdose Death statistics between 2018 - 2022:
 - 32 overdose deaths
 - 43.75% of deaths occurred in 2022
 - Fentanyl and methamphetamine were the most common substances at fault.
 - Average age of victim's was 36 years old.

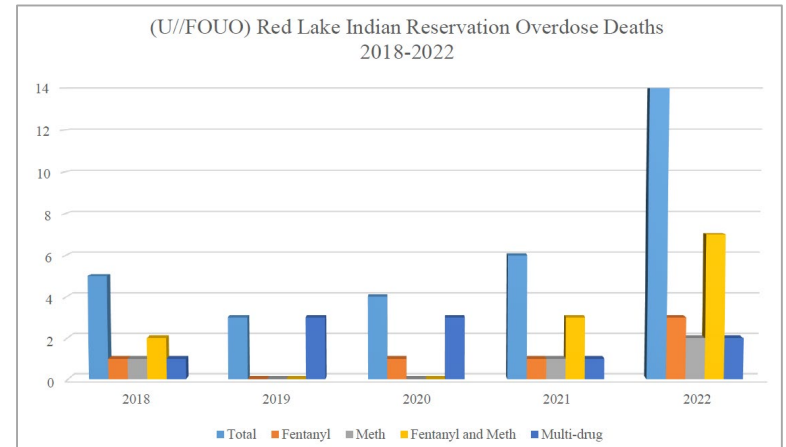


Figure 7. Red Lake Indian Reservation overdose deaths between 2018-2022. Source: FBI Minneapolis.

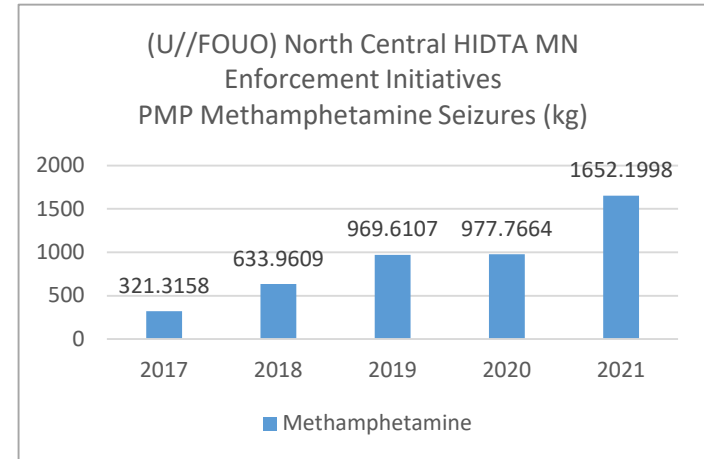
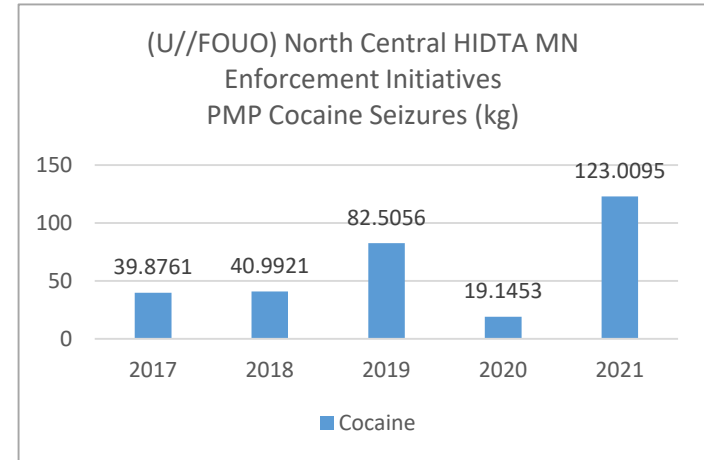
MN HIDTA Seizure Stats

- Cocaine

- Powder cocaine is the predominant form seized.
- In 2021, 9 drug trafficking organizations in the MN HIDTA region were reported as trafficking cocaine.
- Main origins of cocaine entering the region were reported as Mexico and Southwest Border states, especially Arizona, California, and Texas.

- Methamphetamine

- 69% increase in meth seizures between 2020 and 2021.
- In 2021, 32 drug trafficking organizations in the MN HIDTA region were reported as trafficking meth.
- Minneapolis-St. Paul is a known distribution hub of meth in the Upper Midwest.

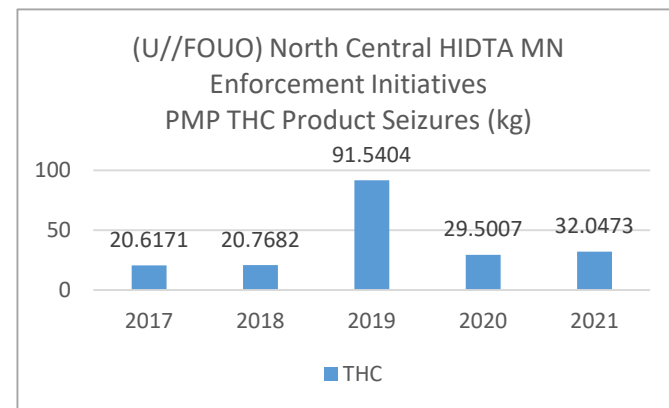
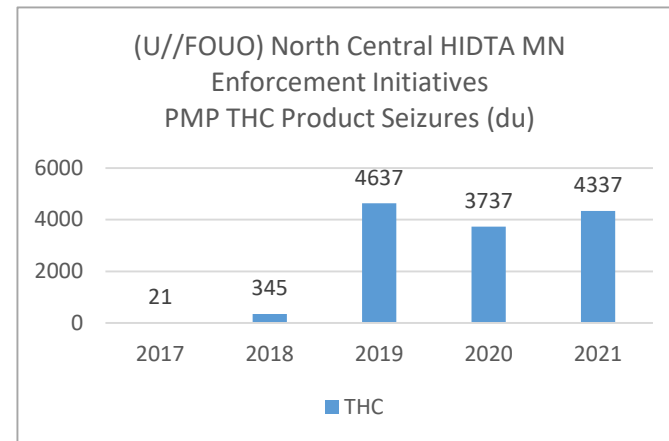
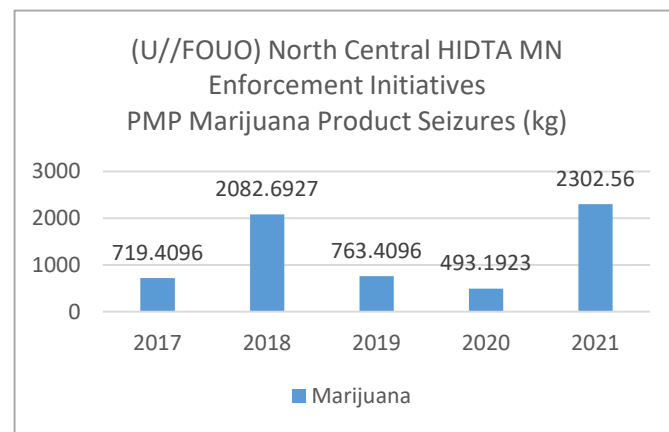


*Data retrieved from PMP on 10/28/2022

Anoka Dakota Hennepin Ramsey Washington St. Louis Olmsted

MN HIDTA Seizure Stats

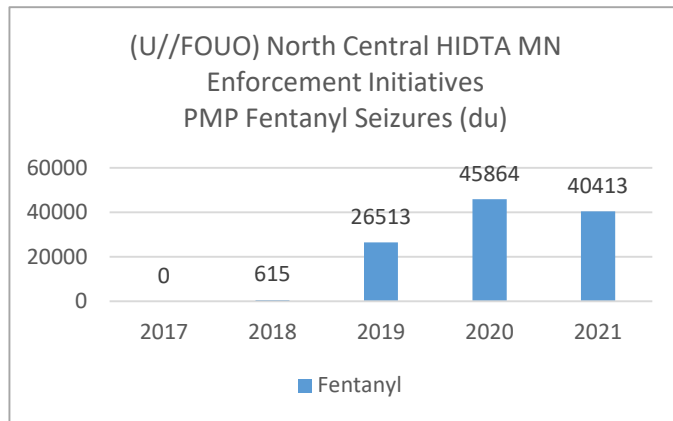

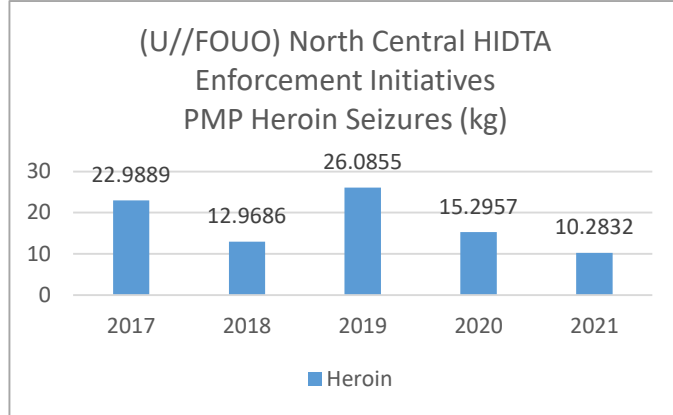
- Marijuana and THC
 - In 2021, 8 drug trafficking organizations in the MN HIDTA region were reported as trafficking marijuana and THC products.
 - Source locations are typically from states that have legalized marijuana to some extent, such as California, Colorado, Oregon, and Washington.



*Data retrieved from PMP on 10/28/2022

MN HIDTA Seizure Stats

- In 2021, 51% of drug trafficking organizations in the MN HIDTA region were reported as trafficking opioids.
- Opioids are primarily sourced to the region from Mexico, China, or Southwest Border states.
- Opioids used to be frequently routed to Minnesota through Chicago, however, recent trends indicate opioids are now more frequently entering the region directly from Southwest Border states.
- Heroin
 - Seizures decreased 33% between 2020 to 2021.
- Fentanyl
 - The amount of powder fentanyl seized increased over 1,000% between 2020 and 2021.
 - The amount of fentanyl dosage units seized decreased 11.9% between 2020 and 2021.



*Data retrieved from PMP on 10/28/2022

SEMVCET & RPD CIU Seizure

- In September 2022, SEMVCET and the Rochester Police CIU unit were assisting investigating a theft. The suspect vehicle had narcotics in plain view.
- A search of two vehicles and one hotel room resulted in the seizure of several pounds of narcotics.
- The suspects claimed to discover the narcotics while burglarizing a storage unit.
- Individuals associated with the storage unit were investigated, and one of which was known to make frequent trips to California.
- Investigators conducted an interdiction on the suspect's vehicle upon its return to Minnesota from California.
- In total, 72 lbs of fentanyl, 86 lbs of cocaine, 52 lbs of methamphetamine, 10,000g of marijuana, and approximately 40,000 M-30 pills were seized.

Anoka

Dakota

Hennepin

Ramsey

Washington

St. Louis

Olmsted

Steel Roll Seizure

- Dakota County Sheriff's Office seized 917 lbs of methamphetamine.
- Hides:
 - Three large rolls of industrial sheet metal.
 - Ten large PVC tubes hidden within each roll of sheet metal.
- A nationwide alert about the seizure resulted in a seizure at the U.S.-Mexico border of a second vehicle using the same concealment methods.

Vitamin Bottle Seizure

- In October 2022, Bloomington PD seized an estimated 108,943 blue counterfeit “M30” pills.
- The pills tested positive for fentanyl.
- Hides:
 - 11 commercially sealed vitamin bottles.
 - The bottles were hidden inside a suitcase.

Chip Bag Seizure

- In March 2022, the Southwest Hennepin Drug Task Force, the DEA, and the USPIS seized a significant amount of blue counterfeit “M30” pills suspected to contain fentanyl.
- Hide:
 - Chip Bags
- The chip bags were sent via USPS or carried in checked luggage.

Anoka

Dakota

Hennepin

Ramsey

Washington

St. Louis

Olmsted

Marijuana in Cans Seizure

- In January 2019, the Hennepin County's VOTF recovered multiple pounds of marijuana throughout various cities in Minnesota. Distributed via USPS.
- Hides:
 - One-gallon cans containing one-pound sealed bags of marijuana.
 - 6 cans were packed in each cardboard case.
- Hide techniques attempt to visually conceal the marijuana and mask its odor.

Anoka Dakota Hennepin Ramsey Washington St. Louis Olmsted

Contact Us

MN North Central HIDTA - Investigative Support Center
MNISC@NorthCentralHIDTA.org / 612-596-6742 (Main)

NC HIDTA Team:

- Kent Bailey - NC HIDTA Deputy Director
- Rick Palaia – ISC Manager
- Janelle Myslicki– Hennepin Co
- Breanna Dexter – Washington Co
- Kelsey Tatarek– Anoka Co
- Vacant – Dakota Co
- Samantha Wagner – Ramsey Co
- Ben Kroll – Counterdrug Task Force
- Vacant – Drug Intelligence Officer (DIO)
- Hayley McCarron – Public Health Analyst (PHA)

Anoka

Dakota

Hennepin

Ramsey

Washington

St. Louis

Olmsted