

# 2018 Community Development Program Project Summary

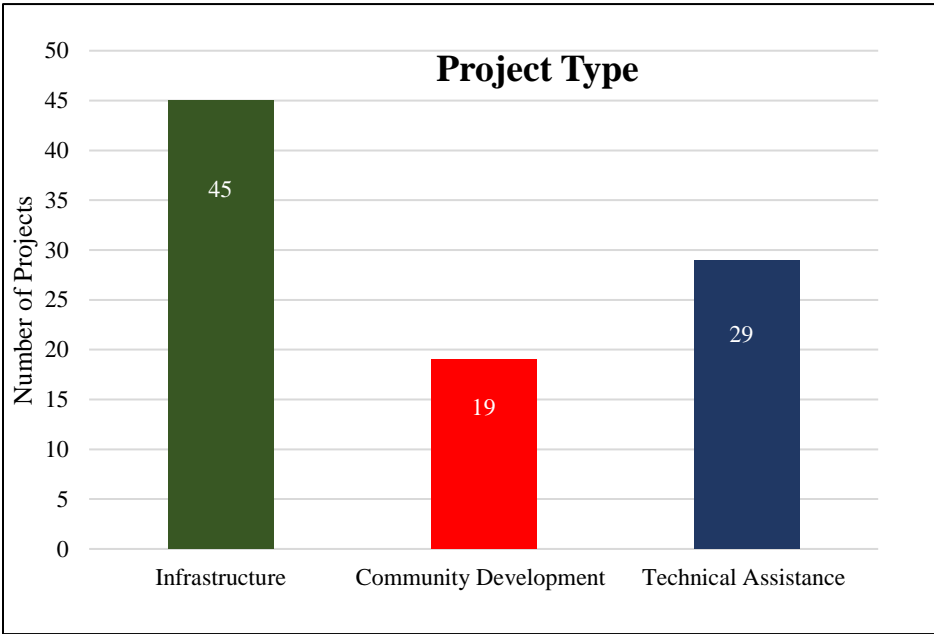
Between November 2017- November 2018 Community Development Staff completed 11 projects, secured funding for 15 projects, and took on 13 new projects. Additionally, 6 projects were placed on hold for the time being.

County	2017	2018							
	Projects	On Hold	Complete	New	Total	Funded	Unfunded	%	Amount
Calhoun	16	0	1	1	16	4	12	25%	\$4,095,070.00
Jackson	10	0	2	2	10	3	7	30%	\$3,340,516.00
Pleasants	6	2	0	0	4	2	2	50%	\$430,000.00
Ritchie	17	2	0	1	16	8	8	50%	\$8,518,502.00
Roane	15	0	1	3	17	5	12	29%	\$2,418,000.00
Tyler	13	0	1	1	13	7	6	54%	\$9,170,300.00
Wirt	8	0	2	2	8	4	4	50%	\$7,226,000.00
Wood	15	2	4	1	10	5	5	50%	\$8,268,674.00
Region	0	0	0	0	2	0	2	0%	\$0.00
<b>Totals</b>	<b>100</b>	<b>6</b>	<b>11</b>	<b>13</b>	<b>95</b>	<b>37</b>	<b>58</b>	<b>-</b>	<b>\$43,342,062.00</b>

2018 Funded Project	County	Funding Sources	Amount
Grantsville Water System Improvements	Calhoun	ARC, USDA G&L, IJDC	\$3,391,070
Jackson County Broadband Development	Jackson	SCBG BB	\$125,000
Myles Stadium Improvements Project	Ritchie	LWCF, Local	\$120,000
Pennsboro Sidewalks Phase 1	Ritchie	DOH	\$130,000
Pennsboro Sidewalks Phase 2	Ritchie	DOH	\$200,000
Cairo Sidewalks Phase 3	Ritchie	DOH, PACF	\$365,177
Reedy Bulk Water Machine	Roane	PACF	\$7,000
Spencer Wastewater Improvements Ph. 1	Roane	ARC, USDA	\$1,504,000
Tyler County Broadband Development	Tyler	SCBG BB	\$30,000
Sistersville Downtown Streetscape Ph. 2	Tyler	DOH	\$225,000
Route 18S Water Extension Ph. 1	Tyler	SCBG, USDA, IJDC, Local	\$2,059,300
Elizabeth Sewer Phase II	Wirt	DEP SRF	\$3,300,000
Elizabeth Water Extension	Wirt	IJDC, DWTRF	\$3,600,000
North Bend Rail Trail Connector	Wood	DOH, NBRTF	\$279,000
Calhoun, Clay, Roane Broadband	Multi	SCBG BB	\$125,000

### When complete, the 93 active projects in the MOV will result in approximately:

- |   |   |  |
|---|---|--|
| improved water or sewer service for <b>17,833 customers</b> , | new broadband service on <b>1</b> tower | 1 new bulk water machine                     |
| <b>19,868 LF</b> of new or improved sidewalks or trails       | <b>1</b> Dark Skies Designation         | <b>1</b> new courthouse annex                |
| <b>68 properties</b> with mitigated risk from natural hazards | <b>2</b> improved parks                 | <b>1</b> new early warning monitoring system |
| <b>2</b> broadband development plans                          | <b>1</b> spec building                  | <b>1</b> improved courthouse interior        |
|   | <b>1</b> transfer of utility ownership  | <b>1</b> cleaned industrial site.            |



### Project Type

All our 95 current projects are organized by project type.

**Infrastructure** = Water and sewer, critical infrastructure improvements or extension projects

**Technical Assistance** = projects that develop aspects of communities without administrative fees such as sidewalk improvements projects.

**Community Development** = project that develop aspects of communities with administrative fees such as flood mitigation projects.

### Project Status

The “project status” notes the stage of development of each project.

**In Development** = project scope of work and funding scenario are still being determined.

**Applying for Funds** – Scope of work defined, working to submit grant and loan applications.

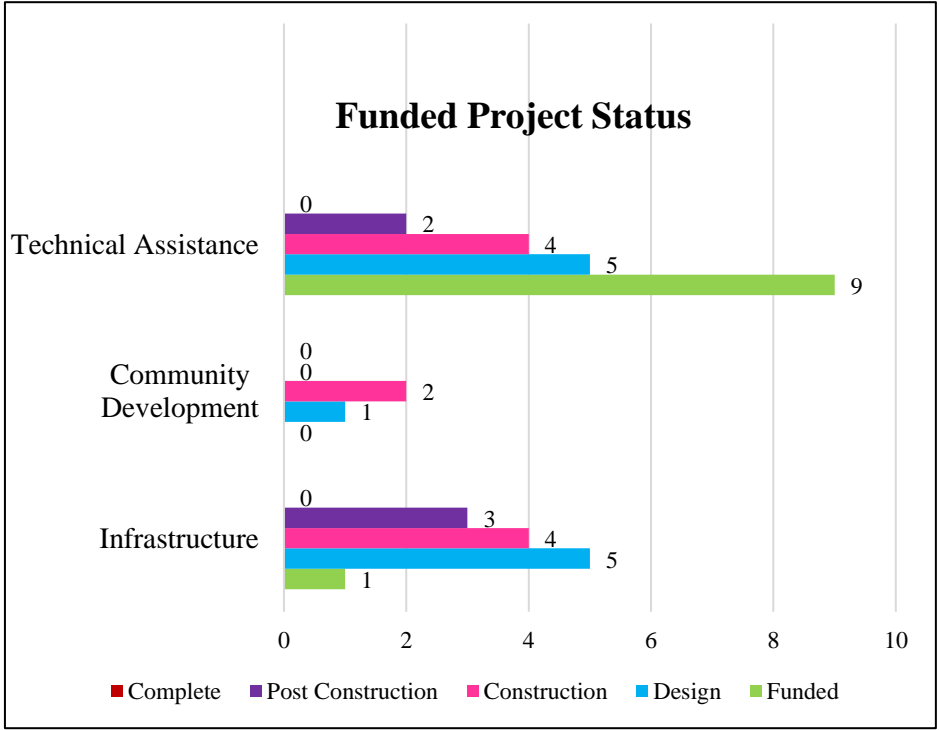
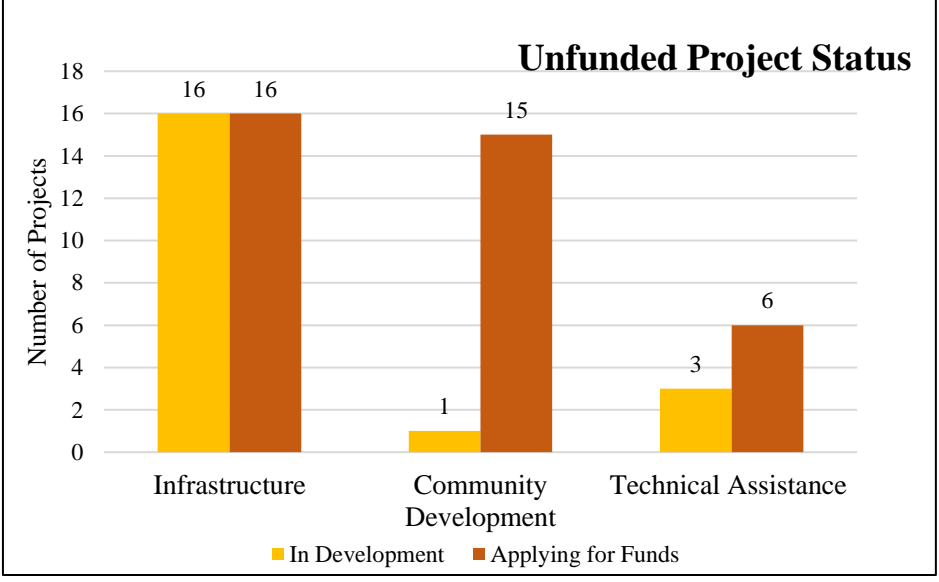
**Funded** = Funding is secured, environmental and release of funds preparations are ongoing.

**Design** = Project is under design by consultant or engineer.

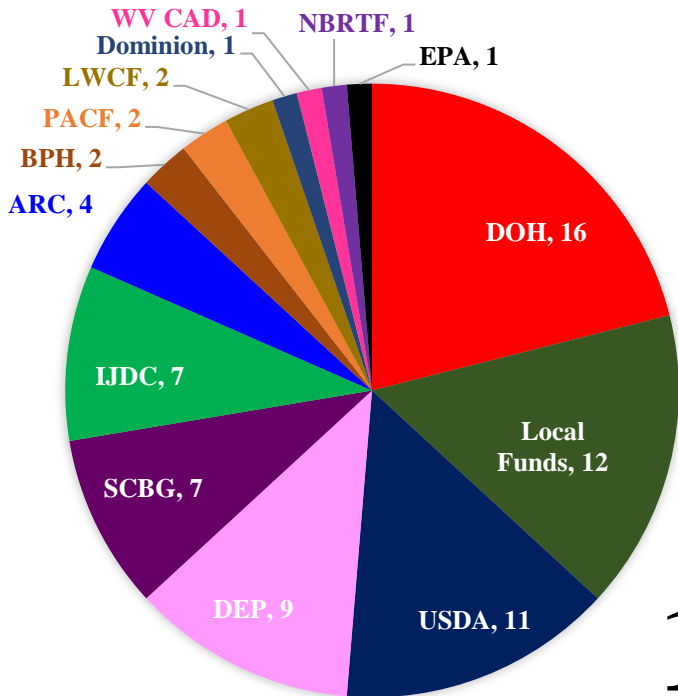
**Construction/Implementation** = Project is being constructed or project activities are being implemented.

**Post Construction** = Project activities are complete, working to complete grant and loan final reporting requirements.

**Complete** = Project reporting is complete and awaiting final project payment or approval.

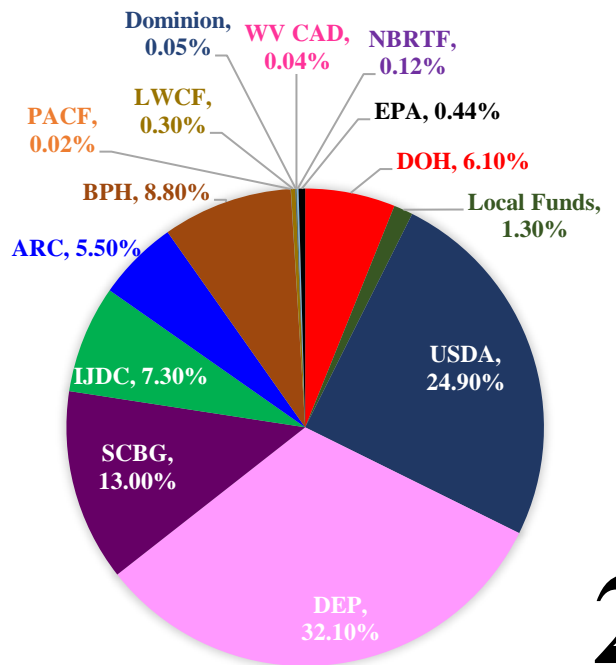


Currently, we have **36 projects completely funded totaling \$43,417,062.00**. To fund those projects, the region has been awarded **60 individual grant and loan applications from 13 separate funders**. Additionally, local funds have contributed a portion of the required funding for 12 of these projects. Pie Chart 1 below depicts the number of applications awarded by each individual funder. Pie Chart 2 depicts the portion of the \$43,417,062.00 supplied by each individual funder.



**APPLICATIONS FUNDED**

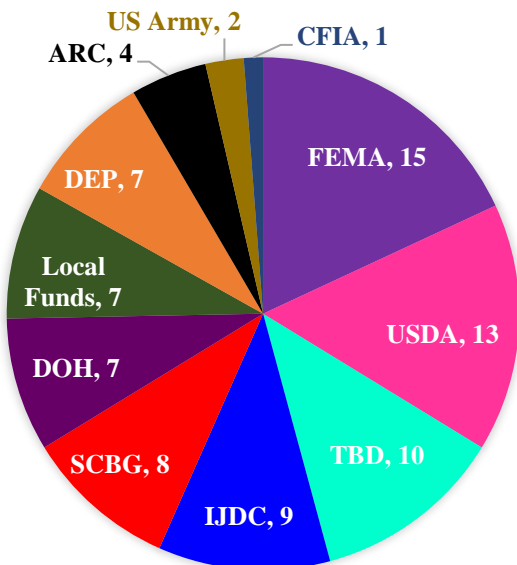
**1**



**PERCENTAGE SECURED FUNDS**

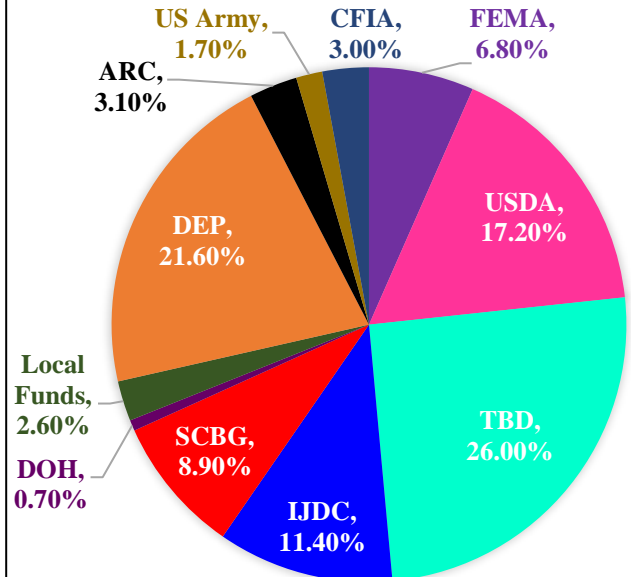
**2**

Currently, we have **58 projects pursuing funding in the total amount of \$136,889,854.00**. To fund those projects, the region has or will submit at least **78 individual grant and loan applications to 9 separate funding agencies**. Additionally, local funds will contribute a portion of the required funding for 7 projects. The source of a portion of funding is still To Be Determined (TBD). Pie Chart 3 below depicts the number of applications that will be submitted to each funder. Pie Chart 4 depicts the portion of the \$136,889,854 needed from each individual funder.



**APPLICATIONS SEEKING FUNDING**

**3**



**PERCENTAGE OF PENDING FUNDS**

**4**