

Parents, Going Paperless for Your Child's Account Is Easy!

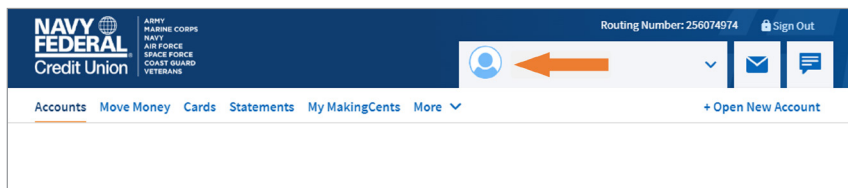


Here's how parents can sign up and view their children's digital statements.

If You're a Trusted User on Your Child's Account

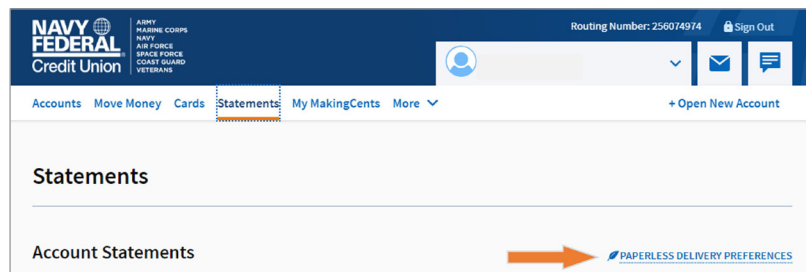
STEP 1

Sign in at navyfederal.org and select your child's profile.



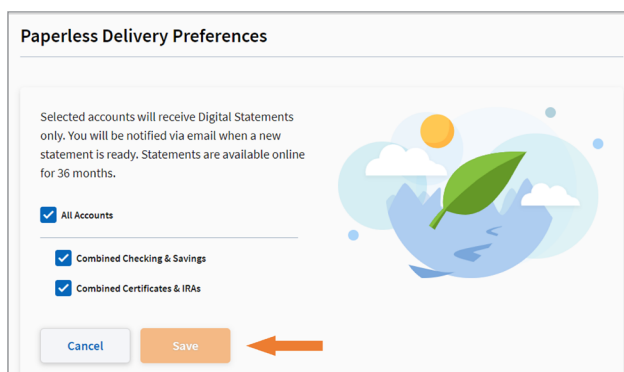
STEP 2

Go to the **Statements** tab and choose **Edit Delivery Settings**.



STEP 3

Choose which accounts you want to switch to digital statements and select **Save** to complete the process.



Not a Trusted User?

It's simple to get added. Visit navyfederal.org/forms and select the **Membership Application for a Minor** (Form NFCU 97MI) under the **Membership** section. You can also pick up a copy of the form in branch or request to have it mailed to you by calling 1-888-842-6328.

Next, complete the full application.

For Section D, if your child is **13 or younger**, check the boxes for:

- Navy Federal mobile and online banking*
- Joint Owner 1 (Trusted User for online banking only)
- Enroll in electronic statements

If your child is **between 14 and 17**, they may have mobile and online banking access, too. Check the following boxes if both you and your child require access:

- Minor (age 14 and over only)
- Joint Owner 1 (Trusted User for online banking only)
- Enroll in electronic statements

Then, submit the completed application by:

fax: 703-206-4600

mail: PO Box 3000, Merrifield, VA 22119-3000

online: Scan and attach to a secure message via our online banking service

branch drop-off

Processing may take up to 7 business days.

*Online banking access can only be provided if the joint owners are the same on all Minor accounts.

Federally insured by NCUA.

© 2024 Navy Federal NFCU 2063-E (3-24)

navyfederal.org