

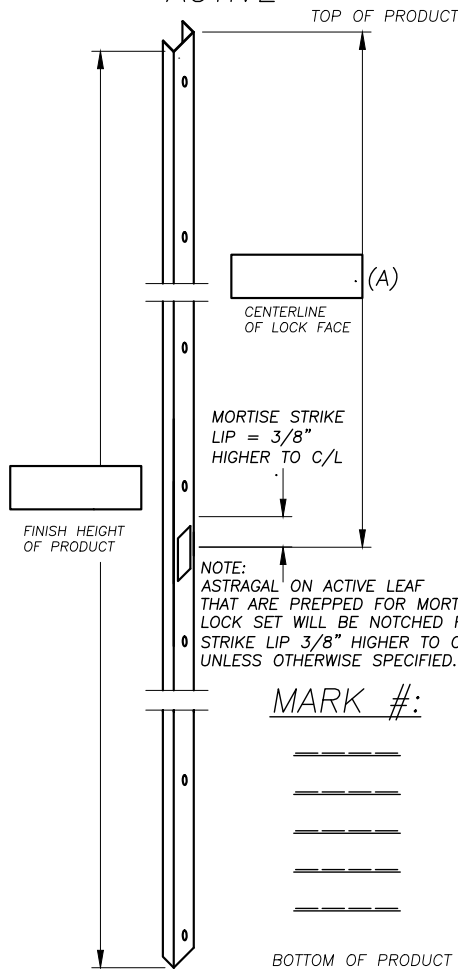
METAL EDGES & ASTRAGALS

ORDER FORM

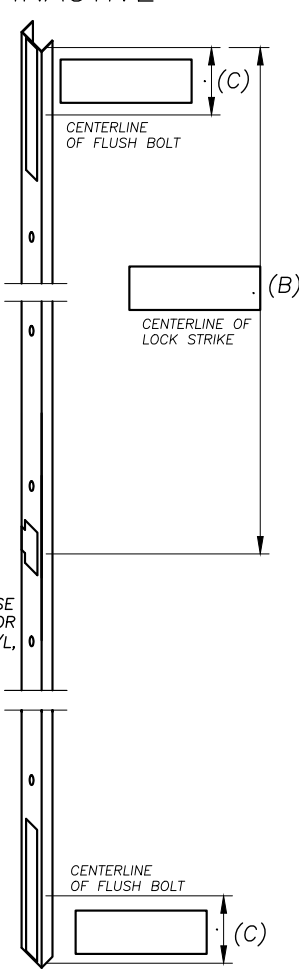
STEP 1 ORDER FORM FOR METAL EDGES/ASTRAGALS

ASTRAGAL ON ACTIVE DOOR		ASTRAGAL ON INACTIVE DOOR	
MODEL #		MODEL #	
551	(OUTSWING)	561	(INSWING)
553	RHR ACTIVE	563	RH ACTIVE
550	LHR INACTIVE	560	LH ACTIVE
552	RHR INACTIVE	562	RH INACTIVE
572		574	
OTHER MODEL #		OTHER MODEL #	
	(INSWING)		(OUTSWING)
	LH ACTIVE		LHR ACTIVE
	RH INACTIVE		RHR INACTIVE
			LH INACTIVE

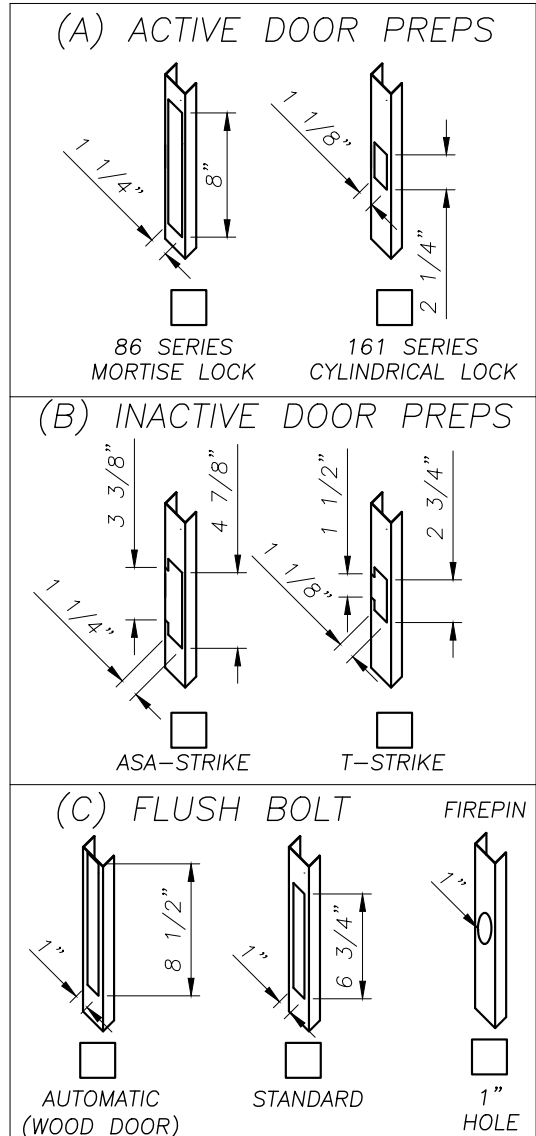
STEP 2 ACTIVE



INACTIVE



STEP 3 PREPS



COMPANY:	
PO#:	DATE:
JOB NAME:	
MODEL #:	FINISH:
SIGNATURE:	

NOTE: SOME DEAD BOLT PREPS ARE AVAILABLE. PLEASE CONSULT FACTORY

PLEASE COMPLETE steps 1 thru 3:

1. Quantity for each hand
2. Hardware locations
3. Select hardware preps

REV.DATE: 06/09/2017