


FY 20 BLM Safecom Summary





[About](#) [Resources](#) [Submit](#) [Search](#) [Login](#)

Welcome to SAFECOM

Aviation Safety Communiqué

The Department of the Interior (DOI) and the U.S. Forest Service (USFS) aviation safety reporting system.



Search by Tracking Number

 [Search](#)

[Or use our advanced search >>](#)

Submit SAFECOM

[Get Started](#) [Or edit one of your in-progress SAFECOMs >>](#)

  24-hour Aircraft Accident Reporting Hot Line: +1 (888) 464-7427 or +1 (888) 4MISHAP
[Comments & Suggestions](#) | [Privacy Policy](#) | [Disclaimer](#)



FY20 BLM Safecom

[Safecom link](#)

 Top 3 Categories: Hazards, Maintenance, and Incident. Submission Breakdown: 4% sUAS 96% Manned	Total Reported	135
	Remaining Open	17
	Completion Rate	87%

Reporting Rates*
**Percent difference FY19 to FY20*

28.84%↑
Manned

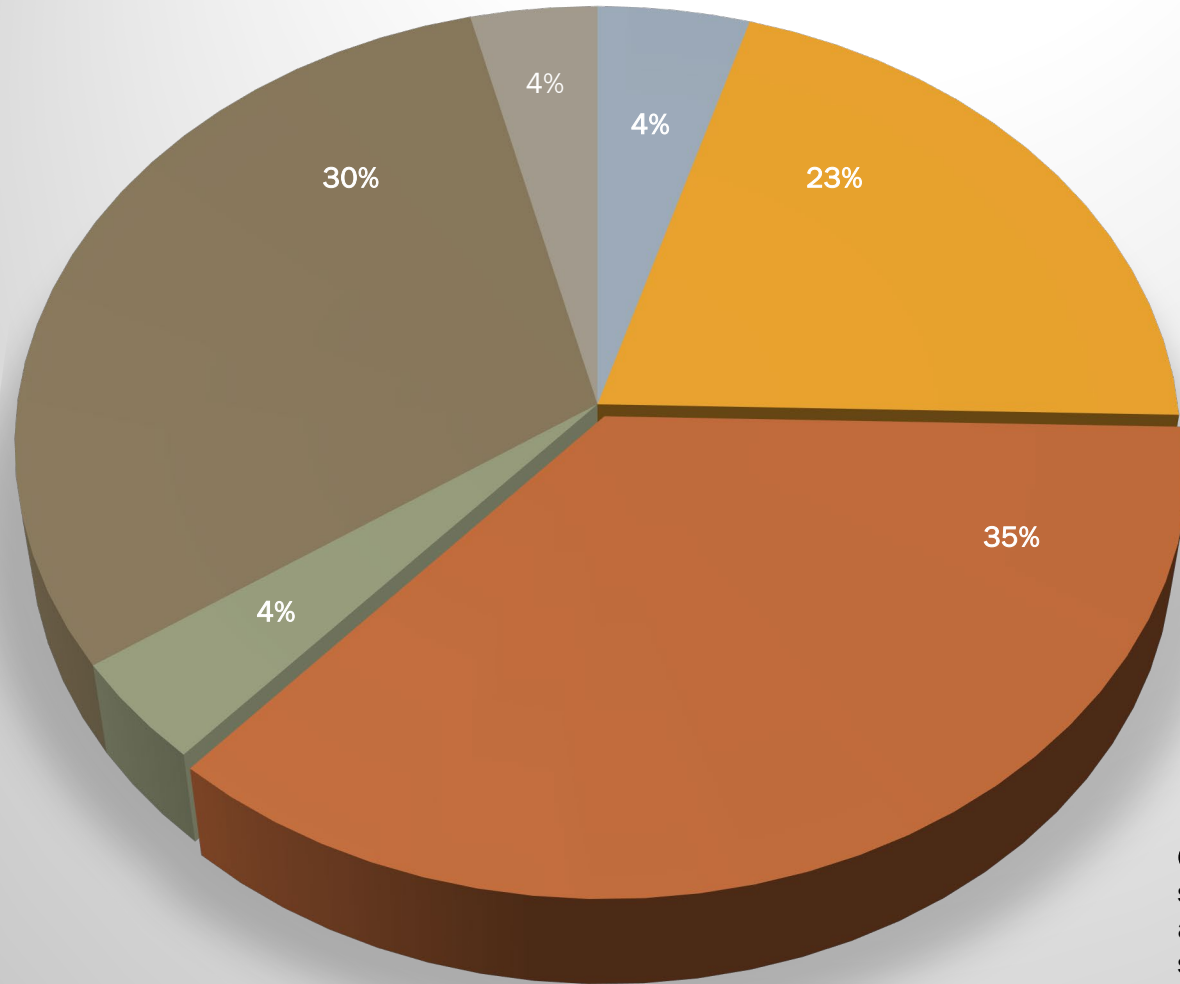
28.75%↑
sUAS

2020 BLM Safecomms



Aircraft Type

BLM Total FY20 = 135



- Airtanker Multi-engine
- SEAT/Fireboss
- Helicopter
- Helitanker
- Airplane
- UAS

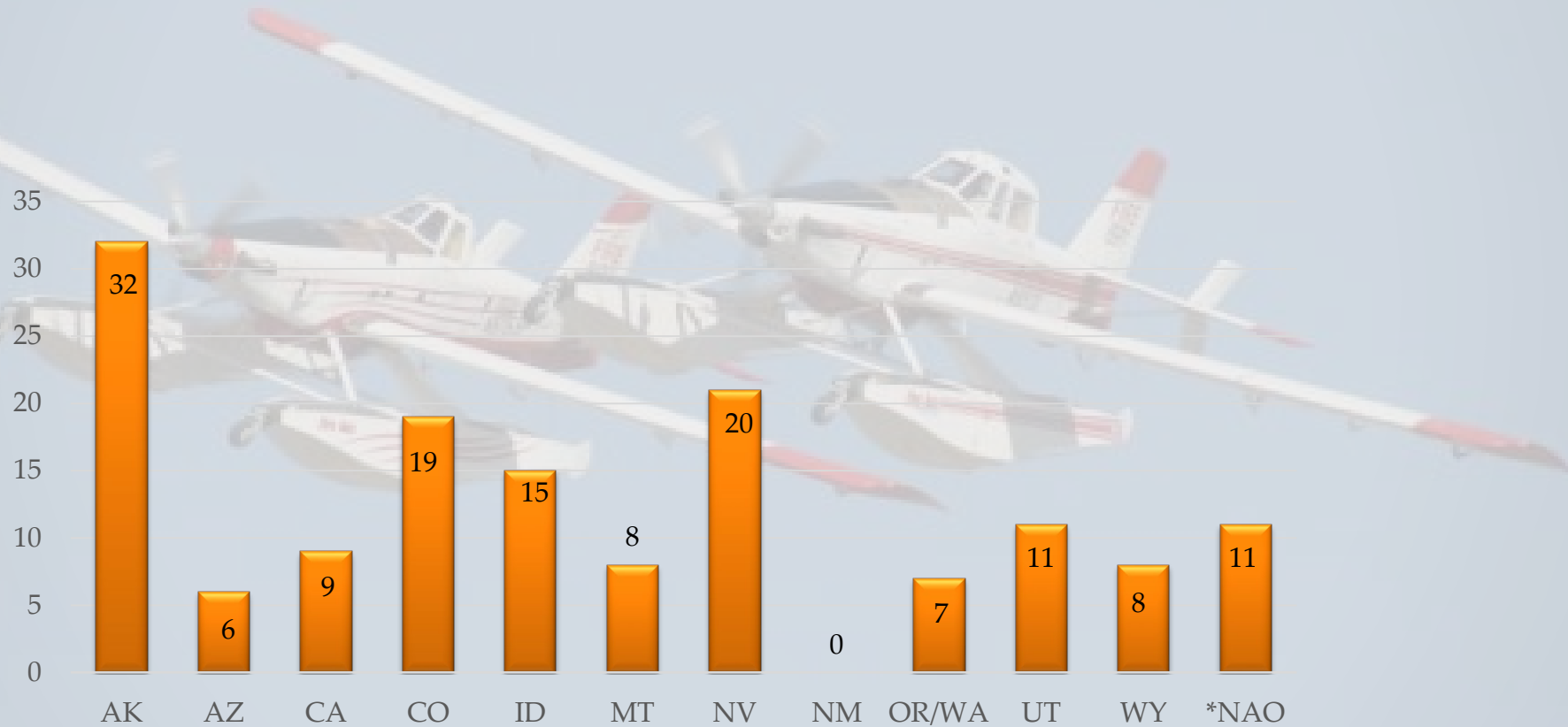
Other: Safecomms submitted that did not fit into the scope of the Safecom system. Such as inappropriate attempts at defaming aviation users, private company submissions and duplicates.

2020 BLM Safecomms



2019		Type	2020	
# Submitted	%		# Submitted	%
2	2	Airtanker (multi-engine)	6	4
21	18	UAS	5	4
49	40	Helicopter	47	35
2	2	Helitanker	5	4
35	28	Airplane	40	30
5	4	SEAT	27	20
6	5	Fireboss	4	3
Total	123	~ 9% ↑	134	

2020 BLM Safecomms by State

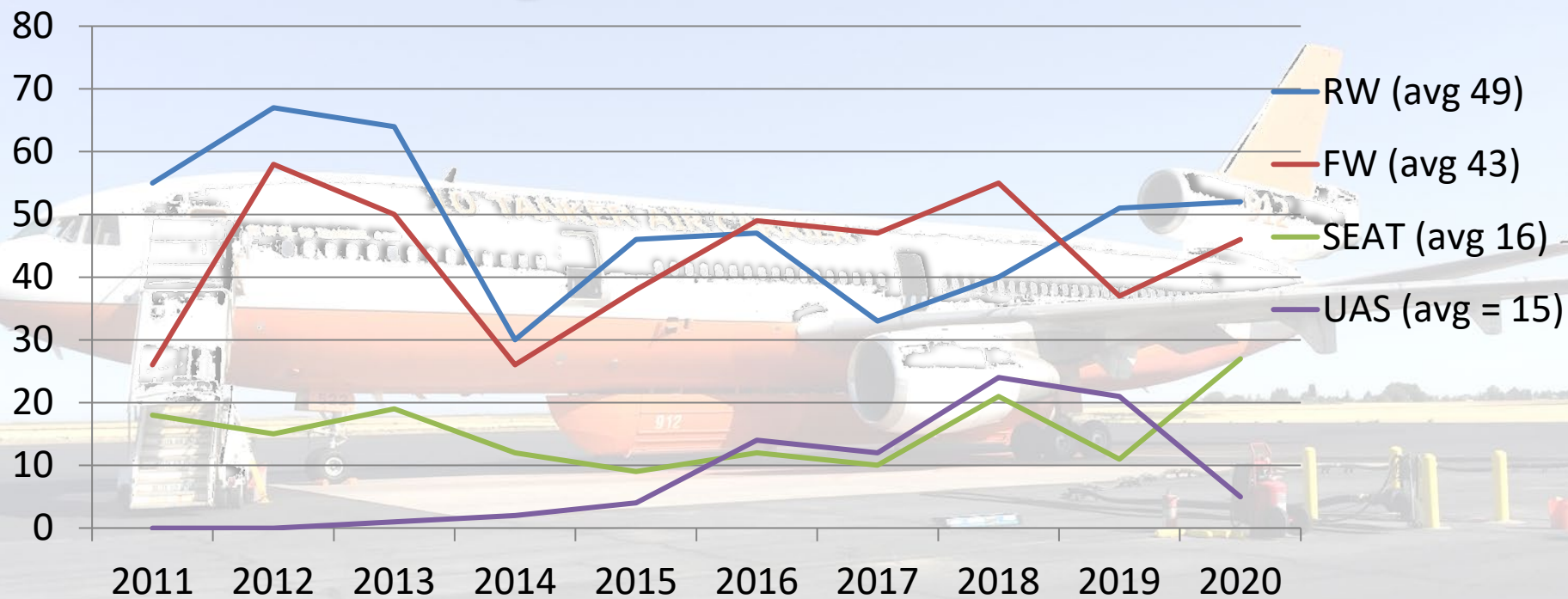


■ Safecom

* NAO includes Smkj and ASM aircraft



Safecom Annual Submission Average with Flight Time Correlation



Total Flt Hrs.	2011	2012	2013	2014	2015	2016	2017	2018	2019	2020
RW	8831	6227	12285	6724	5974	4852	8856	8892	8866	6954
FW	8527	8643	12169	13602	6474	12646	14624	6747	14778	11920
SEAT	1493	2366	5868	4574	2592	4439	1927	7868	4175	4060
UAS	0	0	0	0	UNK	69	62	435	615	161

