



# **NEW JERSEY RACING COMMISSION**

---

## **SIXTY-FIRST ANNUAL REPORT**

---

FOR THE YEAR ENDING DECEMBER 31, 2000

Donald T. DiFrancesco  
*Acting Governor*

John J. Farmer, Jr.  
*Attorney General*

Noel Love Gross  
*Chairman*

Samuel M. Cannella • Lawrence R. Codey • Peter J. Cofrancesco, Jr.  
Ronald S. Dancer • Edward R. McGlynn • Daniel A. Monaco  
Basil J. Plasteras • John J. Tucker  
*Commissioners*

Francesco Zanzuccki  
*Executive Director*



State of New Jersey  
DEPARTMENT OF LAW AND PUBLIC SAFETY  
DIVISION OF NEW JERSEY RACING COMMISSION

DONALD T. DiFRANCESCO  
*Acting Governor*

P.O. Box 088  
TRENTON, NJ 08625-0088

JOHN J. FARMER, JR.  
*Attorney General*

NOEL LOVE GROSS  
*Chairman*

SAMUEL M. CANNELLA  
LAWRENCE R. CODEY  
PETER J. COFRANCESCO, JR.  
RONALD S. DANCER  
EDWARD R. MCGLYNN  
DANIEL A. MONACO  
BASIL J. PLASTERAS  
JOHN J. TUCKER  
*Commissioners*

FRANCESCO ZANZUCCI  
*Executive Director*

The Honorable Donald T. DiFrancesco  
Acting Governor of the State of New Jersey  
State House  
Trenton, New Jersey 08625

Dear Acting Governor DiFrancesco:

Pursuant to the provisions of Chapter 17 of the Laws of 1940, as amended and supplemented, the Division of the New Jersey Racing Commission presents herewith its Sixty-First Annual Report, covering the period from January 1, 2000 to December 31, 2000.

Respectfully yours,

Noel Love Gross, Chairman  
Samuel M. Cannella, Commissioner  
Lawrence R. Codey, Commissioner  
Peter J. Cofrancesco, Jr., Commissioner  
Ronald S. Dancer, Commissioner  
Edward R. McGlynn, Commissioner  
Daniel A. Monaco, Commissioner  
Basil J. Plasteras, Commissioner  
John J. Tucker, Commissioner

c: Frank Zanzuccki, Executive Director





DONALD T. DiFRANCESCO  
*Acting Governor*



JOHN J. FARMER, Jr.  
*Attorney General*

# RACING COMMISSIONERS



Noel Love Gross  
*Chairman*



Samuel M. Cannella  
*Commissioner*



Lawrence R. Codey  
*Commissioner*




Peter J. Cofrancesco, Jr.  
*Commissioner*



Ronald S. Dancer  
*Commissioner*



Edward R. McGlynn  
*Commissioner*



Daniel A. Monaco  
*Commissioner*



Basil J. Plasteras  
*Commissioner*



John J. Tucker  
*Commissioner*



Francesco Zanzuccki  
*Executive Director*

# General Overview

---

The state of New Jersey completed its sixty-first season of thoroughbred and standardbred racing in 2000.

The New Jersey Racing Commission (“Commission”), as the regulatory agency responsible for overseeing the sports of standardbred and thoroughbred racing in this state, annually awards racing dates to entities to whom it has issued a permit to engage in such activities. At its race dates meeting held in November 1999, the Commission allocated a total of 574 racing programs for 2000. Thoroughbred racing dates totaled 170 and standardbred racing dates totaled 404. As a result of dates lost to inclement weather, and a request by Garden State Park to reduce its previously approved race schedule by six dates, the actual number of dates raced in 2000 was 562.

At its November 21, 2000 annual race dates meeting and at its December 21, 2000 meeting, the Commission allocated a total of 546 race dates for calendar year 2001. This amount reflects a decrease of 28 allocated race dates from the previous year. A total of 146 awarded thoroughbred race dates reflects a decrease of 24 allocated dates compared to those allocated for 2000. The 400 standardbred race dates reflects a decrease of 4 race dates compared to those allocated for 2000.

It should be noted that the initial thoroughbred race date requests of Atlantic City Race Course and Garden State Park were rejected.

The 2001 allocated race dates include 15 thoroughbred race dates allocated to Garden State Park for 2001, as well as 10 race dates allocated for Atlantic City Race Course for 2001. Atlantic City and Garden State Park have experienced problems due to economic and other considerations and the Commission was pleased to award the race dates in 2001.

The Commission notes, however, that Garden State Park has been sold and its last races will be on May 3, 2001.

Wagering at New Jersey racetracks on New Jersey racing, which includes live as well as simulcasting<sup>1</sup> and common pool wagering<sup>2</sup> events, totaled \$353,680,470 for the 2000 racing year. Wagering in New Jersey on races imported from other jurisdictions totaled \$746,170,432. Thus, total wagering in New Jersey was \$1,099,850,902, reflecting a .5 percent increase from the 1999 wagering totals. Attendance during live racing totaled 2,255,166, representing a 4.5 percent decrease from 1999.

Wagering on simulcast horse races occurred at eight New Jersey casinos amounted to \$125,483,147 in 2000. Approximately 11 ½ percent (\$14,355,070) of this amount was wagered on races originating from one of the five New Jersey racetracks conducting live racing. The remaining 88 ½ percent (\$111,128,077) was wagered on signals received from out-of-state racing facilities.

Allocations from the Casino Simulcasting Special Fund, accumulated in calendar year 1999, were made in 2000 pursuant to N.J.S.A. 5:12-205d and totaled \$2,156,467.73. The fund, administered and distributed by the Commission, was statutorily created to financially assist racetracks and horsemen organizations following the 1992 introduction of casino simulcasting in this state. The 1999 accumulated monies

---

<sup>1</sup>“Simulcasting” means a standardbred or thoroughbred horse race conducted at a racetrack (“host track”) which is simultaneously transmitted by picture to one or more racetracks (“guest track”) or outlets other than the host track.

<sup>2</sup>“Common pool wagering” means the combining of the dollars wagered at the host track of a simulcast race, with the dollars wagered at one or more guest tracks or outlets receiving the simulcast horse race, to form a combined pari-mutuel pool for the purposes of determining the odds of each horse competing in the live race at the host track, and the payoffs for winning horses on wagers placed at the host track, guest track(s), and outlets.

were distributed in 2000 as follows:

- \$132,500 to the Thoroughbred Breeder's Association
- \$142,500 to the Thoroughbred Horsemen's Benevolence Association
- \$176,467.73 to the Atlantic City Racecourse
- \$275,000 to the Standardbred Breeder's & Owner's Association
- \$310,000 to Freehold Raceway
- \$370,000 to Monmouth Park
- \$370,000 to the Meadowlands Racetrack
- \$380,000 to Garden State Park

The Racing Commission, during calendar year 2000 and in accordance with law, has continued to cause certain funds derived from casino simulcasting to be deposited into the Casino Simulcasting Special Fund. The Commission shall cause these funds to be distributed to the eligible racing industry groups, in accordance with the governing statutory criteria, during calendar year 2001.

During the sixty-one seasons of racing conducted in New Jersey, the State has received hundreds of millions of dollars in revenue from the racing industry. However, in 1994 legislation resulted in most of the revenues from pari-mutuel handle, which previously accrued to the State, being returned to the racing industry (to horsemen and racetracks) to enhance its continued viability. The 1994 legislative action has had a positive impact on the state's racing industry, as well as the ancillary businesses which depend upon racing for their viability.

The attachments to this annual report provide a detailed analysis of the monies wagered on and derived from wagering at the five New Jersey racetracks and eight Atlantic City casino simulcast facilities operational in 2000. Attachments 1A and 1B provide wagering and attendance information for each racetrack. The information in Attachments 1C through 1L provides information comparing the last five years of wagering handles (interstate and intrastate simulcasting) at each racetrack, as well as racetrack attendance figures for those same years. Attachment 1M shows the various out-of-state racing venues that are available to be wagered on by New Jersey racetrack patrons, as well as the amounts wagered on those respective races at New Jersey racetracks. Attachment 1N details the distribution of racing related commissions including charity days, while attached 1O sets forth a more detailed accounting of the Commission or dollars generated on the charity days. Attachments 2A through 2D set forth information on wagering activity at the Atlantic City casino simulcast facilities. The final addendums to this annual report, specifically attachments 3A through 3E, provide a detailed accounting of revenue generated for the state of New Jersey through license revenues and expired pari-mutuel tickets.

# *RACING COMMISSION*

---

The New Jersey Racing Commission is charged with regulating horse racing and pari-mutuel wagering in New Jersey. It collects and distributes industry related revenues pursuant to law, supervises pari-mutuel operations at all the tracks and the Atlantic City Casino Hub, grants permits to conduct the running of thoroughbred and harness race meetings, approves in-state simulcasting, out-of-state commingled simulcasting and casino simulcasting to pari-mutuel wagering facilities in New Jersey. As noted above, the Commission also allots annual race dates to existing permitholders. It licenses, fingerprints, photographs

and screens all personnel working for or connected with track operations, including management, horse-men, owners and prospective stockholders. It oversees the actual conduct of races, supervises the extrac-tion of fluid and blood specimens from horses for chemical analysis and conducts investigations and hearings into matters potentially affecting the integrity of the sport.

By statute, the composition of the Racing Commission includes nine individuals who are appointed by the Governor with the advice and consent of the Senate. The Chairman of the Commission is Noel Love Gross. Samuel M. Cannella, Lawrence R. Codey, Peter J. Cofrancesco, Jr., Ronald S. Dancer, Edward R. McGlynn, Daniel A. Monaco, Basil J. Plasteras, Commissioner Joseph S. Rodi, resigned in May 2000; and John J. Tucker, serve in the capacity of Commissioners. Lawrence Codey was appointed to the Commission in December 2000.

The day-to-day operations of the Racing Commission are the responsibility of an Executive Director and his staff. In the past decade, the Commission reduced its staffing level to the extent consistent with its ability to perform its statutory duties. The Commission continues its high level of service to the racing industry mainly due to the continuation of a cross-training program for employees and the streamlining of employee functions in several areas, including utilization of an on-call per diem staff.

The Commission no longer operates with a state budget appropriation. It receives budgetary language allocating receipts from licensing fees and in-state uncashed pari-mutuel tickets which totaled \$1,467,901.71 in FY 2000. In FY 2000, the Commission received supplemental funding from the Department of Law and Public Safety in the amount of \$700,000. The receipts and supplemental funding support overall manage-ment, administration and licensing operations.

The other operational units of the Commission are funded through direct fiscal assessments to the racing associations and horsemen's groups. In FY 2000, \$5,301,123 was assessed to these organizations to fund the cost of equine and human drug testing programs (\$2,681,654), an investigative unit (\$403,760), supervision of mutual functions (\$476,634), race officials (\$1,002,871) and veterinary services (\$736,204). The Commission's overall operating budget in FY 2000 was \$7,469,024.71.

As a result of a favorable referendum vote by the New Jersey citizenry on November 3, 1998, the legislative branch of government now has the ability to enact laws regarding gambling on horse racing without, as previously required by the New Jersey Constitution, submitting the proposed legislation to voters at a special or general election. This ability should enhance racing in New Jersey, as it allows for the timely passage of laws necessary to allow New Jersey to effectively compete with other jurisdictions in the ever-changing racing industry.

Members of the Commission and its staff are active in the premier international racing association known as the Association of Racing Commissioners International ("ARCI").

Standardbred and thoroughbred racing are conducted at five racetracks in New Jersey as follows: Atlantic City Race Course (thoroughbred only); Freehold Raceway (standardbred only); Garden State Park; Monmouth Park (thoroughbred only) and Meadowlands Racetrack. A number of races of national interest are conducted throughout the year including the Hambletonian held at the Meadowlands Race-track and the Haskell Invitational at Monmouth Park.

The Meadowlands is recognized as the most prestigious standardbred racing facility in the nation if not the world, and Monmouth Park's seasonal meet ranks as one of the top ten venues for quality thorough-bred horse racing in North America.

# *COMMISSION'S INTERNAL REVIEW*

---

The Commission maintains its own internal audit staff which conducts audits on various racing-related programs. The unit has also proved to be a valuable asset when conducting financial reviews on New Jersey's race-tracks, audits on horsemen's organizations that expend funds derived by statute and other Racing Commission administered funds.

The Racing Commission employs an in-house investigative unit which is responsible for assisting in maintaining the integrity of the sport. The group conducts inquiries on potential licensees, administers license checks or sweeps at racetracks, investigates race horse abuse complaints, inspects licensed off-track farms where race horses are situated, provides testimony in litigated matters, and assists other law enforcement authorities and the track security units in conducting their duties.

Additionally, the Commission is pleased to announce its participation in a task force formed to address problems facing the integrity of standardbred racing. The Commission was able to increase the amount of investigators employed to address this issue. In 2000, the Commission has initiated a program interviewing approximately 900 standardbred trainers. Upon completion of its work, the Racing Commission will issue a report concerning the findings of the task force and any responsible regulatory initiatives.

The Racing Commission appoints racing officials to represent the Commission at the various tracks. In addition to issuing fines for rule infractions, the stewards and judges monitor every horse race run in New Jersey, rule on matters affecting the integrity of racing and licensing matters (such as falsifications of applications). By aggressively pursuing all violations of its rules and regulations, New Jersey is considered one of the most closely monitored and regulated horse racing states in the nation.

The Commission also engages engineers and fire inspectors to conduct safety tests at all the licensed facilities prior to the opening of each race meeting.

# *ORGANIZATIONAL FUNDING*

---

## **NEW JERSEY BREEDERS**

The New Jersey Racing Commission, pursuant to Chapter 19, P.L. 1986, administers the Breeders Award Program, developed for the purpose of improving and promoting the breeding of thoroughbred horses in New Jersey. A percentage of the pari-mutuel betting handle and 50 percent of the unclaimed or expired winning tickets is used to support this program, which is also supplemented by contributions from the two New Jersey Sports and Exposition Authority tracks, namely Monmouth Park and the Meadowlands Racetrack. Additionally, as noted above, the Commission in 2000 awarded monies from the Casino Simulcasting Special Fund to the Thoroughbred Breeder's Association, which under the Commission's oversight utilized these funds to further enhance breeder related initiatives.

## **NEW JERSEY SIRE STAKES**

The New Jersey Sire Stakes Program, administered in the Department of Agriculture, remains one of the top programs of its kind in the country. Races for standardbred horses sired by registered New Jersey



stallions were conducted at racetracks in the state during 2000. These events were regulated by Racing Commission officials and post-race testing was performed on selected participants since substantial purse money is offered.

### **BACKSTRETCH IMPROVEMENT FUND**

The Commission administers what is known as the Backstretch Improvement Fund. The Commission reviews and approves expenditures from this fund, which are designed to assist racetrack backstretch workers. To this end, the Commission receives recommendations from a Backstretch Committee, which consists of various industry representatives and salaried workers including qualified drug and alcohol counselors. This program is recognized nationally as one of the most comprehensive and forward-thinking programs offered. In 2000, the Commission continued to respond to requests from other jurisdictions that wish to use the New Jersey program as a model for their own initiatives in this area. This program is funded from three sources as follows: one statutorily designated charity day at each race meet, totaling \$29,729.41 from certain racing-related proceeds; a portion of the pari-mutuel commission, totaling \$106,575; and receipts from fines levied by the Commission on race participants, totaling \$130,720. In total \$267,024.41 has been contributed to this fund in 2000.

### **CHARITY DAYS FOR DEVELOPMENTALLY DISABLED**

As mandated by statute, the Racing Commission annually allocates racing dates where certain racing-related proceeds are to benefit New Jersey's developmentally disabled. In an effort to maximize revenues, the Commission selected those race dates it felt would generate a sufficient mutuel handle. The total allotted dates in 2000 resulted in \$112,655.89 to be used for this cause.

### **HORSE PARK OF NEW JERSEY/ CARE OF RETIRED HORSES**

As also mandated by statute, a charity racing day is designated at each race meeting for the "Horse Park of New Jersey" ("Horse Park") and for the "Care of Retired Horses." The monies in the fund are distributed in the following manner: 50 percent to the Horse Park and 50 percent to the Care of Retired Horses. The amount generated for both funds in 2000 was \$33,055.52.

### **LOCAL EXPENSE FUND**

Pursuant to statute, the Racing Commission also collects funds to be distributed to qualified municipalities to offset increased expenses from the operation of private tracks located in their areas. The funds generated in 2000 totaled \$30,468.

# ***POLICIES AND PROGRAMS FOR 2000***

---

Horse racing in New Jersey is a billion dollar industry. It is a dynamic sport constantly challenged by competitive forces. The Commission is mindful of these economic realities when regulating the industry while continuing to preserve the integrity of the sport. Cooperation and communication among industry representatives in the State, as well as with surrounding jurisdictions, is constantly encouraged. This process is evident in racing date allocations, simulcasting request decisions and safety matters.

Safety of the race participants, and maintenance of the integrity of the sport, continues to be a top priority of the Racing Commission Chairman and her fellow Commissioners. The Commission remains committed to developing programs directly related to providing a safer environment for race horses and industry participants. To that end, individuals who believe that a race horse is being mistreated have the opportunity to call a 24 hour "hot line" to report each incident. The matter is then turned over to the Racing Commission investigators for follow-up. This hotline also allows individuals to anonymously inform the Commission of any illegal practices that may be occurring. In terms of the integrity of the sport, the Commission in 1997 initiated a state-of-the-art program to test the level of total carbon dioxide in race horses. As a result, the Commission believes that the administration of certain foreign substances to the animal has been substantially deterred. These programs continued in 2000.

The Commission in 2000 continued its support of the Veterinarian Advisory Committee which provides expert guidance in the area of veterinary medicine used in the treatment of race horses. It also worked with and closely supervised the Backstretch Advisory Committee, which provides a variety of benefits for the backstretch worker, including on-site drug and alcohol abuse counselors, educational initiatives, recreational opportunities, and the Racetrack Chaplaincy Program.

As part of the regulatory process, the Commission promulgates regulations and issues decisions in the form of rulings following the conduct of a hearing and determination that a statutory violation or infraction of its regulations occurred. Rulings range in substance from smoking in shed row to drugging horses, falsification to fraud, and failure to wear a safety vest to careless riding. In 2000, in addition to adopting new regulations or adopting amendments to existing regulations, the Commission issued 1321 rulings. These orders were issued as a result of determinations made by the Commission's race officials or, in the event of an appeal of those determinations, following the conduct of an appeal hearing before the Office of Administrative Law and the rendering of a final decision by the Commission. About 61 cases were heard by the Office of Administrative Law in 2000. The Commission was extremely successful in 2000 in its litigation of contested matters before the Office of Administrative Law. Most notable, the case involving standardbred driver George Brennan's appeal of his 180 day suspension and \$500 fine and probation of one year, which upheld the decision of the Commission's Board of Judges.

The Commission ever mindful of changes in wagering options being offered, sought out and received a legal opinion that Internet wagering and telephone wagering are illegal.

The Casino Simulcasting Act, which authorizes New Jersey racetracks to receive common pool wagering on full cards from other jurisdictions' racetracks, permits New Jersey residents to wager on races held at facilities such as Churchill Downs, Pimlico, Laurel, Calder, Gulfstream Park and other major racetracks throughout the nation. Another feature of this legislation authorizes national and in-state racing to be simulcast to operating casinos in Atlantic City. A total of nine casinos offer wagering on horse racing. This action benefits the entire horse racing industry by opening new markets, increasing pari-mutuel wagering, attracting new fans, and generating additional revenue to the State's racetracks and horsemen. The Commission, in addition to revising its promulgated regulations in this area as appropriate, has continued to work with the New Jersey State Casino Control Commission to insure that this activity is conducted in a manner consistent with the best interest of the public and impacted industries.

In 1997, as a result of lengthy consultation with industry representatives and the retention of a hearing officer who rendered a recommendation to it, the Racing Commission pursuant to N.J.S.A. 5:12-204 voted to adopt a regulation to supersede N.J.S.A. 5:12-203(g)2. N.J.S.A. 5:12-203(g)2, a provision within the Casino Simulcasting Act, authorizes the distribution of certain funds derived from the take-out of sums wagered on out-of-state races simulcast to Atlantic City casinos. The distribution formula benefits New Jersey racetracks, as well as the harness and thoroughbred horsemen's groups, through its provision of funds for purse accounts and other programs. The statute authorized a reconsideration by the Commission of that statutory distribution formula. As a result of a hearing conducted in this area, and pursuant to the statute and in compliance with the Administrative Procedures Act, the Commission determined to promulgate a regulation to more equitably distribute the related funds between the horse race breeds. The new regulation became effective with funds accumulated as of 1998. The Commission, to the satisfaction of the impacted industry groups, successfully implemented the terms of this initiative in 1999 and 2000.

The Commission, in addition to implementing the provisions of the Casino Simulcasting Act and other legislation which inures to the benefit of the racing industry, continued to support new initiatives which may achieve additional beneficial results. For example, the Racing Commission supplied the Racing Industry Study Commission with industry-related information, which special Commission was formed pursuant to Governor Christine Todd Whitman's Executive Order No. 60, to assist that Commission in achieving its mandate.

In 2000, the Racing Commission continued its license application mail-out program reaching approximately 6700 industry licensees and substantially reducing backlog at Commission offices. Also, the Commission in 2000 continued to offer owners the option of procuring a three-year license. Over 900 individuals have taken advantage of this option, which has helped reduce Commission staff workload during peak periods, and offers owners a convenient alternative to the annual license procedure.

In an effort to streamline the licensing process for owners, the Commission continues to participate in the ARCI multi-state licensing and fingerprinting program with surrounding jurisdictions. This enables a potential licensee who desires to be licensed in more than one selected state to complete the license process one time only. The other jurisdictions would accept the license application already completed and merely review for compliance with jurisdictional licensing requirements.

The Racing Commission in 2000 continued to participate in education programs for its employees and programs to increase the public's awareness of the Racing Commission's role in regulating the sport.

New Jersey Racing Commission continues to utilize a staff developed and implemented a state-wide pari-mutuel monitoring system developed in 1995. It has proven to be extremely successful both in terms of efficiency and practicality. This function helps ensure correct payout of pari-mutuel wagering resulting from inter and intra state simulcasting and commingling of pari-mutuel pools as well as in-state pari-mutuel wagering, at all New Jersey race track facilities and casinos participating in casino simulcasting. It also provides for a streamlined financial reporting mechanism which replaces a tedious manual reporting system.

The Commission is pleased to announce that in 2000 Autotote became the sole tote company in New Jersey which further streamlines the financial reporting and investigative process.

New Jersey's drug testing program is considered to be one of the most comprehensive in the nation. State Police traditionally operate a specialized laboratory staffed by nationally recognized chemists with state-of-the-art equipment. The Racing Commission, in conjunction with the laboratory, continued in 2000 to develop new tests to detect a new generation of substances which may be administered to race horses to affect their performance.

E.L.I.S.A. (Enzyme Linked Immunosorbent Assay) testing is a highly sophisticated methodology for detecting illegal substances which may affect on equine performance. During 2000, 10,118 urine specimens were taken and 26,200 vials of blood were drawn from horses participating in racing in New Jersey. A total of 18 blood gas positives and 31 post race positives occurred where it was determined that an illegal drug was in the horse's system. This incidence of positive tests is significantly higher than the overall sampling results for 1999. Sanctions were taken as a result of the positives.

The New Jersey Racing Commission also conducts random human drug testing. Racing Commission officials, jockeys, drivers and grooms are among the many industry personnel who are randomly selected to provide the Commission with urine samples for drug detection. The purpose of this testing program, in addition to insuring that those testing positive for prohibited substances obtain appropriate assistance, is to preclude individuals from participating in racing with prohibited substances in their systems. In 2000, a total of 926 tests were performed, producing eight positives.

# *PLANS FOR 2001*

---

The New Jersey Racing Commission, in 2001, will continue to seek ways to ensure a viable horse race industry through its regulatory process and through an enhanced understanding of the economic forces confronting the industry. The Commission employs top racing officials, utilizes a first-class testing laboratory, maintains an experienced investigative unit, provides licensed and experienced state veterinarians, and has an administrative staff backed by modern, technical support.

The Commission will continue to take under advisement the input from the Backstretch Improvement Committee, and the Veterinarian Advisory Committee. The advice from these groups will aid the Commissioners in their decision making. The Backstretch Improvement Committee will continue to work toward implementation of plans and programs as approved by the Commission. The Veterinarian Committee will continue to monitor matters involved with equine practitioners.

The New Jersey Horse Racing Injury Compensation Board (“HRICB”), created in 1996, comprises members of the horsemen groups, racetracks, Racing Commission, Attorney General’s Office and New Jersey Department of Banking and Insurance. This Board’s initial and primary objective was to implement the requirements of the law for the purpose of providing a blanket policy covering all jockeys, jockey apprentices, drivers and driver/trainers while racing or exercising in New Jersey. Premiums for this coverage were to be garnered from purses paid to owners. Through the efforts of the HRICB and Commission, this coverage became effective January 1, 1997. At the urging of the horsemen groups, a number of significant changes were made to the law during 1998 which expanded the group of employees that would be covered by the blanket policy. All racing industry employees of trainers were added to the covered group, with the related cost of coverage to be paid by an assessment upon the trainers. During 1999, the Commission and HRICB proposed regulations to implement these changes brought about by the 1998 amendments to the law. In response, written comments in opposition to the proposed rule amendments were received from the horsemen organizations, claiming they came to believe that the costs associated with covering the racing industry employees of trainers would be prohibitive to the majority of the impacted trainers. The Racing Commission and HRICB, having duly considered these comments, determined to adopt the proposed rule amendments in order to achieve compliance with the 1998 law and to insure that workers’ compensation insurance was in place for all industry employees of owners and trainers effective January 1, 2000. However, on January 14, 2000, the law was again amended and the employees of trainers were removed from the blanket coverage. As a result of this amendment, trainers were themselves required to obtain coverage for all employees consistent with state law.

The HRICB has proven to be a flexible and effective means of implementing the law and providing guidance to the racing industry in the area of workers’ compensation insurance. The Commission continues to participate in the affairs of the HRICB to the extent appropriate, and with a view toward a continuation of its effectiveness.

The Racing Commission licenses approximately 20,000 individuals and entities annually, and efforts will continue in 2001 to streamline this procedure. Among the plans continuing in effect for 2001 is the three-year owners’ licensing and the continued use of a mail-out program. New Jersey will continue with participation in a multi-state licensing program which offers certain individuals the convenience to file an application for licenses in several states. This program also provides for fingerprint reciprocity, a much sought after cost-saving enhancement for racing participants.

Finally, the Racing Commission, as appropriate, will continue to work to implement legislative initiatives to bolster racing and the ancillary industries racing supports. It will continue to work with neighboring racing states to reduce year-round competition to the extent consistent with improving New Jersey’s race product, as well as the economies of New Jersey racing.

# *NEW JERSEY*

# *PERMITHOLDERS*

---

The Commission recognizes that, to the extent that it insures racing is conducted in a fair and responsible manner, the ability of the New Jersey permitholders to attract quality horses and the top human competitors is enhanced. To this end, the Commission shall continue to approve racetrack initiatives and programs which, while in compliance with law and the Commission's regulations, also serve to accomplish these goals.

As demonstrated below, 2000 proved to be a year where New Jersey racetrack permitholders under the Commission's regulatory oversight were able to offer race programs of the highest caliber.

## **FREEHOLD RACEWAY**

A stakes schedule worth more than \$4 million and a number of singular achievements underscored a long and successful 2000 racing season at Freehold Raceway.

On the racing side of the ledger, Freehold hosted nine stakes worth \$100,000 or more, highlighted by the \$331,350 final of the Cane Pace on Labor Day. Other major races included the \$170,000 Lou Babic final, the \$148,600 Shady Daisy, the \$268,775 James B. Dancer Memorial, the \$103,445 Charles I. Smith Memorial final, the \$275,000 Classic Oaks final, the \$151,580 Battle of Freehold final, the \$149,818 Helen Dancer Memorial final and the \$193,690 Dexter Cup final.

Overnight purses were generous also. All told, Freehold distributed \$12.5 million through the year, and set an all-time record of \$5,929,690 during the winter/spring meeting that was conducted from January 1 through May 29.

Bearing witness to the quality of both the racing and the track surface was the fact that no less than five track records were equaled or broken in 2000. Time Share N set a new track record of 1:53 for aged pacing geldings, a new standard for aged pacing mares of 1:53 was recorded by L'Chaim, Best Laid Plans' 1:53.1 clocking equaled the record for three-year-old pacing fillies that was set by Faster Boots in 1999, and Blissful Hall's 1999 record of 1:51.4 for three-year-old pacing colts was equaled first by Astreos in winning a Cane Pace elimination on August 26 and then by Powerful Toy when he won the Cane final on Labor Day. In addition, a new world record was set by Perfect Son in winning the 1 1/4 mile second leg of the Classic Pacing Series on April 29, completing the marathon in 2:21.4.

In the driving department, perennial leader Cat Manzi won his 11th title when he captured the winter/spring championship and repeated by winning his 12th title in the summer/fall meet.

Chris Marino notched his second training title in the winter/spring meeting with Noel Daley capturing the title for the summer/fall meet.

Richard Orbann, Freehold's president and general manager, summed up the year. "It was not only a successful year for the raceway but also for our partners, the horsemen. We were happy to offer more racing opportunities in 2000 and also more purse money."

The first year of the new millennium at Freehold Raceway lived up to expectations - exciting, high quality racing - and by all accounts, more of the same can be expected in 2001.

## **GARDEN STATE PARK**

Garden State Park conducted an abbreviated and modestly-scaled thoroughbred meet of thirty-one dates in the spring of 2000. The streamlined thoroughbred session extended from March 18 through May

20. While the meet was without stakes events, the objective in year 2000 was to strengthen the overnight racing program.

Young David Cora came out of the blue to capture his first Garden State jockey title—riding twenty-seven winners in the abbreviated session. Patricia Farro held off Manuel Berrios to claim the Garden's training title as she saddled twelve winners.

Once again, harness racing took center stage during the Garden's fifty-four date fall standardbred session. With its well established early and late closing series as well as its major stakes races, the Garden's harness meet is ranked among the very best in North America. For years, Garden State has gained a reputation for playing a key role in deciding divisional championships. Year 2000 was no different.

Garden State's outstanding stakes season began on Friday, September 15. Three-year-old pacing filly Reimburse driven by Ron Pierce won the \$208,250 Nadio Lobell in 1:52.2.

The richest night of harness racing action in fourteen years highlighted the Garden's standardbred meet on Saturday, November 18. Garden State's four premier races, worth a combined \$1,866,700, were conducted on the same evening.

Chicagoan Eric Ledford was in the sulky as three-year-old colt Bettor's Delight turned in a 1:52.2 mile to finish ahead of Real Desire and win the 2000 Governor's Cup. This edition, worth \$545,300, proved to be a classic battle between the two top colts in their division.

Just one race earlier, Electrical Art unleashed a strong rally through the stretch to beat stable-mate Gothic Lady by 2 ½ lengths in the \$456,300 Three Diamonds Pace, the Garden's premiere event for juvenile fillies. The timer was stopped at 1:53.3 for the mile.

Syrinx Hanover got the stakes parade off to a rousing start by equaling the stakes record of 1:56 in winning the \$401,200 Goldsmith Maid trot. The 3 ¼ length victory, in all likelihood, clinched the two-year-old filly trot championship for the young speedster, who was driver by veteran reinsman Cat Manzi.

Chasing Tail and Hall of Fame driver John Campbell laid claim to the \$464,100 Valley Victory Trot, with a second straight 1:56 mile, which also equaled the record for the juvenile colt and gelding trot. The score was the colt's ninth of the year and, for Campbell, the victory was his third in the Valley Victory.

Newcomer David Miller picked up his first Garden State Park driving title with seventy-eight winners, while Bruce Saunders and Carmine Fusco tied for the training title by sending out seventeen winners.

## **MEADOWLANDS/MONMOUTH PARK**

As usual, some of thoroughbred racing's brightest stars made appearances at Monmouth Park and the Meadowlands but day-to-day drops in field sizes eroded the everyday racing product and produced declines in attendance and handle at both tracks in the year 2000.

Three runners who had competed at Monmouth and Meadowlands earlier in the year made their marks in the Breeders' Cup as Spain, who had won the Monmouth Oaks, took the Breeders' Cup Distaff and North East Bound, winner of the Meadowlands Cup, just missed by a whisker in the Breeders' Cup Mile.

Captain Steve, runner-up in Monmouth's premier event the Grade I Haskell, finished third in the Breeders' Cup Classic.

Haskell Day again was the major highlight of the 2000 Monmouth meet, with a crowd of 41,360, the largest Haskell crowd ever and nearly \$10 million wagered that day.

A total of 703,690 attended the 72-day Monmouth meet, a slight 1.2 percent drop over 1999 figures. On-track handle was \$64,459,934, down 6.3 percent.

"Our big days were great," said Bruce Garland, senior executive vice president of racing for the New Jersey Sports and Exposition Authority. "Opening day and weekend (over 50,000), Haskell Day and Iselin

Day, were all outstanding afternoons of racing. And the record Haskell Day crowd gave us something to build on.”

“The meeting was also affected by extraordinary weather conditions, but add everything together and it was a successful season,” said Garland,

Bob Kulina, vice president of Monmouth Park, echoed Garland’s observations. “Our weekends and big days were terrific,” Kulina said,” but when you play outdoors you have to deal with the weather and our weather this summer was very unusual. We had 50 races taken off the turf. Closing day summed up the summer — a rainstorm came in the middle of the day and we had to take two races off the grass and run everything on a sloppy track with reduced fields.”

Joe Bravo continued his dominance of the jockey colony taking his eighth riding title with Ben Perkins Jr. earning honors as top trainer and Runnin Horse Farms, Inc. repeating as leading owner. Rachel Lavoy was the top apprentice rider at the Monmouth meet.

The Meadowlands meet had a few bright spots including the first \$3 million handle for a Pegasus evening and a total of \$3 million wagered on the Breeders Cup races at both the Big M and Monmouth combined. Attendance marks were also set at the Big M (8,453) and Monmouth (4,443) for the afternoon’s activity.

By evening’s end, nearly \$5 million was wagered at the Big M on Breeders’ Cup Day, an all-time Meadowlands record

The final numbers for the 2000 thoroughbred season at the Big M were disappointing.

On-track handle was down 7.8 per cent to \$530,014 with attendance off 8.6 percent. The total nightly handle averaged \$1.8 million.

One positive note for the Meadowlands season was a 5.9 percent increase in total on-site wagering, which exceeded \$112 million for the entire thoroughbred meet.

“Overall we’re disappointed,” said Garland. “We started off strong but when the field sizes began to decrease in mid-October and we couldn’t run on the turf into November, the fields became short and our bettors, whom I can’t blame, chose other tracks to play rather than our product.”

Jockey Joe Bravo claimed an unprecedented eighth title as the Meadowlands’ leading rider. Bravo now accounts for one-third of the riding titles in the Big M’s history.

Trainer Eddie Broome won his third title in four years and Rachel Lavoy was the leading apprentice at the Big M for a second straight year while owner Richard Englander took his first owner’s title.

Thoroughbred racing returns to Monmouth Park May 26, 2001 and runs through September 2 for 72 racing dates.

Thoroughbreds are scheduled to compete at the Meadowlands from September 3 through November 10, 2001.

## **MEADOWLANDS RACETRACK**

A celebration of the rich history and brilliant future of harness racing’s most prestigious event, the 75<sup>th</sup> edition of the Hambletonian was a fitting end to the first Meadowlands meet of the new century.

A striking chestnut colt, Yankee Paco sailed home to a three-quarter length victory in the \$1 million Hambletonian on August 5, concluding the Meadowlands’ 151-date harness meet in front of a crowd of 30,026, the best in six years. Yankee Paco, trained by Doug McIntosh and driven by Trevor Ritchie for 82-year-old retired pharmacist Harry Ivey of Mineral Point, Wisconsin, and his son, cardiac surgeon Dr. Tom Ivey of Cincinnati, Ohio, became the first Canadian-bred Hambletonian winner.

The \$1,181,094 wagered on the Hambletonian Final and the \$2,425,760 bet on the Hambletonian Final and Elims, combined, were both Hambletonian records. The total wagering on the 15-race card was

\$7,724,420, which was a Hambletonian, Meadowlands and harness racing industry single day record. It was only the second time in 10 years that the event drew more than 30,000 spectators.

Hambletonian Day also brought the fastest mile of the meet, a sizzling 1:47.4 effort by Space Shuttle in the US Pacing Championship, with Ron Pierce driving.

Additionally, two-time Horse of the Year Moni Maker demonstrate the powerful strides that crowned her the “Queen of Trotting” when she made her final Meadowlands performance on Hambletonian Day a winning one. The richest standardbred in history added another laurel to her list of credentials as she captured the \$500,000 Nat Ray in an older mares world record time of 1:52.1, and pushed her bankroll past the \$5 million mark.

Breeders Crown Day (July 29) set the tone for the 2000 Hambletonian Festival, producing a total handle of \$6,225,910. In addition to Hambletonian and Breeders Crown Day, three of the top 12 all-time highest harness handles, all exceeding \$6 million, were recorded this meet, including: \$6,712,884 (fourth highest on July 15), \$6,086,993 (#11 on June 3), \$6,012,991 (#12 on February 5).

A record \$564 million was wagered on 151 dates of Meadowlands harness racing this meet for a record average of \$3.74 million daily. The total U.S. exports exceeded \$402 million for the first time, an increase of \$100 million over the past two seasons.

It was a record year for purse distribution with a total of \$50,491,667 distributed over the 2000 season. The average of \$334,381 per day was up 10.3 percent over the 1999 average. The daily average for overnight purses (excluding stakes) was \$209,853, an increase of 10.5 percent. Stakes purses were the highest ever, with a total of \$5,171,895.

Claiming took place at a feverish pace at the Meadowlands during Harness 2000. All records were shattered as the total number of claims climbed to 726, up 43.5 percent from 1999, for a total of \$24,739,160 (up 69 percent). The State of New Jersey benefited with sales tax of \$814,742.

An unprecedented three \$200,000 claims were made, creating a three-way record for the highest claim in harness racing history: Bad Bert (March 25 by Martin Scharf), Nianimble (April 1 by Peter Pan Stables) and Mumbo King (May 27 by Victor Adam).

Gallo Blue Chip, trained by Mark Ford and racing for Martin Scharf of Lawrence, New York, captured the 24<sup>th</sup> edition of the \$1,150,000 Meadowlands Pace on July 15.

The 6-5 favorite, Gallo Blue Chip, driven by Daniel Dube tipped, assumed the front on the final turn and charged home to a three and three-quarter length win in 1:50.4.

The Meadowlands Pace crowd of 19,801 wagered \$1,906,384 on-track toward a total harness handle of \$6,712,884. The total handle was the second highest for a Meadowlands Pace card (trailing the stakes record of \$6,771,499 in 1995) and the fourth highest in Meadowlands and harness racing history.

Driver Luc Ouellette and trainer Ross Croghan ran away with back-to-back year-end titles.

With 214 victories and \$4.5 million in earnings, Ouellette took home his second driving title in just four years at the Meadowlands. The 35-year-old reinsman from Fort Lee, New Jersey, had a four-win margin over 15-time leading driver John Campbell. George Brennan, who ranked third, reached career highs in wins (207) and earnings (\$4,246,181).

Ouellette’s major victories included the Classic Distaff with Pan Yankees, Classic Oaks with Fern, the Tarport Hap with Best Laid Plans, and the Niatross with Storm Island. He scored his fourth six-winner night on May 19.

Campbell led all drivers with \$6,142,680 in earnings and posted a seven-winner night on February 5. It was the sixth time he accomplished the feat. The Meadowlands track record of eight winners on one card was set by Mike Lachance on July 14, 1995.



Croghan, 47, wrapped up the meet title with 89 victories from 609 starters, an 18-win lead over the second leading conditioner, Noel Daley. The native of Sydney, Australia, secured a bankroll of \$1,852,660. His stable star was freshman filly pacer BJ's Squall, who set a stakes record of 1:53.2 in the Countess Adios and also won her Sweetheart elimination.

Bob Glazer, who races as the Peter Pan Stables, topped the Meadowlands owner standings for the sixth consecutive year in 2000 with 68 victories and earnings of \$1.6 million. Glazer's French Panicure won the inaugural \$254,500 Lady Liberty, and he had other notable victories with The Firepan in the Meadowlands Pace Consolation and Pan Yankees in the Classic Distaff. Second leading owner was Perfect World Enterprises with 47 wins, followed by Clifford Siegel with 30 wins.

## **ATLANTIC CITY RACE COURSE**

The 2000 Turf Festival, run in late May, was nothing short of sensational. Race entry phones were jammed every day with a staggering 1200 horses entered for the week. A record daily purse distribution thrilled horsemen and delivered full fields and aggressive, competitive grass racing. Sixty races in six days were run on the Atlantic City turf, delighting fans for the third straight year of the festival. The recipe was a hit and produced a brilliant week of thoroughbred racing for South Jersey.

# *CONCLUSION*

---

New Jersey's racing community again approached the 2000 racing season in recognizing the challenges affecting the industry. These include increased competition from casino facilities, regional racing date conflicts, the financial situation of some racing facilities within the State, and the number of fit horses available to compete in the races. In addition, the growth of full card common pool wagering and simulcasting has continued to challenge the Commission to maintain the delicate balance between live racing and simulcasting. Despite these challenges, the Commissioners, through their initiative and awareness of these problems, have enabled New Jersey to maintain its position as one of the major racing states in the nation.

Legislative changes in areas impacting racing were proposed in 2000, and additional changes may be proposed in 2001. As the regulatory agency with primary oversight responsibility for racing, the Commission will take appropriate actions to insure that any initiatives acted upon favorably by the legislature are effectively implemented.

The foundation has been laid for a successful 2001 racing year in New Jersey. Through continuing innovations and procedures, the integrity of the sport will be protected in the coming year.

# NEW JERSEY

## 2000 THOROUGHBRED RACING DATES

Garden State Park

March 18 through May 20

Dark: Sundays, Mondays, Tuesdays and Wednesdays\* 31 Dates

(\*On 4/6/00, GSP approved to eliminate Wed. racing.)

Atlantic City Racing Association

May 21 through May 26 6 Dates

Monmouth Park

May 27 through September 3

Dark: Mondays and Tuesdays

(Except Monday, May 29 and July 3, 4) 73 Dates

May 31 and July 5

Meadowlands Racetrack

September 4 through November 18

Dark: Sundays and Mondays

(Except Monday, September 4)

September 5, 6 54 Dates

Total Thoroughbred Dates: 164 Dates

Total Programs: **568 Dates**

*(Thoroughbred and Harness)*

# NEW JERSEY 2000 HARNESS RACING DATES

## Freehold Raceway

January 1 through May 29

Dark: Sundays, Mondays, Tuesdays—January, February  
(Except Monday, January 3 & Monday, February 21)

Sundays, Mondays—March, April, May

(Except Monday, May 29)

100 Dates

August 11 through December 31

Dark: Sundays and Mondays—August, September, October  
(Except Monday, September 4)

Tuesday, September 5

Sundays, Mondays, Tuesdays—November, December  
(Except Tuesday, December 26)

December 31

95 Dates

## Meadowlands Racetrack

January 7 through August 5; December 29, 30

Dark: Sundays and Mondays—January  
(Except Sunday, January 30)

Mondays and Tuesdays—February, March, April, May  
(Except Monday, February 21 & Monday, May 29)

April 23

Sundays and Mondays—June, July, August

155 Dates

---

## Garden State Park

September 1 through December 16

Dark: Sundays, Mondays, Tuesdays—September, October

Sunday, Monday, Tuesdays, Wednesdays—November, December

Thursday, November 23

54 Dates

Total Harness Dates:

**404 Dates**

## ATTACHMENT 1A

New Jersey Live & Simulcasting Meets  
Gross Handle Summary 2000

FINAL														
RACING			GROSS	OUT-OF-STATE	N J	ON-TRACK	TO	TO	TO	TO	TO	TO	TO	ON-TRACK
NJ - TRACK	PERIOD	DAYS	HANDLE	GENERATED	HANDLE	LIVE	N J TRACKS	AC	ACHI	FRA	GSP	MDLS	MP	ATTENDANCE
<b>T-BRED TRACK</b>														
ACRA	5/24 - 5/29	6	5,560,320	3,730,748	1,829,572	863,008	966,564	0	123,414	0	146,322	456,402	240,426	12,859
GSP	3/19 - 5/22	31	27,377,626	20,301,919	7,075,707	2,734,961	4,340,746	175,485	462,489	0	0	3,078,560	624,212	60,594
MDLS	9/6 - 11/20	54	104,694,606	69,538,755	35,155,851	28,619,728	6,536,123	491,541	0	1,613,357	1,739,965	0	2,691,260	260,199
MP	5/29 - 9/5	73	258,308,390	177,736,886	80,571,504	64,459,935	16,111,569	955,277	0	2,452,632	0	12,703,660	0	726,479
<b>SUB-TOTAL (T)</b>		<b>164</b>	<b>\$395,940,942</b>	<b>\$271,308,308</b>	<b>\$124,632,634</b>	<b>\$96,677,632</b>	<b>\$27,955,002</b>	<b>\$1,622,303</b>	<b>\$585,903</b>	<b>\$4,065,989</b>	<b>\$1,886,287</b>	<b>\$16,238,622</b>	<b>\$3,555,898</b>	<b>1,060,131</b>
<b>HARNESS TRACK</b>														
ACHI	1/1 - 5/31	98	72,543,004	43,062,377	29,480,627	17,560,245	11,920,382	285,349	0	0	1,224,151	9,094,807	1,316,075	165,148
FRA	8/12 - 12/31	94	58,806,218	31,555,291	27,250,927	16,903,785	10,347,142	228,847	0	0	1,214,462	7,966,593	937,240	146,277
GSP	8/27 - 12/18	54	60,961,847	46,205,946	14,755,901	3,637,861	11,118,040	191,673	0	2,369,742	0	8,012,296	544,329	57,200
MDLS	1/1-8/7 & 12/26-12/31	152	498,045,155	340,484,774	157,560,381	129,279,277	28,281,104	978,935	11,102,479	4,874,023	6,252,053	0	5,073,614	826,410
<b>SUB-TOTAL (H)</b>		<b>398</b>	<b>\$690,356,224</b>	<b>\$461,308,388</b>	<b>\$229,047,836</b>	<b>\$167,381,168</b>	<b>\$61,666,668</b>	<b>\$1,684,804</b>	<b>\$11,102,479</b>	<b>\$7,243,765</b>	<b>\$8,690,666</b>	<b>\$25,073,696</b>	<b>\$7,871,258</b>	<b>1,195,035</b>
<b>TOTAL LIVE-00</b>		<b>562</b>	<b>\$1,086,297,166</b>	<b>\$732,616,696</b>	<b>\$353,680,470</b>	<b>\$264,058,800</b>	<b>\$89,621,670</b>	<b>\$3,307,107</b>	<b>\$11,688,382</b>	<b>\$11,309,754</b>	<b>\$10,576,953</b>	<b>\$41,312,318</b>	<b>\$11,427,156</b>	<b>2,255,166</b>
<b>OUT-OF-STATE SIGNAL RECEIVED</b>														
ACHI (H) L	1/1 - 5/25	2,585	47,394,787	0	47,394,787									
ACRA (T)	1/1 - 5/25	2,419	10,665,860	0	10,665,860									
ACRA (T) L	5/26 - 5/30	102	589,379	0	589,379									
ACRA (T)	5/31 - 12/31	3,890	15,796,834	0	15,796,834									
<b>ACRA TOTAL</b>		<b>6,411</b>	<b>27,052,073</b>	<b>0</b>	<b>27,052,073</b>									
FRA (H)	5/26 - 8/12	1,424	19,327,446	0	19,327,446									
FRA (H) L	8/13 - 12/31	2,581	45,687,403	0	45,687,403									
<b>FRA TOTAL</b>		<b>4,005</b>	<b>65,014,849</b>	<b>0</b>	<b>65,014,849</b>									
GSP (H)	5/24 - 9/3	1,952	23,532,073	0	23,532,073									
GSP (H) L	9/4 - 12/18	1,984	25,646,200	0	25,646,200									
GSP (T) L	1/1 - 5/23	2,306	34,053,621	0	34,053,621									
GSP (T)	12/19 - 12/31	174	2,713,546	0	2,713,546									
<b>GSP TOTAL</b>		<b>6,416</b>	<b>85,945,440</b>	<b>0</b>	<b>85,945,440</b>									
MDLS (H) L	1/1 - 8/8	2,634	205,510,826	0	205,510,826									
MDLS (H)	12/13 - 12/25	964	68,038,559	0	68,038,559									
MDLS (T)	8/9 - 9/10	442	26,924,429	0	26,924,429									
MDLS (T) L	9/11 - 12/12	1,113	82,766,535	0	82,766,535									
<b>MDL TOTAL</b>		<b>5,153</b>	<b>383,240,349</b>	<b>0</b>	<b>383,240,349</b>									
MP (T)	1/1 - 5/22	1,673	50,950,137	0	50,950,137									
MP (T) L	5/23 - 9/7	1,283	53,493,372	0	53,493,372									
MP (T)	9/8 - 12/31	1,468	33,079,425	0	33,079,425									
<b>MP TOTAL</b>		<b>4,424</b>	<b>137,522,934</b>	<b>0</b>	<b>137,522,934</b>									
<b>TOTAL SIGNAL REC'D</b>		<b>28,994</b>	<b>\$746,170,432</b>	<b>\$0</b>	<b>\$746,170,432</b>	<b>\$0</b>	<b>\$0</b>	<b>\$0</b>	<b>\$0</b>	<b>\$0</b>	<b>\$0</b>	<b>\$0</b>	<b>\$0</b>	<b>0</b>
<b>TOTAL 2000</b>		<b>29,556</b>	<b>\$1,832,467,598</b>	<b>\$732,616,696</b>	<b>\$1,099,850,902</b>	<b>\$264,058,800</b>	<b>\$89,621,670</b>	<b>\$3,307,107</b>	<b>\$11,688,382</b>	<b>\$11,309,754</b>	<b>\$10,576,953</b>	<b>\$41,312,318</b>	<b>\$11,427,156</b>	<b>2,255,166</b>

L = Generated during the period of Live Racing

FIGURES THRU: Dec. 31, 2000

## On-Track Handle & Attendance 2000

Meets	Racing Dates	Handle	Average Daily Handle	Attendance	Average Daily Attendance
<b>THOROUGHBRED</b>					
Atlantic City Racing Assoc.	6	\$863,008	\$143,385	12,859	2,143
Garden State Park	31	2,734,961	88,225	60,594	1,955
Meadowlands	54	28,619,728	529,995	260,199	4,819
Monmouth Park Jockey Club	73	64,459,935	883,013	726,479	9,952
<b>THOROUGHBRED TOTALS</b>	<b>164</b>	<b>\$96,677,632</b>		<b>1,060,131</b>	
<b>HARNESS</b>					
Atlantic City Harness, Inc.	98	\$17,560,245	\$179,186	165,148	1,685
Freehold Raceway	94	16,903,785	179,828	146,277	1,556
Garden State Park	54	3,637,861	67,368	57,200	1,059
Meadowlands	152	129,279,277	850,522	826,410	5,437
<b>HARNESS TOTALS</b>	<b>398</b>	<b>\$167,381,168</b>		<b>1,195,065</b>	
<b>Total On-track</b>	<b>562</b>	<b>\$264,058,800</b>			
<b>Total NJ Track Simulcasting</b>		<b>\$89,621,670</b>			
<b>Gross New Jersey Track Handle</b>		<b>\$353,680,470</b>			
			<b>Total On-Track Attendance:</b>	<b>2,255,166</b>	

## 5-Year Comparison New Jersey Thoroughbred Tracks

ATLANTIC CITY RACING ASSOCIATION	1996 - 49 NIGHTS	1997 - 29 NIGHTS	1998 - 5 NIGHTS	1999 - 5 NIGHTS	200 - 6 NIGHTS
<i>Total Mutuel Handle</i>	\$20,218,594	\$10,254,112	\$1,247,522	\$1,045,295	\$1,829,572
<i>Daily Average Mutuel Handle</i>	\$412,624	\$353,590	\$249,504	\$209,059	\$365,914
<i>Total Attendance</i>	132,096	79,663	14,584	8,415	12,859
<i>Daily Average Attendance</i>	2,696	2,747	2,917	1,683	2,572
MONMOUTH PARK JOCKEY CLUB	1996 - 72 DAYS	1997 - 72 DAYS	1998 - 77 DAYS	1999 - 72 DAYS	2000 - 73 NIGHTS
<i>Total Mutuel Handle</i>	\$110,021,698	\$98,475,988	\$98,630,578	\$87,141,532	\$80,571,504
<i>Daily Average Mutuel Handle</i>	\$1,528,079	\$1,367,722	\$1,280,917	\$1,131,708	\$1,119,049
<i>Total Attendance</i>	714,106	739,154	765,225	709,908	726,479
<i>Daily Average Attendance</i>	9,918	10,266	9,938	9,220	10,090
NJ SPORTS & EXPOSITION AUTHORITY	1996 - 68 NIGHTS	1997 - 68 NIGHTS	1998 - 66 NIGHTS	1999 - 51 NIGHTS	2000 - 54 NIGHTS
<i>Total Mutuel Handle</i>	\$59,538,026	\$47,865,021	\$47,462,694	\$36,393,821	\$35,155,851
<i>Daily Average Mutuel Handle</i>	\$875,559	\$703,897	\$719,132	\$551,422	\$689,330
<i>Total Attendance</i>	372,819	437,653	307,084	266,870	260,199
<i>Daily Average Attendance</i>	5,483	6,436	4,653	4,043	5,102
GARDEN STATE PARK	1996 - 64 NIGHTS	1997 - 62 NIGHTS	1998 - 63 NIGHTS	1999 - 38 NIGHTS	2000 - 31 NIGHTS
<i>Total Mutuel Handle</i>	\$27,260,234	\$22,071,424	\$18,832,929	\$11,630,2899	\$7,075,707
<i>Daily Average Mutuel Handle</i>	\$425,941	\$355,991	\$298,935	\$184,608	\$186,203
<i>Total Attendance</i>	185,038	181,734	148,008	78,295	60,594
<i>Daily Average Attendance</i>	2,891	2,931	2,349	1,243	1,595

## 5-Year Comparison New Jersey Harness Tracks

FREEHOLD RACING ASSOCIATION	1996 - 100 DAYS	1997 - 99 DAYS	1998 - 92 DAYS	1999 - 90 DAYS	2000 - 94 NIGHTS
<i>Total Mutuel Handle</i>	\$41,553,371	\$37,245,778	\$32,087,269	\$29,776,224	\$27,250,927
<i>Daily Average Mutuel Handle</i>	\$415,534	\$376,220	\$348,775	\$323,655	\$302,788
<i>Total Attendance</i>	215,625	199,952	187,619	181,002	146,277
<i>Daily Average Attendance</i>	2,156	2,020	2,039	1,967	1,625
ATLANTIC CITY HARNESS, INC.	1996 - 102 DAYS	1997 - 106 DAYS	1998 - 97 DAYS	1999 - 101 DAYS	2000 - 98 NIGHTS
<i>Total Mutuel Handle</i>	\$44,266,678	\$40,470,157	\$35,002,365	\$31,541,130	\$29,480,627
<i>Daily Average Mutuel Handle</i>	\$433,987	\$381,794	\$360,849	\$325,166	\$291,887
<i>Total Attendance</i>	213,124	224,356	199,907	201,301	165,148
<i>Daily Average Attendance</i>	2,089	2,117	2,061	2,075	1,635
NJ SPORTS & EXPOSITION AUTHORITY	1996 - 166 NIGHTS	1997 - 162 NIGHTS	1998 - 153 NIGHTS	1999 - 145 NIGHTS	2000 - 152 NIGHTS
<i>Total Mutuel Handle</i>	\$203,655,621	\$186,245,949	\$171,702,994	\$155,198,590	\$157,560,381
<i>Daily Average Mutuel Handle</i>	\$1,226,841	\$1,149,666	\$1,122,242	\$1,014,370	\$1,086,623
<i>Total Attendance</i>	979,238	923,237	922,646	821,652	826,410
<i>Daily Average Attendance</i>	5,899	5,699	6,030	5,370	5,699
GARDEN STATE PARK	1996 - 55 NIGHTS	1997 - 51 NIGHTS	1998 - 51 NIGHTS	1999 - 51 NIGHTS	2000 - 54 NIGHTS
<i>Total Mutuel Handle</i>	\$27,300,148	\$24,449,275	\$20,351,470	\$17,930,004	\$14,755,901
<i>Daily Average Mutuel Handle</i>	\$496,366	\$479,398	\$399,048	\$351,569	\$289,331
<i>Total Attendance</i>	121,343	93,552	80,552	95,124	57,200
<i>Daily Average Attendance</i>	2,206	1,834	1,579	1,865	1,122
<b>TOTALS USED IN CHARTS====&gt;</b>					
NEW JERSEY TRACK HANDLE	\$533,814,370	\$467,077,704	\$425,317,821	\$370,656,885	\$353,680,470
ON TRACK ATTENDANCE	2,933,389	2,879,301	2,625,625	2,362,567	2,255,166

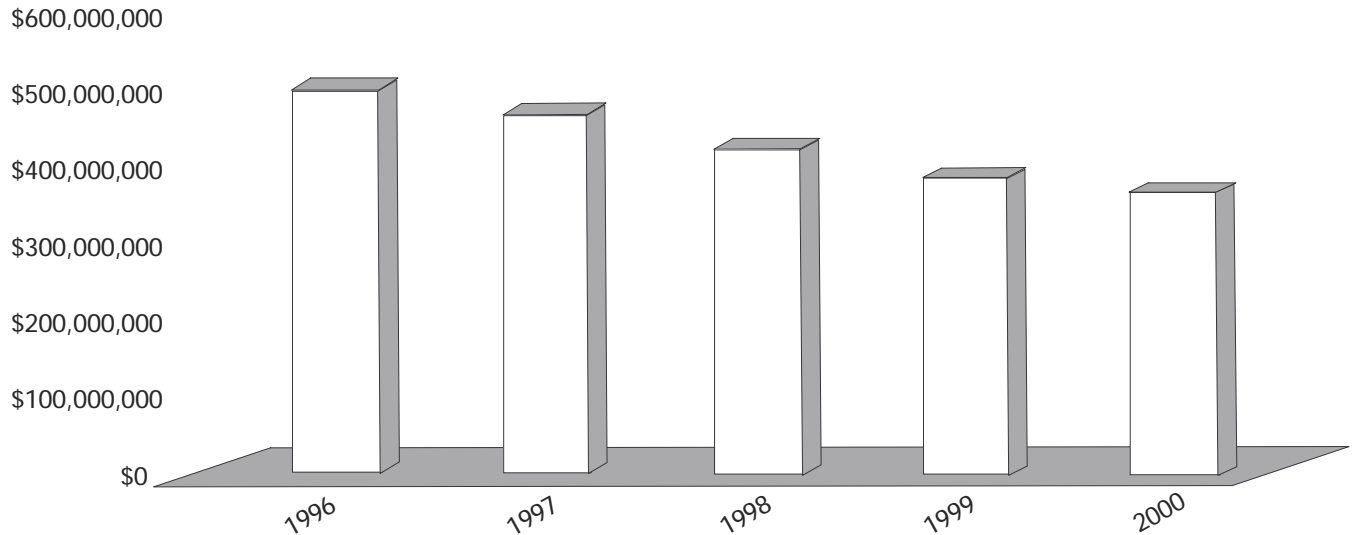
**ATTACHMENT 1D**

**New Jersey Track Handle Statewide**

	1996	1997	1998	1999	2000
Atlantic City Harness	\$44,266,678	\$40,470,157	\$35,002,365	\$31,541,130	\$29,480,627
Atlantic City Racecourse	20,218,594	10,254,112	1,247,522	1,045,295	1,829,572
Freehold Raceway	41,553,371	37,245,778	32,087,269	29,776,224	27,250,927
Garden State Park	54,560,382	46,520,699	39,184,399	29,560,293	21,831,608
Meadowlands Racetrack	263,193,647	234,110,970	219,165,688	191,592,411	192,716,232
Monmouth Park	110,021,698	98,475,988	98,630,578	87,141,532	80,571,504
<b>TOTAL</b>	<b>\$533,814,370</b>	<b>\$467,077,704</b>	<b>\$425,317,821</b>	<b>\$370,656,885</b>	<b>\$353,680,470</b>

**ATTACHMENT 1E**

**New Jersey Track Handle Statewide**



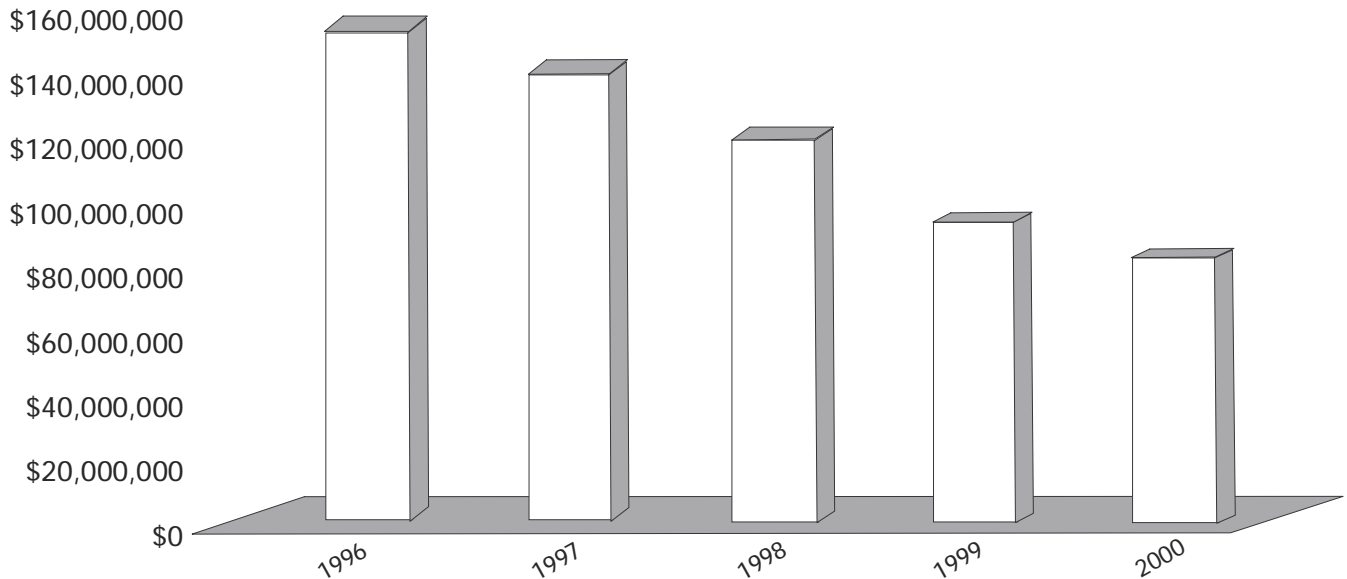
**ATTACHMENT 1F**

### Intrastate Simulcasting Handle

	1996	1997	1998	1999	2000
Atlantic City Harness	\$13,865,519	\$13,387,392	\$11,987,651	\$13,257,392	\$11,920,382
Atlantic City Racecourse	5,767,758	5,114,202	4,571,121	519,430	966,564
Freehold Raceway	14,795,740	12,648,919	11,260,405	11,128,124	10,347,142
Garden State Park	25,819,274	20,905,969	17,469,686	19,843,426	15,458,786
Meadowlands Racetrack	78,041,755	67,030,705	57,414,741	35,212,066	34,817,227
Monmouth Park	17,107,321	15,780,596	13,853,013	18,311,681	16,111,569
<b>TOTAL</b>	<b>\$155,397,367</b>	<b>\$134,867,783</b>	<b>\$116,556,617</b>	<b>\$98,272,119</b>	<b>\$89,621,670</b>

**ATTACHMENT 1G**

### Intrastate Simulcasting Handle





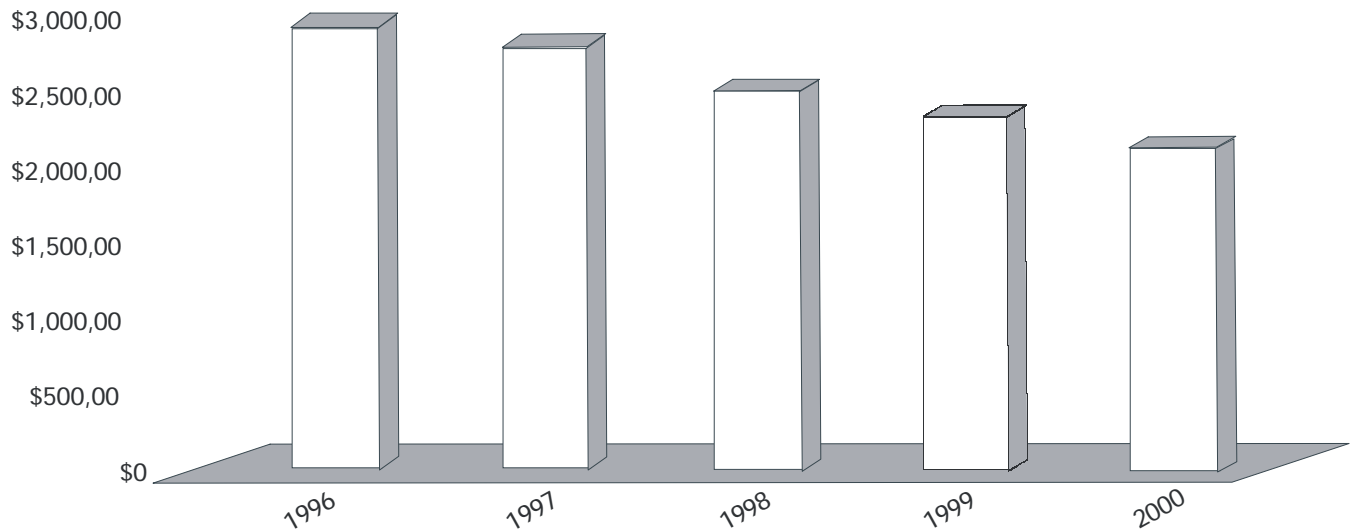
**ATTACHMENT 1H**

**Statewide On Track Attendance**

	1996	1997	1998	1999	2000
Atlantic City Harness	213,124	224,356	199,907	201,301	165,148
Atlantic City Racecourse	132,096	79,663	14,584	8,415	12,859
Freehold Raceway	215,625	199,952	187,619	181,002	146,277
Garden State Park	306,381	275,286	239,866	173,419	117,794
Meadowlands Racetrack	1,352,057	1,360,890	1,229,730	1,088,522	1,086,609
Monmouth Park	714,106	739,154	765,225	709,908	726,479
<b>TOTAL</b>	<b>2,933,389</b>	<b>2,879,301</b>	<b>2,636,931</b>	<b>2,362,567</b>	<b>2,255,166</b>

**ATTACHMENT 1I**

**Statewide On Track Attendance**



## Inter-State Wagering 2000

Meet	Racing Dates	Handle
<b>THOROUGHBRED</b>		
Monmouth Park Jockey Club	73	\$137,522,934
Atlantic City Racing Assoc.	6	27,052,073
Meadowlands	54	109,690,964
Garden State Park	31	36,767,167
<b>Sub-Total Thoroughbred Tracks</b>	<b>164</b>	<b>\$311,033,138</b>
<b>HARNESS</b>		
Atlantic City Harness, Inc.	98	47,394,787
Freehold Raceway	94	65,014,849
Garden State Park	54	49,178,273
Meadowlands	152	273,549,385
<b>Sub-Total Harness Tracks</b>	<b>398</b>	<b>\$435,137,294</b>
<b>Total Inter-State Wagering</b>	<b>562</b>	<b>\$746,170,432</b>

NOTE: Interstate wager is Gross Handle, from All-sources, less NJ Handle

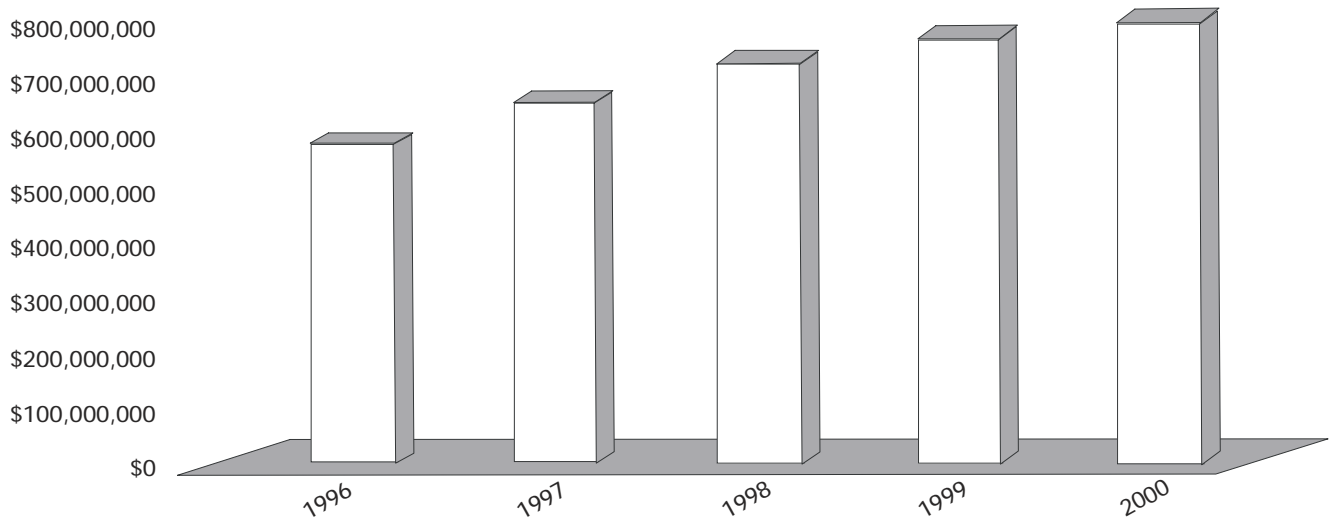
**ATTACHMENT 1K**

## Interstate Simulcasting Handle Received

	1996	1997	1998	1999	2000
Atlantic City Harness	\$32,872,318	\$38,847,338	\$42,928,846	\$45,336,446	\$47,394,787
Atlantic City Racecourse	18,872,823	21,518,573	22,494,230	25,173,913	27,052,073
Freehold Raceway	51,388,621	57,302,361	61,598,948	60,379,462	65,014,849
Garden State Park	87,205,505	91,345,145	94,787,711	90,580,869	85,945,440
Meadowlands Racetrack	252,662,341	280,776,463	311,804,506	366,566,659	383,240,349
Monmouth Park	99,124,691	112,029,476	128,298,788	135,179,856	137,522,934
<b>TOTAL</b>	<b>\$542,126,299</b>	<b>\$601,819,356</b>	<b>\$661,913,029</b>	<b>\$723,217,205</b>	<b>\$746,170,432</b>

**ATTACHMENT 1L**

## Interstate Simulcasting Handle Received



SUMMARY OF COMMINGLE HANDLE BY TRACK  
1/1/00 thru 12/31/00

OUT-OF-STATE SIGNAL RECEIVED	ATLANTIC CITY RACING ASSOC.	FREEHOLD RACETRACK A C H I	FREEHOLD RACETRACK F R A	GARDEN STATE PARK HARNESS	GARDEN STATE PARK T-BRED	MEADOWLANDS RACETRACK HARNESS	MEADOWLANDS RACETRACK T-BRED	MONMOUTH PARK T-BRED	TOTAL SIGNAL
AQUEDUCT	\$1,787,239	\$5,456,248	\$3,143,384	\$1,277,760	\$3,307,213	\$2,584,037	\$2,891,634	\$10,882,794	\$49,330,309
ARLINGTON PARK	311,472	124,159	1,276,098	1,091,864	50,002	3,422,438	3,049,491	2,979,699	12,305,223
AUSTRALIAN RACE	21,843	146,017	0	0	105,224	4,131,064	1,221,649	455,815	6,081,612
BALMORAL	517,371	812,586	1,439,763	1,491,858	1,085,215	5,055,762	2,428,490	129,470	12,960,515
BAY MEADOWS	275,076	555,829	580,109	394,168	326,934	3,218,861	3,199,559	1,142,225	9,692,761
BELMONT	1,384,548	879,302	4,129,942	2,967,501	310,405	10,875,560	6,667,552	15,854,132	43,068,942
BRITISH RACING					8	4,752		815	5,575
CAL-EXPO	913					2,794,858	264,528	65,107	3,125,406
CALDER	1,227,464	123,369	4,431,398	3,001,952	311,626	7,467,236	7,996,032	5,175,167	29,734,244
CANTERBURY	9,699	0	59,814	53,164			61,218	56,491	240,386
CHARLES TOWN	454,410	512,360	802,349	257,684	192,998	1,922,290	1,105,062	544,445	5,791,598
CHURCHILL	1,005,496	1,134,088	1,956,158	2,064,136	948,240	8,284,136	3,905,704	7,635,834	26,933,792
COLONIAL DOWNS	143,398	0	575,574	412,215	15,525	750,562		231,825	2,129,099
DELAWARE PK	1,790,890	943,060	3,290,392	3,611,394	797,254	6,980,743	5,891,849	6,915,813	30,221,395
DELMAR	242,292	0	1,074,195	944,466		1,206,144	3,650,287	2,762,765	9,880,149
DELTA DOWNS	76,002				241,904				317,906
DOVER DOWNS	246,402	1,483,115	642,338	257,140	740,446	3,429,826	244,391	334,097	7,377,755
DUBAI	6,670	14,137	0		15,839		71,521	22,767	130,934
DUQUIN							67,544		67,544
ELLIS PARK	188,069	0	785,688	644,918		1,527,949	1,542,912	2,155,789	6,845,325
EMERALD DOWNS	22,763	40,886	66,483	147,988	44,449	231,147	320,779	75,952	950,447
EVANGELINE	324,445	380,161	841,967	956,097	153,407	7,274,932	1,444,236	947,878	12,323,123
FAIRGROUND	650,646	1,920,074	863,769	194,753	1,754,439	9,569,774		4,064,360	19,017,815
FAIRMOUNT	152,421	161,004	131,249	110,895	113,586				669,155
FAIRPLEX	48,175	0	239,098	178,655			1,147,721	294,532	1,908,181
FINGER LAKES	296,412	220,768	1,188,857	699,382	76,157	2,276,083	2,007,456	1,125,622	7,890,737
FLAMBORO		262,594	397,949						660,543
FORT ERIE RACETRACK	75,916					576,877	751,187	370,183	1,774,163
FRENCH RACING						10,341			10,341
FRASIER DOWNS			76,239						76,239
GOLDEN GATE	355,472	796,039	733,245	427,093	620,097	4,984,299	282,922	1,271,001	9,470,168
GREAT LAKES	148,192			366,405	29,948				544,545
GULFSTREAM	1,050,729	3,850,732		2,779,536	13,576,392			6,912,256	28,169,645
HARRINGTON	123,820	164,623	654,246	429,140	77,648	823,377	936,163	116,179	3,325,196
HAWTHORNE	161,487		993,686	570,277	47,183	1,078,689	1,940,938	902,990	5,695,250
HAZEL PARK	55,922	109,139	225,795	92,241	24,411	275,463	154,813		937,784
HIALEAH	371,125	1,584,337		31,064	917,163	5,238,705		2,227,472	10,369,866
HOLLYWOOD	558,554	412,693	1,436,559	1,513,015	475,930	8,989,056	855,733	5,171,354	19,412,894
HONG KONG						111,484		1	1,305,648
HOOSIER PARK	153,278	0	646,327	585,934	9,042	926,660	1,511,108	188,980	4,021,329
KEENELAND	325,512	623,817	529,992	439,317	503,391	2,421,918	1,563,660	2,189,465	8,597,072
KENTUCKY			46,899				228,154	77,724	352,777
LAUREL	1,093,939	1,524,240	2,195,192	1,674,303	1,274,323	7,245,992	2,494,317	6,049,123	23,551,429
LITTLE BROWN JUG	8,690	0	129,902	98,330			181,796	13,489	432,207
LONE STAR PARK	309,893	557,558	462,237	725,206	543,434	7,223,723		1,239,406	11,061,457
LOS ALAMITOS						2,382,055	363,264	17,525	2,762,844
LOUISIANA	300,499	0	1,412,999	1,175,619		268,469	3,043,172	1,005,912	7,206,670
MAYWOOD	221,378	409,642	850,433	779,877	520,158	3,051,948	1,666,417	122,592	7,622,445
MEADOWS	218,530	880,164	1,536,463	876,271	547,563	8,046,152	3,397,770	930,850	16,433,763
MOHAWK	86,891	475,049	613,808	628,057	251,216	3,175,704	2,965,375	369,410	8,565,510
MONTAINEER	125,733		4,670	279,895	58,161	372,969	488,145	48,763	1,378,336
MONT'LLO RACEWAY	158,342	1,066,422	1,500,114	280,802	301,040	1,541,548	573,888	267,279	5,689,435
MONTREAL HIPODROME						27,841	1,309		29,150
NORTHERN CALIF. FAIR	84,515					678,002	650,464	401,391	1,814,372
NORTHFIELD	327,597	1,206,206	1,661,200	558,479	429,624	5,271,139	1,660,682	420,302	11,535,229
NORTHVILLE	9,697	116,806	61,552	22,290		42,513			252,858
OAKLAWN	251,397	1,000,885			917,020	5,189,326		1,889,290	9,247,918
OAK TREE @ SANTA	177,333	0	508,488				247		685,821
OCEAN DOWNS	15,761	0	236,006	61,026		105,622	69,058		487,720
PENN NATIONAL	871,170	847,103	1,264,795	1,608,002	1,136,892	10,084,911	3,670,774	2,636,173	22,119,820
PILICA PARK	2,208,778	2,195,577	3,066,406	3,447,985	2,784,928	11,594,947	4,016,452	7,042,146	36,357,219
PHILICO	531,160	1,444,360	255,861	395,976	1,181,199	5,675,252		3,476,677	12,960,485
PLAINRIDGE	48,453	115,005	451,982	197,021	33,908	558,006	499,549	112,931	2,016,855
PLAYFAIR				67,733	4,326				72,059
POCONO	75,777	315,114	929,214	343,824	126,694	1,180,143	739,501	99,200	3,809,467
POMPANO	85,033	539,928	580,061	267,551	368,301	2,420,958	155,718	184,680	4,602,230
PRESCOTT DOWNS	22,371	0	111,867	112,702					246,940
PRAIRE MEADOWS		0				1,129,091		142,488	1,271,579
RED MILE		0	358,025	108,921			601,852	61,339	1,130,137
REMMINGTON				150,594					150,594
RETAMA PARK	164,590	0	597,373	895,126	27,478	80,349	4,454,986	832,503	7,052,405
ROCKINGHAM	179,814	0	323,162	468,236			698,483	502,855	2,867,110
ROSECROFT	42,582	374,465	1,216,151	308,961	202,153	736,109	295,591	115,441	3,291,453
SAM HOUSTON	406,492	1,342,885	642,208	570,961	1,486,475	9,921,189	1,236,790	2,155,594	17,762,594
SAN MATEO	25,173								25,173
SANTA ANITA	528,045	2,094,698	126,897	531,894	1,878,117	9,942,369	2,500,066	4,922,847	22,524,933
SARATOGA	753,970	128,812	2,491,957	1,708,487	75,515	3,095,335	6,348,326	11,612,841	26,215,243
SCIOTO DOWNS	29,510	50,364	350,037	62,354		241,262	294,126	55,128	1,082,781
SPORTSMAN'S	112,770	706,960			387,410	1,458,518		428,145	3,093,803
SUFFOLK DOWNS	477,986	821,783	665,353	653,689	628,768	3,514,603	1,112,291	1,191,443	9,065,916
SYRACUSE MILE		0	59,738				38,881		98,619
TAMPA BAY	532,556	1,181,354	2,201,391	1,661,086	3,184,476			984,468	7,543,940
THISTLEDOWN	630,606	993,909		1,422,603	563,039	2,750,713	829,632	688,885	10,080,778
TIMINIUM	13,543		74,639				77,796		53,700
TROPICAL	22,087	167,956			64,797			79,907	334,747
TURF PARADISE	324,059	627,771	418,664	233,934	867,743	3,909,819	656,460	957,316	7,995,766
TURFWAY	483,352	1,312,198	866,684	561,338	1,323,021	6,638,763	2,677,411	2,325,864	16,188,631
WINDSOR		329,593	454,608	212,051	173,767	914,439	192,697	30,405	2,307,560
WOODBINE	387,264	165,904	863,161	1,630,627	308,428	3,658,274	1,520,626	426,594	8,960,878
YONKERS	140,614	1,690,939	2,258,888	798,173	522,850	5,068,498	1,415,048	345,477	12,240,487
<b>TOTAL 2000</b>	<b>\$27,052,073</b>	<b>\$47,394,787</b>	<b>\$65,014,849</b>	<b>\$49,178,273</b>	<b>\$36,767,167</b>	<b>\$273,549,385</b>	<b>\$109,690,964</b>	<b>\$137,522,934</b>	<b>\$746,170,432</b>

NOTE: 2000 figures through December 31.

ATTACHMENT 1N

NEW JERSEY LIVE & SIMULCASTING MEETS  
COMMISSION DISTRIBUTION SUMMARY  
2000

NJ TRACK	RACE DAY	NJ-GROSS HANDLE	TOTAL COMMISSION	TRACK SHARE	PURSE SHARE	STATE SETTLE	CHARITY	SIRE STAKES (Harness)	BREED/DEVLP (Harness)	BREED/STALL (Harness)	BREED/DEVLP (T-Bred)	T.B.A. (T-Bred)	BACKSTRETCH BENEVOLENCE	S.B.O.B. BENEFIT	HEADTAX	POSITIVE BREAKAGE	PAY TO PATRON	WORKERS COMP	
<b>T-BRED TRACK</b>																			
ACRA	6	\$1,829,572	\$363,592	\$205,315	\$131,688	\$0	\$8,465	\$0	\$0	\$0	\$915	\$17,170	\$39	\$0	\$8,342	\$0	\$1,467,531	\$4,299	
GSP	31	7,075,707	1,373,192	956,019	354,956	0	7,576	0	0	0	3,538	50,546	556	0	44,149	486	5,658,366	16,628	
MDLS	54	35,155,851	6,879,674	4,933,207	1,817,241	0	24,820	0	0	0	17,578	83,808	3,019	0	194,294	0	28,081,883	82,616	
MP	73	80,571,504	15,764,952	11,374,858	4,109,477	0	50,676	0	0	0	40,286	182,612	7,044	0	465,618	26,156	64,340,934	189,343	
<b>SUB-TOTAL (T)</b>	<b>164</b>	<b>\$124,632,634</b>	<b>\$24,381,409</b>	<b>\$17,469,399</b>	<b>\$6,413,362</b>	<b>\$0</b>	<b>\$91,537</b>	<b>\$0</b>	<b>\$0</b>	<b>\$0</b>	<b>\$62,317</b>	<b>\$334,136</b>	<b>\$10,658</b>	<b>\$0</b>	<b>\$712,403</b>	<b>\$26,641</b>	<b>\$99,548,714</b>	<b>\$292,887</b>	
<b>HARNESS TRACK</b>																			
ACHI	98	\$29,480,627	\$6,038,835	\$2,814,047	\$2,955,952	\$0	\$13,050	\$193,764	\$10,274	\$17,131	\$0	\$0	\$2,714	\$31,903	\$177,361	\$1,618	\$25,208,613	\$0	
FRA	94	27,250,927	5,581,239	2,571,080	2,759,486	0	11,070	181,021	9,685	16,292	0	0	2,555	30,049	156,352	1,834	21,513,336	0	
GSP	54	14,755,901	3,001,902	1,948,981	939,785	0	8,982	75,018	4,460	8,126	0	0	1,297	15,251	73,055	375	11,680,943	0	
MDLS	152	157,560,381	31,810,133	20,594,276	10,041,668	0	50,801	801,526	47,268	86,658	0	0	14,740	173,196	740,085	0	125,010,163	0	
<b>SUB-TOTAL (H)</b>	<b>398</b>	<b>\$229,047,836</b>	<b>\$46,432,110</b>	<b>\$27,928,385</b>	<b>\$16,696,891</b>	<b>\$0</b>	<b>\$83,904</b>	<b>\$1,251,329</b>	<b>\$71,687</b>	<b>\$128,206</b>	<b>\$0</b>	<b>\$0</b>	<b>\$21,306</b>	<b>\$250,398</b>	<b>\$1,146,853</b>	<b>\$3,826</b>	<b>\$183,413,056</b>	<b>\$0</b>	
<b>TOTAL LIVE-2000</b>	<b>562</b>	<b>\$353,680,470</b>	<b>\$70,813,519</b>	<b>\$45,397,784</b>	<b>\$23,110,254</b>	<b>\$0</b>	<b>\$175,441</b>	<b>\$1,251,329</b>	<b>\$71,687</b>	<b>\$128,206</b>	<b>\$62,317</b>	<b>\$334,136</b>	<b>\$31,964</b>	<b>\$250,398</b>	<b>\$1,859,256</b>	<b>\$30,468</b>	<b>\$282,961,770</b>	<b>\$292,887</b>	
<b>OUT-OF-STATE HANDLE RECEIVED</b>																			
ACRA (T)	6,411	27,052,073	5,451,815	4,266,958	1,033,759	0	0	0	0	0	8,095	140,305	2,698	0	148,379	0	21,451,879	\$63,572	
GSP (T)	2,480	36,767,167	7,518,049	5,497,273	1,814,880	515	0	0	0	0	11,030	191,189	3,677	0	198,367	0	29,050,751	86,403	
MDLS (T)	1,555	109,690,964	22,498,814	14,710,959	7,173,585	1,689	0	0	0	0	32,908	570,393	10,969	0	560,270	0	87,192,150	257,774	
MP (T)	4,424	137,522,934	27,565,930	18,831,994	7,963,807	853	0	0	0	0	41,257	715,119	13,752	0	659,800	0	109,297,204	323,179	
<b>SUB-TOT (T)</b>	<b>14,870</b>	<b>\$311,033,138</b>	<b>\$63,034,608</b>	<b>\$43,307,183</b>	<b>\$17,986,032</b>	<b>3,056</b>	<b>0</b>	<b>0</b>	<b>0</b>	<b>0</b>	<b>\$93,290</b>	<b>\$1,617,007</b>	<b>\$31,096</b>	<b>0</b>	<b>\$1,566,816</b>	<b>0</b>	<b>\$246,991,985</b>	<b>\$730,928</b>	
ACHI (H)	2,585	47,394,787	9,860,377	7,070,182	2,559,482	0	0	143,848	14,219	12,218	0	0	4,740	55,689	224,641	0	37,309,769	0	
FRA (H)	4,005	65,014,849	13,603,220	9,948,656	3,338,078	500	0	197,326	19,505	16,761	0	0	6,502	76,392	285,194	0	51,126,435	0	
GSP (H)	3,936	49,178,273	10,102,889	7,569,113	2,308,327	184	0	134,050	14,754	13,942	0	0	4,918	57,785	245,668	0	38,829,716	0	
MDLS (H)	3,598	273,549,385	55,982,527	37,341,315	17,387,180	3,393	0	745,641	82,065	77,551	0	0	27,355	321,420	1,446,445	0	216,120,413	0	
<b>SUB-TOT (H)</b>	<b>14,124</b>	<b>\$435,137,294</b>	<b>\$89,549,013</b>	<b>\$61,929,267</b>	<b>\$25,593,066</b>	<b>4,077</b>	<b>0</b>	<b>\$1,220,865</b>	<b>\$130,543</b>	<b>\$120,472</b>	<b>0</b>	<b>0</b>	<b>\$43,515</b>	<b>\$511,286</b>	<b>\$2,201,948</b>	<b>0</b>	<b>\$343,386,333</b>	<b>0</b>	
<b>TOTAL SIGNAL</b>	<b>28,994</b>	<b>\$746,170,432</b>	<b>\$152,583,621</b>	<b>\$105,236,450</b>	<b>\$43,579,098</b>	<b>\$7,133</b>	<b>\$0</b>	<b>\$1,220,865</b>	<b>\$130,543</b>	<b>\$120,472</b>	<b>\$93,290</b>	<b>\$1,617,007</b>	<b>\$74,611</b>	<b>\$511,286</b>	<b>\$3,768,764</b>	<b>\$0</b>	<b>\$590,378,318</b>	<b>\$730,928</b>	
<b>TOTAL - 2000</b>	<b>29,556</b>	<b>\$1,099,850,902</b>	<b>\$223,397,140</b>	<b>\$150,634,234</b>	<b>\$66,689,352</b>	<b>\$7,133</b>	<b>\$175,441</b>	<b>\$2,472,194</b>	<b>\$202,229</b>	<b>\$248,678</b>	<b>\$155,606</b>	<b>\$1,951,143</b>	<b>\$106,575</b>	<b>\$761,684</b>	<b>\$5,628,020</b>	<b>\$30,468</b>	<b>\$873,340,088</b>	<b>\$1,023,815</b>	

**ATTACHMENT 10**

**NEW JERSEY RACING COMMISSION  
2000 CHARITY DAYS REVENUE**

TRACK / DATE	BACKSTRETCH BENEVOLENCE	DEVEPMENTALLY DISABLED	HORSE PARK & RETIRED HORSES	T O T A L CHARITY
<b>A.C. Harness, Inc.</b>				
18-Mar-100			2,535.13	2,535.13
1-Apr-100		2,261.90		2,261.90
22-Apr-100	2,429.52			2,429.52
6-May-100		3,078.91		3,078.91
20-May-100		2,745.03		2,745.03
<b>SUB-TOTAL</b>	<b>\$2,429.52</b>	<b>\$8,085.84</b>	<b>\$2,535.13</b>	<b>\$13,050.49</b>
<b>Atlantic City Racing</b>				
22-May-100		1,288.54		1,288.54
23-May-100	1,539.48			1,539.48
24-May-100		1,657.60		1,657.60
25-May-100		1,872.66	1,872.66	
26-May-100			2,106.98	2,106.98
<b>SUB-TOTAL</b>	<b>\$1,539.48</b>	<b>\$4,818.80</b>	<b>\$2,106.98</b>	<b>\$8,465.26</b>
<b>Freehold Raceway</b>				
12-Aug-100	2,493.18			2,493.18
26-Aug-100			2,231.41	2,231.41
2-Sep-100		1,858.42		1,858.42
23-Sep-100		2,364.42		2,364.42
21-Oct-100		2,122.54		2,122.54
<b>SUB-TOTAL</b>	<b>\$2,493.18</b>	<b>\$6,345.38</b>	<b>\$2,231.41</b>	<b>\$11,069.97</b>
<b>Garden State Park (T)</b>				
18-Mar-100	2,064.99			2,064.99
1-Apr-100		1,137.47		1,137.47
15-Apr-100			1,210.91	1,210.91
6-May-100		1,827.73		1,827.73
20-May-100		1,334.94		1,334.94
<b>SUB-TOTAL</b>	<b>\$2,064.99</b>	<b>\$4,300.14</b>	<b>\$1,210.91</b>	<b>\$7,576.04</b>
<b>Garden State Park (H)</b>				
1-Sep-100		1,397.69		1,397.69
23-Sep-100		1,940.35		1,940.35
7-Oct-100	1,986.33			1,986.33
21-Oct-100			1,546.70	1,546.70
4-Nov-100		2,111.06		2,111.06
<b>SUB-TOTAL</b>	<b>\$1,986.33</b>	<b>\$5,449.10</b>	<b>\$1,546.70</b>	<b>\$8,982.13</b>
<b>Meadowlands (H)</b>				
11-Mar-100	7,190.99			7,190.99
1-Apr-100			8,484.19	8,484.19
20-May-100		8,223.57		8,223.57
3-Jun-100		8,933.49		8,933.49
5-Aug-100		17,968.67		17,968.67
<b>SUB-TOTAL</b>	<b>\$7,190.99</b>	<b>\$35,125.73</b>	<b>\$8,484.19</b>	<b>\$50,800.91</b>
<b>Meadowlands (T)</b>				
4-Sep-100			6,563.51	6,563.51
23-Sep-100		3,980.61		3,980.61
14-Oct-100		4,524.14		4,524.14
28-Oct-100	4,202.34			4,202.34
18-Nov-100		5,549.65		5,549.65
<b>SUB-TOTAL</b>	<b>\$4,202.34</b>	<b>\$14,054.40</b>	<b>\$6,563.51</b>	<b>\$24,820.25</b>
<b>Monmouth Park</b>				
29-May-100		8,589.74		8,589.74
4-Jul-100	7,822.58			7,822.58
15-Jul-100		5,829.26		5,829.26
6-Aug-100		20,057.50		20,057.50
27-Aug-100			8,376.69	8,376.69
<b>SUB-TOTAL</b>	<b>\$7,822.58</b>	<b>\$34,476.50</b>	<b>\$8,376.69</b>	<b>\$50,675.77</b>
<b>CHARITY 2000</b>	<b>\$29,729.41</b>	<b>\$112,655.89</b>	<b>\$33,055.52</b>	<b>\$175,440.82</b>

**ATTACHMENT 2A**

**Summary of Pari-Mutuel Activity  
Atlantic City Casinos  
1/1/00 through 12/31/00**

Host Track	Showboat	Trump Taj Mahal	Resorts	Sands	Caesar's	Bally's Park Place	Trump Marina	Tropicana	Hub Total
<b><u>New Jersey Signals Received</u></b>									
Atlantic City Harness, Inc.	74,944	137,687	173,592	106,814	200,869	322,098	937,747	186,585	1,296,336
Freehold	76,236	158,431	142,021	95,745	196,542	313,926	91,857	149,143	1,223,901
Garden State Park - Harness	54,207	143,896	94,455	72,656	180,940	282,262	54,487	127,362	1,010,265
Meadowlands - Harness	372,343	881,108	604,122	501,126	1,150,303	1,686,440	422,411	875,061	6,492,914
Garden State Park - Thoroughbred	0	0	0	0	0	0	0	0	0
Meadowlands - Thoroughbred	0	0	0	0	0	0	0	0	0
Monmouth Park - Thoroughbred	184,524	368,643	355,514	234,935	564,434	902,532	1,123,418	597,654	4,331,654
<b>Total N.J. Signals Received</b>	<b>762,254</b>	<b>1,689,765</b>	<b>1,369,704</b>	<b>1,011,276</b>	<b>2,293,088</b>	<b>3,507,258</b>	<b>1,785,920</b>	<b>1,935,805</b>	<b>14,355,070</b>
<b><u>Out-of-State Signals Received</u></b>									
Aqueduct	450,828	1,059,662	916,945	662,495	1,284,181	2,278,555	717,156	1090,287	8,460,109
Arlington	45,091	151,377	179,709	108,691	236,715	392,494	426,826	257,951	1,798,854
Balmoral	0	368,976	300,704	254,152	444,188	683,524	67,137	375,635	2,494,316
Bay Meadows	59,376	244,672	184,846	145,139	247,952	438,284	94,552	231,816	1,646,637
Belmont Park	338,465	888,186	754,570	497,396	1,033,056	1,760,224	1,560,168	1,132,357	7,964,422
Cal Expo	0	64,983	60,207	24,620	63,069	171,523	512	95,707	480,621
Calder	197,739	397,159	481,627	306,876	651,096	1,030,959	329,876	624,900	4,020,232
Canterbury Park	0	315	1,318	1,244	1,249	2,959	1,128	558	8,771
Churchill Downs	125,019	356,449	355,115	234,128	534,068	918,551	15,996	646,622	3,185,948
Colonial Downs	9,327	36,629	46,971	25,014	56,106	85,486	52,400	55,096	367,029
Del Mar	50,255	274,036	146,501	102,005	252,362	350,113	954,456	288,369	2,418,097
Delaware Park	254,652	496,153	576,919	387,444	727,694	1,185,230	351,076	712,753	4,691,921
Dover Downs	66,527	180,347	142,858	124,172	203,980	345,226	49692	180,634	1,293,436
Ellis Park	19,240	60,845	84,604	62,921	124,106	188,555	655,292	170,784	1,366,347
Emerald Downs	2,379	74,537	60,740	52,123	109,210	169,388	27,433	79,759	575,569
Fair Grounds	79,539	267,131	269,044	191,374	366,647	635,114	112,115	318,740	2,239,704
Fairplex T	12,319	48,705	45,616	25,871	51,478	67,123	15,646	45,239	311,997
Finger Lakes	51,077	196,133	212,925	159,909	281,417	472,476	97,306	259,318	1,730,561
Fort Erie Racetrack	0	62,011	65,815	42,678	88,346	139,832	26,577	67,217	492,476
Golden Gate	63,708	213,368	177,766	125,275	248,432	410,846	127,445	225,949	1,592,789
Great Lakes Down	44,489	125,763	132,015	102,303	195,882	251,513	61,644	134,375	1,047,984
Gulfstream	163,930	405,076	384,282	294,337	586,834	981,173	214,737	554,627	3,584,996
Harrington Park	37,537	101,787	93,429	60,166	112,479	169,662	41,741	83,107	699,908
Hastings Park	1,316	32,446	23,992	22,064	30,144	53,415	10,925	28,063	202,365
Hawthorne T	22,962	73,969	91,308	51,112	103,318	167,291	38,695	82,792	631,447
Hazel Park	37,202	108,578	83,305	66,177	135,105	186,572	26,491	103,596	747,026

**ATTACHMENT 2A, continued**

Hialeah	48,122	124,404	150,134	86,666	183,732	293,125	164,305	175,865	1,226,353
Hollywood	104,227	432,740	307,559	197,780	448,714	724,707	1,200,929	474,815	3,891,471
Hoosier Park T	21,245	96,842	79,571	59,416	125,553	189,507	38,688	92,922	703,744
Keeneland	36,352	123,422	138,432	67,438	142,271	297,096	80,163	136,2030	1,021,377
Laurel	178,555	337,620	371,393	277,662	539,951	871,923	397,586	547,8540	35,22,544
Lone Star Park	12,108	128,482	100,127	89,565	191,350	298,639	80,541	310,6850	1,211,497
Los Alamitos H	0	648	616	802	1,687	4,255	0	4,6730	12,681
Los Alamitos Q	0	96,764	88,293	33,585	74,531	243,437	151	165,0620	701,823
Louisiana Downs	46,900	131,930	142,049	110,056	227,192	332,926	136,768	205,8970	1,333,718
Maywood	0	195,080	124,743	109,790	191,075	317,310	21,201	216,3700	1,175,569
Meadows	99,010	246,645	217,869	172,845	296,539	472,150	86,463	238,9410	1,830,462
Monticello Raceway	51,627	136,771	157,120	113,555	188,940	350,035	54,827	171,9560	1,224,831
Mountaineer	38,549	115,864	85,436	66,775	136,954	234,463	38,458	126,0830	842,582
Northfield	124,766	349,711	253,993	222,573	402,205	625,692	108,122	330,7360	2,417,798
Oaklawn	28,706	105,978	128,185	77,875	161,893	292,128	54,357	153,3650	1,002,487
Oak Tree @ Santa A	25,930	91,561	79,492	51,013	95,117	173,231	32,313	81,7100	630,367
Ocean Downs	7,717	27,487	20,191	19,299	36,599	46,175	7,458	20,4460	185,372
Penn National	74,480	202,945	148,163	127,051	280,035	392,639	99,346	239,5490	1,564,208
Philadelphia Park	312,093	593,627	633,187	507,474	862,128	1,416,622	373,204	841,7250	5,540,060
Pimlico	80,200	187,756	189,246	134,843	260,737	443,123	575,302	347,0610	2,218,268
Pocono Downs	40,363	96,359	0	0	153,819	174,262	33,563	103,160	601,526
Pompano	53,209	136,225	100,460	100,602	173,002	228,615	45,116	135,494	972,723
Rockingham	21,843	64,527	71,030	59,588	117,826	182,841	38,459	148,602	704,716
Rosecroft	22,492	99,448	59,719	55,674	99,547	144,998	35,540	98,9390	616,357
Sam Houston T	0	250,258	148,259	162,804	324,934	529,475	88,318	267,2710	1,771,319
San Mateo	6,663	28,316	24,355	18,642	28,635	44,478	86,008	39,6600	276,757
Santa Anita	131,940	430,798	280,399	215,522	472,822	758,730	200,583	477,1880	2,967,982
Saratoga T	146,221	429,888	356,088	254,529	567,310	1,015,862	1,279,661	523,9400	4,573,499
Sportsmans Park	20,739	68,168	89,867	57,015	100,018	184,648	29,728	98,3480	648,531
Suffolk Downs	68,562	145,927	178,395	149,742	232,064	419,496	90,522	208,4530	1,493,161
Tampa Bay Downs	60,995	166,816	201,380	141,472	247,833	449,080	78,802	243,5040	1,589,882
Thistledown	44,923	163,658	177,100	120,230	238,978	384,503	73,466	296,1110	1,498,969
Timonium	5,660	7,850	6,511	396	10,636	20,638	6,115	12,4140	70,220
Tropical	6,450	11,189	7,863	9,307	25,618	24,973	9,729	18,1530	113,282
Turf Paradise	25,752	88,940	63,196	54,092	118,020	133,900	28,338	105,937	0
Turfway	74,808	209,461	171,711	131,467	302,185	477,660	95,513	281,9420	1,744,747
Yonkers	165,627	449,106	307,071	253,241	443,329	620,582	158,244	424,4420	2,821,642
<b>Total Out-of-State Signals Received</b>	<b>4,336,481</b>	<b>12,919,589</b>	<b>11,576,743</b>	<b>8,465,552</b>	<b>16,747,769</b>	<b>27,456,560</b>	<b>13,352,777</b>	<b>16,272,6060</b>	<b>111,128,07</b>
<b>Total Pari-Mutuel A</b>	<b>5,098,735</b>	<b>14,609,354</b>	<b>12,946,447</b>	<b>9,476,828</b>	<b>19,040,857</b>	<b>30,963,818</b>	<b>15,138,697</b>	<b>18,208,411</b>	<b>125,483,147</b>



**ATTACHMENT 2B**

**Pari-Mutuel Takeout  
Atlantic City Casinos  
In-State & Out-of-State Simulcasting  
1/1/00 through 12/31/00**

	<b>Trump Showboat</b>	<b>Taj Mahal</b>	<b>Resorts</b>	<b>Sands</b>	<b>Caesar's</b>	<b>Bally's Park Place</b>	<b>Trump Marina</b>	<b>Tropicana</b>	<b>Hub Total</b>
Racing Days									
Casino Simulcasting Fund	\$25,509.01	\$73,064.99	\$64,750.26	\$47,402.04	\$95,222.80	\$154,835.38	\$75,709.96	\$91,060.95	\$627,555.39
Casino - Placement Signal	131,747.43	392,597.55	351,196.20	257,127.06	510,016.02	833,934.42	422,930.01	496,723.32	3,396,272.01
A.C.R.A. Contingency Fund Sta	0.00	0.00	0.00	0.00	0.00	0.00	0.00	0.00	0.00
Casino Share	437,468.69	1,233,4.58	1,099,237.50	813,200.38	1,634,259.76	2,640,984.30	1,279,600.00	1,555,980.68	10,694,180.69
<b>Special Trust - Harness</b>									
Sire Stakes	7,654.85	21,748.92	19,073.20	14,026.21	28,234.33	45,709.53	20,661.13	26,555.46	183,663.63
Track Purses	5,359.99	15,138.40	13,176.16	9,718.87	19,651.12	31,724.84	14,135.27	18,360.09	127,264.74
Breeder & Stallion Awards	719.19	2,033.02	1,771.88	1,306.30	2,638.87	4,263.62	1,904.18	2,468.61	17,105.67
<b>Special Trust - Thoroughbred</b>									
Thoroughbred Breeders	11,766.24	34,133.61	30,719.50	22,340.64	44,686.94	73,127.25	39,000.37	43,665.48	299,440.03
<b>Breeding &amp; Development</b>									
Harness	823.87	2,335.54	2,041.31	1,502.92	3,031.70	4,902.00	2,202.35	2,843.13	19,682.82
Thoroughbred	705.60	2,047.87	1,842.66	1,339.87	2,680.91	4,387.34	2,339.81	2,619.43	17,963.49
<b>Purse Allocation</b>									
In State	35,339.82	78,148.58	63,808.64	46,272.38	106,503.22	162,409.12	83,474.05	91,051.12	667,006.93
Out of State	146,255.04	430,426.67	388,732.83	288,543.95	568,380.09	926,542.40	444,156.37	549,813.10	3,742,850.45
<b>Track Share allocation</b>									
In State	35,339.82	78,148.58	63,808.64	46,272.38	106,503.22	162,409.12	83,474.05	91,051.12	667,006.93
Out of State	146,255.04	430,426.67	388,732.83	288,543.95	568,380.09	926,542.40	444,156.37	549,813.10	3,742,850.45
Casino Simulcasting Special Fund	47,617.32	140,137.84	126,564.44	93,943.93	185,053.02	301,664.14	144,609.05	179,009.12	1,218,598.86
Total Commissions	1,032,561.91	2,933,836.82	2,615,456.05	1,931,540.88	3,875,242.09	6,273,435.86	3,058,353.77	3,701,014.71	25,421,442.09
Breakage <sup>3</sup>	27,096.12	82,161.30	76,028.29	50,185.91	94,448.03	170,211.46	52,278.73	94,322.90	646,732.74
Total Amount	1,059,658.03	3,015,998.12	2,691,484.34	1,981,726.79	3,969,690.12	6,443,647.32	3,110,632.50	3,795,337.61	26,068,174.83
Amount Returned to Patron	4,039,076.97	11,593,355.88	10,254,101.21	7,495,101.21	15,071,166.88	24,520,170.68	12,028,064.50	14,413,073.39	99,414,972.17
<b>Total Pari-Mutuel Handle</b>	<b>\$5,098,735.00</b>	<b>\$14,609,354.00</b>	<b>\$12,946,447.00</b>	<b>\$9,476,828.00</b>	<b>\$19,040,857.00</b>	<b>\$30,963,818.00</b>	<b>\$15,138,697.00</b>	<b>\$18,208,411.00</b>	<b>\$125,483,147.00</b>

<sup>3</sup> "Breakage" refers to the monies less than a dime on a wager not paid to the winning ticket holders, which funds are allocated by statute.

**Pari-Mutuel Takeout  
Atlantic City Casinos  
In-State Simulcasting  
1/1/00 through 12/31/00**

	Showboat	Trump Taj Mahal	Resorts	Sands	Caesar's	Bally's Park Place	Trump Marina	Tropicana	Hub Total
<b>Racing Days</b>									
Casino Simulcasting Fund	\$3,814.78	\$8,451.71	\$6,851.98	\$5,059.77	\$11,469.07	\$17,537.55	\$8,932.90	\$9,682.90	\$71,800.66
Casino - Placement of Signal	0.00	0.00	0.00	0.00	0.00	0.00	0.00	0.00	0.00
A.C.R.A. Contingency Fund - State	0.00	0.00	0.00	0.00	0.00	0.00	0.00	0.00	0.00
Casino Share	74,171.97	163,327.51	133,531.70	97,056.42	223,185.26	339,476.91	175,631.60	190,605.78	1,396,987.15
<b>Special Trust - Harness</b>									
Sire Stakes	1,506.25	3,428.63	2,659.56	2,023.66	4,489.31	6,775.67	1,730.71	3,483.81	26,097.60
Track Purses	1,222.80	2,810.24	2,132.40	1,643.20	3,674.51	5,525.93	1,398.77	2,836.26	21,244.11
Breeder & Stallion Awards	159.73	366.89	279.33	214.81	479.71	722.27	182.77	370.34	2,775.85
<b>Special Trust - Thoroughbred</b>									
Thorough Breeders	923.19	1,843.20	1,777.87	1,175.06	2,822.81	4,510.54	5,617.65	2,988.89	21,659.21
<b>Breeding &amp; Development</b>									
Harness	173.19	396.23	304.35	232.83	518.66	781.46	198.80	401.48	3,007.00
Thoroughbred	55.39	110.48	106.63	70.45	169.33	270.69	337.03	179.25	1,299.25
<b>Purse Allocation</b>									
In State	35,261.54	77,835.11	63,666.50	46,165.09	106,271.96	161,806.46	83,352.44	90,816.66	665,175.76
Out of St	0.00	0.00	0.00	0.00	0.00	0.00	0.00	0.00	0.00
<b>Track Share Allocation</b>									
In State	35,261.54	77,835.11	63,666.50	46,165.09	106,271.96	161,806.46	83,352.44	90,816.66	665,175.76
Out of State	0.00	0.00	0.00	0.00	0.00	0.00	0.00	0.00	0.00
Casino Simulcasting Special Fun	0.00	0.00	0.00	0.00	0.00	0.00	0.00	0.00	0.00
Total Commissions	152,550.38	336,405.11	274,976.82	199,806.38	459,352.58	699,213.94	360,735.11	392,182.03	2,875,223.35
<b>Breakage</b>									
Total Amount Distributed	3,983.87	10,111.31	7,776.84	5,860.31	11,662.90	19,894.02	6,736.82	10,833.48	76,865.55
Total Amount Distributed	156,534.25	346,522.42	282,753.66	205,666.69	471,015.48	719,107.96	367,471.93	403,015.51	2,952,087.90
Amount Returned to Patron	605,719.75	1,343,242.58	1,086,950.34	805,609.31	1,822,072.52	2,788,150.04	1,418,448.07	1,532,789.49	11,402,982.10
<b>Total Pari-Mutuel Handle</b>	<b>\$762,254.00</b>	<b>\$1,689,765.00</b>	<b>\$1,369,704.00</b>	<b>\$1,011,276.00</b>	<b>\$2,788,150.04</b>	<b>\$3,507,258.00</b>	<b>\$1,785,920.00</b>	<b>\$1,935,800.50</b>	<b>\$14,355,070.00</b>

**ATTACHMENT 2D**

**Pari-Mutuel Takeout  
Atlantic City Casinos  
Out-of-State Simulcasting  
1/1/00 through 12/31/00**

	Showboat	Trump Taj Mahal	Resorts	Sands	Caesar's	Bally's Park Place	Trump Marina	Tropicana	Hub Total
<b>Racing Days</b>									
Casino Simulcasting Fund	\$21,694.23	\$64,613.28	\$57,898.28	\$42,342.27	\$83,753.73	\$137,297.83	\$66,777.06	\$81,378.05	\$555,754.73
Casino - Placement of Signal	131,747.43	392,597.55	351,196.20	257,127.06	510,016.02	833,934.42	422,930.01	496,723.32	3,369,272.01
A.C.R.A. Contingency Fund - Sta	0.00	0.00	0.00	0.00	0.00	0.00	0.00	0.00	0.00
Casino Share	363,296.72	1,070,121.07	965,705.80	716,143.96	1,411,074.50	2,301,507.39	1,103,969.20	1,365,374.90	9,297,193.54
<b>Special Trust - Harness</b>									
Sire Stakes	6,148.60	18,320.29	16,413.64	12,002.55	23,745.02	38,933.86	18,930.42	23,071.65	157,566.03
Track Purses	4,137.19	12,328.16	11,043.76	8,075.67	15,976.61	26,198.91	12,736.50	15,523.83	106,020.63
Breeder & Stallion Awards	559.46	1,666.13	1,492.55	1,091.49	2,159.16	3,541.35	1,721.41	2,098.27	14,329.82
<b>Special Trust - Thoroughbred</b>									
Thoroughbred	10,843.05	32,290.41	28,941.63	21,165.58	41,864.13	68,616.71	33,382.72	40,676.59	277,780.82
<b>Breeding &amp; Development</b>									
Harness	650.68	1,939.31	1,736.96	1,270.09	2,513.04	4,120.54	2,003.55	2,441.65	16,675.82
Thoroughbred	650.21	1,937.39	1,736.03	1,269.42	2,511.58	4,116.65	2,002.78	2,440.18	16,664.24
<b>Purse Allocation</b>									
In State	78.28	313.47	142.14	107.29	231.26	602.66	121.61	234.46	1,831.17
Out of State	46,255.04	430,426.67	388,732.83	288,543.95	568,380.09	926,542.40	444,156.37	549,813.10	3,742,850.45
<b>Track Share allocation</b>									
In State	78.28	313.47	142.14	107.29	231.26	602.66	121.61	234.46	1,831.17
Out of State	146,255.04	430,426.67	388,732.83	288,543.95	568,380.09	926,542.40	444,156.37	549,813.10	3,742,850.45
Casino Simulcasting Special Fund	47,617.32	140,137.84	126,564.44	93,943.93	185,053.02	301,664.14	144,609.05	179,009.12	1,218,598.86
Total Commissions	880,011.53	2,597,431.71	2,340,479.23	1,731,734.50	3,415,889.51	5,574,221.92	2,697,618.66	3,308,832.68	22,546,219.74
Breakage	23,112.25	72,043.99	68,251.45	44,325.60	82,785.13	150,317.44	45,541.91	83,489.42	569,867.19
Total Amount Distributed	903,123.78	2,669,475.70	2,408,730.68	1,776,060.10	3,498,674.64	5,724,539.36	2,743,160.57	3,392,322.10	23,116,086.93
Amount Returned to Patron	3,433,357.22	10,250,113.30	9,168,012.32	6,689,491.90	13,249,094.36	21,732,020.64	10,609,616.43	12,880,283.90	88,011,990.07
<b>Total Pari-Mutuel Handle</b>	<b>\$4336,481.00</b>	<b>\$12,919,589.00</b>	<b>\$11,576,743.00</b>	<b>\$8,465,552.00</b>	<b>\$16,747,769.00</b>	<b>\$27,456,560.00</b>	<b>\$13,352,777.00</b>	<b>\$16,272,606.00</b>	<b>\$111,128,077.00</b>

**ATTACHMENT 3A**

**State of New Jersey  
Department of Law & Public Safety  
New Jersey Racing Commission  
Revenue to State  
2000**

January 1, 2000 through December 31, 2000

<b>Racing Association / Source</b>	<b>Expired Outstanding Pari-Muteul Tickets</b>	<b>License Fees</b>	<b>Total State Revenue</b>
Atlantic City Racing Assoc.	\$9,394.54	\$12,905.00	\$22,299.54
Freehold Raceway	\$93,042.68	\$116,825.00	\$209,867.68
Garden State Park (H)	\$40,935.26	\$106,470.00	\$147,405.26
Meadowlands	\$398,597.53	\$242,335.00	\$640,932.53
Monmouth Park Jockey Club (H)	\$203,413.48	\$88,830.00	\$292,243.48
Trenton	--	183,335.00	\$183,335.49
<hr/>			
<b>Total State Revenues</b>	<b>\$745,383.49</b>	<b>\$750,700.00</b>	<b>\$1,496,083.49</b>
<hr/> <hr/>			

**ATTACHMENT 3B**

**CY 2000 License Revenue Received  
Harness**

*(figures thru 12/31/00)*

THOROUGHBRED TRACKS		ACRA		Freehold		Garden State		Meadowlands		Trenton		Monmouth		TOTAL		
cat #	Classification	Fee	Qty.	Total	Qty.	Total	Qty.	Total	Qty.	Total	Qty.	Total	Qty.	Total	Qty.	Total
1	OWNER	\$50		\$0	834	\$41,700	138	\$6,900	990	\$49,500	540	\$27,000	1	\$50	2,503	\$125,150
2	TRAINER	\$50		\$0	172	\$8,600	34	\$1,700	237	\$11,850	10	\$500	0	\$0	453	\$22,650
3	ASSISTANT TRAINER	\$50		\$0	0	\$0	0	\$0	0	\$0	0	\$0	0	\$0	0	\$0
4	DRIVER	\$50		\$0	99	\$4,950	15	\$750	114	\$5,700	9	\$450	0	\$0	237	\$11,850
5	DRIVER/TRAINER	\$50		\$0	251	\$12,550	17	\$850	221	\$11,050	23	\$1,150	0	\$0	512	\$25,600
6	JOCKEY	\$50		\$0	0	\$0	0	\$0	0	\$0	0	\$0	0	\$0	0	\$0
7	JOCKEY APPRENTICE	\$30		\$0	0	\$0	0	\$0	0	\$0	0	\$0	0	\$0	0	\$0
8	JOCKEY AGENT	\$50		\$0	0	\$0	0	\$0	0	\$0	0	\$0	0	\$0	0	\$0
9	STABLE EMPLOYEE	\$5		\$5	587	\$2,935	64	\$320	562	\$2,810	0	\$0	0	\$0	1,213	\$6,065
10	C.I.D.	\$10		\$0	144	\$1,440	8	\$80	1,446	\$14,460	1,389	\$13,890	0	\$0	2,987	\$29,870
11	C.I.D. - VENDORS	\$10		\$0	105	\$1,050	4	\$40	768	\$7,680	286	\$2,860	0	\$0	1,163	\$11,630
12	PARI-MUTUEL EMPLOYEE	\$25		\$0	93	\$2,325	0	\$0	496	\$12,400	526	\$13,150	0	\$0	1,115	\$27,875
13	VETERINARIAN	\$50		\$0	28	\$1,400	0	\$0	12	\$600	0	\$0	0	\$0	40	\$2,000
14	VALET	\$20		\$0	0	\$0	0	\$0	0	\$0	0	\$0	0	\$0	0	\$0
15	PLATER	\$20		\$0	4	\$80	0	\$0	4	\$80	0	\$0	0	\$0	8	\$160
16	VENDOR	\$50		\$0	18	\$900	0	\$0	21	\$1,050	0	\$0	0	\$0	39	\$1,950
17	STABLE NAME	\$50		\$0	87	\$4,350	15	\$750	197	\$9,850	86	\$4,300	0	\$0	385	\$19,250
18	MULTIPLE OWNERSHIP	\$50		\$0	150	\$7,500	53	\$2,650	333	\$16,650	66	\$3,300	0	\$0	602	\$30,100
19	CORPORATE STABLE NAME	\$50		\$0	19	\$950	5	\$250	77	\$3,850	44	\$2,200	0	\$0	145	\$7,250
20	AUTHORIZED AGENT	\$50		\$0	0	\$0	0	\$0	4	\$200	0	\$0	0	\$0	4	\$200
21	OFF-TRACK STABLES	\$50		\$0	0	\$0	0	\$0	0	\$0	32	\$1,600	0	\$0	32	\$1,600
23	VETERINARIAN - N.J.R.C.	\$0		\$0	1	\$0	1	\$0	6	\$0	0	\$0	0	\$0	8	\$0
25	C.I.D. - N.J.R.C.	\$0		\$0	24	\$0	5	\$0	44	\$0	0	\$0	0	\$0	73	\$0
26	OFF-TRACK PROPRIETORS	\$0		\$0	0	\$0	0	\$0	0	\$0	0	\$0	0	\$0	0	\$0
27	OFFICIAL - N.J.R.C.	\$0		\$0	5	\$0	0	\$0	2	\$0	0	\$0	0	\$0	7	\$0
28	PARTNERSHIPS	\$0		\$0	10	\$0	6	\$0	18	\$0	27	\$0	0	\$0	61	\$0
31	OWNER - 3 YEAR	\$150		\$0	127	\$19,050	19	\$2,850	414	\$62,100	236	\$35,400	2	\$300	798	\$119,700
<b>All Licenses wo/dups Issued in CY 2000</b>			<b>0</b>	<b>\$0</b>	<b>2,758</b>	<b>\$109,780</b>	<b>384</b>	<b>\$17,140</b>	<b>5,966</b>	<b>\$209,830</b>	<b>3,274</b>	<b>\$105,800</b>	<b>3</b>	<b>\$350</b>	<b>12,385</b>	<b>\$442,900</b>
DUP Duplicate License Fees		\$5		\$0	8	\$40	1	\$5	47	\$235		\$0		\$0	56	\$280
<b>Total Licenses w/dups Issued in CY 2000</b>				<b>\$0</b>	<b>\$109,820</b>		<b>\$17,145</b>		<b>\$210,065</b>		<b>\$105,800</b>		<b>\$350</b>		<b>\$443,180</b>	

ATTACHMENT 3C

CY 2000 License Revenue Received Thoroughbred

HARNESST TRACKS		ACHI		Freehold		Garden State		Meadowlands		Trenton		Monmouth		TOTAL		
cat #	Classification	Fee	Qty.	Total	Qty.	Total	Qty.	Total	Qty.	Total	Qty.	Total	Qty.	Total	Qty.	Total
1	OWNER	\$50	125	\$6,250	15	\$750	593	\$29,650	282	\$14,100	348	\$17,400	466	\$23,300	1,829	\$91,450
2	TRAINER	\$50	72	\$3,600	7	\$350	374	\$18,700	76	\$3,800	22	\$1,100	212	\$10,600	763	\$38,150
3	ASSISTANT TRAINER	\$50	0	\$0	1	\$50	42	\$2,100	13	\$650	0	\$0	62	\$3,100	118	\$5,900
4	DRIVER	\$50	0	\$0	0	\$0	0	\$0	0	\$0	0	\$0	0	\$0	0	\$0
5	DRIVER/TRAINER	\$50	0	\$0	0	\$0	0	\$0	0	\$0	0	\$0	0	\$0	0	\$0
6	JOCKEY	\$50	23	\$1,150	0	\$0	91	\$4,550	29	\$1,450	0	\$0	53	\$2,650	196	\$9,800
7	JOCKEY APPRENTICE	\$30	0	\$0	0	\$0	12	\$360	7	\$210	0	\$0	3	\$90	22	\$660
8	JOCKEY AGENT	\$50	0	\$0	0	\$0	10	\$500	0	\$0	0	\$0	10	\$500	20	\$1,000
9	STABLE EMPLOYEE	\$5	0	\$0	2	\$10	373	\$1,865	48	\$240	0	\$0	702	\$3,510	1,125	\$5,625
10	C.I.D.	\$10	8	\$80	153	\$1,530	171	\$1,710	91	\$910	676	\$6,760	474	\$4,740	1,573	\$15,730
11	C.I.D. - VENDORS	\$10	0	\$0	14	\$140	92	\$920	38	\$380	5	\$50	324	\$3,240	473	\$4,730
12	PARI-MUTUEL EMPLOYEE	\$25	3	\$75	123	\$3,075	51	\$1,275	0	\$0	255	\$6,375	185	\$4,625	617	\$15,425
13	VETERINARIAN	\$50	0	\$0	0	\$0	15	\$750	0	\$0	0	\$0	6	\$300	21	\$1,050
14	VALET	\$20	0	\$0	0	\$0	11	\$220	0	\$0	0	\$0	0	\$0	11	\$220
15	PLATER	\$20	0	\$0	0	\$0	13	\$260	1	\$20	0	\$0	7	\$140	21	\$420
16	VENDOR	\$50	0	\$0	0	\$0	28	\$1,400	1	\$50	0	\$0	17	\$850	46	\$2,300
17	STABLE NAME	\$50	21	\$1,050	4	\$200	145	\$7,250	84	\$4,200	84	\$4,200	163	\$8,150	501	\$25,050
18	MULTIPLE OWNERSHIP	\$50	1	\$50	0	\$0	6	\$300	8	\$400	4	\$200	27	\$1,350	46	\$2,300
19	CORPORATE STABLE NAME	\$50	4	\$200	0	\$0	24	\$1,200	7	\$350	42	\$2,100	19	\$950	96	\$4,800
20	AUTHORIZED AGENT	\$50	0	\$0	0	\$0	5	\$250	3	\$150	0	\$0	15	\$750	23	\$1,150
21	OFF-TRACK STABLES	\$50	0	\$0	0	\$0	0	\$0	0	\$0	34	\$1,700	0	\$0	34	\$1,700
23	VETERINARIAN - N.J.R.C.	\$0	0	\$0	0	\$0	3	\$0	0	\$0	0	\$0	0	\$0	3	\$0
25	C.I.D. - N.J.R.C.	\$0	1	\$0	1	\$0	9	\$0	11	\$0	2	\$0	9	\$0	33	\$0
26	OFF-TRACK PROPRIETORS	\$0	0	\$0	0	\$0	0	\$0	0	\$0	2	\$0	0	\$0	2	\$0
27	OFFICIAL - N.J.R.C.	\$0	0	\$0	0	\$0	3	\$0	2	\$0	0	\$0	1	\$0	6	\$0
28	PARTNERSHIP	\$0	7	\$0	0	\$0	55	\$0	3	\$0	23	\$0	17	\$0	105	\$0
31	OWNER - 3 YEAR	\$150	3	\$450	6	\$900	107	\$16,050	35	\$5,250	251	\$37,650	130	\$19,500	532	\$79,800
<b>All Licenses wo/dups Issued in CY 2000</b>			<b>268</b>	<b>\$12,905</b>	<b>326</b>	<b>\$7,005</b>	<b>2,233</b>	<b>\$89,310</b>	<b>739</b>	<b>\$32,160</b>	<b>1,748</b>	<b>\$77,535</b>	<b>2,902</b>	<b>\$88,345</b>	<b>8,216</b>	<b>\$307,520</b>
DUP Duplicate License Fees		\$5	\$0		\$0		3	\$15	22	\$110	\$0		27	\$135	52	\$260
<b>Total Licenses w/dups Issued in CY 2000</b>			<b>\$12,905</b>		<b>\$7,005</b>		<b>\$89,325</b>		<b>\$32,270</b>		<b>\$77,535</b>		<b>\$88,480</b>		<b>\$307,520</b>	

**ATTACHMENT 3D**

**CY 2000 License Revenue Received  
Harness and Thoroughbred Combined**

HARNESS TRACKS		ACHI		Freehold		Garden State		Meadowlands		Trenton		Monmouth		TOTAL			
cat #	Classification	Fee	Qty.	Total	Qty.	Total	Qty.	Total	Qty.	Total	Qty.	Total	Qty.	Total			
1	OWNER	\$50	125	\$6,250	849	\$42,450	731	\$36,550	1,272	\$63,300	888	\$44,400	467	\$23,350	4,332	\$216,660	
2	TRAINER	\$50	72	\$3,600	179	\$8,950	408	\$20,400	313	\$15,650	32	\$1,600	212	\$10,600	1,216	\$60,800	
3	ASSISTANT TRAINER	\$50	0	\$0	1	\$50	42	\$2,100	13	\$650	0	\$0	62	\$3,100	118	\$5,900	
4	DRIVER	\$50	0	\$0	99	\$4,950	15	\$750	114	\$5,700	9	\$450	0	\$0	237	\$11,850	
5	DRIVER/TRAINER	\$50	0	\$0	251	\$12,550	17	\$850	221	\$11,050	23	\$1,150	0	\$0	512	\$25,600	
6	JOCKEY	\$50	23	\$1,150	0	\$0	91	\$4,550	29	\$1,450	0	\$0	53	\$2,650	196	\$9,800	
7	JOCKEY APPRENTICE	\$30	0	\$0	0	\$0	12	\$360	7	\$210	0	\$0	3	\$90	22	\$660	
8	JOCKEY AGENT	\$50	0	\$0	0	\$0	10	\$500	0	\$0	0	\$0	10	\$500	20	\$1,000	
9	STABLE EMPLOYEE	\$5	0	\$0	589	\$2,945	437	\$2,185	610	\$3,050	0	\$0	702	\$3,510	2,338	\$11,690	
10	C.I.D.	\$10	8	\$80	297	\$2,970	179	\$1,790	1,537	\$15,370	2,065	\$20,650	474	\$4,740	4,560	\$45,600	
11	C.I.D. - VENDORS	\$10	0	\$0	119	\$1,190	96	\$960	806	\$8,060	291	\$2,910	324	\$3,240	1,636	\$16,360	
12	PARI-MUTUEL EMPLOYEE	\$25	3	\$75	216	\$5,400	51	\$1,275	496	\$12,400	781	\$19,525	185	\$4,625	1,732	\$43,300	
13	VETERINARIAN	\$50	0	\$0	28	\$1,400	15	\$750	12	\$600	0	\$0	6	\$300	61	\$3,050	
14	VALET	\$20	0	\$0	0	\$0	11	\$220	0	\$0	0	\$0	0	\$0	11	\$220	
15	PLATER	\$20	0	\$0	4	\$80	13	\$260	5	\$100	0	\$0	7	\$140	29	\$580	
16	VENDOR	\$50	0	\$0	18	\$900	28	\$1,400	22	\$1,100	0	\$0	17	\$850	85	\$4,250	
17	STABLE NAME	\$50	21	\$1,050	91	\$4,550	160	\$8,000	281	\$14,050	170	\$8,500	163	\$8,150	886	\$44,300	
18	MULTIPLE OWNERSHIP	\$50	1	\$50	150	\$7,500	59	\$2,950	341	\$17,050	70	\$3,500	27	\$1,350	648	\$32,400	
19	CORPORATE STABLE NAME	\$50	4	\$200	19	\$950	29	\$1,450	84	\$4,200	86	\$4,300	19	\$950	241	\$12,050	
20	AUTHORIZED AGENT	\$50	0	\$0	0	\$0	5	\$250	7	\$350	0	\$0	15	\$750	27	\$1,350	
21	OFF-TRACK STABLES	\$50	0	\$0	0	\$0	0	\$0	0	\$0	66	\$3,300	0	\$0	66	\$3,300	
23	VETERINARIAN - N.J.R.C.	\$0	0	\$0	1	\$0	4	\$0	6	\$0	0	\$0	0	\$0	11	\$0	
25	C.I.D. - N.J.R.C.	\$0	1	\$0	25	\$0	14	\$0	55	\$0	2	\$0	9	\$0	106	\$0	
26	OFF-TRACK PROPRIETORS	\$0	0	\$0	0	\$0	0	\$0	0	\$0	2	\$0	0	\$0	2	\$0	
27	OFFICIAL - N.J.R.C.	\$0	0	\$0	5	\$0	3	\$0	4	\$0	0	\$0	1	\$0	13	\$0	
28	PARTNERSHIP	\$0	7	\$0	10	\$0	61	\$0	21	\$0	50	\$0	17	\$0	166	\$0	
31	OWNER - 3 YEAR	\$150	3	\$450	133	\$19,950	126	\$18,900	449	\$67,350	487	\$73,050	132	\$19,800	1,330	\$199,500	
<b>All Licenses wo/dups Issued in CY 2000</b>			<b>268</b>	<b>\$12,905</b>	<b>3,084</b>	<b>\$116,785</b>	<b>2,617</b>	<b>\$106,450</b>	<b>6,705</b>	<b>\$241,990</b>	<b>5,022</b>	<b>\$183,335</b>	<b>2,905</b>	<b>\$88,695</b>	<b>20,601</b>	<b>\$750,160</b>	
DUP Duplicate License Fees			\$5	0	\$0	8	\$40	4	\$20	69	\$345	0	\$0	27	\$135	108	540
<b>Total Licenses w/dups Issued in CY 2000</b>				<b>\$12,905</b>		<b>\$116,825</b>		<b>\$106,470</b>		<b>\$242,335</b>		<b>\$183,335</b>		<b>\$88,830</b>		<b>\$750,700</b>	

## ATTACHMENT 3E

## ACTUAL EXPIRED OUT PER TOTE

	Date Ticket Purchased	Total	In state MDLS-H	In state MDLS-T	In state GSP-H	In state GSP-T	In state FRA/ACHI	In state MP	In state ACRA	VCHERS	Out of State	AMOUNT ENTERED INTO NCFS		
												NJRC 4929 21	NJRC 4929 22 S BRED	TBA 4071 22 T BRED
ACRA	7/2/99-6/30/00	84,051.15	0.00	0.00	0.00	0.00	0.00	0.00	15,051.00	3,737.25	65,262.15	0.00	9,394.54	9,394.46
FRA	7/1/99-6/30/00	543,973.00	0.00	0.00	0.00	0.00	161,687.25	0.00	0.00	24,397.65	357,888.10	83,657.64	9,385.04	7,025.01
GSP	7/1/99-6/30/00	299,892.24	0.00	0.00	42,025.90	26,797.30	0.00	0.00	0.00	13,047.24	218,021.80	24,141.35	16,793.91	16,515.38
MDLS	6/27/99-6/28/00	1,907,782.60	464,756.65	92,995.75	36,249.05	28,047.85	9,563.30	83,958.45	0.00	81,623.85	1,110,587.70	288,679.33	109,918.20	287,559.29
MP	7/1/99-6/28/00	891,582.56	0.00	0.00	0.00	0.00	0.00	378,617.05	0.00	28,209.85	484,755.66	0.00	203,413.48	327,106.02
<b>TOTAL</b>		<b>3,727,281.55</b>	<b>464,756.65</b>	<b>92,995.75</b>	<b>78,274.95</b>	<b>54,845.15</b>	<b>171,250.55</b>	<b>462,575.50</b>	<b>15,051.75</b>	<b>151,015.84</b>	<b>2,236,515.41</b>	<b>396,478.32</b>	<b>348,905.17</b>	<b>647,600.16</b>

Total In State 1,339,750.30

Total Vouchers 151,015.84

Grand Total 1,490,766.14



# **NJ**

## **Racetracks**

### **Year 2000**

