



NEW JERSEY RACING COMMISSION

SIXTY-SECOND ANNUAL REPORT

FOR THE YEAR ENDING DECEMBER 31, 2001

Donald T. DiFrancesco
Acting Governor

John J. Farmer, Jr.
Attorney General

Noel Love Gross
Chairman

Samuel M. Cannella • Lawrence R. Codey • Peter J. Cofrancesco, Jr.
Ronald S. Dancer • Edward R. McGlynn • Daniel A. Monaco
Basil J. Plasteras • John J. Tucker
Commissioners

Francesco Zanzuccki
Executive Director



State of New Jersey
DEPARTMENT OF LAW AND PUBLIC SAFETY
DIVISION OF NEW JERSEY RACING COMMISSION

DONALD T. DiFRANCESCO
Acting Governor

P.O. Box 088
TRENTON, NJ 08625-0088

JOHN J. FARMER, JR.
Attorney General

NOEL LOVE GROSS
Chairman

SAMUEL M. CANNELLA
LAWRENCE R. CODEY
PETER J. COFRANCESCO, JR.
RONALD S. DANCER
EDWARD R. MCGLYNN
DANIEL A. MONACO
BASIL J. PLASTERAS
JOHN J. TUCKER
Commissioners

FRANCESCO ZANZUCCI
Executive Director

The Honorable Donald T. DiFrancesco
Acting Governor of the State of New Jersey
State House
Trenton, New Jersey 08625

Dear Acting Governor DiFrancesco:

Pursuant to the provisions of Chapter 17 of the Laws of 1940, as amended and supplemented, the Division of the New Jersey Racing Commission presents herewith its Sixty-Second Annual Report, covering the period from January 1, 2001 to December 31, 2001.

Respectfully yours,

Noel Love Gross, Chairman
Samuel M. Cannella, Commissioner
Lawrence R. Codey, Commissioner
Peter J. Cofrancesco, Jr., Commissioner
Ronald S. Dancer, Commissioner
Edward R. McGlynn, Commissioner
Daniel A. Monaco, Commissioner
Basil J. Plasteras, Commissioner
John J. Tucker, Commissioner

c: Frank Zanzuccki, Executive Director



DONALD T. DiFRANCESCO
Acting Governor



JOHN J. FARMER, Jr.
Attorney General

RACING COMMISSIONERS



Noel Love Gross
Chairman



Samuel M. Cannella
Commissioner



Lawrence R. Codey
Commissioner




Peter J. Cofrancesco, Jr.
Commissioner



Ronald S. Dancer
Commissioner



Edward R. McGlynn
Commissioner



Daniel A. Monaco
Commissioner



Basil J. Plasteras
Commissioner



John J. Tucker
Commissioner



Francesco Zanzuccki
Executive Director

General Overview

The state of New Jersey completed its sixty-second season of thoroughbred and standardbred racing in 2001.

The New Jersey Racing Commission (“Commission”), as the regulatory agency responsible for overseeing the sport of standardbred and thoroughbred racing in this state, annually awards racing dates to entities to whom it has issued a permit to engage in such activities. At its race dates meeting held in November 2000, the Commission allocated a total of 546 racing programs for 2001. Thoroughbred racing dates totaled 146 and standardbred racing dates totaled 400. Garden State Park was sold on December 29, 2000 to Realen Properties, who took over ownership on May 30, 2001. Realen Properties plans for the property did not include the continuation of racing thus the entire scheduled 55 Garden State Park standardbred dates were cancelled. In June 2001, the Commission amended its 2001 racing dates when 17 of the 55 Garden State Park canceled dates were allocated for a fall harness meet at Meadowlands Racetrack. Thus, total allocated dates for racing for 2001 were 508. As a result of dates lost to the closing of Garden State Park, inclement weather and the terrorist attacks in New York City, the actual number of dates raced in 2001 was 497.

At its November 20, 2001 annual race dates meeting, the Commission allocated a total of 342 harness racing dates for 2002. A 151 day meet at the Meadowlands Racetrack and 191 days for Freehold Racetrack. Ten thoroughbred racing dates were allocated to Atlantic City Racecourse. The Commission rejected the partial thoroughbred racing date request of the New Jersey Sports and Exposition Authority and encouraged the permit holder and the Thoroughbred Horsemen’s Association to come to terms on a thoroughbred racing schedule for consideration at the December 20, 2001 Commission meeting.

At its December 20, 2001 meeting, the Commission allocated 141 thoroughbred dates to the New Jersey Sports and Exposition Authority. The total number of allocated thoroughbred dates for 2002 of 151 dates reflects an increase of five allotted racing dates from the previous year. The 342 standardbred race dates reflects a decrease of 58 race dates compared to those allocated for 2001. The total number of allocated racing dates for calendar year 2002 is 493.

The Commission announced that Atlantic City Race Course has been sold to Greenwood ACRA, Inc. The new owners are a subsidiary of Greenwood, Inc. who own and operate Philadelphia Park Racetrack in Pennsylvania and also hold an interest in Freehold Raceway. Greenwood ACRA, Inc. represent their future participation in live racing at Atlantic City Race Course beyond the year 2002 is doubtful.

In calendar year 2001, acting Governor Donald T. DiFrancesco signed two pieces of legislation designed to enhance the entire horse racing industry in the state of New Jersey. The initial piece of legislation signed into law in early 2001 provided grants in aid to the horse racing industry totaling 18 million dollars. The thoroughbred industry received \$11,700,000 and the standardbred industry received \$6,300,000. Of the \$11,700,000 earmarked for the thoroughbred industry, the Thoroughbred Horsemen’s Association received \$340,000 to be disbursed for programs to aid horsemen. The remaining \$11,360,000 was used solely to supplement purses at Monmouth Park and the Meadowlands Racetrack. Of the \$6,300,000 to be distributed to benefit standardbred horsemen, the New Jersey Standardbred Breeders’ and Owners’ Association received \$202,000 to be used for programs designed to aid horsemen. All remaining money was used to supplement standardbred purses at Freehold Raceway and the Meadowlands. The legislation also earmarked the interest earned on the funds to be utilized for incentive award programs in both breeds.

On August 5, 2001 acting Governor DiFrancesco signed landmark racing legislation known as the Off-Track and Account Wagering Act. The Act provides for the licensing of the Sports and Exposition Authority to conduct account wagering and establish off-track wagering sites with certain identified participants. The Act grants the Racing Commission regulatory authority over account and off-track betting and establishes conditions which must be met before the Commission can issue account and off-track wagering licenses.

The Act also requires that Monmouth Park and the Meadowlands Racetrack schedule an aggregate minimum of 141 live thoroughbred racing dates in 2002, 2003 and 2004. The 141 aggregate minimum dates are also required in subsequent years, however, upon a permit holder’s application, a lesser number (no less than 120 dates) can be scheduled if the Commission determines that racing industry interests such as handle, number of starters, interstate competition, export marketability are better served by racing less than 141 dates per year. The Act further requires the Meadowlands and Freehold to schedule a minimum of 151 and 192 harness dates, respectively.

Wagering at New Jersey racetracks on New Jersey racing, which includes live as well as simulcasting¹ and common pool² wagering events, totaled \$336,221,246 for the 2001 racing year. Wagering in New Jersey racetracks on races imported from other jurisdictions totaled \$727,089,926. Thus, the total wagering in New Jersey was \$1,063,311,172, reflecting a decrease of 15.9 percent from the 2000 wagering totals. Attendance during live racing totaled 2,184,449 representing a 11.5 percent decrease from 2000.

Wagering on simulcast horse racing occurred at eight New Jersey casinos amounting to \$121,018,471 in 2001. Approximately 12.6 percent (\$14,389,169) of this amount was wagered on races originating from one of the five New Jersey racetracks conducting live racing. The remaining 87.4 percent (\$106,629,302) was wagered on signals received from out-of-state racing facilities.

Allocations from the Casino Simulcasting Special Fund accumulated in the calendar year were made in 2001 pursuant to N.J.S.A. 5:12-205d and totaled \$2,087,087.20. The Fund administered and distributed by the Commission, was statutorily created to financially assist racetracks and horsemen organizations following the 1992 introduction of casino simulcasting in this state. The 2001 accumulated moneys were distributed as follows:

- \$132,500.00 to the Thoroughbred Breeders' Association
- \$142,500.00 to the Thoroughbred Horsemen's Benevolent Association
- \$200,000.00 to the Atlantic City Race Course
- \$275,000.00 to the Standardbred Breeders' & Owners' Association
- \$412,362.40 to Freehold Raceway
- \$412,362.40 to Monmouth Park
- \$412,362.40 to the Meadowlands Racetrack
- \$100,000.00 to Garden State Park

The Racing Commission, during calendar year 2001 and in accordance with law, has continued to cause certain funds derived from casino simulcasting to be deposited into the Casino Simulcasting Special Fund. The Commission shall cause these funds to be distributed to the eligible racing industry groups, in accordance with the governing statutory criteria, during calendar year 2002.

During the sixty-two seasons of racing conducted in New Jersey, the state has received hundreds of millions of dollars in revenue from the racing industry. However, in 1994 legislation resulted in most of the revenues from pari-mutuel handle, which previously accrued to the state, being returned to the racing industry (to horsemen and race-tracks) to enhance its continued viability. The 1994 legislative action has had a positive impact on the state's racing industry, as well as the ancillary business which depend upon racing for their viability.

The attachments to this annual report provide a detailed analysis of the monies wagered on and derived from wagering at the five New Jersey racetracks and eight Atlantic City casino simulcast facilities operational in 2001. Attachments 1A and 1B provide wagering and attendance information for each racetrack. The information in attachments 1C through 1L provide information comparing the last five years of wagering handles (interstate and intrastate simulcasting) at each racetrack, as well as racetrack attendance figures for those same years. Attachment 1M shows the various out-of-state racing venues that are available to be wagered on by New Jersey racetrack patrons, as well as the amounts wagered on those respective races at New Jersey racetracks. Attachment 1N details the distribution of racing-related commissions including charity days, while Attachment 1O sets forth a more detailed accounting of the Commission or dollars generated on the charity days. Attachments 2A through 2D set forth information on wagering activity at the Atlantic City casino simulcast facilities. The final addendum to this annual report, specifically Attachments 3A through 3E, provide a detailed accounting of revenue generated for the state of New Jersey through license revenues and expired pari-mutuel tickets.

¹ "Simulcasting" means a standardbred or thoroughbred horse race conducted at a racetrack ("host track") which is simultaneously transmitted by picture to one or more racetracks ("guest track") or outlets other than the host track.

² "Common Pool Wagering" means the combining of the dollars wagered at the host track of a simulcast race, with the dollars wagered at one or more guest tracks or outlets receiving the simulcast horse race, to form a combined pari-mutuel pool for the purpose of determining the odds of each horse race competing in the live race at the host track, and the payoffs for winning horses on wagers placed at the host track, guest track(s), and outlets.

Racing Commission

The New Jersey Racing Commission is charged with regulating horse racing and pari-mutuel wagering in New Jersey. It collects and distributes industry-related revenues pursuant to law, supervises pari-mutuel operations at all the tracks and the Atlantic City Casino Hub, grants permits to conduct the running of thoroughbred and harness race meetings, approves in-state simulcasting, out-of-state commingled simulcasting and casino simulcasting to pari-mutuel wagering facilities in New Jersey. As noted above, the Commission also allots annual race dates to existing permit holders. It licenses, fingerprints, photographs and screens all personnel working for or connected with track operations, including management, horsemen, owners and prospective stockholders. It oversees the actual conduct of races, supervises the extraction of fluid and blood specimens from horses for chemical analysis and conducts investigations and hearings into matters potentially affecting the integrity of the sport.

By statute, the composition of the Racing Commission includes nine individuals who are appointed by the Governor, with the advice and consent of the Senate. The Commission is sad to report that Commissioner Peter J Cofrancesco, Jr. died suddenly, at home, on Thursday August 23, 2001. In January, 2001, Noel Love Gross was elected Chairman of the Commission for the eighth consecutive year. Samuel M. Cannella, Lawrence R. Codey, Ronald S. Dancer, Edward R. McGlynn, Daniel A. Monaco, Basil J. Plasteras and John J. Tucker, serve in the capacity of Commissioners.

The day-to-day operation of the Racing Commission is the responsibility of an Executive Director and his staff. In the past decade, the Commission reduced its staffing level to the extent consistent with its ability to perform its statutory duties. The Commission continues its high level of service to the racing industry mainly due to the continuation of a cross-training program for employees and the streamlining of employee functions in several areas, including utilization of an on-call per diem staff.

The Commission no longer operates with a state budget appropriation. It receives budgetary language allocating receipts from licensing fees and in-state uncashed pari-mutuel tickets which total \$1,355,896.60 in FY2001. In FY 2001, the Commission received supplemental funding from the Department of Law and Public Safety in the amount of \$250,000. The receipts and supplemental funding support overall management, administration and licensing operations.

The other operational units of the Commission are funded through direct fiscal assessments to the racing associations and horsemen's groups. In FY 2001, \$5,776,013 was assessed to these organizations to fund the cost of equine and human drug testing programs (\$2,875,025), an investigative unit (\$494,257) supervision of mutuel functions (\$535,130), race officials (\$1,080,155) and veterinary services (\$791,447). The Commission's overall operating budget in FY 2001 was \$8,118,395.00.

As a result of a favorable referendum vote by the New Jersey citizenry on November 3, 1998, the legislative branch of government now has the ability to enact laws regarding gambling on horse racing without, as previously required by the New Jersey Constitution, submitting the proposed legislation to voters at a special or general election. This ability should enhance racing in New Jersey as it allows for the timely passage of laws necessary to allow New Jersey to effectively compete with other jurisdictions in the ever-changing racing industry.

Members of the Commission and its staff are active in the premier international racing association known as the Association of Racing Commissioners International ("ARCI"). Commissioners, Basil J. Plasteras and John J. Tucker are members of the ARCI Board of Directors. Commissioner Plasteras is also an officer and is currently serving as First Vice President of this association and is slated to become Chairman in 2003.

Standardbred and thoroughbred racing was conducted at five racetracks in New Jersey. They are: Atlantic City Race Course (thoroughbred only); Freehold Raceway (standardbred only); Monmouth Park (thoroughbred only); Garden State Park (thoroughbred only); Meadowlands Racetrack (thoroughbred and standardbred). A number of races of national interest are conducted throughout the year, including the Hambletonian held at the Meadowlands Racetrack and the Haskell Invitational at Monmouth Park.

The Meadowlands is recognized as the most prestigious standardbred racing facility in the nation if not the world, and Monmouth Park's seasonal meet ranks as one of the top ten venues for quality thoroughbred racing in North America.

Commission's Internal Review

The Commission maintains its own internal audit staff which conducts audits on various racing-related programs. The unit has also proved to be a valuable asset when conducting financial reviews on New Jersey's racetracks, audits on horsemen's organizations that expend funds derived by statute and other Racing Commission administered funds.

The Racing Commission employs an in-house investigative unit which is responsible for assisting in maintaining the integrity of the sport. The group conducts inquiries on potential licensees, administers license checks or sweeps at racetracks, investigates race horse abuse complaints, inspects licensed off-track farms where race horses are situated, provides testimony in litigated matters, and assists other law enforcement authorities and the track security units in conducting their duties.

The Racing Commission appoints Racing Officials to represent the Commission at the various tracks. In addition to issuing fines for rule infractions, the Stewards and Judges monitor every horse race run in New Jersey, rule on matters affecting the integrity of racing and licensing matters (such as falsifications of applications), by aggressively pursuing all violations of its rules and regulations. New Jersey is considered one of the most closely monitored and regulated horse racing states in the nation.

The Commission also engages engineers and fire inspectors to conduct safety tests at all the licensed facilities prior to the opening of each race meet.

The task force formed in 2000 by the Commission to address problems facing the integrity of standardbred racing concluded their mission and filed its recommendations to the Commission. The Commission then directed its staff to draft proposed regulations to implement the following recommendations:

1. In the event the Appellate Court Decision in the matter of Campbell v. NJRC, is not overturned, regulations should be adopted requiring all horses to be placed in detention barns prior to competing in all standardbred races for a period of time to be determined by the Commission.
2. Establish significant mandatory minimum penalties to be imposed against trainers and other responsible parties for all Class I and Class II drug positives as defined by the Association of Racing Commissioners International.
3. Declare all horses that test positive for illegal substances ineligible to compete for a set period of time to be determined by the Commission.
4. Amend existing off-track stabling regulations requiring all farms that stable race horses to obtain a license issued by the NJRC. This would include privately owned facilities that do not rent or lease stalls, turn out farms, etc., and to establish a dialogue with neighboring jurisdictions to encourage development of reciprocal regulations.
5. Ban the use and possession of erythropoietin (EPO) by all licensees including veterinarians. Violations of this regulation should result in revocation of license and maximum fine.
6. Establish specific criteria in determining reversals of form or inconsistent performances. In addition to establishing the criteria, mandatory penalties should be established and issued against driver, trainer, and all others involved. Penalties should include fine suspension and pre-race detention.
7. Revocation of license should be imposed on all individuals engaging in the use of "fronts."
8. Expand and promote the use of the NJRC hot-line to include the reporting of all violations in addition to allegations of race horse abuse.
9. Seek to amend existing law to increase the maximum monetary penalty from \$5,000 by the Commission and \$5,000 by the Stewards and Judges.

10. Continue to work with the Department of Law & Public Safety to explore and implement procedures to expedite the hearing process.
11. Continue to maintain as a priority a state-of-the-art laboratory testing facility and encourage the on-going development of new methodologies in drug detection.
12. Continue to encourage cooperation of all horsemen to do everything necessary to rid the sport of unscrupulous individuals who engage in illegal practices which undermine integrity and promote negative perceptions of standardbred racing.

Organizational Funding

NEW JERSEY BREEDERS

The New Jersey Racing Commission pursuant to Chapter 19, P.L. 1986, administers the Breeders Award Program, developed for the purpose of improving and promoting breeding of thoroughbred horses in New Jersey. A percentage of the pari-mutuel betting handle and 50 percent of the unclaimed or expired winning tickets is used to support this program, which is also supplemented by contributions from the two New Jersey Sports and Exposition Authority tracks, namely Monmouth Park and the Meadowlands Racetrack. Additionally, as noted above, the Commission in 2001 awarded monies from the Casino Simulcasting Special Fund to the Thoroughbred Breeders' Association, which under the Commission's oversight utilizes these funds to further enhance breeder related initiatives.

NEW JERSEY SIRE STAKES

The New Jersey Sire Stakes Program was established in 1971 to encourage and promote the breeding of standardbred horses while protecting and preserving New Jersey farmland. With the program offering races that carry lucrative purses for standardbreds sired by registered New Jersey stallions, it creates an incentive for stallion owners to locate their stallions and farms in New Jersey. As a result, the program has been instrumental in maintaining approximately 100,000 acres of scenic open space throughout the state.

From its start in the early 1970's, the New Jersey Sire Stakes Program has grown in value to over \$10 million, while becoming one of the top sire stakes programs in North America. Administered by the New Jersey Department of Agriculture, the Program is funded from a fractional percentage of the pari-mutuel handle at the state's commercial harness tracks in addition to the nominating and sustaining payments made by the horse owners who wish to keep their horses eligible to the Program.

The New Jersey Sire Stakes Program provides eleven races a year for horses in each class, which include two and three-year old colts and fillies for both trotters and pacers. The Program also administers the Lou Babic Pace, which is restricted to two-year-old pacers and carries an estimated purse of \$200,000. Other New Jersey restricted races include: the New Jersey Futurities, the New Jersey Pacing Classic, the Miss New Jersey, the Dancer and Smith Trots as well as overnight events that carry an additional 25 percent purse stipend for New Jersey restricted standardbreds. Total purse money for New Jersey restricted events amounted to more than \$10 million in 2001.

To be eligible to the New Jersey Sire Stakes Program, an owner must purchase or breed a foal sired by a registered New Jersey stallion. That stallion must have been registered with the Standardbred Breeders' and Owners' Association of New Jersey and must conform to the rules of the New Jersey Sire Stakes Program.

BACKSTRETCH IMPROVEMENT FUND

The Commission administers what is known as the Backstretch Improvement Fund. The Commission reviews and approves expenditures from this Fund, which are designed to assist racetrack backstretch workers. To this end, the Commission receives recommendations from a Backstretch Advisory Committee, which consists of various

industry representatives and salaried workers including qualified drug and alcohol counselors. This program is recognized nationally as one of the most comprehensive and forward-thinking programs offered. In 2001, the Commission continued to respond to requests from other jurisdictions who wish to use the New Jersey program as a model for their own initiatives in this area. This program is funded from three sources as follows: one statutorily designated charity day at each race meet, totaling \$28,848.83 from certain racing-related proceeds; a portion of the pari-mutuel commission, totaling \$88,476.00; and receipts from fines levied by the Commission on race participants, totaling \$55,840.00. In total, \$173,164.83 has been contributed to this Fund in 2001.

With the advent of a reduction in racing dates and the evolving changes within the racing industry, staff conducted a study to review the following: (1) to ensure that the salaries and reimbursable expenses of salaried representatives of the Backstretch Committee are consistent with present and anticipated job demands and duties (2) to determine if the reduction in thoroughbred racing dates could alter the role of the Backstretch Committee and if its expansion of the Committee's function to farm is justified and (3) to review options concerning the replacement of the thoroughbred Chaplain.

The study was completed and staff's proposed recommendations were adopted by the Commission.

1. The payment of \$2,000 a year to be made to an employee of the S.B.O.A. who is currently performing the bookkeeper functions for the Backstretch Committee without compensation.
2. The activities and finances of the Backstretch Advisory Committee be subject to an audit conducted by an independent certified public accounting firm licensed in New Jersey.
3. The staffing and salaries of two counselors remain consistent with past practices, however staff believes the role of supervisor should be clarified. This role which includes direct supervision of the counselors and their activities as well as being accountable for review of their time and services on a weekly or bi-weekly basis. The supervisor will be accountable to the Racing Commission staff and his rate of compensation will be paid at \$60 per hour and his hours of work will be reduced to five to ten hours per week. Each counselor will not be assigned strictly to one breed and it is the opinion of the staff that outside employment by the counselors does not create a problem, provided such services are not provided during work hours and/or utilize backstretch resources present a conflict situation.
4. Services be provided and extended to the licensed farms. Staff is aware that the majority of backstretch employees are required to work at both the racetrack and licensed farms. Staff believes that the backstretch does extend to these farms.

CHARITY DAYS FOR DEVELOPMENTALLY DISABLED

As mandated by statute, the Racing Commission annually allocates racing dates where certain racing-related proceeds are to benefit New Jersey's developmentally disabled. In an effort to maximize revenues, the Commission selected those race dates it felt would generate a sufficient mutuel handle. The total allotted dates in 2001 resulted in \$100,364.81 to be used for this cause.

HORSE PARK OF NEW JERSEY/CARE OF RETIRED HORSES

As also mandated by statute, a charity racing day is designated at each race meeting for the "Horse Park of New Jersey" ("Horse Park") and for the "Care of Retired Horses." The monies in the fund are distributed in the following manner: 50 percent to the Horse Park and 50 percent to the Care of Retired Horses. The amount generated for both funds in 2001 was \$30,965.43.

LOCAL EXPENSE FUND

Pursuant to statute, the Racing Commission also collects funds to be distributed to qualified municipalities to offset increased expenses from the operation of private tracks located in their areas.

The funds generated in 2001 totaled \$16,271.00.

Policies & Programs for 2001

Horse racing in New Jersey is a billion dollar industry. It is a dynamic sport constantly challenged by competitive forces. The Commission is mindful of these economic realities when regulating the industry while continuing to preserve the integrity of the sport. Cooperation and communication among industry representatives in the State as well as with surrounding jurisdictions, is constantly encouraged. This process is evident in racing date allocations, simulcasting request decisions and safety matters.

Safety of the race participants, and maintenance of the integrity of the sport, continues to be a top priority of the Racing Commission Chairman and her fellow Commissioners. The Commission remains committed to developing programs directly related to providing a safer environment for race horses and industry participants. To that end, individuals who believe that a race horse is being mistreated have the opportunity to call a 24 hour "hot line" to report each incident. The matter is then turned over to the Racing Commission investigators for follow-up. This hot line also allows individuals to anonymously inform the Commission of any illegal practices that may be occurring, in terms of the integrity of the sport. The Commission in 1997 initiated a state-of-the-art program to test the level of total carbon dioxide in race horses. This program was challenged in the courts by trainer James Campbell whose horse, "Ramses Two" exceeded the allowable level of total carbon dioxide in a race conducted at the Meadowlands in 1997. After a lengthy comprehensive "de novo" hearing before the Office of Administrative Law, Administrative Law Judge Mason determined the program to be valid and found trainer Campbell to be in violation of the adopted regulation. An appeal of Judge Mason's decision, which was adopted by the Racing Commission as its final administrative decision, was filed with the Appellate Division of the Superior Court of New Jersey.

Appellate Court Judges Brochin, Eichen and Wecker overturned the final decision of the Commission based on the conclusion that the Commission failed to establish that the data generated by the testing was precise and accurate enough to conclude that the horse's TCO₂ concentration exceeded the prohibited level. The Racing Commission appealed this determination to the New Jersey Supreme Court who on October 11, 2001 issued its decision reversing the judgment of the Appellate Division and remanded the matter to the Commission for reinstatement of its final decision. In its fifteen page decision, the Supreme Court determined ". . .the Appellate Division erred in concluding that the Commission had not met its burden of demonstrating the reliability of the Beckman test generally and as applied in this instance. . ." The Court concluded, ". . .there is ample evidence in this record to support the Commission's determination," and that "under the standards of appellate review that apply in this setting, the Commission's determination must be upheld. . ."

As a result of this determination, the penalties as contained in the regulations have been imposed upon Mr. Campbell and all others who have been found in violation, which the Commission believes will substantially deter the administration of certain foreign substances to competing horses.

The Commission in 2001 continued its support of the Veterinarian Advisory Committee which provides expert guidance in the area of veterinary medicine used in the treatment of race horses. It also worked with and closely supervised the Backstretch Advisory Committee, which provides a variety of benefits for the backstretch worker, including on-site drug and alcohol abuse counselors, educational initiatives, recreational opportunities, and the Race-track Chaplaincy Program.

As part of the regulatory process, the Commission promulgates regulations and issues decisions in the form of rulings following the conduct of a hearing and determination that a statutory violation or infraction of its regulations occurred. Rulings range in substance from smoking in the shed row to drugging of horses, falsification to fraud, and failure to wear a safety vest to careless riding. In 2001, in addition to adopting new regulations or adopting amendments to existing regulations, the Commission issued 903 rulings. These orders were issued as a result of determinations made by the Commission's Race Officials or, in the event of an appeal of those determinations, following the conduct of an appeal hearing before the Office of Administrative Law and the rendering of a final decision by the Commission. About 33 cases were heard by the Office of Administrative Law in 2001. The Commission was extremely successful in 2001 in its litigation of contested matters before the Office of Administrative Law. Most notable, the case involving standardbred trainer James Campbell. *James Campbell v. New Jersey Racing Commission*, 169 N.J. 578 (2001).

The Casino Simulcasting Act, which authorizes New Jersey racetracks to receive common pool wagering on full cards from other jurisdictions' racetracks, permits New Jersey residents to wager on races held at facilities such as Churchill Downs, Pimlico, Laurel, Calder, Gulfstream Park and other major racetracks throughout the nation. Another feature of this legislation authorizes national and in-state racing to be simulcast to operating casinos in Atlantic City. A total of eight casinos offer wagering on horse racing. This action benefits the entire horse racing industry by opening new markets, increasing pari-mutuel wagering, attracting new fans, and generating additional revenue to the state's racetracks and horsemen. The Commission, in addition to revising its promulgated regulations in this area as appropriate, has continued to work with the New Jersey State Casino Control Commission to insure that this activity is conducted in a manner consistent with the best interest of the public and impacted industries.

In 2001, the Racing Commission continued its license application mail-out program reaching approximately 6,500 industry licensees and substantially reducing backlog at Commission offices. Also, the Commission in 2001 continued to offer owners the option of procuring a three-year license. Over 1,200 individuals have taken advantage of this option, which has helped reduce Commission staff workload during peak periods and offers owners a convenient alternative to the annual license procedure.

In an effort to streamline the licensing process for owners, the Commission continues to participate in the ARCI multi-state licensing and fingerprinting program with surrounding jurisdictions. This enables a potential licensee who desires to be licensed in more than one selected state to complete the license process one time only. The other jurisdictions would accept the license application already completed and merely review for compliance with jurisdictional licensing requirements.

The Racing Commission in 2001 continued to participate in education programs for its employees and programs to increase the public's awareness of the Racing Commission's role in regulating the sport.

The New Jersey Racing Commission continues to utilize a staff developed and implemented state-wide pari-mutuel monitoring system developed in 1995. It has proven to be extremely successful both in terms of efficiency and practicality. This function helps insure correct payout of pari-mutuel wagering resulting from inter and intra-state simulcasting and commingling of pari-mutuel pools as well as in-state pari-mutuel wagering at all New Jersey Race-track facilities and casinos participating in casino simulcasting. It also provides for a streamlined financial reporting mechanism which replaces a tedious manual reporting system.

New Jersey's drug testing program is considered to be one of the most comprehensive in the nation. State Police traditionally operate a specialized laboratory staffed by nationally recognized chemists with state-of-the-art equipment. The Racing Commission, in conjunction with the laboratory, continued in 2001 to develop new tests to detect a new generation of substances which may be administered to race horses to affect their performance.

E.L.I.S.A. (Enzyme Linked Immunosorbent Assay) testing is a highly sophisticated methodology for detecting illegal substances which may affect equine performance. During 2001, 8,419 urine specimens were taken and 16,026 vials of blood were drawn from horses participating in racing in New Jersey. A total of seven blood gas positives and nineteen post race positives occurred where it was determined that an illegal drug was in the horse's system. This incidence of positive tests is significantly lower than the overall sampling results for 2000. Sanctions were taken as a result of the positives.

The New Jersey Racing Commission also conducts random human drug testing. Racing Commission officials, jockeys, drivers and grooms are among the many industry personnel who are randomly selected to provide the Commission with urine samples for drug detection. The purpose of this testing program, in addition to insuring that those testing positive for prohibited substances obtain appropriate assistance, is to preclude individuals from participating in racing with prohibited substances in their systems. In 2001, a total of 887 tests were performed, producing five positives.

NEW JERSEY PERMIT HOLDERS

The Commission recognizes that, to the extent that it insures racing is conducted in a fair and responsible manner, the ability of the New Jersey permit holders to attract quality horses and the top human competitors is enhanced. To this end, the Commission shall continue to approve racetrack initiatives and programs, which, while in compliance with law and the Commission's regulations, also serve to accomplish these goals.

As demonstrated below, 2001 proved to be a year where New Jersey racetrack permit holders under the Commission's regulatory oversight were able to offer race programs of the highest caliber.

MEADOWLANDS/MONMOUTH PARK - THOROUGHBRED

A record closing day crowd of 24,357 capped off a record meet at Monmouth Park as the Oceanport oval concluded its 2001 racing season on Sunday, September 2. The closing day attendance was the largest in modern day history exceeding the previous closing day record of 19,900 in 1990. Monmouth closed its doors on live racing with attendance up 10 percent over last year, on-track handle up four percent and overall handle up 25 percent.

The Haskell Day throng of 47,127 on August 5 helped raise the total attendance to 774,500, the highest total since 1989. Average daily attendance of 10,757 was ten percent higher than in 2000, and was the highest since 1985, when the average gate was 11,478.

Record purse distribution of more than \$301,000 per day, led to larger fields and the wagering reflected the competitive racing. A total of \$67,000,000 was bet on Monmouth's live racing on-track, four percent higher than last season. Average daily handle on the live card was \$934,563.

A total of \$50,367,000 was wagered at Monmouth on incoming signals, an average of \$699,674 per day and a gain of nearly one percent over 2000.

On-track handle on live racing and receptions totaled \$117,664,900, an average of \$1,634,236 per day and an increase of 2.8 percent over last year.

With Saratoga and New York Off-Track Betting taking wagering on Monmouth this season, simulcast handle soared over \$217,000,000 and the average daily simulcast handle of \$3,014,061 was a whopping 40.9 percent higher than last year.

Total handle, on-track and simulcast, topped \$334,667,000 an increase of 25 percent over last year, with daily average handle hitting \$3,948,623.

The 2001 attendance of 47,127 on Haskell Day easily topped Monmouth's previous all-time record of 43,591 set in 1962. Even racing on a day-to-day basis saw records fall, when on three occasions total handle was an all-time high outside of Haskell Day, the last on September 1 when \$6,786,108 wagered on the eleven-card race.

J. Willard Thompson took a tight race for the Monmouth training title, beating out Ben Perkins, Jr., last year's leader and Tim Hills.

Eibra Coa, who took over the top spot in the jockey race when Joe Bravo was injured on July 27, finished ahead of all riders. Victor Carrero was the leading apprentice at the meet.

The Meadowlands Racetrack concluded its 2001 thoroughbred season with across-the-board gains and the largest daily purse distribution ever offered in the state of New Jersey.

The 44-day meet, the shortest thoroughbred meet in Big M history, posted an average on-track handle of \$612,252, a 15 percent gain over last year, the largest since 1998. Total average handle topped out at \$2,271,592 nightly, an increase of 25.7 percent.

The \$368,559 average daily purse distribution, a 72.2 percent increase over last year, was not the only highest in Meadowlands' history, but it set a new mark for the state of New Jersey. Despite the brevity of the meet, \$16.2 million was given away in purses, an all-time record that eclipsed the \$12.46 million given in 1998.

Attendance for the meet was up 1.4 percent, averaging 4,887 patrons a night.

Racing highlights from the Meadowlands meet included a "blanket finish" in the \$500,000 Grade 2 Meadowlands Cup with Gander going out by ahead in front of Broken Vow and Include. The winner and third place finisher both went on to compete in the Breeder's Cup Classic.

The \$250,000 Pegasus Handicap saw trainer P. G. Johnson's Vulpine roll home an impressive winner to score his first graded stake win. Johnson remains the all-time winningness stakes trainer at the Big M.

Other graded stakes action saw Crash Course take the Cliff Hanger Handicap (G3), Clearly A Queen capture the Violet Handicap (G3) and Mystic Lady take both the Honey Bee Handicap (G3) and the Boiling Springs Handicap (G3). In addition, trainer Cal Lynch and jockey Roberto Alvorada teamed up to capture both divisions of the New Jersey Futurity.

In the races for meet-end honors, Julian Pimentel became only the third apprentice in Meadowlands history to win the overall riding title. The 20-year old native of Columbia rode 58 winners, and bested fellow apprentice Jeremy Rose by 12 victories. Eibra Coa, leading rider at the 2001 Monmouth meet, was third with 37 wins, followed by

apprentice Victor Career with 24 and the pair of Tommy Turner and Chuck C. Lopez, each with 22 trips to the winner's circle.

The leading trainer award went to Robert Cloisters, who celebrated his first Big M title since 1987, with 17 wins. J. Willard Thompson, who earlier this year won his first Monmouth title since 1977, was second with 15 winners. Rounding out the top five were Tim Hills with 13 wins and the duo of Dennis Manning and Julio Cartagena, each with ten.

Richard Englander repeated as the Big M's leading owner, this year with 12 winners, one more than Mac Fehsenfeld, tying for third were Eddie Broom, Briardale and Quite Winter Farm, all with seven wins.

MEADOWLANDS - STANDARDBREDS

A crowd of 26,569 poured through the turnstiles to watch the 2001 Hambletonian. The \$8,028,480 total handle was a Meadowlands' track and harness racing industry record. The total on-track handle was \$3,675,779.

Four European countries offered wagering on a portion of the Hambletonian Day program for a total of \$460,539 in handle, of which \$323,657 was bet in France, \$122,540 in Sweden, \$10,441 in the Netherlands and \$3,901 in Denmark.

With the 1.5 million dollar Haskell Invitational on the day after the Hambletonian, it was a banner week for racing at the Meadowlands and Monmouth Park as the two New Jersey Sports and Exposition Authority tracks drew a combined 73,696 fans and handled a record \$19,263,651 for their two signature race programs, including \$6,710,717 in on-track wagering. Monmouth Park set a track attendance record of 47,127 and posted its second highest thoroughbred handle \$11,235,171.

A record-setting Breeders Crown Day (July 28) set the tone for the 2001 Hambletonian Festival, highlighted by the sensational performance of Italian trotter Varenne in the one million dollar Breeders Crown Trot. In one of the more memorable performances in Meadowlands' history, Varenne shook off all challengers and drew away to a four-and-a-half length victory in a track, stakes and world record of 1:51.1. Italian reins man Gaumpaolo Minnucci was in the sulky for the fastest trotting race mile in history. Trained by Jori Jurja of Finland and owned by the DANY Stables of Naples, Italy, Varenne moved into fourth on the all-time earnings list with \$3,904,764.

The total handle of \$7,039,284 was the highest in Breeders Crown history and ranked fifth all-time at Meadowlands. It marked the third consecutive year that the Breeders Crown day total handle exceeded six million dollars and the first time over the seven million dollar mark. On-track handle (live wagering only) was \$1,869,219, up 24.3 percent over the previous year. On-site handle (total live wagering, plus incoming signals) was \$3,939,707, up 11.6 percent from 2000.

Wagering on Meadowlands' harness races averaged \$3,616,869 per day, the third highest in track history.

It was a record year for purse distribution with a total of \$51,680,130 dispersed over the 2001 season. Purses (excluding stakes) were the highest ever, with an average daily distribution of \$342,253.

The twenty-fifth anniversary of the Meadowlands Pace was a battle to the wire between a pair of divisional rivals and two Hall of Fame drivers. In the end, it was "Real Desire" who took home the lion's share of the \$1,009,500 jackpot, giving driver John Campbell a record sixth victory in the track's signature event, as he prevailed by a neck over the defending freshman champion Bettor's Delight and Mike Lachance.

On a cool and breezy evening, "Real Desire" paced the mile in 1:49.3, equaling the Panderosa's 1999 stakes record. He gave Canadian trainer Blair Burgess his second victory in the Pace. Burgess won the 1987 edition with Frugal Gourmet.

The \$7,050,306 wagered on the 2001 Meadowlands Pace was the highest in the race track's history, and the fourth highest handle in track and industry history.

Meadowlands Pace Night drew a crowd of 24,386 racing fans, up more than 4,500 from the previous year's total of 19,801. The attendance and on-track handle of \$2,232,408 was the highest since 1995 for a Pace night. The on-site handle was \$4,653,967, up 26 percent from 2000.

The 2001 drivers race came down to the wire, with Hall of Famer John Campbell and defending champion Luc Ouelette running neck and neck in the final days of the meet.

After runner-up finishes in 1999 and 2000, Campbell rebounded with 211 victories and 6.9 million dollars in earnings for an unprecedented sixteenth driving title. Among his seasonal accomplishments were victories in the one million dollar Meadowlands Pace with “Real Desire”, the \$700,000 Woodrow Wilson with Allamerican Ingo and the \$500,000 Hambletonian Oaks and the \$400,500 Del Miller Memorial with Syrinx Hanover.

Ouelette finished the season just two wins behind Campbell and earned 4.8 million dollars. In his third full season at the Meadowlands, Ohio native David Miller finished third with a career high in win (197) and earnings (five million dollars).

Chris Marino and his assistant, Vincent Fusco, Jr. ran away with their first training title. The Marion Stable racked up 88 victories and earnings of 2.1 million dollars. Their stable star was the outstanding sophomore trotting filly Syrinx Hanover, who counted the Hambletonian Oaks and Del Miller Memorial among her victories.

Bob Glazer, who races at the Peter Pan Stables of Pepper Pike, Ohio kept his stranglehold on the Meadowlands’ owner standings for an unprecedented seventh consecutive year in 2001 with 46 victories and earnings of one million dollars. New Riegel Falcon provided his biggest wins of the season in the \$100,000 Clyde Hirt and \$86,500 Senior Trendsetter finals.

Second leading owner was David Brooks’ Perfect World Enterprises of Old Westbury, New York, with 39 wins, followed by Clifford Siegel of Brooklyn, New York with 38 wins.

The red-hot claiming box produced a total of 528 claims for \$18,635,850 with the state of New Jersey benefiting from \$684,814 in sales tax. These totals were second only to the 2000 meet stakes in which 726 horses changed hands for 24.7 million dollars.

Motor City Smitty was the highest claim of the 2001 meet, taken for \$150,000 by Illinois-based Michael Barnett and Martin Zimmerman on January 20, 2001. HR Sosa exchanged hands for a six-figure sum on two occasions: \$125,000 on April 14 and \$137,500 on April 21.

Other high-priced claims were Ribbonman (\$140,000 on March 24), Dieberspace (\$125,000 on March 31), Sir William Wallace (\$100,000 on January 20 and March 17), Master of His Domain (\$100,000 on February 3), Sinbad (\$100,000 on February 17), Campus Trumper (100,000 on February 23), and SS Sand Dollar (100,000 on April 21).

The first fall harness meet at the Meadowlands since 1976 concluded on Saturday, December 15, 2001, with positive business and racing indicators.

The averages for the one-month meet were \$750,000 in on-track handle, 3.4 million dollars in total harness handle (which includes betting on the Meadowlands races at simulcast locations) and attendance of 4,930, all very close to the business generated during the track’s traditional January through August harness season.

The seventeen-date meet from November 16 through December 15 was a late addition to the Meadowlands’ schedule brought about by the permanent closing of Garden State Park in May. It was intended to fill in some of the missing racing opportunities for horsemen as well as provide a home for five stakes races, the Governor’s Cup, Valley Victory, Three Diamonds and Goldsmith Maid for two-year olds as well as the Friday night’s Nadia Lobell for three-year-old pacing fillies.

The racing highlight of the brief meet was the 1.5 million dollar Fall Final Four on November 24. A crowd of 12,579 came out to watch the best two-year-olds in training, wagering \$1,181,354. The total harness handle on the night was a meet high of \$4,429,904.

On Fall Final Four night, on the pacing side, Western Shooter equaled the world record for a two-year-olds with a mile in 1:50 flat in the \$500,000 Governor’s Cup and Worldly Beauty matched Clover Hanover’s track record of 1:52.2 for two-year-old fillies in the \$350,000 Three Diamonds for her sixth win in seven starts.

FREEHOLD RACEWAY

FREEHOLD, NJ – High class racing, a multimillion dollar addition and solid increases in handle punctuated the 2001 racing season at Freehold Raceway.

Most notably, the nation’s oldest pari-mutuel harness track was able to buck the industry trend by recording solid gains in wagering in 2001 compared to the previous year.

Despite a stagnant economy and setbacks in the wake of the September 11 tragedy, the central New Jersey oval realized increases in both on-track and simulcast wagering in 2001. On-track average daily handle showed a 1.84 percent gain for the year, while the average handle on simulcast receptions increased by an impressive 7.03 percent. The total on-site handle was up by 9.43 million dollar, representing a 5.63 percent boost from the previous year.

A major factor in Freehold's successes in 2001 was the addition of Inside Track, a 3.2 million dollar, state-of-the-art simulcasting facility that opened in August. With 300 monitors, hundreds of plush, comfortable chairs and an upscale food service, Inside Track proved an immediate hit with the Freehold clientele. Attendance to Inside Track rose steadily from the grand opening.

Horsemen at Freehold were afforded more racing opportunities, also. Freehold was able to offer an average of one extra race per card in 2001 compared to 2000.

Horsemen also benefitted from an increase in purse distribution in 2001 with overnight purses climbing 10.9 percent over the previous year.

On the racing side of the ledger, Freehold presented its usual world-class product. The 2001 stakes schedule provided nearly 5.5 million dollars in purses - up 37.5 percent on the strength of 40 added divisions - including nine stakes worth \$100,000 or more. The stakes schedule was highlighted by a pair of marquee events for three-year-old pacing colts - the \$460,926 Cane Pace and the \$302,206 James B. Dancer Memorial.

Freehold's perennial driving leader and recent Hall of Fame electee, Cat Manzi, dominated the driver standings once again in 2001. The 51 year-old Freehold resident was the top reinsman for both the winter/spring meeting (167 victories) and the summer/fall stand (139 victories).

Bill Whitlock captured the winter/spring training title by notching 29 victories and Noel Daley collected 31 victories as the top conditioner in the summer/fall meeting.

ATLANTIC CITY RACE COURSE

The annual Atlantic City turf Festival was again extremely successful. The county fair setting, high purses, full fields and competitive racing were reflective of the Atlantic City Race Course history for providing a quality race meet. Pleasant weather and a supportive community fund raising program added to the success of the unprecedented ten days of all-turf racing. 18,929 patrons wagered \$992,000 on the live racing for the ten day meet. Total handle on track and simulcasting was \$6,140,000. Jockey Luis Rivera, Jr. lead the jockey colony with seven-first place finishes. Trainer Jonathan Sheppard won the training crown with three wins.

GARDEN STATE PARK

In 2001, Garden State Park conducted an abbreviated fifteen day meet. Racing was conducted from April 13 - May 3 (Tuesday through Saturday) with a 3:00 p.m. first race. Average attendance for the meet was 1,359.

The last race run at Garden State Park was a five furlong turf event with a \$12,000 purse. The race was won by Nick Santagata while riding Peg Rushton, easily beating Paper Mill with a time of :58.2.

Simulcasting at Garden State continued until Tuesday, May 29, 2001 when doors were closed forever. Realen Properties plans for the property do not include the continuation of racing. Their plans for the 220 acres site are for a mixed use development of retail, housing and office space.

Plans for 2002

On August 5, 2001 at Monmouth Park, before a record crowd of 47,000 racing fans, acting Governor Donald DiFrancesco signed the Off-Track Account and Wagering Act. This legislation was heralded by the entire horse racing industry in that it would provide a tremendous stimulus to the industry in New Jersey. The Act provided that the New Jersey Racing Commission establish rules and regulations to protect the integrity of the new systems and to reflect confidence in the new opportunities provided to racing fans.

On December 3, 2001, the Racing Commission proposed comprehensive regulations to govern the conduct of off-track and account wagering in the state. The Act also requires that the Commission submit a report to the Governor and Legislature no later than July 1, 2002, including the feasibility of establishing a permanent training center or other means to permit winter stabling. It also requires the Commission to establish a formula which apportions an annual assessment to each permit holder, totaling \$200,000 to be paid to the general fund beginning July 1, 2003, to the Department of Health and Senior Services for prevention and education for compulsive gambling.

The Racing Commission licenses approximately 20,000 individuals and entities annually, and efforts will continue in 2002 to streamline this procedure. Among the plans continuing in effect is the three-year owners' licensing and the continued use of a mail-out program. New Jersey will continue with participation in a multi-state licensing program, which offers certain individuals the convenience to file an application for licenses in several states. This program also provides for fingerprinting reciprocity, a much sought after cost saving enhancement for racing participants.

In 2002, the Commission also shall implement the 2001 task force recommended rules and regulations to ensure additional integrity values to the standardbred industry.

Finally, the Racing Commission, as appropriate, will continue to work to implement legislative initiatives to bolster racing and the ancillary industries racing supports. It will continue to work with neighboring racing states to reduce year-round competition to the extent consistent with improving New Jersey's race product, as well as the economies of New Jersey racing.

Conclusion

New Jersey's racing community again approaches the 2002 racing season in recognizing the many challenges facing the industry. These include enormous competition from casino facilities and neighboring jurisdictions. In addition, the growth of full-card common pool wagering and simulcasting has continued to challenge the Commission to maintain the delicate balance between live racing and simulcasting.

Legislative stimulus, such as the infusion of 18 million dollars to the horse racing industry, has had a substantial impact on purses, as it attracted fuller, more competitive fields, which in turn attracted a larger number of patrons to New Jersey racetracks. The Off-Track and Account Wagering Act is also expected to produce additional wagering opportunities to help bolster the New Jersey racing industry. Through the adoption of new regulations and procedures, the integrity of racing will be protected in the coming years.

NEW JERSEY

2001 THOROUGHBRED RACING DATES

Garden State Park

April 13, 14

April 17 to 21

April 24 to 28

May 1, 2, 3

15 Dates

Atlantic City Racing Association

May 4 through May 15

Dark: May 9 and 10

10 Dates

Monmouth Park

May 26 through September 2

Dark: Mondays and Tuesdays

(Except Monday, May 28 & 30)

72 Dates

Meadowlands Racetrack

September 3 through November 10

Dark: Sundays and Mondays

(Except Monday, September 3)

September 4, 5

49 Dates

Total Thoroughbred Dates: 146 Dates

Total Programs: **508 Dates**
(Thoroughbred and Harness)

NEW JERSEY 2001 HARNESS RACING DATES

Freehold Raceway

January 1 through May 28

Dark: Sundays, Mondays, Tuesdays—January, February
(Except Monday, January 1 & Monday, February 19)
Sundays, Mondays—March, April, May
(Except Monday, May 28)

99 Dates

August 10 through December 31

Dark: Sundays and Mondays—August, September, October
(Except Monday, September 3)
Tuesday, September 4
Tuesday, October 30
Sundays, Mondays, Tuesdays—November, December
December 31

93 Dates

Meadowlands Racetrack

January 5 through August 4

November 16 through December 15*

December 28, 29

Dark: Sundays and Mondays—January
Mondays and Tuesdays—February, March, April, May
(Except Monday, May 28)
Sunday, May 27
April 15
Sundays and Mondays—June, July, August
Sundays, Mondays, Tuesdays—November, December
November 22

170 Dates

Garden State Park

(Meeting cancelled)

Total Harness Dates:

362 Dates

*Amended 6/20/01

ATTACHMENT 1A

New Jersey Live & Simulcasting Meets
Gross Handle Summary 2001

Thru 12/31/01															
NJ - TRACK	R A C I N G PERIOD DAYS		GROSS HANDLE	OUT-OF-STATE GENERATED	N J HANDLE	ON-TRACK LIVE	TO N J TRACKS	TO A C	TO A C H I	TO F R A	TO G S P	TO M D L S	TO M P	ON-TRACK ATTENDANCE	
T-BRED TRACK															
A C R A	5/04 - 5/15	10	6,140,169	4,013,326	2,126,843	992,240	1,134,603	0	157,266	0	169,125	541,457	266,755	18,929	
G S P	4/13 - 5/03	15	14,887,072	12,312,575	2,574,497	1,184,906	1,389,591	108,240	219,547	0	0	730,630	331,174	20,395	
M D L S	9/3 - 11/10	44	91,523,855	60,116,100	31,407,755	26,939,075	4,468,680	373,506	0	1,674,025	0	0	2,421,149	214,970	
M P	5/26 - 9/2	72	278,533,008	195,367,066	83,165,942	67,789,051	15,376,891	1,134,427	0	141,598	0	14,100,866	0	772,755	
SUB-TOTAL (T)		141	\$391,084,104	\$271,809,067	\$119,275,037	\$96,905,272	\$22,369,765	\$1,616,173	\$376,813	\$1,815,623	\$169,125	\$15,372,953	\$3,019,078	1,027,049	
HARNESS TRACK															
A C H I	1/1 - 5/28	98	68,744,364	40,182,251	28,562,113	17,072,986	11,489,127	300,950	0	0	1,244,261	8,650,756	1,293,160	148,942	
F R A	8/10 - 12/31	91	58,368,032	32,468,257	25,899,775	17,477,385	8,422,390	328,843	0	0	0	7,142,716	950,831	148,599	
G S P	8/27 - 12/18	0	0	0	0	0	0	0	0	0	0	0	0	0	
M D L S	1/1-8/4 & 11/11-12/3	170	510,557,974	348,073,653	162,484,321	136,252,161	26,232,160	1,070,869	9,877,360	6,234,320	3,474,508	0	5,575,103	859,859	
SUB-TOTAL (H)		359	\$637,670,370	\$420,724,161	\$216,946,209	\$170,802,532	\$46,143,677	\$1,700,662	\$9,877,360	\$6,234,320	\$4,718,769	\$15,793,472	\$7,819,094	1,157,400	
TOTAL LIVE-01		500	\$1,028,754,474	\$692,533,228	\$336,221,246	\$267,707,804	\$68,513,442	\$3,316,835	\$10,254,173	\$8,049,943	\$4,887,894	\$31,166,425	\$10,838,172	2,184,449	
OUT-OF-STATE SIGNAL RECEIVED															
A C H I (H) L	1/1 - 5/25	2,658	51,794,045	0	51,794,045										
A C R A (T)	1/1 - 5/03	2,017	9,036,627	0	9,036,627										
A C R A (T) L	5/04 - 5/15	558	2,641,454	0	2,641,454										
A C R A (T)	5/16 - 12/31	3,666	17,347,292	0	17,347,292										
ACRA TOTAL		6,241	29,025,373	0	29,025,373										
F R A (H)	5/29 - 8/09	1,281	19,728,995	0	19,728,995										
F R A (H) L	3/10 - 12/31	2,896	52,435,368	0	52,435,368										
FRA TOTAL		4,177	72,164,363	0	72,164,363										
G S P (H)	5/24 - 9/3	477	6,147,897	0	6,147,897										
G S P (H) L	9/4 - 12/18	0	0	0	0										
G S P (T) L	4/13 - 5/03	2,156	30,372,333	0	30,372,333										
G S P (T)	2/19 - 12/3	0	0	0	0										
GSP TOTAL		2,633	36,520,230	0	36,520,230										
M D L S (H) L	1/1 - 8/4	2,772	217,750,520	0	217,750,520										
M D L S (H) L	11/11 - 12/31	1,154	86,263,587	0	86,263,587										
M D L S (T)	8/05 - 9/10	492	29,826,174	0	29,826,174										
M D L S (T) L	9/03 - 11/10	1,042	69,327,743	0	69,327,743										
MDL TOTAL		5,460	403,168,024	0	403,168,024										
M P (T)	1/1 - 5/22	1,578	37,461,711	0	37,461,711										
M P (T) L	5/23 - 9/7	1,715	60,907,018	0	60,907,018										
M P (T)	9/8 - 12/31	1,714	36,049,162	0	36,049,162										
MP TOTAL		5,007	134,417,891	0	134,417,891										
TOTAL SIGNAL REC'D		26,176	\$727,089,926	\$0	\$727,089,926	\$0	\$0	\$0	\$0	\$0	\$0	\$0	\$0	0	
TOTAL 2001		26,676	\$1,755,844,400	\$692,533,228	\$1,063,311,172	\$267,707,804	\$68,513,442	\$3,316,835	\$10,254,173	\$8,049,943	\$4,887,894	\$31,166,425	\$10,838,172	2,184,449	

On-Track Handle & Attendance 2001

Meets	Racing Dates	Handle	Average Daily Handle	Attendance	Average Daily Attendance
THOROUGHBRED					
Atlantic City Racing Assoc.	10	\$992,240	\$99,224	18,929	1,893
Garden State Park	15	1,184,906	78,994	20,395	1,360
Meadowlands	44	26,939,075	612,252	214,970	4,886
Monmouth Park	72	67,789,051	941,515	772,755	10,733
THOROUGHBRED TOTALS	141	\$96,905,272		1,027,049	
HARNESS					
Atlantic City Harness, Inc.	98	\$17,072,986	\$174,214	148,942	1,520
Freehold Raceway	91	17,477,385	192,059	148,599	1,633
Garden State Park	0	0	N/A	0	N/A
Meadowlands	170	136,252,161	801,483	859,859	5,058
HARNESS TOTALS	359	\$170,802,532		1,157,400	
Total On-track	500	\$267,707,804			
Total NJ Track Simulcasting		\$68,513,442			
Gross New Jersey Track Handle		\$336,221,246			
			Total On-Track Attendance:	2,184,449	

5-Year Comparison New Jersey Thoroughbred Tracks

ATLANTIC CITY RACING ASSOCIATION	1997 - 29 NIGHTS	1998 - 5 NIGHTS	1999 - 5 NIGHTS	2000 - 6 NIGHTS	2001 - 10 NIGHTS
<i>Total Mutuel Handle</i>	\$10,254,112	\$1,247,522	\$1,045,295	\$1,829,572	\$2,126,843
<i>Daily Average Mutuel Handle</i>	\$353,590	\$249,504	\$209,059	\$365,914	\$212,684
<i>Total Attendance</i>	132,096	14,584	8,415	12,859	18,929
<i>Daily Average Attendance</i>	2,747	2,917	1,683	2,572	1,893
MONMOUTH PARK	1997 - 72 DAYS	1998 - 77 DAYS	1999 - 72 DAYS	2000 - 73 DAYS	2001 - 72 DAYS
<i>Total Mutuel Handle</i>	\$98,475,988	\$98,630,578	\$87,141,532	\$80,571,504	\$83,165,942
<i>Daily Average Mutuel Handle</i>	\$1,367,722	\$1,280,917	\$1,131,708	\$1,119,049	\$1,155,083
<i>Total Attendance</i>	739,154	765,225	709,908	726,479	772,755
<i>Daily Average Attendance</i>	10,266	9,938	9,220	10,090	10,733
NJ SPORTS & EXPOSITION AUTHORITY	1997 - 68 NIGHTS	1998 - 66 NIGHTS	1999 - 51 NIGHTS	2000 - 54 NIGHTS	2001 - 44 NIGHTS
<i>Total Mutuel Handle</i>	\$47,865,021	\$47,462,694	\$36,393,821	\$35,155,851	\$31,407,755
<i>Daily Average Mutuel Handle</i>	\$703,897	\$719,132	\$551,422	\$689,330	\$713,813
<i>Total Attendance</i>	437,653	307,084	266,870	260,199	214,970
<i>Daily Average Attendance</i>	6,436	4,653	4,043	5,102	4,886
GARDEN STATE PARK	1997 - 62 NIGHTS	1998 - 63 NIGHTS	1999 - 38 NIGHTS	2000 - 31 NIGHTS	2001 - 15 NIGHTS
<i>Total Mutuel Handle</i>	\$22,071,424	\$18,832,929	\$11,630,2899	\$7,075,707	\$2,574,497
<i>Daily Average Mutuel Handle</i>	\$355,991	\$298,935	\$184,608	\$186,203	\$171,633
<i>Total Attendance</i>	181,734	148,008	78,295	60,594	20,395
<i>Daily Average Attendance</i>	2,931	2,349	1,243	1,595	1,360

5-Year Comparison New Jersey Harness Tracks

FREEHOLD RACING ASSOCIATION	1997 - 99 DAYS	1998 - 92 DAYS	1999 - 90 DAYS	2000 - 94 NIGHTS	2001 - 91 DAYS
<i>Total Mutuel Handle</i>	\$37,245,778	\$32,087,269	\$29,776,224	\$27,250,927	\$25,899,775
<i>Daily Average Mutuel Handle</i>	\$376,220	\$348,775	\$323,655	\$302,788	\$284,613
<i>Total Attendance</i>	199,952	187,619	181,002	146,277	148,599
<i>Daily Average Attendance</i>	2,020	2,039	1,967	1,625	1,633
ATLANTIC CITY HARNESS, INC.	1997 - 106 DAYS	1998 - 97 DAYS	1999 - 101 DAYS	2000 - 98 NIGHTS	2001 - 98 DAYS
<i>Total Mutuel Handle</i>	\$40,470,157	\$35,002,365	\$31,541,130	\$29,480,627	\$28,562,113
<i>Daily Average Mutuel Handle</i>	\$381,794	\$360,849	\$325,166	\$291,887	\$291,450
<i>Total Attendance</i>	224,356	199,907	201,301	165,148	148,942
<i>Daily Average Attendance</i>	2,117	2,061	2,075	1,635	1,520
NJ SPORTS & EXPOSITION AUTHORITY	1997 - 162 NIGHTS	1998 - 153 NIGHTS	1999 - 145 NIGHTS	2000 - 152 NIGHTS	2001 - 170 NIGHTS
<i>Total Mutuel Handle</i>	\$186,245,949	\$171,702,994	\$155,198,590	\$157,560,381	\$162,484,321
<i>Daily Average Mutuel Handle</i>	\$1,149,666	\$1,122,242	\$1,014,370	\$1,086,623	\$955,790
<i>Total Attendance</i>	923,237	922,646	821,652	826,410	859,859
<i>Daily Average Attendance</i>	5,699	6,030	5,370	5,699	5,058
GARDEN STATE PARK	1997 - 51 NIGHTS	1998 - 51 NIGHTS	1999 - 51 NIGHTS	2000 - 54 NIGHTS	2001 - 0 NIGHTS
<i>Total Mutuel Handle</i>	\$24,449,275	\$20,351,470	\$17,930,004	\$14,755,901	\$0
<i>Daily Average Mutuel Handle</i>	\$479,398	\$399,048	\$351,569	\$289,331	N/A
<i>Total Attendance</i>	93,552	80,552	95,124	57,200	0
<i>Daily Average Attendance</i>	1,834	1,579	1,865	1,122	N/A
TOTALS USED IN CHARTS====>					
NEW JERSEY TRACK HANDLE	\$467,077,704	\$425,317,821	\$370,656,885	\$353,680,470	\$336,221,246
ON TRACK ATTENDANCE	2,879,301	2,625,625	2,362,567	2,255,166	2,184,449

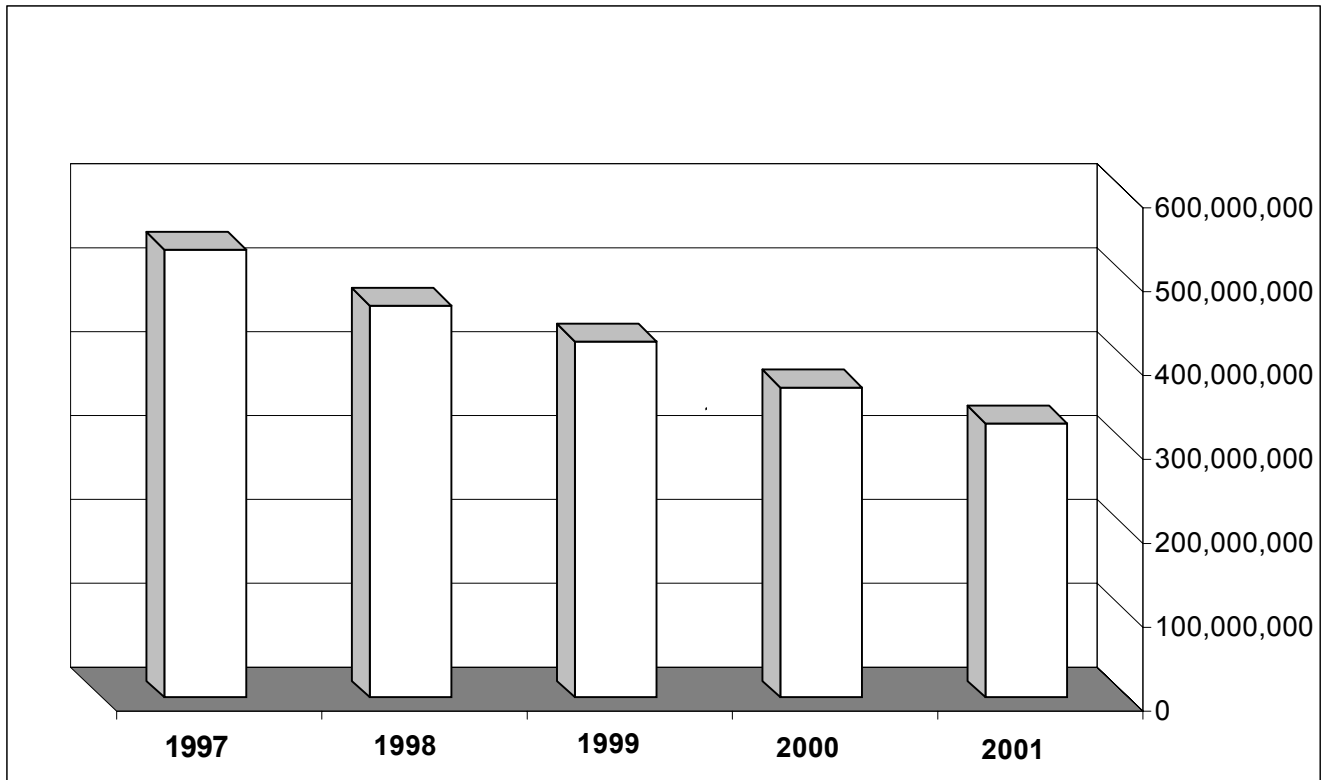
ATTACHMENT 1D

New Jersey Track Handle Statewide

	1997	1998	1999	2000	2001
Atlantic City Harness	\$40,470,157	\$35,002,365	\$31,541,130	\$29,480,627	\$28,562,113
Atlantic City Racecourse	10,254,112	1,247,522	1,045,295	1,829,572	2,126,843
Freehold Raceway	37,245,778	32,087,269	29,776,224	27,250,927	25,899,755
Garden State Park	46,520,699	39,184,399	29,560,293	21,831,608	2,574,497
Meadowlands Racetrack	234,110,970	219,165,688	191,592,411	192,716,232	193,760,290
Monmouth Park	98,475,988	98,630,578	87,141,532	80,571,504	83,165,942
TOTAL	\$467,077,704	\$425,317,821	\$370,656,885	\$353,680,470	\$336,089,460

ATTACHMENT 1E

New Jersey Track Handle Statewide



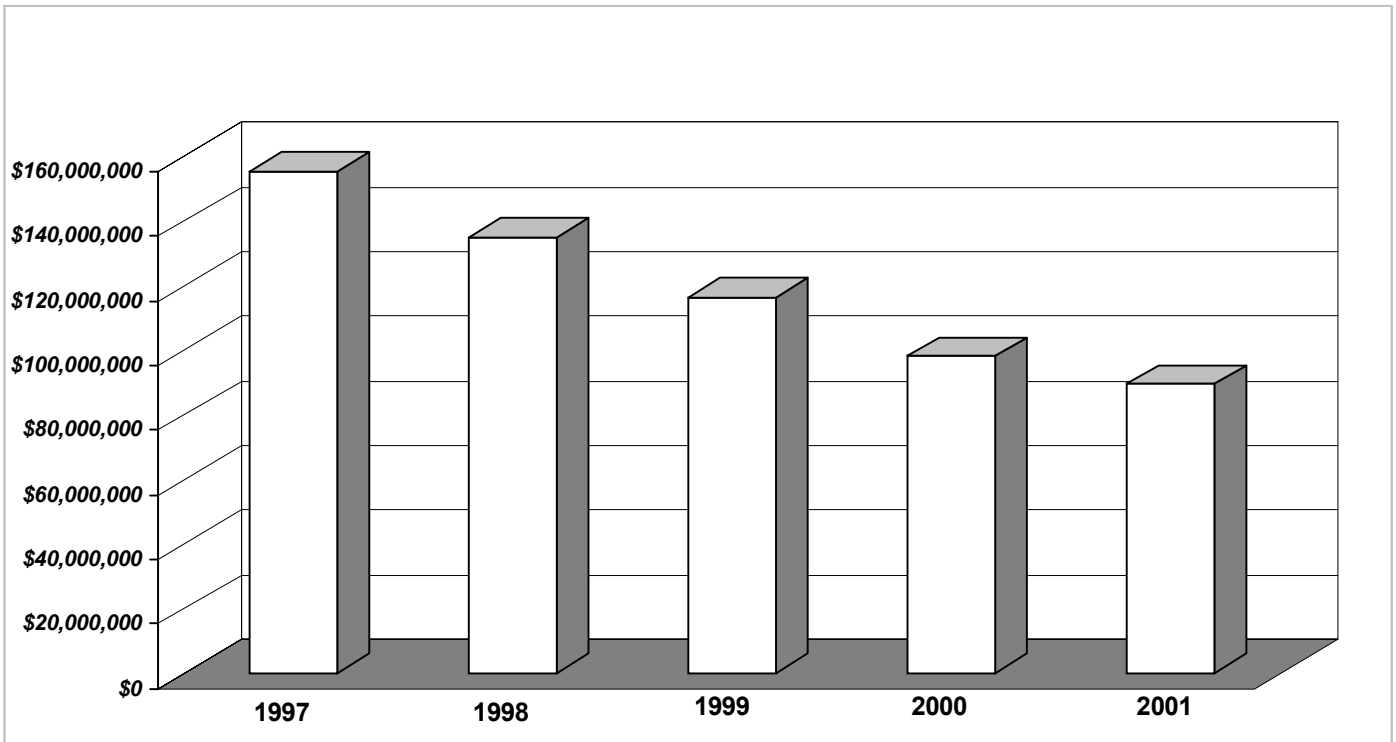
ATTACHMENT 1F

Intrastate Simulcasting Handle

	1997	1998	1999	2000	2001
Atlantic City Harness	\$13,387,392	\$11,987,651	\$13,257,392	\$11,920,382	\$11,489,127
Atlantic City Racecourse	5,114,202	4,571,121	519,430	966,564	1,134,603
Freehold Raceway	12,648,919	11,260,405	11,128,124	10,347,142	8,422,390
Garden State Park	20,905,969	17,469,686	19,843,426	15,458,786	1,389,591
Meadowlands Racetrack	67,030,705	57,414,741	35,212,066	34,817,227	30,700,840
Monmouth Park	15,780,596	13,853,013	18,311,681	16,111,569	15,376,891
TOTAL	\$134,867,783	\$116,556,617	\$98,272,119	\$89,621,670	\$68,513,442

ATTACHMENT 1G

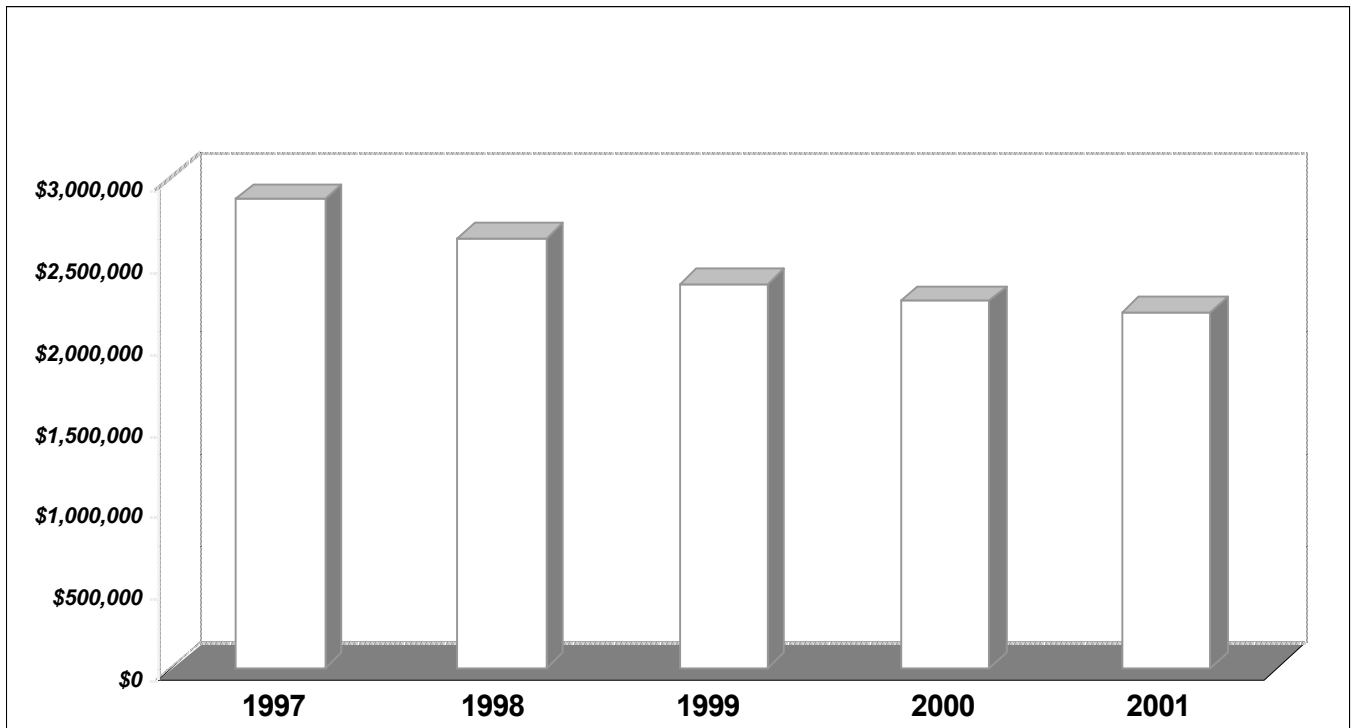
Intrastate Simulcasting Handle



Statewide On Track Attendance

	1997	1998	1999	2000	2001
Atlantic City Harness	224,356	199,907	201,301	165,148	18,929
Atlantic City Racecourse	79,663	14,584	8,415	12,859	148,942
Freehold Raceway	199,952	187,619	181,002	146,277	148,599
Garden State Park	275,286	239,866	173,419	117,794	20,395
Meadowlands Racetrack	1,360,890	1,229,730	1,088,522	1,086,609	1,074,829
Monmouth Park	739,154	765,225	709,908	726,479	772,755
TOTAL	2,879,301	2,636,931	2,362,567	2,255,166	2,184,449

Statewide On Track Attendance



Inter-State Wagering 2001

Meet	Racing Dates	Handle
THOROUGHBRED		
Monmouth Park	72	\$134,417,891
Atlantic City Racing Assoc.	10	29,025,373
Meadowlands	44	99,153,917
Garden State Park	15	30,372,333
Sub-Total Thoroughbred Tracks	141	\$292,969,514
HARNESS		
Freehold Raceway (Winter Meet)	98	51,794,045
Freehold Raceway (Summer Meet)	91	72,164,363
Garden State Park	0	6,147,897
Meadowlands	170	304,014,107
Sub-Total Harness Tracks	359	\$434,120,412
Total Inter-State Wagering	500	\$727,089,926

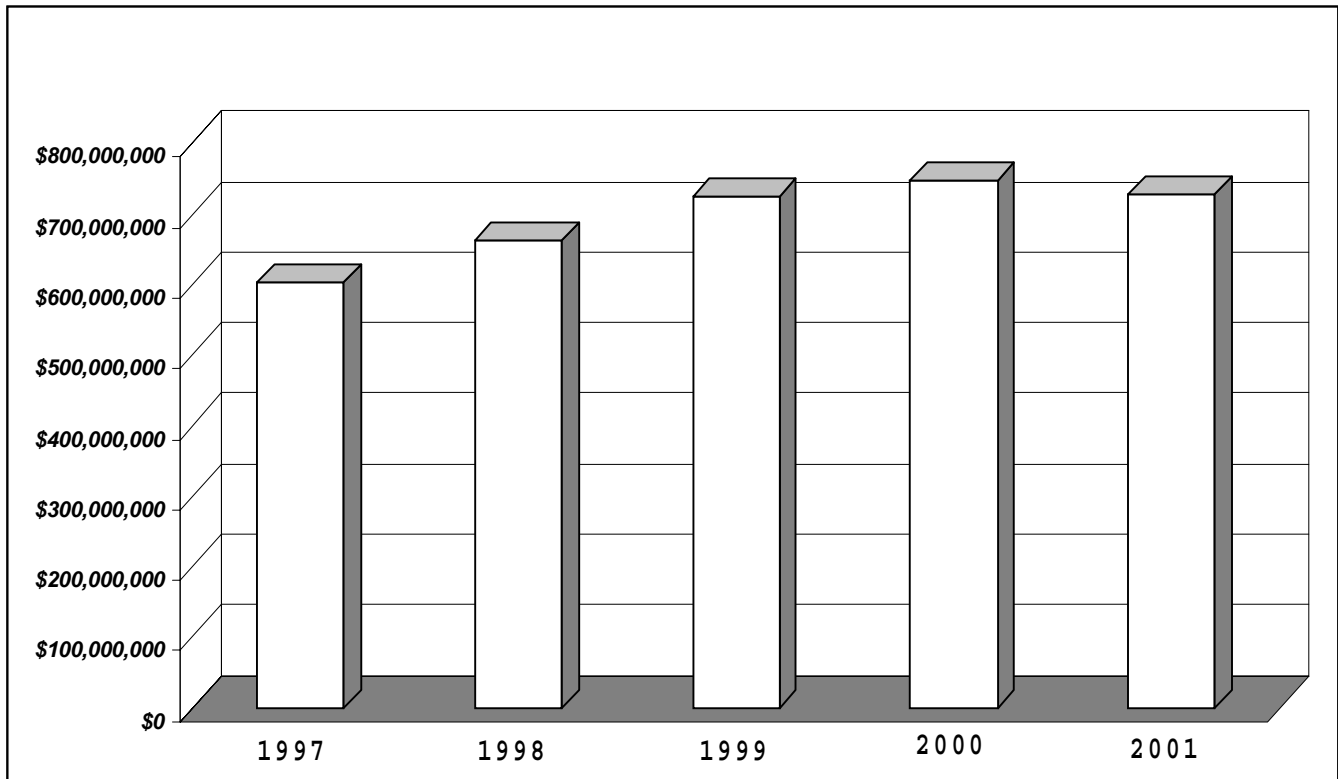
NOTE: Interstate wager is Gross Handle, from All-sources, less NJ Handle

ATTACHMENT 1K

Interstate Simulcasting Handle Received

	1997	1998	1999	2000	2001
Atlantic City Harness	\$38,847,338	\$42,928,846	\$45,336,446	\$47,394,787	\$51,794,045
Atlantic City Racecourse	21,518,573	22,494,230	25,173,913	27,052,073	29,025,373
Freehold Raceway	57,302,361	61,598,948	60,379,462	65,014,849	72,164,363
Garden State Park	91,345,145	94,787,711	90,580,869	85,945,440	36,520,230
Meadowlands Racetrack	280,776,463	311,804,506	366,566,659	383,240,349	403,168,024
Monmouth Park	112,029,476	128,298,788	135,179,856	137,522,934	134,417,891
TOTAL	\$601,819,356	\$661,913,029	\$723,217,205	\$746,170,432	\$727,089,926

ATTACHMENT 1L



ATTACHMENT 1M

SUMMARY OF COMMINGLE HANDLE BY TRACK
1/1/01 thru 12/31/01

OUT-OF-STATE SIGNAL RECEIVED	ATLANTIC CITY RACING ASSOC.		FREEHOLD RACETRACK		GARDEN STATE PARK		MEADOWLANDS RACETRACK		MONMOUTH PARK		TOTAL SIGNAL
		A C H I	F R A	HARNESS	T-BRED	HARNESS	T-BRED	T-BRED	T-BRED		
1 ADIOS @ LADDBROKE	\$1,157	\$0	\$50,165	\$0	\$0	\$89,746	\$0	\$89,746	\$0	\$141,068	
2 AQUEDUCT	2,114,930	7,090,550	3,242,691	165,598	3,075,638	24,167,351	1,499,033	11,054,185	52,409,976	12,954	
3 ALBUQUERQUE	12,954									12,954	
4 ARLINGTON PARK	434,158		1,579,435				2,390,607	3,194,174	3,090,383	10,688,757	
5 AUSTRALIAN RACE						125,547	4,162,690	1,083,164	344,340	5,715,741	
6 BALMORAL	496,910	1,074,266	1,851,930	164,690	799,610	8,171,540	2,528,380	342,669	15,429,995	15,429,995	
7 BAY MEADOWS	251,154	358,464	587,005	68,988	108,287	2,698,775	2,124,656	1,322,278	7,519,607	7,519,607	
8 BELMONT	1,570,568	197,626	4,795,168	537,694		12,629,890	7,775,747	16,144,987	43,651,680	43,651,680	
9 BUELAH	63,110	391,179	176,266				21,197	290,813	88,697	1,031,262	
10 CAL-EXPO	7,564						3,767,158	149,424	380,660	4,304,806	
11 CALDER	1,371,014	337,946	4,778,117	108,600	74,187	8,811,918	5,694,324	5,268,902	26,445,008	26,445,008	
12 CANTERBURY			90,667					33,906	124,573	124,573	
13 CHARLES TOWN	582,713	735,140	1,608,664	39,616	148,387	5,175,730	1,902,615	1,121,311	11,314,176	11,314,176	
14 CHURCHILL	1,006,046	1,305,034	1,806,516	807,537	173,173	9,965,768	1,255,752	6,885,752	23,205,578	23,205,578	
15 COLONIAL DOWNS	139,007		443,465			591,966	64,091	124,965	1,363,494	1,363,494	
16 DELAWARE PK	1,846,709	841,039	3,387,680		405,520	6,786,091	4,629,480	6,120,654	24,017,173	24,017,173	
17 DELMAR	297,876		959,177			2,118,440	3,377,880	2,440,308	9,193,681	9,193,681	
18 DELTA DOWNS		8,504	89,833	429,402	112,419				640,158	640,158	
19 DOVER DOWNS	299,458	1,545,264	646,943		786,862	4,070,080	115,882	237,393	7,701,882	7,701,882	
20 DUBAI	6,484	10,068			6,947	66,622		18,271	108,392	108,392	
21 DUQUIN							126,984		126,984	126,984	
22 ELLIS PARK	262,308		778,181			1,617,993	1,818,144	2,939,286	7,415,912	7,415,912	
23 EMERALD DOWNS						116,732	102,377	36,908	256,017	256,017	
24 EVANGELINE	297,499	366,861	860,390	184,452	137,492	6,755,098	1,413,890	1,161,458	11,177,140	11,177,140	
25 FAIRGROUND	641,896	1,916,850	614,415		1,702,894	8,972,299		3,483,487	17,331,841	17,331,841	
26 FAIRMOUNT					24,426				24,426	24,426	
27 FAIRPLEX	66,606		250,918				681,813	218,346	1,217,683	1,217,683	
28 FINGER LAKES	230,445	219,344	919,572	72,068	36,845	1,979,170	1,270,498	1,142,715	5,870,657	5,870,657	
29 FLAMBORO		6,283	611,765						618,048	618,048	
30 FORT ERIE RACETRACK							823,231	730,806	397,357	1,951,394	
31 FRASIER DOWNS		104,711	66,030						170,741	170,741	
32 GOLDEN GATE	304,402	918,614	489,033		567,730	6,078,187	292,415	1,640,516	10,290,897	10,290,897	
33 GREAT LAKES	118,455			26,577	11,822				156,854	156,854	
34 GULFSTREAM	1,026,008	4,189,114			2,985,735	12,361,606		6,058,379	26,620,842	26,620,842	
35 HARRINGTON	140,847	77,411	774,971	83,214	35,889	1,087,714	980,861	114,305	3,295,212	3,295,212	
36 HAWTHORNE	257,494	418,408	920,091	177,832	19,261	3,027,053	471,462	1,104,148	6,395,749	6,395,749	
37 HAZEL PARK	3,775	4,523		7,631	26,522	245,460	192,100		490,644	490,644	
38 HIALEAH	522,479	2,044,607		328,510	1,177,024	7,179,060		2,958,078	14,209,758	14,209,758	
39 HOLLYWOOD	599,702	554,655	1,366,715	344,214	203,272	10,261,613	420,798	4,605,845	18,356,814	18,356,814	
40 HONG KONG						1,042,343	91,153		1,133,496	1,133,496	
41 HOOSIER PARK	155,483	104,240	1,022,174	22,578	52,478	1,045,483	1,421,747	157,268	3,981,451	3,981,451	
42 KEENELAND	285,581	677,529	377,570		513,066	2,240,418	1,168,267	1,742,972	7,005,403	7,005,403	
43 KENTUCKY	9,677		24,609				128,710	36,782	199,778	199,778	
44 LAUREL	1,095,036	1,642,771	1,505,076		1,265,281	6,268,731	1,370,752	3,652,500	16,800,147	16,800,147	
45 LITTLE BROWN JUG	3,852		120,327				133,973		272,030	272,030	
46 LONE STAR PARK	328,500	607,293	608,924	304,484	335,323	7,664,401		1,097,467	10,946,392	10,946,392	
47 LOS ALAMITOS						1,323,557	217,700		1,568,829	1,568,829	
48 LOUISIANA	341,962		1,171,700			1,112,848	2,561,220	997,968	6,185,698	6,185,698	
49 MAYWOOD	241,619	715,609	1,263,502	72,143	441,633	5,921,485	2,065,496	267,649	10,989,136	10,989,136	
50 MEADOWS	272,752	812,256	1,532,508	91,304	469,951	6,919,877	2,679,638	822,935	13,301,221	13,301,221	
51 MOHAWK	53,721	264,778	647,100	77,914	123,302	2,691,591	1,857,801	289,456	6,005,663	6,005,663	
52 MONTAINEER	659,974	474,602	921,597	75,916	412,523	4,309,302	1,763,403	342,166	8,959,483	8,959,483	
53 MONT'LLO RACEWAY	179,671	1,064,639	1,599,563	16,602	289,772	2,206,943	476,602	403,045	6,236,637	6,236,637	
54 MONTREAL HIPODROME						497,827	201,231	46,703	745,761	745,761	
55 NORTHERN CALIF. FAIR						500,729	412,901	212,032	1,125,662	1,125,662	
56 NORTHFIELD	340,673	1,301,605	1,802,719	34,455	377,598	4,715,927	1,509,312	333,368	10,415,657	10,415,657	
57 NORTHVILLE	10,542	79,745	104,849		52,827				247,963	247,963	
58 OAKLAWN	241,645	1,075,063			1,089,868	5,320,014		1,576,796	9,303,386	9,303,386	
59 OAK TREE @ SANTA	235,672								235,672	235,672	
60 OCEAN DOWNS			150,415			55,565	51,577		257,557	257,557	
61 PENN NATIONAL	792,260	924,056	1,432,223	152,607	802,917	12,759,778	4,547,950	2,612,571	24,024,362	24,024,362	
62 PHILA PARK	2,604,711	2,294,685	3,785,798	391,670	1,958,215	11,947,445	3,997,284	7,448,278	34,428,086	34,428,086	
63 PIMLICO	668,682	1,553,032	1,494,021	627,603	559,148	6,490,301	2,081,425	5,124,459	18,598,671	18,598,671	
64 PLAINRIDGE	10,416	101,877	540,259	17,485	20,856	548,244	416,035	152,985	1,808,157	1,808,157	
65 POCONO	112,040	430,416	1,091,851	41,408	90,290	1,394,349	585,923	74,069	3,820,346	3,820,346	
66 POMPANO	97,032	616,634	692,582	37,663	332,910	1,870,361	101,383	134,632	3,883,197	3,883,197	
67 PRAIRE MEADOWS				78,474		14,021	680,238	101,066	873,799	873,799	
68 RED MILE		230,909	460,245					687,531	1,442,261	1,442,261	
69 REMMINGTON	10,467					51,236			61,703	61,703	
70 RETAMA PARK	161,557		700,896	30,720	12,709	132,136	4,444,916	760,055	6,242,989	6,242,989	
71 RIVERDOWNS			367,108			669,871	222,169	156,575	1,415,723	1,415,723	
72 ROCKINGHAM	119,384		805,261			527,723	382,058	313,485	2,147,911	2,147,911	
73 ROSECROFT	34,085	461,624	1,367,842	46,460	115,680	451,863	266,523	59,144	2,803,221	2,803,221	
74 SAM HOUSTON	345,598	1,085,917	614,630		959,227	9,494,976	820,079	1,594,877	14,915,304	14,915,304	
75 SAN MATEO	22,330								22,330	22,330	
76 SANTA ANITA	480,290	2,136,710	738,264		1,637,538	9,974,016	2,978,150	3,991,111	21,936,079	21,936,079	
77 SARATOGA	926,631	59,300	2,746,194			2,958,750	7,021,161	10,650,018	24,362,054	24,362,054	
78 SCIOTO DOWNS	1,182	44,024	375,691			225,194	241,791	43,853	931,735	931,735	
79 SPORTSMAN'S	146,190	686,760				527,723	1,535,395	359,124	3,255,192	3,255,192	
80 SUFFOLK DOWNS	398,060	705,968	955,927	90,439	557,516	3,322,637	719,173	1,090,274	7,839,994	7,839,994	
81 SUNLAND PARK	37,312		46,163		50,103				133,578	133,578	
82 SYRACUSE MILE			55,079					53,712	108,791	108,791	
83 TAMPA BAY	581,640	2,272,060	235,319		1,491,397	4,138,923		1,192,539	9,911,878	9,911,878	
84 THISTLEDOWN	539,863	595,663	1,395,753	162,751	427,376	2,108,682	1,039,160	669,042	6,938,290	6,938,290	
85 TIMINIUM	17,098		109,756						126,854	126,854	
86 TURF PARADISE	355,606	1,134,082	650,724	50,522	611,278	3,808,940	562,770	933,601	8,107,523	8,107,523	
87 TURFWAY	452,625	1,001,178	773,964		990,897	6,769,162	1,304,294	2,398,817	13,690,937	13,690,937	
88 VERNON DOWNS			140,810						140,810	140,810	
89 WINDSOR	27,072	241,023	389,479	10,811	117,405	580,943	143,649	1,185	1,511,567	1,511,567	
90 WOODBINE	484,480	542,867	1,159,221	122,010	506,642	7,432,982	2,502,746	1,235,529	13,986,477	13,986,477	
91 YAVAPAI	8,988		158,571				0		167,559	167,559	
92 YONKERS	159,686	1,138,669	2,282,296	45,255	368,138	4,553,118	1,645,243	345,347	10,537,752	10,537,752	
TOTAL 2001	\$29,025,373	\$51,794,045	\$72,164,363	\$6,147,897	\$30,372,333	\$304,014,107	\$99,153,917	\$134,417,891	\$727,089,926		

NOTE: 2001 figures through December 31.

ATTACHMENT 1N

NEW JERSEY LIVE AND SIMULCASTING MEETS
 COMMISSION DISTRIBUTION SUMMARY
 2001

F I N A L

NJ-TRACK	RACE DAY	NJ-GROSS HANDLE	TOTAL COMMISSION	TRACK SHARE	PURSE SHARE	STATE SETTLE	CHARITY	SIRE STAKES (HARNESS)	BREED/DEVLP (HARNESS)	BREED/STALL (HARNESS)	BREED/DEVLP (T-BRED)	T. B. A. (T-BRED)	BACKSTRETCH BENEVOLENCE	S.B.O.A. BENEFIT	POSITIVE BREAKAGE	HEADTAX	PAY TO PATRON	WORKERS COMP	
T-BRED TRACK																			
A C R A	10	\$2,126,843	\$421,894	\$240,070	\$154,522	\$0	\$6,077	\$0	\$0	\$0	\$1,063	\$20,043	\$118	\$0	\$10,549	\$0	\$1,694,400	\$4,998	
G S P	15	2,574,497	504,141	348,245	130,917	0	4,514	0	0	0	1,296	18,753	163	0	14,343	0	2,056,012	3,508	
M D L S	44	31,407,755	6,173,668	4,387,012	1,658,167	0	29,306	0	0	0	15,704	80,924	2,555	0	161,744	0	25,072,343	59,564	
M P	72	83,165,942	16,336,599	11,737,117	4,297,738	0	55,027	0	0	0	41,583	197,919	7,216	0	462,931	13,276	66,366,412	145,967	
SUB-TOTAL (T)	141	\$119,275,037	\$23,436,302	\$16,712,443	\$6,241,343	\$0	\$94,925	\$0	\$0	\$0	\$59,646	\$317,640	\$10,052	\$0	\$649,568	\$13,276	\$95,189,168	\$214,037	
HARNESS TRACK																			
A C H I	98	\$28,562,113	\$5,856,189	\$2,730,258	\$2,866,495	\$0	\$10,987	\$187,893	\$9,959	\$16,602	\$0	\$0	\$2,676	\$31,319	\$171,977	\$1,520	\$22,533,947	\$55,876	
F R A	91	25,899,775	5,323,244	2,509,766	2,579,349	0	11,750	168,526	8,935	14,892	0	0	2,355	27,671	147,016	2,016	20,429,515	65,453	
G S P	0	0	0	0	0	0	0	0	0	0	0	0	0	0	0	0	0	0	
M D L S	170	162,484,321	32,630,598	21,076,620	10,345,545	0	48,912	826,714	48,746	89,367	0	0	15,270	179,425	736,663	0	129,117,060	288,083	
SUB-TOTAL (H)	359	\$216,946,209	\$43,810,031	\$26,316,644	\$15,791,389	\$0	\$71,649	\$1,183,133	\$67,640	\$120,861	\$0	\$0	\$20,301	\$238,414	\$1,055,656	\$3,536	\$172,080,522	\$439,833	
TOTAL LIVE-2000	500	\$336,221,246	\$67,246,333	\$43,029,087	\$22,032,732	\$0	\$166,573	\$1,183,133	\$67,640	\$120,861	\$59,646	\$317,640	\$30,353	\$238,414	\$1,705,224	\$16,812	\$267,269,690	\$653,870	
OUT-OF-STATE HANDLE RECEIVED																			
A C R A (T)	6,241	29,025,373	5,864,079	4,572,582	1,128,833	0	0	0	0	0	8,713	150,995	2,956	0	153,146	0	23,008,149	\$68,210	
G S P (T)	2,156	30,372,333	6,314,204	4,641,408	1,502,712	0	0	0	0	0	9,112	157,936	3,037	0	188,127	0	23,870,002	71,375	
M D L S (T)	1,534	99,153,917	20,200,765	13,392,407	6,253,096	0	0	0	0	0	29,746	515,600	9,916	0	490,368	0	78,953,162	233,012	
M P (T)	5,007	134,417,891	26,878,044	18,511,102	7,614,201	0	0	0	0	0	40,326	698,973	13,442	0	632,684	0	106,907,163	315,882	
SUB-TOT (T)	14,938	292,969,514	59,257,092	41,117,499	16,498,842	0	0	0	0	0	87,897	1,523,504	29,351	0	1,464,324	0	232,738,466	688,478	
A C H I (H)	2,657	51,794,045	10,868,212	7,763,825	2,852,259	384	0	157,200	15,538	13,353	0	0	5,180	60,858	228,285	0	40,697,548	0	
F R A (H)	4,178	72,164,363	15,058,888	10,958,411	3,749,194	1,155	0	219,022	21,649	18,601	0	0	7,217	84,793	313,882	0	56,791,593	0	
G S P (H)	477	6,147,897	1,251,826	934,448	289,195	0	0	16,758	1,844	1,743	0	0	615	7,224	31,501	0	4,864,570	0	
M D L S (H)	3,926	304,014,107	62,492,368	41,743,099	19,353,648	2,442	0	829,194	91,271	86,249	0	0	30,424	357,440	1,531,565	0	239,990,175	0	
SUB-TOT (H)	11,238	434,120,412	89,671,293	61,399,782	26,244,295	3,982	0	1,222,174	130,303	119,945	0	0	43,436	510,315	2,105,233	0	342,343,886	0	
TOTAL SIGNAL	26,176	\$727,089,926	\$148,928,386	\$102,517,281	\$42,743,137	\$3,982	\$0	\$1,222,174	\$130,303	\$119,945	\$87,897	\$1,523,504	\$72,786	\$510,315	\$3,569,557	\$0	\$575,082,351	\$688,478	
TOTAL - 2001	26,676	\$1,063,311,172	\$216,174,719	\$145,546,368	\$64,775,869	\$3,982	\$166,573	\$2,405,307	\$197,943	\$240,806	\$147,543	\$1,841,144	\$103,139	\$748,729	\$5,274,781	\$16,812	\$842,352,041	\$1,342,349	

Figures thru: DECEMBER 31 with the exception of Headtax. Workers comp for GSP is prior year's

ATTACHMENT 10

NEW JERSEY RACING COMMISSION
2001 CHARITY DAYS REVENUE

<i>TRACK / DATE</i>	<i>BACKSTRECH BENEVOLENCE</i>	<i>DEVELOPMENTALLY DISABLED</i>	<i>HORSE PARK OF NEW JERSEY</i>	<i>T O T A L CHARITY</i>
<i>A.C. Harness, Inc.</i>				
<i>17-Mar-01</i>			2,648.62	2,648.62
<i>07-Apr-01</i>		2,463.34		2,463.34
<i>21-Apr-01</i>	2,133.41			2,133.41
<i>12-May-01</i>		2,356.24		2,356.24
<i>28-May-01</i>		1,384.90		1,384.90
<i>SUB-TOTAL</i>	\$2,133.41	\$6,204.48	\$2,648.62	\$10,986.51
<i>Atlantic City Racing</i>				
<i>04-May-01</i>	1,445.52			1,445.52
<i>05-May-01</i>		1,240.25		1,240.25
<i>11-May-01</i>		1,092.85		1,092.85
<i>12-May-01</i>		1,259.64		1,259.64
<i>13-May-01</i>			1,038.96	1,038.96
<i>SUB-TOTAL</i>	\$1,445.52	\$3,592.74	\$1,038.96	\$6,077.22
<i>Freehold Raceway</i>				
<i>11-Aug-01</i>	2,382.91			2,382.91
<i>25-Aug-01</i>			2,232.94	2,232.94
<i>03-Sep-01</i>		2,679.98		2,679.98
<i>22-Sep-01</i>		2,407.28		2,407.28
<i>20-Oct-01</i>		2,046.83		2,046.83
<i>SUB-TOTAL</i>	\$2,382.91	\$7,134.09	\$2,232.94	\$11,749.94
<i>Garden State Park (T)</i>				
<i>13-Apr-01</i>		960.60		960.60
<i>14-Apr-01</i>		571.92		571.92
<i>21-Apr-01</i>	1,287.38			1,287.38
<i>27-Apr-01</i>		762.52		762.52
<i>28-Apr-01</i>			931.87	931.87
<i>SUB-TOTAL</i>	\$1,287.38	\$2,295.04	\$931.87	\$4,514.29
<i>Meadowlands (H)</i>				
<i>10-Mar-01</i>	8,132.29			8,132.29
<i>07-Apr-01</i>			7,660.46	7,660.46
<i>19-May-01</i>		7,972.66		7,972.66
<i>02-Jun-01</i>		8,304.77		8,304.77
<i>04-Aug-01</i>		16,842.29		16,842.29
<i>SUB-TOTAL</i>	\$8,132.29	\$33,119.72	\$7,660.46	\$48,912.47
<i>Meadowlands (T)</i>				
<i>03-Sep-01</i>			7,266.17	7,266.17
<i>22-Sep-01</i>		5,337.41		5,337.41
<i>13-Oct-01</i>		5,265.54		5,265.54
<i>27-Oct-01</i>	5,042.86			5,042.86
<i>10-Nov-01</i>		6,394.42		6,394.42
<i>SUB-TOTAL</i>	\$5,042.86	\$16,997.37	\$7,266.17	\$29,306.40
<i>Monmouth Park</i>				
<i>28-May-01</i>		8,391.36		8,391.36
<i>04-Jul-01</i>	8,424.49			8,424.49
<i>14-Jul-01</i>		8,260.89		8,260.89
<i>05-Aug-01</i>		20,763.50		20,763.50
<i>02-Sep-01</i>			9,186.41	9,186.41
<i>SUB-TOTAL</i>	\$8,424.49	\$37,415.75	\$9,186.41	\$55,026.65
CHARITY thru 12/31	\$28,848.86	\$106,759.19	\$30,965.43	\$166,573.48

ATTACHMENT 2A

Summary of Pari-Mutuel Activity

Atlantic City Casinos

1/1/01 through 12/31/01

Host Track	Showboat	Trump Taj Mahal	Resorts	Sands	Caesar's	Bally's Park Place	Trump Marina	Tropicana	Hub Total
New Jersey Signals Received									
Atlantic City Harness, Inc.	78,094	186,732	148,126	81,154	174,419	339,926	71,014	153,614	1,233,079
Freehold	80,820	162,355	178,015	62,537	196,079	334,280	79,923	150,853	1,244,862
Garden State Park - Harness	0	0	0	0	0	0	0	0	0
Meadowlands - Harness	432,125	953,368	710,860	369,826	1,134,217	1,784,769	429,784	720,023	6,534,972
Garden State Park - Thoroughbred	0	0	0	0	0	0	0	0	0
Meadowlands - Thoroughbred	102,972	155,610	192,408	79,696	224,110	377,847	113,547	246,899	1,493,089
Monmouth Park - Thoroughbred	188,789	353,636	375,084	219,607	730,458	927,288	503,521	584,784	3,883,167
Total N.J. Signals Received	882,800	1,811,701	1,604,493	812,820	2,459,283	3,764,110	1,197,789	1,856,173	14,389,169
Out-of-State Signals Received									
Adios at Ladbroke	0	0	0	811	2,615	5,488	301	910	10,125
Aqueduct	488,525	1,116,661	1,037,124	610,965	1,496,417	2,413,009	593,743	1,222,586	8,979,030
Albuquerque	3,198	6,177	7,834	4,325	9,923	13,436	1,825	7,507	54,225
Arlington	61,259	137,882	179,805	92,455	260,471	402,636	172,312	223,702	1,530,522
Balmoral	0	402,216	407,405	198,950	400,843	718,177	66,486	359,044	2,553,121
Bay Meadows	52,368	161,089	173,001	88,668	183,212	354,540	162,758	164,799	1,340,435
Belmont Park	311,459	731,145	707,134	405,428	1,328,776	1,716,915	571,933	967,539	6,740,329
Buelah & Riverdowns	12,232	37,658	42,567	36,643	74,447	104,144	26,614	77,105	411,410
Cal-Expo	0	92,490	124,247	26,226	0	291,203	6,800	123,935	664,901
Calder	230,879	401,076	488,620	257,515	684,256	1,065,242	267,683	606,958	4,002,229
Canterbury Park	399	1,874	1,219	1,773	4,138	5,734	318	1,408	16,863
Charletown	147,168	285,008	309,125	132,836	377,478	630,275	139,278	304,031	2,325,199
Churchill Downs	139,725	333,511	317,167	188,749	607,137	875,458	251,118	569,296	3,282,161
Colonial Downs	14,818	38,089	46,758	25,344	72,209	103,946	31,514	65,113	397,791
Delaware Park	255,762	421,034	563,560	289,400	664,881	1,181,885	327,762	653,031	4,357,315
Del Mar	73,935	209,569	152,388	77,705	259,421	362,177	264,691	214,671	1,614,557
Dover Downs	79,858	221,414	172,716	97,070	200,526	374,268	50,363	174,749	1,370,964
Ellis Park	32,917	84,163	90,373	48,506	148,241	215,153	95,016	145,228	859,597
Fairplex T	13,339	32,144	40,116	20,010	38,527	70,540	20,884	31,452	1,126,609
Fair Grounds	96,413	251,806	262,236	142,296	362,082	597,349	150,041	263,926	2,126,149
Finger Lakes	46,406	157,958	182,264	101,039	226,090	401,071	77,565	201,485	1,393,878
Golden Gate	71,223	212,587	150,374	95,589	214,859	385,207	68,431	187,273	1,385,543
Great Lakes Down	26,014	63,176	60,056	37,454	86,870	137,318	26,197	76,415	513,500
Gulfstream	169,110	459,735	411,665	244,209	501,451	890,942	278,278	410,827	3,366,217
Harrington Raceway	41,674	96,733	124,189	43,770	88,190	159,608	24,249	78,604	657,017
Hawthorne T	34,200	100,175	110,730	61,162	149,534	246,880	44,369	128,838	875,888
Hialeah	79,170	157,074	197,808	105,628	247,707	392,231	110,176	202,377	1,492,171
Hollywood	133,096	393,624	282,317	155,354	496,771	665,759	188,255	397,929	2,713,105
Hoosier Park T	248	83,604	97,264	37,678	112,450	181,077	38,888	100,080	651,289
Keeneland	36,700	95,802	108,197	59,373	142,230	238,067	51,098	131,250	862,717

Laurel	138,180	297,165	380,683	201,654	419,417	784,092	182,779	394,136	2,798,106
Lone Star	0	103,976	137,949	67,601	214,136	283,039	45,360	146,030	998,091
Los Alamitos Q	0	79,144	154,617	36,724	2,372	339,308	986	154,088	767,239
Louisiana Downs	51,981	123,227	162,786	84,758	223,368	327,789	87,295	138,820	1,200,024
Maywood	0	254,604	211,533	107,591	227,583	389,903	50,455	201,183	1,442,852
Meadows	118,539	243,270	234,990	114,136	225,385	421,564	74,955	183,241	1,616,080
Monticello Raceway H	48,686	141,635	165,689	77,537	167,926	345,683	62,193	159,968	1,169,317
Mountaineer	192,066	377,814	348,641	188,389	435,151	811,531	134,244	374,732	2,862,568
Northfield	132,606	389,362	352,331	144,341	365,479	647,398	99,095	305,687	2,436,299
Oaklawn	32,536	100,988	102,965	60,964	150,808	258,175	58,617	104,523	869,576
Oak Tree @ Santa Anita	49,980	111,650	116,953	50,606	155,893	244,914	90,599	146,743	967,338
Penn National	167,434	333,875	319,825	179,472	402,190	718,714	149,489	350,490	2,621,489
Philadelphia Park	328,483	590,063	684,299	421,835	864,190	1,486,389	426,210	794,138	5,595,607
Pimlico	82,004	216,925	257,560	146,148	383,896	538,859	170,339	306,439	2,102,170
Pocono Downs	35,967	115,699	0	0	139,912	202,400	27,778	113,831	635,587
Pompano	17,640	131,819	110,616	55,325	138,474	217,015	35,616	98,317	804,822
Rosecroft	0	77,598	90,812	27,900	72,961	124,951	25,910	74,174	494,306
Rockingham	27,694	61,857	74,254	41,751	97,578	151,280	32,448	84,923	571,785
Sam Houston	0	197,554	157,177	97,952	252,800	431,706	61,021	193,045	1,391,255
Santa Anita	119,137	293,943	238,611	150,150	375,783	591,847	189,795	436,710	2,395,976
San Mateo	9,825	19,937	21,547	11,267	26,431	47,682	7,538	22,569	166,796
Saratoga	167,768	423,073	383,279	209,332	626,346	1,094,480	712,727	631,667	4,248,672
Sportsman Park T	22,924	69,865	75,011	51,550	99,831	163,099	35,442	83,023	600,745
Suffolk Downs	59,322	146,981	154,992	93,521	220,210	397,341	58,129	195,082	1,325,578
Tampa Bay Downs	51,982	191,803	185,091	119,792	258,812	464,125	87,135	217,678	1,576,418
Thistledown	66,207	237,397	295,154	136,771	392,475	581,749	115,590	396,671	2,222,014
Timonium	1,961	8,121	9,496	4,749	9,397	19,552	2,218	9,907	65,401
Turf Paradise	80,004	246,524	232,753	148,986	324,361	528,276	110,211	313,261	1,984,376
Turfway	69,038	169,112	151,336	98,263	247,462	360,827	81,688	184,474	1,362,200
Yonkers	166,512	420,893	387,302	154,507	357,761	597,993	120,288	316,099	2,521,355
Total Out-of-State Signals Received	4,890,571	12,961,348	13,046,511	6,970,503	17,320,140	28,771,416	7,445,096	15,223,717	106,629,302
Total Pari-Mutuel Activity	5,773,371	14,773,049	14,651,004	7,783,323	19,779,423	32,535,526	8,642,885	17,079,890	121,018,471

ATTACHMENT 2B

**Pari-Mutuel Takeout
Atlantic City Casinos
In-State & Out-of-State Simulcasting
1/1/01 through 12/31/01**

	<u>Showboat</u>	<u>Trump Taj Mahal</u>	<u>Resorts</u>	<u>Sands</u>	<u>Caesar's</u>	<u>Bally's Park Place</u>	<u>Trump Marina</u>	<u>Tropicana</u>	<u>Hub Total</u>
Racing Days									
Casino Simulcasting Fund	28,880.94	73,883.34	73,273.07	38,933.56	98,914.80	162,696.15	43,230.65	85,417.51	605,230.02
Casino - Placement of Signal	148,657.38	394,396.59	395,779.17	212,190.48	528,972.87	877,139.55	228,751.47	465,710.64	3,251,598.15
A.C.R.A. Contingency Fund - State	0.00	0.00	0.00	0.00	0.00	0.00	0.00	0.00	0.00
Casino Share	496,361.90	1,250,402.86	1,254,941.14	668,218.25	1,668,981.87	2,777,702.40	724,188.55	1,458,797.08	10,299,594.05
Special Trust - Harness									
Sire Stakes	8,474.65	21,770.15	21,213.38	11,222.10	28,466.29	47,202.25	12,067.00	24,261.01	174,676.83
Track Purses	5,909.99	15,105.70	14,610.88	7,726.37	19,695.46	32,612.43	8,323.25	16,664.51	120,648.59
Breeder & Stallion Awards	797.61	2,040.05	1,976.80	1,044.79	2,662.13	4,408.48	1,125.93	2,255.46	16,311.25
Special Trust - Thoroughbred									
Thoroughbred Breeders	13,691.92	34,957.63	35,461.82	18,930.47	48,080.95	78,462.31	21,706.60	42,225.95	293,517.65
Breeding & Development									
Harness	911.27	2,335.13	2,268.61	1,200.07	3,049.76	5,053.71	1,291.10	2,591.33	18,700.98
Thoroughbred	821.56	2,097.30	2,127.74	1,135.84	2,884.66	4,707.43	1,301.97	2,533.58	17,610.08
Purse Allocation									
In State	41,023.52	82,800.28	73,760.70	37,353.91	112,061.21	173,563.53	55,183.31	85,985.28	661,731.74
Out of State	164,796.75	432,761.90	442,509.01	237,420.24	575,594.24	970,399.66	244,141.61	513,862.98	3,581,486.39
Track Share allocation									
In State	40,989.21	82,775.29	73,748.06	37,313.02	111,994.18	173,465.62	55,152.47	85,826.15	661,264.00
Out of State	164,796.33	432,761.31	442,508.16	237,419.32	575,593.81	970,399.52	244,141.97	513,863.29	3,581,483.71
Casino Simulcasting Special Fund	53,654.55	140,899.80	144,072.64	77,299.15	187,402.86	315,943.40	79,487.58	167,304.00	1,166,063.98
Total Commissions	1,169,767.58	2,968,987.33	2,978,251.18	1,587,407.57	3,964,355.09	6,593,756.44	1,720,093.46	3,467,298.77	24,449,917.42
Breakage	29,981.33	80,327.83	80,486.69	38,590.57	95,378.01	170,503.18	39,981.35	90,301.60	625,550.56
Total Amount Distributed	1,199,748.91	3,049,315.16	3,058,737.87	1,625,998.14	4,059,733.10	6,764,259.62	1,760,074.81	3,557,600.37	25,075,467.98
Amount Returned to Patron	4,573,622.09	11,723,733.84	11,592,266.13	6,157,324.86	15,719,689.90	25,771,266.38	6,882,810.19	13,522,289.63	95,943,003.02
Total Pari-Mutuel Handle	5,773,371.00	14,773,049.00	14,651,004.00	7,783,323.00	19,779,423.00	32,535,526.00	8,642,885.00	17,079,890.00	121,018,471.00

ATTACHMENT 2C

**Pari-Mutuel Takeout
Atlantic City Casinos
In-State Simulcasting
1/1/01 through 12/31/01**

	<u>Showboat</u>	<u>Trump Taj Mahal</u>	<u>Resorts</u>	<u>Sands</u>	<u>Caesar's</u>	<u>Bally's Park Place</u>	<u>Trump Marina</u>	<u>Tropicana</u>	<u>Hub Total</u>
Racing Days									
Casino Simulcasting Fund	4,416.30	9,060.78	8,025.02	4,065.83	12,298.89	18,822.92	5,991.08	9,283.14	71,963.96
Casino - Placement of Signal	0.00	0.00	0.00	0.00	0.00	0.00	0.00	0.00	
A.C.R.A. Contingency Fund - State	0.00	0.00	0.00	0.00	0.00	0.00	0.00	0.00	0.00
Casino Share	87,161.90	175,244.85	156,666.40	79,097.21	238,556.05	368,432.65	116,920.39	183,042.05	1,405,121.50
Special Trust - Harness									
Sire Stakes	1,541.84	3,397.58	2,719.97	1,341.58	4,849.02	22,923.54	1,513.45	2,681.65	40,968.63
Track Purses	1,249.38	2,753.81	2,178.73	1,083.81	4,000.50	19,509.14	1,229.09	2,157.53	34,161.99
Breeder & Stallion Awards	163.89	361.27	286.42	142.23	523.19	2,537.99	161.16	283.28	4,459.43
Special Trust - Thoroughbred									
Thoroughbred Breeders	1,459.13	21,963.82	2,837.82	1,496.44	5,171.79	13,992.41	3,085.71	4,158.76	54,165.88
Breeding & Development									
Harness	177.27	390.58	311.16	154.02	562.34	2,698.23	174.24	307.23	4,775.07
Thoroughbred	153.43	1,317.72	170.29	89.79	310.30	839.43	185.11	249.48	3,315.55
Purse Allocation									
In State	41,023.52	82,800.28	73,760.70	37,353.91	112,061.21	173,563.53	55,183.31	85,985.28	661,731.74
Out of State	0.00	0.00	0.00	0.00	0.00	0.00	0.00	0.00	0.00
Track Share Allocation									
In State	40,989.21	82,775.29	73,749.06	37,313.02	111,994.18	173,465.62	55,152.47	85,826.15	661,265.00
Out of State	0.00	0.00	0.00	0.00	0.00	0.00	0.00	0.00	0.00
Casino Simulcasting Special Fund	0.00	0.00	0.00	0.00	0.00	0.00	0.00	0.00	0.00
Total Commissions	<u>178,335.87</u>	<u>380,065.98</u>	<u>320,705.57</u>	<u>162,137.84</u>	<u>490,327.47</u>	<u>796,785.46</u>	<u>239,596.01</u>	<u>373,974.55</u>	<u>2,941,928.75</u>
Breakage	4,401.71	10,160.11	9,372.56	3,984.86	11,951.16	19,188.93	5,804.63	10,616.97	75,480.93
Total Amount Distributed	<u>182,737.58</u>	<u>390,226.09</u>	<u>330,078.13</u>	<u>166,122.70</u>	<u>502,278.63</u>	<u>815,974.39</u>	<u>245,400.64</u>	<u>384,591.52</u>	<u>3,017,409.68</u>
Amount Returned to Patron	700,062.42	1,421,474.91	1,274,414.87	646,697.30	1,957,004.37	2,948,135.61	952,388.36	1,471,581.48	11,371,759.32
Total Pari-Mutuel Handle	<u>882,800.00</u>	<u>1,811,701.00</u>	<u>1,604,493.00</u>	<u>812,820.00</u>	<u>2,459,283.00</u>	<u>3,764,110.00</u>	<u>1,197,789.00</u>	<u>1,856,173.00</u>	<u>14,389,169.00</u>

ATTACHMENT 2D

**Pari-Mutuel Takeout
Atlantic City Casinos
Out-of-State Simulcasting
1/1/01 through 12/31/01**

	<u>Showboat</u>	<u>Trump Taj Mahal</u>	<u>Resorts</u>	<u>Sands</u>	<u>Caesar's</u>	<u>Bally's Park Place</u>	<u>Trump Marina</u>	<u>Tropicana</u>	<u>Hub Total</u>
Racing Days									
Casino Simulcasting Fund	24,464.64	64,822.56	65,248.05	34,867.73	86,615.91	143,873.23	37,239.57	76,134.37	533,266.06
Casino - Placement of Signal	148,657.38	394,396.59	395,779.17	212,190.48	528,972.87	877,139.55	228,751.47	465,710.64	3,251,598.15
A.C.R.A. Contingency Fund - State	0.00	0.00	0.00	0.00	0.00	0.00	0.00	0.00	0.00
Casino Share	409,200.00	1,075,158.01	1,098,274.74	589,121.04	1,430,425.82	2,409,269.75	607,268.16	1,275,755.03	8,894,472.55
Special Trust - Harness									
Sire Stakes	6,932.81	18,372.57	18,493.41	9,880.52	23,617.27	24,278.71	10,553.55	21,579.36	133,708.20
Track Purses	4,660.61	12,351.89	12,432.15	6,642.56	15,694.96	13,103.29	7,094.16	14,506.98	86,486.60
Breeder & Stallion Awards	633.72	1,678.78	1,690.38	902.56	2,138.94	1,870.49	964.77	1,972.18	11,851.82
Special Trust - Thoroughbred									
Thoroughbred Breeders	12,232.79	12,993.81	32,624.00	17,434.03	42,909.16	64,469.90	18,620.89	38,067.19	239,351.77
Breeding & Development									
Harness	734.00	1,944.55	1,957.45	1,046.05	2,487.42	2,355.48	1,116.86	2,284.10	13,925.91
Thoroughbred	668.13	779.58	1,957.45	1,046.05	2,574.36	3,868.00	1,116.86	2,284.10	14,294.53
Purse Allocation									
In State	0.00	0.00	0.00	0.00	0.00	0.00	0.00	0.00	0.00
Out of State	164,796.75	432,761.90	442,509.01	237,420.24	575,594.24	970,399.66	244,141.61	513,862.98	3,581,486.39
Track Share allocation									
In State	0.00	0.00	0.00	0.00	0.00	0.00	0.00	0.00	0.00
Out of State	164,796.33	432,761.31	442,508.16	237,419.32	575,593.81	970,399.52	244,141.97	513,863.29	3,581,483.71
Casino Simulcasting Special Fund	53,654.55	140,899.80	144,072.64	77,299.15	187,402.86	315,943.40	79,487.58	167,304.00	1,166,063.98
Total Commissions	991,431.71	2,588,921.35	2,657,545.61	1,425,269.73	3,474,027.62	5,796,970.98	1,480,497.45	3,093,324.22	21,507,988.67
Breakage	25,579.62	70,167.72	71,114.13	34,605.71	83,426.85	151,314.25	34,176.72	79,684.63	550,069.63
Total Amount Distributed	1,017,011.33	2,659,089.07	2,728,659.74	1,459,875.44	3,557,454.47	5,948,285.23	1,514,674.17	3,173,008.85	22,058,058.30
Amount Returned to Patron	3,873,559.67	10,302,258.93	10,317,851.26	5,510,627.56	13,762,685.53	22,823,130.77	5,930,421.83	12,050,708.15	84,571,243.70
Total Pari-Mutuel Handle	4,890,571.00	12,961,348.00	13,046,511.00	6,970,503.00	17,320,140.00	28,771,416.00	7,445,096.00	15,223,717.00	106,629,302.00

ATTACHMENT 3A

**State of New Jersey
 Department of Law & Public Safety
 New Jersey Racing Commission
 Revenue to State
 2001
 January 1, 2001 through December 31, 2001**

Racing Association / Source	Expired Outstanding Pari-Muteul Tickets	License Fees	Total State Revenue
Atlantic City Racing Assoc.	\$9,896.43	\$13,995.00	\$23,891.43
Freehold Raceway	\$68,517.31	\$104,210.00	\$172,727.31
Garden State Park (H)	\$20,150.15	\$86,785.00	\$106,935.15
Meadowlands	\$361,593.24	\$202,600.00	\$564,193.24
Monmouth Park	\$189,099.47	\$103,730.00	\$292,829.47
Trenton	--	195,320.00	\$195,320.00
<hr/>			
Total State Revenues	\$649,256.60	\$706,640.00	\$1,35,896.60
<hr/> <hr/>			

ATTACHMENT 3B

**CY 2001 License Revenue Received
Harness**

Note: All license data is based on transactions that occurred in CY 2001.

Cat	Classification	Fee	ACHI		Freehold		Garden State		Meadowlands		Trenton		Monmouth		Total	
			Qty	Total	Qty	Total	Qty	Total	Qty	Total	Qty	Total	Qty	Total	Qty	Total
All Licenses Issued in CY 2001																
1	Owner	\$50		\$0	745	\$37,250	19	\$950	934	\$46,700	682	\$34,100	4	\$200	2,384	\$119,200
2	Trainer	\$50		\$0	192	\$9,600		\$0	209	\$10,450	61	\$3,050		\$0	462	\$23,100
3	Assistant Trainer	\$50		\$0		\$0		\$0		\$0		\$0		\$0	0	\$0
4	Driver	\$50		\$0	96	\$4,800		\$0	107	\$5,350	23	\$1,150		\$0	226	\$11,300
5	Driver / Trainer	\$50		\$0	266	\$13,300	2	\$100	224	\$11,200	64	\$3,200		\$0	556	\$27,800
6	Jockey	\$50		\$0		\$0		\$0		\$0		\$0		\$0	0	\$0
7	Jockey Apprentice	\$30		\$0		\$0		\$0		\$0		\$0		\$0	0	\$0
8	Jockey Agent	\$50		\$0		\$0		\$0		\$0		\$0		\$0	0	\$0
9	Stable Employee	\$5		\$0	509	\$2,545		\$0	579	\$2,895		\$0		\$0	1,088	\$5,440
10	C.I.D.	\$10		\$0	175	\$1,750		\$0	665	\$6,650	2,304	\$23,040		\$0	3,144	\$31,440
11	C.I.D. - Vendors	\$10		\$0	79	\$790		\$0	670	\$6,700	427	\$4,270		\$0	1,176	\$11,760
12	Pari-Mutuel Employee	\$25		\$0	86	\$2,150		\$0	88	\$2,200	765	\$19,125		\$0	939	\$23,475
13	Veterinarian	\$50		\$0	30	\$1,500		\$0	12	\$600		\$0		\$0	42	\$2,100
14	Valet	\$20		\$0		\$0		\$0		\$0		\$0		\$0	0	\$0
15	Plater	\$20		\$0	3	\$60		\$0	5	\$100		\$0		\$0	8	\$160
16	Vendor	\$50		\$0	15	\$750		\$0	22	\$1,100		\$0		\$0	37	\$1,850
17	Stable Name	\$50		\$0	73	\$3,650	2	\$100	235	\$11,750	97	\$4,850		\$0	407	\$20,350
18	Multiple Ownership	\$50		\$0	123	\$6,150	2	\$100	390	\$19,500	59	\$2,950		\$0	574	\$28,700
19	Corporate Stable Name	\$50		\$0	15	\$750	2	\$100	71	\$3,550	48	\$2,400		\$0	136	\$6,800
20	Authorized Agent	\$50		\$0		\$0		\$0	4	\$200		\$0		\$0	4	\$200
21	Off-Track Stables	\$50		\$0		\$0	3	\$150		\$0	24	\$1,200		\$0	27	\$1,350
23	Veterinarian - NJRC	\$0		\$0	4	\$0		\$0	10	\$0		\$0		\$0	14	\$0
25	C.I.D. - NJRC	\$0		\$0	17	\$0		\$0	26	\$0		\$0		\$0	43	\$0
26	Off-Track Proprietors	\$0		\$0		\$0		\$0		\$0		\$0		\$0	0	\$0
27	Official - NJRC	\$0		\$0	3	\$0		\$0	7	\$0		\$0		\$0	10	\$0
28	Partnership	\$0		\$0	23	\$0		\$0	19	\$0	34	\$0		\$0	76	\$0
31	Owner - 3 Year	\$150		\$0	93	\$13,950	16	\$2,400	252	\$37,800	245	\$36,750	2	\$300	608	\$91,200
All Licenses w/dups Issued in CY 2001			0	\$0	2,547	\$98,995	46	\$3,900	4,529	\$166,745	4,833	\$136,085	6	\$500	11,961	\$406,225
DUP	Duplicate License Fees	\$5		\$0	9	\$45		\$0	87	\$435		\$0		\$0	96	\$480
Total Licenses w/dups Issued in CY 2001				\$0		\$99,040		\$3,900		\$167,180		\$136,085		\$500		\$406,705

ATTACHMENT 3C

**CY 2001 License Revenue Received
Thoroughbred**

Note: All license data is based on transactions that occurred in CY 2001.

Cat	Classification	Fee	AC		Freehold		Garden State		Meadowlands		Trenton		Monmouth		Total	
			Qty	Total	Qty	Total	Qty	Total	Qty	Total	Qty	Total	Qty	Total	Qty	Total
All Licenses Issued in CY 2001																
1	Owner	\$50	134	\$6,700	19	\$950	533	\$26,650	275	\$13,750	265	\$13,250	580	\$29,000	1,806	\$90,300
2	Trainer	\$50	74	\$3,700	9	\$450	330	\$16,500	89	\$4,450	51	\$2,550	238	\$11,900	791	\$39,550
3	Assistant Trainer	\$50	2	\$100		\$0	12	\$600	17	\$850		\$0	77	\$3,850	108	\$5,400
4	Driver	\$50		\$0		\$0		\$0		\$0		\$0		\$0	0	\$0
5	Driver / Trainer	\$50		\$0		\$0		\$0		\$0		\$0		\$0	0	\$0
6	Jockey	\$50	26	\$1,300		\$0	79	\$3,950	29	\$1,450	3	\$150	52	\$2,600	189	\$9,450
7	Jockey Apprentice	\$30	4	\$120		\$0	11	\$330	4	\$120		\$0	8	\$240	27	\$810
8	Jockey Agent	\$50		\$0		\$0	4	\$200		\$0		\$0	15	\$750	19	\$950
9	Stable Employee	\$5	5	\$25	1	\$5	58	\$290	80	\$400	1	\$5	897	\$4,485	1,042	\$5,210
10	C.I.D.	\$10	24	\$240	135	\$1,350	137	\$1,370	154	\$1,540	646	\$6,460	464	\$4,640	1,560	\$15,600
11	C.I.D. - Vendors	\$10		\$0	14	\$140	74	\$740	72	\$720	33	\$330	333	\$3,330	526	\$5,260
12	Pari-Mutuel Employee	\$25	2	\$50	73	\$1,825	75	\$1,875		\$0	242	\$6,050	163	\$4,075	555	\$13,875
13	Veterinarian	\$50		\$0		\$0	5	\$250		\$0		\$0	16	\$800	21	\$1,050
14	Valet	\$20	2	\$40		\$0	11	\$220		\$0	2	\$40	7	\$140	22	\$440
15	Plater	\$20	1	\$20		\$0	3	\$60	1	\$20		\$0	10	\$200	15	\$300
16	Vendor	\$50		\$0	2	\$100	12	\$600	3	\$150	1	\$50	18	\$900	36	\$1,800
17	Stable Name	\$50	24	\$1,200	4	\$200	173	\$8,650	79	\$3,950	68	\$3,400	217	\$10,850	565	\$28,250
18	Multiple Ownership	\$50	1	\$50		\$0	4	\$200	10	\$500	4	\$200	24	\$1,200	43	\$2,150
19	Corporate Stable Name	\$50	2	\$100		\$0	27	\$1,350	11	\$550	21	\$1,050	22	\$1,100	83	\$4,150
20	Authorized Agent	\$50	1	\$50		\$0		\$0	2	\$100	1	\$50	12	\$600	16	\$800
21	Off-Track Stables	\$50		\$0		\$0	3	\$150		\$0	30	\$1,500		\$0	33	\$1,650
23	Veterinarian - NJRC	\$0		\$0		\$0	5	\$0		\$0		\$0		\$0	5	\$0
25	C.I.D. - NJRC	\$0	1	\$0		\$0	17	\$0	2	\$0		\$0	9	\$0	29	\$0
26	Off-Track Proprietors	\$0		\$0		\$0		\$0		\$0		\$0	4	\$0	4	\$0
27	Official - NJRC	\$0		\$0		\$0	1	\$0		\$0		\$0	4	\$0	5	\$0
28	Partnership	\$0		\$0		\$0		\$0	2	\$0	10	\$0	6	\$0	18	\$0
31	Owner - 3 Year	\$150	2	\$300	1	\$150	126	\$18,900	45	\$6,750	161	\$24,150	150	\$22,500	485	\$72,750
All Licenses wo/dups Issued in CY 2001			305	\$13,995	258	\$5,170	1,700	\$82,885	875	\$35,300	1,539	\$59,235	3,326	\$103,160	8,003	\$299,745
DUP	Duplicate License Fees	\$5		\$0		\$0		\$0	24	\$120		\$0	14	\$70	38	\$190
Total Licenses w/dups Issued in CY 2001				<u>\$13,995</u>		<u>\$5,170</u>		<u>\$82,885</u>		<u>\$35,420</u>		<u>\$59,235</u>		<u>\$103,230</u>		<u>\$299,935</u>

ATTACHMENT 3D

CY 2001 License Revenue Received Harness and Thoroughbred Combined

Note: All license data is based on transactions that occurred in CY 2001.

Cat	Classification	Fee	ACHI / AC		Freehold		Garden State		Meadowlands		Trenton		Monmouth		Total	
			Qty	Total	Qty	Total	Qty	Total	Qty	Total	Qty	Total	Qty	Total	Qty	Total
All Licenses Issued in CY 2001																
1	Owner	\$50	134	\$6,700	764	\$38,200	552	\$27,600	1,209	\$60,450	947	\$47,350	584	\$29,200	4,190	\$209,500
2	Trainer	\$50	74	\$3,700	201	\$10,050	330	\$16,500	298	\$14,900	112	\$5,600	238	\$11,900	1,253	\$62,650
3	Assistant Trainer	\$50	2	\$100	0	\$0	12	\$600	17	\$850	0	\$0	77	\$3,850	108	\$5,400
4	Driver	\$50	0	\$0	96	\$4,800	0	\$0	107	\$5,350	23	\$1,150	0	\$0	226	\$11,300
5	Driver / Trainer	\$50	0	\$0	266	\$13,300	2	\$100	224	\$11,200	64	\$3,200	0	\$0	556	\$27,800
6	Jockey	\$50	26	\$1,300	0	\$0	79	\$3,950	29	\$1,450	3	\$150	52	\$2,600	189	\$9,450
7	Jockey Apprentice	\$30	4	\$120	0	\$0	11	\$330	4	\$120	0	\$0	8	\$240	27	\$810
8	Jockey Agent	\$50	0	\$0	0	\$0	4	\$200	0	\$0	0	\$0	15	\$750	19	\$950
9	Stable Employee	\$5	5	\$25	510	\$2,550	58	\$290	659	\$3,295	1	\$5	897	\$4,485	2,130	\$10,650
10	C.I.D.	\$10	24	\$240	310	\$3,100	137	\$1,370	819	\$8,190	2,950	\$29,500	464	\$4,640	4,704	\$47,040
11	C.I.D. - Vendors	\$10	0	\$0	93	\$930	74	\$740	742	\$7,420	460	\$4,600	333	\$3,330	1,702	\$17,020
12	Pari-Mutuel Employee	\$25	2	\$50	159	\$3,975	75	\$1,875	88	\$2,200	1,007	\$25,175	163	\$4,075	1,494	\$37,350
13	Veterinarian	\$50	0	\$0	30	\$1,500	5	\$250	12	\$600	0	\$0	16	\$800	63	\$3,150
14	Valet	\$20	2	\$40	0	\$0	11	\$220	0	\$0	2	\$40	7	\$140	22	\$440
15	Plater	\$20	1	\$20	3	\$60	3	\$60	6	\$120	0	\$0	10	\$200	23	\$460
16	Vendor	\$50	0	\$0	17	\$850	12	\$600	25	\$1,250	1	\$50	18	\$900	73	\$3,650
17	Stable Name	\$50	24	\$1,200	77	\$3,850	175	\$8,750	314	\$15,700	165	\$8,250	217	\$10,850	972	\$48,600
18	Multiple Ownership	\$50	1	\$50	123	\$6,150	6	\$300	400	\$20,000	63	\$3,150	24	\$1,200	617	\$30,850
19	Corporate Stable Name	\$50	2	\$100	15	\$750	29	\$1,450	82	\$4,100	69	\$3,450	22	\$1,100	219	\$10,950
20	Authorized Agent	\$50	1	\$50	0	\$0	0	\$0	6	\$300	1	\$50	12	\$600	20	\$1,000
21	Off-Track Stables	\$50	0	\$0	0	\$0	6	\$300	0	\$0	54	\$2,700	0	\$0	60	\$3,000
23	Veterinarian - NJRC	\$0	0	\$0	4	\$0	5	\$0	10	\$0	0	\$0	0	\$0	19	\$0
25	C.I.D. - NJRC	\$0	1	\$0	17	\$0	17	\$0	28	\$0	0	\$0	9	\$0	72	\$0
26	Off-Track Proprietors	\$0	0	\$0	0	\$0	0	\$0	0	\$0	0	\$0	4	\$0	4	\$0
27	Official - NJRC	\$0	0	\$0	3	\$0	1	\$0	7	\$0	0	\$0	4	\$0	15	\$0
28	Partnership	\$0	0	\$0	23	\$0	0	\$0	21	\$0	44	\$0	6	\$0	94	\$0
31	Owner - 3 Year	\$150	2	\$300	94	\$14,100	142	\$21,300	297	\$44,550	406	\$60,900	152	\$22,800	1,093	\$163,950
All Licenses wo/dups Issued in CY 2001			305	\$13,995	2,805	\$104,165	1,746	\$86,785	5,404	\$202,045	6,372	\$195,320	3,332	\$103,660	19,964	\$705,970
DUP	Duplicate License Fees	\$5	0	\$0	9	\$45	0	\$0	111	\$555	0	\$0	14	\$70	134	\$670
Total Licenses w/dups Issued in CY 2001				\$13,995		\$104,210		\$86,785		\$202,600		\$195,320		\$103,730		\$706,640

ACTUAL EXPIRED OUT PER TOTE

Date Ticket Purchased	Total	In state MDLS-H	In state MDLS-T	In state GSP-H	In state GSP-T	In state FRA/ACHI	In state MP	In state ACRA	VCHERS	Out of State	AMOUNT ENTERED INTO NCFS		
											NJRC 4929 21	NJRC 4929 22 S BRED	TBA 4071 22 T BRED
ACRA 7/1/00-6/29/01	89,681.20	1,860.10	1,009.00	706.80	196.90	1,216.90	872.50	8,495.20	5,491.60	69,877.20	1,891.90	8,004.53	8,004.37
FRA 7/1/00-7/5/01	450,050.62	32,549.65	3,520.10	4,484.65	491.60	70,206.10	0.00	1,021.40	24,761.89	313,015.23	56,937.78	11,579.53	2,516.55
GSP 6/29/00-6/30/01	175,716.96	1,676.10	3,846.80	22,817.85	0.00	1,564.50	0.00	0.00	10,394.61	135,417.10	16,924.22	3,225.93	3,527.33
MDLS 6/29/99-6/30/01	1,979,060.46	419,002.75	92,796.65	37,501.10	24,209.50	32,345.95	12,560.30	3,372.00	101,397.96	1,255,874.25	283,400.33	78,192.91	81,766.01
MP 6/29/00-6/29/01	879,176.00	16,996.65	6,908.20	2,958.20	4,592.80	4,517.30	303,106.30	2,438.40	36,680.85	500,977.30	12,236.09	176,863.38	176,873.18
TOTAL	3,573,685.24	472,085.25	108,080.75	68,468.60	29,490.80	109,850.75	316,494.10	15,327.00	178,726.91	2,275,161.08	371,390.32	277,866.28	272,687.44

Total In State 1,119,797.25

Total Vouchers 178,726.91

Grand Total 1,298,524.16

NJ Racetracks 2001

