



NEW JERSEY RACING COMMISSION

SIXTY-THIRD ANNUAL REPORT

FOR THE YEAR ENDING DECEMBER 31, 2002

James E. McGreevey
Governor

David Samson
Attorney General

John J. Tucker
Chairman

Samuel M. Cannella • Lawrence R. Codey • Peter J. Cofrancesco, III
Ronald S. Dancer • Noel Love Gross • Edward R. McGlynn
Daniel A. Monaco • Basil J. Plasteras
Commissioners

Francesco Zanzuccki
Executive Director



State of New Jersey
DEPARTMENT OF LAW AND PUBLIC SAFETY
DIVISION OF NEW JERSEY RACING COMMISSION
P.O. Box 088
TRENTON, NJ 08625-0088

JAMES E. MCGREEVEY
Governor

DAVID SAMSON
Attorney General

JOHN J. TUCKER
Chairman

SAMUEL M. CANNELLA
LAWRENCE R. CODEY
PETER J. COFRANCESCO, III
RONALD S. DANCER
NOEL LOVE GROSS
EDWARD R. MCGLYNN
DANIEL A. MONACO
BASIL J. PLASTERAS
Commissioners

FRANCESCO ZANZUCCKI
Executive Director

The Honorable James E. McGreevey
Governor of the State of New Jersey
State House
Trenton, New Jersey 08625

Dear Governor McGreevey:

Pursuant to the provisions of Chapter 17 of the Laws of 1940, as amended and supplemented, the Division of the New Jersey Racing Commission presents herewith its Sixty-Third Annual Report, covering the period from January 1, 2002 to December 31, 2002.

Respectfully yours,

John J. Tucker, Chairman
Samuel M. Cannella, Commissioner
Lawrence R. Codey, Commissioner
Peter J. Cofrancesco, III, Commissioner
Ronald S. Dancer, Commissioner
Noel Love Gross, Commissioner
Edward R. McGlynn, Commissioner
Daniel A. Monaco, Commissioner
Basil J. Plasteras, Commissioner

c: Frank Zanzuccki, Executive Director



JAMES E. MCGREEVEY
Governor



DAVID SAMSON
Attorney General

RACING COMMISSIONERS



John J. Tucker
Chairman



Samuel M. Cannella
Commissioner



Lawrence R. Codey
Commissioner



Peter J. Cofrancesco, III
Commissioner



Ronald S. Dancer
Commissioner



Noel Love Gross
Commissioner



Edward R. McGlynn
Commissioner



Daniel A. Monaco
Commissioner



Basil J. Plasteras
Commissioner



Francesco Zanzucchi
Executive Director

General Overview

The state of New Jersey completed another season of thoroughbred and standardbred racing in 2002, as authorized by the New Jersey Racing Commission (“Commission”).

The Commission, as the regulatory agency responsible for overseeing the sport of standardbred and thoroughbred racing in this state, annually awards racing dates to entities to whom it has issued a permit to engage in such activities. At its November 20, 2001 annual race dates meeting, the Commission allocated a total of 342 harness racing dates for 2002. Ten thoroughbred racing dates were allocated to Atlantic City Racetrack. At its December 20, 2001 meeting, the Commission allocated 141 thoroughbred dates to the New Jersey Sports and Exposition Authority (“NJSEA”). The total number of allocated thoroughbred dates for 2002 of 151 dates reflects an increase of five allotted racing dates from the previous year. The 342 standardbred race dates reflects a decrease of 58 race dates compared to those allocated for 2001. The total number of allocated racing dates for calendar year 2002 is 493.

At its January 30, 2002 meeting, the Commission amended the thoroughbred racing schedule of the NJSEA, reducing the total from 141 to 120 race dates. The Commission particularly authorized 76 thoroughbred race dates at Monmouth Park, and 44 dates at the Meadowlands Racetrack.

At its May 9, 2002 meeting, the Commission again amended the thoroughbred races of the NJSEA to reflect that Monmouth Park will run 78 dates and the Meadowlands will run 63 dates, for a total of 141 dates. Subsequently, the Commission authorized the Atlantic City Race Course to race one of its dates at its Hamilton Township property, and nine of its dates in conjunction with Monmouth Park (which dates are included in the 78 Monmouth Park dates). The standardbred race dates for the Meadowlands were also amended upwards from 151 dates to reflect a meet of 168 dates, which is two fewer race dates than in 2001. As a result of this amendment, the total authorized races dates for 2002 were increased to 501, consisting of 142 thoroughbred dates and 359 standardbred dates.

At its November 20, 2002, the Commission awarded 513 thoroughbred and standardbred dates for 2003.

In early calendar year 2002, the legislature passed an \$18,000,000 purse supplement legislation which was signed, but then reduced to \$6,000,000, by then Acting Governor DiFrancesco. Of this amount, \$3,000,000 was authorized for distribution to the industry. This \$3,000,000 was intended to enhance the entire horse racing industry in the state of New Jersey. The thoroughbred industry received \$1,950,000 and the standardbred industry received \$1,050,000.

In May of 2002, Governor James E. McGreevey signed legislation which eliminates the requirement that a standardbred horse be bred within New Jersey in order to be eligible for the Sires Stakes program. This beneficial legislation allows foals that have been conceived outside of New Jersey, but are the descendants of stallions registered and resident in New Jersey, to be eligible for Sire Stakes races. Prior to this legislation, only horses that had been sired by stallions registered and resident in New Jersey (to mares bred in New Jersey) would be eligible for the Sire Stakes program.

Wagering at New Jersey racetracks on New Jersey racing, which includes live as well as simulcasting¹ and common pool² wagering events, totaled \$305,136,115 for the 2002 racing year. Wagering in New Jersey racetracks on races imported from other jurisdictions totaled \$696,359,180. Thus, total wagering in New Jersey was \$1,001,495,295, reflecting a decrease of 5.8 percent from the 2001 wagering totals. Attendance during live racing totaled 2,106,782, representing a 3.6 percent decrease from 2001.

¹ “Simulcasting” means a standardbred or thoroughbred horse race conducted at a racetrack (“host track”) which is simultaneously transmitted by picture to one or more racetracks (“guest track”) or outlets other than the host track

² “Common Pool Wagering” means the combining of the dollars wagered at the host track of a simulcast race, with the dollars wagered at one or more guest tracks or outlets receiving the simulcast horse race, to form a combined pari-mutuel pool for the purpose of determining the odds of each horse race competing in the live race at the host track, and the payoffs for winning horses on wagers placed at the host track, guest track(s), and outlets.

Wagering on simulcast horse racing occurred at eight New Jersey casinos amounting to \$121,185,555 in 2002. Approximately 11.2 percent (\$13,515,159) of this amount was wagered on races originating from one of the four New Jersey racetracks conducting live racing. The remaining 88.8 percent (\$107,670,396) was wagered on signals received from out-of-state racing facilities.

Allocations from Casino Simulcasting Special Fund monies accumulated in calendar year 2001 were made in 2002 pursuant to N.J.S.A. 5:12-205d and totaled \$2,010,933.70. The Fund, administered and distributed by the Commission, was statutorily created to financially assist racetracks and horsemen organizations following the 1992 introduction of casino simulcasting in this state. The 2002 accumulated funds were distributed as follows:

- \$138,461.76 to the Thoroughbred Breeder's Association
- \$148,461.75 to the Thoroughbred Horsemen's Benevolent Association
- \$200,000.00 to the Atlantic City Race Course
- \$286,923.50 to the Standardbred Breeders' & Owners' Association
- \$412,362.23 to Freehold Raceway
- \$412,362.23 to Monmouth Park
- \$412,362.23 to the Meadowlands Racetrack

The Racing Commission, during calendar year 2002 and in accordance with law, has continued to cause certain funds derived from casino simulcasting to be deposited into the Casino Simulcasting Special Fund. The Commission shall cause these funds to be distributed to the eligible racing industry groups, in accordance with the governing statutory criteria, during calendar year 2003.

The attachments to this annual report provide a detailed analysis of the monies wagered on and derived from wagering at the four New Jersey racetracks and eight Atlantic City casino simulcast facilities operational in 2002. Attachments 1A and 1B provide wagering and attendance information for each racetrack. Attachments 1C through 1L provide information comparing the last five years of wagering handles (interstate and intrastate simulcasting) at each racetrack, as well as racetrack attendance figures for those same years. Attachment 1M shows the various out-of-state racing venues that are available to be wagered on by New Jersey Racetrack patrons, as well as the amounts wagered on those respective races at New Jersey racetracks. Attachment 1N details the distribution of racing related commissions including charity days, while Attachment 1O sets forth a more detailed accounting of the dollars generated on the charity days. Attachments 2A through 2D set forth information on wagering activity at the Atlantic City casino simulcast facilities. The final addendum to this annual report, specifically Attachments 3A through 3E, provide a detailed accounting of revenue generated for the State of New Jersey through license revenues and expired pari-mutuel tickets.

Racing Commission

The New Jersey Racing Commission is charged with regulating horse racing and pari-mutuel wagering in New Jersey. It collects and distributes industry related revenues pursuant to law, supervises pari-mutuel operations at all the tracks and the Atlantic City Casino Hub, grants permits to conduct thoroughbred and standardbred race meetings, allots annual racing dates to permit holders, approves in-state simulcasting, out-of-state commingled simulcasting and casino simulcasting to pari-mutuel wagering facilities in New Jersey. It licenses, fingerprints, photographs and screens all personnel working for or connected with track operations, including management, horsemen, owners and prospective stockholders. It oversees the actual conduct of races, supervises the extraction of fluid and blood specimens from horses for chemical analysis and conducts investigations and hearings into matters potentially affecting the integrity of the sport.

By statue, the composition of the Racing Commission includes nine individuals who are appointed by the Governor, with the advice and consent of the Senate. In January, 2002, John J. Tucker was elected Chairman of the Commission. Samuel M. Cannella, Lawrence R. Codey, Peter J. Cofrancesco, III, Ronald S. Dancer, Noel Love

Gross, Edward R. McGlynn, Daniel A. Monaco, and Basil J. Plasteras served in the capacity of Commissioners during the year.

The Commission is sad to report that Commissioner Basil J. Plasteras passed away on Thursday, August 1, 2002. He served as a Commissioner of the New Jersey Racing Commission from December 1995 through August 1, 2002. During his tenure as a Commissioner and his involvement with racing, which spanned four decades, he earned the respect and admiration of the entire racing community for his knowledge, dedication and passion for racing. He devoted a substantial part of his active life to helping people in need through his generosity and participation in various charitable organizations such as the Ronald McDonald House, Monmouth Health Care Foundation, Challenged Youth Sports and Rainbow Foundation.

Ronald Dancer resigned after being chosen to represent the 30th district in the New Jersey Assembly. He served as Commissioner for over 4 years during which time he was a strong advocate for preserving the integrity of the sport through strict enforcement of its rules and regulations.

The day-to-day operation of the Racing Commission is the responsibility of an Executive Director and his staff. In the past decade, the Commission reduced its staffing level to the extent consistent with its ability to perform its statutory duties. The Commission continues its high level of service to the racing industry mainly due to the continuation of a cross-training program for employees and the streamlining of employee functions in several areas, including utilization of an on-call per diem staff.

The Commission has not operated with a state budget appropriation for several years. It receives receipts from licensing fees and in-state uncashed pari-mutuel tickets which total \$1,280,079.41 in FY2002. These receipts support overall management, administration and licensing operations. The other operational units of the Commission have been funded through direct fiscal assessments to the racing associations and horsemen's groups. In FY 2002, \$6,348,752 was assessed to these organizations to fund the cost of 1) equine and human drug testing programs (\$3,302,475), 2) investigative unit (\$620,197), 3) supervision of mutuel functions (\$646,577), 4) race officials (\$1,049,643), and 5) veterinary services (\$729,860). The Commission's overall operating budget in FY 2002 was \$8,905,963.00. As a result of the "Off-Track and Account Wagering Act", which became effective in year 2002, the Racing Commission is now fully funded by racing related revenues and the racing industry. The Racing Commission, in 2002, promulgated a regulation for assessing its regulatory costs to the industry. (See N.J.A.C. 13:74-10.1.)

Members of the Commission and its staff are active in the premier international racing association known as the Association of Racing Commissioners International ("ARCI"). Commissioner Basil J. Plasteras served as Chair-Elect until his passing on August 1 of this year. Edward R. McGlynn was named to complete the remainder of Commissioner Basil J. Plasteras' term on the ARCI Board of Directors. At the ARCI annual convention, the general membership adopted numerous amendments to the organizations by-laws. One of these changes now permits Executive Directors to serve as members of the Board of Directors. When New Jersey Racing Commission Executive Director Frank Zanzuccki was elected to the Board of Directors at the 2002 convention, he became the first Executive Director in the organizations sixty nine year history to hold such a position. Due to the untimely passing of Commissioner Plasteras, it became necessary for the ARCI to conduct elections to fill the Chairman elect position held by Commissioner Plasteras. ARCI Secretary-Treasurer William Jackson, a Racing Commissioner from the state of Illinois, was elected to the position thereby creating a vacancy in the Secretary-Treasurer position. Executive Director Zanzuccki broke even further ground when he was elected, by unanimous vote, to the position of ARCI Secretary-Treasurer. Executive Director Zanzuccki also serves as the Chairman of the ARCI's DTSP (Drug Testing Standards and Practices) Committee.

In August, the Racing Commission went online. The website www.njrconline.org can be accessed seven days a week, twenty four hours a day. In addition to providing answers to most frequently asked questions, the site enables the user to look up various rulings and to download any of the various applications necessary to procure a horse racing related license.

Standardbred and thoroughbred racing was conducted in 2002 at four racetracks in New Jersey. They are: Atlantic City Race Course (thoroughbred only); Freehold Raceway (standardbred only); Monmouth Park (thoroughbred only); Meadowlands Racetrack (thoroughbred and standardbred). A number of races of national interest are conducted throughout the year, including the Hambletonian held at the Meadowlands Racetrack and the Haskell Invitational held at Monmouth Park.

The Meadowlands continues to be recognized as the most prestigious standardbred racing facility in the nation if not the world, a designation it has held since it opened in 1977. Monmouth Park's seasonal meet ranks as one of

the top venues for quality thoroughbred racing in North America. The Freehold Raceway is distinguished as one of a few standardbred facilities offering daytime racing. The Atlantic City Race Course, while offering a limited race meet, is widely recognized as having one of the best turf courses in the country.

Commission's Internal Review

The Racing Commission employs an in-house investigative unit which is responsible for assisting in maintaining the integrity of the sport. The unit conducts investigations into alleged violations, conducts inquiries on potential licensees, administers license checks or sweeps at race tracks, investigates race horse abuse complaints, inspects licensed off-track farms where race horses are situated, provides testimony in litigated matters, and assists other law enforcement authorities and the track security units in conducting their duties.

The Racing Commission appoints Racing Officials to represent the Commission at the various tracks. In addition to issuing fines for rule infractions, the Stewards and Judges monitor every horse race run in New Jersey, as well as rule on matters affecting the integrity of racing and licensing matters (such as falsifications of applications). The Commission, together with its Racing Officials, aggressively pursues all violations of its rules and regulations. New Jersey is considered one of the most closely monitored and regulated horse racing state in the nation.

The Commission also engages engineers and fire inspectors to conduct safety tests at all the licensed facilities prior to the opening of each race meet.

Organizational Funding

NEW JERSEY BREEDERS

The New Jersey Racing Commission, pursuant to Chapter 19, P.L. 1986, administers the Breeders Award Program, developed for the purpose of improving and promoting breeding of thoroughbred horses in New Jersey. A percentage of the pari-mutuel betting handle and 50 percent of the unclaimed or expired instate thoroughbred winning tickets are used to support this program, which is also supplemented by contributions from the two NJSEA tracks, namely Monmouth Park and the Meadowlands Racetrack. Additionally, as noted above, the Commission in 2002 awarded monies from the Casino Simulcasting Special Fund to the Thoroughbred Breeders' Association to be used to further enhance breeder related initiatives.

NEW JERSEY SIRE STAKES

The New Jersey Sire Stakes Program was established in 1971 to encourage and promote the breeding of standardbred horses while protecting and preserving New Jersey farmland. The program offers races that carry lucrative purses for standardbreds sired by registered and resident New Jersey stallions. This creates an incentive for stallion owners to locate their stallions and farms in New Jersey. As a result, the program has been instrumental in maintaining approximately 100,000 acres of scenic open space throughout the state.

From its start in the early 1970's, the New Jersey Sire Stakes Program has grown in value to over \$10 million, while becoming one of the top sire stakes programs in North America. Administered by the New Jersey Department of Agriculture, the Program is funded from a fractional percentage of the pari-mutuel handle at the state's harness tracks in addition to the nominating and sustaining payments made by the horse owners who wish to keep their horses eligible for the Program.

The New Jersey Sire Stakes Program provides 11 races a year for horses in each class, which include two and three-year-old colts and fillies for both trotters and pacers. The Program also administers the Lou Babic Pace, which

is restricted to two-year-old pacers and carries an estimated purse of \$165,000. Other New Jersey restricted races include: the New Jersey Futurities, the New Jersey Pacing Classic, the Miss New Jersey, the Dancer and Smith Trots as well as overnight events that carry an additional 25 percent purse stipend for New Jersey restricted standardbreds. Total purse money for New Jersey restricted events amounted to more than \$10.5 million in 2002.

BACKSTRETCH IMPROVEMENT FUND

The Commission administers what is known as the Backstretch Improvement Fund. The Commission reviews and approves expenditures from this Fund, which are designed to assist racetrack backstretch workers. To this end, the Commission receives recommendations from a Backstretch Advisory Committee, which consists of various industry representatives and salaried workers including qualified drug and alcohol counselors. This program is recognized nationally as one of the most comprehensive and forward-thinking programs offered. In 2002, the Commission continued to respond to requests from other jurisdictions who wish to use the New Jersey program as a model for their own initiatives in this area. This program is funded from three sources as follows: statutorily designated charity day at each race meet totaling \$19,488.15, a percentage of the pari-mutuel handle totaling \$97,149.00, and receipts from fines levied by the Commission on licensees totaling \$104,460.00. A total of \$221,097.15 was contributed to this Fund in 2002.

CHARITY DAYS FOR DEVELOPMENTALLY DISABLED

As mandated by statute, the Racing Commission annually allocates racing dates where certain racing-related proceeds are to benefit New Jersey's developmentally disabled. In an effort to maximize revenues, the Commission selected those race dates it felt would generate a significant mutuel handle. The total allotted dates in 2002 resulted in \$105,734.56 to be used for this cause.

HORSE PARK OF NEW JERSEY/CARE OF RETIRED HORSES

As also mandated by statute, a charity racing day is designated at each race meeting for the "Horse Park of New Jersey" ("Horse Park") and for the "Care of Retired Horses." The monies in the fund are distributed in the following manner: 50 percent to the Horse Park and 50 percent to the Care of Retired Horses. The amount generated for both funds in 2002 was \$25,604.63.

LOCAL EXPENSE FUND

Pursuant to statute, the Racing Commission also collects funds to be distributed to qualified municipalities to offset increased expenses from the operation of private tracks located in their areas. The funds generated in 2002 totaled \$17,179.

Policies & Programs for 2002

Horse racing in New Jersey is a billion dollar industry. It is a dynamic sport constantly challenged by competitive forces. The Commission is mindful of these economic realities when regulating the industry while continuing to preserve the integrity of the sport. Cooperation and communication among industry representatives in the State, as well as with surrounding jurisdictions, is constantly encouraged. This process is evident in racing date allocations, simulcasting request decisions and safety matters.

Safety of the race participants, and maintenance of the integrity of the sport, continues to be a top priority of the Racing Commission Chairman and his fellow Commissioners. The Commission remains committed to developing programs directly related to providing a safer environment for race horses and industry participants. To that end, individuals who believe that a race horse is being mistreated have the opportunity to call a 24 hour "hot line" to report each incident. The matter is then turned over to the Racing Commission investigators for follow-up. This hot line also allows individuals to anonymously inform the Commission of any illegal practices that may be occurring, in terms of the integrity of the sport.

The Commission in 2002 continued its support of the Veterinarian Advisory Committee which provides expert guidance in the area of veterinary medicine used in the treatment of race horses. It also worked with and closely supervised the Backstretch Advisory Committee, which provides a variety of benefits for the backstretch worker, including on-site drug and alcohol abuse counselors, educational initiatives, recreational opportunities, and the Racetrack Chaplaincy Program.

As part of the regulatory process, the Commission promulgates regulations and issues decisions in the form of rulings following the conduct of a hearing and determination that a violation or infraction of its regulations occurred. The Commission, in 2002, caused to be advertised for public comment a proposed new rule concerning penalties. This significant rule proposal, if ultimately adopted, would increase the amount of a fine that the Commission could impose from \$5,000 to \$50,000. The Commission also spent significant time drafting and promulgating comprehensive regulations, appearing at Chapter 74 of the New Jersey Administrative Code, which will be needed to implement account wagering and off-track wagering in 2003.

Rulings range in substance from smoking in shed row to drugging horses, falsification to fraud, and failure to wear a safety vest to careless riding. In 2002, in addition to adopting new regulations or adopting amendments to existing regulations, the Commission issued 885 rulings. These orders were issued as a result of determinations made by the Commission's Race Officials or, in the event of an appeal of those determinations, following the conduct of an appeal hearing before the Office of Administrative Law and the rendering of a final decision by the Commission. About 23 cases were heard by the Office of Administrative Law in 2002.

The Casino Simulcasting Act also authorized New Jersey racetracks to receive common pool wagering on full racing cards from other jurisdictions' racetracks, such as Churchill Downs, Pimlico, Laurel, Calder, Gulfstream Park and other major racetracks throughout the nation. Another feature of this legislation authorizes national and in-state racing to be simulcast to operating casinos in Atlantic City. A total of eight casinos offer wagering on horse racing. This action benefits the entire horse racing industry by opening new markets, increasing pari-mutuel wagering, attracting new fans, and generating additional revenue to the state's racetracks and horsemen. The Commission, in addition to revising its promulgated regulations in this area as appropriate, has continued to work with the New Jersey State Casino Control Commission to insure that this activity is conducted in a manner consistent with the best interest of the public and impacted industries.

In 2002, the Racing Commission continued its license application mail-out program reaching approximately 6,500 industry licensees and substantially reducing backlog at Commission offices. The Commission also continued to offer owners the option of procuring a three-year license. Over 1,200 individuals have taken advantage of this option, which has helped further reduce Commission staff workload during peak periods and offers owners a convenient alternative to the annual license procedure.

In a continuing effort to streamline the licensing process for owners, the Commission continues to participate in the ARCI multi-state licensing and fingerprinting program with other jurisdictions. This enables a potential licensee, who desires to be licensed in more than one selected state, to complete the license application one time. Participating jurisdictions accept a photocopy of the license application for processing in their jurisdiction.

The Racing Commission in 2002 continued to participate in education programs for its employees and programs to increase the public's awareness of the Racing Commission's role in regulating the sport.

The New Jersey Racing Commission utilizes staff to monitor the pari-mutuel system and report the financial results. The reporting process has evolved from pencil and paper, to a first generation automated system, to the current form of a GUI (graphical user interface) automated system. The current system allows the staff to more carefully monitor the operations of the pari-mutuel system. The New Jersey Racing Commission's Equine Drug Testing Program is considered one of the most comprehensive in the racing industry. Incorporated within the New Jersey State Police Forensic Science Laboratory Bureau, the program is staffed with qualified professionals with advanced Degrees in the physical sciences. The laboratory has the responsibility to report findings associated with violations of the medication rules to the Commission.

The Racing Commission and the laboratory continue to research and develop new methodologies that can regulate performance enhancing substances that enter racing.

In order to continually provide a quality product for the racing industry, the laboratory participates in a Quality Assurance Program that supports proficiency testing and quality control. Violations are fairly adjudicated by the office of Administrative Law and can be appealed to the Superior and Supreme Courts of New Jersey.

During 2002, the Commission's Race Horse Testing Program tested 31,557 samples, 10,564 blood samples

were monitored for Lasix compliance, 3,383 for the Phenbutazone rule, 6,852 for Blood Gas Testing, and 8,916 post race urines were extensively tested for drug violations.

During the 2002 racing season, total drug violations were significantly reduced to 0.5 % of all horses tested. The Commission's regulatory program will continue to provide horsemen with a level playing field in New Jersey racing.

The New Jersey Racing Commission also conducts random human drug testing. Racing Commission officials, jockeys, drivers and grooms are among the many industry personnel who are randomly selected to provide the Commission with urine samples for drug detection. The intent of this testing program, in addition to insuring that those testing positive for prohibited substances obtain appropriate assistance, is to preclude individuals from participating in racing with prohibited substances in their systems. In 2002, a total of 846 tests were performed, producing ten positives.

New Jersey Permit Holders

The Commission recognizes the importance, to the extent that it insures racing is conducted in a fair and responsible manner, of the ability of the New Jersey permit holders to attract quality horses and the top human competitors. To this end, the Commission in 2002 approved various industry initiatives. The Commission in 2003, shall continue to approve racetrack initiatives and programs which, while in compliance with law and the Commission's regulations, also serve to accomplish these goals.

Notwithstanding the efforts of the Commission and those of the permit holders, 2002 proved to be challenging for New Jersey live racing. This was particularly the case for thoroughbred racing. For example, the Meadowlands Racetrack posted across-the-board losses for its thoroughbred meet as on-track daily handle averaged \$424,830, or 30.6% less than 2001. This loss, however, was counteracted by simulcast wagering, which when combined with the live racing daily handle resulted in an aggregate 4.7 percent increase over 2001. The lagging economy, as well as excessive summer heat, also contributed to a decrease in both on-track attendance and overall handle at Monmouth Park. However, Monmouth Park did provide significant recreational opportunities for racing fans, including the appearance of the horse "War Emblem", the first Kentucky Derby winner to win Monmouth Park's signature event, the Haskell Invitational.

As noted, the Racing Commission anticipates that the 2003 introduction of the new forms of wagering authorized by the "Off-track and Account Wagering Act" will not only provide wagering alternatives to New Jersey residents, but through the generation of purse monies, will serve to enhance New Jersey live racing. This occurrence will, in turn, serve as a catalyst benefitting all racing related industries including breeding farms, horse-training facilities, feed providers, etc.

Plans for 2003

The Racing Commission anticipates receiving an application from the New Jersey Sports and Exposition Authority for a license to implement account wagering and applications for licenses to establish off-track wagering facilities in various locations within New Jersey. The granting of a license(s) in these areas will result in the Commission's realigning its existing personnel to insure that these new wagering initiatives are conducted consistent with the law. Since account wagering and off-track wagering will be new venues for wagering, the Commission's work force will need to carefully monitor the implementations to insure adherence to the law.

It is anticipated that the pari-mutuel hub facility at the Atlantic City Race Course will be merged with the pari-mutuel hub facility at the Meadowlands Race Track in January 2003. A hub facility acts as an intermediary

between the event location and the various betting locations. The Commission believes that a single hub facility will contribute to greater efficiencies, enhance uniform decision making, and reduce costs. A reduction in costs will also be achieved due to the fact that the Commission must maintain on-site representation at all hub facilities to ensure the integrity of the pari-mutuel process.

Over the years, the Commission has endeavored to utilize new technology wherever possible. Automating the pari-mutuel system allowed the Commission to more easily distribute the funds that are generated by Casino Simulcasting Act. Automating the licensing system allowed the Commission to utilize the benefits of a data base system. During 2003, a further enhancement to the licensing system will be the implementation of a digital imaging system to identify licensees. The current method, which is the “ink and roll fingerprinting system” and Polaroid Land camera system, has served the Commission admirably over the years but has seen its day. Also envisioned for 2003 is the implementation of a system to allow license payments to be made via credit cards.

Conclusion

New Jersey’s racing community again approaches the 2003 racing season recognizing the many challenges facing the industry. These include enormous competition from casino facilities and neighboring jurisdictions. In addition, the growth of full card common pool wagering and simulcasting has continued to challenge the Commission to maintain the delicate balance between live racing and simulcasting. It is anticipated that the introduction of account wagering, and the establishment of off track wagering facilities in New Jersey, will enhance live racing and positively impact the ancillary industries which service live horse racing.

New Jersey 2002 Harness Racing Dates

Freehold Raceway

January 1 through May 27

Dark: Sundays, Mondays, Tuesdays during January, February
(Except Tuesday, January 1 and Monday, February 18)
Sundays, Mondays during March, April, May
(Except Monday, May 27)

99 Dates

August 9 through December 31

Dark: Sundays, Mondays during August, September, October
(Except Monday, September 2)
Tuesday, September 3
Sundays, Mondays, Tuesdays during November, December
November 28
December 25

92 Dates

Meadowlands Racetrack

January 4 through August 3
November 29 through December 28*

Dark: Sundays and Mondays during January
Mondays and Tuesdays during February, March, April, May
March 31
(Except Monday, May 27)
Sunday, May 26
Sundays and Mondays during June, July
December 25
Sundays, Mondays and Tuesdays during November, December

168 Dates

Total Harness Dates:

359 Dates

* (Amended May 9, 2002)

New Jersey 2002 Thoroughbred Racing Dates

Atlantic City Racing Association

May 10

(9 dates in May to be run in conjunction with Monmouth Park)

May 11, 12, 18, 19, 25, 26, 27, 30, 31

1 Date

Monmouth Park

May 11, 12, 18, 19, 25, 26, 27, 30, 31 (to be run in conjunction with ACRA)

June 1 through September 1

Dark: Mondays and Tuesdays

(Except Mondays, August 19, 26)*

78 Dates

Meadowlands Racetrack

September 2 through November 23*

Dark: Sundays and Mondays

(Except Mondays, Sept. 2, Oct. 14, Nov. 4, 11, 18)

September 3 and 4

63 Dates

Total Thoroughbred Dates:

142 Dates

Total Programs:

501 Dates

(Thoroughbred and Harness)

*(Amended May 9, 2002)

ATTACHMENT 1A

New Jersey Live And Simulcasting Meets Gross Handle Summary 2002

| Thru 12/31/02 | | R A C I N G | | GROSS | OUT-OF-STATE | N J | ON-TRACK | TO | TO | TO | TO | TO | TO | ON-TRACK | |
|-------------------------------------|--|-----------------------|---------------|------------------------|----------------------|------------------------|----------------------|---------------------|--------------------|--------------------|--------------------|------------|---------------------|---------------------|------------------|
| NJ - TRACK | | PERIOD | DAYS | HANDLE | GENERATED | HANDLE | L I V E | N J TRACKS | A C | A C H I | F R A | G S P | M D L S | M P | ATTENDANCE |
| T-BRED TRACK | | | | | | | | | | | | | | | |
| ACRA | | 5/10/02 | 1 | 170,686 | 0 | 170,686 | 170,686 | 0 | 0 | 0 | 0 | 0 | 0 | 0 | 1,925 |
| MDLS | | 9/2 - 11/23 | 62 | 101,080,638 | 69,707,581 | 31,373,057 | 26,503,263 | 4,869,794 | 389,710 | 0 | 1,871,520 | 0 | 0 | 2,608,564 | 262,948 |
| MP | | 5/11 - 9/1 | 78 | 266,441,189 | 191,697,662 | 74,743,527 | 61,306,166 | 13,437,361 | 1,130,125 | 0 | 0 | 0 | 12,307,236 | 0 | 766,016 |
| SUB-TOTAL (T) | | | 141 | \$367,692,513 | \$261,405,243 | \$106,287,270 | \$87,980,115 | \$18,307,155 | \$1,519,835 | \$0 | \$1,871,520 | \$0 | \$12,307,236 | \$2,608,564 | 1,030,889 |
| HARNESS TRACK | | | | | | | | | | | | | | | |
| ACHI | | 1/1 - 5/27 | 98 | 65,787,461 | 39,814,997 | 25,972,464 | 16,121,692 | 9,850,772 | 383,543 | 0 | 0 | 0 | 8,140,967 | 1,326,262 | 139,805 |
| FRA | | 8/09 - 12/31 | 94 | 54,828,135 | 29,789,679 | 25,038,456 | 15,859,268 | 9,179,188 | 324,417 | 0 | 0 | 0 | 7,448,540 | 1,406,231 | 118,718 |
| MDLS | | 1/4-8/3 & 11/29-12/28 | 166 | 496,837,725 | 348,999,800 | 147,837,925 | 126,212,578 | 21,625,348 | 1,073,395 | 9,804,866 | 5,681,412 | 0 | 0 | 5,065,675 | 817,370 |
| SUB-TOTAL (H) | | | 358 | \$617,453,321 | \$418,604,476 | \$198,848,845 | \$158,193,538 | \$40,655,308 | \$1,781,355 | \$9,804,866 | \$5,681,412 | \$0 | \$15,589,507 | \$7,798,168 | 1,075,893 |
| TOTAL LIVE-02 | | | 499 | \$985,145,834 | \$680,009,719 | \$305,136,115 | \$246,173,653 | \$58,962,463 | \$3,301,190 | \$9,804,866 | \$7,552,932 | \$0 | \$27,896,743 | \$10,406,732 | 2,106,782 |
| OUT-OF-STATE SIGNAL RECEIVED | | | | | | | | | | | | | | | |
| ACHI (H) L | | 1/1 - 5/25 | 2,852 | 52,179,085 | 0 | 52,179,085 | | | | | | | | | |
| ACRA (T) | | 1/1 - 5/25 | 1,994 | 10,494,376 | 0 | 10,494,376 | | | | | | | | | |
| ACRA (T) L | | 5/26 - 5/30 | 544 | 3,055,233 | 0 | 3,055,233 | | | | | | | | | |
| ACRA (T) | | 5/31 - 12/31 | 3,653 | 18,110,590 | 0 | 18,110,590 | | | | | | | | | |
| ACRA TOTAL | | | 6,191 | 31,660,199 | 0 | 31,660,199 | | | | | | | | | |
| FRA (H) | | 1/01 - 12/31 | 1,315 | 19,517,063 | 0 | 19,517,063 | | | | | | | | | |
| FRA (H) L | | 1/01 - 12/31 | 3,049 | 55,405,657 | 0 | 55,405,657 | | | | | | | | | |
| FRA TOTAL | | | 4,364 | 74,922,720 | 0 | 74,922,720 | | | | | | | | | |
| MDLS (H) L | | 1/1 - 8/3 | 3,524 | 237,562,658 | 0 | 237,562,658 | | | | | | | | | |
| MDLS (H) | | 11/24 - 12/31 | 645 | 45,603,212 | 0 | 45,603,212 | | | | | | | | | |
| TOTAL (H) | | | 4,169 | 283,165,870 | 0 | 283,165,870 | | | | | | | | | |
| MDLS (T) | | 8/9 - 9/10 | 514 | 29,308,338 | 0 | 29,308,338 | | | | | | | | | |
| MDLS (T) L | | 9/11 - 11/23 | 1,347 | 89,937,492 | 0 | 89,937,492 | | | | | | | | | |
| TOTAL (T) | | | 1,861 | 119,245,830 | 0 | 119,245,830 | | | | | | | | | |
| MDL TOTAL | | | 10,199 | 402,411,700 | 0 | 402,411,700 | | | | | | | | | |
| MP (T) | | 1/1 - 5/22 | 2,190 | 50,887,362 | 0 | 50,887,362 | | | | | | | | | |
| MP (T) L | | 5/23 - 9/7 | 1,824 | 56,787,059 | 0 | 56,787,059 | | | | | | | | | |
| MP (T) | | 9/8 - 12/31 | 1,322 | 27,511,055 | 0 | 27,511,055 | | | | | | | | | |
| MP TOTAL | | | 5,336 | 135,185,476 | 0 | 135,185,476 | | | | | | | | | |
| TOTAL SIGNAL REC'D | | | 24,773 | \$696,359,180 | \$0 | \$696,359,180 | \$0 | \$0 | \$0 | \$0 | \$0 | \$0 | \$0 | \$0 | 0 |
| TOTAL 2002 | | | 25,272 | \$1,681,505,014 | \$680,009,719 | \$1,001,495,295 | \$246,173,653 | \$58,962,463 | \$3,301,190 | \$9,804,866 | \$7,552,932 | \$0 | \$27,896,743 | \$10,406,732 | 2,106,782 |

On-Track Handle and Attendance 2002

| Meets | Racing Dates | Handle | Average Daily Handle | Attendance | Average Daily Attendance |
|--------------------------------------|--------------|----------------------|----------------------------------|------------------|--------------------------|
| THOROUGHBRED | | | | | |
| Atlantic City Racing Assoc. | 1 | \$170,686 | \$170,686 | 1,925 | 1,925 |
| Meadowlands | 62 | 26,503,263 | 427,472 | 262,948 | 4,241 |
| Monmouth Park Jockey Club | 78 | 61,306,166 | 785,976 | 766,016 | 9,821 |
| THOROUGHBRED TOTALS | 141 | \$87,980,115 | | 1,030,889 | |
| HARNESS | | | | | |
| Atlantic City Harness, Inc. | 98 | \$16,121,692 | \$164,507 | 139,805 | 1,427 |
| Freehold Raceway | 94 | 15,859,268 | 168,716 | 118,718 | 1,263 |
| Meadowlands | 166 | 126,212,578 | 760,317 | 817,370 | 4,924 |
| HARNESS TOTALS | 358 | \$158,193,538 | | 1,075,893 | |
| Total On-track | 499 | \$246,173,653 | | | |
| Total NJ Track Simulcasting | | \$58,962,463 | | | |
| Gross New Jersey Track Handle | | \$305,136,116 | | | |
| | | | Total On-Track Attendance | 2,106,782 | |

NOTE: FIGURES THRU 12/31

ATTACHMENT 1C

Five Year Comparison New Jersey Thoroughbred Tracks

| | 1998 - 5 NIGHTS | 1999 - 5 NIGHTS | 2000 - 6 NIGHTS | 2001 - 10 NIGHTS | 2002 - 1 NIGHTS |
|---|-------------------------|-------------------------|-------------------------|-------------------------|-------------------------|
| ATLANTIC CITY RACING ASSOCIATION | | | | | |
| Total Mutuel Handle | \$1,247,522 | \$1,045,295 | \$1,829,572 | \$2,126,843 | \$170,686 |
| Daily Average Mutuel Handle | \$249,504 | \$209,059 | \$304,929 | \$212,684 | \$170,686 |
| Total Attendance | 14,584 | 8,415 | 12,859 | 18,929 | 1,925 |
| Daily Average Attendance | 2,917 | 1,683 | 2,143 | 1,893 | 1,925 |
| MONMOUTH PARK JOCKEY CLUB | 1998 - 77 DAYS | 1999 - 72 DAYS | 2000 - 73 DAYS | 2001 - 72 DAYS | 2002 - 78 DAYS |
| Total Mutuel Handle | \$98,630,578 | \$87,141,532 | \$80,571,504 | \$83,165,942 | \$74,743,527 |
| Daily Average Mutuel Handle | \$1,280,917 | \$1,131,708 | \$1,103,719 | \$1,155,083 | \$958,250 |
| Total Attendance | 765,225 | 709,908 | 726,479 | 772,755 | 766,016 |
| Daily Average Attendance | 9,938 | 9,220 | 9,952 | 10,733 | 9,821 |
| NJ SPORTS & EXPOSITION AUTHORITY | 1998 - 66 NIGHTS | 1999 - 51 NIGHTS | 2000 - 54 NIGHTS | 2001 - 44 NIGHTS | 2002 - 62 NIGHTS |
| Total Mutuel Handle | \$47,462,694 | \$36,393,821 | \$35,155,851 | \$31,407,755 | \$31,373,057 |
| Daily Average Mutuel Handle | \$719,132 | \$551,422 | \$651,034 | \$713,813 | \$506,017 |
| Total Attendance | 307,084 | 266,870 | 260,199 | 214,970 | 262,948 |
| Daily Average Attendance | 4,653 | 4,043 | 4,819 | 4,886 | 4,241 |
| GARDEN STATE PARK | 1998 - 63 NIGHTS | 1999 - 38 NIGHTS | 2000 - 31 NIGHTS | 2001 - 15 NIGHTS | 2002 - 0 NIGHTS |
| Total Mutuel Handle | \$18,832,929 | \$11,630,289 | \$7,075,707 | \$2,574,497 | \$0 |
| Daily Average Mutuel Handle | \$298,935 | \$184,608 | \$228,249 | \$171,633 | #DIV/0! |
| Total Attendance | 148,008 | 78,295 | 60,594 | 20,395 | 0 |
| Daily Average Attendance | 2,349 | 1,243 | 1,955 | 1,360 | #DIV/0! |

Five Year Comparison New Jersey Harness Tracks

| | 1998 - 92 DAYS | 1999 - 90 DAYS | 2000 - 94 DAYS | 2001 - 91 DAYS | 2002 - 94 DAYS |
|---|--------------------------|--------------------------|--------------------------|--------------------------|--------------------------|
| FREEHOLD RACING ASSOCIATION | | | | | |
| Total Mutuel Handle | \$32,087,269 | \$29,776,224 | \$27,250,927 | \$25,899,775 | \$25,038,456 |
| Daily Average Mutuel Handle | \$348,775 | \$323,655 | \$289,903 | \$284,613 | \$266,367 |
| Total Attendance | 187,619 | 181,002 | 146,277 | 148,599 | 118,718 |
| Daily Average Attendance | 2,039 | 1,967 | 1,556 | 1,633 | 1,263 |
| ATLANTIC CITY HARNESS, INC. | 1998 - 97 DAYS | 1999 - 101 DAYS | 2000 - 98 DAYS | 2001 - 98 DAYS | 2002 - 98 DAYS |
| Total Mutuel Handle | \$35,002,365 | \$31,541,130 | \$29,480,627 | \$28,562,113 | \$25,972,464 |
| Daily Average Mutuel Handle | \$360,849 | \$325,166 | \$300,823 | \$291,450 | \$265,025 |
| Total Attendance | 199,907 | 201,301 | 165,148 | 148,942 | 139,805 |
| Daily Average Attendance | 2,061 | 2,075 | 1,685 | 1,520 | 1,427 |
| NJ SPORTS & EXPOSITION AUTHORITY | 1998 - 153 NIGHTS | 1999 - 145 NIGHTS | 2000 - 152 NIGHTS | 2001 - 170 NIGHTS | 2002 - 166 NIGHTS |
| Total Mutuel Handle | \$171,702,994 | \$155,198,590 | \$157,560,381 | \$162,484,321 | \$147,837,925 |
| Daily Average Mutuel Handle | \$1,122,242 | \$1,014,370 | \$1,036,581 | \$955,790 | \$890,590 |
| Total Attendance | 922,646 | 821,652 | 826,410 | 859,859 | 817,370 |
| Daily Average Attendance | 6,030 | 5,370 | 5,437 | 5,058 | 4,924 |
| GARDEN STATE PARK | 1998 - 51 NIGHTS | 1999 - 51 NIGHTS | 2000 - 54 NIGHTS | 2001 - 0 NIGHTS | 2002 - 0 NIGHTS |
| Total Mutuel Handle | \$20,351,470 | \$17,930,004 | \$14,755,901 | \$0 | \$0 |
| Daily Average Mutuel Handle | \$399,048 | \$351,569 | \$273,257 | #DIV/0! | #DIV/0! |
| Total Attendance | 80,552 | 95,124 | 57,200 | 0 | 0 |
| Daily Average Attendance | 1,579 | 1,865 | 1,059 | #DIV/0! | #DIV/0! |
| TOTALS USED IN CHARTS====> | | | | | |
| NEW JERSEY TRACK HANDLE | \$425,317,821 | \$370,656,885 | \$353,680,470 | \$336,221,246 | \$305,136,115 |
| ON TRACK ATTENDANCE | 2,625,625 | 2,362,567 | 2,255,166 | 2,184,449 | 2,106,782 |

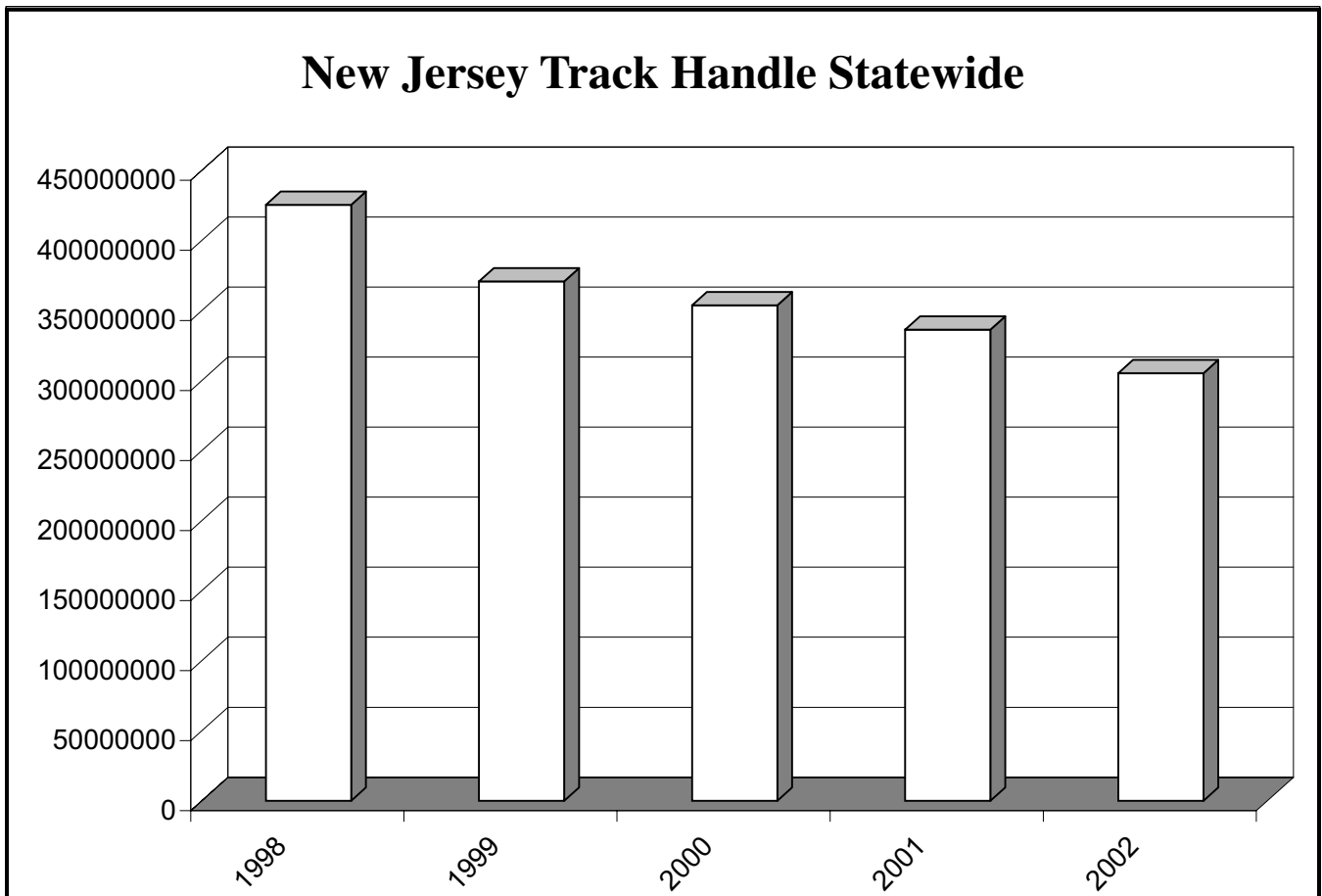
NOTE: 2002 figures through 12-31-02

ATTACHMENT 1D

New Jersey Track Handle Statewide

| | 1998 | 1999 | 2000 | 2001 | 2002 |
|--------------------------|----------------------|----------------------|----------------------|----------------------|----------------------|
| Atlantic City Harness | \$35,002,365 | \$31,541,130 | \$29,480,627 | \$28,562,113 | \$25,972,464 |
| Atlantic City Racecourse | 1,247,522 | 1,045,295 | 1,829,572 | 2,126,843 | 170,686 |
| Freehold Raceway | 32,087,269 | 29,776,224 | 27,250,927 | 25,899,775 | 25,038,456 |
| Garden State Park | 39,184,399 | 29,560,293 | 21,831,608 | 2,574,497 | 0 |
| Meadowlands Racetrack | 219,165,688 | 191,592,411 | 192,716,232 | 193,892,076 | 179,210,982 |
| Monmouth Park | 98,630,578 | 87,141,532 | 80,571,504 | 83,165,942 | 74,743,527 |
| TOTAL | \$425,317,821 | \$370,656,885 | \$353,680,470 | \$336,221,246 | \$305,136,115 |

ATTACHMENT 1E

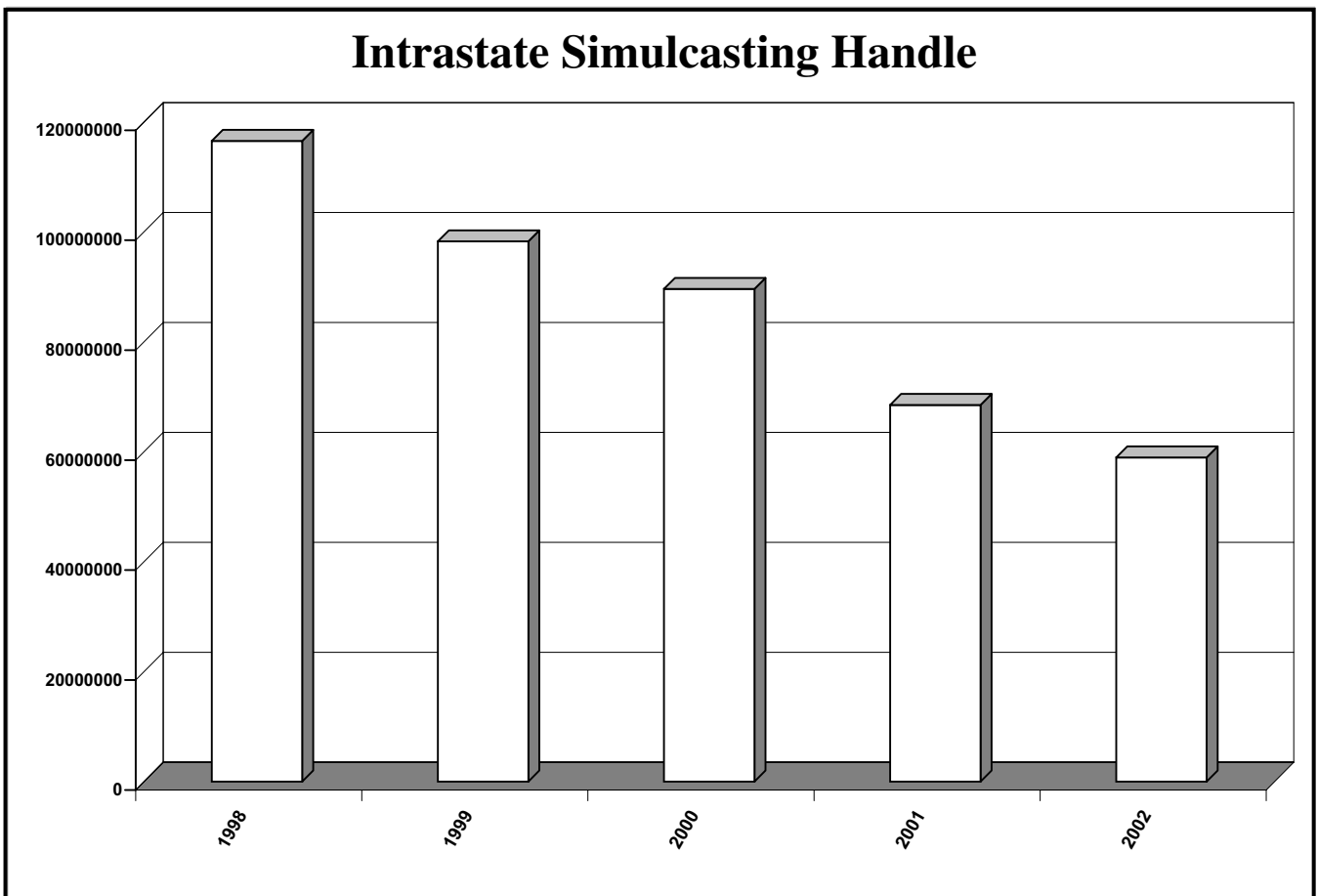


ATTACHMENT 1F

Intrastate Simulcasting Handle

| | 1998 | 1999 | 2000 | 2001 | 2002 |
|--------------------------|----------------------|---------------------|---------------------|---------------------|---------------------|
| Atlantic City Harness | \$11,987,651 | \$13,257,392 | \$11,920,382 | \$11,489,127 | \$9,850,772 |
| Atlantic City Racecourse | 4,571,121 | 519,430 | 966,564 | 1,134,603 | 0 |
| Freehold Raceway | 11,260,405 | 11,128,124 | 10,347,142 | 8,422,390 | 9,179,188 |
| Garden State Park | 17,469,686 | 19,843,426 | 15,458,786 | 1,389,591 | 0 |
| Meadowlands Racetrack | 57,414,741 | 35,212,066 | 34,817,227 | 30,700,840 | 26,495,142 |
| Monmouth Park | 13,853,013 | 18,311,681 | 16,111,569 | 15,376,891 | 13,437,361 |
| TOTAL | \$116,556,617 | \$98,272,119 | \$89,621,670 | \$68,513,442 | \$58,962,463 |

ATTACHMENT 1G

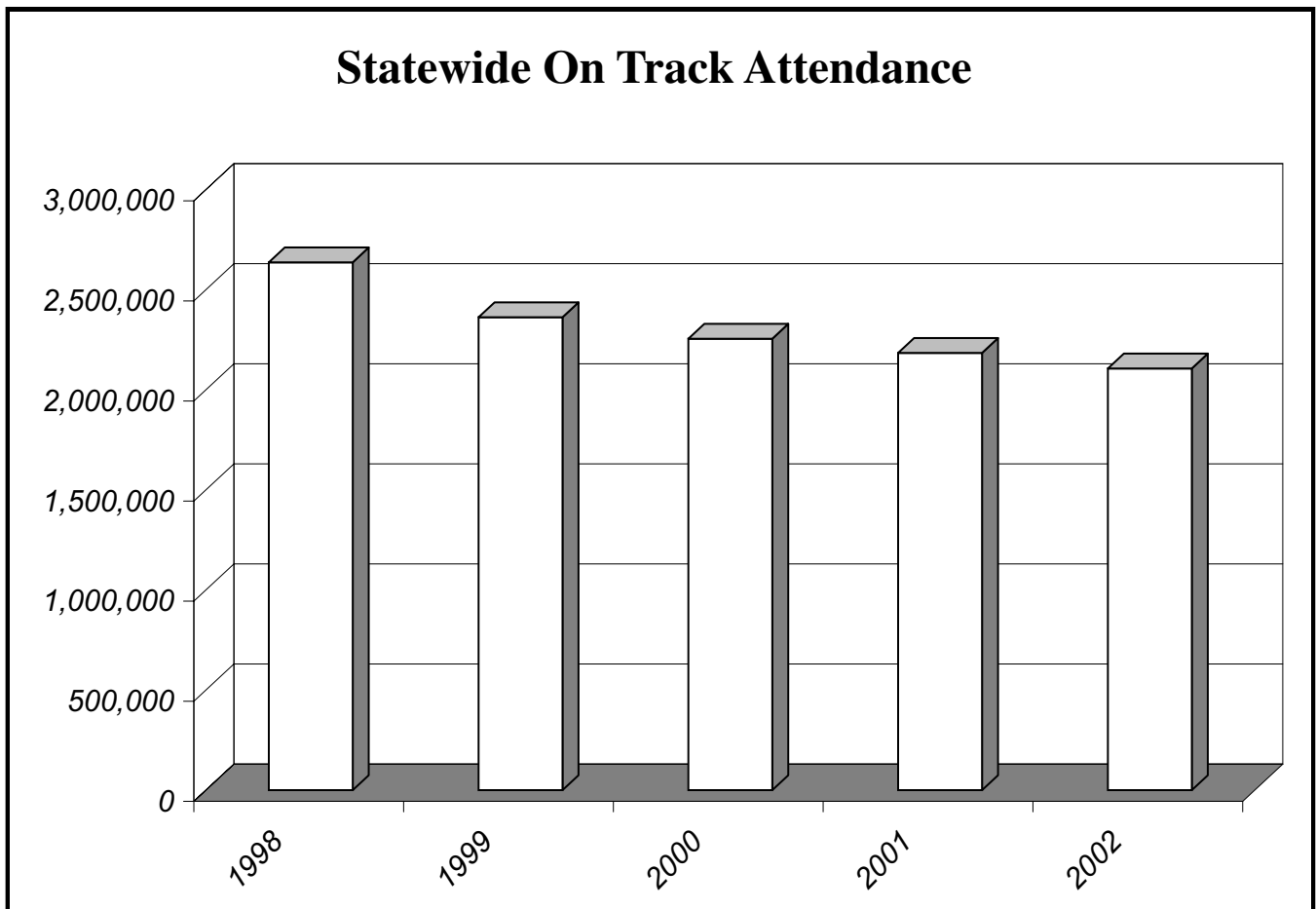


ATTACHMENT 1H

Statewide On Track Attendance

| | 1998 | 1999 | 2000 | 2001 | 2002 |
|--------------------------|------------------|------------------|------------------|------------------|------------------|
| Atlantic City Harness | 199,907 | 201,301 | 165,148 | 148,942 | 139,805 |
| Atlantic City Racecourse | 14,584 | 8,415 | 12,859 | 18,929 | 1,925 |
| Freehold Raceway | 187,619 | 181,002 | 146,277 | 148,599 | 118,718 |
| Garden State Park | 239,866 | 173,419 | 117,794 | 20,395 | 0 |
| Meadowlands Racetrack | 1,229,730 | 1,088,522 | 1,086,609 | 1,074,829 | 1,080,318 |
| Monmouth Park | 765,225 | 709,908 | 726,479 | 772,755 | 766,018 |
| TOTAL | 2,636,931 | 2,362,567 | 2,255,166 | 2,184,449 | 2,106,782 |

ATTACHMENT 1I



Inter-State Wagering 2002

| Meet | Racing Dates | Handle |
|--------------------------------------|-----------------|----------------------|
| THOROUGHBRED | | |
| Monmouth Park Jockey Club | 73 | \$137,522,934 |
| Atlantic City Racing Assoc. | 6 | 27,052,073 |
| Meadowlands | 54 | 109,690,964 |
| Sub-Total Thoroughbred Tracks | 133 | \$274,265,971 |
| HARNESS | | |
| Atlantic City Harness, Inc. | 98 | 47,394,787 |
| Freehold Raceway | 94 | 65,014,849 |
| Meadowlands | 152 | 273,549,385 |
| Sub-Total Harness Tracks | 344 | \$385,959,021 |
| Total Inter-State Wagering | 477 | \$660,224,992 |

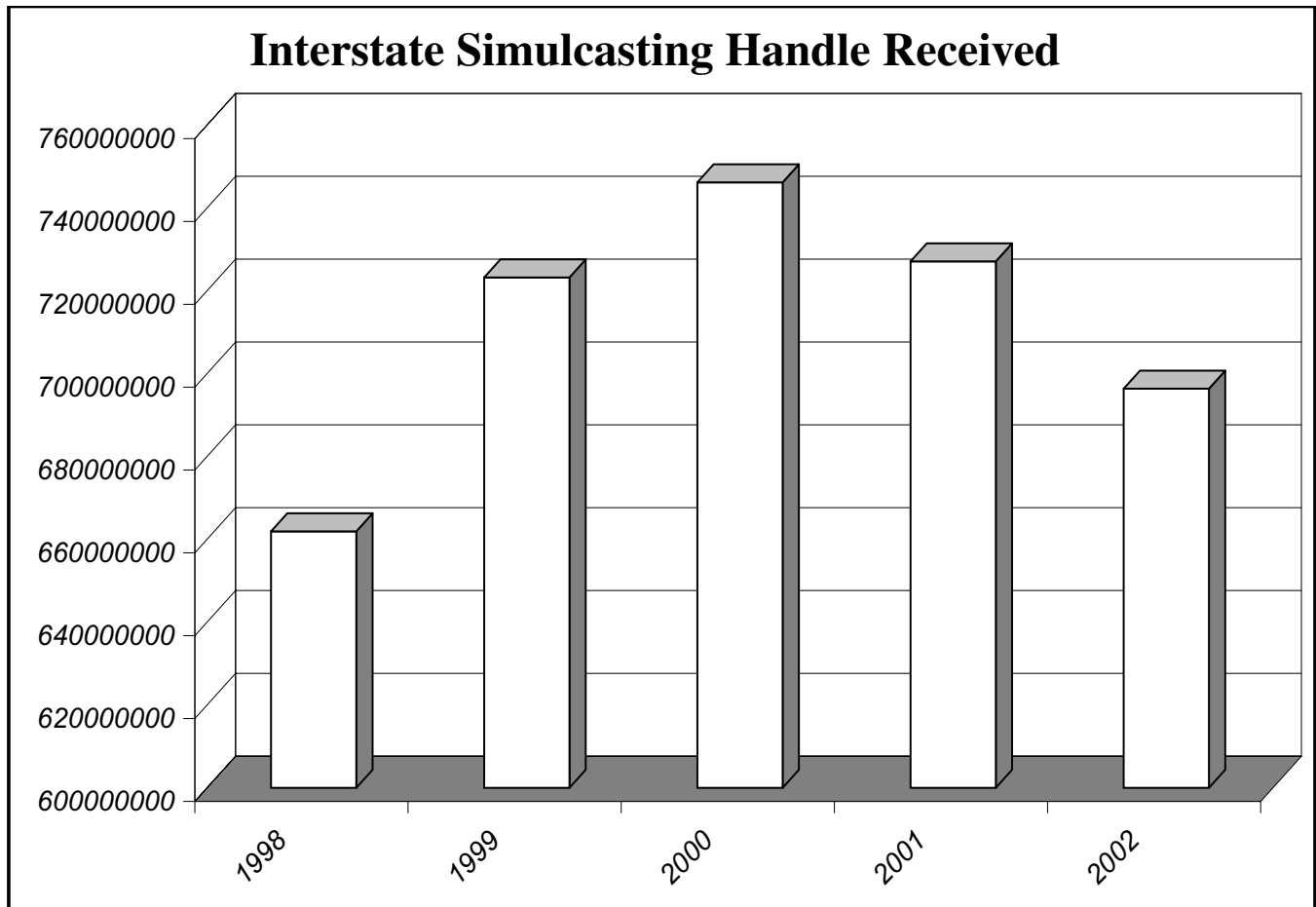
NOTE: Interstate wager is Gross Handle, from All-sources, less NJ Handle (OOSH)

ATTACHMENT 1K

Interstate Simulcasting Handle Received

| | 1998 | 1999 | 2000 | 2001 | 2002 |
|--------------------------|----------------------|----------------------|----------------------|----------------------|----------------------|
| Atlantic City Harness | \$42,928,846 | \$45,336,446 | \$47,394,787 | \$51,794,045 | \$52,179,085 |
| Atlantic City Racecourse | 22,494,230 | 25,173,913 | 27,052,073 | 29,025,373 | 31,660,199 |
| Freehold Raceway | 61,598,948 | 60,379,462 | 65,014,849 | 72,164,363 | 74,922,720 |
| Garden State Park | 94,787,711 | 90,580,869 | 85,945,440 | 36,520,230 | 0 |
| Meadowlands Racetrack | 311,804,506 | 366,566,659 | 383,240,349 | 403,168,024 | 402,411,700 |
| Monmouth Park | 128,298,788 | 135,179,856 | 137,522,934 | 134,417,891 | 135,185,476 |
| TOTAL | \$661,913,029 | \$723,217,205 | \$746,170,432 | \$727,089,926 | \$696,359,180 |

ATTACHMENT 1L



ATTACHMENT 1M

Summary of Commingle Handle by Track

1/1/02 thru 12/31/02

| OUT-OF-STATE SIGNAL RECEIVED | ATLANTIC CITY RACING ASSOC. | FREEHOLD RACETRACK A C H I | MEADOWLANDS RACETRACK HARNESS | MONMOUTH PARK T-BRED | T O T A L SIGNAL | | |
|---------------------------------|--------------------------------|-------------------------------|----------------------------------|-------------------------|----------------------|----------------------|----------------------|
| 1 ADIOS @ LADBROKE | \$2,799 | | \$30,058 | \$58,312 | \$99,372 | | |
| 2 AQUEDUCT | 2,432,309 | 6,063,103 | 3,292,002 | 4,023,217 | 11,463,095 | | |
| 3 ARLINGTON PARK | 739,014 | | 2,477,527 | 6,358,820 | 17,167,713 | | |
| 4 AUSTRALIAN RACE | | | | 981,408 | 261,066 | | |
| 5 BALMORAL | 495,386 | 1,402,620 | 2,174,263 | 3,552,723 | 16,043,850 | | |
| 6 BATAVIA DOWNS | | | 137,902 | | 137,902 | | |
| 7 BAY MEADOWS | 347,482 | 466,449 | 817,704 | 3,496,191 | 1,983,888 | | |
| 8 BELMONT | 1,662,346 | 988,991 | 5,143,918 | 12,922,751 | 6,770,363 | | |
| 9 BEULLAH | 357,067 | 396,102 | 246,565 | 319,842 | 1,622,836 | | |
| 10 CAL-EXPO | | | 48,278 | 3,268,089 | 509,487 | | |
| 11 CALDER | 1,464,524 | 668,554 | 4,487,702 | 8,174,368 | 6,929,385 | | |
| 12 CANTERBURY | | | 44,755 | | 98,566 | | |
| 13 CHARLES TOWN | 747,326 | 1,323,585 | 2,011,600 | 8,722,333 | 3,280,310 | | |
| 14 CHURCHILL | 1,129,325 | 1,391,887 | 1,962,505 | 9,072,979 | 2,328,010 | | |
| 15 COLONIAL DOWNS | 175,988 | | 518,759 | 414,168 | 57,753 | | |
| 16 DELAWARE PK | 1,738,148 | 500,703 | 3,284,113 | 5,618,539 | 5,378,486 | | |
| 17 DELMAR | 315,481 | | 1,032,771 | 1,056,267 | 3,654,474 | | |
| 18 DELTA DOWNS | | 194,509 | 85,942 | 104,192 | 5,996 | | |
| 19 DERBY FUTURE | | 13,707 | 3,536 | 47,265 | 11,196 | | |
| 20 DOVER DOWNS | 289,569 | 1,284,772 | 708,905 | 3,777,784 | 534,275 | | |
| 21 DUBAI | 8,196 | 16,501 | | 60,358 | 23,954 | | |
| 22 DUQUIN | | | | 90,188 | 7,267 | | |
| 23 ELLIS PARK | 188,870 | | 704,924 | 1,318,156 | 1,614,164 | | |
| 24 EMERALD DOWNS | | 23,240 | 78,571 | 99,981 | 98,823 | | |
| 25 EVANGELINE | 270,951 | 395,846 | 701,650 | 6,048,538 | 969,159 | | |
| 26 FAIRGROUND | 586,353 | 1,526,017 | 487,514 | 7,013,443 | 2,825,449 | | |
| 27 FAIRPLEX | 59,390 | | 226,926 | | 798,394 | | |
| 28 FINGER LAKES | 216,709 | 168,680 | 842,895 | 1,160,164 | 1,010,319 | | |
| 29 FLAMBORO | | 412,765 | 875,761 | | | | |
| 30 FORT ERIE RACETRACK | | | | 500,663 | 551,423 | | |
| 31 FRASIER DOWNS | | 112,266 | 59,377 | | | | |
| 32 FRENCH RACING | | | | 5,102 | 6 | | |
| 33 GOLDEN GATE | 364,661 | 888,423 | 620,522 | 5,624,525 | 876,197 | | |
| 34 GREAT LAKES | 132,163 | | | 42,027 | 507,265 | | |
| 35 GULFSTREAM | 1,409,004 | 4,618,914 | | 14,163,397 | 6,709,074 | | |
| 36 HARRINGTON | 162,073 | 284,684 | 1,113,088 | 933,865 | 985,385 | | |
| 37 HAWTHORNE | 360,533 | 227,253 | 1,002,735 | 2,640,263 | 978,023 | | |
| 38 HAZEL PARK | 65,436 | 122,032 | 257,180 | 258,892 | 109,741 | | |
| 39 HEAD 2 HEAD | 2,843 | | 3,453 | | 23,282 | | |
| 40 HOLLYWOOD | 736,760 | 528,917 | 1,506,477 | 9,521,601 | 1,183,252 | | |
| 41 HONG KONG | | | | 415,996 | | | |
| 42 HOOSIER PARK | 124,462 | 114,802 | 998,596 | 834,009 | 2,455,549 | | |
| 43 INDIANA DOWNS | | | 92,386 | | | | |
| 44 KEENELAND | 354,862 | 581,408 | 614,422 | 2,031,163 | 1,544,956 | | |
| 45 KENTUCKY | 10,262 | | 25,618 | | 99,224 | | |
| 46 LAUREL | 1,171,306 | 1,759,465 | 1,942,896 | 6,490,160 | 2,959,864 | | |
| 47 LITTLE BROWN JUG | 8,907 | | 109,510 | | 201,049 | | |
| 48 LONE STAR PARK | 268,539 | 544,189 | 374,003 | 6,574,986 | 855,218 | | |
| 49 LOS ALAMITOS | | | | 953,854 | 249,300 | | |
| 50 LOUISIANA | 307,221 | | 1,216,674 | 750,919 | 2,509,305 | | |
| 51 MAYWOOD | 218,626 | 909,812 | 944,085 | 4,382,641 | 2,593,447 | | |
| 52 MEADOWS | 289,032 | 908,783 | 1,359,246 | 5,548,769 | 2,317,390 | | |
| 53 MOHAWK | 120,241 | 305,690 | 674,303 | 2,367,341 | 3,053,636 | | |
| 54 MONTAINEER | 760,166 | 527,750 | 1,187,903 | 4,939,929 | 3,267,971 | | |
| 55 MONT'NLO RACEWAY | 273,902 | 1,226,727 | 2,211,398 | 2,458,608 | 935,472 | | |
| 56 MONTREAL HIPODRM | | | 17,101 | 328,388 | 145,713 | | |
| 57 NORTHERN CAL. FAIR | | | | 829,243 | 188,328 | | |
| 58 NORTHFIELD | 447,656 | 1,586,364 | 2,042,918 | 4,863,520 | 1,410,086 | | |
| 59 NORTHVILLE | | 113,245 | 115,049 | | | | |
| 60 OAKLAWN | 266,129 | 1,065,342 | | 5,054,579 | 1,466,160 | | |
| 61 OAK TREE @ SANTA | 194,160 | | | | | | |
| 62 OAKS DERBY | | 3,695 | 1,188 | 25,703 | 14,421 | | |
| 63 OCEAN DOWNS | | | 152,302 | 64,005 | 35,748 | | |
| 64 PENN NATIONAL | 847,778 | 1,079,168 | 1,388,833 | 12,008,054 | 4,705,191 | | |
| 65 PHILA PARK | 2,792,592 | 2,670,232 | 3,426,987 | 11,026,173 | 3,910,660 | | |
| 66 PIMLICO | 867,636 | 1,302,487 | 805,992 | 5,215,848 | 1,395,432 | | |
| 67 PLAINRIDGE | | 173,704 | 753,250 | 1,046,404 | 747,531 | | |
| 68 POCONO | 131,834 | 367,176 | 779,393 | 1,723,973 | 794,443 | | |
| 69 POMPANO | 65,303 | 638,308 | 511,830 | 1,579,403 | 221,435 | | |
| 70 PRAIRE MEADOWS | | | | 808,805 | 271,756 | | |
| 71 RED MILE | | | 380,827 | 93,114 | 746,702 | | |
| 72 REMMINGTON | | | 31,119 | | | | |
| 73 RETAMA PARK | 142,567 | | 539,046 | 164,183 | 3,819,218 | | |
| 74 RIVERDOWNS | | 270,741 | 461,197 | 1,492,613 | 285,823 | | |
| 75 ROCKINGHAM | 155,200 | | 757,524 | 522,413 | 354,188 | | |
| 76 ROSECROFT | 19,223 | 298,394 | 623,525 | 461,523 | 446,471 | | |
| 77 SAM HOUSTON | 339,616 | 926,174 | 583,232 | 7,978,396 | 1,469,281 | | |
| 78 SAN MATEO | 78,357 | | | | | | |
| 79 SANTA ANITA | 631,133 | 2,076,263 | 832,403 | 11,005,018 | 2,516,855 | | |
| 80 SARATOGA | 993,584 | 108,146 | 2,718,349 | 2,793,339 | 7,025,925 | | |
| 81 SCIOTO DOWNS | | 45,362 | 243,969 | 312,318 | 208,023 | | |
| 82 SPORTSMAN'S | 160,188 | 662,617 | | 1,649,927 | 514,934 | | |
| 83 SUBURBAN DOWNS | | | 404,027 | 1,497,706 | 55,998 | | |
| 84 SUFFOLK DOWNS | 626,363 | 1,505,923 | 980,005 | 3,700,070 | 862,887 | | |
| 85 SUNLAND PARK | 32,743 | 149,780 | 56,394 | 80,685 | 1,477,575 | | |
| 86 SYRACUSE MILE | | | 74,477 | | 44,650 | | |
| 87 TAMPA BAY | 747,583 | 2,322,536 | 264,353 | 4,795,180 | 1,610,825 | | |
| 88 THISTLEDOWN | 389,814 | 214,527 | 1,345,632 | 1,362,071 | 1,021,750 | | |
| 89 TIMINIUM | 23,615 | | 90,331 | | 791,341 | | |
| 90 TURF PARADISE | 270,453 | 899,798 | 630,966 | 2,347,064 | 644,599 | | |
| 91 TURFWAY | 384,368 | 794,559 | 723,009 | 5,287,994 | 1,415,187 | | |
| 92 WINDSOR | | 206,472 | 418,479 | 665,473 | 155,934 | | |
| 93 WOODBINE | 532,045 | 545,867 | 1,275,299 | 8,277,002 | 3,404,221 | | |
| 94 YAVAPAI | | | 179,676 | | | | |
| 95 YONKERS | 152,027 | 1,253,059 | 2,573,120 | 5,805,414 | 2,602,908 | | |
| TOTAL 2002 | \$31,660,199 | \$52,179,085 | \$74,922,720 | \$283,165,870 | \$119,245,830 | \$135,185,476 | \$696,359,180 |

New Jersey Live & Simulcasting Meets Commission Distribution Summary 2002

| NJ-TRACK | RACE DAY | NJ-GROSS HANDLE | TOTAL COMMISSION | TRACK SHARE | PURSE SHARE | STATE SETTLE | CHARITY | SIRE STAKES (HARNESS) | BREED/DEVL (HARNESS) | BREED/STALL (HARNESS) | BREED/DEVL (T-BRED) | T. B. A. (T-BRED) | BACKSTRETCH BENEVOLENCE | S.B.O.A. BENEFIT | POSITIVE BREAKAGE | HEADTAX | PAY TO PATRON | WORKERS COMP | |
|-------------------------------------|---------------|------------------------|----------------------|----------------------|---------------------|----------------|------------------|-----------------------|----------------------|-----------------------|---------------------|--------------------|-------------------------|------------------|--------------------|-----------------|----------------------|--------------------|--|
| T-BRED TRACK | | | | | | | | | | | | | | | | | | | |
| ACRA | 1 | \$170,686 | \$32,698 | \$18,531 | \$11,733 | \$0 | \$826 | \$0 | \$0 | \$0 | \$85 | \$1,522 | \$0 | \$0 | \$10,549 | \$0 | \$127,439 | \$401 | |
| MDLS | 62 | 31,373,057 | 6,148,527 | 4,377,007 | 1,655,397 | 0 | 17,422 | 0 | 0 | 0 | 15,687 | 80,224 | 2,789 | 0 | 180,451 | 0 | 25,044,080 | 59,483 | |
| MP | 78 | 74,743,527 | 14,692,544 | 10,539,907 | 3,867,999 | 0 | 61,762 | 0 | 0 | 0 | 37,372 | 179,264 | 6,239 | 0 | 446,463 | 13,846 | 59,604,521 | 126,174 | |
| SUB-TOTAL (T) | 141 | \$106,287,270 | \$20,873,768 | \$14,935,446 | \$5,535,130 | \$0 | \$80,010 | \$0 | \$0 | \$0 | \$53,144 | \$261,011 | \$9,028 | \$0 | \$637,462 | \$13,846 | \$84,776,039 | \$186,058 | |
| HARNESS TRACK | | | | | | | | | | | | | | | | | | | |
| ACHI | 98 | \$25,972,464 | \$5,354,480 | \$2,526,062 | \$2,595,288 | \$0 | \$9,433 | \$169,093 | \$8,961 | \$14,934 | \$0 | \$0 | \$2,409 | \$28,301 | \$207,963 | \$1,578 | \$20,410,021 | \$56,822 | |
| FRA | 94 | 25,038,456 | 5,171,659 | 2,438,340 | 2,505,950 | 0 | 12,813 | 162,863 | 8,638 | 14,397 | 0 | 0 | 2,248 | 26,409 | 146,103 | 1,754 | 19,720,694 | 61,291 | |
| MDLS | 166 | 147,837,926 | 29,612,631 | 19,077,989 | 9,432,060 | 0 | 48,572 | 752,059 | 44,352 | 81,311 | 0 | 0 | 13,827 | 162,462 | 705,540 | 0 | 117,519,754 | 234,270 | |
| SUB-TOTAL (H) | 358 | \$198,848,846 | \$40,138,771 | \$24,042,391 | \$14,533,299 | \$0 | \$70,818 | \$1,084,015 | \$61,950 | \$110,642 | \$0 | \$0 | \$18,483 | \$217,172 | \$1,059,606 | \$3,333 | \$157,650,469 | \$352,383 | |
| TOTAL LIVE-2000 | 499 | \$305,136,116 | \$61,012,539 | \$38,977,837 | \$20,068,429 | \$0 | \$150,827 | \$1,084,015 | \$61,950 | \$110,642 | \$53,144 | \$261,011 | \$27,511 | \$217,172 | \$1,697,069 | \$17,179 | \$242,426,508 | \$538,441 | |
| OUT-OF-STATE HANDLE RECEIVED | | | | | | | | | | | | | | | | | | | |
| ACRA (T) | 6,191 | 31,660,199 | 6,294,614 | 4,886,639 | 1,230,676 | 2 | 0 | 0 | 0 | 0 | 9,498 | 164,634 | 3,167 | 0 | 174,251 | 0 | 25,191,334 | \$74,401 | |
| MDLS (T) | 1,861 | 119,245,830 | 24,315,826 | 16,136,461 | 7,511,588 | 0 | 0 | 0 | 0 | 0 | 35,774 | 620,078 | 11,925 | 0 | 573,482 | 0 | 94,930,004 | 280,228 | |
| MP (T) | 5,336 | 135,185,476 | 26,695,273 | 18,323,280 | 7,614,953 | 3,283 | 0 | 0 | 0 | 0 | 40,556 | 702,965 | 13,519 | 0 | 652,395 | 0 | 107,837,808 | 317,686 | |
| SUB-TOT (T) | 13,388 | 286,091,505 | 57,305,713 | 39,346,380 | 16,357,218 | 3,285 | 0 | 0 | 0 | 0 | 85,828 | 1,487,676 | 28,611 | 0 | 1,400,127 | 0 | 227,959,146 | 672,315 | |
| ACHI (H) | 2,852 | 52,179,085 | 10,900,208 | 7,797,402 | 2,848,809 | 188 | 0 | 158,366 | 15,654 | 13,449 | 0 | 0 | 5,218 | 61,311 | 238,661 | 0 | 41,040,216 | 0 | |
| FRA (H) | 4,364 | 74,922,721 | 15,664,725 | 11,411,955 | 3,888,060 | 157 | 0 | 227,394 | 22,477 | 19,311 | 0 | 0 | 7,493 | 88,034 | 334,045 | 0 | 58,923,794 | 0 | |
| MDLS (H) | 4,169 | 283,165,870 | 57,585,484 | 38,273,950 | 18,013,419 | 2,294 | 0 | 771,848 | 84,950 | 80,281 | 0 | 0 | 28,317 | 332,720 | 1,433,506 | 0 | 224,146,880 | 0 | |
| SUB-TOT (H) | 11,385 | 410,267,676 | 84,150,417 | 57,483,306 | 24,750,288 | 2,639 | 0 | 1,157,608 | 123,081 | 113,041 | 0 | 0 | 41,027 | 482,065 | 2,006,212 | 0 | 324,110,891 | 0 | |
| TOTAL SIGNAL | 24,773 | \$696,359,181 | \$141,456,130 | \$96,829,686 | \$41,107,506 | \$5,924 | \$0 | \$1,157,608 | \$123,081 | \$113,041 | \$85,828 | \$1,487,676 | \$69,638 | \$482,065 | \$3,406,339 | \$0 | \$552,070,037 | \$672,315 | |
| TOTAL - 2002 | 25,272 | \$1,001,495,297 | \$202,468,669 | \$135,807,523 | \$61,175,935 | \$5,924 | \$150,827 | \$2,241,624 | \$185,031 | \$223,683 | \$138,972 | \$1,748,687 | \$97,149 | \$699,237 | \$5,103,408 | \$17,179 | \$794,496,545 | \$1,210,756 | |

2002 Charity Days Revenue

| TRACK / DATE | BACKSTRETCH BENEVOLENCE | DEVELOPMENTALLY DISABLED | HORSE PARK OF NEW JERSEY | T O T A L CHARITY |
|------------------------------------|----------------------------|-----------------------------|-----------------------------|----------------------|
| <i>A.C. Harness, Inc.</i> | | | | |
| 16-Mar-02 | | | 2,266.88 | \$2,266.88 |
| 06-Apr-02 | | 2,387.44 | | 2,387.44 |
| 20-Apr-02 | 1,916.83 | | | 1,916.83 |
| 11-May-02 | | 1,882.02 | | 1,882.02 |
| 27-May-02 | | 979.52 | | 979.52 |
| SUB-TOTAL | \$1,916.83 | \$5,248.98 | \$2,266.88 | \$9,432.69 |
| <i>Atlantic City Racing</i> | | | | |
| 5/10/2002 @ AC | 825.75 | | | \$825.75 |
| 5/18/2002 @ MP | | 5,649.19 | | 5,649.19 |
| 5/25/2002 @ MP | | 8,326.35 | | 8,326.35 |
| 5/30/2002 @ MP | | 2,412.38 | | 2,412.38 |
| 5/31/2002 @ MP | | | 2,875.14 | 2,875.14 |
| SUB-TOTAL | \$825.75 | \$16,387.92 | \$2,875.14 | \$20,088.81 |
| <i>Freehold Raceway</i> | | | | |
| 10-Aug-02 | 2,321.05 | | | \$2,321.05 |
| 24-Aug-02 | | | 3,163.54 | 3,163.54 |
| 02-Sep-02 | | 3,083.47 | | 3,083.47 |
| 21-Sep-02 | | 2,164.49 | | 2,164.49 |
| 19-Oct-02 | | 2,080.14 | | 2,080.14 |
| SUB-TOTAL | \$2,321.05 | \$7,328.10 | \$3,163.54 | \$12,812.69 |
| <i>Meadowlands (H)</i> | | | | |
| 09-Mar-02 | 7,030.41 | | | \$7,030.41 |
| 06-Apr-02 | | | 7,464.86 | 7,464.86 |
| 18-May-02 | | 7,768.74 | | 7,768.74 |
| 01-Jun-02 | | 7,867.61 | | 7,867.61 |
| 03-Aug-02 | | 18,440.52 | | 18,440.52 |
| SUB-TOTAL | \$7,030.41 | \$34,076.87 | \$7,464.86 | \$48,572.14 |
| <i>Meadowlands (T)</i> | | | | |
| 02-Sep-02 | | | 4,453.80 | \$4,453.80 |
| 21-Sep-02 | | 4,785.05 | | 4,785.05 |
| 12-Oct-02 | | 2,698.02 | | 2,698.02 |
| 26-Oct-02 | 2,574.37 | | | 2,574.37 |
| 09-Nov-02 | | 2,910.88 | | 2,910.88 |
| SUB-TOTAL | \$2,574.37 | \$10,393.95 | \$4,453.80 | \$17,422.12 |
| <i>Monmouth Park</i> | | | | |
| 27-May-02 | | 8,067.50 | | \$8,067.50 |
| 04-Jul-02 | 4,819.74 | | | 4,819.74 |
| 21-Jul-02 | | 6,336.77 | | 6,336.77 |
| 04-Aug-02 | | 17,894.47 | | 17,894.47 |
| 01-Sep-02 | | | 5,380.41 | 5,380.41 |
| SUB-TOTAL | \$4,819.74 | \$32,298.74 | \$5,380.41 | \$42,498.89 |
| CHARITY thru 12/31 | \$19,488.15 | \$105,734.56 | \$25,604.63 | \$150,827.34 |

Summary of Pari-Mutuel Activity Atlantic City Casinos 1/1/02 through 12/31/02

| Host Track | Showboat | Trump Taj Mahal | Resorts | Sands | Caesar's | Bally's Park Place | Trump Marina | Tropicana | Hub Total |
|----------------------------------|-----------|--------------------|-------------|-----------|-------------|-----------------------|-----------------|-------------|--------------|
| New Jersey Signals Received | | | | | | | | | |
| Atlantic City Harness, Inc. | \$78,402 | \$140,839 | \$228,217 | \$77,368 | \$188,553 | \$336,014 | \$65,250 | \$165,583 | \$1,280,226 |
| Freehold | 129,081 | 131,873 | 124,497 | 48,045 | 173,802 | 284,471 | 91,510 | 141,032 | 1,124,311 |
| Garden State Park - Harness | 0 | 0 | 0 | 0 | 0 | 0 | 0 | 0 | 0 |
| Meadowlands - Harness | 383,779 | 680,293 | 723,582 | 251,198 | 973,519 | 1,667,531 | 361,551 | 679,695 | 5,721,148 |
| Garden State Park - Thoroughbred | 0 | 0 | 0 | 0 | 0 | 0 | 0 | 0 | 0 |
| Meadowlands - Thoroughbred | 147,678 | 245,251 | 150,349 | 80,807 | 377,369 | 536,574 | 172,211 | 292,359 | 2,002,598 |
| Monmouth Park - Thoroughbred | 169,203 | 363,270 | 289,479 | 168,099 | 525,853 | 865,002 | 426,354 | 579,616 | 3,386,876 |
| Total N.J. Signals Received | \$908,143 | \$1,561,526 | \$1,516,124 | \$625,517 | \$2,239,096 | \$3,689,592 | \$1,116,876 | \$1,858,285 | \$13,515,159 |
| Out-of-State Signals Received | | | | | | | | | |
| Aqueduct | \$517,422 | \$1,336,146 | \$982,174 | \$643,399 | \$1,638,972 | \$2,503,575 | \$574,864 | \$1,364,307 | \$9,560,859 |
| Arlington | 93,268 | 288,902 | 187,735 | 127,470 | 499,162 | 684,737 | 284,802 | 491,095 | 2,657,171 |
| Balmoral | 3,010 | 403,892 | 317,432 | 158,084 | 420,412 | 732,801 | 97,841 | 361,735 | 2,495,207 |
| Bay Meadows | 64,588 | 148,877 | 117,187 | 66,233 | 211,716 | 356,624 | 78,299 | 207,998 | 1,251,522 |
| Belmont | 323,382 | 1,115,200 | 606,867 | 343,569 | 1,067,262 | 1,697,584 | 605,093 | 1,039,281 | 6,798,238 |
| Buelah & Riverdowns | 26,093 | 128,434 | 147,699 | 87,167 | 208,148 | 352,035 | 73,939 | 233,949 | 1,257,464 |
| Cal-Expo | 0 | 106,066 | 132,120 | 22,769 | 0 | 292,602 | 1,528 | 149,271 | 704,356 |
| Calder | 232,166 | 480,408 | 367,350 | 251,646 | 779,602 | 1,111,426 | 314,509 | 737,357 | 4,274,464 |
| Charlestown | 237,149 | 396,545 | 371,407 | 163,321 | 548,057 | 909,440 | 189,837 | 468,741 | 3,284,497 |
| Churchill Downs | 159,984 | 450,661 | 329,736 | 195,936 | 542,414 | 922,266 | 296,848 | 615,104 | 3,512,949 |
| Colonial Downs | 15,938 | 64,117 | 50,232 | 22,589 | 78,321 | 112,317 | 45,600 | 64,259 | 453,373 |
| Delaware Park | 241,686 | 426,343 | 400,329 | 261,067 | 623,077 | 1,104,594 | 298,900 | 689,835 | 4,045,831 |
| Del Mar | 71,124 | 170,024 | 100,937 | 60,485 | 249,731 | 419,966 | 204,137 | 251,491 | 1,527,895 |
| Dover Downs | 94,260 | 195,314 | 170,637 | 75,053 | 195,636 | 352,408 | 54,886 | 150,651 | 1,288,845 |
| Ellis Park | 28,701 | 90,376 | 56,753 | 37,308 | 135,053 | 174,463 | 56,220 | 162,172 | 741,046 |
| Fair Grounds | 78,877 | 176,423 | 205,060 | 126,883 | 300,425 | 496,168 | 87,066 | 254,967 | 1,725,869 |
| Fairplex | 14,471 | 24,590 | 26,100 | 7,428 | 35,125 | 58,687 | 19,548 | 36,317 | 222,266 |
| Finger Lakes | 35,259 | 132,323 | 117,042 | 72,899 | 213,380 | 335,224 | 86,632 | 189,349 | 1,182,108 |
| Golden Gate | 86,825 | 198,457 | 170,903 | 98,757 | 264,309 | 434,612 | 78,616 | 222,328 | 1,554,807 |
| Great Lakes Down | 40,388 | 90,724 | 82,874 | 41,241 | 132,189 | 210,253 | 46,284 | 119,147 | 763,100 |
| Gulfstream | 184,778 | 410,462 | 476,569 | 286,861 | 658,965 | 1,067,971 | 240,755 | 580,970 | 3,907,331 |
| Harrington Raceway | 56,617 | 110,848 | 97,514 | 42,882 | 138,786 | 238,274 | 39,676 | 144,827 | 869,424 |
| Hazel Park | 0 | 80,045 | 76,207 | 31,925 | 93,283 | 156,329 | 30,678 | 83,710 | 552,177 |

| | | | | | | | | | |
|-------------------------------------|--------------------|---------------------|---------------------|--------------------|---------------------|---------------------|--------------------|---------------------|----------------------|
| Hawthorne T | 37,944 | 90,764 | 84,830 | 47,178 | 145,337 | 219,172 | 43,381 | 130,526 | 799,132 |
| Head 2 Head - Illinois | 35 | 635 | 7 | 0 | 810 | 2,603 | 30 | 597 | 4,717 |
| Hollywood | 132,935 | 405,390 | 277,589 | 129,192 | 428,624 | 754,708 | 257,419 | 490,129 | 2,875,986 |
| Hoosier Park | 0 | 75,024 | 46,690 | 26,095 | 148,442 | 191,790 | 36,376 | 100,334 | 624,751 |
| Keeneland | 33,716 | 90,419 | 101,505 | 54,574 | 142,373 | 263,217 | 62,597 | 160,679 | 909,080 |
| Laurel | 145,568 | 304,452 | 303,946 | 179,664 | 495,962 | 760,301 | 181,736 | 463,825 | 2,835,454 |
| Little Brown Jug | 1,292 | 3,349 | 2,471 | 1,104 | 4,674 | 8,246 | 748 | 5,660 | 27,544 |
| Lone Star Park | 0 | 81,016 | 101,334 | 50,800 | 176,491 | 279,629 | 111,254 | 145,865 | 946,389 |
| Los Alamitos Q | 0 | 109,031 | 130,114 | 28,958 | 0 | 321,519 | 1,479 | 187,125 | 778,226 |
| Louisiana Downs | 36,495 | 127,736 | 102,798 | 66,062 | 229,947 | 308,203 | 72,959 | 187,406 | 1,131,606 |
| Maywood | 0 | 177,009 | 141,583 | 61,965 | 204,389 | 317,595 | 52,871 | 172,743 | 1,128,155 |
| Meadows | 95,014 | 178,803 | 188,808 | 76,579 | 178,456 | 392,180 | 61,342 | 176,307 | 1,347,489 |
| Monticello Raceway H | 54,719 | 152,062 | 157,827 | 66,387 | 203,723 | 390,273 | 86,424 | 179,580 | 1,290,995 |
| Mountaineer | 252,687 | 442,766 | 379,546 | 168,219 | 555,989 | 957,772 | 219,433 | 505,508 | 3,481,920 |
| Northfield | 20,485 | 357,767 | 297,445 | 123,793 | 397,211 | 705,665 | 128,683 | 333,148 | 2,364,197 |
| Oaklawn | 32,847 | 89,391 | 118,159 | 55,376 | 144,559 | 254,506 | 51,073 | 128,504 | 874,415 |
| Oak Tree @ Santa Anita | 42,606 | 117,436 | 50,419 | 34,411 | 157,077 | 239,472 | 57,890 | 140,550 | 839,861 |
| Penn National | 170,299 | 279,347 | 300,839 | 133,875 | 412,041 | 729,945 | 163,520 | 373,215 | 2,563,081 |
| Philadelphia Park | 340,773 | 572,405 | 601,075 | 396,331 | 895,286 | 1,459,686 | 381,914 | 877,280 | 5,524,750 |
| Pimlico | 101,526 | 195,076 | 231,949 | 133,385 | 346,230 | 549,688 | 122,230 | 335,821 | 2,015,905 |
| Pocono Downs | 0 | 115,264 | 7,670 | 37,959 | 129,899 | 221,027 | 42,259 | 128,116 | 682,194 |
| Pompano | 0 | 106,027 | 103,453 | 38,679 | 138,415 | 201,355 | 34,708 | 96,369 | 719,006 |
| Rockingham | 23,979 | 69,681 | 58,727 | 41,666 | 110,501 | 155,220 | 41,971 | 103,512 | 605,257 |
| Rosecroft | 0 | 51,676 | 67,939 | 19,573 | 60,699 | 98,115 | 17,107 | 58,252 | 373,361 |
| Sam Houston | 0 | 149,676 | 155,364 | 64,202 | 220,100 | 366,056 | 54,749 | 181,552 | 1,191,699 |
| San Mateo San Joaquin | 7,847 | 17,379 | 12,470 | 9,172 | 20,166 | 36,558 | 7,101 | 18,356 | 129,049 |
| Santa Anita | 125,592 | 313,789 | 309,006 | 159,194 | 417,614 | 665,530 | 135,410 | 336,635 | 2,462,770 |
| Saratoga | 179,599 | 504,862 | 263,503 | 163,660 | 583,212 | 1,099,172 | 465,936 | 629,552 | 3,889,496 |
| Sportsman Park | 20,717 | 56,797 | 78,797 | 44,640 | 84,224 | 166,605 | 31,732 | 75,072 | 558,584 |
| Suffolk Downs | 67,714 | 182,594 | 185,600 | 122,348 | 248,597 | 437,885 | 79,540 | 272,641 | 1,596,919 |
| Tampa Bay Downs | 50,094 | 194,749 | 242,694 | 127,455 | 316,056 | 510,600 | 104,496 | 285,431 | 1,831,575 |
| Timonium | 4,065 | 12,576 | 4,552 | 4,048 | 13,841 | 22,586 | 2,239 | 11,338 | 75,245 |
| Thistledown | 15,136 | 161,782 | 128,513 | 70,865 | 257,903 | 372,112 | 84,577 | 215,826 | 1,306,714 |
| Turf Paradise | 58,198 | 184,018 | 188,584 | 99,230 | 295,830 | 486,496 | 85,342 | 227,531 | 1,625,229 |
| Turfway | 53,078 | 126,952 | 127,460 | 73,417 | 234,300 | 321,143 | 68,452 | 216,855 | 1,221,657 |
| Yonkers | 215,937 | 319,919 | 323,064 | 120,759 | 378,950 | 579,295 | 138,479 | 330,786 | 2,407,189 |
| Total Out-of-State Signals Received | <u>\$4,926,883</u> | <u>\$13,442,796</u> | <u>\$11,467,194</u> | <u>\$6,255,787</u> | <u>\$17,811,953</u> | <u>\$29,570,281</u> | <u>\$7,294,015</u> | <u>\$16,901,487</u> | <u>\$107,670,396</u> |
| Total Pari-Mutuel Activity | \$5,835,026 | \$15,004,322 | \$12,983,318 | \$6,881,304 | \$20,051,049 | \$33,259,873 | \$8,410,891 | \$18,759,772 | \$121,185,555 |

**Pari-Mutuel Takeout
Atlantic City Casinos
In-State & Out-of-State Simulcasting
1/1/02 through 12/31/02**

| | <u>Showboat</u> | <u>Trump Taj Mahal</u> | <u>Resorts</u> | <u>Sands</u> | <u>Caesar's</u> | <u>Bally's Park Place</u> | <u>Trump Marina</u> | <u>Tropicana</u> | <u>Hub Total</u> |
|-------------------------------------|-----------------------|----------------------------|------------------------|-----------------------|------------------------|-------------------------------|-------------------------|------------------------|-------------------------|
| Racing Days | | | | | | | | | |
| Casino Simulcasting Fund | \$29,187.42 | \$75,039.08 | \$64,934.08 | \$34,423.36 | \$100,272.33 | \$166,316.95 | \$42,070.84 | \$93,816.30 | \$606,060.36 |
| Casino - Placement of Signal | 150,388.38 | 411,526.74 | 348,629.76 | 190,907.40 | 545,347.92 | 902,765.07 | 224,096.88 | 518,939.88 | 3,292,602.03 |
| A.C.R.A. Contingency Fund - State | 0.00 | 0.00 | 0.00 | 0.00 | 0.00 | 0.00 | 0.00 | 0.00 | 0.00 |
| Casino Share | 494,391.90 | 1,254,426.70 | 1,105,042.28 | 586,894.11 | 1,676,664.43 | 2,831,609.44 | 710,933.16 | 1,586,636.89 | 10,246,598.91 |
| Special Trust - Harness | | | | | | | | | |
| Sire Stakes | 8,640.81 | 21,759.18 | 19,183.41 | 9,908.21 | 28,973.31 | 48,213.98 | 11,790.67 | 26,697.35 | 175,166.92 |
| Track Purses | 6,014.46 | 14,998.30 | 13,266.93 | 6,791.29 | 19,995.84 | 33,284.54 | 8,119.53 | 18,304.83 | 120,775.72 |
| Breeder & Stallion Awards | 815.01 | 2,036.27 | 1,800.36 | 922.94 | 2,714.32 | 4,518.02 | 1,102.22 | 2,487.75 | 16,396.89 |
| Special Trust - Thoroughbred | | | | | | | | | |
| Thoroughbred Breeders | 13,709.85 | 36,235.38 | 30,674.22 | 16,792.36 | 48,580.50 | 80,291.46 | 21,049.85 | 46,316.80 | 293,650.42 |
| Breeding & Development | | | | | | | | | |
| Harness | 928.36 | 2,327.94 | 2,054.84 | 1,057.49 | 3,101.30 | 5,160.83 | 1,261.11 | 2,849.38 | 18,741.25 |
| Thoroughbred | 822.34 | 2,173.90 | 1,839.91 | 1,007.25 | 2,914.73 | 4,816.73 | 1,262.83 | 2,778.43 | 17,616.12 |
| Purse Allocation | | | | | | | | | |
| In State | 41,502.77 | 70,814.53 | 69,153.43 | 28,621.36 | 100,837.30 | 168,613.63 | 51,329.96 | 84,510.50 | 615,383.48 |
| Out of State | 163,190.12 | 443,360.17 | 385,109.21 | 211,746.26 | 586,877.93 | 993,880.44 | 241,815.74 | 565,649.85 | 3,591,629.72 |
| Track Share allocation | | | | | | | | | |
| In State | 41,500.39 | 70,812.22 | 69,151.13 | 28,619.04 | 100,835.01 | 168,611.38 | 51,327.69 | 84,508.06 | 615,364.92 |
| Out of State | 163,189.12 | 443,359.12 | 385,108.09 | 211,744.67 | 586,876.48 | 993,878.20 | 241,814.13 | 565,649.21 | 3,591,619.02 |
| Casino Simulcasting Special Fund | 53,131.95 | 144,350.30 | 125,384.87 | 68,941.38 | 191,076.85 | 323,589.58 | 78,731.22 | 184,165.37 | 1,169,371.52 |
| Total Commissions | 1,167,412.88 | 2,993,219.83 | 2,621,332.52 | 1,398,377.12 | 3,995,068.25 | 6,725,550.25 | 1,686,705.83 | 3,783,310.60 | 24,370,977.28 |
| Breakage | 31,304.66 | 78,432.61 | 69,048.26 | 33,515.65 | 109,517.66 | 173,422.87 | 39,713.97 | 99,098.25 | 634,053.93 |
| Total Amount Distributed | 1,198,717.54 | 3,071,652.44 | 2,690,380.78 | 1,431,892.77 | 4,104,585.91 | 6,898,973.12 | 1,726,419.80 | 3,882,408.85 | 25,005,031.21 |
| Amount Returned to Patron | 4,636,308.46 | 11,932,669.56 | 10,292,937.22 | 5,449,411.23 | 15,946,463.09 | 26,360,899.88 | 6,684,471.20 | 14,877,363.15 | 96,180,523.79 |
| Total Pari-Mutuel Handle | <u>\$5,835,026.00</u> | <u>\$15,004,322.00</u> | <u>\$12,983,318.00</u> | <u>\$6,881,304.00</u> | <u>\$20,051,049.00</u> | <u>\$33,259,873.00</u> | <u>\$8,410,891.00</u> | <u>\$18,759,772.00</u> | <u>\$121,185,555.00</u> |

ATTACHMENT 2C

**Pari-Mutuel Takeout
Atlantic City Casinos
In-State Simulcasting
1/1/02 through 12/31/02**

| | Showboat | Trump Taj Mahal | Resorts | Sands | Caesar's | Bally's Park Place | Trump Marina | Tropicana | Hub Total |
|-------------------------------------|---------------------|----------------------------|-----------------------|---------------------|-----------------------|-------------------------------|-------------------------|-----------------------|------------------------|
| Racing Days | | | | | | | | | |
| Casino Simulcasting Fund | \$4,542.02 | \$7,808.85 | \$7,581.89 | \$3,128.78 | \$11,196.70 | \$18,449.25 | \$5,585.65 | \$9,292.70 | \$67,585.84 |
| Casino - Placement of Signal | 0.00 | 0.00 | 0.00 | 0.00 | 0.00 | 0.00 | 0.00 | 0.00 | 0.00 |
| A.C.R.A. Contingency Fund - State | 0.00 | 0.00 | 0.00 | 0.00 | 0.00 | 0.00 | 0.00 | 0.00 | 0.00 |
| Casino Share | 88,741.44 | 152,070.12 | 148,623.41 | 61,265.93 | 217,389.10 | 363,498.66 | 109,874.33 | 181,553.81 | 1,323,016.80 |
| Special Trust - Harness | | | | | | | | | |
| Sire Stakes | 1,657.02 | 2,704.31 | 2,928.63 | 1,040.32 | 3,724.71 | 6,298.06 | 1,451.56 | 2,739.65 | 22,544.26 |
| Track Purses | 1,322.17 | 2,194.45 | 2,344.78 | 832.88 | 3,029.81 | 5,118.86 | 1,172.20 | 2,206.34 | 18,221.49 |
| Breeder & Stallion Awards | 174.59 | 288.89 | 309.42 | 109.95 | 398.76 | 673.61 | 154.38 | 290.83 | 2,400.43 |
| Special Trust - Thoroughbred | | | | | | | | | |
| Thoroughbred Breeders | 1,387.41 | 2,620.37 | 1,998.14 | 1,144.69 | 4,042.66 | 6,357.65 | 2,806.53 | 4,054.85 | 24,412.30 |
| Breeding & Development | | | | | | | | | |
| Harness | 189.23 | 311.25 | 334.84 | 118.93 | 429.15 | 725.51 | 166.72 | 314.23 | 2,589.86 |
| Thoroughbred | 83.21 | 157.21 | 119.91 | 68.69 | 242.58 | 381.41 | 168.44 | 243.28 | 1,464.73 |
| Purse Allocation | | | | | | | | | |
| In State | 41,502.77 | 70,814.53 | 69,153.43 | 28,621.36 | 100,837.30 | 168,613.63 | 51,329.96 | 84,510.50 | 615,383.48 |
| Out of State | 0.00 | 0.00 | 0.00 | 0.00 | 0.00 | 0.00 | 0.00 | 0.00 | 0.00 |
| Track Share Allocation | | | | | | | | | |
| In State | 41,500.39 | 70,812.22 | 69,151.13 | 28,619.04 | 100,835.01 | 168,611.38 | 51,327.69 | 84,508.06 | 615,364.92 |
| Out of State | 0.00 | 0.00 | 0.00 | 0.00 | 0.00 | 0.00 | 0.00 | 0.00 | 0.00 |
| Casino Simulcasting Special Fund | 0.00 | 0.00 | 0.00 | 0.00 | 0.00 | 0.00 | 0.00 | 0.00 | 0.00 |
| Total Commissions | 181,100.25 | 309,782.20 | 302,545.58 | 124,950.57 | 442,125.78 | 738,728.02 | 224,037.46 | 369,714.25 | 2,692,984.11 |
| Breakage | 5,614.85 | 9,502.61 | 9,111.14 | 3,345.11 | 13,336.43 | 19,710.80 | 5,502.78 | 11,380.38 | 77,504.10 |
| Total Amount Distributed | 186,715.10 | 319,284.81 | 311,656.72 | 128,295.68 | 455,462.21 | 758,438.82 | 229,540.24 | 381,094.63 | 2,770,488.21 |
| Amount Returned to Patron | 721,427.90 | 1,242,241.19 | 1,204,467.28 | 497,221.32 | 1,783,633.79 | 2,931,153.18 | 887,335.76 | 1,477,190.37 | 10,744,670.79 |
| Total Pari-Mutuel Handle | <u>\$908,143.00</u> | <u>\$1,561,526.00</u> | <u>\$1,516,124.00</u> | <u>\$625,517.00</u> | <u>\$2,239,096.00</u> | <u>\$3,689,592.00</u> | <u>\$1,116,876.00</u> | <u>\$1,858,285.00</u> | <u>\$13,515,159.00</u> |

**Pari-Mutuel Takeout
Atlantic City Casinos
Out-of-State Simulcasting
1/1/02 through 12/31/02**

| | Showboat | Trump Taj Mahal | Resorts | Sands | Caesar's | Bally's Park Place | Trump Marina | Tropicana | Hub Total |
|-------------------------------------|-----------------------|------------------------|------------------------|-----------------------|------------------------|------------------------|-----------------------|------------------------|-------------------------|
| Racing Days | | | | | | | | | |
| Casino Simulcasting Fund | \$24,645.40 | \$67,230.23 | \$57,352.19 | \$31,294.58 | \$89,075.63 | \$147,867.70 | \$36,485.19 | \$84,523.60 | \$538,474.52 |
| Casino - Placement of Signal | 150,388.38 | 411,526.74 | 348,629.76 | 190,907.40 | 545,347.92 | 902,765.07 | 224,096.88 | 518,939.88 | 3,292,602.03 |
| A.C.R.A. Contingency Fund - State | 0.00 | 0.00 | 0.00 | 0.00 | 0.00 | 0.00 | 0.00 | 0.00 | 0.00 |
| Casino Share | 405,650.46 | 1,102,356.58 | 956,418.87 | 525,628.18 | 1,459,275.33 | 2,468,110.78 | 601,058.83 | 1,405,083.08 | 8,923,582.11 |
| Special Trust - Harness | | | | | | | | | |
| Sire Stakes | 6,983.79 | 19,054.87 | 16,254.78 | 8,867.89 | 25,248.60 | 41,915.92 | 10,339.11 | 23,957.70 | 152,622.66 |
| Track Purses | 4,692.29 | 12,803.85 | 10,922.15 | 5,958.41 | 16,966.03 | 28,165.68 | 6,947.33 | 16,098.49 | 102,554.23 |
| Breeder & Stallion Awards | 640.42 | 1,747.38 | 1,490.94 | 812.99 | 2,315.56 | 3,844.41 | 947.84 | 2,196.92 | 13,996.46 |
| Special Trust - Thoroughbred | | | | | | | | | |
| Thoroughbred Breeders | 12,322.44 | 33,615.01 | 28,676.08 | 15,647.67 | 44,537.84 | 73,933.81 | 18,243.32 | 42,261.95 | 269,238.12 |
| Breeding & Development | | | | | | | | | |
| Harness | 739.13 | 2,016.69 | 1,720.00 | 938.56 | 2,672.15 | 4,435.32 | 1,094.39 | 2,535.15 | 16,151.39 |
| Thoroughbred | 739.13 | 2,016.69 | 1,720.00 | 938.56 | 2,672.15 | 4,435.32 | 1,094.39 | 2,535.15 | 16,151.39 |
| Purse Allocation | | | | | | | | | |
| In State | 0.00 | 0.00 | 0.00 | 0.00 | 0.00 | 0.00 | 0.00 | 0.00 | 0.00 |
| Out of State | 163,190.12 | 443,360.17 | 385,109.21 | 211,746.26 | 586,877.93 | 993,880.44 | 241,815.74 | 565,649.85 | 3,591,629.72 |
| Track Share allocation | | | | | | | | | |
| In State | 0.00 | 0.00 | 0.00 | 0.00 | 0.00 | 0.00 | 0.00 | 0.00 | 0.00 |
| Out of State | 163,189.12 | 443,359.12 | 385,108.09 | 211,744.67 | 586,876.48 | 993,878.20 | 241,814.13 | 565,649.21 | 3,591,619.02 |
| Casino Simulcasting Special Fund | 53,131.95 | 144,350.30 | 125,384.87 | 68,941.38 | 191,076.85 | 323,589.58 | 78,731.22 | 184,165.37 | 1,169,371.52 |
| Total Commissions | 991,431.71 | 991,431.71 | 991,431.71 | 991,431.71 | 991,431.71 | 991,431.71 | 991,431.71 | 991,431.71 | 991,431.71 |
| Breakage | 25,689.81 | 68,930.00 | 59,937.12 | 30,170.54 | 96,181.23 | 153,712.07 | 34,211.19 | 87,717.87 | 556,549.83 |
| Total Amount Distributed | 1,017,011.33 | 1,017,011.33 | 1,017,011.33 | 1,017,011.33 | 1,017,011.33 | 1,017,011.33 | 1,017,011.33 | 1,017,011.33 | 1,017,011.33 |
| Amount Returned to Patron | 3,914,880.56 | 10,690,428.37 | 9,088,469.94 | 4,952,189.91 | 14,162,829.30 | 23,429,746.70 | 5,797,135.44 | 13,400,172.78 | 85,435,853.00 |
| Total Pari-Mutuel Handle | \$4,926,883.00 | \$13,442,796.00 | \$11,467,194.00 | \$6,255,787.00 | \$17,811,953.00 | \$29,570,281.00 | \$7,294,015.00 | \$16,901,487.00 | \$107,670,396.00 |

ATTACHMENT 3A

Revenue to State
2002
January 1, 2002 through December 31, 2002

| Racing Association/Source | ExpiredOutstanding Pari-Mutuel Tickets | License Fees | Total State Revenue |
|----------------------------------|---|---------------------|--------------------------------|
| Atlantic City Racing Association | \$7,822.87 | \$4,150.00 | \$11,972.87 |
| Freehold Raceway | 83,861.85 | 101,085.00 | 184,946.85 |
| Garden State Park | 10,928.13 | | |
| Meadowlands | 353,490.38 | 200,645.00 | 554,135.38 |
| Monmouth Park Jockey Club | 202,149.31 | 133,150.00 | 335,299.31 |
| Trenton | | 193,725.00 | 193,725.00 |
| <hr/> | | | |
| Total State Revenue | \$658,252.54 | \$632,755.00 | \$1,280,079.41 |

ATTACHMENT 3B

CY 2002 License Revenue Received Harness

Note: All license data is based on transactions that occurred in CY 2002.

| Cat | Classification | Fee | ACRA | | Freehold | | Meadowlands | | Trenton | | Monmouth | | Total | |
|--|-----------------------|-------|------|------------|----------|-----------------|-------------|------------------|---------|------------------|----------|--------------|--------|------------------|
| | | | Qty | Total | Qty | Total | Qty | Total | Qty | Total | Qty | Total | Qty | Total |
| All Licenses Issued in CY 2002 | | | | | | | | | | | | | | |
| 1 | Owner | \$50 | | \$0 | 750 | \$37,500 | 779 | \$38,950 | 601 | \$30,050 | 2 | \$100 | 2,132 | \$106,600 |
| 2 | Trainer | \$50 | | \$0 | 171 | \$8,550 | 241 | \$12,050 | 53 | \$2,650 | | \$0 | 465 | \$23,250 |
| 3 | Assistant Trainer | \$50 | | \$0 | | \$0 | | \$0 | | \$0 | | \$0 | 0 | \$0 |
| 4 | Driver | \$50 | | \$0 | 89 | \$4,450 | 84 | \$4,200 | 16 | \$800 | | \$0 | 189 | \$9,450 |
| 5 | Driver / Trainer | \$50 | | \$0 | 268 | \$13,400 | 245 | \$12,250 | 65 | \$3,250 | 3 | \$150 | 581 | \$29,050 |
| 6 | Jockey | \$50 | | \$0 | | \$0 | | \$0 | | \$0 | | \$0 | 0 | \$0 |
| 7 | Jockey Apprentice | \$30 | | \$0 | | \$0 | | \$0 | | \$0 | | \$0 | 0 | \$0 |
| 8 | Jockey Agent | \$50 | | \$0 | | \$0 | | \$0 | | \$0 | | \$0 | 0 | \$0 |
| 9 | Stable Employee | \$5 | | \$0 | 493 | \$2,465 | 540 | \$2,700 | 2 | \$10 | | \$0 | 1,035 | \$5,175 |
| 10 | C.I.D. | \$10 | | \$0 | 183 | \$1,830 | 1,103 | \$11,030 | 1,942 | \$19,420 | | \$0 | 3,228 | \$32,280 |
| 11 | C.I.D. - Vendors | \$10 | | \$0 | 77 | \$770 | 461 | \$4,610 | 474 | \$4,740 | | \$0 | 1,012 | \$10,120 |
| 12 | Pari-Mutuel Employee | \$25 | | \$0 | 79 | \$1,975 | 393 | \$9,825 | 479 | \$11,975 | | \$0 | 951 | \$23,775 |
| 13 | Veterinarian | \$50 | | \$0 | 29 | \$1,450 | 10 | \$500 | | \$0 | | \$0 | 39 | \$1,950 |
| 14 | Valet | \$20 | | \$0 | | \$0 | | \$0 | | \$0 | | \$0 | 0 | \$0 |
| 15 | Plater | \$20 | | \$0 | 2 | \$40 | 3 | \$60 | | \$0 | | \$0 | 5 | \$100 |
| 16 | Vendor | \$50 | | \$0 | 16 | \$800 | 19 | \$950 | 3 | \$150 | | \$0 | 38 | \$1,900 |
| 17 | Stable Name | \$50 | | \$0 | 84 | \$4,200 | 199 | \$9,950 | 96 | \$4,800 | | \$0 | 379 | \$18,950 |
| 18 | Multiple Ownership | \$50 | | \$0 | 145 | \$7,250 | 315 | \$15,750 | 44 | \$2,200 | | \$0 | 504 | \$25,200 |
| 19 | Corporate Stable Name | \$50 | | \$0 | 17 | \$850 | 80 | \$4,000 | 42 | \$2,100 | 1 | \$50 | 140 | \$7,000 |
| 20 | Authorized Agent | \$50 | | \$0 | | \$0 | 1 | \$50 | | \$0 | | \$0 | 1 | \$50 |
| 21 | Off-Track Stables | \$50 | | \$0 | | \$0 | | \$0 | 26 | \$1,300 | | \$0 | 26 | \$1,300 |
| 23 | Veterinarian - NJRC | \$0 | | \$0 | 7 | \$0 | 8 | \$0 | | \$0 | | \$0 | 15 | \$0 |
| 25 | C.I.D. - NJRC | \$0 | | \$0 | 20 | \$0 | 29 | \$0 | | \$0 | | \$0 | 49 | \$0 |
| 26 | Off-Track Proprietors | \$0 | | \$0 | | \$0 | | \$0 | | \$0 | | \$0 | 0 | \$0 |
| 27 | Official - NJRC | \$0 | | \$0 | 6 | \$0 | 1 | \$0 | | \$0 | | \$0 | 7 | \$0 |
| 28 | Partnership | \$0 | | \$0 | 17 | \$0 | 5 | \$0 | 28 | \$0 | | \$0 | 50 | \$0 |
| 31 | Owner - 3 Year | \$150 | | \$0 | 85 | \$12,750 | 243 | \$36,450 | 268 | \$40,200 | 1 | \$150 | 597 | \$89,550 |
| All Licenses w/dups Issued in CY 2002 | | | 0 | \$0 | 2,538 | \$98,280 | 4,759 | \$163,325 | 4,139 | \$123,645 | 7 | \$450 | 11,443 | \$385,700 |
| DUP Duplicate License Fees | | \$5 | | \$0 | 2 | \$10 | 18 | \$90 | | \$0 | | \$0 | 20 | \$100 |
| Total Licenses w/dups Issued in CY 2002 | | | | \$0 | | \$98,290 | | \$163,415 | | \$123,645 | | \$450 | | \$385,800 |

ATTACHMENT 3C

CY 2002 License Revenue Received Thoroughbred

Note: All license data is based on transactions that occurred in CY 2002.

| Cat | Classification | Fee | ACRA | | Freehold | | Meadowlands | | Trenton | | Monmouth | | Total | |
|--|-----------------------|-------|----------------|---------|----------------|---------|-----------------|----------|-----------------|----------|------------------|-----------|------------------|-----------|
| | | | Qty | Total | Qty | Total | Qty | Total | Qty | Total | Qty | Total | Qty | Total |
| All Licenses Issued in CY 2002 | | | | | | | | | | | | | | |
| 1 | Owner | \$50 | 29 | \$1,450 | 10 | \$500 | 321 | \$16,050 | 261 | \$13,050 | 747 | \$37,350 | 1,368 | \$68,400 |
| 2 | Trainer | \$50 | 27 | \$1,350 | 5 | \$250 | 123 | \$6,150 | 50 | \$2,500 | 392 | \$19,600 | 597 | \$29,850 |
| 3 | Assistant Trainer | \$50 | 1 | \$50 | | \$0 | 11 | \$550 | | \$0 | 79 | \$3,950 | 91 | \$4,550 |
| 4 | Driver | \$50 | | \$0 | | \$0 | | \$0 | | \$0 | | \$0 | 0 | \$0 |
| 5 | Driver / Trainer | \$50 | | \$0 | | \$0 | | \$0 | | \$0 | | \$0 | 0 | \$0 |
| 6 | Jockey | \$50 | 18 | \$900 | | \$0 | 23 | \$1,150 | | \$0 | 87 | \$4,350 | 128 | \$6,400 |
| 7 | Jockey Apprentice | \$30 | 2 | \$60 | | \$0 | 7 | \$210 | | \$0 | 11 | \$330 | 20 | \$600 |
| 8 | Jockey Agent | \$50 | | \$0 | | \$0 | 1 | \$50 | | \$0 | 18 | \$900 | 19 | \$950 |
| 9 | Stable Employee | \$5 | | \$0 | 3 | \$15 | 36 | \$180 | | \$0 | 945 | \$4,725 | 984 | \$4,920 |
| 10 | C.I.D. | \$10 | 3 | \$30 | 14 | \$140 | 106 | \$1,060 | 561 | \$5,610 | 546 | \$5,460 | 1,230 | \$12,300 |
| 11 | C.I.D. - Vendors | \$10 | 1 | \$10 | | \$0 | 21 | \$210 | 32 | \$320 | 316 | \$3,160 | 370 | \$3,700 |
| 12 | Pari-Mutuel Employee | \$25 | | \$0 | 38 | \$950 | | \$0 | 276 | \$6,900 | 240 | \$6,000 | 554 | \$13,850 |
| 13 | Veterinarian | \$50 | 1 | \$50 | | \$0 | | \$0 | | \$0 | 13 | \$650 | 14 | \$700 |
| 14 | Valet | \$20 | | \$0 | | \$0 | | \$0 | 15 | \$300 | 9 | \$180 | 24 | \$480 |
| 15 | Plater | \$20 | | \$0 | 2 | \$40 | | \$0 | | \$0 | 13 | \$260 | 15 | \$300 |
| 16 | Vendor | \$50 | | \$0 | | \$0 | | \$0 | 5 | \$250 | 25 | \$1,250 | 30 | \$1,500 |
| 17 | Stable Name | \$50 | 5 | \$250 | 1 | \$50 | 85 | \$4,250 | 87 | \$4,350 | 305 | \$15,250 | 483 | \$24,150 |
| 18 | Multiple Ownership | \$50 | | \$0 | 1 | \$50 | 6 | \$300 | 4 | \$200 | 46 | \$2,300 | 57 | \$2,850 |
| 19 | Corporate Stable Name | \$50 | | \$0 | 1 | \$50 | 8 | \$400 | 29 | \$1,450 | 27 | \$1,350 | 65 | \$3,250 |
| 20 | Authorized Agent | \$50 | | \$0 | | \$0 | 4 | \$200 | | \$0 | 22 | \$1,100 | 26 | \$1,300 |
| 21 | Off-Track Stables | \$50 | | \$0 | | \$0 | | \$0 | 31 | \$1,550 | | \$0 | 31 | \$1,550 |
| 23 | Veterinarian - NJRC | \$0 | 1 | \$0 | | \$0 | | \$0 | | \$0 | | \$0 | 1 | \$0 |
| 25 | C.I.D. - NJRC | \$0 | 1 | \$0 | | \$0 | | \$0 | 6 | \$0 | 5 | \$0 | 12 | \$0 |
| 26 | Off-Track Proprietors | \$0 | | \$0 | | \$0 | | \$0 | | \$0 | | \$0 | 0 | \$0 |
| 27 | Official - NJRC | \$0 | 1 | \$0 | | \$0 | | \$0 | 1 | \$0 | 2 | \$0 | 4 | \$0 |
| 28 | Partnership | \$0 | | \$0 | | \$0 | | \$0 | 14 | \$0 | 17 | \$0 | 31 | \$0 |
| 31 | Owner - 3 Year | \$150 | | \$0 | 5 | \$750 | 43 | \$6,450 | 224 | \$33,600 | 163 | \$24,450 | 435 | \$65,250 |
| All Licenses w/dups Issued in CY 2002 | | | 90 | \$4,150 | 80 | \$2,795 | 795 | \$37,210 | 1,596 | \$70,080 | 4,028 | \$132,615 | 6,589 | \$246,850 |
| DUP Duplicate License Fees | | \$5 | | \$0 | | \$0 | 4 | \$20 | | \$0 | 17 | \$85 | 21 | \$105 |
| Total Licenses w/dups Issued in CY 2002 | | | \$4,150 | | \$2,795 | | \$37,230 | | \$70,080 | | \$132,700 | | \$246,955 | |

ATTACHMENT 3D

CY 2002 License Revenue Received Harness and Thoroughbred Combined

Note: All license data is based on transactions that occurred in CY 2002.

| Cat | Classification | Fee | ACRA | | Freehold | | Meadowlands | | Trenton | | Monmouth | | Total | | |
|--|-----------------------|-------|------|----------------|----------|------------------|-------------|------------------|---------|------------------|----------|------------------|--------|------------------|-------|
| | | | Qty | Total | Qty | Total | Qty | Total | Qty | Total | Qty | Total | Qty | Total | |
| All Licenses Issued in CY 2002 | | | | | | | | | | | | | | | |
| 1 | Owner | \$50 | 29 | \$1,450 | 760 | \$38,000 | 1,100 | \$55,000 | 862 | \$43,100 | 749 | \$37,450 | 3,500 | \$175,000 | |
| 2 | Trainer | \$50 | 27 | \$1,350 | 176 | \$8,800 | 364 | \$18,200 | 103 | \$5,150 | 392 | \$19,600 | 1,062 | \$53,100 | |
| 3 | Assistant Trainer | \$50 | 1 | \$50 | 0 | \$0 | 11 | \$550 | 0 | \$0 | 79 | \$3,950 | 91 | \$4,550 | |
| 4 | Driver | \$50 | 0 | \$0 | 89 | \$4,450 | 84 | \$4,200 | 16 | \$800 | 0 | \$0 | 189 | \$9,450 | |
| 5 | Driver / Trainer | \$50 | 0 | \$0 | 268 | \$13,400 | 245 | \$12,250 | 65 | \$3,250 | 3 | \$150 | 581 | \$29,050 | |
| 6 | Jockey | \$50 | 18 | \$900 | 0 | \$0 | 23 | \$1,150 | 0 | \$0 | 87 | \$4,350 | 128 | \$6,400 | |
| 7 | Jockey Apprentice | \$30 | 2 | \$60 | 0 | \$0 | 7 | \$210 | 0 | \$0 | 11 | \$330 | 20 | \$600 | |
| 8 | Jockey Agent | \$50 | 0 | \$0 | 0 | \$0 | 1 | \$50 | 0 | \$0 | 18 | \$900 | 19 | \$950 | |
| 9 | Stable Employee | \$5 | 0 | \$0 | 496 | \$2,480 | 576 | \$2,880 | 2 | \$10 | 945 | \$4,725 | 2,019 | \$10,095 | |
| 10 | C.I.D. | \$10 | 3 | \$30 | 197 | \$1,970 | 1,209 | \$12,090 | 2,503 | \$25,030 | 546 | \$5,460 | 4,458 | \$44,580 | |
| 11 | C.I.D. - Vendors | \$10 | 1 | \$10 | 77 | \$770 | 482 | \$4,820 | 506 | \$5,060 | 316 | \$3,160 | 1,382 | \$13,820 | |
| 12 | Pari-Mutuel Employee | \$25 | 0 | \$0 | 117 | \$2,925 | 393 | \$9,825 | 755 | \$18,875 | 240 | \$6,000 | 1,505 | \$37,625 | |
| 13 | Veterinarian | \$50 | 1 | \$50 | 29 | \$1,450 | 10 | \$500 | 0 | \$0 | 13 | \$650 | 53 | \$2,650 | |
| 14 | Valet | \$20 | 0 | \$0 | 0 | \$0 | 0 | \$0 | 15 | \$300 | 9 | \$180 | 24 | \$480 | |
| 15 | Plater | \$20 | 0 | \$0 | 4 | \$80 | 3 | \$60 | 0 | \$0 | 13 | \$260 | 20 | \$400 | |
| 16 | Vendor | \$50 | 0 | \$0 | 16 | \$800 | 19 | \$950 | 8 | \$400 | 25 | \$1,250 | 68 | \$3,400 | |
| 17 | Stable Name | \$50 | 5 | \$250 | 85 | \$4,250 | 284 | \$14,200 | 183 | \$9,150 | 305 | \$15,250 | 862 | \$43,100 | |
| 18 | Multiple Ownership | \$50 | 0 | \$0 | 146 | \$7,300 | 321 | \$16,050 | 48 | \$2,400 | 46 | \$2,300 | 561 | \$28,050 | |
| 19 | Corporate Stable Name | \$50 | 0 | \$0 | 18 | \$900 | 88 | \$4,400 | 71 | \$3,550 | 28 | \$1,400 | 205 | \$10,250 | |
| 20 | Authorized Agent | \$50 | 0 | \$0 | 0 | \$0 | 5 | \$250 | 0 | \$0 | 22 | \$1,100 | 27 | \$1,350 | |
| 21 | Off-Track Stables | \$50 | 0 | \$0 | 0 | \$0 | 0 | \$0 | 57 | \$2,850 | 0 | \$0 | 57 | \$2,850 | |
| 23 | Veterinarian - NJRC | \$0 | 1 | \$0 | 7 | \$0 | 8 | \$0 | 0 | \$0 | 0 | \$0 | 16 | \$0 | |
| 25 | C.I.D. - NJRC | \$0 | 1 | \$0 | 20 | \$0 | 29 | \$0 | 6 | \$0 | 5 | \$0 | 61 | \$0 | |
| 26 | Off-Track Proprietors | \$0 | 0 | \$0 | 0 | \$0 | 0 | \$0 | 0 | \$0 | 0 | \$0 | 0 | \$0 | |
| 27 | Official - NJRC | \$0 | 1 | \$0 | 6 | \$0 | 1 | \$0 | 1 | \$0 | 2 | \$0 | 11 | \$0 | |
| 28 | Partnership | \$0 | 0 | \$0 | 17 | \$0 | 5 | \$0 | 42 | \$0 | 17 | \$0 | 81 | \$0 | |
| 31 | Owner - 3 Year | \$150 | 0 | \$0 | 90 | \$13,500 | 286 | \$42,900 | 492 | \$73,800 | 164 | \$24,600 | 1,032 | \$154,800 | |
| All Licenses w/dups Issued in CY 2002 | | | 90 | \$4,150 | 2,618 | \$101,075 | 5,554 | \$200,535 | 5,735 | \$193,725 | 4,035 | \$133,065 | 18,032 | \$632,550 | |
| DUP Duplicate License Fees | | | \$5 | 0 | \$0 | 2 | \$10 | 22 | \$110 | 0 | \$0 | 17 | \$85 | 41 | \$205 |
| Total Licenses w/dups Issued in CY 2002 | | | | \$4,150 | | \$101,085 | | \$200,645 | | \$193,725 | | \$133,150 | | \$632,755 | |

ATTACHMENT 3E

Actual Expired Out Per Tote

| | Date ticket Purchased | Total | in state MDLS-H | in state MDLS-T | in state GSP-H | in state GSP-T | in state FRA/ACHI | in state MP | in state ACRA | VCHERS | OUT OF STATE | NJRC 4929 21 S BRED | NJRC 4929 22 T BRED | TBA 4071 22 |
|--------------------|-----------------------|-----------------------|---------------------|---------------------|----------------|-------------------|---------------------|---------------------|-------------------|---------------------|-----------------------|---------------------|---------------------|---------------------|
| ACRA | 06/30/01 - 06/28/02 | \$118,329.48 | \$2,837.60 | \$746.00 | \$0.00 | \$0.00 | \$1,283.80 | \$1,805.40 | \$1,335.20 | \$7,637.48 | \$102,684.00 | \$2,060.70 | \$5,762.17 | \$5,762.63 |
| ACHI/FRA | 07/05/01 - 06/28/02 | 543,411.52 | 54,785.35 | 8,820.50 | 0.00 | 0.00 | 71,519.15 | 0.00 | 0.00 | 33,109.52 | 375,177.00 | 79,451.60 | 4,410.25 | 4,410.25 |
| GSP | 02/19/01 - 05/30/01 | 79,612.10 | 8,437.10 | 0.00 | 0.00 | 4,687.60 | 2,184.60 | 364.40 | 927.10 | 5,255.40 | 57,755.90 | 5,899.05 | 5,029.08 | 5,029.02 |
| MDLS | 07/01/01 - 06/28/02 | 1,964,135.91 | 430,923.30 | 88,354.35 | 0.00 | 0.00 | 37,605.20 | 36,769.55 | 0.00 | 113,328.01 | 1,257,155.50 | 279,764.61 | 73,725.77 | 73,725.63 |
| MP | 06/30/01 - 06/28/02 | 913,489.18 | 25,474.50 | 10,072.55 | 0.00 | 0.00 | 6,115.50 | 320,281.55 | 0.00 | 42,354.03 | 509,191.05 | 15,795.10 | 186,354.21 | 186,353.92 |
| Grand Total | | \$3,618,978.19 | \$522,457.85 | \$107,993.40 | \$0.00 | \$4,687.60 | \$118,708.25 | \$359,220.90 | \$2,262.30 | \$201,684.44 | \$2,301,963.45 | \$382,971.06 | \$275,281.48 | \$275,281.45 |

| | |
|-----------------|-----------------------|
| Expired Tickets | \$1,115,330.30 |
| Vouchers | 201,684.44 |
| | <u>\$1,317,014.74</u> |

NJ Racetracks 2002

