



*State of New Jersey*

OFFICE OF THE ATTORNEY GENERAL

DEPARTMENT OF LAW AND PUBLIC SAFETY

DIVISION OF NEW JERSEY RACING COMMISSION

PO Box 088

TRENTON, NJ 08625-0088

**CHRIS CHRISTIE**  
*Governor*

**PAULA T. DOW**  
*Attorney General*

**KIM GUADAGNO**  
*Lt. Governor*

**DENNIS A. DRAZIN**  
*Chairman*

July 11, 2011

**ANTHONY T. ABBATIELLO**  
**ANTHONY R. CAPUTO**  
**PETER J. COFRANCESCO, III**  
**NOEL LOVE GROSS**  
**FRANCIS X. KEEGAN, JR.**  
*Commissioners*

**FRANCESCO ZANZUCCKI**  
*Executive Director*

The Honorable Chris Christie  
Governor of the State of New Jersey  
State House  
P. O. Box 001  
Trenton, New Jersey 08625

Dear Governor Christie:

Pursuant to the provisions of Chapter 17 of the laws of 1940, as amended and supplemented, the Division of the New Jersey Racing Commission presents herewith its Seventy-first Annual Report, covering the period from January 1, 2010 to December 31, 2010.

Sincerely,

Dennis A. Drazin, Chairman  
James G. Aaron, Commissioner  
Anthony T. Abbatiello, Commissioner  
Anthony R. Caputo, Commissioner  
Peter J. Cofrancesco, III, Commissioner  
Noel Love Gross, Commissioner  
Francis X. Keegan, Jr., Commissioner  
Edward R. McGlynn, Commissioner

Enclosure

- c Deborah R. Edwards, Chief of Staff, Office of the Attorney General
- Marc-Philip Ferzan, Executive Assistant Attorney General
- Paul Lorient, Director of Communications, Office of the Attorney General
- Frank Zanzuccki, Executive Director





**CHRIS CHRISTIE**  
*Governor*

**KIM GUADAGNO**  
*Lt. Governor*

**State of New Jersey**  
**OFFICE OF THE ATTORNEY GENERAL**  
**DEPARTMENT OF LAW AND PUBLIC SAFETY**  
**DIVISION OF NEW JERSEY RACING COMMISSION**  
PO Box 088  
TRENTON, NJ 08625-0088

**PAULA T. DOW**  
*Attorney General*

**DENNIS A. DRAZIN**  
*Chairman*

July 11, 2011

Paula T. Dow, Attorney General  
State of New Jersey  
P. O. Box 080  
Trenton, New Jersey 08625

**ANTHONY T. ABBATIELLO**  
**ANTHONY R. CAPUTO**  
**PETER J. COFRANCESCO, III**  
**NOEL LOVE GROSS**  
**FRANCIS X. KEEGAN, JR.**  
*Commissioners*

**FRANCESCO ZANZUCCKI**  
*Executive Director*

Dear Attorney General Dow:

Pursuant to the provisions of Chapter 17 of the laws of 1940, as amended and supplemented, the Division of the New Jersey Racing Commission presents herewith its Seventy-first Annual Report, covering the period from January 1, 2010 to December 31, 2010.

Sincerely,

Dennis A. Drazin, Chairman  
James G. Aaron, Commissioner  
Anthony T. Abbatiello, Commissioner  
Anthony R. Caputo, Commissioner  
Peter J. Cofrancesco, III, Commissioner  
Noel Love Gross, Commissioner  
Francis X. Keegan, Jr., Commissioner  
Edward R. McGlynn, Commissioner

Enclosure

- c Deborah R. Edwards, Chief of Staff, Office of the Attorney General
- Marc-Philip Ferzan, Executive Assistant Attorney General
- Paul Lorient, Director of Communications
- Frank Zanzuccki, Executive Director



## Members of The New Jersey Racing Commission

Dennis A. Drazin, Chair  
Appointed May 14, 2010

Mr. Drazin, born in Long Branch, is president of the Red Bank based law firm Drazin and Warshaw. He holds a BA from Ohio State University and earned his law degree from Dickinson School of Law in Carlisle, Pa. He is active in the Trial Lawyers Associations having served on its Board of Governors and lobbied for legislation on matters that favor consumer rights. Prior to his nomination to the Commission he was president and legal counsel of the New Jersey Thoroughbred Horsemen's Association. He has an extensive involvement in horse racing having owned and bred thoroughbreds in New Jersey, New York, Kentucky and Florida. Mr. Drazin was appointed by Governor Corzine to the blue ribbon panel to try to determine the best course of action to preserve and enhance horse racing the State. As Chair of the Commission, Mr. Drazin is actively involved in ongoing discussions with the current administration that will determine the future of racing in New Jersey.

James G. Aaron  
Appointed 2006, Resigned November 30, 2010

Mr. Aaron is a distinguished attorney practicing presently with the firm Ansell, Zaro, Grimm and Aaron, whose offices are located in Ocean Township, New Jersey. Mr. Aaron graduated from Long Branch High School in 1962, earned a B.A. degree from Dickinson College in Carlisle, Pa. in 1966, and a J. D. Degree from New York University School of Law in 1969. Mr. Aaron has founded, incorporated and is a member of the Board of Directors of the Monmouth Community Bank. Mr. Aaron is the Vice-President of ERBA Company, Inc. which is a Real Estate and Equity Investment Firm. Mr. Aaron has vast experience in the horse racing and breeding industry having owned standardbred horses from 1983 - 2006. Mr. Aaron was part owner of "San Gimignano" who was the New Jersey Sire Stakes three year old pacer of the year in 2001. Mr. Aaron and his wife Madlyn, have been married 37 years and reside in West Long Branch, New Jersey.

Anthony T. Abbatiello  
Appointed 2006

Anthony T. Abbatiello's love for horses has resulted in 53 years dedicated to the horse racing industry. For 28 years, Mr. Abbatiello served the Standardbred Breeders and Owners Association of New Jersey, both as Co-Founder and as President. Mr. Abbatiello's previous titles included, Chairman of the Board for the United States Trotting Association, Director of the Standardbred Owners' Association of New York, Chairman of the New Jersey Sire Stakes Board of Directors, Trustee Chairman of the Board of American Horse Council in Washington D.C. and Trustee of the Trotting Horse Museum in Goshen, New York.

On July 2, 1995, Mr. Abbatiello was inducted into the Living Hall of Fame in Goshen, New York with his brother Carmine, a 1985 inductee. His induction resulted in the first brother tandem in the Hall of Fame. A decorated war veteran, Mr. Abbatiello served in the Korean War rising to the rank of Captain. Mr. Abbatiello demonstrated courage under fire, receiving numerous commendations including the Combat Infantry Badge, Silver Star, The Bronze Star with Valor, two Purple Hearts, the Presidential Unit Citation, Korean Campaign Ribbon with

four Battle Stars and the Korean Service Medal.

Anthony R. Caputo, M.D.  
Commissioner since 2005

Dr. Anthony R. Caputo was born in Newark and raised in Belleville where he attended public school. For high school he enrolled at Seton Hall Prep where he excelled as their Quarterback for three years. After high school, he received his B.S. degree from St. Bonaventure University. Years later he was granted an Honorary Doctorate from St. Bonaventure University.

Dr. Caputo earned his Medical Degree in 1969 from University of Bologna. His internship and ophthalmology training was completed at the New Jersey Medical School. In 1974, he was offered a Heed Fellowship at the Wills Eye Hospital in Philadelphia for pediatric ophthalmology. Upon returning to Newark, he was appointed Director of Fight for Sight Children's Eye Care Center and became the first pediatric ophthalmologist to practice in New Jersey.

Peter J. Cofrancesco III, Sparta  
Commissioner 2001 - December 2008; April 21, 2010 to present

Mr. Cofrancesco serves as Executive Officer of the Grinnell Group of Companies. Grinnell is family owned and operated with interests in manufacturing of construction materials, transportation services, as well as commercial and residential real estate development. The company was named the 2003 New Jersey Family Business of the Year, an award that recognizes the significant contributions to the economy and community made by New Jersey family businesses. Mr. Cofrancesco attended Delaware Valley College, concentrating in Business Management and also received an Honorary Doctorate in Humane Letters from Centenary College in 2003. Mr. Cofrancesco is extremely active in many community and professional organizations including directorship of college and hospital foundations, the NJ State Fair and the Interlocking Concrete Pavement Institute. Mr. Cofrancesco is a leading owner and breeder of American Quarter Horses and currently serves as a Director of the American Quarter Horse Association. Mr. Cofrancesco and his family have owned an unprecedented 24 AQHA World Champions, and have received the prestigious Leading Owner Award five times. Mr. Cofrancesco continued to serve on the Commission on hold over status until December 2008 but was reappointed on April 21, 2010.

Noel Love Gross, Saddle River  
Former Chair and Commissioner since 1994

Mrs. Gross served as chair of the New Jersey Racing Commission from 1994 to 2001. She received her college education at Sarah Lawrence College in Bronxville, New York. In the private sector, she is President and Chief Administrative Officer of the Hudson Landing Corporation. In the public sector, Mrs. Gross has had a notable career highlighted by her appointment by President Reagan to serve as United States Alternate Representative to the 41<sup>st</sup> and 43<sup>rd</sup> United Nations General Assembly. She was asked to head the US Delegation to the UN Economic and Social Council Organizational Session, and was named head of the US delegation to the Special Session of the UN Development Program. She has also held various positions in the Republican National Committee and, locally, is a member of the Board of Trustees of 70001 Limited Development Foundation. Mrs. Gross is an owner/operator of two horse farms and her horses have won many competitions including multiple Grand Championships by Westfields and first-year Green Hunter of the Year National Championship by Ever So Dark.

Francis X. Keegan, Jr.  
Appointed 2006

Mr. Keegan, a lifelong horseman, was appointed to the Commission in 2006. He is a past President of the New Jersey Thoroughbred Breeders' Association, a past President of the New Jersey Thoroughbred Horsemen's Association and was a member of many horsemen organizations, including the Thoroughbred Club of America, the Green Mountain Horse Association, the National Hunt Association, and a patron of the Monmouth County Hunt. Mr. Keegan has bred, owned and raced horses in New Jersey since 1963, and has also been a successful consignor at numerous thoroughbred auction sales including Saratoga and Keeneland. Mr. Keegan is a graduate of Seton Hall University and attended Fordham Law School and served as an infantry officer after college in the United States Army. Mr. Keegan is a Wealth Management Advisor and First Vice President of Investments with UBS Financial Services, Inc. and in March 2006 celebrated 40 years with the firm. Over the years he has served on numerous bank boards, including Carteret S & L Bank of Commerce in Newark and Monmouth Community Bank.

Edward R. McGlynn, Point Pleasant Beach  
Appointed 1996, Resigned August 1, 2010

Mr. McGlynn received a B.A. degree from McKendree College in Lebanon Ill. and a J.D. from Seton Hall University School of Law. His career encompassed both the public and private sector. Mr. McGlynn served as Deputy and Chief of Staff to Governor Thomas H. Kean, and Executive and Special Assistant to Attorney General Irwin I. Kimmelman. Currently, he is President of ERM Government Affairs, Inc., Senior Vice President of Government Affairs for the Alman Group, LLC, and is of Counsel to Stone Mandia, Counsellors at Law. His community and professional affiliations are many and include medical and educational groups, and State Commissions.

Frank Zanzuccki, Wall Township  
Executive Director since 1992

Mr. Zanzuccki received a B.S. in Accounting from St. Francis College, Loretto, Pa. He was the Chief Accountant for United Mine Workers of America from 1975-1978. He started his career with the New Jersey Racing Commission in 1978 and served in various positions and was appointed Executive Director in 1992. Mr. Zanzuccki was awarded the prestigious Len Foote Award in 1998 in recognition of outstanding contributions to the horse racing industry. He is also the first non-commissioner to be elected to the Association of Racing Commissioners International Board of Directors. In addition to this honor, Mr. Zanzuccki was subsequently elected as an officer of this international organization and served as its chairman from April 2004 through April 2005.

## MISSION STATEMENT

The New Jersey Racing Commission (“NJRC”) governs, directs and regulates horse racing and pari-mutuel wagering. The NJRC is a member of the Department of Law and Public Safety and is responsible for regulating the horse racing industry in the State through vigilant oversight of all racing and wagering related activities to ensure the integrity of the sport and the safety of its participants.

### Commission Structure

Horse racing in New Jersey is regulated by nine Commissioners who, by law, are appointed by the Governor, with the advice and consent of the Senate. They set policy and rule on all matters affecting racing such as issuing permits to conduct horse racing meets, approving expenditures and adjudicating licensing matters. They also consider the issuance of licenses for off-track wagering sites, are responsible for the oversight and regulation of account wagering which includes telephone and internet wagering in New Jersey. This year, the following individuals served as Commissioners: Dennis A. Drazin, Chair, James G. Aaron, Anthony T. Abbatiello, Anthony R. Caputo, Peter J. Cofrancesco III, Noel Love Gross, Francis X. Keegan, Jr. and Edward R. McGlynn.

The NJRC employs staff to effect policy, including an Executive Director who is responsible for overseeing the day-to-day operations of the Commission in accordance with accepted business and financial practices. Francesco Zanzuccki serves as the Executive Director.

NJRC has a staff of 62 full-time employees who conduct the daily functions of regulating horse racing. It also maintains a pool of 13 part-time workers to supplement staff as needed. Activities are divided and budgeted into four functional areas:

Administrative/Financial		\$2,262,262
Racing Operations		\$6,436,585
Licensing	\$ 762,027	
Veterinarians	\$1,006,312	
Chemical Testing	\$3,703,140	
Officials	\$ 965,106	
Pari-Mutuels		\$ 452,706
Investigations		\$ 487,266
Total Operating Budget		\$9,638,819

### Administrative/Financial

Much of the general administrative functions are performed by the Department of Law & Public Safety’s Consolidated Administrative and Support Services unit specifically organized to streamline the personnel, budget and logistics functions of several State agencies.

Commission personnel perform administrative functions specific to racing matters including rule and regulation composition, staffing and scheduling, communications with and oversight of

industry-related organizations, adjudication support, and report writing. Commission staff maintains a horse racing financial system that records and calculates all receipts and payments of funds from pari-mutuel wagering. In addition, it monitors the finances of certain industry organizations as required or requested.

### **Racing Operations**

All matters related to the regulation of the actual “running of the races” are the responsibility of the employees in this functional area.

Each individual and entity associated with horse racing must be licensed by Commission personnel. All participants must also be fingerprinted. A state-of-the-art computer system networks the Trenton office with all satellite racetrack locations. The Commission has a very successful mail-out program and participates in the Association of Racing Commissioners International multi-jurisdictional licensing program for owners, and is a member of the National Racing Compact.

The Commission employs racing officials who are present at each racetrack to monitor the running of every race in New Jersey. They issue penalties for rule infractions and rule on matters affecting the integrity of racing, including licensing concerns.

Veterinarians are also present at every live race meet to ensure the safety of the animals and to verify that each horse is fit to race.

Race horse samples are tested for the presence of illegal drugs after each race, and on occasion, before a race and in out-of-competition settings. These randomly selected samples undergo a complete chemical analysis at a State Police Forensic Laboratory at the Meadowlands Racetrack.

### **Pari-Mutuels**

Every wager made on every live and simulcast race is recorded and checked for accuracy and compliance with Commission rules and regulations. Commission staff calculate financial information from these wagers for proper distribution of funds. Racing Commission staff oversee all aspects of pari-mutuel operations to ensure they are conducted with integrity.

### **Investigations**

The investigative staff is responsible for monitoring activities at all New Jersey racetracks, off-track wagering facilities, participating casinos, and off-track stabling facilities.

An in-house investigative unit provides the Commission with the ability to oversee the integrity of racing by conducting investigations into alleged rule violations, performing inspections to determine compliance with regulations, monitoring activity on racetracks and off-track stabling facilities, providing testimony at administrative hearings and much more.

## **HIGHLIGHTS AND 2010 KEY ISSUES**

The Commission was extremely active in 2010 in its oversight of the industry and responded in a timely fashion to ever changing industry needs. Originally scheduled to hold six meetings, the Commission added six additional special meetings to ensure that all the required approvals were effectuated to continue with a viable racing product. One such meeting resulted in the approval, after special legislation was enacted and signed by the Governor, in the amendment of racing dates for Monmouth Park that created an “elite meet” of 50 one million dollar purse dates. This action was lauded by the racing industry nationwide and proved to be highly successful with the public and the horsemen. In addition, in order to better respond to industry needs and to provide timely support and guidance to the industry, the following Committees were established: Standardbred Racing and Breeding; Thoroughbred Racing and Breeding; Interstate Racing Compact; Pari-mutuel Wagering and Security; Equine Welfare; and Medication and Testing.

Throughout the Summer, staff and Commissioners were involved in discussions concerning the future of horse racing in this State as a result of the details contained in the “Hanson Report” that was commissioned by the Governor to address the future of racing in New Jersey. Several industry wide gaming summits were held that resulted in a plan to alter the configuration and scope of racing. An unusually high number of legislative actions were discussed, reviewed and eventually approved that attempts to aid the industry in being financially self sustaining in years to come.

The Racing Commission increased its drug testing capabilities during the year through the enactment of rules that allow testing for Steroids in racehorses and purchased specialized equipment for such testing that takes place at the New Jersey State Police Forensic Laboratory located at the Meadowlands Racetrack. The Commission also continued with its out-of-competition testing program and conducted such tests on seven occasions, two on racetrack grounds and five on Off-track stabling facilities.

The Commission endorsed via resolution its support of a proposal to create a National Racing Compact that would facilitate interstate cooperation and achieve uniformity in the regulation of racing by member states. It would also be a central forum to collect racing data, research same and to consolidate resources needed for the rule making process resulting in a cost savings to all members. At least six jurisdictions need to pass legislation in order for the Compact to be formed and it is expected that this will take several years to accomplish.

The purchase of Scientific Games, LLC was authorized by the Commission after a comprehensive investigation by Commission staff into the potential buyer’s suitability to own and operate the wagering hub. In September, Sportech PLC was approved and now runs the Quantum Data Center East that processes all wagers made at New Jersey Racetracks, Casino Race Books in Atlantic City, the NJ Account Wagering System as well as the three OTW facilities. In addition, as a cost saving measure, the data center is a regional hub processing pari-mutuel wagering from out-of-state locations.

The Commission’s Executive Director is the Chair of the New Jersey Horse Racing Injury Compensation Board that provides a blanket workers’ compensation insurance policy that covers horse race industry employees. In addition to administering this program, the Board effectuated a



loan to the Thoroughbred Breeders Association of New Jersey and initiated safety measures at racetracks that hopefully will result in fewer injuries and subsequent lower premiums.

The Commission promulgates rules and regulations to support and enforce its regulatory functions. During 2010 the following rules were either proposed or adopted:

PROPOSED

Safety vest and helmets 13:70-8.18 and 13:70-9.12

Upgrades the safety standards for vest and helmets.

Entries 13:71-16.5

Will allow the uncoupling of entries in races worth \$100,000 (instead of \$500,000) and adds language that requires owners to make payments as a condition to participate.

ADOPTED

Re-adoption of chapters 13:70, 71, 73

Continuation of Certain Race Events in State of Emergency 13:70-1.42 and 13:71-1.37

Self-exclusion List 13:74A.5.1 and 13:74A.21(b)

Racetracks and OTWs shall post information on the self-exclusion program and application process will be more understandable and accessible.

Administration of Non-steroidal Drugs 13:70-14A.9 and 13:71-23.8

Reduces the level of phenylbutazone from 5 to 2 micrograms.

**NEW JERSEY EQUINE TESTING LABORATORY**

NJRC's Equine Drug Testing Program is administered at the New Jersey State Police Forensic Science Laboratory located at the Meadowlands racetrack. A staff of 16 chemists use modern testing equipment and methods to detect the presence of illegal substances in horses. In 2010, 39,196 blood/urine samples were tested resulting in 31 violations of the Commission's medication rules.

Total Samples Tested	39,196
Positives by Type	
Flunixin	11
Furosemide	13
Phenylbutazone	3
Methocarbamol	1
TCO2	<u>3</u>
Total Positives	31

The Commission also randomly tests jockeys and drivers for the presence of illegal drugs. It also

tests for alcohol abuse by race participants and officials. Through December 31, 2010, five positives were detected from 708 samples tested.

## **NEW JERSEY HORSE RACING INJURY COMPENSATION RACING BOARD**

The Commission encouraged the creation of this Board that provides low cost group workers' compensation insurance for the horse racing industry. The Board consists of representatives of the public and private sector including members of horse race organizations, insurance providers, state insurance departments, and the NJRC. The program covers employees of the Board, namely drivers, jockeys, exercise riders and thoroughbred trainers' employees, with 2010 premiums established at \$1,751,831.

## **NEW JERSEY RACETRACKS**

### **Atlantic City Race Course**

4501 Black Horse Pike  
Mays Landing, New Jersey 08830  
609-641-2190

Atlantic City Race Course is owned and operated by Greenwood ACRA, Inc.

### **Freehold Raceway**

130 Park Avenue  
Freehold, New Jersey 07728  
732-462-3800

[www.freeholdraceway.com](http://www.freeholdraceway.com)

Freehold Raceway is owned and operated by Pennwood Racing Inc. Pennwood Racing, Inc. is a company, 50% owned by Greenwood Limited Jersey, Inc. and 50% owned by Penn National GSFR, Inc.

### **Meadowlands Racetrack**

50 State Route 120  
East Rutherford, New Jersey 07073  
201-935-8500

[www.thebigm.com](http://www.thebigm.com)

### **Monmouth Park Racetrack**

175 Oceanport Avenue  
Oceanport, New Jersey 07757  
732-222-5100

[www.monmouthpark.com](http://www.monmouthpark.com)

Meadowlands Racetrack and Monmouth Park Racetrack are owned and operated by the New Jersey Sports and Exposition Authority.

## **NEW JERSEY OFF-TRACK WAGERING FACILITIES**

**Favorites at Toms River**

1071 Highway 37 West  
Toms River, New Jersey 08755  
732-240-1210

Favorites at Toms River is a property owned by Freehold Raceway doing business as Freehold Raceway Off-track, LLC.

**Favorites at Vineland**

1332 South Delsea Drive  
Vineland, New Jersey 08361  
856-696-5290

Favorites at Vineland is a property owned by Greenwood Racing doing business as ACRA Turf Club, LLC.

**Favorites at Woodbridge**

3 Lafayette Road  
Fords, New Jersey 07095

Favorites at Woodbridge is a property owned by the New Jersey Sports and Exposition Authority.

**NEW JERSEY ACCOUNT WAGERING**

New Jersey Account Wagering  
Meadowlands Racetrack  
50 State Route 120  
East Rutherford, New Jersey 07073  
800-498-9557 and/or 201-460-4141  
[www.4nbets.com](http://www.4nbets.com)

New Jersey Account wagering is operated pursuant to law by the New Jersey Sports and Exposition Authority.

## NEW JERSEY CASINOS APPROVED FOR CASINO SIMULCASTING

### **Bally's Park Place Hotel/Casino and Resort**

Park Place and the Boardwalk  
Atlantic City, New Jersey 08401  
609-340-2000

[www.ballysac.com](http://www.ballysac.com)

Owned by: Bally's Park Place, Inc.

### **Borgata Hotel Casino and Spa**

One Borgata Way  
Atlantic City, New Jersey 08401  
1-866-MY BORGATA (692-6742)

[www.theborgata.com](http://www.theborgata.com)

Owned by: Marina District  
Development Company, LLC

### **Caesars Atlantic City Hotel/Casino**

2100 Pacific Avenue  
Atlantic City, New Jersey 08401  
609-348-4411

[www.caesarsac.com](http://www.caesarsac.com)

Owned by: Boardwalk Regency Corporation

### **Harrah's Casino Hotel**

777 Harrah's Boulevard  
Atlantic City, New Jersey 08401  
800-645-6774 and/or 609-441-5165

[www.harrahresort.com](http://www.harrahresort.com)

Owned by: Harrah's Atlantic City  
Operating Company

### **Showboat Hotel/Casino**

801 Boardwalk  
Atlantic City, New Jersey 08401  
609-343-4000

[www.showboatac.com](http://www.showboatac.com)

Owned by: Showboat Atlantic City Operating  
Company, LLC

### **Tropicana Casino Resort\***

2831 Boardwalk  
Atlantic City, New Jersey 08401  
609-340-4000

[www.tropicana.net](http://www.tropicana.net)

Owned by: Adamar of New Jersey  
\* Closed in January 2010

### **Trump Taj Mahal Casino Resort**

1000 Boardwalk at Virginia Avenue  
Atlantic City, New Jersey 08401  
609-755-4424

[www.trumptaj.com](http://www.trumptaj.com)

Owned by: Trump Taj Mahal Associates, LLC

## THOROUGHBRED ORGANIZATIONS

*Thoroughbred Horsemen's Association of New Jersey*, a not-for-profit corporation which advocates thoroughbred racing in the State. It provides general administrative services to its members including a group health benefits program.

*Thoroughbred Breeders Association of New Jersey* is an organization devoted to promoting and enhancing the breeding of New Jersey thoroughbreds. The Racing Commission administers the Breeders Award Program that provides monetary incentives to owners and breeders by offering purse enhancements for races for New Jersey bred.

## STANDARD BRED ORGANIZATIONS

*Standardbred Breeders and Owners Association of New Jersey* is a not-for-profit organization

dedicated to advancing the cause of standardbred racing in the State. It provides general administrative services to its members including a group health benefits program.

*New Jersey Sires Stakes*, an agency within the State Department of Agriculture, promotes the owning and breeding of New Jersey standardbreds. Nearly \$11 million in purse money is devoted to Sires Stake races restricted to horses sired by stallions resident in New Jersey. The program is funded by distributions from pari-mutuel handle at harness tracks and from nominating and sustaining payments by horse owners.

Revised May 26, 2010

**NEW JERSEY  
2010 THOROUGHBRED RACING DATES**

**Atlantic City Race Course (Post-time 3:00 p.m.)**

April 18, 19, 20, 22, 23, 24

6 Dates

**Monmouth Park (Post-time 12:50 p.m.)**

May 22, 23, 29, 30, 31\*

June 4 through September 6 and September 18\*\*

Dark: Mondays through Thursdays (Racing only on Fri., Sat., Sun.)  
(Except: Mondays, July 5 and September 6)

50 Dates

**Meadowlands Racetrack at Monmouth Park (Post-time 12:50 p.m.)**

September 11, 12, 19, 25, 26

October (Racing only on Sat. and Sun.)

November 6, 7, 13, 14, 20, 21

21 Dates

---

**Total Thoroughbred Dates: 77 Dates**

**Total Programs: 388 Dates**  
*(Thoroughbred and Harness)*

(\*On 3/11/10, eliminated May 8,9,15,16 and add 8/10,17,24,31)

(\*\* On 5/26/10, eliminated all Wed., Thurs. beginning 6/3/10 and  
conduct Meadowlands' thoroughbred meet at Monmouth Park)

**NEW JERSEY  
2010 HARNESS RACING DATES**

Revised May 26, 2010

**Freehold Raceway (12:30 p.m.)**

January 1 through June 5

Dark: Sundays, Mondays, Tuesdays

(Except: Monday, January 18 and Monday, February 15)

January 20

February 17

June 2

89 Dates

August 12 through December 31

Dark: Sundays, Mondays, Tuesdays

(Except: Monday, September 6 and Monday, October 11)

September 8

October 13

November 25

December 24, 25

79 Dates

**Meadowlands Racetrack (Wed.-Sat. 7:00 p.m.; Sun., Holidays 1:10 p.m.)**

January 1 through July 31

August 4, 5, 6, 7, 13, 14, 20, 21

October 23, 29, 30\*\*

November (Racing Fri. and Sat.)

December 3, 4, 10, 11, 17,18

Dark: Sunday, January 3

Mondays and Tuesdays during January and February

(Except: Monday, February 15)

February 17

Sundays through Wednesdays during March through June\*

(Except: Sunday, May 9 and Wed., June 30)

Sundays, Mondays, Tuesdays during July

143 Dates

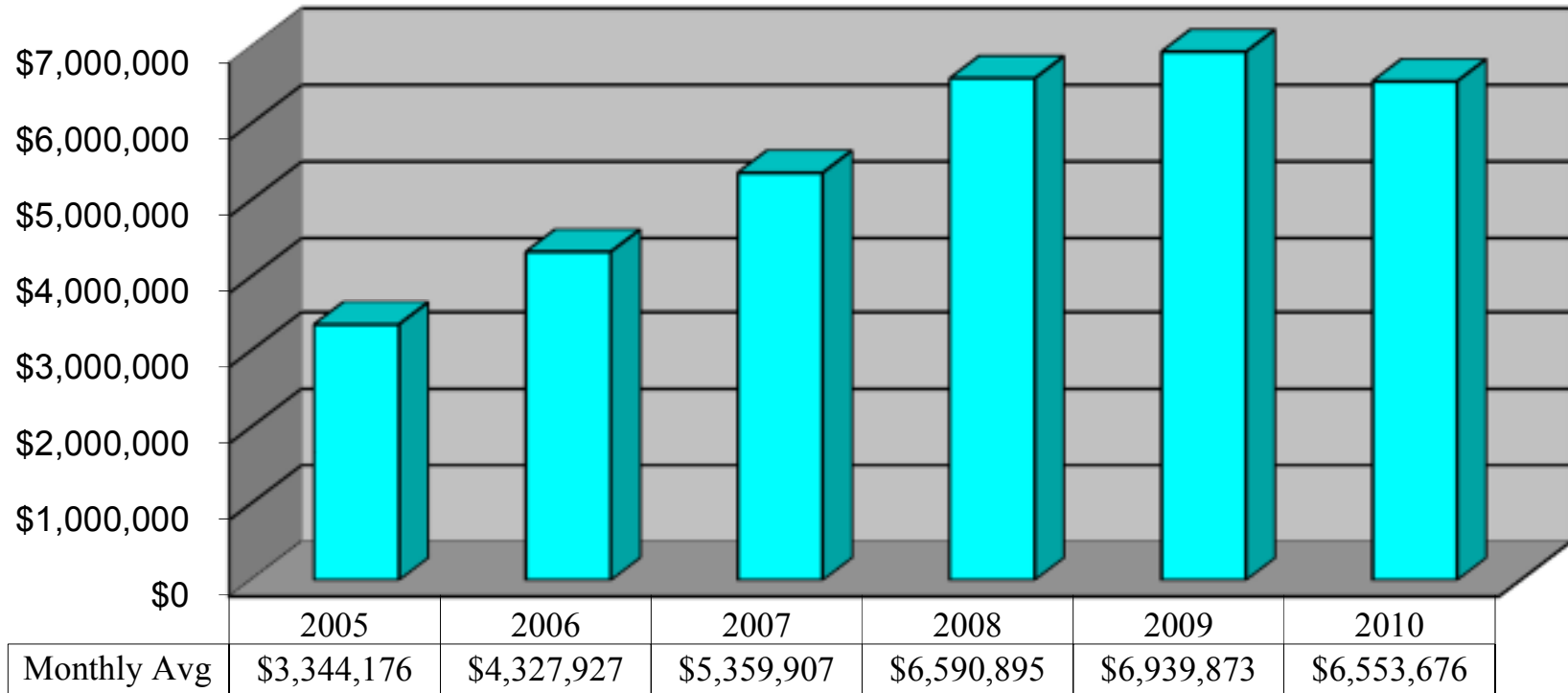
---

**Total Harness Dates: 311 Dates**

(\*On 3/11/10, Wed.and Sun. in March were eliminated beginning Mar. 17; (9) days were added in Dec.)

\*\*On 5/26/10, cancelled 12 dates in Dec.; added dates in Oct. and Nov.)

## NJAW - Internet Wagering (Monthly Average Handles)





NEW JERSEY LIVE AND SIMULCASTING MEETS

GROSS HANDLE SUMMARY

2 0 1 0

Thru 12/31/10		Actual Live Race		GROSS	OUT-OF-STATE	N J	ON-TRACK	TO	TO	TO	TO	TO	ON-TRACK	
NJ - TRACK	PERIOD	DAYS	RUN	HANDLE	GENERATED	HANDLE	LIVE	N J TRACKS	AC	ACHI	FRA	MDLS	MP	ATTENDANCE
<b>T-BRED TRACK</b>														
ACRA	Apr 18, 19, 20, 22, 23 and 24	6	37	3,611,840	2,442,934	1,168,906	957,734	211,172	0	32,489	0	102,629	76,054	34,817
MDLS	9/11 thru 11/21	21	230	77,640,322	69,908,730	7,731,592	5,945,733	1,785,859	149,211	0	476,228	1,160,420	0	85,875
MP	5/22 thru 9/18	50	604	382,350,007	334,815,465	47,534,542	38,207,236	9,327,306	710,458	259,489	1,568,713	6,788,646	0	527,613
SUB-TOTAL (T)		77	871	\$463,602,169	\$407,167,128	\$56,435,040	\$45,110,703	\$11,324,337	\$859,669	\$291,978	\$2,044,942	\$8,051,695	\$76,054	648,305
<b>HARNESS TRACK</b>														
ACHI	1/01 thru 6/06	83	891	35,881,489	27,470,649	8,410,840	5,337,573	3,073,267	92,020	0	0	2,466,543	514,704	95,430
FRA	8/12 thru 12/31	78	882	29,330,745	21,817,993	7,512,752	5,077,056	2,435,696	59,894	0	0	2,160,830	214,972	88,572
MDLS	1/01 thru 12/18	137	1,566	287,936,992	252,496,433	46,212,581	40,403,029	5,809,552	390,325	2,624,485	1,251,819	72,016	1,470,907	395,628
SUB-TOTAL (H)		298	3,339	\$353,149,226	\$301,785,075	\$62,136,173	\$50,817,658	\$11,318,515	\$542,239	\$2,624,485	\$1,251,819	\$4,699,389	\$2,200,582	579,630
TOTAL LIVE-2010		375	4,210	\$816,751,395	\$708,952,203	\$118,571,214	\$95,928,361	\$22,642,852	\$1,401,907	\$2,916,463	\$3,296,761	\$12,751,084	\$2,276,636	1,227,935
<b>OUT-OF-STATE SIGNAL RECEIVED</b>														
ACHI (H) L	1/1 thru 6/05	3,364	na	22,770,870	0	22,770,870								
ACRA (T) D		5,649	na	13,873,934	0	13,873,934								
ACRA (T) L	Apr 18, 19, 20, 22, 23 and 24	509	na	1,638,079	0	1,638,079								
ACRA TOTAL		6,158		15,512,013	0	15,512,013								
FRA (H)	6/06 thru 8/11	1,408	na	6,740,149	0	6,740,149								
FRA (H) L	8/12 thru 12/31	3,580	na	19,049,577	0	19,049,577								
FRA TOTAL		4,988		25,789,725	0	25,789,725								
MDLS (H) L		6,176	na	158,899,032	0	158,899,032								
MDLS (H)		1,080	na	23,423,282	0	23,423,282								
TOTAL (H)		7,256		182,322,314	0	182,322,314								
MDLS (T)	8/22 thru 9/10	470	na	3,571,714	0	3,571,714								
MDLS (T) L	9/11 thru 11/21	1,132	na	11,028,959	0	11,028,959								
TOTAL (T)		1,602		14,600,673	0	14,600,673								
MDL TOTAL		8,858		196,922,986	0	196,922,986								
MP (T)	1/01 thru 4/30	2,701	na	25,680,866	0	25,680,866								
MP (T) L	5/01 thru 9/18	2,700	na	34,490,394	0	34,490,394								
MP TOTAL		5,401		60,171,260	0	60,171,260								
TOTAL SIGNAL REC'D		28,769		\$321,166,854	\$0	\$321,166,854	\$0	\$0	\$0	\$0	\$0	\$0	\$0	0
TOTAL 2010		29,144	4,210	\$1,137,918,249	\$708,952,203	\$439,738,068	\$95,928,361	\$22,642,852	\$1,401,907	\$2,916,463	\$3,296,761	\$12,751,084	\$2,276,636	1,227,935

L = Generated during the period of Live Racing

**NEW JERSEY LIVE AND SIMULCASTING MEETS**  
**COMMISSION DISTRIBUTION SUMMARY**  
**2 0 1 0**

<i>NJ-TRACKS</i>	<i>RACE DAY</i>	<i>NJ-GROSS HANDLE</i>	<i>POSITIVE BREAKAGE</i>	<i>TRACK SETTLEMENT</i>	<i>PAYOUT</i>	<i>TOTAL COMMISSION</i>	<i>TRACK SHARE</i>	<i>PURSE SHARE</i>	<i>STATE SETTLE</i>	<i>CHARITY</i>	<i>SIRE STAKES (HARNESS)</i>	<i>BREED/DEVL (HARNESS)</i>	<i>BREED/STALL (HARNESS)</i>	<i>BREED/DEVL (T-BRED)</i>	<i>T. B. A. (T-BRED)</i>	<i>BACKSTRETCH BENEVOLENCE</i>	<i>S.B.O.A. BENEFIT</i>	<i>HEADTAX</i>	<i>WORKERS COMP</i>
<b>T-BRED</b>																			
A C R A	6	1,168,906	7,006	27,469	908,791	225,640	128,066	81,415	0	4,987	0	0	0	584	10,570	18	0	0	0
M D L S	21	7,731,592	42,997	135,193	6,048,336	1,506,699	1,072,862	402,213	0	8,186	0	0	0	3,866	18,962	609	0	0	0
M P	50	47,534,542	254,083	1,532,055	36,531,558	9,243,038	6,589,729	2,470,587	0	39,205	0	0	0	23,767	115,780	3,969	0	0	0
<b>SUB-TOTAL (T)</b>	<b>77</b>	<b>\$56,435,040</b>	<b>\$304,086</b>	<b>\$1,694,717</b>	<b>\$43,488,685</b>	<b>\$10,975,377</b>	<b>\$7,790,657</b>	<b>\$2,954,216</b>	<b>\$0</b>	<b>\$52,377</b>	<b>\$0</b>	<b>\$0</b>	<b>\$0</b>	<b>\$28,218</b>	<b>\$145,312</b>	<b>\$4,596</b>	<b>\$0</b>	<b>\$0</b>	<b>\$0</b>
<b>HARNESS</b>																			
A C H I	83	\$8,410,840	\$44,263	\$0	\$6,626,009	\$1,768,791	\$834,720	\$857,500	\$0	\$4,579	\$54,698	\$2,902	\$4,836	\$0	\$0	\$750	\$8,807	\$0	\$39,269
F R A	78	7,512,752	39,041	23,005	5,874,063	1,579,216	745,330	765,631	0	3,892	48,865	2,592	4,320	0	0	673	7,913	0	83,534
M D L S	137	46,212,581	215,395	1,127,685	35,728,977	9,152,338	5,828,026	2,974,863	0	22,037	234,808	13,865	25,417	0	0	4,180	49,142	0	188,185
<b>SUB-TOTAL (H)</b>	<b>298</b>	<b>\$62,136,173</b>	<b>\$298,699</b>	<b>\$1,127,685</b>	<b>\$48,229,049</b>	<b>\$12,500,344</b>	<b>\$7,408,076</b>	<b>\$4,597,994</b>	<b>\$0</b>	<b>\$30,507</b>	<b>\$338,371</b>	<b>\$19,358</b>	<b>\$34,573</b>	<b>\$0</b>	<b>\$0</b>	<b>\$5,603</b>	<b>\$65,861</b>	<b>\$0</b>	<b>\$310,988</b>
<b>TOTAL LIVE-2010</b>	<b>375</b>	<b>\$118,571,213</b>	<b>\$602,785</b>	<b>\$2,822,402</b>	<b>\$91,717,734</b>	<b>\$23,475,721</b>	<b>\$15,198,734</b>	<b>\$7,552,210</b>	<b>\$0</b>	<b>\$82,885</b>	<b>\$338,371</b>	<b>\$19,358</b>	<b>\$34,573</b>	<b>\$28,218</b>	<b>\$145,312</b>	<b>\$10,199</b>	<b>\$65,861</b>	<b>\$0</b>	<b>\$310,988</b>
<b>OUT-OF-STATE HANDLE RECEIVED</b>																			
A C R A (T)	6,158	15,512,013	76,798	0	11,767,968	3,139,023	2,447,749	604,406	0	0	0	0	0	4,654	80,663	1,552	0	0	0
M D L S (T)	1,602	14,600,673	68,863	400,630	11,192,974	2,944,324	2,118,362	744,197	0	0	0	0	0	4,380	75,924	1,460	0	0	0
M P (T)	5,401	60,171,260	273,699	0	46,844,489	12,280,902	8,855,157	3,088,785	0	0	0	0	0	18,051	312,891	6,017	0	0	0
<b>SUB-TOT (T)</b>	<b>13,161</b>	<b>90,283,946</b>	<b>419,359</b>	<b>400,630</b>	<b>69,805,432</b>	<b>18,364,248</b>	<b>13,421,268</b>	<b>4,437,388</b>	<b>0</b>	<b>0</b>	<b>0</b>	<b>0</b>	<b>0</b>	<b>27,085</b>	<b>469,477</b>	<b>9,029</b>	<b>0</b>	<b>0</b>	<b>0</b>
A C H I (H)	3,364	22,770,870	90,470	659,034	17,197,017	4,827,717	3,558,212	1,158,661	0	0	69,111	6,831	5,869	0	0	2,277	26,756	0	0
F R A (H)	4,988	25,789,725	102,336	0	19,576,924	5,494,005	4,159,482	1,208,984	0	0	78,273	7,737	6,647	0	0	2,579	30,303	0	0
M D L S (H)	7,256	182,322,314	768,921	4,654,995	138,598,295	38,438,088	26,960,445	10,641,824	0	0	496,970	54,697	51,690	0	0	18,233	214,229	0	0
<b>SUB-TOT (H)</b>	<b>15,608</b>	<b>230,882,909</b>	<b>961,726</b>	<b>5,314,028</b>	<b>175,372,237</b>	<b>48,759,809</b>	<b>34,678,138</b>	<b>13,009,469</b>	<b>0</b>	<b>0</b>	<b>644,354</b>	<b>69,265</b>	<b>64,206</b>	<b>0</b>	<b>0</b>	<b>23,089</b>	<b>271,288</b>	<b>0</b>	<b>0</b>
<b>TOTAL SIGNAL</b>	<b>28,769</b>	<b>\$321,166,855</b>	<b>\$1,381,085</b>	<b>\$5,714,658</b>	<b>\$245,177,669</b>	<b>\$67,124,057</b>	<b>\$48,099,407</b>	<b>\$17,446,856</b>	<b>\$0</b>	<b>\$0</b>	<b>\$644,354</b>	<b>\$69,265</b>	<b>\$64,206</b>	<b>\$27,085</b>	<b>\$469,477</b>	<b>\$32,118</b>	<b>\$271,288</b>	<b>\$0</b>	<b>\$0</b>
<b>TOTAL - 2010</b>	<b>29,144</b>	<b>\$439,738,068</b>	<b>\$1,983,870</b>	<b>\$8,537,060</b>	<b>\$336,895,403</b>	<b>\$90,599,778</b>	<b>\$63,298,141</b>	<b>\$24,999,066</b>	<b>\$0</b>	<b>\$82,885</b>	<b>\$982,725</b>	<b>\$88,624</b>	<b>\$98,779</b>	<b>\$55,303</b>	<b>\$614,790</b>	<b>\$42,317</b>	<b>\$337,149</b>	<b>\$0</b>	<b>\$310,988</b>

Figures thru: DECEMBER 31

## New Jersey Racing Commission

### 5-Year Comparison New Jersey Thoroughbred Tracks

<u>ATLANTIC CITY RACING ASSOCIATION</u>	<u>2006- 4 NIGHTS</u>	<u>2007- 4 NIGHTS</u>	<u>2008- 6 NIGHTS</u>	<u>2009- 6 NIGHTS</u>	<u>2010- 6 NIGHTS</u>
<i>Total Mutuel Handle</i>	\$692,856	\$731,283	\$807,932	\$980,024	\$1,168,906
<i>Daily Average Mutuel Handle</i>	\$173,214	\$182,821	\$134,655	\$163,337	\$194,818
<i>Total Attendance</i>	16,344	17,239	25,485	25,673	34,817
<i>Daily Average Attendance</i>	4,086	4,310	4,248	4,279	5,803
<u>MONMOUTH PARK JOCKEY CLUB</u>	<u>2006- 87 NIGHTS</u>	<u>2007- 79 NIGHTS</u>	<u>2008-100 NIGHTS</u>	<u>2009-93 NIGHTS</u>	<u>2010-50 NIGHTS</u>
<i>Total Mutuel Handle</i>	\$63,138,541	\$74,786,712	\$53,671,702	\$47,286,796	\$47,534,542
<i>Daily Average Mutuel Handle</i>	\$725,730	\$946,667	\$536,717	\$508,460	\$950,691
<i>Total Attendance</i>	712,782	755,916	676,046	650,612	527,613
<i>Daily Average Attendance</i>	8,193	9,569	6,760	6,996	10,552
<u>NJ SPORTS &amp; EXPOSITION AUTHORITY</u>	<u>2006- 33 NIGHTS</u>	<u>2007- 41 NIGHTS</u>	<u>2008-41 NIGHTS</u>	<u>2009-47 NIGHTS</u>	<u>2010-21 NIGHTS</u>
<i>Total Mutuel Handle</i>	\$10,407,263	\$12,313,856	\$8,440,013	\$8,018,855	\$7,731,592
<i>Daily Average Mutuel Handle</i>	\$315,372	\$300,338	\$205,854	\$170,614	\$368,171
<i>Total Attendance</i>	115,460	131,275	103,564	106,933	85,875
<i>Daily Average Attendance</i>	3,499	3,202	2,526	2,275	4,089

### 5-Year Comparison New Jersey Harness Tracks

<u>FREEHOLD RACING ASSOCIATION</u>	<u>2006- 95 NIGHTS</u>	<u>2007- 92 NIGHTS</u>	<u>2008-90 NIGHTS</u>	<u>2009-78 NIGHTS</u>	<u>2010-78 NIGHTS</u>
<i>Total Mutuel Handle</i>	\$18,586,173	\$16,227,032	\$11,313,411	\$7,341,485	\$7,512,752
<i>Daily Average Mutuel Handle</i>	\$195,644	\$176,381	\$125,705	\$94,122	\$96,317
<i>Total Attendance</i>	126,948	119,641	101,316	87,264	88,572
<i>Daily Average Attendance</i>	1,336	1,300	1,126	1,119	1,136
<u>ATLANTIC CITY HARNESS, INC.</u>	<u>2006- 97 NIGHTS</u>	<u>2007- 98 NIGHTS</u>	<u>2008-101 NIGHTS</u>	<u>2009-96 NIGHTS</u>	<u>2010-83 NIGHTS</u>
<i>Total Mutuel Handle</i>	\$22,231,323	\$18,084,739	\$14,248,405	\$9,664,794	\$8,410,840
<i>Daily Average Mutuel Handle</i>	\$229,189	\$184,538	\$141,073	\$100,675	\$101,335
<i>Total Attendance</i>	134,973	132,001	121,255	113,971	95,430
<i>Daily Average Attendance</i>	1,391	1,347	1,201	1,187	1,150
<u>NJ SPORTS &amp; EXPOSITION AUTHORITY</u>	<u>2006- 157 NIGHTS</u>	<u>2007- 147 NIGHTS</u>	<u>2008-149 NIGHTS</u>	<u>2009-147 NIGHTS</u>	<u>2010-137 NIGHTS</u>
<i>Total Mutuel Handle</i>	\$99,216,761	\$75,471,868	\$64,933,091	\$52,660,354	\$46,212,581
<i>Daily Average Mutuel Handle</i>	\$631,954	\$513,414	\$435,793	\$358,234	\$337,318
<i>Total Attendance</i>	644,859	549,127	472,109	427,334	395,628
<i>Daily Average Attendance</i>	4,107	3,736	3,169	2,907	2,888
<b>TOTALS USED IN CHARTS==&gt;</b>					
<b>NEW JERSEY TRACK HANDLE</b>	\$214,272,917	\$197,615,490	\$153,414,554	\$125,952,308	\$118,571,213
<b>ON TRACK ATTENDANCE</b>	1,751,366	1,705,199	1,499,775	1,411,787	1,227,935

## New Jersey Track Live Handle Statewide

<b>Track</b>	<b>2006</b>	<b>2007</b>	<b>2008</b>	<b>2009</b>	<b>2010</b>
Atlantic City Harness	\$22,231,323	\$18,084,739	\$14,248,405	\$9,664,794	\$8,410,840
Atlantic City Racecourse	692,856	731,283	807,932	980,024	1,168,906
Freehold Raceway	18,586,173	16,227,032	11,313,411	7,079,848	7,512,752
Garden State Park	0	0	0	0	0
Meadowlands Racetrack	109,624,024	87,785,724	73,373,104	60,679,209	53,944,173
Monmouth Park	63,138,541	74,786,712	53,671,702	47,286,796	47,534,542
<b>TOTAL</b>	<b>\$214,272,917</b>	<b>\$197,615,490</b>	<b>\$153,414,554</b>	<b>\$125,690,671</b>	<b>\$118,571,213</b>

**NEW JERSEY RACING COMMISSION**  
**SUMMARY OF OUT-OF-STATE SIGNAL RECEIVED BY TRACK**

2010

OUT-OF-STATE SIGNAL RECEIVED	ATLANTIC CITY	FREEHOLD RACEWAY		MEADOWLANDS		MONMOUTH PARK		T O T A L RECEIPTS
	RACING ASSOC.	A C H I	F R A	HARNESS	T-Bred	T-Bred		
AQUEDUCT	\$1,021,814	\$2,414,731	1,189,886	10,749,582	790,796	4,201,638	20,368,446	
ARLINGTON PARK	253,984	144,624	339,211	2,280,259	122,127	1,374,220	4,514,425	
AT THE RACING	0	1,945		0	0	0	1,945	
ATR IRISH RACING	0	624		0	0	0	624	
ATR RUK	0	16		0	0	0	16	
AUSTRALIAN RACE	0	48,413	10,825	614,730	17,227	113,885	805,080	
BALMORAL	87,975	230,664	319,138	2,659,964	45,641	133,419	3,476,801	
BATAVIA DOWNS	0	0	28,237	0	0	0	28,237	
BELMONT	1,146,683	1,268,183	2,120,148	10,491,478	2,693,382	6,809,318	24,529,192	
BREEDERS CUP FUTURE	716	0	2,018	9,434	5,305	0	17,473	
BUELAH & RIVERDOWN	185,617	386,369	159,512	1,840,649	143,667	612,430	3,328,245	
BUFFALO RACEWAY	0	55,272	19,276	181,517	0	23,627	279,692	
CAL-EXPO	8,939	0		895,241	22,698	54,901	981,780	
CALDER	300,907	155,690	542,476	3,051,963	463,274	1,649,872	6,164,182	
CANTERBURY	2,743	1,365	15,966	84,529	0	36,877	141,480	
CHARLES TOWN	230,907	284,018	334,749	3,717,580	229,571	938,530	5,735,354	
CHESTER DOWNS	167,097	351,578	1,257,369	2,973,798	158,208	540,581	5,448,631	
CHURCHILL	813,903	906,532	895,014	6,195,834	1,813,763	2,313,703	12,938,748	
COLONIAL DOWNS	87,893	19,343	167,142	521,307	9,969	395,510	1,201,164	
DELAWARE PK	506,981	184,126	727,119	3,515,738	478,107	1,524,883	6,936,954	
DELMAR	208,399	0	479,164	1,993,010	22,619	1,088,878	3,792,069	
DELTA DOWNS	108,975	171,880	121,678	2,131,679	96,688	364,140	2,995,040	
DERBY FUTURE	1,689	7,185		19,002	0	16,302	44,177	
DOVER DOWNS	120,888	485,722	204,097	2,067,331	32,534	236,091	3,146,663	
DUBAI	6,030	20,125		101,762	0	45,834	173,751	
DUELING DOUBLE	0	0	25	134	0	5	164	
DUQUIN	0	0	6,029	0	0	0	6,029	
ELLIS PARK	66,797	0	92,831	611,207	0	365,125	1,135,960	
EMERALD DOWNS	39,028	26,061	70,276	473,247	3,567	59,587	671,766	
EVANGELINE	194,841	152,007	193,807	2,609,648	37,161	674,417	3,861,881	
FAIRGROUND	237,198	359,071	186,579	2,471,304	11,987	1,038,238	4,304,377	
FAIRMOUNT	0	8,921	19,598	111,449	0	41,668	181,635	
FAIRPLEX	30,268	0	71,222	308,215	119,483	12,317	541,505	
FINGER LAKES	303,474	181,871	616,596	2,163,950	333,779	780,941	4,380,610	
FLAMBORO	0	143,544	107,015	0	0	0	250,559	
FORT ERIE RACETRACK	55,998	14,782	95,490	401,099	64,413	146,147	777,929	
FRASIER DOWNS	0	13,682	5,998	0	0	0	19,680	
GEORGIAN DOWNS	0	42,399	58,758	231,508	8,812	27,194	368,671	
GOLDEN GATE	184,164	269,004	311,244	2,677,308	247,128	734,948	4,423,795	
GULFSTREAM	580,064	1,683,608		6,095,243	0	2,900,968	11,259,883	
HARRINGTON	84,342	161,906	271,202	1,155,076	44,092	64,456	1,781,074	
HASTINGS PARK RACE	0	3,542	10,962	59,255	8,902	55,312	137,973	
HAWTHORNE	244,358	254,396	308,348	2,682,206	389,913	636,481	4,515,702	
HAZEL PARK	10,397	6,794	21,917	118,233	0	0	157,341	
HIALEAH	9,692	53,604	191	179,673	0	58,760	301,920	
HOLLYWOOD	475,964	296,456	706,545	5,086,577	543,125	1,520,814	8,629,480	
HOOSIER PARK	146,580	247,977	305,227	1,365,862	172,898	250,863	2,489,407	
INDIANA DOWNS	59,439	129,427	516,648	2,046,785	96,304	326,493	3,175,095	
KEENELAND	308,651	315,868	350,258	2,179,415	742,669	624,624	4,521,485	
KENTUCKY	3,253	0	11,063	15,181	9,188	0	38,685	
LAUREL	306,885	322,371	345,154	2,524,565	462,246	850,350	4,811,571	
LITTLE BROWN JUG	791	0	23,458	67,891	7,698	0	99,838	
LONE STAR PARK	47,445	79,428	78,827	1,051,206	0	330,955	1,587,861	
LOS ALAMITOS	0	0		518,567	2,519	14,554	535,640	
LOUISIANA	118,760	172,492	211,498	1,742,639	101,683	746,961	3,094,033	
MAYWOOD	59,489	123,012	142,310	1,841,881	35,647	128,120	2,330,459	
MEADOWS	158,212	395,771	562,039	2,762,034	102,965	458,290	4,439,311	
METRO 6 SHOOTER	659	152	3,112	15,648	0	188	19,759	
MOHAWK	106,357	70,650	442,853	2,522,816	42,946	120,755	3,306,377	
MONTAINEER	305,295	209,650	392,606	3,616,834	133,763	395,266	5,053,412	

**NEW JERSEY RACING COMMISSION**  
**SUMMARY OF OUT-OF-STATE SIGNAL RECEIVED BY TRACK**

2010

OUT-OF-STATE SIGNAL RECEIVED	ATLANTIC CITY	FREEHOLD RACEWAY		MEADOWLANDS		MONMOUTH PARK	T O T A L RECEIPTS
	RACING ASSOC.	A C H I	F R A	HARNESS	T-Bred	T-Bred	
MONTLLO RACEWAY	223,829	708,644	1,143,385	4,643,690	151,595	744,640	7,615,784
NORTHERN CALIF. FAIR	0	0	69,707	156,429	12,531	60,640	299,308
NORTHFIELD	285,602	482,632	433,569	4,579,952	80,992	289,662	6,152,408
NORTHLANDS	0	430	5,052	0	0	0	5,482
NORTHVILLE	0	34,985	24,692	159,357	8,558	2,973	230,566
OAKLAWN	131,932	342,213		1,673,034	0	593,007	2,740,185
OAK TREE @ SANTA	2,115	7,949		19,827	0	10,518	40,409
PENN NATIONAL	375,487	256,621	291,218	3,563,716	199,497	895,724	5,582,262
PHILA PARK	1,018,457	1,148,499	1,065,019	6,306,106	750,513	2,961,548	13,250,140
PIMLICO	255,966	433,585		1,618,493	0	846,177	3,154,221
PINNACLE DOWNS	0	0	10,032	0	0	0	10,032
PLAINRIDGE	0	48,313	125,790	505,828	26,173	75,208	781,312
POCONO	108,661	180,360	341,632	1,672,089	82,657	141,727	2,527,126
POMPANO	29,946	94,693	60,423	648,223	6,882	52,322	892,489
PORTLAND MEADOWS	53,374	86,320	64,530	623,323	60,069	136,026	1,023,642
PRAIRE MEADOWS	0	25,347	31,145	267,301	594	69,654	394,040
PREAKNESS DOUBLE	1,274	3,499		8,502	0	3,799	17,074
PRESCUE ISLE DOWNS	75,201	23,490	100,902	516,746	38,070	277,829	1,032,238
PRIX D'AMERIQUE	0	0		1,817	0	0	1,817
RACEWAY PARK	0	5,884	19,896	0	0	0	25,780
RED MILE	0		116,260	246,355	23,523	4,999	391,136
REMMINGTON	55,406	56,851	110,712	921,332	183,335	68,622	1,396,258
RETAMA PARK	7,048	0	41,358	293,883	52,362	9,323	403,974
RIVERDOWN	4,525	12,134	23,245	92,710	0	52,576	185,190
RUNNING ACRES	0	1,863	46,572	196,497	0	9,748	254,680
SAM HOUSTON	53,751	165,592	7,399	1,330,470	0	224,558	1,781,770
SANTA ANITA	229,365	671,992	33,483	4,089,765	0	1,154,382	6,178,987
SARATOGA	585,661	73,978	1,802,032	6,410,889	57,214	6,572,415	15,502,188
SCIO TO DOWNS	0	3,891	7,362	0	0	0	11,253
SPORTS CREEK	0	0	290	2,441	0	768	3,499
SPECIAL	0	0		0	0	992	992
SUFFOLK DOWNS	231,809	38,459	490,340	1,706,753	273,280	571,612	3,312,252
SUNLAND PARK	70,205	241,901	51,966	1,207,927	0	384,182	1,956,181
SWEDISH RACING	0	2,217	1,893	22,034	1,504	5,046	32,694
TAMPA BAY	673,368	1,777,330	210,669	6,771,480	0	3,053,990	12,486,837
THISTLEDOWN	183,652	117,913	342,082	1,635,739	221,466	530,172	3,031,023
TIMINIUM	5,564	0	9,387	37,703	0	43,599	96,253
TIOGA DOWNS	466	21,937	89,760	305,276	5,042	67,832	490,313
TROPICAL	123,106	52,321	331,209	1,070,616	150,568	413,364	2,141,185
TURF PARADISE	173,616	340,543	217,760	2,413,947	175,933	653,265	3,975,064
TURFWAY	226,057	348,509	169,902	2,389,640	158,436	771,540	4,064,084
VERNON DOWNS	0	9,425	46,254	114,631	4,026	15,784	190,121
WESTERN FAIR RACEWAY	0	150,971	37,489	687,054	11,607	124,636	1,011,757
WINDSOR	0	73,020	35,345	375,045	7,339	26,329	517,078
WOODBINE	597,712	621,416	833,227	7,261,673	726,465	1,722,201	11,762,694
YAVAPAI	0	1,874	42,054	0	0	0	43,928
YONKERS	295,120	1,226,420	1,356,070	9,762,290	200,677	667,368	13,507,944
ZIA PARK	33,199	0	75,905	208,693	61,307	21,073	400,178
<b>Total 2010</b>	<b>\$15,512,012</b>	<b>\$22,770,870</b>	<b>\$25,789,725</b>	<b>\$182,322,314</b>	<b>\$14,600,674</b>	<b>\$60,171,259</b>	<b>\$321,166,854</b>

## Interstate Simulcasting Handle Received

	2006	2007	2008	2009	2010
Atlantic City Harness	\$45,096,973	\$47,653,285	\$36,420,163	\$29,253,359	\$22,770,870
Atlantic City Racecourse	26,197,565	21,771,519	18,650,775	17,221,786	15,512,013
Freehold Raceway	57,942,447	52,377,979	42,196,542	28,812,714	25,789,725
Garden State Park	0	0	0	0	0
Meadowlands Racetrack	337,530,702	306,020,687	254,576,070	217,100,847	196,922,987
Monmouth Park	128,765,538	126,544,305	104,402,121	88,734,805	60,171,260
<b>TOTAL</b>	<b>\$595,533,225</b>	<b>\$554,367,775</b>	<b>\$456,245,671</b>	<b>\$381,123,511</b>	<b>\$321,166,855</b>

## Statewide On Track Attendance

	<b>2006</b>	<b>2007</b>	<b>2008</b>	<b>2009</b>	<b>2010</b>
Atlantic City Harness	134,973	132,001	121,255	113,971	95,430
Atlantic City Racecourse	16,344	17,239	25,485	25,673	34,817
Freehold Raceway	126,948	119,641	101,316	87,264	88,572
Meadowlands Racetrack	760,349	680,402	575,673	534,267	481,503
Monmouth Park	712,782	755,916	676,046	650,612	527,613
<b>TOTAL</b>	<b>1,751,396</b>	<b>1,705,199</b>	<b>1,499,775</b>	<b>1,411,787</b>	<b>1,227,935</b>



**NEW JERSEY RACING COMMISSION**  
**2010 CHARITY DAYS REVENUE**

<i>TRACK / DATE</i>	<i>BACKSTRECH BENEVOLENCE</i>	<i>DEVEPMENTALLY DISABLED</i>	<i>HORSE PARK OF NEW JERSEY</i>	<i>T O T A L C H A R I T Y</i>
<b><i>A.C. Harness, Inc.</i></b>				
<i>27-Mar-10</i>	789.83			789.83
<i>24-Apr-10</i>			782.46	782.46
<i>01-May-10</i>		1,206.15		1,206.15
<i>15-May-10</i>		1,016.56		1,016.56
<i>05-Jun-10</i>		784.13		784.13
<b><i>SUB-TOTAL</i></b>	<b>\$789.83</b>	<b>\$3,006.84</b>	<b>\$782.46</b>	<b>\$4,579.13</b>
<b><i>Atlantic City Racing</i></b>				
<i>18-Apr-10</i>		968.74		968.74
<i>19-Apr-10</i>			819.99	819.99
<i>22-Apr-10</i>		957.05		957.05
<i>23-Apr-10</i>		996.40		996.40
<i>24-Apr-10</i>	1,244.46			1,244.46
<b><i>SUB-TOTAL</i></b>	<b>\$1,244.46</b>	<b>\$2,922.19</b>	<b>\$819.99</b>	<b>\$4,986.64</b>
<b><i>Freehold Raceway</i></b>				
<i>14-Aug-10</i>	812.46			812.46
<i>06-Sep-10</i>			950.40	950.40
<i>25-Sep-10</i>		737.09		737.09
<i>09-Oct-10</i>		743.19		743.19
<i>23-Oct-10</i>		648.49		648.49
<b><i>SUB-TOTAL</i></b>	<b>\$812.46</b>	<b>\$2,128.77</b>	<b>\$950.40</b>	<b>\$3,891.63</b>
<b><i>Meadowlands (H)</i></b>				
<i>01-May-10</i>	2,777.63			2,777.63
<i>15-May-10</i>			2,594.34	2,594.34
<i>12-Jun-10</i>		2,560.52		2,560.52
<i>17-Jul-10</i>		4,335.38		4,335.38
<i>07-Aug-10</i>		9,768.72		9,768.72
<b><i>SUB-TOTAL</i></b>	<b>\$2,777.63</b>	<b>\$16,664.62</b>	<b>\$2,594.34</b>	<b>\$22,036.59</b>
<b><i>Meadowlands (T)</i></b>				
<i>02-Oct-10</i>	2,742.76			2,742.76
<i>16-Oct-10</i>			567.53	567.53
<i>23-Oct-10</i>		1,950.89		1,950.89
<i>30-Oct-10</i>		1,925.72		1,925.72
<i>06-Nov-10</i>		2,455.29		2,455.29
<b><i>SUB-TOTAL</i></b>	<b>\$2,742.76</b>	<b>\$6,331.90</b>	<b>\$567.53</b>	<b>\$9,642.19</b>
<b><i>Monmouth Park</i></b>				
<i>22-May-10</i>		7,848.25		7,848.25
<i>31-May-10</i>			4,896.97	4,896.97
<i>04-Jul-10</i>		4,089.50		4,089.50
<i>01-Aug-10</i>	18,303.32			18,303.32
<i>18-Sep-10</i>		4,066.67		4,066.67
<b><i>SUB-TOTAL</i></b>	<b>\$18,303.32</b>	<b>\$16,004.42</b>	<b>\$4,896.97</b>	<b>\$39,204.71</b>
<b>CHARITY thru 10/31</b>	<b>\$26,670.46</b>	<b>\$47,058.74</b>	<b>\$10,611.69</b>	<b>\$84,340.89</b>

New Jersey Racing Commission  
 Summary of Pari-Mutuel Activity  
 Atlantic City Casinos  
 1/1/10 through 12/31/10

Host Track	Showboat	Trump Taj Mahal	Caesar's	Bally's Park Place	Harrah's	Tropicana	Borgata	Hub Total
<b>New Jersey Signals Received</b>								
ACRA	4,103	5,876	9,557	15,234	5,448	0	26,139	66,357
Atlantic City Harness, Inc.	37,453	73,234	59,319	103,069	61,547	2,169	144,898	481,689
Freehold	34,817	68,896	47,703	59,159	47,870	0	114,124	372,569
Meadowlands - Harness	203,983	410,837	270,318	373,390	283,015	11,530	986,964	2,540,037
Meadowlands - Thoroughbred	57,532	74,177	104,429	112,889	82,844	0	328,932	760,802
Monmouth Park - Thoroughbred	179,454	240,510	390,527	424,612	273,751	0	1,469,502	2,978,356
Total N.J. Signals Received	517,342	873,530	881,853	1,088,353	754,474	13,699	3,070,559	7,199,809
<b>Out-of-State Signals Received</b>								
Arlington	91,089	88,005	163,625	139,341	91,424	0	425,263	998,746
Aqueduct	409,454	588,658	642,785	881,093	527,403	0	2,038,036	5,087,429
Balmoral	64,757	150,581	67,094	211,433	95,748	0	329,914	919,527
Belmont	449,959	657,307	877,953	903,898	601,189	0	2,473,043	5,963,349
Beulah	62,281	68,128	93,067	131,070	50,715	0	200,465	605,726
Calder	101,167	115,396	195,117	193,203	115,985	0	530,069	1,250,936
Cal-Expo	0	0	0	0	15,755	0	159,152	174,907
Canterbury	0	11,247	15,213	12,395	4,925	0	35,931	79,711
Charlestown	133,825	194,316	195,000	270,020	130,147	0	614,358	1,537,666
Chester Downs	77,111	140,999	136,088	137,145	92,908	0	261,387	845,638
Churchill Downs	219,485	248,555	439,142	488,526	298,349	0	1,595,976	3,290,033
Colonial Downs	20,392	32,807	37,717	50,976	18,028	0	119,475	279,395
Del Mar	64,505	125,603	97,270	132,129	93,142	0	439,710	952,359
Delaware Park	161,766	182,867	239,436	283,329	139,416	0	643,397	1,650,211
Delta Downs	12,849	65,671	67,374	103,134	42,988	5,842	225,075	522,933
Dover Downs	68,917	109,117	93,690	163,707	75,432	0	254,525	765,388
Ellis Park	15,837	18,127	30,624	35,644	17,898	0	64,814	182,943
Emerald Downs	727	33,699	18,861	54,964	29,854	0	110,610	248,715
Evangeline	2	22	2	12	9	0	49	96
Fair Grounds	79,112	93,810	154,594	177,190	120,481	0	532,951	1,158,138
Fairplex	11,004	17,799	14,639	19,676	6,712	0	47,082	116,911
Finger Lakes	111,606	126,144	200,712	213,050	95,572	0	421,639	1,168,722
Golden Gate	145,252	153,398	193,541	214,906	96,717	0	429,460	1,233,274
Gulfstream	228,964	298,753	427,218	528,899	281,121	0	1,440,604	3,205,559
Harrington Raceway	26,889	62,274	64,495	87,094	46,901	0	146,412	434,066
Hawthorne T	79,424	97,444	141,490	165,587	73,672	0	301,200	858,817
Hazel Park	0	13,905	14,033	22,239	12,296	0	29,742	92,215
Hialeah	976	7,894	12,885	12,378	6,743	0	13,728	54,604
Hollywood	146,765	167,119	195,336	279,576	196,398	0	947,925	1,933,120
Hoosier Park S	0	27,201	36,910	56,810	16,348	0	54,051	191,320
Hoosier Park T	8,220	29,829	48,642	45,931	15,387	0	80,521	228,530
Keeneland	59,837	70,922	144,061	139,228	75,154	0	422,073	911,275
Kentucky Downs	350	1,134	1,874	2,960	936	0	9,025	16,279
Laurel	93,096	113,852	178,426	189,462	118,749	0	433,138	1,126,723
Little Brown Jug	0	852	1,035	9	1,363	0	1,370	4,629
Lone Star Park	5,861	34,191	53,248	52,492	21,579	0	127,654	295,025
Los Alamitos	0	0	0	0	27,127	0	201,074	228,201
Louisiana Downs	69,044	73,630	124,657	126,436	48,391	0	235,035	677,194
Maywood	14,754	86,415	53,185	98,794	54,798	0	183,409	491,355
Meadows	75,604	123,020	132,972	150,169	79,633	0	229,090	790,488
Metro 6 Shooter	0	42	0	12	128	0	216	398
Monticello Raceway H	97,367	153,289	167,467	217,488	91,351	3,151	285,620	1,015,733
Mountaineer	152,151	198,164	160,645	320,291	191,614	0	593,970	1,616,835
Northfield	134,553	254,575	169,015	385,523	172,386	0	515,990	1,632,042

New Jersey Racing Commission  
 Summary of Pari-Mutuel Activity  
 Atlantic City Casinos  
 1/1/10 through 12/31/10

Host Track	Trump			Bally's		Tropicana	Borgata	Hub Total
	Showboat	Taj Mahal	Caesar's	Park Place	Harrah's			
Oaklawn	42,938	54,332	92,082	96,270	61,080	0	261,811	608,513
Penn National	137,523	165,267	178,414	255,895	140,292	0	631,507	1,508,897
Philadelphia Park	278,580	302,029	456,710	619,425	289,974	0	1,073,587	3,020,305
Pimlico	48,122	61,818	114,948	103,071	67,009	0	304,605	699,573
Pinnacle Downs	1,618	6,704	12,857	9,736	6,308	0	11,158	48,381
Pocono Downs	46,434	65,698	78,576	100,605	64,688	0	184,424	540,425
Pompano	14,938	30,389	28,454	34,301	23,061	2,165	59,463	192,771
Portland Meadows	10,259	41,075	44,666	63,564	28,221	0	107,743	295,528
Presque Isle Downs	34,801	50,652	60,534	74,351	38,274	0	179,550	438,162
Raceway Park Ohio	733	7,129	1,013	7,650	4,241	0	11,898	32,664
Remington Park	15,867	46,518	46,847	90,491	30,044	0	120,857	350,624
Retama Park	1,875	6,833	7,080	9,335	3,882	0	23,913	52,918
Riverdowns	7,147	10,188	8,883	14,493	2,721	0	9,816	53,247
Running Acres	0	8,980	5,594	14,076	5,924	0	18,263	52,837
Sam Houston	0	56,212	46,527	61,961	41,677	4,756	160,394	371,526
Santa Anita	159,446	221,916	202,114	250,383	140,055	0	834,079	1,807,992
Saratoga	243,405	343,146	464,581	484,840	317,627	0	1,495,940	3,349,539
Scoto Downs	0	4,281	5,660	8,548	2,967	0	10,477	31,933
Suffolk	72,475	85,466	129,886	130,798	65,442	0	262,078	746,144
Tampa Bay Downs	163,882	200,596	317,747	413,427	217,861	0	967,477	2,280,991
Thistledown	62,011	95,897	115,281	128,095	61,964	0	218,549	681,797
Timonium	781	2,021	2,633	1,668	891	0	4,967	12,961
Tioga Downs	0	4,287	3,764	6,117	2,665	0	12,437	29,270
Tropical	38,239	44,653	70,608	76,130	74,735	10,355	201,863	516,583
Turf Paradise	95,053	109,494	141,763	191,419	77,360	9,064	323,518	947,671
Turfway	61,045	83,680	110,428	136,003	86,157	10,173	297,644	785,130
Vernon Downs	1,939	7,879	9,339	8,535	4,767	0	13,918	46,377
Yonkers	193,105	383,683	309,360	410,503	286,019	0	891,712	2,474,382
Zia Park	10,726	14,160	19,944	20,555	12,848	0	30,644	108,877
Total Out-of-State Signals Received	5,237,894	7,551,744	9,187,431	11,520,461	6,451,624	45,506	26,928,516	66,923,177
							0	
Total Pari-Mutuel Activity	5,755,236	8,425,274	10,069,284	12,608,814	7,206,098	59,205	29,999,075	74,122,986

New Jersey Racing Commission  
Pari-Mutuel Takeout  
Atlantic City Casinos  
In-State Simulcasting  
1/1/10 through 12/31/10

	Showboat	Trump Taj Mahal	Caesar's	Bally's Park Place	Harrah's	Tropicana	Borgata	Hub Total
Racing Days								
Casino Simulcasting Fund	2,588	4,369	4,410	5,442	3,773	69	15,354	36,004
Casino - Placement of Signal	0	0	0	0	0	0	0	0
A.C.R.A. Contingency Fund - State	0	0	0	0	0	0	0	0
Casino Share	50,789	84,026	85,362	106,948	73,125	1,347	303,868	705,464
Special Trust - Harness								
Sire Stakes	734	1,465	1,007	1,443	1,056	35	3,316	9,057
Track Purses	596	1,192	814	1,162	855	29	2,733	7,382
Breeder & Stallion Awards	78	157	107	153	113	4	359	971
Special Trust - Thoroughbred								
Thoroughbred Breeders	1,178	1,553	2,480	2,684	1,748	0	8,945	18,589
Breeding & Development								
Harness	85	169	116	165	121	4	385	1,045
Thoroughbred	71	93	149	161	105	0	537	1,115
Purse Allocation								
In State	23,442	38,722	39,577	49,525	33,665	627	138,622	324,181
Out of State								
Track Share Allocation								
In State	23,262	38,671	39,430	49,704	33,721	627	139,013	324,429
Out of State	0	0	0	0	0	0	0	0
Casino Simulcasting Special Fund	0	0	0	0	0	0	0	0
Total Commissions	102,823	170,418	173,453	217,387	148,282	2,743	613,131	1,428,238
Breakage								
Total Amount Distributed	2,964	5,790	5,660	6,352	4,042	62	15,503	40,373
	105,787	176,209	179,113	223,739	152,325	2,805	628,634	839,977
Amount Returned to Patron								
Total Pari-Mutuel Handle	411,555	697,321	702,740	864,614	602,149	10,894	2,441,926	5,731,198
	517,342	873,530	881,853	1,088,353	754,474	13,699	3,070,560	7,199,809

New Jersey Racing Commission  
Pari-Mutuel Takeout  
Atlantic City Casinos  
Out-of-State Simulcasting  
1/1/10 through 12/31/10

Racing Days	Showboat	Trump Taj Mahal	Caesar's	Bally's Park Place	Harrah's	Tropicana	Borgata	Hub Total
Casino Simulcasting Fund	26,203	37,775	45,952	57,610	32,268	228	134,657	334,693
Casino - Placement of Signal	161,613	232,081	285,858	355,391	200,717	1,365	839,159	2,076,183
A.C.R.A. Contingency Fund - State								
Casino Share	442,872	623,517	757,637	969,896	530,005	4,223	2,261,470	5,589,619
Sire Stakes	7,425	10,705	13,023	16,330	9,145	65	38,171	94,864
Track Purses	4,989	7,192	8,751	10,973	6,145	43	25,649	63,743
Breeder & Stallion Awards	681	982	1,194	1,498	838	6	3,501	8,700
Special Trust - Thoroughbred								
Thoroughbred Breeders	13,102	18,887	22,976	28,805	16,134	114	67,329	167,348
Breeding & Development								
Harness	786	1,132	1,378	1,728	967	7	4,039	10,038
Thoroughbred	786	1,132	1,378	1,728	967	7	4,039	10,038
Purse Allocation								
In State	0	0	0	0	0	0	0	0
Out of State	178,483	250,886	304,829	390,785	213,183	1,712	911,044	2,250,923
Track Share allocation								
In State	0	0	0	0	0	0	0	0
Out of State	178,483	250,885	304,828	390,784	213,182	1,712	911,043	2,250,918
Casino Simulcasting Special Fund	58,111	81,684	99,247	127,233	69,409	557	296,620	732,861
Total Commissions	1,073,533	1,516,858	1,847,054	2,352,761	1,292,963	10,039	5,496,722	13,589,928
Breakage	28,108	43,264	52,137	61,042	34,084	156	123,747	342,537
Total Amount Distributed	1,101,640	1,560,121	1,899,191	2,413,802	1,327,047	10,195	5,620,469	14,561,100
Amount Returned to Patron	4,136,254	5,991,623	7,288,240	9,106,657	5,124,577	35,311	21,308,047	52,990,709
Total Pari-Mutuel Handle	5,237,894	7,551,744	9,187,431	11,520,460	6,451,624	45,506	26,928,516	66,923,175

New Jersey Racing Commission  
Pari-Mutuel Takeout  
Atlantic City Casinos  
In-State & Out-of-State Simulcasting  
1/1/10 through 12/31/10

Racing Days	Showboat	Trump Taj Mahal	Caesar's	Bally's Park Place	Harrah's	Tropicana	Borgata	Hub Total
Casino Simulcasting Fund	28,791	42,143	50,363	63,052	36,041	296	150,011	370,697
Casino - Placement of Signal	161,613	232,081	285,858	355,391	200,717	1,365	839,159	2,076,183
A.C.R.A. Contingency Fund - State								
Casino Share	493,661	707,543	842,999	1,076,843	603,130	5,570	2,565,338	6,295,084
Special Trust - Harness								
Sire Stakes	8,159	12,170	14,031	17,773	10,202	100	41,488	103,922
Track Purses	5,585	8,385	9,565	12,135	7,001	73	28,382	71,125
Breeder & Stallion Awards	760	1,139	1,301	1,651	951	10	3,859	9,671
Special Trust - Thoroughbred								
Thoroughbred Breeders	14,280	20,441	25,457	31,489	17,883	114	76,274	185,936
Breeding & Development								
Harness	870	1,301	1,494	1,893	1,089	11	4,424	11,083
Thoroughbred	857	1,226	1,527	1,889	1,072	7	4,576	11,153
Purse Allocation								
In State	23,442	38,722	39,577	49,525	33,665	627	138,622	324,181
Out of State	178,483	250,886	304,829	390,785	213,183	1,712	911,044	2,250,923
Track Share allocation								
In State	23,262	38,671	39,430	49,704	33,721	627	139,013	324,429
Out of State	178,483	250,885	304,828	390,784	213,182	1,712	911,043	2,250,918
Casino Simulcasting Special Fund	58,111	81,684	99,247	127,233	69,409	557	296,620	732,861
Total Commissions	1,176,356	1,687,276	2,020,507	2,570,147	1,441,245	12,782	6,109,853	15,018,166
Breakage								
Total Amount Distributed	31,071	49,054	57,798	67,394	38,127	218	139,250	382,911
	1,207,427	1,736,330	2,078,304	2,637,541	1,479,372	13,000	6,249,103	15,401,077
Amount Returned to Patron								
Total Pari-Mutuel Handle	4,547,809	6,688,944	7,990,980	9,971,271	5,726,726	46,205	23,749,972	58,721,907
	5,755,236	8,425,274	10,069,284	12,608,812	7,206,098	59,205	29,999,075	74,122,984

**New Jersey Racing Commission  
Account Wagering  
Out State  
01/01/10 through 12/31/10**

	<u>Internet</u>	<u>Phone</u>	<u>OTW Facilities</u>	<u>Total</u>
MDLS for Thoroughbred Overnight Purses and for programs to aid the Thoroughbred Horsemen	728,804.22	69,233.83	1,443,972.04	2,242,010.09
MP for Thoroughbred Overnight Purses and for programs to aid the Thoroughbred Horsemen	1,805,565.39	171,522.34	3,577,347.47	5,554,435.20
ACRA for Thoroughbred Overnight Purses and for programs to aid the Thoroughbred Horsemen	45,554.84	4,327.55	90,257.33	140,139.72
MDLS for Standardbred Overnight Purses and for programs to aid the Standardbred Horsemen	1,140,751.15	108,367.33	2,260,158.10	3,509,276.58
FRA for Standardbred Overnight Purses and for programs to aid the Standardbred Horsemen	248,438.94	23,600.83	492,229.43	764,269.20
Standardbred Breeders and Owners Association (SBOA) for Standardbred Health & Welfare	12,079.91	1,147.55	23,933.80	37,161.26
Thoroughbred Breeders and Stallions (TBA)	210,880.78	20,032.93	417,815.85	648,729.56
Thoroughbred Backstretch Benevolency	6,730.24	639.35	13,334.55	20,704.14
Thoroughbred Breeding and Development	6,730.24	639.35	13,334.55	20,704.14
Sire Stakes	90,599.35	8,606.62	179,503.53	278,709.50
Standardbred Breeders and Stallions	9,663.93	918.04	19,147.04	29,729.01
Standardbred Backstretch Benevolency	4,227.97	401.64	8,376.83	13,006.44
Standardbred Breeding and Development	4,227.98	401.64	8,376.83	13,006.45
<b>Total New Jersey Racing Industry Special Fund</b>	<u><u>4,314,254.94</u></u>	<u><u>409,839.00</u></u>	<u><u>8,547,787.35</u></u>	<u><u>13,271,881.29</u></u>
Breakage	276,244.40	40,066.50	465,845.93	782,156.83
Amount Returned to Patrons	52,156,830.27	5,448,662.76	98,350,568.46	155,956,061.49
State Settlement	451.72	148.21	3,183.81	3,783.74
Cost of Signal	2,787,733.60	297,346.46	4,616,556.11	7,701,636.17
Account Wagering Licensee	6,471,382.62	614,757.74	12,821,682.58	19,907,822.94
<b>Total Pari-Mutuel Handle</b>	<u><u>66,006,897.55</u></u>	<u><u>6,810,825.40</u></u>	<u><u>124,806,923.30</u></u>	<u><u>197,624,646.25</u></u>

**New Jersey Racing Commission  
Account Wagering  
In State  
01/01/10 through 12/31/10**

	<u>Internet</u>	<u>Phone</u>	<u>OTW Facilities</u>	<u>Total</u>
Purse Share:				
Thoroughbred	322,306.89	41,397.01	431,056.89	794,760.79
Standardbred	454,775.83	60,220.72	678,821.02	1,193,817.57
Breeder & Development:				
Thoroughbred	1,074.34	137.99	1,436.91	2,649.24
Standardbred	1,453.68	192.44	2,171.22	3,817.34
Sire Stakes Programs	24,920.13	3,273.57	37,681.78	65,875.48
TBA	35,453.79	4,553.69	47,416.32	87,423.80
SBOA Health Benefits	4,360.96	577.18	6,513.63	11,451.77
Backstretch Benevolence	2,528.02	330.43	3,608.13	6,466.58
Breakage	62,917.90	10,873.45	85,792.90	159,584.25
Amount Returned to Patrons	10,102,623.98	1,326,399.48	14,345,195.64	25,774,219.10
State Settlement	0.00	0.00	0.00	0.00
Cost of Signal	0.00	0.00	0.00	0.00
Account Wagering Licensee	1,627,485.48	204,035.87	2,401,987.52	4,233,508.87
Total Pari-Mutuel Handle	<u>12,639,901.00</u>	<u>1,651,987.10</u>	<u>18,040,382.90</u>	<u>32,332,271.00</u>



**New Jersey Racing Commission**  
**Account Wagering**  
**In & Out of State**  
**01/01/10 through 12/31/10**

	Internet	Phone	OTW Facilities	Total
MDLS for Thoroughbred Overnight Purses and for programs to aid the Thoroughbred Horsemen	728,804.22	69,233.83	1,443,972.04	2,242,010.09
MP for Thoroughbred Overnight Purses and for programs to aid the Thoroughbred Horsemen	1,805,565.39	171,522.34	3,577,347.47	5,554,435.20
ACRA for Thoroughbred Overnight Purses and for programs to aid the Thoroughbred Horsemen	45,554.84	4,327.55	90,257.33	140,139.72
MDLS for Standardbred Overnight Purses and for programs to aid the Standardbred Horsemen	1,140,751.15	108,367.33	2,260,158.10	3,509,276.58
FRA for Standardbred Overnight Purses and for programs to aid the Standardbred Horsemen	248,438.94	23,600.83	492,229.43	764,269.20
Standardbred Breeders and Owners Association (SBOA) for Standardbred Health & Welfare	12,079.91	1,147.55	23,933.80	37,161.26
Thoroughbred Breeders and Stallions (TBA)	210,880.78	20,032.93	417,815.85	648,729.56
Thoroughbred Backstretch Benevolency	6,730.24	639.35	13,334.55	20,704.14
Thoroughbred Breeding and Development	6,730.24	639.35	13,334.55	20,704.14
Sire Stakes	90,599.35	8,606.62	179,503.53	278,709.50
Standardbred Breeders and Stallions	9,663.93	918.04	19,147.04	29,729.01
Standardbred Backstretch Benevolency	4,227.97	401.64	8,376.83	13,006.44
Standardbred Breeding and Development	4,227.98	401.64	8,376.83	13,006.45
Total New Jersey Racing Industry Special Fund	4,314,254.94	409,839.00	8,547,787.35	13,271,881.29
Purse Share:				
Thoroughbred	322,306.89	41,397.01	431,056.89	794,760.79
Standardbred	454,775.83	60,220.72	678,821.02	1,193,817.57
Breeder & Development:				
Thoroughbred	1,074.34	137.99	1,436.91	2,649.24
Standardbred	1,453.68	192.44	2,171.22	3,817.34
Sire Stakes Programs	24,920.13	3,273.57	37,681.78	65,875.48
TBA	35,453.79	4,553.69	47,416.32	87,423.80
SBOA Health Benefits	4,360.96	577.18	6,513.63	11,451.77
Backstretch Benevolence	2,528.02	330.43	3,608.13	6,466.58
Breakage	339,162.30	50,939.95	551,638.83	941,741.08
Amount Returned to Patrons	62,259,454.25	6,775,062.24	112,695,764.10	181,730,280.59
State Settlement	451.72	148.21	3,183.81	3,783.74
Cost of Signal	2,787,733.60	297,346.46	4,616,556.11	7,701,636.17
Account Wagering Licensee	8,098,868.10	818,793.61	15,223,670.10	24,141,331.81
Total Pari-Mutuel Handle	<u>78,646,798.55</u>	<u>8,462,812.50</u>	<u>142,847,306.20</u>	<u>229,956,917.25</u>

**New Jersey Racing Commission**

**CY 2010 License Revenue Received (12/31/10)**

**Harness, Thoroughbred, Account Wagering, and Off Track Wagering Combined**

Note: All license data is based on transactions that occurred in CY 2010

Cat	Classification	Fee	ACRA		Freehold		Meadowlands		Trenton		Monmouth		Total	
			Qty	Total	Qty	Total	Qty	Total	Qty	Total	Qty	Total	Qty	Total
<b>All Licenses Issued in CY 2010</b>														
1	Owner	\$50	180	\$9,000	596	\$29,800	837	\$41,850	1,057	\$52,850	759	\$37,950	3,429	\$171,450
2	Trainer	\$50	140	\$7,000	191	\$9,550	306	\$15,300	113	\$5,650	350	\$17,500	1,100	\$55,000
3	Assistant Trainer	\$30	4	\$120	0	\$0	0	\$0	1	\$30	107	\$3,210	112	\$3,360
4	Driver	\$50	0	\$0	50	\$2,500	82	\$4,100	8	\$400	0	\$0	140	\$7,000
5	Driver / Trainer	\$50	0	\$0	246	\$12,300	212	\$10,600	47	\$2,350	0	\$0	505	\$25,250
6	Jockey	\$50	53	\$2,650	1	\$50	0	\$0	2	\$100	110	\$5,500	166	\$8,300
7	Jockey Apprentice	\$30	8	\$240	0	\$0	0	\$0	0	\$0	11	\$330	19	\$570
8	Jockey Agent	\$50	0	\$0	0	\$0	0	\$0	0	\$0	18	\$900	18	\$900
9	Stable Employee	\$5	5	\$25	478	\$2,390	388	\$1,940	5	\$25	1,038	\$5,190	1,914	\$9,570
10	C.I.D.	\$10	64	\$640	251	\$2,510	1,054	\$10,540	31	\$310	412	\$4,120	1,812	\$18,120
11	C.I.D. - Vendors	\$10	1	\$10	43	\$430	399	\$3,990	61	\$610	232	\$2,320	736	\$7,360
12	Pari-Mutuel Employee	\$25	16	\$400	100	\$2,500	227	\$5,675	8	\$200	107	\$2,675	458	\$11,450
13	Veterinarian	\$50	0	\$0	35	\$1,750	10	\$500	1	\$50	15	\$750	61	\$3,050
14	Valet	\$20	14	\$280	0	\$0	0	\$0	0	\$0	16	\$320	30	\$600
15	Plater	\$20	0	\$0	4	\$80	0	\$0	0	\$0	15	\$300	19	\$380
16	Vendor	\$50	0	\$0	11	\$550	12	\$600	10	\$500	33	\$1,650	66	\$3,300
17	Stable Name	\$50	56	\$2,800	72	\$3,600	201	\$10,050	453	\$22,650	341	\$17,050	1,123	\$56,150
18	Multiple Ownership	\$50	4	\$200	89	\$4,450	325	\$16,250	102	\$5,100	75	\$3,750	595	\$29,750
19	Corporate Stable Name	\$50	6	\$300	26	\$1,300	75	\$3,750	109	\$5,450	35	\$1,750	251	\$12,550
20	Authorized Agent	\$50	0	\$0	0	\$0	1	\$50	5	\$250	57	\$2,850	63	\$3,150
21	Off-Track Stables	\$50	0	\$0	0	\$0	0	\$0	53	\$2,650	0	\$0	53	\$2,650
23	Veterinarian - NJRC	\$0	1	\$0	7	\$0	6	\$0	0	\$0	1	\$0	15	\$0
25	C.I.D. - NJRC	\$0	3	\$0	19	\$0	32	\$0	6	\$0	4	\$0	64	\$0
26	Off-Track Proprietors	\$0	0	\$0	0	\$0	0	\$0	0	\$0	0	\$0	0	\$0
27	Official - NJRC	\$0	0	\$0	9	\$0	2	\$0	0	\$0	0	\$0	11	\$0
28	Partnership	\$0	1	\$0	14	\$0	4	\$0	37	\$0	28	\$0	84	\$0
31	Owner - 3 Year	\$150	17	\$2,550	83	\$12,450	206	\$30,900	487	\$73,050	214	\$32,100	1,007	\$151,050
<b>All Licenses wo/dups Issued in CY 2010</b>			<b>573</b>	<b>\$26,215</b>	<b>2,325</b>	<b>\$86,210</b>	<b>4,379</b>	<b>\$156,095</b>	<b>2,596</b>	<b>\$172,225</b>	<b>3,978</b>	<b>\$140,215</b>	<b>13,851</b>	<b>\$580,960</b>
DUP Duplicate License Fees		\$5	0	\$0	0	\$0	0	\$0	0	\$0	1	\$5	1	\$5
<b>Total Licenses w/dups Issued in CY 2010</b>				<b><u>\$26,215</u></b>		<b><u>\$86,210</u></b>		<b><u>\$156,095</u></b>		<b><u>\$172,225</u></b>		<b><u>\$140,220</u></b>		<b><u>\$580,965</u></b>

**New Jersey Racing Commission**  
**CY 2010 License Revenue Received (12/31/10)**  
**Harness**

Note: All license data is based on transactions that occurred in CY 2010

Cat	Classification	Fee	ACRA		Freehold		Meadowlands		Trenton		Monmouth		Total	
			Qty	Total	Qty	Total	Qty	Total	Qty	Total	Qty	Total	Qty	Total
<b>All Licenses Issued in CY 2010</b>														
1	Owner	\$50		\$0	587	\$29,350	803	\$40,150	516	\$25,800	3	\$150	1,909	\$95,450
2	Trainer	\$50		\$0	185	\$9,250	306	\$15,300	42	\$2,100	1	\$50	534	\$26,700
3	Assistant Trainer	\$30		\$0		\$0		\$0		\$0		\$0	0	\$0
4	Driver	\$50		\$0	50	\$2,500	82	\$4,100	8	\$400		\$0	140	\$7,000
5	Driver / Trainer	\$50		\$0	246	\$12,300	212	\$10,600	47	\$2,350		\$0	505	\$25,250
6	Jockey	\$50		\$0		\$0		\$0		\$0		\$0	0	\$0
7	Jockey Apprentice	\$30		\$0		\$0		\$0		\$0		\$0	0	\$0
8	Jockey Agent	\$50		\$0		\$0		\$0		\$0		\$0	0	\$0
9	Stable Employee	\$5		\$0	475	\$2,375	386	\$1,930	3	\$15		\$0	864	\$4,320
10	C.I.D.	\$10	2	\$20	151	\$1,510	958	\$9,580	2	\$20	2	\$20	1,115	\$11,150
11	C.I.D. - Vendors	\$10		\$0	32	\$320	355	\$3,550	2	\$20		\$0	389	\$3,890
12	Pari-Mutuel Employee	\$25		\$0	29	\$725	192	\$4,800		\$0	1	\$25	222	\$5,550
13	Veterinarian	\$50		\$0	33	\$1,650	10	\$500		\$0		\$0	43	\$2,150
14	Valet	\$20		\$0		\$0		\$0		\$0		\$0	0	\$0
15	Plater	\$20		\$0	4	\$80		\$0		\$0		\$0	4	\$80
16	Vendor	\$50		\$0	11	\$550	12	\$600	3	\$150		\$0	26	\$1,300
17	Stable Name	\$50		\$0	64	\$3,200	187	\$9,350	129	\$6,450	1	\$50	381	\$19,050
18	Multiple Ownership	\$50		\$0	88	\$4,400	324	\$16,200	85	\$4,250	4	\$200	501	\$25,050
19	Corporate Stable Name	\$50		\$0	25	\$1,250	71	\$3,550	56	\$2,800		\$0	152	\$7,600
20	Authorized Agent	\$50		\$0		\$0		\$0		\$0		\$0	0	\$0
21	Off-Track Stables	\$50		\$0		\$0		\$0	34	\$1,700		\$0	34	\$1,700
23	Veternarian - NJRC	\$0		\$0	7	\$0	6	\$0		\$0		\$0	13	\$0
25	C.I.D. - NJRC	\$0		\$0	19	\$0	32	\$0	1	\$0		\$0	52	\$0
26	Off-Track Proprietors	\$0		\$0		\$0		\$0		\$0		\$0	0	\$0
27	Official - NJRC	\$0		\$0	7	\$0	2	\$0		\$0		\$0	9	\$0
28	Partnership	\$0		\$0	14	\$0	4	\$0	17	\$0		\$0	35	\$0
31	Owner - 3 Year	\$150	3	\$450	76	\$11,400	182	\$27,300	238	\$35,700		\$0	499	\$74,850
<b>All Licenses wo/dups Issued in CY 2010</b>			5	\$470	2,103	\$80,860	4,124	\$147,510	1,183	\$81,755	12	\$495	7,427	\$311,090
DUP Duplicate License Fees		\$5		\$0		\$0		\$0		\$0		\$0	0	\$0
<b>Total Licenses w/dups Issued in CY 2010</b>				<b>\$470</b>		<b>\$80,860</b>		<b>\$147,510</b>		<b>\$81,755</b>		<b>\$495</b>		<b>\$311,090</b>

**New Jersey Racing Commission**  
**CY 2010 License Revenue Received (12/31/10)**  
**Thoroughbred**

Note: All license data is based on transactions that occurred in CY 2010

Cat	Classification	Fee	ACRA		Freehold		Meadowlands		Trenton		Monmouth		Total	
			Qty	Total	Qty	Total	Qty	Total	Qty	Total	Qty	Total	Qty	Total
<b>All Licenses Issued in CY 2010</b>														
1	Owner	\$50	180	\$9,000	9	\$450	34	\$1,700	541	\$27,050	756	\$37,800	1,520	\$76,000
2	Trainer	\$50	140	\$7,000	6	\$300		\$0	71	\$3,550	349	\$17,450	566	\$28,300
3	Assistant Trainer	\$30	4	\$120		\$0		\$0	1	\$30	107	\$3,210	112	\$3,360
4	Driver	\$50		\$0		\$0		\$0		\$0		\$0	0	\$0
5	Driver / Trainer	\$50		\$0		\$0		\$0		\$0		\$0	0	\$0
6	Jockey	\$50	53	\$2,650	1	\$50		\$0	2	\$100	110	\$5,500	166	\$8,300
7	Jockey Apprentice	\$30	8	\$240		\$0		\$0		\$0	11	\$330	19	\$570
8	Jockey Agent	\$50		\$0		\$0		\$0		\$0	18	\$900	18	\$900
9	Stable Employee	\$5	5	\$25	3	\$15	2	\$10	2	\$10	1,038	\$5,190	1,050	\$5,250
10	C.I.D.	\$10	61	\$610	69	\$690		\$0	28	\$280	409	\$4,090	567	\$5,670
11	C.I.D. - Vendors	\$10	1	\$10	6	\$60	1	\$10	14	\$140	229	\$2,290	251	\$2,510
12	Pari-Mutuel Employee	\$25	16	\$400	57	\$1,425		\$0	8	\$200	106	\$2,650	187	\$4,675
13	Veterinarian	\$50		\$0	2	\$100		\$0	1	\$50	15	\$750	18	\$900
14	Valet	\$20	14	\$280		\$0		\$0		\$0	16	\$320	30	\$600
15	Plater	\$20		\$0		\$0		\$0		\$0	15	\$300	15	\$300
16	Vendor	\$50		\$0		\$0		\$0	6	\$300	33	\$1,650	39	\$1,950
17	Stable Name	\$50	56	\$2,800	8	\$400	14	\$700	324	\$16,200	340	\$17,000	742	\$37,100
18	Multiple Ownership	\$50	4	\$200	1	\$50	1	\$50	17	\$850	71	\$3,550	94	\$4,700
19	Corporate Stable Name	\$50	6	\$300	1	\$50	4	\$200	53	\$2,650	35	\$1,750	99	\$4,950
20	Authorized Agent	\$50		\$0		\$0	1	\$50	5	\$250	57	\$2,850	63	\$3,150
21	Off-Track Stables	\$50		\$0		\$0		\$0	19	\$950		\$0	19	\$950
23	Veterinarian - NJRC	\$0	1	\$0		\$0		\$0		\$0	1	\$0	2	\$0
25	C.I.D. - NJRC	\$0	2	\$0		\$0		\$0	1	\$0	4	\$0	7	\$0
26	Off-Track Proprietors	\$0		\$0		\$0		\$0		\$0		\$0	0	\$0
27	Official - NJRC	\$0		\$0	2	\$0		\$0		\$0		\$0	2	\$0
28	Partnership	\$0	1	\$0		\$0		\$0	20	\$0	28	\$0	49	\$0
31	Owner - 3 Year	\$150	14	\$2,100	7	\$1,050	24	\$3,600	249	\$37,350	214	\$32,100	508	\$76,200
<b>All Licenses w/dups Issued in CY 2010</b>			566	\$25,735	172	\$4,640	81	\$6,320	1,362	\$89,960	3,962	\$139,680	6,143	\$266,335
DUP Duplicate License Fees		\$5		\$0		\$0		\$0		\$0	1	\$5	1	\$5
<b>Total Licenses w/dups Issued in CY 2010</b>				<b>\$25,735</b>		<b>\$4,640</b>		<b>\$6,320</b>		<b>\$89,960</b>		<b>\$139,685</b>		<b>\$266,340</b>

**New Jersey Racing Commission**  
**CY 2010 License Revenue Received (12/31/10)**  
**Account Wagering**

Note: All license data is based on transactions that occurred in CY 2010

Cat	Classification	Fee	ACRA		Freehold		Meadowlands		Trenton		Monmouth		Total	
			Qty	Total	Qty	Total	Qty	Total	Qty	Total	Qty	Total	Qty	Total
<b>All Licenses Issued in CY 2010</b>														
1	Owner	\$50		\$0		\$0		\$0		\$0		\$0	0	\$0
2	Trainer	\$50		\$0		\$0		\$0		\$0		\$0	0	\$0
3	Assistant Trainer	\$50		\$0		\$0		\$0		\$0		\$0	0	\$0
4	Driver	\$50		\$0		\$0		\$0		\$0		\$0	0	\$0
5	Driver / Trainer	\$50		\$0		\$0		\$0		\$0		\$0	0	\$0
6	Jockey	\$50		\$0		\$0		\$0		\$0		\$0	0	\$0
7	Jockey Apprentice	\$30		\$0		\$0		\$0		\$0		\$0	0	\$0
8	Jockey Agent	\$50		\$0		\$0		\$0		\$0		\$0	0	\$0
9	Stable Employee	\$5		\$0		\$0		\$0		\$0		\$0	0	\$0
10	C.I.D.	\$10	1	\$10	31	\$310	96	\$960	1	\$10	1	\$10	130	\$1,300
11	C.I.D. - Vendors	\$10		\$0	5	\$50	43	\$430	45	\$450	3	\$30	96	\$960
12	Pari-Mutuel Employee	\$25		\$0	14	\$350	35	\$875		\$0		\$0	49	\$1,225
13	Veterinarian	\$50		\$0		\$0		\$0		\$0		\$0	0	\$0
14	Valet	\$20		\$0		\$0		\$0		\$0		\$0	0	\$0
15	Plater	\$20		\$0		\$0		\$0		\$0		\$0	0	\$0
16	Vendor	\$50		\$0		\$0		\$0	1	\$50		\$0	1	\$50
17	Stable Name	\$50		\$0		\$0		\$0		\$0		\$0	0	\$0
18	Multiple Ownership	\$50		\$0		\$0		\$0		\$0		\$0	0	\$0
19	Corporate Stable Name	\$50		\$0		\$0		\$0		\$0		\$0	0	\$0
20	Authorized Agent	\$50		\$0		\$0		\$0		\$0		\$0	0	\$0
21	Off-Track Stables	\$50		\$0		\$0		\$0		\$0		\$0	0	\$0
23	Veterinarian - NJRC	\$0		\$0		\$0		\$0		\$0		\$0	0	\$0
25	C.I.D. - NJRC	\$0	1	\$0		\$0		\$0	4	\$0		\$0	5	\$0
26	Off-Track Proprietors	\$0		\$0		\$0		\$0		\$0		\$0	0	\$0
27	Official - NJRC	\$0		\$0		\$0		\$0		\$0		\$0	0	\$0
28	Partnership	\$0		\$0		\$0		\$0		\$0		\$0	0	\$0
31	Owner - 3 Year	\$150		\$0		\$0		\$0		\$0		\$0	0	\$0
<b>All Licenses wo/dups Issued in CY 2010</b>			2	\$10	50	\$710	174	\$2,265	51	\$510	4	\$40	281	\$3,535
DUP Duplicate License Fees		\$5		\$0		\$0		\$0		\$0		\$0	0	\$0
<b>Total Licenses w/dups Issued in CY 2010</b>				<b>\$10</b>		<b>\$710</b>		<b>\$2,265</b>		<b>\$510</b>		<b>\$40</b>		<b>\$3,535</b>

New Jersey Racing Commission  
Revenue to State  
2010  
January 1 through December 31, 2010

Racing Association/Source	Expired Outstanding Pari-Mutuel Tickets	Breakage & Expired Outstanding Pari-Mutuel Tickets	License Fees	Total State Revenue
Atlantic City Racing Association	\$13,492.17		\$26,215.00	\$39,707.17
Freehold Raceway	59,030.49		86,210.00	145,240.49
Meadowlands	177,397.23		156,095.00	333,492.23
Monmouth Park Jockey Club	166,564.32		140,220.00	306,784.32
Trenton	0.00		172,225.00	172,225.00
Computer/Phone		313,600.53		313,600.53
Woodbridge		576,380.78		576,380.78
Vineland		111,192.17		111,192.17
Tom's River		269,449.66		269,449.66
Total State Revenue	<u>\$416,484.21</u>	<u>\$1,270,623.13</u>	<u>\$580,965.00</u>	<u>\$2,268,072.34</u>

New Jersey Racing Commission

Handle Analysis - Account Wagering and Off-Track Wagering

2005	Account Wagering					
	Internet	Phone	Total			
January	2,764,228	-	2,764,228			
February	2,981,316	-	2,981,316			
March	3,342,326	-	3,342,326			
April	3,431,741	15,338	3,447,079			
May	4,071,602	549,196	4,620,798			
June	3,491,680	571,808	4,063,488			
July	3,622,625	691,037	4,313,662			
August	3,507,896	699,421	4,207,317			
September	2,967,236	556,795	3,524,031			
October	3,416,376	615,639	4,032,015			
November	3,318,465	617,722	3,936,187			
December	3,214,626	675,930	3,890,556			
<b>Total</b>	<b>40,130,115</b>	<b>4,992,886</b>	<b>45,123,001</b>			
In-State	6,794,288	17% 516,779	10% 7,311,067	16%		
Out-of-State	33,335,827	83%	4,476,107	90%	37,811,935	84%
<b>TOTAL</b>	<b>40,130,115</b>	<b>4,992,886</b>	<b>45,123,002</b>			
<b>Avg. Daily Handles</b>	<b>109,946</b>	<b>18,630</b>	<b>123,625</b>			
<b>Race Days</b>	<b>365</b>	<b>268</b>				

New Jersey Racing Commission

Handle Analysis - Account Wagering and Off-Track Wagering

2006	Account Wagering					
	Internet	Phone	Total			
January	3,771,295	692,060	4,463,355			
February	4,293,436	690,596	4,984,032			
March	4,937,729	781,789	5,719,518			
April	4,460,261	762,240	5,222,501			
May	4,616,701	814,466	5,431,167			
June	4,840,820	781,312	5,622,132			
July	4,083,244	761,513	4,844,757			
August	4,851,855	932,072	5,783,927			
September	3,727,832	691,849	4,419,681			
October	3,768,029	657,032	4,425,061			
November	4,392,715	736,401	5,129,116			
December	4,191,210	743,977	4,935,187			
<b>Total</b>	<b>51,935,126</b>	<b>9,045,307</b>	<b>60,980,433</b>			
In-State	9,184,786	18% 1,400,236	15% 10,585,023	17%		
Out-of-State	42,750,340	82%	7,645,071	85%	50,395,412	83%
<b>TOTAL</b>	<b>51,935,126</b>	<b>9,045,307</b>	<b>60,980,434</b>			
<b>Avg. Daily Handles</b>	<b>142,288</b>	<b>24,782</b>	<b>167,070</b>			
<b>Race Days</b>	<b>365</b>	<b>365</b>	<b>365</b>			



New Jersey Racing Commission  
 Handle Analysis - Account Wagering and Off-Track Wagering

2007	Account Wagering			Off Track Wagering				Grand	
	Internet	Phone	Total	Toms River	Vineland	Woodbridge	Total	Total	
January	4,373,002	742,587	5,115,589				0	5,115,589	
February	5,046,474	817,830	5,864,304				0	5,864,304	
March	5,722,697	877,219	6,599,916		158,945		158,945	6,758,862	
April	5,120,070	807,192	5,927,262		1,480,600		1,480,600	7,407,862	
May	6,241,428	1,091,627	7,333,055		1,676,413		1,676,413	9,009,468	
June	5,827,328	1,197,316	7,024,644		1,590,748		1,590,748	8,615,392	
July	6,012,208	1,242,094	7,254,302		1,433,311		1,433,311	8,687,613	
August	6,255,077	1,276,389	7,531,466		1,483,356		1,483,356	9,014,822	
September	5,128,798	1,121,185	6,249,983		1,237,647		1,237,647	7,487,630	
October	5,310,442	1,215,850	6,526,292		1,335,298	3,003,672	4,338,970	10,865,261	
November	4,680,288	1,028,236	5,708,524		1,228,757	7,684,982	8,913,738	14,622,262	
December	4,601,071	869,623	5,470,694		1,140,656	7,438,037	8,578,693	14,049,386	
<b>Total</b>	<b>64,318,882</b>	<b>12,287,148</b>	<b>76,606,030</b>	<b>0</b>	<b>12,765,730</b>	<b>18,126,690</b>	<b>30,892,420</b>	<b>107,498,450</b>	
In-State	10,984,802	17% 2,250,901	18% 13,235,703	17%	918,777	7% 2,158,321	12% 3,077,098	10% 16,312,801	15%
Out-of-State	53,334,080	83% 10,036,247	82% 63,370,328	83%	11,846,953	93% 15,968,369	88% 27,815,323	90% 91,185,650	85%
<b>TOTAL</b>	<b>64,318,882</b>	<b>12,287,148</b>	<b>76,606,031</b>	<b>0</b>	<b>12,765,730</b>	<b>18,126,690</b>	<b>30,892,421</b>	<b>107,498,452</b>	
<b>Avg. Daily Handles</b>	<b>176,216</b>	<b>33,663</b>	<b>209,880</b>	<b>0</b>	<b>45,920</b>	<b>238,509</b>			
<b>Race Days</b>	<b>365</b>	<b>365</b>	<b>365</b>	<b>0</b>	<b>278</b>	<b>76</b>			

New Jersey Racing Commission

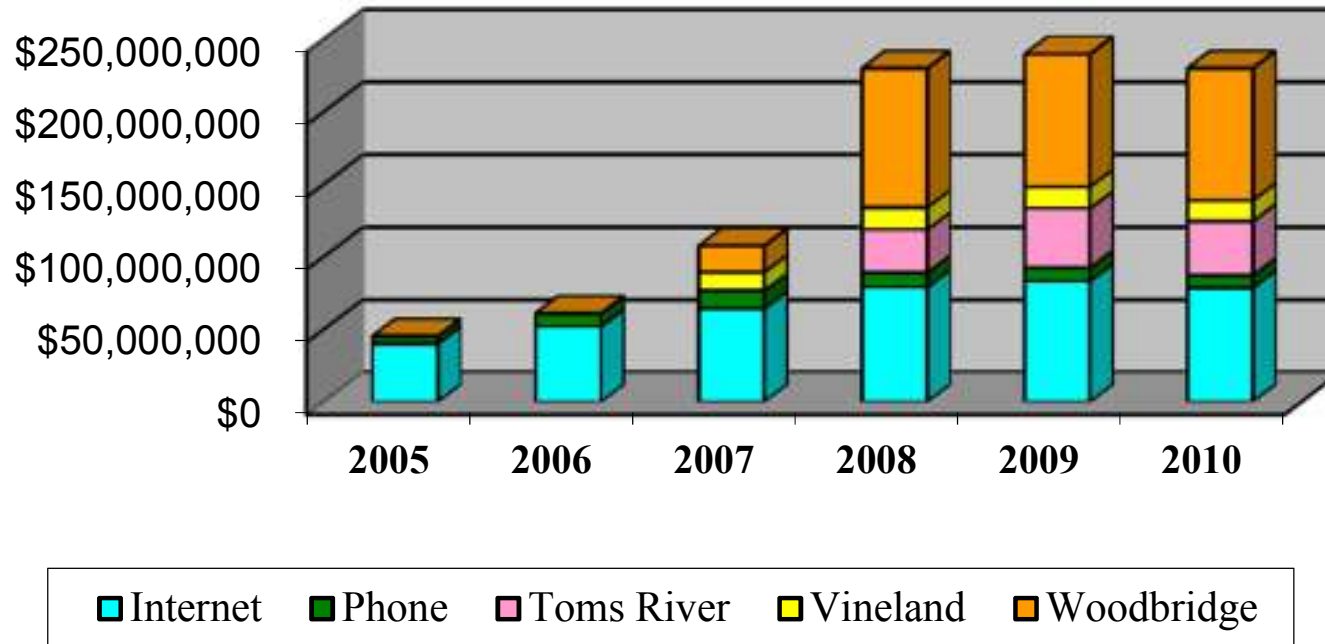
Handle Analysis - Account Wagering and Off-Track Wagering

2008	Account Wagering			Off Track Wagering				Grand	
	Internet	Phone	Total	Toms River	Vineland	Woodbridge	Total	Total	
January	5,289,656	942,918	6,232,574		1,268,047	7,878,942	9,146,989	15,379,563	
February	7,247,379	840,234	8,087,613		1,373,439	7,677,075	9,050,514	17,138,127	
March	7,354,161	808,234	8,162,395		1,475,734	9,224,200	10,699,934	18,862,329	
April	7,589,413	751,068	8,340,481	193,974	1,207,009	7,799,600	9,200,583	17,541,064	
May	9,537,059	967,640	10,504,699	4,685,584	1,598,275	9,161,612	15,445,471	25,950,170	
June	6,668,004	812,001	7,480,005	3,674,299	1,350,339	7,400,004	12,424,642	19,904,647	
July	5,904,927	986,575	6,891,502	3,961,644	1,370,702	7,780,430	13,112,776	20,004,278	
August	6,107,285	1,107,665	7,214,950	4,233,149	1,400,487	8,760,082	14,393,718	21,608,668	
September	4,512,744	706,679	5,219,423	3,317,165	1,045,433	7,308,728	11,671,326	16,890,749	
October	6,692,974	843,572	7,536,546	3,588,378	1,174,192	8,338,532	13,101,102	20,637,648	
November	5,704,132	657,048	6,361,180	3,230,087	962,528	7,814,677	12,007,292	18,368,472	
December	6,483,002	562,353	7,045,355	2,827,871	1,007,845	6,696,979	10,532,695	17,578,050	
<b>Total</b>	<b>79,090,736</b>	<b>9,985,987</b>	<b>89,076,723</b>	<b>29,712,151</b>	<b>15,234,030</b>	<b>95,840,861</b>	<b>140,787,042</b>	<b>229,863,765</b>	
In-State	11,530,110	15% 2,008,452	20% 13,538,562	15% 5,021,534	17% 998,624	7% 12,698,461	13% 18,718,619	13% 32,257,181	14%
Out-of-State	67,560,626	85% 7,977,535	80% 75,538,161	85% 24,690,617	83% 14,235,406	93% 83,142,400	87% 122,068,423	87% 197,606,584	86%
<b>TOTAL</b>	<b>79,090,736</b>	<b>9,985,987</b>	<b>89,076,723</b>	<b>29,712,151</b>	<b>15,234,030</b>	<b>95,840,861</b>	<b>140,787,042</b>	<b>229,863,765</b>	
<b>Avg. Daily Handles</b>	<b>216,687</b>	<b>27,359</b>	<b>244,046</b>	<b>120,781</b>	<b>41,737</b>	<b>262,578</b>			
<b>Race Days</b>	<b>365</b>	<b>365</b>	<b>365</b>	<b>246</b>	<b>365</b>	<b>365</b>			





## Combined Annual Handles - NJAW and OTW's 2005 - 2010

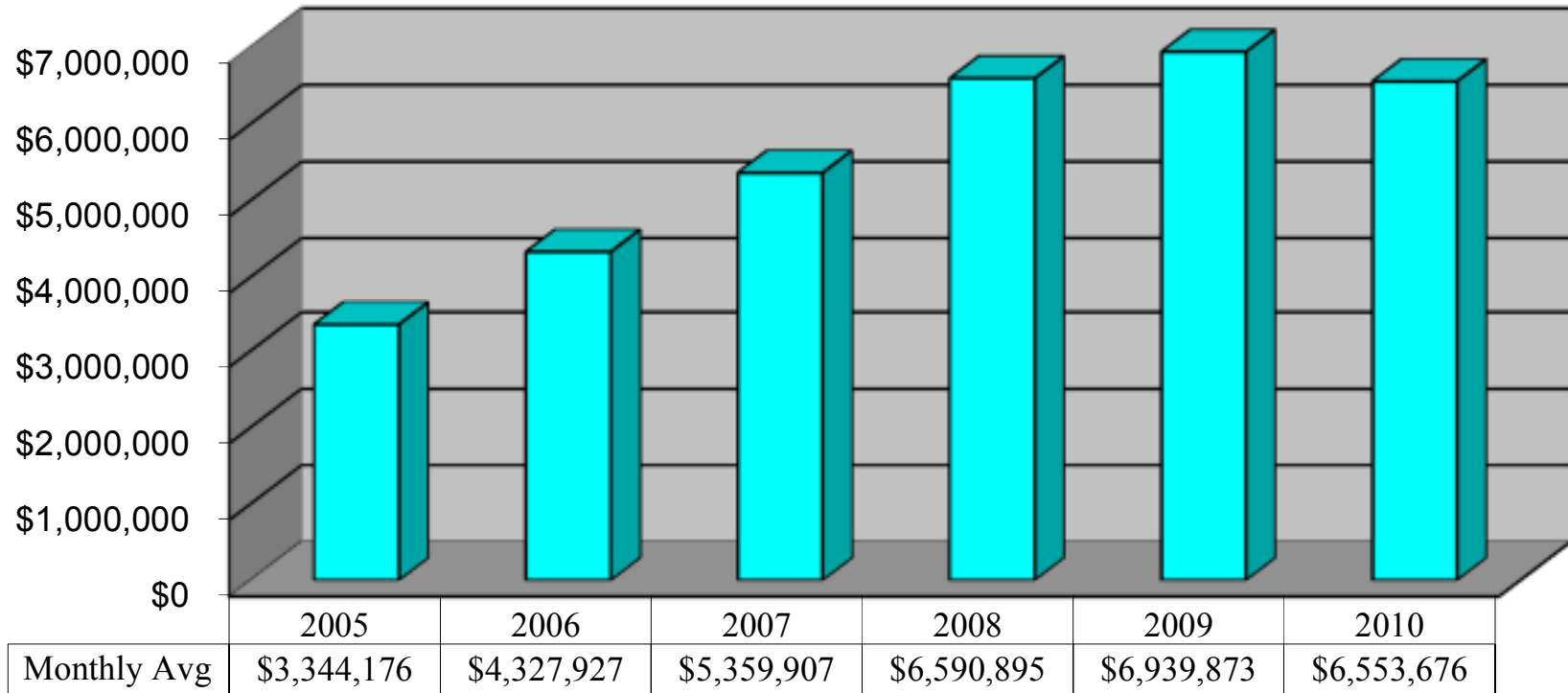


NOTE: Vineland opened March 30, 2007, Woodbridge opened October 17, 2007  
Toms River opened April 29, 2008

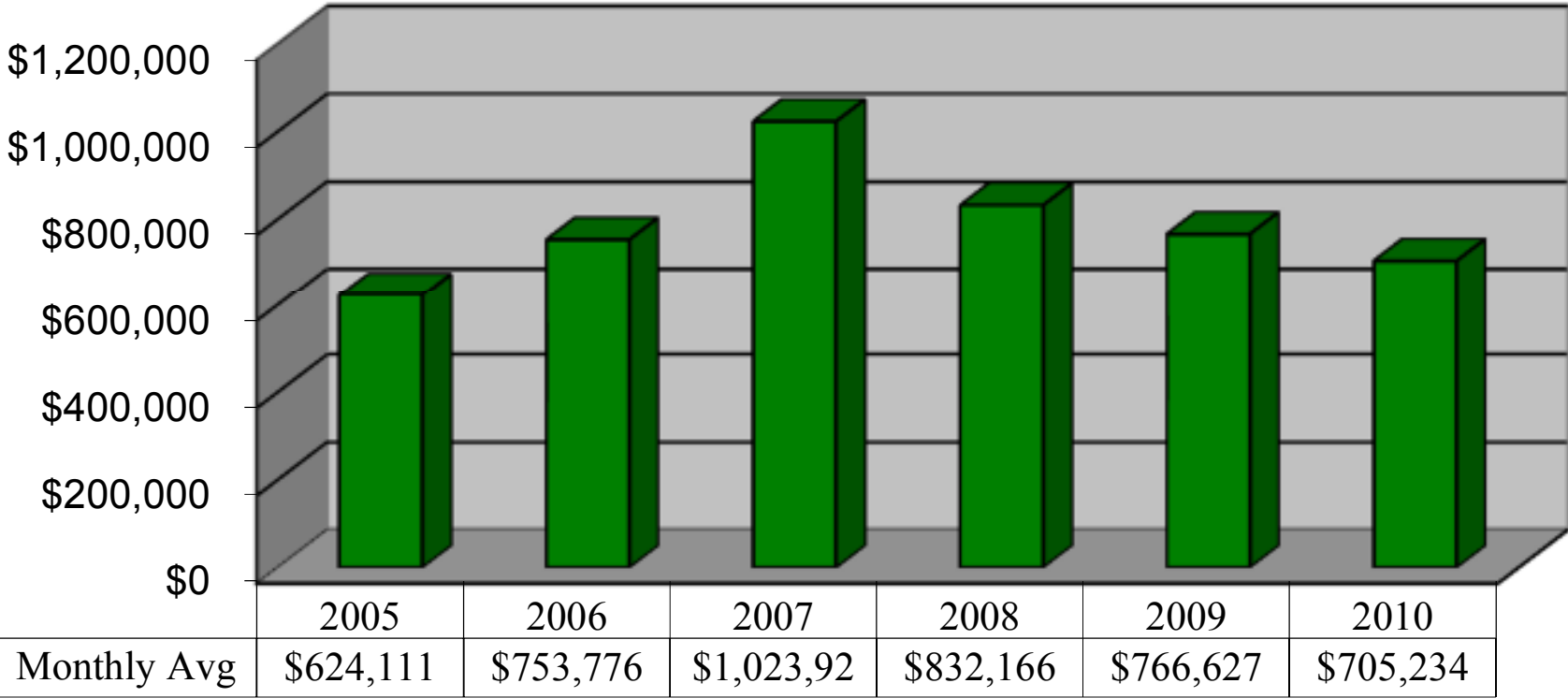
New Jersey Racing Commission  
Handle Analysis - Account Wagering and Off-Track Wagering  
Annual Comparisons

	<b>Internet</b>	<b>Phone</b>	<b>Toms River</b>	<b>Vineland</b>	<b>Woodbridge</b>	<b>Total AW and OTW</b>
<b>2005</b>	40,130,115	4,992,886	-	-	-	45,123,001
<b>2006</b>	51,935,126	9,045,307	-	-	-	60,980,433
<b>2007</b>	64,318,882	12,287,148	-	12,765,730	18,126,690	107,498,450
<b>2008</b>	79,090,736	9,985,987	29,712,151	15,234,030	95,840,861	229,863,765
<b>2009</b>	83,278,478	9,199,525	40,894,435	14,978,570	91,365,144	239,716,152
<b>2010</b>	78,644,105	8,462,813	37,447,341	14,340,357	91,053,541	229,948,157

## **NJAW - Internet Wagering (Monthly Average Handles)**



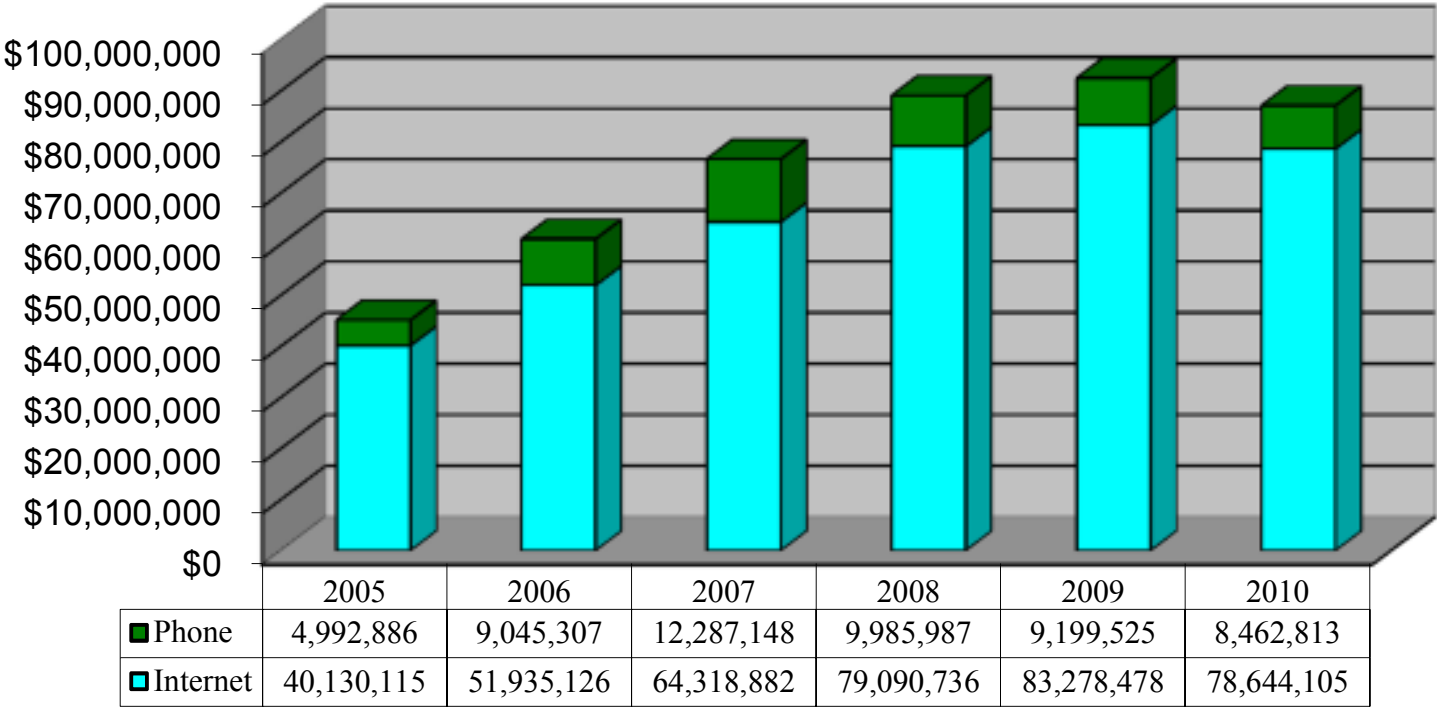
# NJAW - Phone Wagering (Monthly Average Handles)



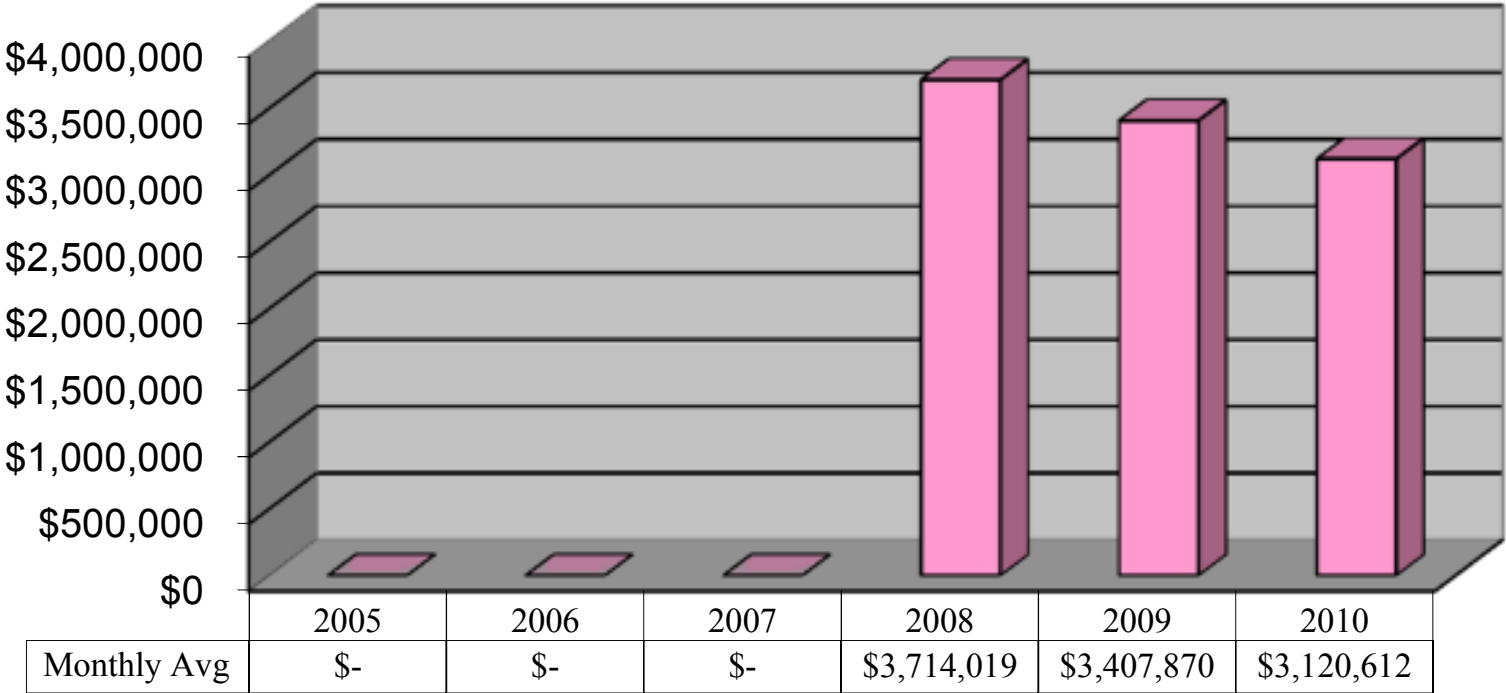


# NJAW - Annual Handles

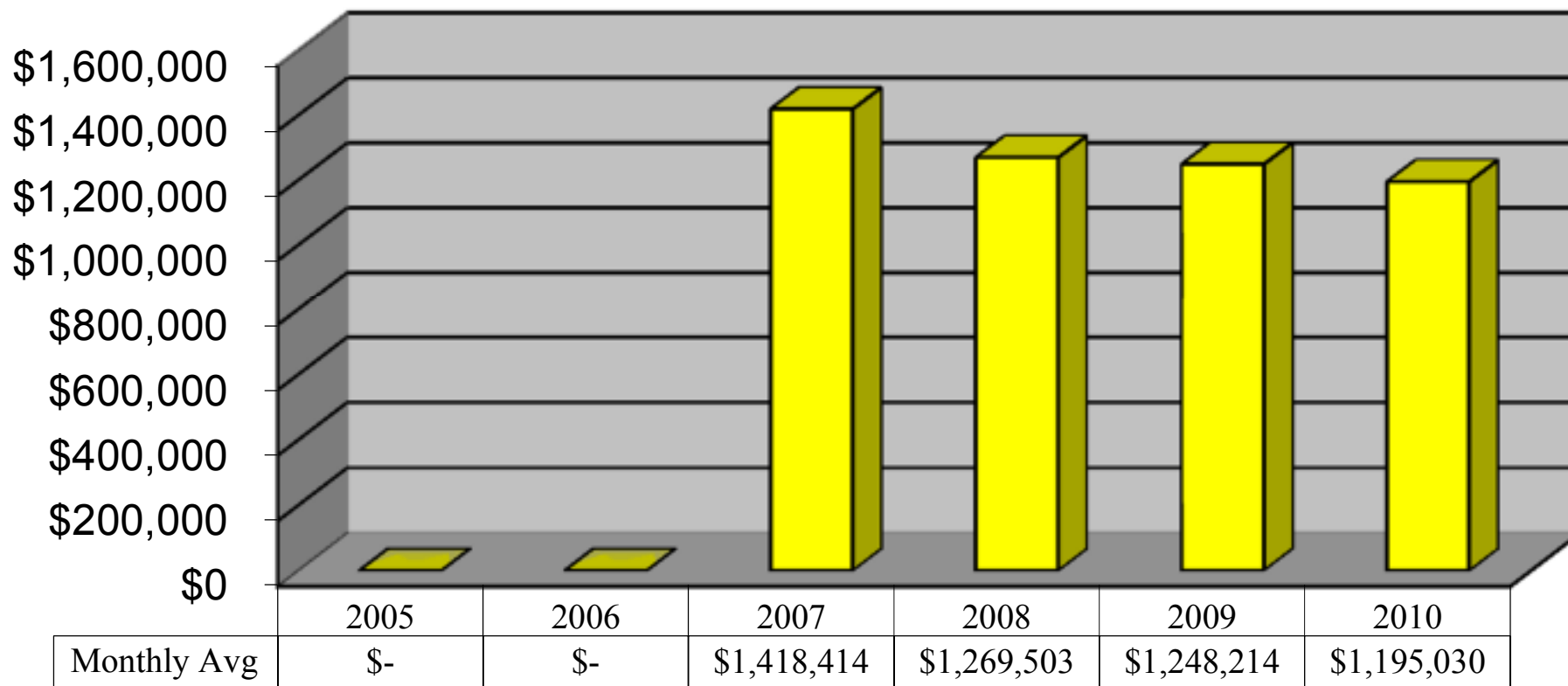
## Internet and Phone Wagering Combined



# Toms River OTW (Monthly Average Handles)



# Vineland OTW (Monthly Average Handles)



# Woodbridge OTW (Monthly Average Handles)

