



NEW JERSEY RACING COMMISSION 2019

EIGHTIETH ANNUAL AND STATISTICAL REPORT

FOR THE YEAR ENDING DECEMBER 31, 2019

Philip D. Murphy
Governor

Gurbir S. Grewal
Attorney General

Pamela J. Clyne
Chairman

Michael J. Arnone · Francis X. Keegan, Jr.
Glen Vetrano
Commissioners

Judith A. Nason
Executive Director

Contents

Mission Statement.....	1
New Jersey Racing Commissioners.....	1
Overview.....	4
Composition of Commission and Staff.....	4
New Jersey Racetracks	4
Other Regulated Facilities	5
Commissioners.....	5
2019 Budget.....	6
Racing Operations.....	7
Thoroughbred Racing Officials	7
Standardbred Racing Officials.....	7
Licensing Personnel.....	8
Veterinary Staff.....	9
Testing Procedures.....	9
Pari-Mutuel Wagering	11
Live Wagering	11
Simulcast Wagering.....	11
Pari-Mutuel Handles.....	12
Regulatory Affairs	13
Investigative Staff.....	15
Violations.....	15
Sports Wagering	15
New Jersey Horse Racing Injury Compensation Board	15
Regulated Entities.....	16
Permit Holders	16
Off-Track Wagering Licensees.....	16
Casino Simulcasting	16
Account Wagering	16
Exchange Wagering.....	17
Totalisator	17
Race Dates	18
Thoroughbred Horsemen’s Association	18

New Meadowlands Racetrack, LLC.....	19
FR Park Racing, LP	19
Far Hills Special Steeplechase Meet.....	19
2020 Race Dates	19
Horsemen’s Consent.....	20
Contact Information.....	21
Racetracks.....	21
Off-Track Wagering Facilities.....	21
Casino Simulcast Facility	22
Horsemen’s Associations.....	23
Account Wagering.....	23
Exchange Wagering.....	24

Mission Statement

The New Jersey Racing Commission (“Commission”) regulates horse racing, pari-mutuel wagering, account wagering and exchange wagering in the State of New Jersey. The Commission is tasked with ensuring the integrity of the sport and the wagering thereupon through efficient oversight of all racing and wagering related entities and activities. The Commission also acts to promote the health and safety of the racing participants.

New Jersey Racing Commissioners

Pamela J. Clyne, LCSW, SAC

Chairman

Appointed 2012 - Present

Appointed as Chairman April 17, 2014

Pamela J. Clyne has served as the Chairman of the Racing Commission for the past five years. She has a Master’s Degree in Social Work from Rutgers University and is certified in several behavioral healthcare disciplines. One of the focuses of Chairman Clyne’s professional career has been the establishment and operation of an equine therapy practice. As a lifelong equine enthusiast, Chairman Clyne has been able to utilize both her love of horses and her expertise as a licensed clinical social worker to treat those suffering from a wide range of mental illnesses, including autism and post-traumatic stress disorder.

Currently, Chairman Clyne practices behavioral healthcare for veterans suffering from PTSD and children suffering from autism. Some of Chairman Clyne’s practices involve therapeutic horseback riding and equine assisted psychotherapy.

Formerly, Chairman Clyne was the Executive Director of Reindancer Therapeutic Riding Center where she worked with a group of individuals with a wide range of special needs.

Dr. Michael Arnone, DDS

Appointed 2013 - Present

Dr. Michael Arnone attended Seton Hall University and St. Francis College. He received his D.D.S. from Temple University School of Dentistry and continues to practice dentistry in Red Bank, NJ. Commissioner Arnone was a member of the New Jersey General Assembly from 1989 to 2004 and served as Mayor of Red Bank from 1978 to 1990. Commissioner Arnone has served on several other local government agencies and committees including service as a Commissioner of the Red Bank Fire and Police.

Dr. Arnone also served his country as a member of the United States Army from 1959-1961, achieving the rank of Captain.

Francis X. Keegan, Jr.

Appointed 2006 - Present

Francis X. Keegan, Jr., a lifelong horseman, was appointed to the Commission in 2006. Formerly, he was President of the Thoroughbred Breeders' Association of New Jersey, President of the New Jersey Thoroughbred Horsemen's Association and has held esteemed membership in many national and international horsemen's organizations, including the Thoroughbred Club of America, the Green Mountain Horse Association and the National Hunt Association. He was also a patron of the Monmouth County Hunt.

Commissioner Keegan has bred, owned and raced horses in New Jersey since 1963 and has been a successful consignor at numerous thoroughbred auction sales including those held in Saratoga, NY and Keeneland, KY.

Commissioner Keegan is a graduate of Seton Hall University and attended Fordham Law School. He also served as an infantry officer in the United States Army. Commissioner Keegan recently retired from his career as a Wealth Management Advisor and First-Vice President of Investments with UBS Financial Services, Inc. where he was employed for the past 51 years. In addition to his public service, Commissioner Keegan has served on the board of numerous banks, including Carteret S & L Bank of Commerce and Monmouth Community Bank.

Glen Vetrano

Appointed July 26, 2019 – Present

Glen Vetrano has been involved in the equine industry for the better part of 30 years. Throughout that time, Commissioner Vetrano has participated in every aspect of the sport including owning, breeding and racing standardbred horses. Commissioner Vetrano presently resides on a small farm in Hampton Township, Sussex County, where he owns and operates a bovine breeding farm. Commissioner Vetrano's service on the Commission stems from a desire to promote the horse racing industry in New Jersey and to create a first class racing product that all New Jersey residents can enjoy while creating a level playing field for all who participate.

Commissioner Vetrano is a retired Battalion Chief of the Paterson Fire Department and has enjoyed a long career in public service, which includes serving as a Freeholder of Sussex County, being selected President of the Boys and Girls Club of Paterson and Passaic, President of the Paterson Firefighters' Association, Board Member of the Sussex County Community College Board of Trustees and the Highlands Water Protection and Planning Council, Director of the Sussex County Farm and Horse Show, Chairman of the John Cocula Memorial Scholarship Foundation, and serving as a charter member of Sparta UNICO, amongst other titles and positions of public service.

Further, Commissioner Vetrano has been bestowed several awards of note, including being named Man of the Year for the Red Cross of Sussex County, Man of the Year of the Boys and Girls Club of Paterson and Passaic, Grand Marshal of the Sussex County St. Patrick's Day Parade and Volunteer of the Year of the Sussex County Chamber of Commerce, amongst other accolades.

Judith A. Nason
Executive Director

Appointed July 18, 2018 – Present

On July 18, 2018, the New Jersey Racing Commission appointed Judith A. Nason to serve as Acting Executive Director. Ms. Nason served as Deputy Director of the Commission since November 2014 and, prior to that, as a Deputy Attorney General beginning in January 1993. As a Deputy Attorney General, Ms. Nason represented and provided legal advice to the Commission for 13 years. On May 15, 2019, the Commission appointed Ms. Nason as Executive Director, an action that was approved in September 2019.

Ms. Nason received a J.D. with Honors from Rutgers Law School-Newark in 1988. Thereafter, she clerked for Chief Justice Robert N. Wilentz of the New Jersey Supreme Court. Ms. Nason was then employed as an associate attorney in New York City with Kaye, Scholer, Fierman, Hays and Handler, specializing in corporate finance, and as a litigation associate in Newark, New Jersey with LeBoeuf, Lamb, Leiby and MacRae where she worked with the Honorable Frederick B. Lacey. Thereafter, Ms. Nason left private practice for a career in public service.

Overview

Composition of Commission and Staff

In 2019, the State of New Jersey was one of the five largest racing jurisdictions in the United States when measured by wagering handle. In the calendar year of 2019, there were over 2000 races conducted in New Jersey and the total handle wagered in New Jersey amounted to approximately \$1 billion. Horse racing is conducted at three racetracks in the State and wagers can be placed on horse races at the racetracks, the six operating off-track wagering facilities and the casino simulcast facility at the Borgata, as well as over the internet or via telephone. The New Jersey Racing Commission regulates horse racing and the wagers placed on the sport.

The Commission, which is a bi-partisan body created by statute, consists of a maximum of nine members. Commissioners are appointed by the Governor, by and with the advice and consent of the Senate, for a term of six years. One such member shall be designated by the Governor to serve as chairman.

Through its regulatory purpose, the Commission is tasked with maintaining the integrity of New Jersey's horse racing industry and acting to protect the health and safety of the racing participants. These aims are achieved through the promulgation and enforcement of regulations. The Commission, which is also charged with oversight of the wagering upon horse races in the State, employs staff members to oversee the calculation and distribution of wagering handles in order to ensure that such wagering is conducted fairly and without incident. Additional functions of the Commission include the issuance of permits and licenses allowing persons or entities to conduct horse racing-related activities.

The Commission has a full-time staff of dedicated employees charged with conducting its daily functions. The full-time staff includes investigators, race officials, financial analysts, veterinarians, executive staff and support personnel. In addition to the full-time employees, the Commission maintains a pool of per-diem employees to supplement staff as needed. Many of the part-time and seasonal employees only work on days when racing is conducted. The staff is led by Executive Director Judith A. Nason who has served in that role since her appointment on July 18, 2018.

New Jersey Racetracks

New Jersey currently has three racetracks in operation and each has its own unique features and history. Monmouth Park is the only exclusive thoroughbred racetrack in the State and hosts the Haskell Invitational, an annual Grade 1 Stakes Race. The Meadowlands conducts both standardbred and thoroughbred racing at its state-of-the-art facility, opened in 2013. The Meadowlands has hosted the Hambletonian Stake, one of the most prestigious harness races in the world, every year since 1981. Freehold Raceway is the oldest and longest continuously operating racetrack in the United States, having been officially opened for operation in 1854, although races were conducted on the site starting in the mid-1830s.

Other Regulated Facilities

Legislation enacted in 2002 allows for the operation of up to fifteen off-track wagering facilities, which provide members of the wagering public additional locations to place bets and watch simulcast races. As of December 31, 2019, there are six off-track wagering facilities open for business in the State. They are located in Toms River, Woodbridge, Bayonne, Gloucester Township, Hillsborough and Egg Harbor Township. In addition to the off-track wagering facilities, patrons are able to place bets on simulcast races at the casino simulcast facility located at the Borgata Hotel and Casino, as well as on the internet and over the telephone by utilizing New Jersey's account wagering system or exchange wagering system.

Commissioners

During the calendar year of 2019, the following persons served on the Commission: Dr. Michael Arnone, Pamela Clyne, Glen Vetrano, and Francis X. Keegan, Jr. On April 17, 2014, Commissioner Pamela Clyne was designated chairman and has served in that capacity since that time. At year's end, there are four sitting Commissioners and five vacancies awaiting appointment.

2019 Budget

The Total Operating Budget for fiscal year 2019 was \$6,406,643. This represented a decrease of \$1,111,340, or (14.8%), from the total operating budget of fiscal year 2018 which was \$7,517,983. The decrease in budget for 2019 is attributed to the retirement of several high-level Commission employees.

For budgetary purposes, operational activities are broken down into four functional areas. The 2019 Fiscal Year Budget for each area is as follows (with the 2018 budget numbers in parenthesis):

Administrative/Regulatory:		\$ 1,679,067	(\$2,221,429)
Racing Operations:		\$ 3,980,623	(\$4,459,018)
Licensing:	\$ 1,011,581		(\$1,401,231)
Veterinarians:	\$ 971,581		(\$1,097,502)
Chemical Testing:	\$ 1,162,938		(\$1,125,578)
Officials:	\$ 834,523		(\$834,707)
Pari-Mutuels:		\$ 222,766	(\$283,085)
Investigations:		\$ 524,187	(\$554,451)
Total Operating Budget:		\$ 6,406,643	(\$7,517,983)

Racing Operations

Oversight of the races conducted in the State and of the racing participants is the responsibility of the racing operations staff. This group includes executive staff, racing officials, licensing personnel, veterinary staff and administrative staff.

Thoroughbred Racing Officials

The persons who officiate thoroughbred races are known as racing stewards. The Commission employs a State Steward of thoroughbred racing and several associate stewards to officiate the thoroughbred races at Monmouth Park and the Meadowlands. It is the responsibility of these stewards to watch every race from start to finish and ensure that all races are conducted according to the Commission's rules. However, the duties of the stewards extend well beyond the actual running of the races.

A few days prior to a race day, Commission stewards are responsible for verifying entries into each race and claims upon any of the entrants. On the morning of a race day, prior to any races being run, the stewards are in regular contact with trainers, owners and veterinarians to determine if any horses need to be scratched from that day's races. During each race, three stewards are present in the officiating booth at all times. Two stewards watch the race with binoculars while another studies the live video feeds. These three stewards work in concert to determine if a foul occurs during the race and, if a foul occurs, to determine the appropriate action to be taken.

The Commission has jurisdiction over all licensees and licensed tracks, farms and training facilities, as well as any location in the State where a racehorse is located. The stewards issue penalties and make judgments on all matters involving violations of the Commission's rules. When a violation of a Commission rule occurs, three stewards are empaneled to conduct a hearing at which the violator is present and has an opportunity to explain his or her side of the incident. At the conclusion of the hearing, the panel of stewards determines if a penalty is warranted.

Standardbred Racing Officials

The persons who officiate standardbred races are known as judges. The Commission employs a State Steward of standardbred racing, as well as two presiding judges and several associate judges to officiate standardbred races at Freehold Raceway and the Meadowlands. The job responsibilities of standardbred judges are similar to those of thoroughbred stewards, although there are some minor differences between the two industries. Judges verify the entries into each race and also pick the starting draw. Similar to the thoroughbred stewards, standardbred judges are in contact with the trainers, owners and veterinarians pre-race to determine if any horse must be scratched. Further, there are three judges in the officials' booth during each standardbred race who work together to view the race to ensure that no violations occur during a race and, should a

violation occur, confer amongst themselves as to the circumstances involving the violation and the appropriate action to be taken.

Judges are responsible for levying penalties upon licensees and other persons for violations of the Commission's rules. When a violation of one or more of the Commission's rules occurs, three judges are empaneled to conduct a hearing at which the violator is present and has an opportunity to explain his or her side of the incident. At the conclusion of the hearing, the panel of judges determines if a penalty is warranted.

Licensing Personnel

Every person involved in thoroughbred or standardbred racing in New Jersey must be licensed by the Commission. This includes, but is not limited to, owners, trainers, jockeys, drivers, veterinarians, exercise riders, and grooms. Further, all vendors, farms, stables and other entities involved in thoroughbred or standardbred racing in New Jersey, including racetrack employees, must be licensed as well.

The responsibilities of granting licenses, overseeing the licensing process and ensuring that all persons required to be licensed have been issued a license, are the responsibilities of the Commission's licensing staff. Licensing staff are present at each of the three racetracks during racing meets and are present year-round at the central office in Trenton.

In order to obtain a license, each prospective licensee must fill out an application, have his or her photo taken by a member of the Commission's licensing staff and be fingerprinted for a criminal background check. The application is then reviewed by staff and photo identification is given to the licensee. Each licensee is required to have photo identification on his or her person while on the grounds of a racetrack, farm, or other area under the jurisdiction of the Commission.

Certain licenses require approval of the State Steward, while others require the taking and passing of a written examination. It is the responsibility of the licensing staff to keep track of this process and maintain such records.

In the year 2019, 10,281 licenses were issued by the Commission. A breakdown of each individual license granted for both thoroughbred and standardbred racing is attached to this report. When submitting an application for a racing license, each applicant is required to submit a licensing fee, the amount of which is different for each respective class of license. In 2019, the total revenue, in the form of licensing fees, generated through the licensing process was \$456,510, representing a 16.03% increase from the 2018 licensing revenue of \$393,430.

Veterinary Staff

The Commission employs veterinarians who operate under the supervision of the Chief State Veterinarian. It is the responsibility of the Commission's veterinarians to safeguard the health of racehorses in the State and to minimize the risk of any injury or harm that may befall human and equine race participants.

On race day, the Commission's veterinarians perform a pre-race examination of every horse that is entered to race. During this general exam, the veterinarians check each horse to determine if there are any indications of illness or lameness. To conduct the exam, a veterinarian will enter the stall and check the horse's physical condition and will also watch the horse jog to make certain there is no evidence of lameness or unsoundness in the horse's gait. Should any horse present illness or lameness, the veterinarian has the discretion to contact the stewards or judges and scratch the horse from racing that day. Should a veterinarian elect to scratch a horse, the horse is placed on a list maintained by the veterinary staff and cannot race until that horse undergoes a thorough evaluation by a Commission veterinarian and is determined to be free of illness or injury.

During each race, Commission veterinarians are positioned in the paddock area and along the racetrack in order to observe the horses as they run. Should an accident or injury occur, the veterinarians are immediately on hand to treat the horse and have the authority to order the horse removed by equine ambulance or euthanized, if necessary. In addition to observation of the races themselves, Commission veterinarians are responsible for taking post-race blood samples from selected horses which are then tested for the presence of any drugs or substances foreign to the natural horse. When not observing races, it is the responsibility of the veterinarians to maintain a presence in the stabling and paddock areas. The Commission has a veterinary office at each racetrack in the State.

The veterinarians are responsible for keeping apprised of any equine health issues that may be occurring in New Jersey and neighboring jurisdictions and report any issues to the executive staff as well as to the racing stewards and judges. The veterinarians also research national trends and standards in equine veterinary practice so that they may be informed of the treatments being used in the private sector.

Testing Procedures

As mentioned previously, Commission veterinarians are responsible for conducting post-race testing. Further, the veterinarians also conduct certain testing prior to the date of the race. Pursuant to the Commission's rules, the veterinarians may conduct out-of-competition testing in order to ascertain the presence of Erythropoietin, Epogen and other blood doping agents.

In addition to the Commission veterinarians, the Commission employs several part-time animal health inspectors who work at the racetracks. After each race, some or all of the horses that competed in the race are sent to the detention barn to undergo post-race testing. The veterinarians and animal health inspectors procure blood and urine samples, respectively. The veterinarian or animal health inspector label and seal the samples they have procured and place the

samples into locked storage. The samples are then shipped to a laboratory, which is under contract with the Commission, to be tested for the presence of drugs and substances foreign to the natural horse. Throughout the year of 2019, Truesdail Laboratories in Irvine, California served as the testing laboratory.

In addition to equine testing, every person that may influence the outcome of a race is regularly tested for the presence of alcohol or drugs. This includes, but is not limited to, jockeys, trainers, drivers, grooms, and the Commission's own stewards and judges.

In the calendar year of 2019, the Commission tested 28,937 equine samples and 231 human samples. Due to the abundance of standardbred racing in New Jersey, the majority of equine samples, or 22,113 samples, were taken from standardbred horses, while 6,824 samples were taken from thoroughbred horses. In total, there have been 44 equine positives from standardbred horses and thoroughbred horses combined. There were also 7 human positives. A complete breakdown of the total testing numbers and the specific drugs found is attached to this report.

Pari-Mutuel Wagering

The Commission is tasked with ensuring the integrity of the sport and the wagers made thereupon. Every wager placed in New Jersey is recorded and checked for accuracy and compliance with the Commission's rules. Commission staff oversees the calculation of financial information from these wagers to ensure proper distribution of funds. Staff also regulates all operational aspects of pari-mutuel wagering, account wagering and exchange wagering to best ensure the integrity of the wagering aspects of the sport. Under the direction of the Supervisor of Pari-mutuels, Commission accountants oversee the operation of the totalisator, a device that computes the incoming wagers on a particular race in real time, calculates the odds on each race and transmits those odds to the racetracks. This sophisticated computer system is housed at the Quantum Data Center East in Mt. Laurel, New Jersey ("Data Center"). The Commission's Supervisor of Pari-mutuels and staff are located at the Data Center in order to maintain a constant presence and to ensure that all of the systems are being operated according to the Commission's rules. Throughout 2019, Sportech Racing, LLC was the entity licensed to operate the Data Center.

The accounting staff is also responsible for calculating the breakdown of bets from each of the many wagering locations and modalities throughout the state and separating the shares of these wagers accordingly. Each type of wager has different statutory and regulatory requirements that determine which parties receive percentages of the total wagering handle. In very broad terms, wagers can be made on two types of races: live races and simulcast races. A wager on a live race must necessarily take place at the racetrack where the race is being held. All bets made on races occurring at racetracks other than where the better is located are considered simulcast wagers and are governed by the Simulcasting Racing Act, N.J.S.A. 5:5-110 et seq. All wagers made at an off-track wagering facility, or via the account wagering system are governed by the Off-Track and Account Wagering Act, N.J.S.A. 5:5-127 et seq. Wagers made via the exchange wagering system are governed by the Exchange Wagering Act, N.J.S.A. 5:5-168 et seq. Revenue is collected from the total handle amounts based upon a statutory scheme created for such purpose.

Live Wagering

Live pari-mutuel wagering can occur at any of the three racetracks on days when races are held. Live bets are taken at teller windows and self-service machines at the tracks and are most commonly redeemed at the tracks as well. Each of the three racetracks employ security personnel to safeguard all areas where money is being transacted or stored. As mentioned earlier, the Commission has staff members present at every racetrack during racing hours.

Simulcast Wagering

Simulcast wagering can occur at any of the three racetracks, six off-track wagering facilities or the Borgata Hotel and Casino. Simulcast wagering can also occur via the internet or telephone by utilizing the account wagering and exchange wagering systems. A New Jersey resident must be physically located within the State in order to have access to the account wagering and exchange wagering systems. Simulcasting conducted at the three racetracks is identified as

either interstate or intrastate simulcasting, depending on the location of the race being wagered upon.

Pari-Mutuel Handles

The Commission oversees the pari-mutuel system and maintains accounting records of every dollar wagered on horse racing in the State. A full statistical analysis of the wagers made at each racetrack, off-track wagering facility and casino simulcast facility, as well as each wager made using the account wagering and exchange wagering systems, are attached to this report.

In 2019, the total live wagering handle was \$39,602,582. This represents a 1.78% increase from the total live wagering handle in 2018, which was \$38,911,044. Monmouth Park's total live handle in 2019 was \$20,958,740 representing a 1.05% increase from Monmouth's Park's 2018 live wagering handle of \$20,740,900. Thoroughbred racing at the Meadowlands' total live handle in 2019 was \$459,588 representing a 1.41% increase from thoroughbred racing at The Meadowlands' 2018 live wagering handle of \$453,207. Harness racing at the Meadowlands' 2019 live wagering handle was \$14,562,497 representing a 5.65% increase from the Meadowlands' 2018 live wagering handle of \$13,783,902. Freehold Raceway's 2019 fall meet live wagering handle was \$1,518,892, representing a 4.00% decrease from Freehold's 2018 fall meet live wagering handle of \$1,582,178. Freehold Raceway's 2019 spring meet live wagering handle was \$1,808,723, representing a 15.49% decrease from Freehold's 2018 spring meet live wagering handle of \$2,140,162. The Far Hills Steeplechase Meet, held on October 19, 2019, generated a live wagering handle of \$294,142, which represented a 39.61% increase from the 2018 handle of \$210,695.

In 2019, the total intrastate simulcasting handle was \$9,649,087, representing a 5.49% increase from the 2018 intrastate wagering handle of \$9,146,867. In 2019, the total interstate simulcasting handle was \$204,582,285, representing an 8.39% decrease from the 2018 interstate wagering handle of \$223,319,649.

In 2019, the total off-track and account wagering handle was \$316,367,110, representing a 6.44% decrease from the 2018 total off-track and account wagering handle of \$338,136,468. Account wagering accounts for \$176,805,925 of the 2019 handle, a decrease of 4.54% from the 2018 account wagering handle of \$185,212,334. Off-track wagering accounts for \$139,561,185 of the 2019 handle, a decrease of 8.74% from the 2018 off-track wagering handle of \$152,924,134. In 2019, Woodbridge remained the off-track wagering facility that generated the largest handle, while Egg Harbor was the facility that generated the lowest handle.

In 2019, the exchange wagering handle was \$9,279,397, representing a 24.99% decrease from the 2018 exchange wagering handle of \$12,371,257.

In 2019, the casino simulcasting handle was \$26,388,710, representing a 15.54% decrease from the 2018 casino simulcasting handle of \$31,244,719.

Regulatory Affairs

Horse racing in New Jersey is a highly regulated activity. The Commission directly regulates the industry through the promulgation and enforcement of rules.

It is the responsibility of the executive staff to monitor and determine how best to regulate each area of the industry. Executive staff meets with the State Stewards, Presiding Judges, the Chief Veterinarian and the Chief Investigator to better understand what rules may need to be amended, created or repealed based on the current needs and trends of the industry. The executive staff is responsible for keeping abreast of the current rulemaking trends in other racing jurisdictions throughout North America in order to help New Jersey remain a leader in the international racing community.

Other than Commission-initiated rule changes, the executive staff also receives petitions for rulemaking from members of the industry or from members of the public. When such a petition for rulemaking is received it is the responsibility of the executive staff to research the request and determine whether the suggested rule should be considered. Additionally, the Legislature may adopt statutes requiring the Commission to promulgate rules.

The rule promulgation process can be lengthy and requires several levels of oversight, publication and approval. Upon a determination that a rule change should occur, executive staff drafts a proposal of the particular new rule(s), repeal(s) or rule amendment(s), a summary of the proposal, and statements explaining the impact of the proposal upon several key areas of State governance. After receiving approval from the Department of Law and Public Safety and the Governor's Office, the rule proposal is brought before the Commission at a public meeting. The commissioners then determine whether to publish the proposal in the New Jersey Register. Once a proposal is published in the Register, there is a 30 or 60 day public comment period. After the public comment period expires, the executive staff takes the necessary steps to adopt the rule, which requires additional approvals from the Department, Governor's Office and Commission.

In 2019, several rule proposals and adoptions were completed and there are several more proposals in process.

N.J.A.C. 13:71-20.25, Pylons, was newly proposed on July 1, 2019 via publication in the New Jersey Register. The pylon rules were proposed to create a standardized distance between racetrack pylons and a penalty structure for those drivers that go out of bounds by crossing the inner demarcation of the pylons.

On December 2, 2019, the Commission proposed several new rules and amendments via publication in the New Jersey Register. Each of the proposed rules and amendments were aimed at improving the health, safety and welfare of the human and equine horse racing participants.

Proposed N.J.A.C. 13:70-11.12, 11.12A, and 11.12B would prohibit the use of the riding crop in thoroughbred racing except when necessary to protect the safety of the horse and rider.

The proposed rules also specify the dimensions of the permissible riding crop that may be carried by the jockeys as well as penalties for violating the new rule.

Proposed N.J.A.C. 13:71-20.14 and 20.15 would fundamentally alter the way in which a driver may use a whip to encourage a horse to run in harness racing. The amendments would prohibit one-handed whipping as well as requiring the driver to use wrist action only when moving the whip.

Proposed N.J.A.C. 13:70-1.43 and N.J.A.C. 13:71-1.38 would grant authority to the Executive Director to cancel or postpone racing due to the presence of hazardous conditions, such as extreme heat, determined to pose a threat to the health, safety and welfare of the racing participants.

Proposed N.J.A.C. 13:70-14.16 and N.J.A.C. 13:71-20.24 would require additional information upon the death of a racehorse resulting from a racing or training incident. The proposed amendments would require the administration of a necropsy upon the remains of any horse that dies while racing or training and would also require the submission of the deceased horse's veterinary records for the 30 days preceding the horse's death.

The Commission also adopted several rules in 2019 via publication in the New Jersey Register.

N.J.A.C. 13:74-1.3, -2.1, -2.2, -2.3 and -6.11 were adopted on December 2, 2019. These amendments were necessary technical and grammatical changes that resulted from the substantive changes simultaneously proposed and adopted elsewhere in the chapter.

Existing N.J.A.C. 13:74-2.4, -2.5, -2.6, -2.7 and -2.8 were repealed and N.J.A.C. 13:74-2.4, -2.5 and -2.6 were adopted to replace the repealed sections on December 2, 2019 via publication in the New Jersey Register. These sections comprise the progress benchmarks with which permit holders must comply in order to maintain their respective shares of off-track wagering facilities.

N.J.A.C. 13:74D, applicable to sports wagering at the racetracks, which was specially adopted pursuant to statute, was re-adopted with amendments on April 1, 2019 via publication in the New Jersey Register. This chapter governs the Commission's process for issuing sport wagering licenses to existing racetrack permit holders and to certain former racetracks.

Investigative Staff

The Commission employs a staff of investigators to monitor the activities at the racetracks, off-track wagering facilities, the casino simulcast facility, farms, training facilities, and the Data Center.

Commission investigators are responsible for maintaining a presence at all areas over which the Commission has jurisdiction. Investigators regularly appear at licensed farms and training facilities to ensure that the licensees present are complying with the Commission's rules. Further, the Commission investigates incidents involving racehorses. Investigators are responsible for producing reports of any incident or rule violation discovered in the course of his or her duties. The investigative staff has the authority to access any area subject to the Commission's jurisdiction.

Violations

In 2019, there were 328 documented violations of the Commission's rules. For a full listing of the violations, please visit <http://www.nj.gov/oag/racing/njrcrulings.html> and enter the appropriate date range. When found in violation of the Commission's rules, the violators have the right to appeal. When an appeal is made, the Commission transmits the matter to the Office of Administrative Law ("OAL") for a hearing. The Commission currently has a number of matters pending before the OAL.

Sports Wagering

Following the favorable resolution in Governor Chris J. Christie, et al. v. NCAA, et al., 138 S. Ct. 1461, the Legislature authorized the licensure of sports wagering facilities in the State. The Commission is the body responsible for issuing the initial sports wagering license to the existing racetracks and former racetracks as defined by the statute. As of December 31, 2019, each of the three existing racetracks has been granted a license pursuant to a waiver to operate a sports wagering facility on racetrack grounds. The permit holders at the Meadowlands and Monmouth Park are currently operating sports wagering facilities. The permit holders at Monmouth Park and the Meadowlands were granted licenses to operate live and online sports wagering.

New Jersey Horse Racing Injury Compensation Board

The New Jersey Horse Racing Injury Compensation Board is in, but not of, the Department of Law and Public Safety. The Board has no staff of its own and Commission staff is responsible for maintenance of the Board's files and promulgation of the Board's rules. Additionally, the Executive Director of the Commission currently serves as the Commission's representative on the Board.

Regulated Entities

The entities whose actions are regulated by the Commission include, but are not limited to, the permit holders that operate the racetracks and conduct race meetings, the off-track wagering licensees that operate the off-wagering facilities, the licensees that operate the New Jersey account wagering and exchange wagering systems, and the casino simulcast licensee that operates the casino simulcast facility at the Borgata.

Permit Holders

The Commission is responsible for granting permits to allow persons or entities to conduct thoroughbred and standardbred racing in the State of New Jersey. Pursuant to N.J.S.A. 5:5-44, each permit must be renewed annually. Each entity that held a permit to conduct race meetings in 2019 submitted an application for a renewal of their respective permits for 2020. The New Jersey Thoroughbred Horsemen's Association ("NJTHA") submitted three applications to conduct race meetings. These included one application each for thoroughbred race meetings to be conducted at Monmouth Park and the Meadowlands. The third application requested a special permit for conducting a one-day steeplechase meeting in Far Hills, NJ. FR Park Racing, LP submitted two applications to conduct harness race meetings, both of which will take place at Freehold Raceway. New Meadowlands Racetrack, LLC submitted one application to conduct a harness race meeting at the Meadowlands. The Commission granted the renewal of all of the requested permits at its November 20, 2019 public meeting.

Off-Track Wagering Licensees

As of December 31, 2019, there are six operating off-track wagering facilities in New Jersey and it is the Commission's responsibility to license these facilities and the operators thereof. The operators of each of the off-track wagering facilities applied for a renewal of their respective licenses for 2020. At its November 20, 2019 public meeting the Commission voted to grant each of these licensees a renewal of their respective off-track wagering licenses.

Casino Simulcasting

The only casino licensed to conduct simulcasting of horse races is the Borgata Hotel Casino and Spa. The Commission renewed this license for 2020 at its November 20, 2019 public meeting and continues to jointly regulate wagering at the facility with the Division of Gaming Enforcement.

Account Wagering

The account wagering license is held by the New Jersey Sports and Exposition Authority. Darby Development, LLC manages the account wagering system and TVG provides the platform services necessary for operation. All three entities had their licenses renewed for 2020 at the Commission's November 20, 2019 public meeting.

Exchange Wagering

The exchange wagering license is held by the New Jersey Sports and Exposition Authority. Darby Development, LLC manages the exchange wagering system and Betfair US, LLC is the exchange services agent. All three entities had their licenses renewed for 2020 at the Commission's November 20, 2019 public meeting.

Totalisator

The totalisator for New Jersey horse racing wagers is operated by Sportech Racing, Inc. and is housed at Sportech's Quantum Data Center East, located in Mt. Laurel, New Jersey. Sportech Racing, Inc. had its license renewed for 2020 at the Commission's November 20, 2019 meeting.

Race Dates

The Commission is empowered to allocate race dates for the ensuing year to each of the permit holders. When allocating race dates, the Commission is directed by statute to consider the public interest, which consists of factors such as the protection of State revenues, providing for the continuity of racing and year-round racing to promote the racing industry and the employment the industry provides in the State, the recreational opportunity the presence of live horse racing provides members of the public in the areas where racetracks are located, and the maintenance of the State's competitive position in relation to neighboring racing jurisdictions.

The Commission must also consider N.J.S.A. 5:5-156(a), which requires that the thoroughbred permit holder at the Meadowlands and the permit holder at Monmouth Park shall, in the aggregate, schedule not fewer than 141 thoroughbred race dates in a calendar year. The statute also requires that the standardbred permit holder at the Meadowlands shall schedule no fewer than 151 standardbred race dates at the Meadowlands and that the permit holders at Freehold Raceway schedule no fewer than 192 standardbred race dates.

The statute provides the ability for each permit holder to schedule fewer dates if each permit holder is able to obtain written consent to do so from the relevant industry's horsemen's association. N.J.S.A. 5:5-156(a) allows the permit holder at Monmouth Park and the thoroughbred permit holder at the Meadowlands to schedule a minimum of 50 thoroughbred race dates in the aggregate if the permit holder receives written consent from the NJTHA. N.J.S.A. 5:5-156(b) allows the permit holder at the Meadowlands to schedule a minimum of 75 standardbred race dates if the permit holder receives written consent from the Standardbred Breeders' and Owners' Association of New Jersey ("SBOA"). Likewise, N.J.S.A. 5:5-156(c) allows the permit holders at Freehold Raceway to schedule a minimum of 75 standardbred race dates, in the aggregate, at Freehold Raceway if the permit holders receive written consent from the SBOA. In the year 2019, there was racing in the State of New Jersey at all three racetracks.

Thoroughbred Horsemen's Association

The NJTHA conducted 60 days of racing at Monmouth Park between May 4 and October 27. The race dates included every Saturday and Sunday during this timeframe, and all Fridays from June 14 to August 23. Monmouth Park also offered live racing on Monday, May 27, Thursday, July 4 and Monday, September 2. Live racing was cancelled on July 21, 2019 due to the presence of extreme heat.

The NJTHA raced seven days at the Meadowlands, which consisted of the Fridays and Saturdays between October 4 and October 26. However, live racing was not offered on Saturday, October 19. The NJTHA also conducted a one-day steeplechase meet at Moorland Farm in Far Hills, NJ on October 19, 2019.

New Meadowlands Racetrack, LLC

New Meadowlands Racetrack, LLC conducted 90 days of racing at the Meadowlands between January 4 and December 28. During the time period between January 4 and August 3, New Meadowlands Racetrack, LLC conducted races on Fridays and Saturdays. During the time period between October 11 and December 28, New Meadowlands Racetrack, LLC conducted races on Fridays and Saturdays for the months of October and November. It conducted races on Thursdays, Fridays and Saturdays in the month of December.

FR Park Racing, LP

FR Park Racing, LP, conducted races over the course of two meets at Freehold Raceway in 2019, the first occurred between January 4 and May 18, and the second occurred between August 30 and December 28. The first meet consisted of 40 racing days, which were raced on Fridays and Saturdays. The second meet consisted of 36 racing days, and was comprised of the Fridays and Saturdays during that timeframe.

Far Hills Special Steeplechase Meet

In 2019, legal parimutuel wagering took place on the special steeplechase meet held at Moorland Farm in Far Hills, New Jersey on October 19, 2019. The 2019 Far Hills Steeplechase Meet was held pursuant to N.J.S.A. 5:5-38.2, which authorized the Commission to issue a special steeplechase permit to the New Jersey Thoroughbred Horsemen's Association. The issuance of the special steeplechase permit authorized legal parimutuel wagering to be conducted onsite in Far Hills. The permit also authorized the simulcasting of the steeplechase races to racetracks and other sites within and outside of New Jersey where parimutuel wagering also took place. The special steeplechase permit caused the race meet to fall, for the first time, within the regulatory authority of the Commission which licensed the race participants, conducted drug testing, and provided officials, veterinarians, investigators and other staff.

2020 Race Dates

The Commission at its November 20, 2019 public meeting allotted the following race dates to each permit holder for the year 2020.

The NJTHA was allotted 56 race dates at Monmouth Park, 19 race dates at the Meadowlands and 1 race date at Moorland Farm. A calendar of the proposed race dates is attached.

New Meadowlands Racetrack, LLC was allotted 90 race dates at the Meadowlands. A calendar of the proposed race dates is attached. New Meadowlands Racetrack, LLC indicated that it may need to seek modification of the 90-day calendar at some point because it is unsure of the thoroughbred permit holder's plans for 2020.

FR Park Racing, LP plans to race two meets at Freehold Raceway and was allotted 49 race dates for the first meet and 36 race dates for the second meet. A calendar of the proposed race dates is attached.

Horsemen's Consent

The NJTHA has received written consent from the respective horsemen's association, which is the NJTHA, to run fewer than the minimum dates required pursuant to N.J.S.A. 5:5-156.

The SBOA has given written consent to both FR Park Racing, LP and New Meadowlands Racetrack, LLC to allow each permit holder to run fewer than the minimum dates required pursuant to N.J.S.A. 5:5-156.

Contact Information

Racetracks

Each of the operating racetracks in New Jersey, along with their addresses and important contact information, is listed below.

Freehold Raceway

130 Park Avenue
Freehold, NJ 07728
(732) 462-3800
www.freeholdraceway.com

Freehold Raceway is owned by Pennwood Racing, Inc. and operated by FR Park Racing, LP.

The Meadowlands

1 Racetrack Drive
East Rutherford, NJ 07073
(201) 843-2446
www.thebigm.com

The Meadowlands is operated by New Meadowlands Racetrack, LLC.

Monmouth Park

175 Oceanport Avenue
Oceanport, NJ 07757
(732) 222-5100
www.monmouthpark.com

Monmouth Park is operated by Darby Development, LLC.

Off-Track Wagering Facilities

Each of the operating off-track wagering facilities in New Jersey, along with their addresses and important contact information, is listed below.

Favorites at Toms River

1071 Highway 37 West
Toms River, NJ 08755
(732) 240-1210

Freehold Raceway Off-Track, LLC is the license holder for Favorites at Toms River.

Favorites at Woodbridge

3 Lafayette Rd.
Fords, NJ 08863
(732) 512-5000

The New Jersey Thoroughbred Horsemen’s Association is the license holder for Favorites at Woodbridge.

Winners Bayonne

400 Route 440 North
Bayonne, NJ 07002
(201) 437-5780

New Meadowlands Racetrack, LLC is the license holder for Winners Bayonne.

Favorites at Gloucester Township

1300 Blackwood-Clementon Rd.
Clementon, NJ 08021
(856) 441-4253

Freehold Raceway Off-Track, LLC is the license holder for Favorites at Gloucester Township.

Favorites at Hillsborough

150 Route 206
Hillsborough, NJ 08844
(908) 722-1415

The New Jersey Thoroughbred Horsemen’s Association is the license holder for Favorites at Hillsborough.

Favorites at Egg Harbor

Chickie & Pete’s
6055 Black Horse Pike
Egg Harbor Township, NJ 08234
(609) 804-6240

ACRA Turf Club, LLC is the license holder for Favorites at Egg Harbor Township.

Casino Simulcast Facility

Below is the contact information of the Borgata, which houses the State’s only casino simulcast facility.

Borgata Hotel Casino and Spa

One Borgata Way
Atlantic City, NJ 08401
(866) 692-6742
www.theborgata.com

Horsemen's Associations

Each of the active horsemen's associations in New Jersey, along with their addresses and important contact information, is listed below.

New Jersey Thoroughbred Horsemen's Association, Inc.

175 Oceanport Ave.
Oceanport, NJ 07757
(732) 222-8081
(732) 229-4326 (fax)

John Forbes, President
Michael Musto, Executive Director

Thoroughbred Breeders' Association of New Jersey

265 Highway 36, Suite 1R
Long Branch, NJ 07764
(732) 542-8880
(732) 542-8881 (fax)

Mildred Fleming, President
Michael Campbell, Executive Director

Standardbred Breeders and Owners Association of New Jersey

64 Business Route 33
Manalapan, NJ 07726
(732) 462-2357
(732) 409-0741 (fax)

Mark Ford, President
Al Ochsner, Executive Administrator

Account Wagering

4NJBets

175 Oceanport Ave.
Oceanport, NJ 07757
(888) 752-9884
www.4njbets.com

The New Jersey Sports and Exposition Authority is the license holder for the account wagering system. The account wagering system is managed by Darby Development, LLC.

Exchange Wagering

Betfair US LLC

6701 Center Drive West
Los Angeles, CA 90045
(310) 232-9400

The New Jersey Sports and Exposition Authority is the license holder for the exchange wagering system. The exchange wagering system is managed by Darby Development, LLC.

New Jersey Equine Drug Testing Program

2019 Standardbred

Freehold Raceway:

Urine sample tests conducted: 1,420

Blood sample tests conducted: 8,212

Meadowlands Racetrack:

Urine sample tests conducted: 1,937

Blood sample tests conducted: 10,544

Positives tests: (32)	Benzoyllecgonine	(1)	Caffeine	(1)
	Dexamethasone	(2)	Dextrophan	(1)
	Flunixin	(3)	Furosemide	(1)
	Glaucine	(6)	Isoflupredone	(1)
	Methocarbamol	(1)	Phenylbutazone	(6)
	Propantheline	(6)		
	Theophylline	(1)	Trimethoprim	(1)
	Stacking:		Phenylbutazone and Flunixin	(1)

Total Standardbred Sample Tests Conducted: 22,113 (blood/urine)

2019 Thoroughbred

Monmouth Park/Meadowlands Racetrack:

Urine sample tests conducted: 1,185

Blood sample tests conducted: 5,639

Positive tests: (13)	Benzoyllecgonine	(1)	Clenbuterol	(1)
	Dexamethasone	(2)	Dextrophan	(1)
	Methocarbamol	(4)	Phenylbutazone	(3)
	Stacking:		Phenylbutazone and Flunixin	(1)

Total Thoroughbred Sample Tests Conducted: 6,824 (blood/urine)

Out-of-Competition Testing for EPO

Blood sample tests conducted: 84

(Freehold: 8 tests/Meadowlands: 30 tests)

(Monmouth Park: 46 tests)

Positive Tests: None reported

(The total is included in Standardbred/thoroughbred samples reported.)

Blood Gas TCO2

Blood sample tests conducted: 3,439

Positive Tests: None reported

(The total is included in Standardbred/thoroughbred samples reported.)

Total Results for 2019

28,937 sample tests conducted

(Standardbred tests: 22,113)

(Thoroughbred tests: 6,824)

45 positives

Total Results for 2018

25,431 sample tests conducted

(Standardbred tests: 20,217)

(Thoroughbred tests: 5,214)

34 positives

NEW JERSEY LIVE AND SIMULCASTING MEETS
GROSS HANDLE SUMMARY
2019

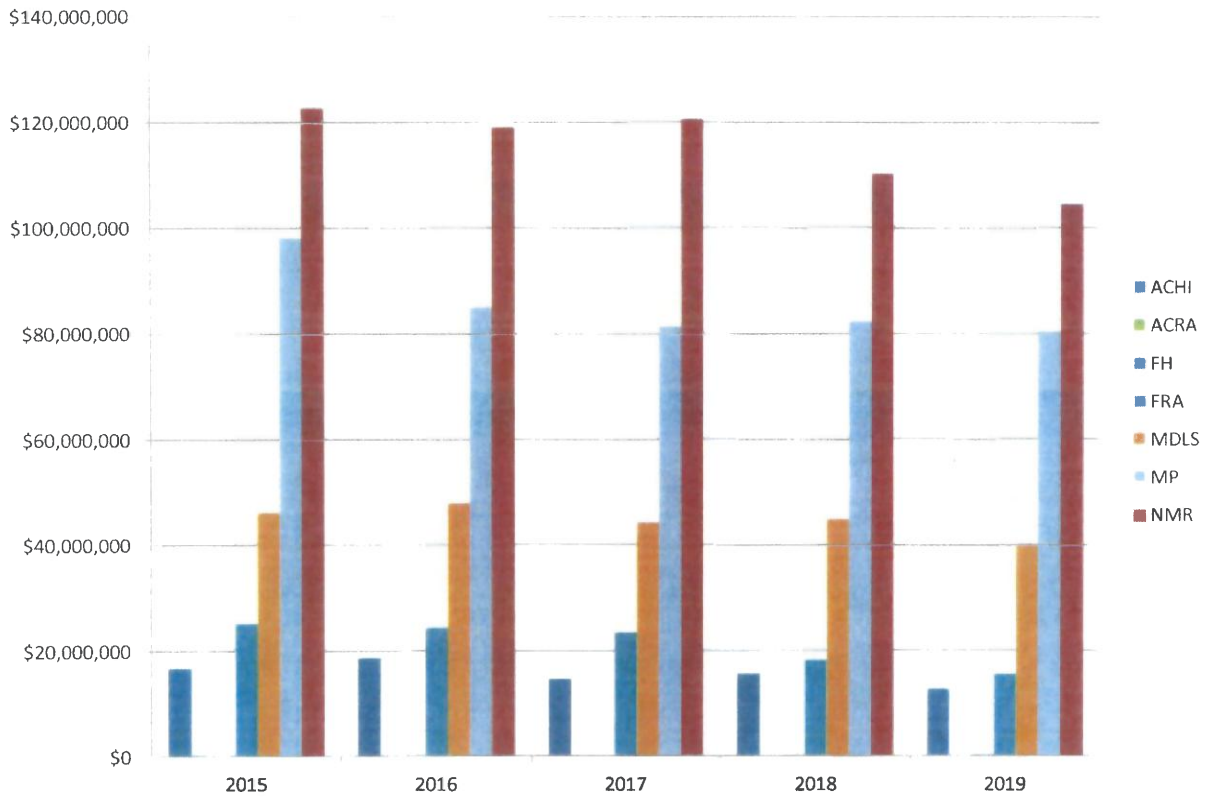
NJ TRACK	Actual Live Race		GROSS HANDLE	OUT-OF-STATE GENERATED	N J HANDLE	ON-TRACK LIVE	TO NJ TRACKS	TO ACHI	TO FRA	TO NMR	TO MDLS	TO MP
	DAYS	RUN										
<u>THOROUGHBRED</u>												
FH	1	7	\$419,656	\$114,165	305,490	\$294,142	\$11,348		\$1,646		\$4,420	\$5,282
MDLS	7	42	7,817,208	7,189,795	627,413	459,588	167,825		43,114			124,711
MP	60	664	195,762,598	172,030,284	23,732,313	20,958,740	2,773,573	65,180	528,842	1,422,301	757,250	
SUB-TOTAL (T)	68	713	203,999,461	179,334,245	24,665,216	21,712,470	2,952,746	65,180	573,602	1,422,301	761,670	129,993
<u>STANDARD BRED</u>												
ACHI	40	450	15,746,107	13,121,004	2,625,103	1,808,723	816,380			601,943		214,436
FRA	36	402	12,216,970	10,040,313	2,176,657	1,518,892	657,765			77,956	382,884	196,925
NMR	90	1,175	220,037,447	200,252,754	19,784,693	14,562,497	5,222,196	636,973	666,736		2,989,807	928,681
SUB-TOTAL (S)	166	2,027	248,000,524	223,414,072	24,586,452	17,890,112	6,696,341	636,973	666,736	679,899	3,372,691	1,340,042
TOTAL LIVE	234	2,740	451,999,985	402,748,317	49,251,668	39,602,582	9,649,087	702,152	1,240,337	2,102,201	4,134,361	1,470,035
<u>OUT-OF-STATE SIGNAL RECEIVED</u>												
ACHI TOTAL			10,121,647		10,121,647							
FRA TOTAL			13,399,286		13,399,286							
MDLS TOTAL			39,587,847		39,587,847							
MP TOTAL			56,725,458		56,725,458							
NMR TOTAL			84,748,046		84,748,046							
TOTAL SIGNAL REC'D			204,582,285		204,582,285							
TOTAL	234	2,740	\$656,582,270	\$402,748,317	\$253,833,953	\$39,602,582	\$9,649,087	\$702,152	\$1,240,337	\$2,102,201	\$4,134,361	\$1,470,035

NEW JERSEY LIVE AND SIMULCASTING MEETS
 COMMISSION DISTRIBUTION SUMMARY
 2019

NJ TRACK	RACE DAYS	NJ-GROSS HANDLE	POSITIVE BREAKAGE	TRACK SETTLEMENT	STATE PAYOUT	TOTAL SETTLE	COMMISSION	TRACK SHARE	PURSE SHARE	CHARITY	SIRE STAKES (HARNESS)	BREED/DEVLP (HARNESS)	BREED/STALL (HARNESS)	T. B. A. (T-BRED)	BACKSTRETCH BENEVOLENCE	S.B.O.A. BENEFIT
<u>THOROUGHBRED LIVE</u>																
FH	1	\$305,490	\$2,581	\$24,099	\$222,442		\$56,368	\$40,663	\$14,943			\$153		\$579	\$31	
MDLS	7	627,413	2,356	27,194	473,140		124,722	87,779	32,716	2,283		314		1,614	17	
MP	60	23,732,313	136,947	1,206,803	17,820,199		4,568,364	3,265,573	1,218,216	15,539		11,866		55,107	2,062	
SUB-TOTAL (T)	68	24,665,216	141,885	1,258,097	18,515,781	0	4,749,454	3,394,015	1,265,874	17,822	0	12,333	0	57,299	2,110	0
<u>STANDARD BRED LIVE</u>																
ACHI	40	2,625,103	12,991	68,451	1,992,287		551,374	259,845	267,127	2,143	17,043	906	1,509		220	2,581
FRA	36	2,176,657	9,196	26,214	1,686,810		454,437	214,303	220,231	1,309	14,150	751	1,252		191	2,250
NMR	90	19,784,693	94,968	1,192,845	14,628,132		3,868,747	2,451,612	1,266,604	10,762	100,471	5,935	10,882		1,763	20,718
SUB-TOTAL (S)	166	24,586,452	117,155	1,287,510	18,307,229	0	4,874,558	2,925,760	1,753,962	14,214	131,665	7,592	13,643	0	2,174	25,548
TOTAL LIVE	234	49,251,668	259,040	2,545,606	36,823,010	0	9,624,012	6,319,775	3,019,836	32,036	131,665	19,925	13,643	57,299	4,284	25,548
<u>OOS THOROUGHBRED SIGNAL</u>																
MDLS		39,587,847	113,192	2,010,579	29,250,877	10	8,213,189	5,974,269	2,017,228			11,876		205,857	3,959	
MP		56,725,458	220,178	2,345,043	42,793,255	43	11,366,939	8,227,859	2,821,416			17,018		294,973	5,673	
SUB-TOTAL (T)		96,313,305	333,370	4,355,622	72,044,132	53	19,580,128	14,202,128	4,838,644	0	0	28,894	0	500,830	9,632	0
<u>OOS STANDARD BRED SIGNAL</u>																
ACHI		10,121,647	37,091	473,277	7,486,527		2,124,752	1,577,112	498,370		30,720	3,037	2,609		1,012	11,893
FRA		13,399,286	48,293	557,523	9,993,402		2,800,068	2,147,001	587,842		40,668	4,020	3,453		1,340	15,744
NMR		84,748,046	307,714	4,682,959	62,137,032	1,197	17,619,145	12,522,280	4,708,355		231,005	25,424	24,027		8,475	99,579
SUB-TOTAL (S)		108,268,980	393,098	5,713,759	79,616,962	1,197	22,543,964	16,246,394	5,794,567	0	302,392	32,481	30,089	0	10,826	127,216
TOTAL OUT-OF-STATE SIGNAL		204,582,285	726,468	10,069,381	151,661,094	1,250	42,124,092	30,448,522	10,633,211	0	302,392	61,375	30,089	500,830	20,458	127,216
TOTAL 2019 SIGNAL	234	\$253,833,953	\$985,508	\$12,614,987	\$188,484,104	\$1,250	\$51,748,104	\$36,768,297	\$13,653,047	\$32,036	\$434,057	\$81,300	\$43,731	\$558,129	\$24,743	\$152,764

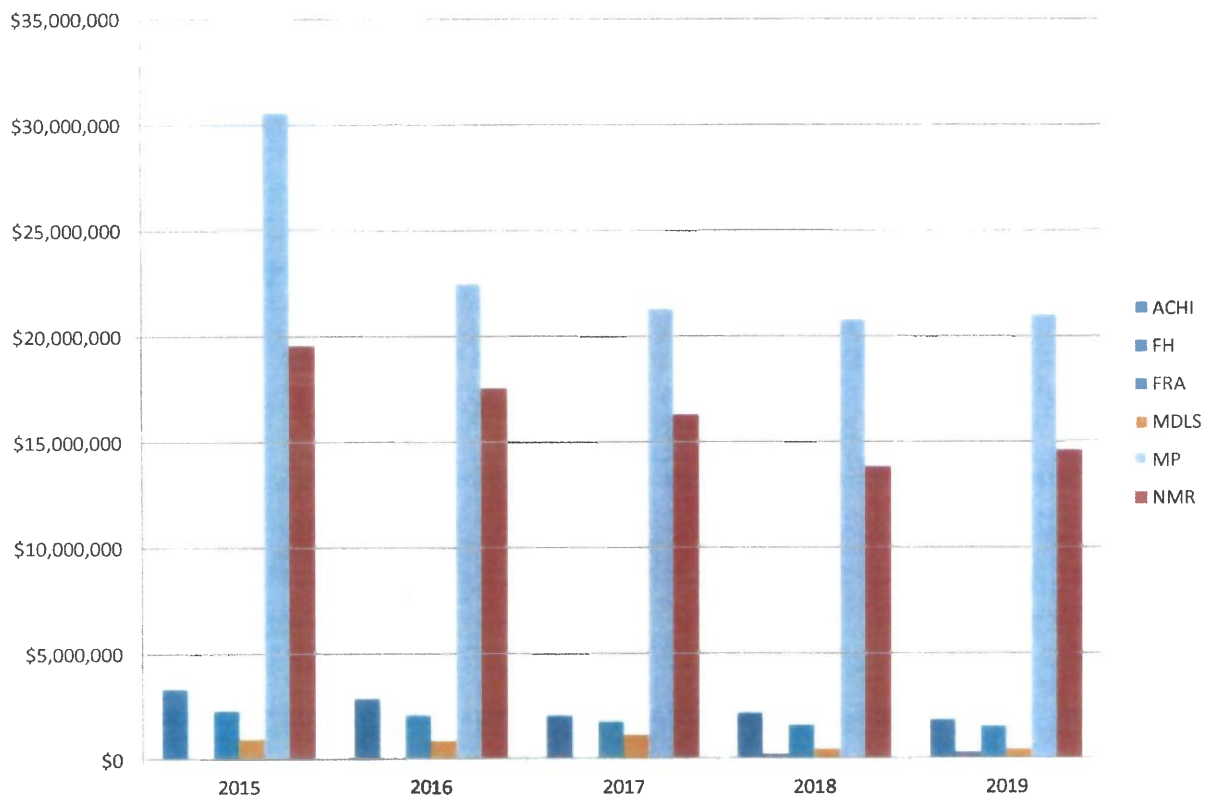
**NEW JERSEY TRACK GROSS HANDLE
5-YEAR COMPARISON**

	2015	2016	2017	2018	2019
Atlantic City Harness Inc.	\$16,733,560	\$18,632,451	\$14,647,603	\$15,623,351	\$12,746,750
Atlantic City Race Course	263,138				
Far Hills				224,511	305,490
Freehold Raceway	25,074,295	24,356,369	23,393,063	18,249,918	15,575,943
Meadowlands	46,126,486	47,897,715	44,299,407	44,889,545	40,215,260
Monmouth Park	98,021,163	84,928,394	81,322,152	82,165,976	80,457,771
New Meadowlands	122,691,152	119,104,631	120,640,709	110,224,260	104,532,739
Total	\$308,909,793	\$294,919,560	\$284,302,933	\$271,377,560	\$253,833,953



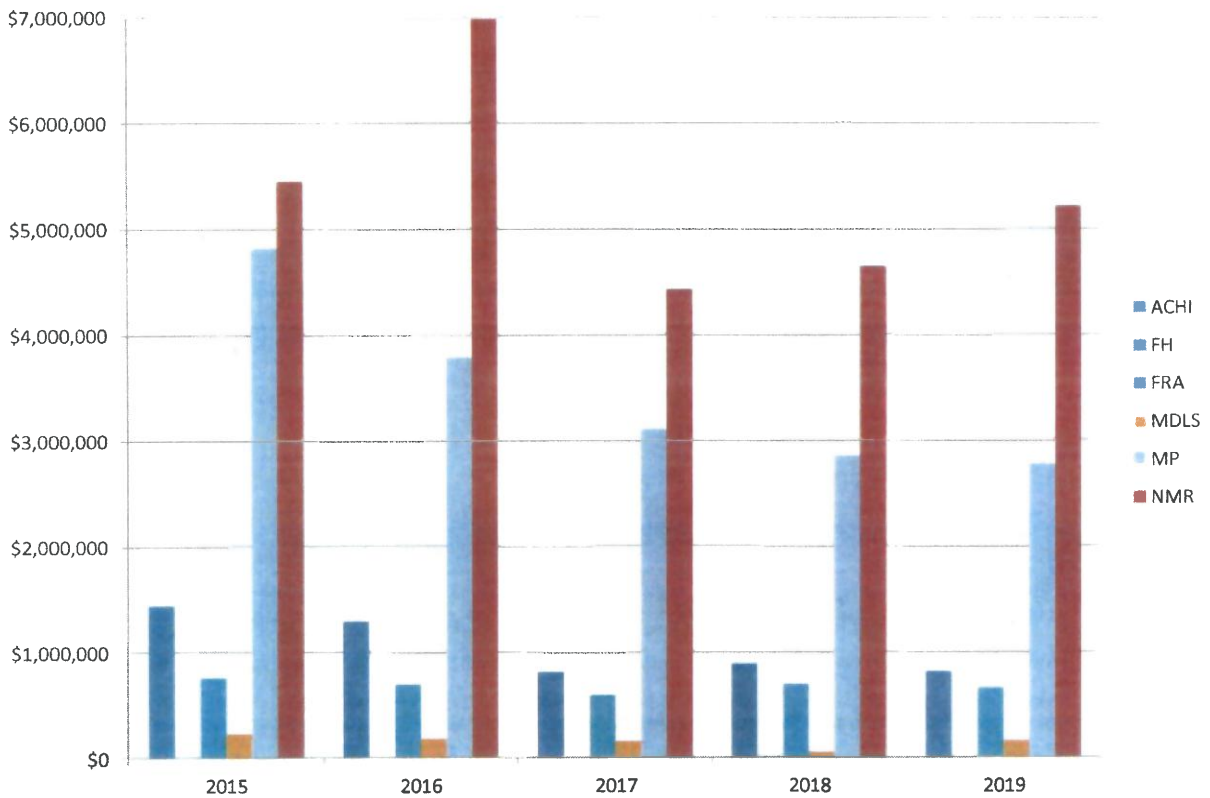
**NEW JERSEY ON-TRACK LIVE HANDLE
5-YEAR COMPARISON**

	2015	2016	2017	2018	2019
Atlantic City Harness Inc.	\$3,286,575	\$2,846,093	\$2,025,536	\$2,140,162	\$1,808,723
Far Hills				210,695	294,142
Freehold Raceway	2,293,815	2,048,037	1,739,866	1,582,178	1,518,892
Meadowlands	950,110	867,951	1,123,680	453,207	459,588
Monmouth Park	30,555,623	22,431,647	21,224,141	20,740,900	20,958,740
New Meadowlands	19,531,794	17,526,262	16,241,888	13,783,902	14,562,496
Total	\$56,617,916	\$45,719,989	\$42,355,111	\$38,911,044	\$39,602,581



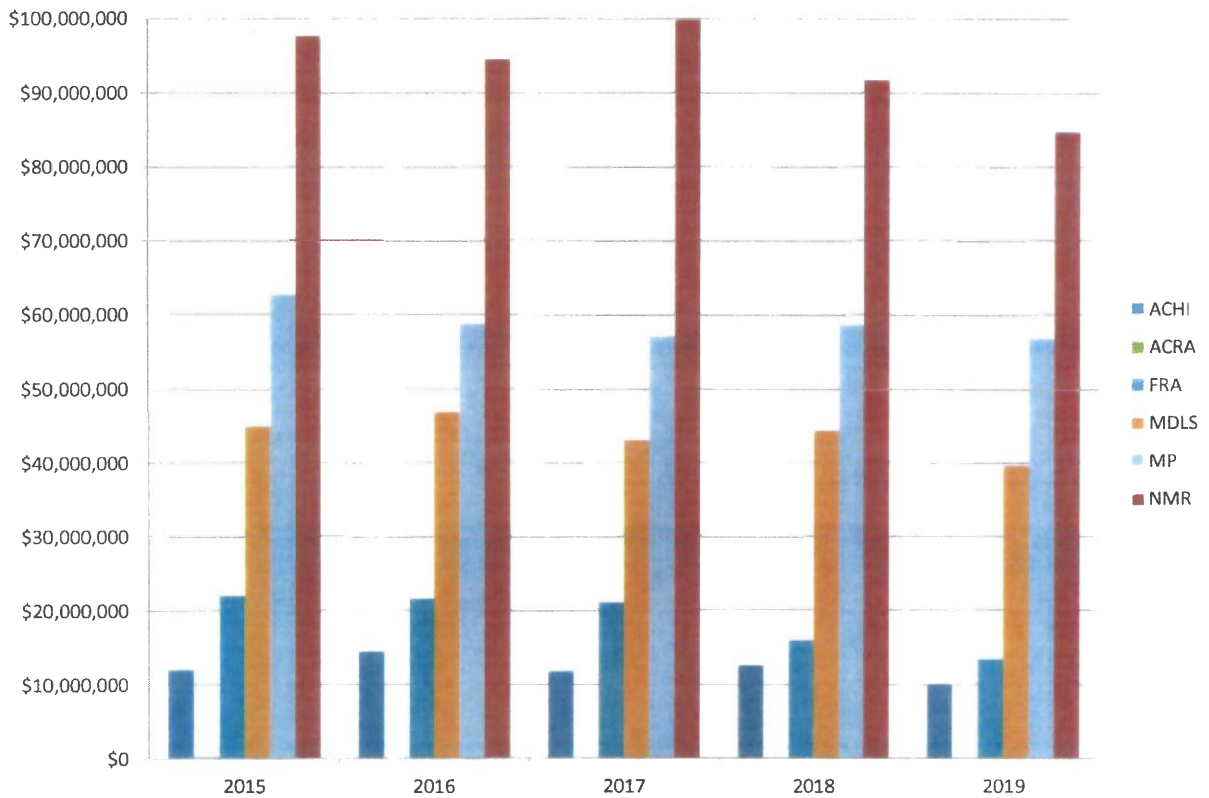
**NJ TRACK INTRASTATE SIMULCASTING HANDLE
5-YEAR COMPARISON**

	2015	2016	2017	2018	2019
Atlantic City Harness Inc.	\$1,444,327	\$1,294,202	\$811,710	\$887,228	\$816,380
Far Hills				13,815	11,348
Freehold Raceway	760,684	695,387	595,116	692,471	657,765
Meadowlands	235,756	185,143	160,643	59,658	167,825
Monmouth Park	4,816,922	3,781,784	3,098,482	2,846,006	2,773,573
New Meadowlands	5,451,480	6,985,747	4,429,541	4,647,688	5,222,196
Total	\$12,709,169	\$12,942,264	\$9,095,493	\$9,146,867	\$9,649,087



**NJ TRACK INTERSTATE SIMULCASTING HANDLE
5-YEAR COMPARISON**

	2015	2016	2017	2018	2019
Atlantic City Harness Inc.	\$12,002,658	\$14,492,156	\$11,810,357	\$12,595,960	\$10,121,647
Atlantic City Race Course	263,138				
Freehold Raceway	22,019,796	21,612,945	21,058,081	15,975,269	13,399,286
Meadowlands	44,940,620	46,844,621	43,015,084	44,376,680	39,587,847
Monmouth Park	62,648,618	58,714,963	56,999,528	58,579,070	56,725,458
New Meadowlands	97,707,878	94,592,622	99,969,279	91,792,670	84,748,046
Total	\$239,582,708	\$236,257,307	\$232,852,330	\$223,319,649	\$204,582,285



**NEW JERSEY RACING COMMISSION
2019 CHARITY DAY REVENUE**

<i>Track/Date</i>	<i>Developmentally Disabled</i>	<i>Horse Park & Retired Horses</i>	<i>Backstrech Benevolence</i>	<i>Total</i>
Atlantic City Harness Inc.				
23-Feb-19		\$403		\$403
23-Mar-19	\$416			\$416
6-Apr-19	\$392			\$392
27-Apr-19	\$462			\$462
4-May-19			\$470	\$470
ACHI Total	<u>\$1,270</u>	<u>\$403</u>	<u>\$470</u>	<u>\$2,143</u>
Freehold Raceway				
31-Aug-19	\$333			\$333
1-Nov-19		\$240		\$240
2-Nov-19			\$377	\$377
23-Nov-19	\$359			\$359
FRA Total	<u>\$693</u>	<u>\$240</u>	<u>\$377</u>	<u>\$1,309</u>
Meadowlands				
4-Oct-19	\$408			\$408
5-Oct-19	\$522			\$522
11-Oct-19			\$482	\$482
12-Oct-19		\$460		\$460
18-Oct-19	\$410			\$410
MDLS Total	<u>\$1,340</u>	<u>\$460</u>	<u>\$482</u>	<u>\$2,283</u>
Monmouth Park				
18-May-19	\$2,391			\$2,391
25-May-19	\$3,759			\$3,759
8-Jun-19		\$3,015		\$3,015
20-Jul-19			\$3,495	\$3,495
3-Aug-19	\$2,880			\$2,880
MP Total	<u>\$9,029</u>	<u>\$3,015</u>	<u>\$3,495</u>	<u>\$15,539</u>
New Meadowlands				
4-May-19		\$1,497		\$1,497
18-May-19	\$1,277			\$1,277
8-Jun-19	\$1,286			\$1,286
3-Aug-19	\$5,490			\$5,490
2-Nov-19			\$1,212	\$1,212
NMR Total	<u>\$8,053</u>	<u>\$1,497</u>	<u>\$1,212</u>	<u>\$10,762</u>
Charity Revenue Total	<u><u>\$20,386</u></u>	<u><u>\$5,614</u></u>	<u><u>\$6,037</u></u>	<u><u>\$32,036</u></u>

NEW JERSEY RACING COMMISSION
ACCOUNT WAGERING
IN & OUT OF STATE
2019

	Internet	Phone	Mobile	EHT	Woodbridge	Toms River	Bayonne	Gloucester	Hillsborough	Total
MDLS for thoroughbred overnight purses & programs to aid the thoroughbred horsemen	\$66,099	\$2,807	\$65,166	\$9,078	\$38,542	\$19,297	\$29,577	\$13,081	\$8,047	\$251,683
MP for thoroughbred overnight purses & programs to aid the thoroughbred horsemen	2,841,180	120,641	2,800,664	390,210	1,656,664	829,447	1,271,324	562,266	345,880	10,818,277
NMR for standardbred overnight purses & programs to aid the standardbred horsemen	1,114,598	47,328	1,098,703		649,911	325,393	498,741	220,578	135,689	4,090,940
FRA for standardbred overnight purses & programs to aid the standardbred horsemen	450,860	19,144	444,431		262,892	131,623	201,743	89,225	54,887	1,654,805
Standardbred Breeders & Owners Association for Standardbred Health & Welfare	13,613	578	13,419		7,937	3,974	6,091	2,694	1,657	49,963
Thoroughbred Breeders and Stallions	237,638	10,091	234,250	32,638	138,565	69,376	106,334	47,028	28,930	904,849
Thoroughbred Backstretch Benevolency	7,584	322	7,476	1,042	4,422	2,214	3,394	1,501	923	28,878
Thoroughbred Breeding and Development	7,584	322	7,476	1,042	4,422	2,214	3,394	1,501	923	28,878
Sire Stakes	102,095	4,335	100,639		59,531	29,805	45,684	20,205	12,429	374,723
Standardbred Breeders and Stallions	10,890	462	10,735		6,350	3,179	4,873	2,155	1,326	39,970
Standardbred Backstretch Benevolency	4,764	202	4,697		2,778	1,391	2,132	943	580	17,487
Standardbred Breeding and Development	4,764	202	4,696		2,778	1,391	2,132	943	580	17,487
<i>Total New Jersey Racing Industry Special Fund</i>	<u>4,861,671</u>	<u>206,435</u>	<u>4,792,342</u>	<u>434,009</u>	<u>2,834,791</u>	<u>1,419,304</u>	<u>2,175,419</u>	<u>962,119</u>	<u>591,850</u>	<u>18,277,940</u>
Purse Share:										
Thoroughbred	156,290	7,539	186,551	9,580	67,093	49,515	52,722	19,524	17,375	566,187
Standardbred	286,910	7,890	263,401	11,627	166,687	85,273	73,395	40,825	44,148	980,154
Breeder & Development:										
Thoroughbred	521	25	622	32	224	165	176	65	58	1,887
Standardbred	917	25	842	37	533	273	235	131	141	3,133
Sire Stakes Programs	15,633	433	14,346	638	9,151	4,701	4,016	2,228	2,422	53,568
TBA	17,192	829	20,521	1,054	7,380	5,447	5,799	2,148	1,911	62,281
SBOA Health Benefits	2,750	76	2,525	111	1,598	818	704	391	423	9,397
Backstretch Benevolence	1,438	50	1,464	69	756	438	410	196	199	5,020
Breakage	292,158	20,608	381,948	25,300	163,020	87,174	120,519	49,306	47,893	1,187,927
Amount Returned to Patrons	68,214,240	3,114,805	69,167,941	5,657,546	36,654,348	19,091,255	27,888,243	12,643,231	8,348,253	250,779,861
State Settlement	221	39	702	76	534	77	65	170	87	1,972
Cost of Signal	3,894,859	190,568	4,027,104	322,749	1,764,941	1,044,724	1,406,607	724,576	415,591	13,791,718
Account Wagering Licensee	8,209,925	339,958	8,101,614	696,357	4,758,902	2,417,501	3,532,689	1,574,855	1,014,264	30,646,066
<i>Total Pari-Mutuel Handle</i>	<u>\$85,954,724</u>	<u>\$3,889,279</u>	<u>\$86,961,922</u>	<u>\$7,159,186</u>	<u>\$46,429,958</u>	<u>\$24,206,664</u>	<u>\$35,260,997</u>	<u>\$16,019,765</u>	<u>\$10,484,616</u>	<u>\$316,367,110</u>

NEW JERSEY RACING COMMISSION
ACCOUNT WAGERING
IN STATE
2019

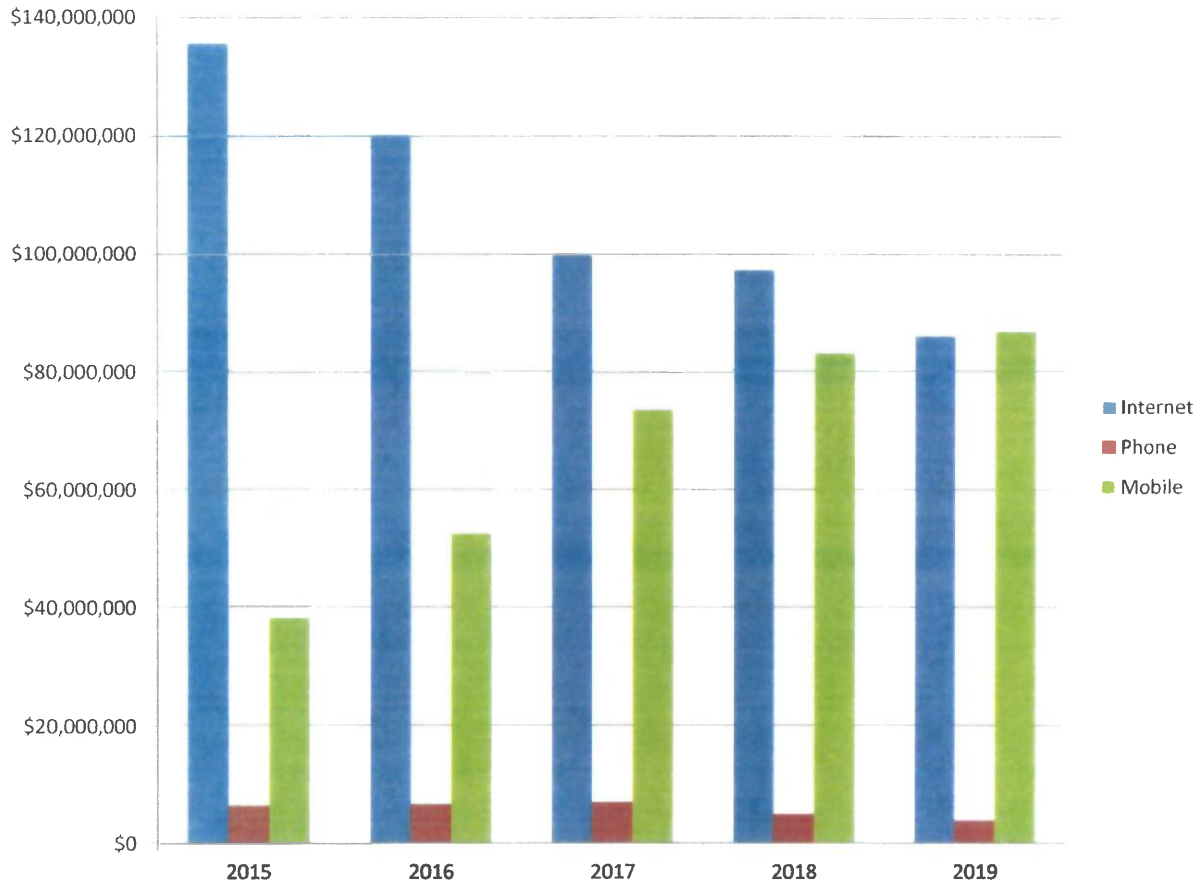
	Internet	Phone	Mobile	EHT	Woodbridge	Toms River	Bayonne	Gloucester	Hillsborough	Total
Purse Share:										
Thoroughbred	\$156,290	\$7,539	\$186,551	\$9,580	\$67,093	\$49,515	\$52,722	\$19,524	\$17,375	\$566,187
Standardbred	286,910	7,890	263,401	11,627	166,687	85,273	73,395	40,825	44,148	980,154
Breeder & Development:										
Thoroughbred	521	25	622	32	224	165	176	65	58	1,887
Standardbred	917	25	842	37	533	273	235	131	141	3,133
Sire Stakes Programs	15,633	433	14,346	638	9,151	4,701	4,016	2,228	2,422	53,568
TBA	17,192	829	20,521	1,054	7,380	5,447	5,799	2,148	1,911	62,281
SBOA Health Benefits	2,750	76	2,525	111	1,598	818	704	391	423	9,397
Backstretch Benevolence	1,438	50	1,464	69	756	438	410	196	199	5,020
Breakage	31,540	1,642	40,745	1,560	14,746	9,451	9,526	3,875	5,542	118,626
Amount Returned to Patrons	5,758,192	202,929	5,873,362	275,434	3,007,541	1,743,847	1,635,046	776,657	796,485	20,069,494
Account Wagering Licensee	917,420	30,307	913,100	45,344	506,715	288,546	269,561	131,677	126,489	3,229,158
<i>Total Pari-Mutuel Handle</i>	<u>\$7,188,803</u>	<u>\$251,745</u>	<u>\$7,317,479</u>	<u>\$345,485</u>	<u>\$3,782,425</u>	<u>\$2,188,472</u>	<u>\$2,051,590</u>	<u>\$977,716</u>	<u>\$995,193</u>	<u>\$25,098,905</u>

NEW JERSEY RACING COMMISSION
ACCOUNT WAGERING
OUT OF STATE
2019

	Internet	Phone	Mobile	EHT	Woodbridge	Toms River	Bayonne	Gloucester	Hillsborough	Total
MDLS for thoroughbred overnight purses and programs to aid the thoroughbred horsemen	\$66,099	\$2,807	\$65,156	\$9,078	\$38,542	\$19,297	\$29,577	\$13,081	\$8,047	\$251,683
MP for thoroughbred overnight purses and programs to aid the thoroughbred horsemen	2,841,180	120,641	2,800,664	390,210	1,656,664	829,447	1,271,324	562,266	345,880	10,818,277
NMR for standardbred overnight purses and programs to aid the standardbred horsemen	1,114,598	47,328	1,098,703		649,911	325,393	498,741	220,578	135,689	4,090,940
FRA for standardbred overnight purses and programs to aid the standardbred horsemen	450,860	19,144	444,431		262,892	131,623	201,743	89,225	54,887	1,654,805
Standardbred Breeders and Owners Association for Standardbred Health & Welfare	13,613	578	13,419		7,937	3,974	6,091	2,694	1,657	49,963
Thoroughbred Breeders and Stallions	237,638	10,091	234,250	32,638	138,565	69,376	106,334	47,028	28,930	904,849
Thoroughbred Backstretch Benevolency	7,584	322	7,476	1,042	4,422	2,214	3,394	1,501	923	28,878
Thoroughbred Breeding and Development	7,584	322	7,476	1,042	4,422	2,214	3,394	1,501	923	28,878
Sire Stakes	102,095	4,335	100,639		59,531	29,805	45,684	20,205	12,429	374,723
Standardbred Breeders and Stallions	10,890	462	10,735		6,350	3,179	4,873	2,155	1,326	39,970
Standardbred Backstretch Benevolency	4,764	202	4,697		2,778	1,391	2,132	943	580	17,487
Standardbred Breeding and Development	4,764	202	4,696		2,778	1,391	2,132	943	580	17,487
<i>Total New Jersey Racing Industry Special Fund</i>	<u>4,861,671</u>	<u>206,435</u>	<u>4,792,342</u>	<u>434,009</u>	<u>2,834,791</u>	<u>1,419,304</u>	<u>2,175,419</u>	<u>962,119</u>	<u>591,850</u>	<u>18,277,940</u>
Breakage	260,617	18,967	341,203	23,740	148,274	77,723	110,993	45,431	42,351	1,069,300
Amount Returned to Patrons	62,456,048	2,911,875	63,294,579	5,382,112	33,646,807	17,347,408	26,253,197	11,866,574	7,551,768	230,710,367
State Settlement	221	39	702	76	534	77	65	170	87	1,972
Cost of Signal	3,894,859	190,568	4,027,104	322,749	1,764,941	1,044,724	1,406,607	724,576	415,591	13,791,718
Account Wagering Licensee	7,292,505	309,651	7,188,514	651,013	4,252,187	2,128,956	3,263,128	1,443,178	887,775	27,416,908
<i>Total Pari-Mutuel Handle</i>	<u>\$78,765,922</u>	<u>\$3,637,535</u>	<u>\$79,644,443</u>	<u>\$6,813,700</u>	<u>\$42,647,534</u>	<u>\$22,018,192</u>	<u>\$33,209,408</u>	<u>\$15,042,049</u>	<u>\$9,489,423</u>	<u>\$291,268,205</u>

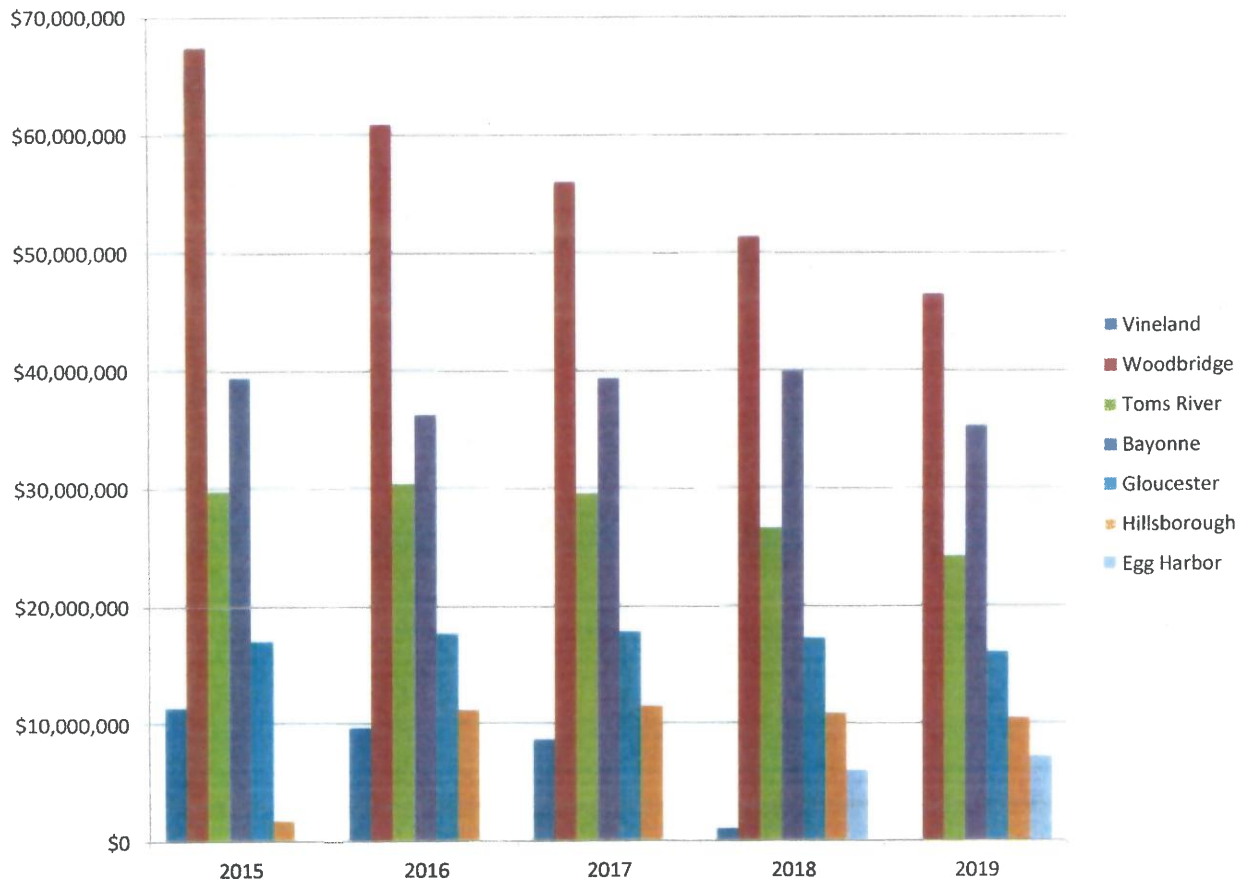
**ACCOUNT WAGERING HANDLE
5-YEAR COMPARISON**

	2015	2016	2017	2018	2019
Internet	\$135,493,861	\$120,115,091	\$99,764,062	\$97,181,684	\$85,954,724
Phone	6,411,711	6,607,406	6,963,253	4,895,141	3,889,279
Mobile	38,174,961	52,602,132	73,608,606	83,135,509	86,961,922
Total	\$180,080,533	\$179,324,629	\$180,335,921	\$185,212,334	\$176,805,925



**OFF TRACK WAGERING HANDLE
5-YEAR COMPARISON**

	2015	2016	2017	2018	2019
Vineland	\$11,309,590	\$9,648,132	\$8,590,818	\$1,057,946	
Woodbridge	67,416,281	60,839,594	55,973,667	51,336,039	46,429,958
Toms River	29,731,319	30,368,605	29,561,201	26,628,984	24,206,664
Bayonne	39,359,972	36,254,861	39,301,024	39,908,517	35,260,997
Gloucester	16,954,798	17,603,353	17,758,512	17,184,534	16,019,765
Hillsborough	1,795,155	11,196,068	11,514,418	10,868,590	10,484,616
Egg Harbor				5,939,525	7,159,185
Total	\$166,567,115	\$165,910,613	\$162,699,640	\$152,924,134	\$139,561,185



NEW JERSEY RACING COMMISSION
SUMMARY OF CASINO PARI-MUTUEL ACTIVITY
2019

New Jersey Signals Received

Far Hills	\$296
Freehold	102,057
Meadowlands	41,495
Monmouth Park	763,209
New Meadowlands	845,900
Total NJ Signals Received	<u>\$1,752,956</u>

Out of State Signals Received

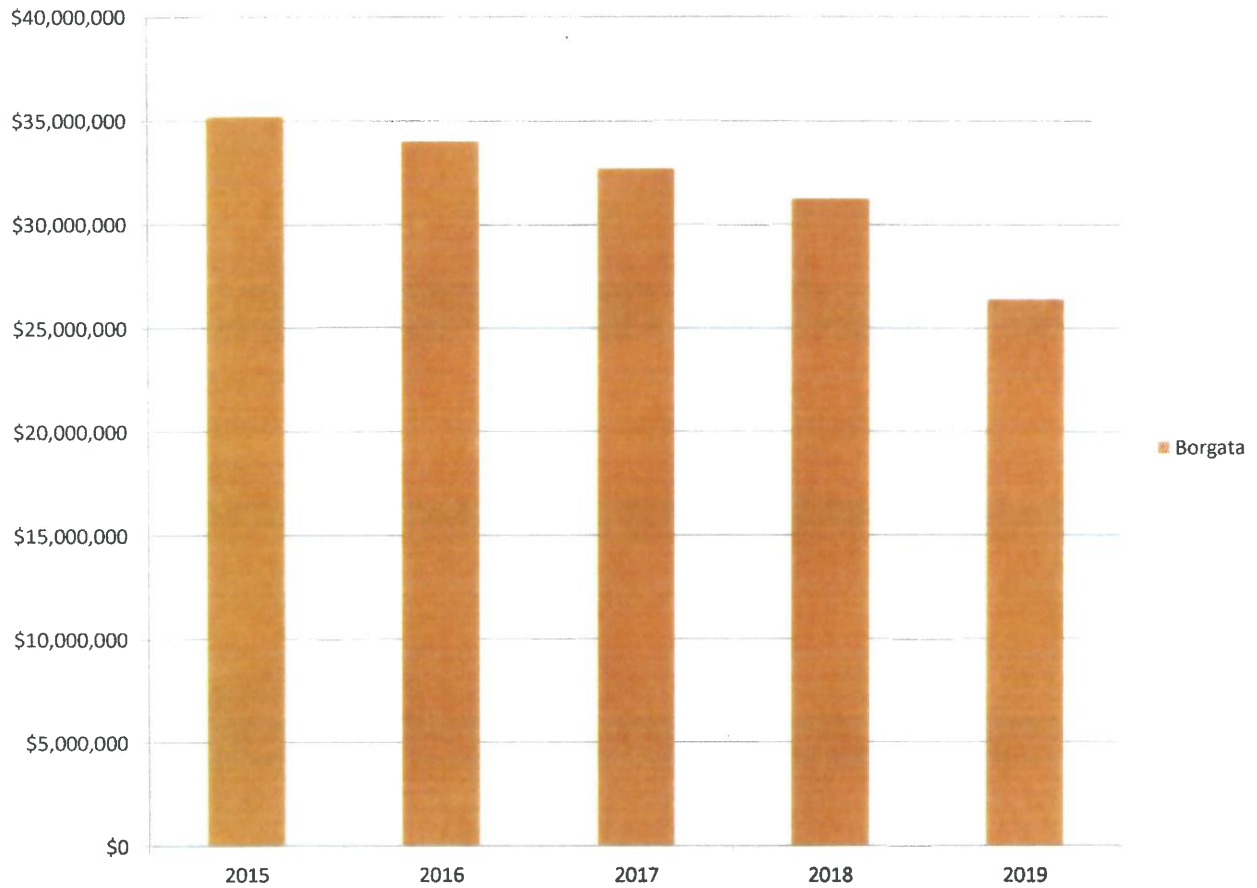
Aqueduct	\$1,711,385	Mahoning Valley	280,620
Arlington	190,306	Meadows	271,697
Belmont	2,255,541	Monticello Raceway	254,449
Belterra Park	123,358	Mountaineer	247,978
Cal-Expo	18,756	Northern Ca Fairs	22,124
Canterbury	31,620	Northfield	512,826
Charlestown	362,496	Oaklawn	371,587
Churchill Downs	1,271,161	Ocean Downs	36,104
Colonial Downs	45,987	Parx's	950,473
Del Mar	490,129	Penn National	314,529
Delaware Park	330,149	Pimlico	347,931
Delta Downs	251,004	Pocono Downs	162,460
Dover Downs	113,155	Pompano	106,459
Ellis Park	85,121	Portland Meadows	9,826
Emerald Downs	47,733	Presque Isle Downs	150,076
Evangeline	167,494	Remington Park	133,465
Fair Grounds	404,855	Rosecroft	40,611
Finger Lakes	308,250	Sam Houston	99,052
Golden Gate	289,149	Santa Anita	1,201,101
Gulfstream	3,997,567	Saratoga	1,721,857
Harrah's Philadelphia	183,705	Scoto Downs	31,207
Harrington Raceway	43,695	Suffolk	10,927
Hawthorne	122,474	Tampa Bay Downs	825,570
Hoosier Park	208,982	Thistledown	142,972
Indiana Downs	337,019	Timonium	20,723
Keeneland	629,357	Tioga Downs	11,988
Kentucky Downs	134,332	Turf Paradise	232,056
Laurel	947,318	Turfway	137,618
Lone Star Park	53,261	Yonkers	545,892
Los Alamitos	130,625	Zia Park	62,657
Louisiana Downs	92,940		
		Total Out of State Signals Received	<u>\$24,635,754</u>
		Total Borgata Pari-Mutuel Signals Received	<u>\$26,388,710</u>

**NEW JERSEY RACING COMMISSION
CASINO PARI-MUTUEL TAKEOUT
2019**

	<i>In State</i>	<i>Out of State</i>	<i>Combined</i>
Casino Simulcasting Fund	\$8,765	\$123,183	\$131,947
Casino Cost of Signal		1,232,491	1,232,491
Casino Share	170,685	1,998,937	2,169,621
Special Trust - Harness			
Sire Stakes	2,425	34,921	37,346
Track Purses	2,047	23,466	25,513
Breeder & Stallion Awards	268	3,203	3,470
Special Trust - Thoroughbred			
TBA	4,025	61,591	65,616
Breeding & Development			
Harness	284	3,695	3,980
Thoroughbred	241	3,695	3,937
Purse Allocation	76,572	647,115	723,687
Track Share Allocation	77,084	647,114	724,198
Casino Simulcasting Special Fund		210,690	210,690
Total Commissions	<u>342,395</u>	<u>4,990,100</u>	<u>5,332,496</u>
Breakage	9,527	92,688	102,215
State Settlement		249	249
Track Settlement	-21,234	603,854	582,620
Total Amount Distributed	<u>330,688</u>	<u>5,686,891</u>	<u>6,017,579</u>
Amount Returned to Patron	1,422,268	18,948,862	20,371,130
Total Borgata Pari-Mutuel Handle	<u><u>\$1,752,956</u></u>	<u><u>\$24,635,754</u></u>	<u><u>\$26,388,710</u></u>

**CASINO PARI-MUTUEL HANDLE
5-YEAR COMPARISON**

	2015	2016	2017	2018	2019
Borgata	35,205,428	34,002,703	32,689,581	31,244,719	26,388,710
Total	\$35,205,428	\$34,002,703	\$32,689,581	\$31,244,719	\$26,388,710



NEW JERSEY RACING COMMISSION
2019 LICENSE REVENUE
STANDARD BRED, THOROUGHBRED, ACCOUNT, OFF TRACK & EXCHANGE WAGERING COMBINED

Cat	Classification	Fee	Freehold		Meadowlands		Trenton		Monmouth		Total	
			Qty	Total	Qty	Total	Qty	Total	Qty	Total	Qty	Total
All Licenses Issued in 2019												
1	Owner	\$50	494	\$24,700	566	\$28,300	375	\$18,750	716	\$35,800	2,151	\$107,550
2	Trainer	\$50	138	6,900	240	12,000	51	2,550	312	15,600	741	37,050
3	Assistant Trainer	\$30	0	0	0	0	2	60	70	2,100	72	2,160
4	Driver	\$50	29	1,450	69	3,450	3	150	1	50	102	5,100
5	Driver / Trainer	\$50	127	6,350	154	7,700	22	1,100	1	50	304	15,200
6	Jockey	\$50	1	50	7	350	10	500	123	6,150	141	7,050
7	Jockey Apprentice	\$30	0	0	2	60	1	30	13	390	16	480
8	Jockey Agent	\$50	0	0	0	0	0	0	11	550	11	550
9	Stable Employee	\$5	233	1,165	269	1,345	40	200	677	3,385	1,219	6,095
10	C.I.D.	\$10	187	1,870	439	4,390	9	90	635	6,350	1,270	12,700
11	C.I.D. - Vendors	\$10	175	1,750	320	3,200	128	1,280	170	1,700	793	7,930
12	Pari-Mutuel Employee	\$25	71	1,775	113	2,825	8	200	87	2,175	279	6,975
13	Veterinarian	\$50	27	1,350	5	250	2	100	12	600	46	2,300
14	Valet	\$20	0	0	1	20	0	0	16	320	17	340
15	Plater	\$20	2	40	0	0	0	0	15	300	17	340
16	Vendor	\$50	2	100	12	600	18	900	28	1,400	60	3,000
17	Stable Name	\$50	241	12,050	236	11,800	229	11,450	386	19,300	1,092	54,600
18	Multiple Ownership	\$50	118	5,900	370	18,500	33	1,650	109	5,450	630	31,500
19	Corporate Stable Name	\$50	42	2,100	76	3,800	35	1,750	27	1,350	180	9,000
20	Authorized Agent	\$50	0	0	0	0	0	0	20	1,000	20	1,000
21	Off-Track Stables	\$50	0	0	0	0	29	1,450	0	0	29	1,450
23	Veterinarian - NJRC	\$0	8	0	7	0	0	0	1	0	16	0
25	C.I.D. - NJRC	\$0	28	0	23	0	0	0	5	0	56	0
26	Off-Track Proprietors	\$0	0	0	0	0	0	0	0	0	0	0
27	Official - NJRC	\$0	5	0	5	0	0	0	4	0	14	0
28	Partnership	\$0	9	0	1	0	15	0	20	0	45	0
31	Owner - 3 Year	\$150	198	29,700	232	34,800	256	38,400	274	41,100	960	144,000
All Licenses wo/dups Issued in 2019			2,135	97,250	3,147	133,390	1,266	80,610	3,733	145,120	10,281	456,370
DUP	Duplicate License Fees	\$5	1	\$5	27	\$135	0	\$0	0	\$0	28	\$140
Total Licenses w/dups Issued in 2019			\$97,255	\$133,525	\$80,610	\$145,120	\$456,510					

NEW JERSEY RACING COMMISSION
2019 LICENSE REVENUE
STANDARD BRED

Cat	Classification	Fee	Freehold		Meadowlands		Trenton		Monmouth		Total	
			Qty	Total	Qty	Total	Qty	Total	Qty	Total	Qty	Total
<i>All Licenses Issued in 2019</i>												
1	Owner	\$50	344	\$17,200	502	\$25,100	229	\$11,450	66	\$3,300	1,141	\$57,050
2	Trainer	\$50	124	6,200	216	10,800	20	1,000	1	\$50	361	18,050
3	Assistant Trainer	\$30	0	0	0	0	0	0	0	\$0	0	0
4	Driver	\$50	29	1,450	69	3,450	3	150	1	\$50	102	5,100
5	Driver / Trainer	\$50	127	6,350	154	7,700	22	1,100	1	\$50	304	15,200
6	Jockey	\$50	0	0	0	0	0	0	0	\$0	0	0
7	Jockey Apprentice	\$30	0	0	0	0	0	0	0	\$0	0	0
8	Jockey Agent	\$50	0	0	0	0	0	0	0	\$0	0	0
9	Stable Employee	\$5	233	1,165	267	1,335	1	5	10	\$50	511	2,555
10	C.I.D.	\$10	118	1,180	399	3,990	0	0	21	\$210	538	5,380
11	C.I.D. - Vendors	\$10	12	120	292	2,920	4	40	4	\$40	312	3,120
12	Pari-Mutuel Employee	\$25	21	525	85	2,125	0	0	5	\$125	111	2,775
13	Veterinarian	\$50	26	1,300	4	200	2	100	0	\$0	32	1,600
14	Valet	\$20	0	0	0	0	0	0	0	\$0	0	0
15	Plater	\$20	2	40	0	0	0	0	1	\$20	3	60
16	Vendor	\$50	2	100	10	500	5	250	2	\$100	19	950
17	Stable Name	\$50	104	5,200	211	10,550	103	5,150	19	\$950	437	21,850
18	Multiple Ownership	\$50	113	5,650	369	18,450	30	1,500	5	\$250	517	25,850
19	Corporate Stable Name	\$50	23	1,150	71	3,550	19	950	1	\$50	114	5,700
20	Authorized Agent	\$50	0	0	0	0	0	0	0	\$0	0	0
21	Off-Track Stables	\$50	0	0	0	0	19	950	0	\$0	19	950
23	Veterinarian - NJRC	\$0	8	0	7	0	0	0	0	\$0	15	0
25	C.I.D. - NJRC	\$0	26	0	23	0	0	0	0	\$0	49	0
26	Off-Track Proprietors	\$0	0	0	0	0	0	0	0	\$0	0	0
27	Official - NJRC	\$0	4	0	5	0	0	0	0	\$0	9	0
28	Partnership	\$0	7	0	0	0	13	0	0	\$0	20	0
31	Owner - 3 Year	\$150	124	18,600	201	30,150	137	20,550	14	\$2,100	476	71,400
<i>All Licenses w/dups Issued in 2019</i>			1,447	\$66,230	2,885	\$120,820	607	\$43,195	151	\$7,345	5,090	\$237,590
DUP	Duplicate License Fees	\$5	1	\$5	27	\$135	0	\$0	0	\$0	28	\$140
<i>Total Licenses w/dups Issued in 2019</i>				<u>\$66,235</u>		<u>\$120,955</u>		<u>\$43,195</u>		<u>\$7,345</u>		<u>\$237,730</u>

NEW JERSEY RACING COMMISSION
2019 LICENSE REVENUE
THOROUGHBRED

Cat	Classification	Fee	Freehold		Meadowlands		Trenton		Monmouth		Total	
			Qty	Total	Qty	Total	Qty	Total	Qty	Total	Qty	Total
All Licenses Issued in 2019												
1	Owner	\$50	150	\$7,500	64	\$3,200	146	\$7,300	650	\$32,500	1,010	\$50,500
2	Trainer	\$50	14	700	24	1,200	31	1,550	311	15,550	380	19,000
3	Assistant Trainer	\$30	0	0	0	0	2	60	70	2,100	72	2,160
4	Driver	\$50	0	0	0	0	0	0	0	0	0	0
5	Driver / Trainer	\$50	0	0	0	0	0	0	0	0	0	0
6	Jockey	\$50	1	50	7	350	10	500	123	6,150	141	7,050
7	Jockey Apprentice	\$30	0	0	2	60	1	30	13	390	16	480
8	Jockey Agent	\$50	0	0	0	0	0	0	11	550	11	550
9	Stable Employee	\$5	0	0	2	10	39	195	667	3,335	708	3,540
10	C.I.D.	\$10	14	140	0	0	4	40	610	6,100	628	6,280
11	C.I.D. - Vendors	\$10	54	540	10	100	5	50	158	1,580	227	2,270
12	Pari-Mutuel Employee	\$25	34	850	0	0	3	75	82	2,050	119	2,975
13	Veterinarian	\$50	1	50	1	50	0	0	12	600	14	700
14	Valet	\$20	0	0	1	20	0	0	16	320	17	340
15	Plater	\$20	0	0	0	0	0	0	14	280	14	280
16	Vendor	\$50	0	0	2	100	7	350	26	1,300	35	1,750
17	Stable Name	\$50	137	6,850	25	1,250	126	6,300	367	18,350	655	32,750
18	Multiple Ownership	\$50	5	250	1	50	3	150	104	5,200	113	5,650
19	Corporate Stable Name	\$50	19	950	5	250	16	800	26	1,300	66	3,300
20	Authorized Agent	\$50	0	0	0	0	0	0	20	1,000	20	1,000
21	Off-Track Stables	\$50	0	0	0	0	10	500	0	0	10	500
23	Veterinarian - NJRC	\$0	0	0	0	0	0	0	1	0	1	0
25	C.I.D. - NJRC	\$0	2	0	0	0	0	0	5	0	7	0
26	Off-Track Proprietors	\$0	0	0	0	0	0	0	0	0	0	0
27	Official - NJRC	\$0	1	0	0	0	0	0	4	0	5	0
28	Partnership	\$0	2	0	1	0	2	0	20	0	25	0
31	Owner - 3 Year	\$150	74	11,100	31	4,650	119	17,850	260	39,000	484	72,600
All Licenses wo/dups Issued in 2019			508	\$28,980	176	\$11,290	524	\$35,750	3,570	\$137,655	4,778	\$213,675
DUP	Duplicate License Fees	\$5		\$0		\$0		\$0		\$0	0	\$0
Total Licenses w/dups Issued in 2019				<u>\$28,980</u>		<u>\$11,290</u>		<u>\$35,750</u>		<u>\$137,655</u>		<u>\$213,675</u>

**NEW JERSEY RACING COMMISSION
2019 LICENSE REVENUE
ACCOUNT, OFF TRACK & EXCHANGE WAGERING**

Cat	Classification	Fee	Freehold		Meadowlands		Trenton		Monmouth		Total	
			Qty	Total	Qty	Total	Qty	Total	Qty	Total	Qty	Total
All Licenses Issued in 2019												
1	Owner	\$50	0	\$0	0	\$0	0	\$0	0	\$0	0	\$0
2	Trainer	\$50	0	0	0	0	0	0	0	0	0	0
3	Assistant Trainer	\$50	0	0	0	0	0	0	0	0	0	0
4	Driver	\$50	0	0	0	0	0	0	0	0	0	0
5	Driver / Trainer	\$50	0	0	0	0	0	0	0	0	0	0
6	Jockey	\$50	0	0	0	0	0	0	0	0	0	0
7	Jockey Apprentice	\$30	0	0	0	0	0	0	0	0	0	0
8	Jockey Agent	\$50	0	0	0	0	0	0	0	0	0	0
9	Stable Employee	\$5	0	0	0	0	0	0	0	0	0	0
10	C.I.D.	\$10	55	550	40	400	5	50	4	40	104	1,040
11	C.I.D. - Vendors	\$10	109	1,090	18	180	119	1,190	8	80	254	2,540
12	Pari-Mutuel Employee	\$25	16	400	28	700	5	125	0	0	49	1,225
13	Veterinarian	\$50	0	0	0	0	0	0	0	0	0	0
14	Valet	\$20	0	0	0	0	0	0	0	0	0	0
15	Plater	\$20	0	0	0	0	0	0	0	0	0	0
16	Vendor	\$50	0	0	0	0	6	300	0	0	6	300
17	Stable Name	\$50	0	0	0	0	0	0	0	0	0	0
18	Multiple Ownership	\$50	0	0	0	0	0	0	0	0	0	0
19	Corporate Stable Name	\$50	0	0	0	0	0	0	0	0	0	0
20	Authorized Agent	\$50	0	0	0	0	0	0	0	0	0	0
21	Off-Track Stables	\$50	0	0	0	0	0	0	0	0	0	0
23	Veterinarian - NJRC	\$0	0	0	0	0	0	0	0	0	0	0
25	C.I.D. - NJRC	\$0	0	0	0	0	0	0	0	0	0	0
26	Off-Track Proprietors	\$0	0	0	0	0	0	0	0	0	0	0
27	Official - NJRC	\$0	0	0	0	0	0	0	0	0	0	0
28	Partnership	\$0	0	0	0	0	0	0	0	0	0	0
31	Owner - 3 Year	\$150	0	0	0	0	0	0	0	0	0	0
All Licenses w/dups Issued in 2019			180	\$2,040	86	\$1,280	135	\$1,665	12	\$120	413	\$5,105
DUP	Duplicate License Fees	\$5		\$0		\$0		\$0		\$0	0	\$0
Total Licenses w/dups Issued in 2019				<u>\$2,040</u>		<u>\$1,280</u>		<u>\$1,665</u>		<u>\$120</u>		<u>\$5,105</u>

**NEW JERSEY RACING COMMISSION
EXPIRED TICKET REPORT
2019**

	Date Ticket Purchased	<u>In State</u>						<u>Out of State</u>	<u>Revenue</u>	
		Total	MDLS-T	NMR	FRA/ACHI	MP	Vouchers		Racing Costs	TBA
ACHI/FRA	06/30/18 - 06/29/19	137,844	44	5,627	12,673	1,972	15,606	101,923	17,961	1,008
NMR	06/30/18 - 06/29/19	586,590	2,740	80,259	5,372	4,600	46,675	446,944	69,823	3,670
MP	06/30/18 - 06/29/19	419,805	383	2,937	1,076	164,322	30,299	210,702	99,509	97,502
Total		\$1,144,239	\$3,166	\$88,823	\$19,121	\$170,894	\$92,580	\$759,570	\$187,293	\$102,180

**NEW JERSEY RACING COMMISSION
REVENUE TO THE STATE
2019**

Racing Association/Source	Expired Outstanding Pari-Mutuel Tickets	Breakage & Expired Outstanding Pari-Mutuel Tickets	License Fees	Total State Revenue
Freehold Raceway	\$17,961		\$97,255	\$115,216
Monmouth Park Jockey Club	99,509		145,120	244,629
New Meadowlands Racetrack	69,823		133,525	203,348
Trenton			80,610	80,610
Computer/Phone/Mobile		592,975		592,975
Woodbridge		344,682		344,682
Vineland		5,793		5,793
Toms River		202,677		202,677
Bayonne		277,964		277,964
Gloucester		129,787		129,787
Hillsborough		93,111		93,111
EHT		53,794		53,794
Total State Revenue	<u><u>\$187,293</u></u>	<u><u>\$1,700,782</u></u>	<u><u>\$456,510</u></u>	<u><u>\$2,344,585</u></u>