



Right Tree, Right Place

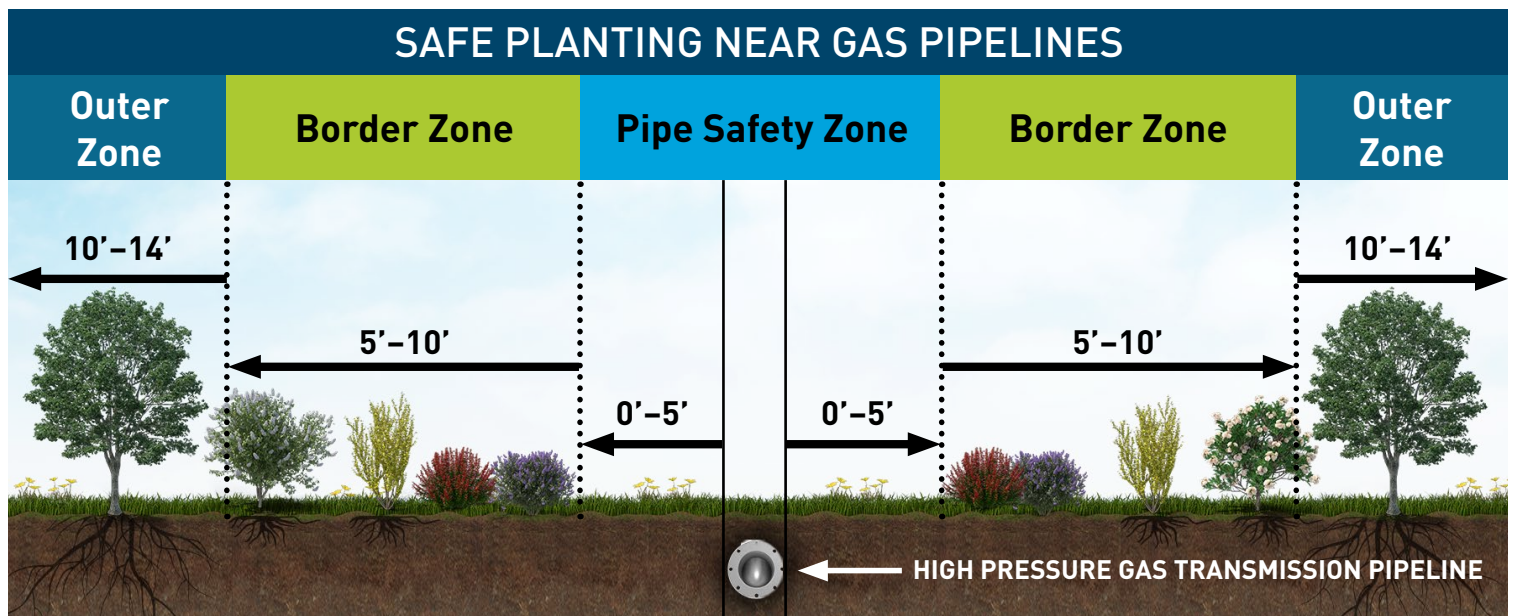
Guide to planting safely near gas pipelines

Help keep your community safe by planting the right tree in the right place. When trees are located too close to underground gas transmission pipelines, they can block our access in an emergency or damage the pipe. We regularly inspect the area above the pipe to keep it safe and clear.

Plan before you plant

Below are general guidelines for where you can safely plant near a gas pipeline. All trees and plants that pose a safety risk may need to be removed.

To see if a gas transmission pipeline runs on or near your property, visit pge.com/pipelinelocations.



For illustrative purposes only. Multiple factors are reviewed when considering removal of vegetation near gas pipelines including trunk size and soil condition, among others.

Plans for new buildings and major landscaping projects must be reviewed by PG&E to avoid any interference with our equipment. Please submit your plans to PGPlanReview@pge.com.



Always call 811 at least two working days before digging or planting. A crew will mark any underground utilities for free.



To learn more, visit pge.com/righttreerightplace or contact us at **1-800-743-5000**.

Choose the Right Plant

Below are some plants that are safe for each zone near a pipeline. Scan the QR code for more plant options and planting tips.



Pipe Safety Zone

5' from pipe



California Fuchsia
(*Epilobium canum*)



Blue-Eyed Grass
(*Sisyrinchium bellum*
and cvs.)



Coast Sunflower
(*Encelia californica*)




Yerba Buena
(*Clinopodium douglasii*)

Border Zone

5'-10' from pipe



California Wild Rose
(*Rosa californica*)



Tree Mallow
(*Malva assurgentiflora*)



Monkey Flower
(*Mimulus*)




Purple Sage
(*Salvia leucophylla*
and cvs.)

Outer Zone

10'-14' from pipe



Flowering Dogwood
(*Cornus florida*)



Blue Blossom
(*Ceanothus thrysiflorus*)




Toyon
(*Heteromeles arbutifolia*)



Desert Willow
(*Chilopsis linearis*)

This list includes recommended plant species for most California climate zones and is not all-inclusive. Consult your local nursery for more information. If there is an overhead or underground powerline on or near your property, there may be additional safe planting guidelines.

 For translation support in 240+ languages, or to request a communication in large print or Braille, call **1-800-743-5000**.