

CPMT MINUTES
August 18, 2022
Sudley North – Jean McCoy
2:00 – 3:30 PM

CPMT Members:

Courtney Tierney, Chair
Kim Keller, Vice Chair, JCSU
Carl Street, Youth for Tomorrow (Private Provider)
Alison Ansher, PWHD
Lisa Madron, CS
Michelle Roper, PWCS
Lisa Fouser, parent rep

Others Present:

Jessica Webb, DSS CSA
Shazia Chughtai, DSS CSA
Julie Arquette, DSS CSA
She'la White, DSS CSA
Phyllis Jennings-Holt, DSS Deputy Director

Open Meeting:

Courtney Tierney, Chair, opened the meeting at 2:02 PM.

Approve Minutes

Minutes from June 16, 2022, were presented. **MOTION** to approve as presented. [AA motion, CS seconded].

Expenditures and budget review – presented by Courtney Tierney

- Budget – Budget for FY22, was reviewed.
- Expenditures – **MOTION** to approve expenditure approvals from 6/13/22 - 6/30/22. [KK motion, LM seconded].
- FY23 Budget - – **MOTION** to approve expenditure approvals from 7/1/22 – 8/12/22. [LM motion, CS seconded].

Quarterly Utilization Management Reports

- **RTC/GH Status** – presented by She'la. Residential report is attached.
- **Private Day School** – presented by Julie Arquette. Report is attached.

CSA Division Report – presented by Jessica Webb

- Family Engagement Documents – Mina Habibi in PWC communications department developed a family guide to CSA and a family rights document using content developed locally and from the state strategic plan. These documents will also be available in Spanish and hard copies will be provided to case managers. These documents will be available on the CSA SharePoint site, which should go live in early September.

- OCS Resource Documents – OCS has released two new resources for localities providing guidance on virtual FAPT meetings and a CPMT Chair Job Description. CPMT reviewed both documents.
- Case Manager Training – A case manager training guide will be available on the CSA SharePoint site in early September. Case managers will be able to access the content, and Jessica will follow up with options for virtual and in-person training.
- “Tell Me Something Good” – PWCS has increased their attention to students’ attendance at private day school program.

CLOSURE

Courtney Tierney closed the meeting at 2:48 PM. Next meeting is on September 15, 2022.

APPROVED: Shayla Chugata
Clerk to Board

CSA PROGRAM SUMMARY

(as of June 30, 2022)

		FY22 Budget	YTD Actuals	Balance	Proj. FY22 Revenue	Variance to Budget
State (includes Medicaid Holdback)		\$ 17,511,517	\$ 11,114,608	\$ 6,396,909	\$ 12,784,856	\$ 4,726,661
PWC - Public Schools		\$ 329,799	\$ 329,799	\$ -	\$ 329,799	\$ -
Revenue Total		\$ 17,841,316	\$ 11,444,407	\$ 6,396,909	\$ 13,114,655	\$ 4,726,661
CSA Program	CSA Category	FY22 Budget	YTD Actuals	Balance	Proj. FY22 Expenditures	
Admin	Admin	\$ 401,475	\$ 435,934	\$ (34,459)	\$ 435,934	\$ (34,459)
Admin Total		\$ 401,475	\$ 435,934	\$ (34,459)	\$ 435,934	\$ (34,459)
COMMUNITY BASED	2F - FC Prevention Non-Residential	\$ 2,134,982	\$ 1,234,126	\$ 900,856	\$ 1,500,000	\$ 634,982
	2F1 - FC Prevention Non-Residential	\$ 115,492	\$ 100,380	\$ 15,111	\$ 200,000	\$ (84,508)
	2G - Special Education - Private Da	\$ 15,145,009	\$ 12,418,968	\$ 2,726,041	\$ 13,000,000	\$ 2,145,009
	2h - Wraparound Services - SPED	\$ 110,520	\$ 60	\$ 110,460	\$ 60	\$ 110,460
	3 - Non-Mandated CB Service	\$ 779,745	\$ 192,610	\$ 587,135	\$ 250,000	\$ 529,745
COMMUNITY BASED Total		\$ 18,285,748	\$ 13,946,145	\$ 4,339,603	\$ 14,950,060	\$ 3,335,688
FOSTER CARE	2a - Therapeutic FC IV-E	\$ 84,144	\$ 60,691	\$ 23,453	\$ 85,000	\$ (856)
	2a1 - Therapeutic FC	\$ 513,619	\$ 385,637	\$ 127,982	\$ 400,000	\$ 113,619
	2a2 - Therapeutic FC (NCFC & PA)	\$ -	\$ -	\$ -	\$ -	\$ -
	2c - FC IV-E	\$ 64,426	\$ 166,670	\$ (102,244)	\$ 200,000	\$ (135,574)
	2e - Family FC	\$ 1,228,678	\$ 345,811	\$ 882,867	\$ 500,000	\$ 728,678
FOSTER CARE Total		\$ 1,890,867	\$ 958,809	\$ 932,058	\$ 1,185,000	\$ 705,867
RESIDENTIAL	1a - FC & TFC IV-E	\$ 71,263	\$ 141,129	\$ (69,866)	\$ 200,000	\$ (128,737)
	1b - FC & TFC Non-IV-E	\$ 981,478	\$ 693,282	\$ 288,196	\$ 700,000	\$ 281,478
	1c - FC Prevention Residential *	\$ 3,499,619	\$ 70,028	\$ 3,429,591	\$ 750,000	\$ 2,749,619
	1d - Non-Mandated Res Service	\$ -	\$ -	\$ -	\$ -	\$ -
	1e - Special Education	\$ 1,520,271	\$ 1,094,651	\$ 425,621	\$ 1,750,000	\$ (229,729)
	2l - Crisis Stabilization	\$ -	\$ -	\$ -	\$ -	\$ -
RESIDENTIAL Total		\$ 6,072,632	\$ 1,999,090	\$ 4,073,542	\$ 3,400,000	\$ 2,672,632
Expenditure Total		\$ 26,650,721	\$ 17,339,977	\$ 9,310,744	\$ 19,970,994	\$ 6,679,727
General Fund Tax Support		\$ 8,809,405			\$ 6,856,339	\$ 1,953,066

* Note - The Actuals YTD include the FY21 expenditure accrual reversal.

CPMT Approval Table

Agency: DSS


FAPT	Date	Case Manager	Client's Initials	Type Svcs*	Eligibility	Ser. Dates (start - end)	CM Request	FAPT Recommended	CPMT Approved	Comments	
6/15/2022	Conley	RB	CB	M	07/01/22-12/31/22	\$42,238.56	\$42,238.56	\$42,238.56			
6/16/2022	Dinch	JGY	CB	FCP	07/01/22-12/31/22	\$19,750.00	\$19,750.00	\$19,750.00			
6/17/2022	Wickware	EG	CB	M	07/01/22-12/31/22	\$408.00	\$408.00	\$408.00			
6/17/2022	McMullen	LZ	CB	M	07/01/22-12/31/22	\$3,900.00	\$3,900.00	\$3,900.00			
6/21/2022	Pena	AOA	CB	FCP	07/01/22-12/31/22	\$10,125.00	\$10,125.00	\$10,125.00			
6/21/2022	Pena	OOA	CB	FCP	07/01/22-12/31/22	\$4,725.00	\$4,725.00	\$4,725.00			
6/22/2022	Ryerson	LP	TFC	M	07/01/22-09/30/22	\$21,459.90	\$21,459.90	\$21,459.90		Revision Request	
6/24/2022	Holmes	EPR	TFC	M	07/01/22-10/14/22	\$20,394.88	\$20,394.88	\$20,394.88			
7/5/2022	Wittenberg	KN	CB	FCP	07/05/22-09/30/22	\$3,000.00	\$3,000.00	\$3,000.00		Admin Request	
7/6/2022	Grant	AR	CB	FCP	07/06/22-10/31/22	\$4,995.60	\$4,995.60	\$4,995.60			
7/8/2022	Devers	KT	CB	FCP	08/01/22-01/31/23	\$16,425.00	\$16,425.00	\$16,425.00			
7/8/2022	Thompson	DB	CB	M	07/08/22-09/30/22	\$900.00	\$900.00	\$900.00			
7/12/2022	Otoo	RS	CB	FCP	08/01/22-01/31/22	\$3,770.00	\$3,770.00	\$3,770.00			
7/13/2022	Annand	MB	CB	M	08/01/22-01/31/22	\$65,666.64	\$65,666.64	\$65,666.64			
7/15/2022	Holmes	DRM	RTC	M	08/01/22-10/31/22	\$35,834.00	\$35,834.00	\$35,834.00			
7/19/2022	Wittenberg	KN	CB	FCP	08/01/22-01/31/22	\$3,951.36	\$3,951.36	\$3,951.36			
7/19/2022	Wittenberg	MH	CB	FCP	08/01/22-01/31/22	\$10,530.00	\$10,530.00	\$10,530.00			
7/19/2022	Annand	KS	CB	M	08/01/22-11/30/22	\$43,556.62	\$43,556.62	\$43,556.62			
7/22/2022	Thompson	AAB	RTC	M	08/01/22-10/31/22	\$32,200.00	\$32,200.00	\$32,200.00			
7/22/2022	Pena	MK	CB	FCP	07/22/22-09/30/22	\$1,750.00	\$1,750.00	\$1,750.00			
7/22/2022	Hawks	JR	RTC	M	08/01/22-08/31/22	\$15,170.66	\$15,170.66	\$15,170.66			
7/26/2022	Pena	AK	CB	FCP	08/01/22-09/30/22	\$1,870.00	\$1,870.00	\$1,870.00			
8/2/2022	Wooten	KB	RTC	M	09/01/22-11/30/22	\$64,860.99	\$64,860.99	\$64,860.99			
8/2/2022	Dinch	DL	CB	FCP	09/01/22-01/16/23	\$12,825.00	\$12,825.00	\$12,825.00			
8/2/2022	Wickware	EG	RTC	M	08/01/22-10/31/22	\$32,200.00	\$32,200.00	\$32,200.00			
8/4/2022	Hawks	JR	RTC	M	08/10/22-10/31/22	\$33,988.50	\$33,988.50	\$33,988.50		Admin Request	
8/9/2022	Abramson	AF	CB	N	08/10/22-01/31/23	\$17,466.00	\$17,466.00	\$17,466.00			
Total DSS							\$523,961.71	\$523,961.71	\$523,961.71		

Agency: PWCS

FAPT	Date	Case Manager	Client's Initials	Type Svcs*	Eligibility	Ser. Dates (start - end)	CM Request	FAPT Recommended	CPMT Approved	Comments	
6/14/2022	Naples	GB	CB	N	07/01/22-12/31/22	\$8,595.00	\$8,595.00	\$8,595.00			
6/14/2022	Raymo	BG	CB	N	07/01/22-11/30/22	\$4,518.00	\$4,518.00	\$4,518.00			
6/17/2022	Naples	RG	CB	N	07/01/22-12/31/22	\$13,970.00	\$13,970.00	\$13,970.00			
6/17/2022	Raymo	AB	CB	N	07/01/22-12/31/22	\$6,900.00	\$6,900.00	\$6,900.00			
6/21/2022	Abramson	AB	CB	FCP	07/01/22-12/31/22	\$4,615.00	\$4,615.00	\$4,615.00			
6/21/2022	Orr	SSA	CB	FCP	07/01/22-12/31/22	\$6,730.00	\$6,730.00	\$6,730.00			
6/22/2022	Redd	MMP	CB	FCP	07/01/22-12/31/22	\$8,775.00	\$8,775.00	\$8,775.00			
6/24/2022	Raymo	AB	CB	N	07/01/22-12/31/22	\$6,900.00	\$6,900.00	\$6,900.00		Admin Request	
7/6/2022	Orr	CRL	CB	N	07/06/22-12/31/22	\$28,796.40	\$28,796.40	\$28,796.40			
7/8/2022	Raymo	AH	CB	N	08/01/22-01/31/23	\$45,494.00	\$45,495.00	\$45,495.00			
7/12/2022	Naples	SR	CB	N	07/13/22-12/31/22	\$7,125.00	\$7,125.00	\$7,125.00			
7/26/2022	Abramson	EHC	CB	N	08/01/22-01/31/22	\$20,450.00	\$20,450.00	\$20,450.00			
7/29/2022	Naples	NB	CB	NM	07/29/22-01/31/23	\$36,780.00	\$36,780.00	\$36,780.00			
8/2/2022	Redd	DHP	CB	FCP	09/01/22-02/28/23	\$9,990.00	\$9,990.00	\$9,990.00			
Total PWCS							\$209,638.40	\$209,639.40	\$209,639.40		

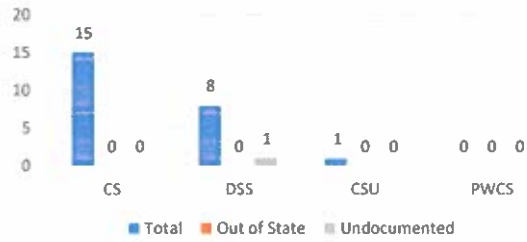
Grand Total \$1,734,232.28 \$1,734,233.28 \$1,734,233.28

CPMT Chair - Courtney Tierney

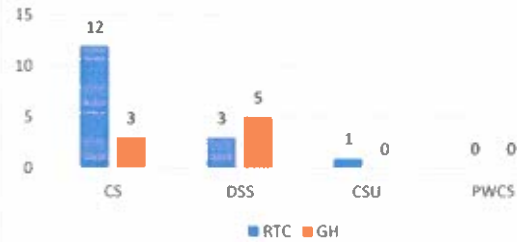
Signature: 
 Date: August 18, 2022

Residential Treatment Center Status
 RTC/GH Total: 24 (06/30/22)

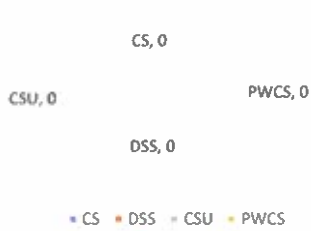
RTC/GH Statistics by Agency,
June 2022



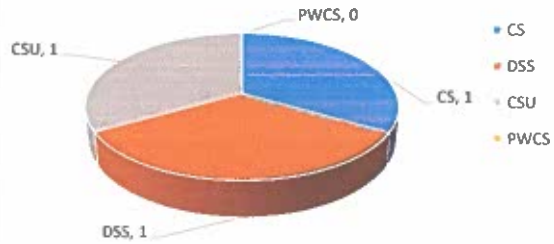
Placement Type, By Agency -
June 2022



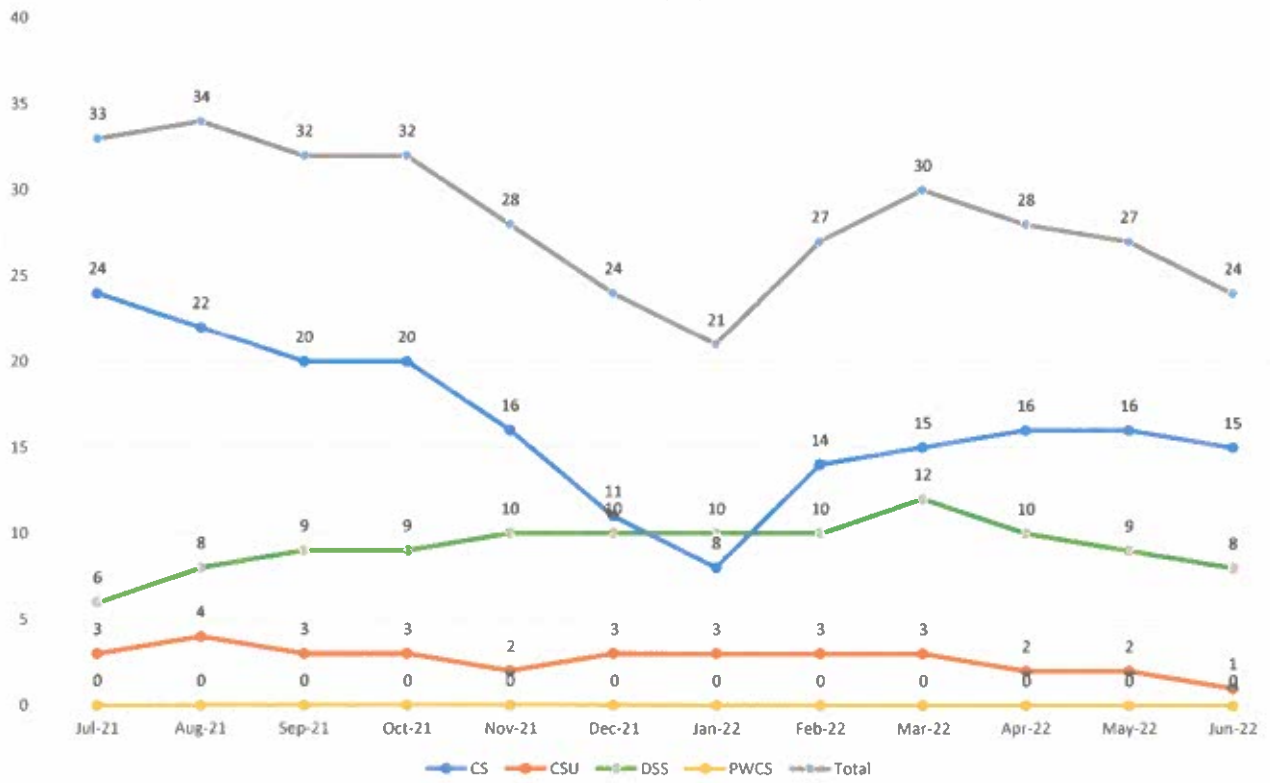
Number Admission, By Agency -
June 2022



Number Discharge, By Agency -
June 2022

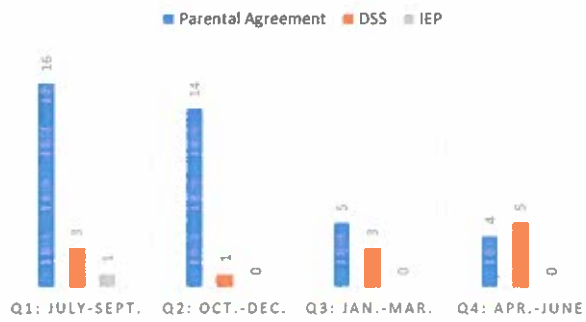


Monthly Residential Count
June 2022



Quarterly RTC Report: April-June 2022

**FY22 NUMBER OF DISCHARGES,
BY PLACEMENT TYPE**

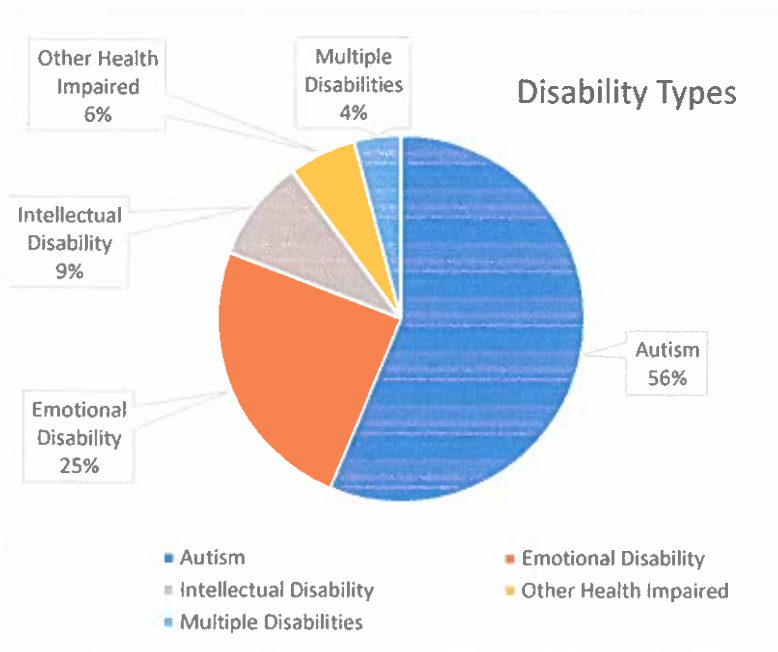


**FY22 LENGTH OF STAY, IN DAYS,
BY PLACEMENT TYPE**

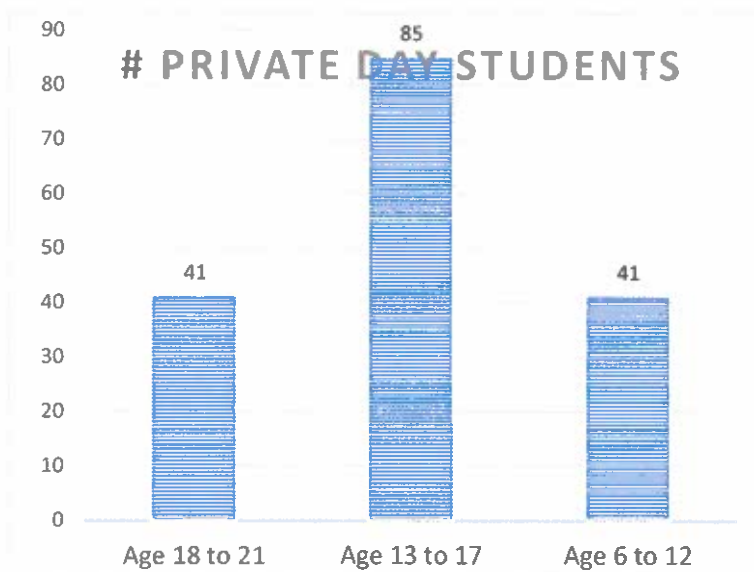


4th quarter '22

Students in Private Day School per IEP.



Disability	#students
Autism	94
Emotional Disability	41
Intellectual Disability	15
Other Health Impaired	10
Multiple Disabilities	7
Total	167



Age Range	# youth
Age 18 to 21	41
Age 13 to 17	85
Age 6 to 12	41
TOTAL	167

End of FY 222