

CPMT MINUTES
January 19, 2022
Sudley North – Jean McCoy
2:00 – 3:30 PM

CPMT Members:

Courtney Tierney, Chair, DSS
Kim Keller, Vice Chair, JCSU
Allison Ansher, Health Department
Lisa Fouser, Parent Representative
Elijah Johnson, Assistant County Executive
Wendy Martin-Johnson, PWCS
Carl Street, Youth for Tomorrow (Private Provider)

Others Present:

Georgia Bachman, Deputy Director CS
Jessica Webb, DSS CSA
Julie Arquette, DSS CSA
Ron Pannell, PWCS
Shazia Chughtai, DSS CSA
She'la White, DSS CSA

Open Meeting:

Courtney Tierney, Chair, opened the meeting at 2:06 PM.

Approve Minutes from November 17, 2022, were presented. **MOTION** to approve as presented. [KK motion, CS seconded; AA & EJ abstain].

Expenditures and budget review – presented by Courtney Tierney

- Budget – FY23 YTD, was reviewed.
- Expenditures – **MOTION** to approve expenditure approvals from 11/14/22 – 1/13/23. [AA motion, KK seconded].

Quarterly Utilization Review

- **RTC Status** – presented by She'la White. Residential report is attached.
- **SPED Private Day School Status** – presented by Julie Arquette. Private Day report is attached.

CSA Division Report – presented by Jessica Webb

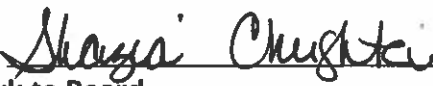
- FY23 YTD CQI report, was presented and is attached.
- CSA Symposium – The CSA Symposium will be held on March 15 at Northern Virginia Community College – Annandale. The theme will be “30 years of CSA.”
- JARC – The JARC was officially dissolved through board resolution on December 6, 2022.
- Residential Treatment Reporting Memo – Each CPMT is responsible for establishing a procedure for reporting to the state when there are youth who require residential treatment and a placement does

not occur within 30 days. This has to be reported quarterly to the department of behavioral health. She'la White will be monitoring the reporting for PWC CSA cases.

- Legislative Agenda – HB2018 is the only bill at this time that pertains directly to CSA, and deals with information sharing and a confidentiality exception. There is no update on the private day rate implementation at this time.
- Provider Contracts – CSA staff propose a 3-year contract for vendors in the upcoming contract cycle with licenses, rates and insurance still being updated annually during the contract period. PWC Procurement agrees as does DSS management. CPMT agreed by consensus.
- “Tell Me Something Good” – We had a youth who was in placement for over 700 days and has now transitioned to a waiver home in a community setting to support their long-term needs.

CLOSURE

Courtney Tierney closed the meeting at 2:47 PM. Next meeting is on February 16, 2023.

APPROVED: 
Clerk to Board

CSA PROGRAM SUMMARY

(as of December 31, 2022)

| | | FY23 Budget | YTD Actuals | Balance | Proj. FY23 Revenue | Variance to Budget |
|------------------------------------|--|----------------------|---------------------|----------------------|----------------------|---------------------|
| State (includes Medicaid Holdback) | | \$ 17,511,517 | \$ 5,513,671 | \$ 11,997,846 | \$ 13,571,242 | \$ 3,940,275 |
| PWC - Public Schools | | \$ 311,501 | \$ 329,799 | \$ (18,298) | \$ 329,799 | \$ - |
| Revenue Total | | \$ 17,823,018 | \$ 5,843,470 | \$ 11,979,548 | \$ 13,901,041 | \$ 3,940,275 |

| CSA Program | CSA Category | FY23 Budget | YTD Actuals | Balance | Proj. FY23 Expenditures | |
|---------------------------------|--------------------------------------|----------------------|---------------------|----------------------|-------------------------|---------------------|
| Admin | Admin | \$ 461,487 | \$ 295,505 | \$ 165,982 | \$ 461,487 | \$ - |
| Admin Total | | \$ 461,487 | \$ 295,505 | \$ 165,982 | \$ 461,487 | \$ - |
| COMMUNITY BASED | 2F - FC Prevention Non-Residential | \$ 2,165,171 | \$ 291,363 | \$ 1,873,808 | \$ 1,700,000 | \$ 465,171 |
| | 2F1 - FC Prevention Non-Residential | \$ 122,755 | \$ 52,257 | \$ 70,499 | \$ 150,000 | \$ (27,245) |
| | 2G - Special Education - Private Day | \$ 14,145,009 | \$ 5,883,790 | \$ 8,261,219 | \$ 14,500,000 | \$ (354,991) |
| | 2h - Wraparound Services - SPED | \$ 110,520 | \$ 661 | \$ 109,860 | \$ 1,000 | \$ 109,520 |
| | 3 - Non-Mandated CB Service | \$ 779,745 | \$ 306,258 | \$ 473,487 | \$ 500,000 | \$ 279,745 |
| COMMUNITY BASED Total | | \$ 17,323,200 | \$ 6,534,328 | \$ 10,788,872 | \$ 16,851,000 | \$ 472,200 |
| FOSTER CARE | 2a - Therapeutic FC IV-E | \$ 84,144 | \$ 59,553 | \$ 24,591 | \$ 150,000 | \$ (65,856) |
| | 2a1 - Therapeutic FC | \$ 514,656 | \$ 169,602 | \$ 345,054 | \$ 375,000 | \$ 139,656 |
| | 2a2 - Therapeutic FC (NCFC & PA) | \$ - | \$ - | \$ - | \$ - | \$ - |
| | 2c - FC IV-E | \$ 64,426 | \$ 125,515 | \$ (61,089) | \$ 250,000 | \$ (185,574) |
| | 2e - Family FC | \$ 1,228,678 | \$ 216,488 | \$ 1,012,190 | \$ 400,000 | \$ 828,678 |
| FOSTER CARE Total | | \$ 1,891,904 | \$ 571,158 | \$ 1,320,746 | \$ 1,175,000 | \$ 716,904 |
| RESIDENTIAL | 1a - FC & TFC IV-E | \$ 71,263 | \$ 64,951 | \$ 6,312 | \$ 150,000 | \$ (78,737) |
| | 1b - FC & TFC Non-IV-E | \$ 984,591 | \$ 263,902 | \$ 720,689 | \$ 700,000 | \$ 284,591 |
| | 1c - FC Prevention Residential | \$ 3,561,695 | \$ 169,749 | \$ 3,391,946 | \$ 225,000 | \$ 3,336,695 |
| | 1d - Non-Mandated Res Service | \$ - | \$ - | \$ - | \$ - | \$ - |
| | 1e - Special Education | \$ 2,247,347 | \$ 273,277 | \$ 1,974,070 | \$ 1,300,000 | \$ 947,347 |
| | 2i - Crisis Stabilization | \$ - | \$ - | \$ - | \$ - | \$ - |
| RESIDENTIAL Total | | \$ 6,864,896 | \$ 771,880 | \$ 6,093,016 | \$ 2,375,000 | \$ 4,489,896 |
| Expenditure Total | | \$ 26,541,488 | \$ 8,172,871 | \$ 18,368,616 | \$ 20,862,487 | \$ 5,679,000 |
| General Fund Tax Support | | \$ 8,718,470 | | | \$ 6,961,447 | \$ 1,757,023 |

CPMT Approval Table

Agency: CS

| FAPT Date | Case Manager | Client's Initials | Type Svcs* | Eligibility | Ser. Dates (start - end) | CM Request | FAPT Recommended | CPMT Approved | Comments |
|-----------------|----------------|-------------------|------------|-------------|--------------------------|---------------------|---------------------|---------------------|---------------|
| 11/15/2022 | Martinez | CCC | RTC | M | 12/01/22-02/28/23 | \$57,654.18 | \$57,654.18 | \$57,654.18 | |
| 11/15/2022 | Nguyen | IB | RTC | M | 11/15/22-02/28/23 | \$69,812.00 | \$69,812.00 | \$69,812.00 | |
| 11/16/2022 | Spence | BG | CB | FCP | 11/16/22-05/31/23 | \$4,503.00 | \$4,503.00 | \$4,503.00 | |
| 11/16/2022 | Alston | EM | CB | NM | 11/16/22-05/31/23 | \$8,330.00 | \$8,330.00 | \$8,330.00 | |
| 11/16/2022 | Martinez | AK | CB | FCP | 11/16/22-05/31/23 | \$900.00 | \$900.00 | \$900.00 | |
| 11/18/2022 | Alston | SS | CB | FCP | 11/18/22-05/31/23 | \$10,920.00 | \$10,920.00 | \$10,920.00 | |
| 11/29/2022 | Cimino-Hurt | DGE | CB | FCP | 12/01/22-01/16/23 | \$3,420.00 | \$3,420.00 | \$3,420.00 | |
| 11/29/2022 | Spence | AL | CB | NM | 11/29/22-03/31/23 | \$10,432.00 | \$10,432.00 | \$10,432.00 | |
| 11/29/2022 | Black | KMK | CB | FCP | 01/01/23-06/30/23 | \$7,540.00 | \$7,540.00 | \$7,540.00 | |
| 11/30/2022 | Spence | HH | CB | FCP | 11/30/22-05/31/23 | \$6,000.00 | \$6,000.00 | \$6,000.00 | |
| 11/30/2022 | Martinez | JM | RTC | M | 12/06/22-02/28/23 | \$53,285.60 | \$53,285.60 | \$53,285.60 | |
| 12/1/2022 | Alston | KF | RTC | M | 12/01/22-02/28/23 | \$51,443.48 | \$51,443.48 | \$51,443.48 | Admin Request |
| 12/6/2022 | Alston | CH | CB | FCP | 01/01/23-06/30/23 | \$6,359.60 | \$6,359.60 | \$6,359.60 | |
| 12/6/2022 | Walker | JJ | RTC | M | 12/06/22-02/28/23 | \$48,693.52 | \$48,693.52 | \$48,693.52 | |
| 12/6/2022 | Black | SS | RTC | M | 01/01/23-03/31/23 | \$58,504.21 | \$58,504.21 | \$58,504.21 | |
| 12/6/2022 | Martinez | TB | CB | FCP | 01/01/23-06/30/23 | \$8,580.00 | \$8,580.00 | \$8,580.00 | |
| 12/7/2022 | Spence | SC | CB | FCP | 01/01/23-06/30/23 | \$17,440.00 | \$17,440.00 | \$17,440.00 | |
| 12/7/2022 | Spence | KJ | CB | NM | 01/01/23-06/30/23 | \$7,540.00 | \$7,540.00 | \$7,540.00 | |
| 12/7/2022 | Walker | GG | CB | FCP | 01/01/23-06/30/23 | \$7,800.00 | \$7,800.00 | \$7,800.00 | |
| 12/7/2022 | Alston | BG | CB | FCP | 01/01/23-06/30/23 | \$43,137.12 | \$43,137.12 | \$43,137.12 | |
| 12/9/2022 | Nguyen | GJ | RTC | M | 01/01/23-03/31/23 | \$60,625.75 | \$60,625.75 | \$60,625.75 | |
| 12/13/2022 | Lockett | JT | CB | FCP | 01/01/23-06/30/23 | \$10,125.00 | \$10,125.00 | \$10,125.00 | |
| 12/13/2022 | Martinez | GO | RTC | M | 01/01/23-03/31/23 | \$54,625.10 | \$54,625.10 | \$54,625.10 | |
| 12/14/2022 | Vymetal-Taylor | QH | CB | FCP | 01/01/23-06/30/23 | \$9,750.00 | \$9,750.00 | \$9,750.00 | |
| 12/16/2022 | Vymetal-Taylor | JJ | RTC | M | 01/01/23-03/31/23 | \$31,050.00 | \$31,050.00 | \$31,050.00 | |
| 12/16/2022 | Vymetal-Taylor | KH | RTC | M | 01/01/23-03/31/23 | \$25,596.40 | \$25,596.40 | \$25,596.40 | |
| 12/16/2022 | Vymetal-Taylor | JC | CB | FCP | 12/16/22-03/31/23 | \$4,500.00 | \$4,500.00 | \$4,500.00 | |
| 12/16/2022 | Vymetal-Taylor | IR | RTC | M | 12/20/22-03/31/23 | \$40,653.12 | \$40,653.12 | \$40,653.12 | |
| 1/4/2023 | Vymetal-Taylor | JB | CB | FCP | 01/04/23-06/30/23 | \$15,600.00 | \$15,600.00 | \$15,600.00 | |
| 1/4/2023 | Spence | AN | CB | FCP | 01/04/23-06/30/23 | \$7,540.00 | \$7,540.00 | \$7,540.00 | |
| 1/4/2023 | Black | LHW | CB | FCP | 01/04/23-06/30/23 | \$5,460.00 | \$5,460.00 | \$5,460.00 | |
| 1/4/2023 | Alston | TT | RTC | M | 01/08/23-03/31/23 | \$29,050.00 | \$29,050.00 | \$29,050.00 | |
| 1/4/2023 | Alston | CGP | CB | FCP | 01/09/23-06/30/23 | \$8,100.00 | \$8,100.00 | \$8,100.00 | |
| 1/6/2023 | Alston | AW | RTC | M | 01/06/23-02/28/23 | \$33,596.06 | \$33,596.06 | \$33,596.06 | Admin Request |
| 1/11/2023 | Black | NLS | CB | FCP | 01/11/23-06/30/23 | \$6,990.00 | \$6,990.00 | \$6,990.00 | |
| 1/11/2023 | Black | AH | CB | FCP | 01/11/23-06/30/23 | \$9,000.00 | \$9,000.00 | \$9,000.00 | |
| Total CS | | | | | | \$834,556.14 | \$834,556.14 | \$834,556.14 | |

Agency: CSU

| FAPT Date | Case Manager | Client's Initials | Type Svcs* | Eligibility | Ser. Dates (start - end) | CM Request | FAPT Recommended | CPMT Approved | Comments |
|------------------|--------------|-------------------|------------|-------------|--------------------------|---------------------|---------------------|---------------------|---------------|
| 11/16/2022 | Lambert | MDM | RTC | M | 11/16/22-02/28/23 | \$65,493.45 | \$65,493.45 | \$65,493.45 | Admin Request |
| 11/18/2022 | Smith | DR | CB | FCP | 11/18/22-05/31/23 | \$3,400.00 | \$3,400.00 | \$3,400.00 | |
| 12/6/2022 | Sizer | ZM | RTC | M | 12/06/22-02/28/23 | \$54,591.57 | \$54,591.57 | \$54,591.57 | Admin Request |
| 12/6/2022 | Lambert | MT | CB | FCP | 12/06/22-05/31/23 | \$900.00 | \$900.00 | \$900.00 | |
| 12/14/2022 | Archibald | KM | CB | FCP | 01/01/23-06/30/23 | \$10,800.00 | \$10,800.00 | \$10,800.00 | |
| 1/11/2023 | Rodriguez | JVV | RTC | M | 02/01/23-04/30/23 | \$32,221.00 | \$32,221.00 | \$32,221.00 | |
| 1/12/2023 | Porter | JM | RTC | M | 01/16/23-04/30/23 | \$68,343.45 | \$68,343.45 | \$68,343.45 | Admin Request |
| 1/13/2023 | Porter | LB | RTC | M | 01/16/23-04/30/23 | \$60,082.20 | \$60,082.20 | \$60,082.20 | Admin Request |
| Total CSU | | | | | | \$295,831.67 | \$295,831.67 | \$295,831.67 | |

Agency: DSS

| FAPT Date | Case Manager | Client's Initials | Type Svcs* | Eligibility | Ser. Dates (start - end) | CM Request | FAPT Recommended | CPMT Approved | Comments |
|------------------|--------------|-------------------|------------|-------------|--------------------------|---------------------|---------------------|---------------------|---------------|
| 11/15/2022 | Wittenberg | MT | CB | FCP | 12/01/22-05/31/23 | \$3,510.00 | \$3,510.00 | \$3,510.00 | |
| 11/15/2022 | Wittenberg | CT | CB | FCP | 12/01/22-05/31/23 | \$3,510.00 | \$3,510.00 | \$3,510.00 | |
| 11/15/2022 | Govan | ZM | CB | M | 12/01/22-05/31/23 | \$6,071.26 | \$6,071.26 | \$6,071.26 | |
| 11/16/2022 | Annand | TGM | CB | M | 11/16/22-05/31/23 | \$8,292.00 | \$8,292.00 | \$8,292.00 | |
| 11/16/2022 | Grant | KR | CB | FCP | 11/16/22-05/31/23 | \$340.00 | \$340.00 | \$340.00 | |
| 11/18/2022 | Grant | ME | CB | FCP | 11/18/22-05/31/23 | \$8,800.00 | \$8,800.00 | \$8,800.00 | |
| 11/29/2022 | Wittenberg | MH | CB | FCP | 11/29/22-05/31/23 | \$4,725.00 | \$4,725.00 | \$4,725.00 | |
| 11/29/2022 | Conley | JF | RTC | M | 12/01/22-02/28/23 | \$53,320.10 | \$53,320.10 | \$53,320.10 | |
| 11/29/2022 | Annand | KS | CB | M | 12/01/22-12/17/22 | \$6,411.07 | \$6,411.07 | \$6,411.07 | |
| 11/30/2022 | McMullen | CP | CB | M | 12/01/22-05/31/23 | \$39,087.28 | \$39,087.28 | \$39,087.28 | |
| 11/30/2022 | Conley | BC | CB | M | 12/01/22-05/31/23 | \$45,400.00 | \$45,400.00 | \$45,400.00 | |
| 11/30/2022 | Conley | KF | RTC | M | 12/01/22-02/28/23 | \$51,397.40 | \$51,397.40 | \$51,397.40 | |
| 12/7/2022 | Springfield | CP | CB | FCP | 12/07/22-05/31/23 | \$4,340.00 | \$4,340.00 | \$4,340.00 | |
| 12/8/2022 | Combs | SB | RTC | M | 12/08/22-02/28/23 | \$65,198.00 | \$65,198.00 | \$65,198.00 | |
| 12/13/2022 | Pena | AOA | CB | FCP | 01/01/23-06/30/23 | \$10,125.00 | \$10,125.00 | \$10,125.00 | |
| 12/13/2022 | Pena | OOA | CB | FCP | 01/01/23-06/30/23 | \$2,700.00 | \$2,700.00 | \$2,700.00 | |
| 12/13/2022 | Wooten | KB | RTC | M | 12/13/22-02/28/23 | \$3,000.00 | \$3,000.00 | \$3,000.00 | Admin request |
| 12/16/2022 | Thompson | RML | RTC | M | 12/16/22-01/31/23 | \$16,062.00 | \$16,062.00 | \$16,062.00 | |
| 12/16/2022 | Wittenberg | ER | CB | FCP | 12/16/22-06/30/23 | \$5,250.00 | \$5,250.00 | \$5,250.00 | |
| 12/16/2022 | McMullen | LGZ | CB | M | 01/01/23-06/30/23 | \$17,320.00 | \$17,320.00 | \$17,320.00 | |
| 1/10/2023 | Smith | MOF | CB | FCP | 01/10/23-06/30/23 | \$1,660.00 | \$1,660.00 | \$1,660.00 | |
| 1/11/2023 | Annand | MB | CB | M | 02/01/23-06/30/23 | \$53,616.50 | \$53,616.50 | \$53,616.50 | |
| 1/13/2023 | Hawks | JR | RTC | M | 02/01/23-04/30/23 | \$37,735.50 | \$37,735.50 | \$37,735.50 | |
| 1/13/2023 | Devers | KT | CB | FCP | 02/01/23-06/30/23 | \$6,530.00 | \$6,530.00 | \$6,530.00 | |
| Total DSS | | | | | | \$454,311.11 | \$451,401.11 | \$454,401.11 | |

CPMT Approval Table

Agency: PWCS

| FAPT Date | Case Manager | Client's Initials | Type Svcs* | Eligibility | Ser. Dates (start - end) | CM Request | FAPT Recommended | CPMT Approved | Comments |
|-------------------|--------------|-------------------|------------|-------------|--------------------------|---------------------|---------------------|---------------------|---------------|
| 11/15/2022 | Naples | EM | CB | NM | 12/01/22-05/31/23 | \$4,000.00 | \$4,000.00 | \$4,000.00 | |
| 11/16/2022 | Raymo | LR | CB | FCP | 11/16/22-05/31/23 | \$1,420.00 | \$1,420.00 | \$1,420.00 | |
| 11/16/2022 | Raymo | MB | CB | FCP | 11/16/22-05/31/23 | \$7,875.00 | \$7,875.00 | \$7,875.00 | |
| 11/18/2022 | Orr | ESS | CB | NM | 11/18/22-05/31/23 | \$4,230.00 | \$4,230.00 | \$4,230.00 | |
| 11/18/2022 | Danner | CMV | CB | NM | 12/01/22-05/31/23 | \$7,020.00 | \$7,020.00 | \$7,020.00 | |
| 11/18/2023 | Raymo | CC | CB | NM | 12/01/22-03/31/23 | \$2,250.00 | \$2,250.00 | \$2,250.00 | |
| 11/18/2022 | Naples | LL | CB | FCP | 12/01/22-05/31/23 | \$2,784.60 | \$2,784.60 | \$2,784.60 | |
| 11/22/2022 | Orr | ACP | CB | NM | 11/22/22-05/31/23 | \$6,508.00 | \$6,508.00 | \$6,508.00 | Admin request |
| 11/29/2022 | Abramson | GB | CB | NM | 12/01/22-05/31/23 | \$2,760.00 | \$2,760.00 | \$2,760.00 | |
| 11/29/2022 | Abramson | AB | CB | FCP | 12/01/22-05/31/23 | \$17,466.00 | \$17,466.00 | \$17,466.00 | |
| 12/6/2022 | Orr | SSA | CB | NM | 01/01/23-06/30/23 | \$4,780.00 | \$4,780.00 | \$4,780.00 | |
| 12/7/2022 | Orr | CRL | CB | FCP | 01/01/23-06/30/23 | \$29,416.40 | \$29,416.40 | \$29,416.40 | |
| 12/9/2022 | Naples | HF | CB | FCP | 12/09/22-04/30/23 | \$41,622.40 | \$41,622.40 | \$41,622.40 | |
| 12/13/2022 | Raymo | KR | CB | FCP | 01/01/23-06/30/23 | \$3,520.00 | \$3,520.00 | \$3,520.00 | |
| 12/13/2022 | Raymo | KH | CB | FCP | 01/01/23-06/30/23 | \$34,990.40 | \$34,990.40 | \$34,990.40 | |
| 12/13/2022 | Naples | SR | CB | NM | 01/01/23-06/30/23 | \$7,150.00 | \$7,150.00 | \$7,150.00 | |
| 12/16/2022 | Naples | RGG | CB | FCP | 01/01/23-06/30/23 | \$17,654.00 | \$17,654.00 | \$17,654.00 | |
| 1/3/2023 | Abramson | KRR | CB | NM | 01/03/23-06/30/23 | \$22,725.00 | \$22,725.00 | \$22,725.00 | |
| 1/3/2023 | Abramson | PB | CB | NM | 01/03/23-06/30/23 | \$15,048.00 | \$15,048.00 | \$15,048.00 | |
| 1/3/2023 | Naples | JW | CB | FCP | 01/03/23-06/30/23 | \$39,622.40 | \$39,622.40 | \$39,622.40 | |
| 1/10/2023 | Naples | AW | CB | FCP | 01/10/23-06/30/23 | \$42,022.40 | \$42,022.40 | \$42,022.40 | |
| 8/23/22 | CCS | AN | IEP | mand | 8/21/22-6/30/23 | \$68,990.40 | \$68,990.40 | \$68,990.40 | |
| 9/1/22 | CCS | DRM | IEP | mand | 9/1/22-10/31/23 | \$11,503.05 | \$11,503.05 | \$11,503.05 | |
| 9/20/22 | CCS | AH | IEP | mand | 9/20/22-6/30/23 | \$53,511.84 | \$53,511.84 | \$53,511.84 | |
| 10/20/22 | CCS | JP | IEP | mand | 10/20/22-6/30/23 | \$65,181.98 | \$65,181.98 | \$65,181.98 | |
| 10/26/22 | CCS | CS | IEP | mand | 10/26/22-6/30/23 | \$60,685.00 | \$60,685.00 | \$60,685.00 | |
| 10/27/22 | CCS | JR | IEP | mand | 10/27/22-6/30/23 | \$25,500.00 | \$25,500.00 | \$25,500.00 | |
| 11/1/22 | CCS | DRM | IEP | mand | 11/1/22-6/30/23 | \$49,551.60 | \$49,551.60 | \$49,551.60 | |
| 11/9/22 | CCS | AO | IEP | mand | 11/9/22-6/30/23 | \$43,065.00 | \$43,065.00 | \$43,065.00 | |
| 11/28/22 | CCS | PC | IEP | mand | 11/28/22-6/30/23 | \$55,413.66 | \$55,413.66 | \$55,413.66 | |
| 11/29/22 | CCS | DB | IEP | mand | 11/29/22-6/16/23 | \$39,029.68 | \$39,029.68 | \$39,029.68 | |
| 1/13/2023 | Naples | NB | CB | NM | 02/01/23-06/30/23 | \$40,500.00 | \$40,500.00 | \$40,500.00 | |
| Total PWCS | | | | | | \$827,796.81 | \$827,796.81 | \$827,796.81 | |

Grand Total \$2,412,495.73 \$2,409,585.73 \$2,412,585.73

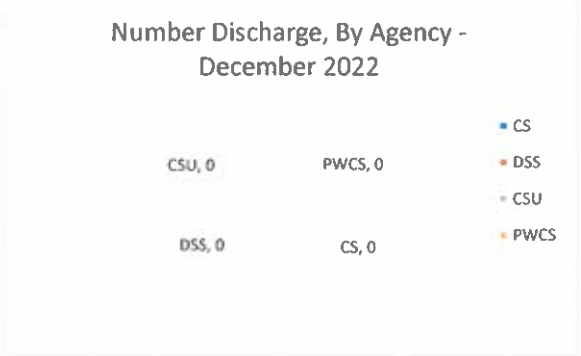
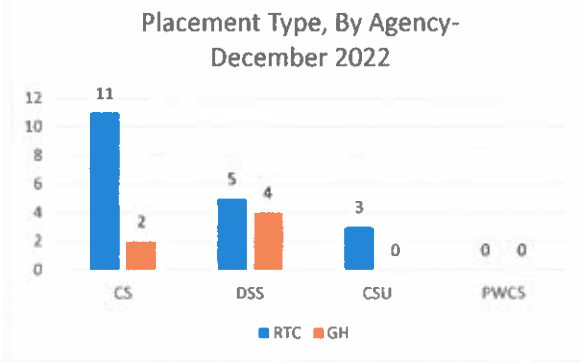
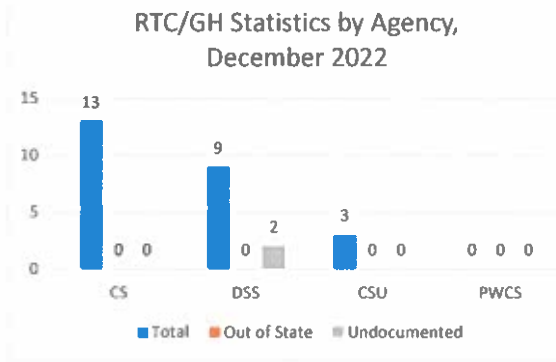
CPMT Chair - Courtney Tierney

Signature: 

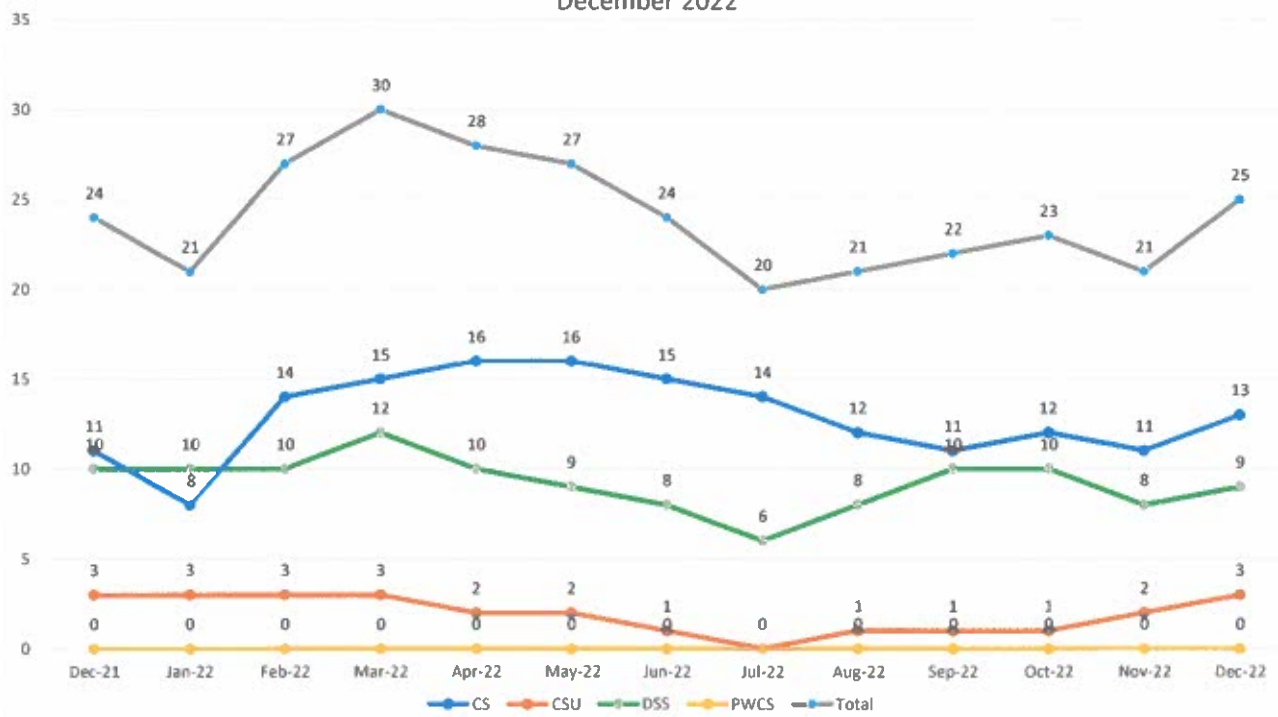
Date: Jan. 19, 2023

Residential Treatment Center Status

RTC/GH Total: 25 (12/31/22)

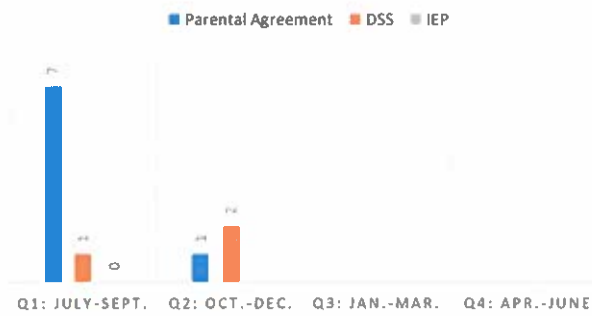


Monthly Residential Count
December 2022

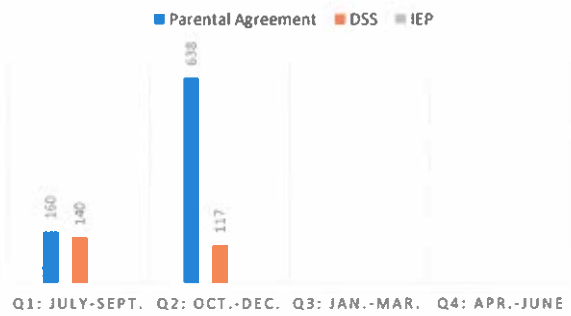


Quarterly RTC Report: October-December 2022

**FY23 NUMBER OF DISCHARGES,
BY PLACEMENT TYPE**



**FY23 LENGTH OF STAY, IN
DAYS, BY PLACEMENT TYPE**



PRIVATE DAY SCHOOL ENROLLMENT PER QUARTER SUMMARY

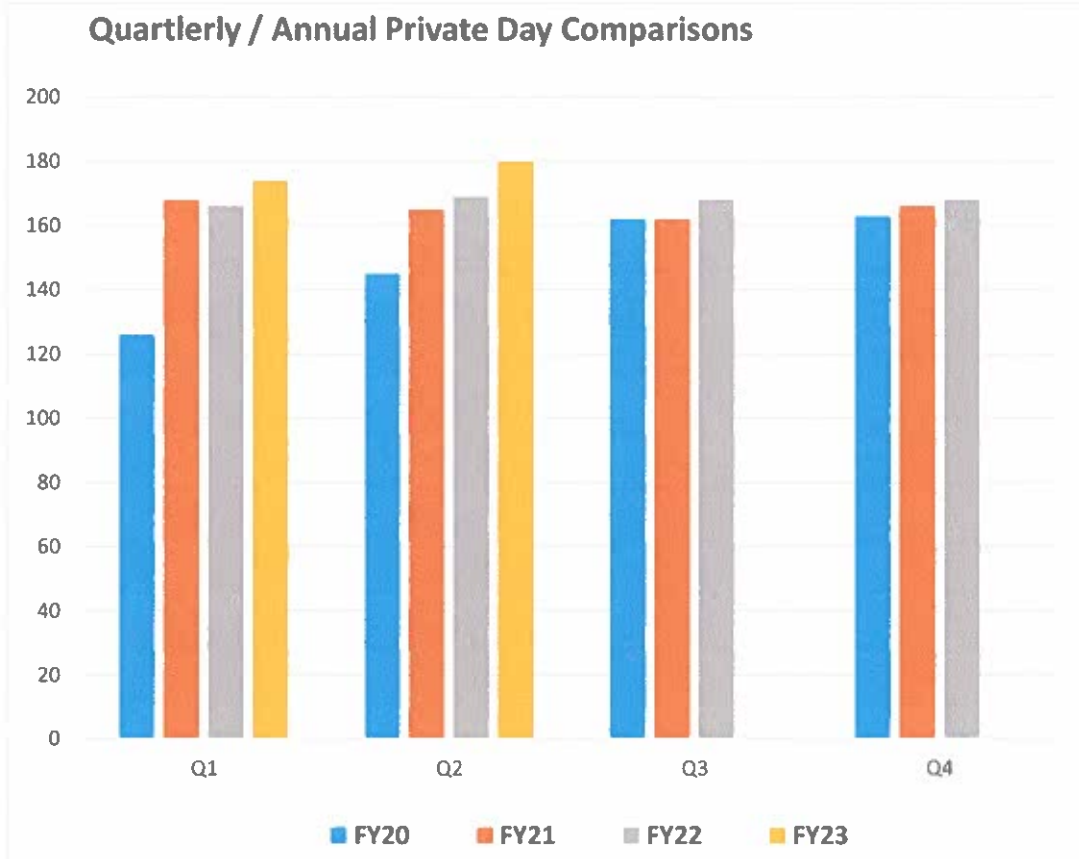


Chart Data # students per quarter

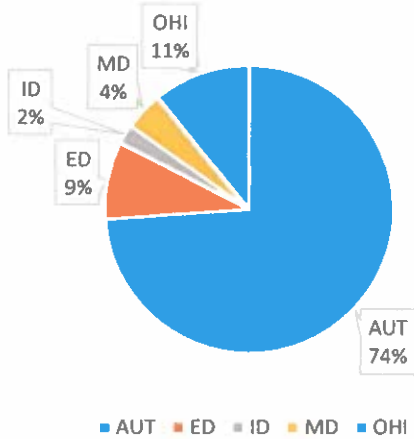
| | FY20 | FY21 | FY22 | FY23 |
|----|------|------|------|------|
| Q1 | 126 | 168 | 166 | 174 |
| Q2 | 145 | 165 | 169 | 180 |
| Q3 | 162 | 162 | 168 | |
| Q4 | 163 | 166 | 168 | |

FY23 demonstrates slight increase over past FYs

Students in Private Day School per IEP

FY23 Q2

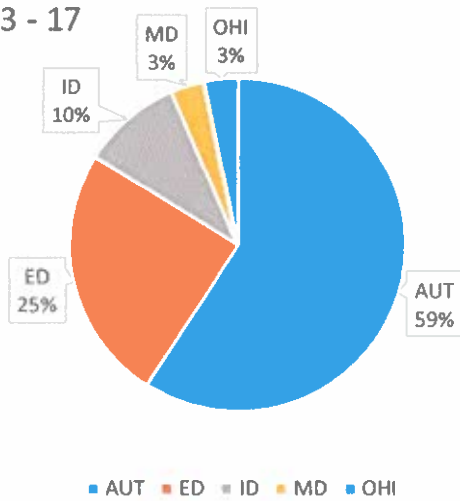
Ages 7 to 12



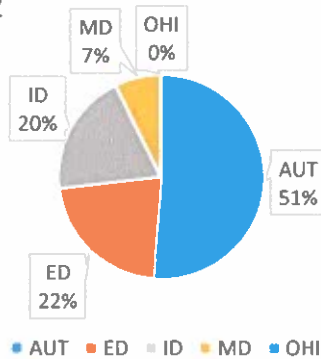
Private Day Observation:
Percentage of students w/Autism decreases as they age; ID and ED increase with age per charts.

All Student Totals:
Autism 110
Emotional Disab. 36
Intellectual Disab. 18
Multiple Disab. 8
Other Health Impair. 8
Total: 180

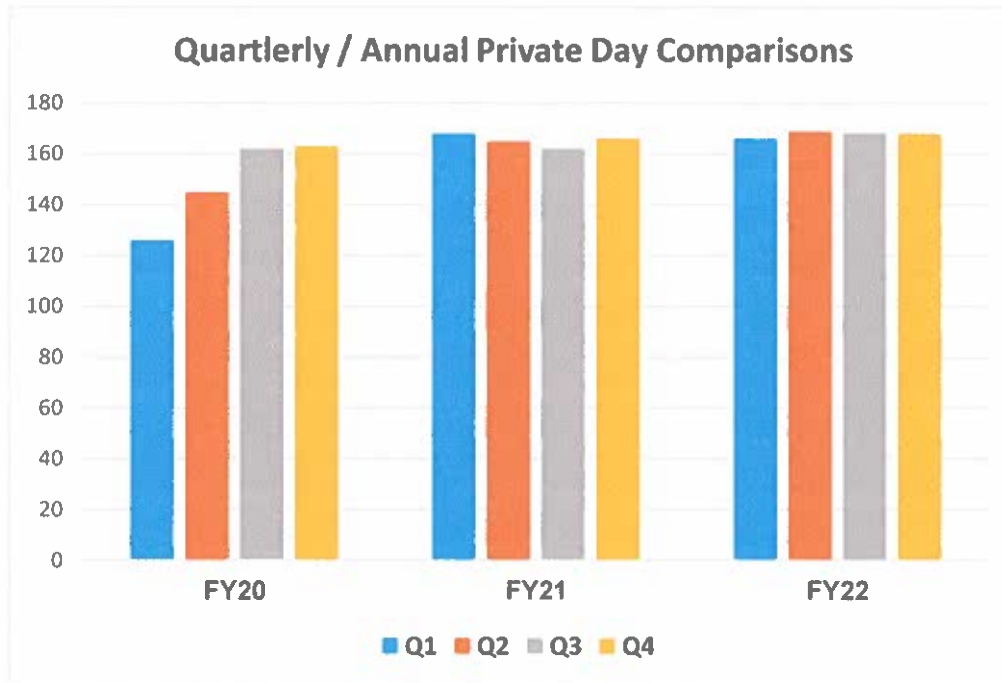
Ages 13 - 17



Ages 18 to 22



PRIVATE DAY SCHOOL ENROLLMENT PER QUARTER SUMMARY



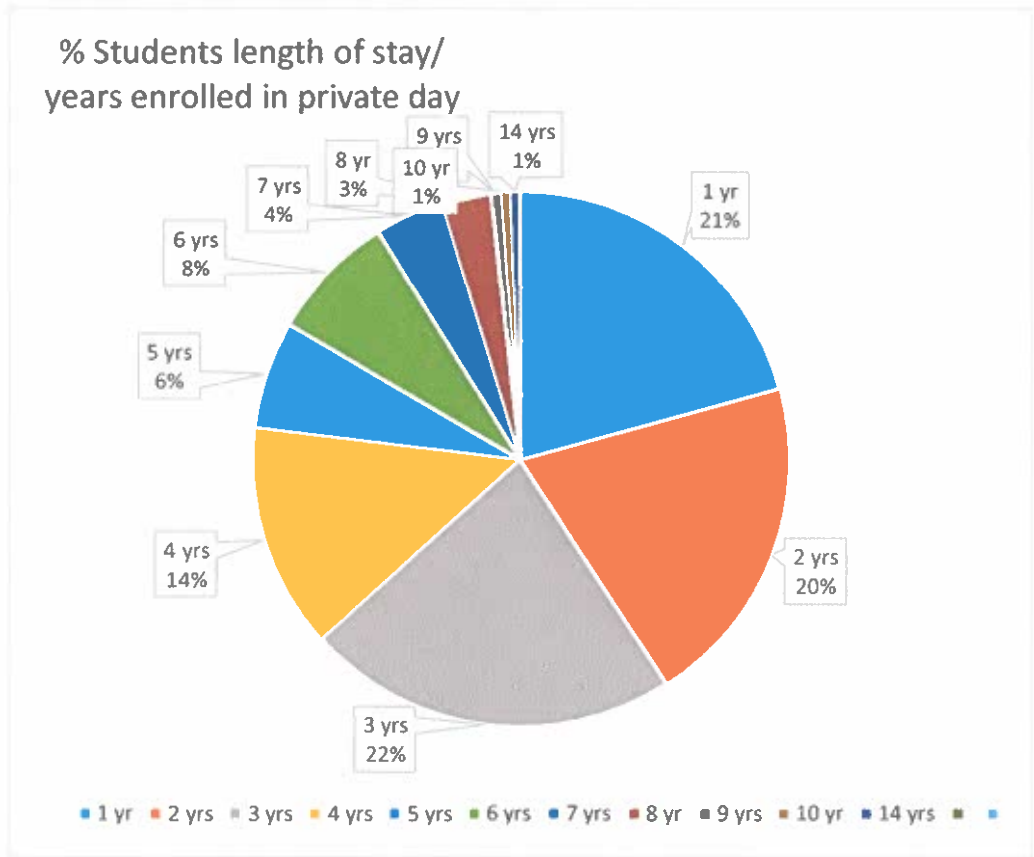
| Chart Data | | FY20 | FY21 | FY22 | FY23 |
|------------|----|------|------|------|------|
| # students | Q1 | 126 | 168 | 166 | |
| | Q2 | 145 | 165 | 169 | |
| | Q3 | 162 | 162 | 168 | |
| | Q4 | 163 | 166 | 168 | |

ADMISSIONS -- through RTC stepdowns, CSA transfers, from PWCS

EXITS -- through school graduations, CSA transfers, RTC placement, 1 to home school

Review: private day summary - for length of stays (years)

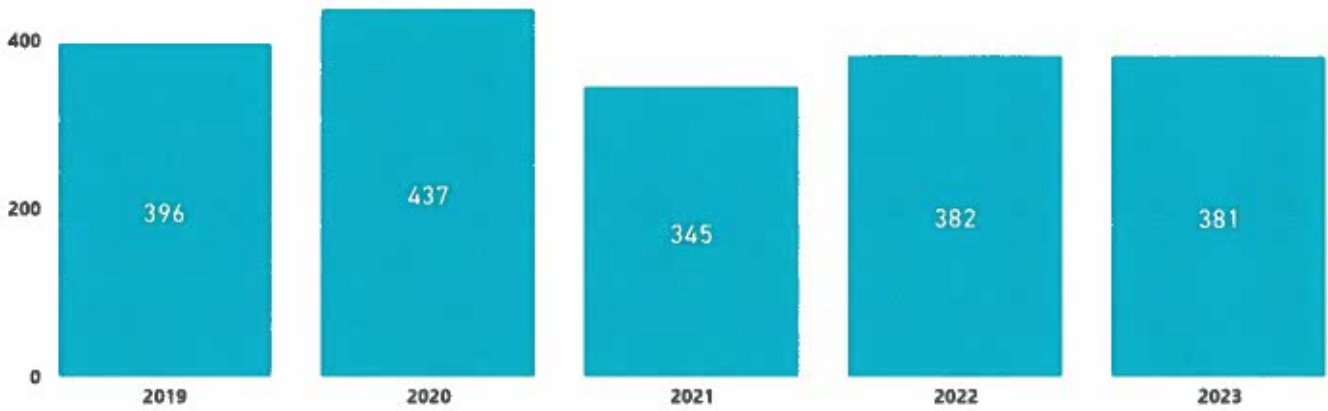
SUMMARY LENGTH OF STAY (LOS) PRIVATE DAY SCHOOL



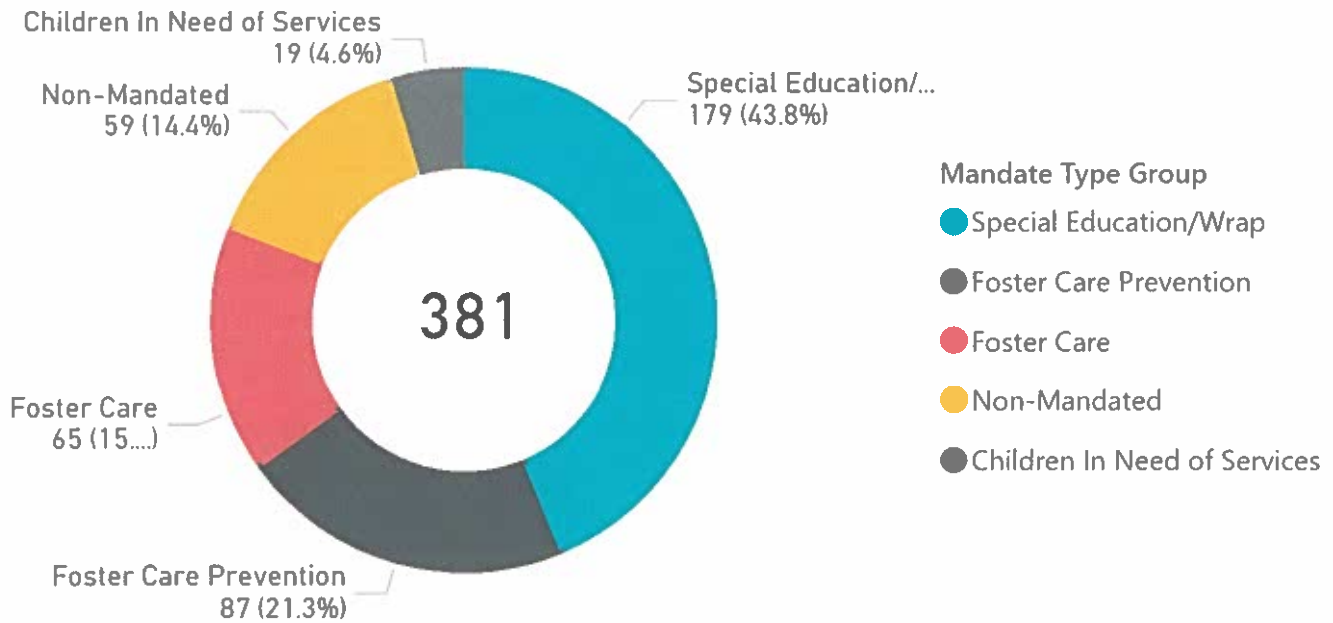
| #Years | Students enrolled in private day | |
|--------|----------------------------------|------------------|
| 1 yr | 35 | |
| 2 yrs | 34 | |
| 3 yrs | 38 | |
| 4 yrs | 23 | |
| 5 yrs | 11 | |
| 6 yrs | 13 | |
| 7 yrs | 7 | |
| 8 yr | 5 | |
| 9 yrs | 1 | > age 19, Autism |
| 10 yr | 1 | > age 22, Autism |
| 14 yrs | 1 | > age 20, Autism |

CPMT Data Report – 1/19/2023

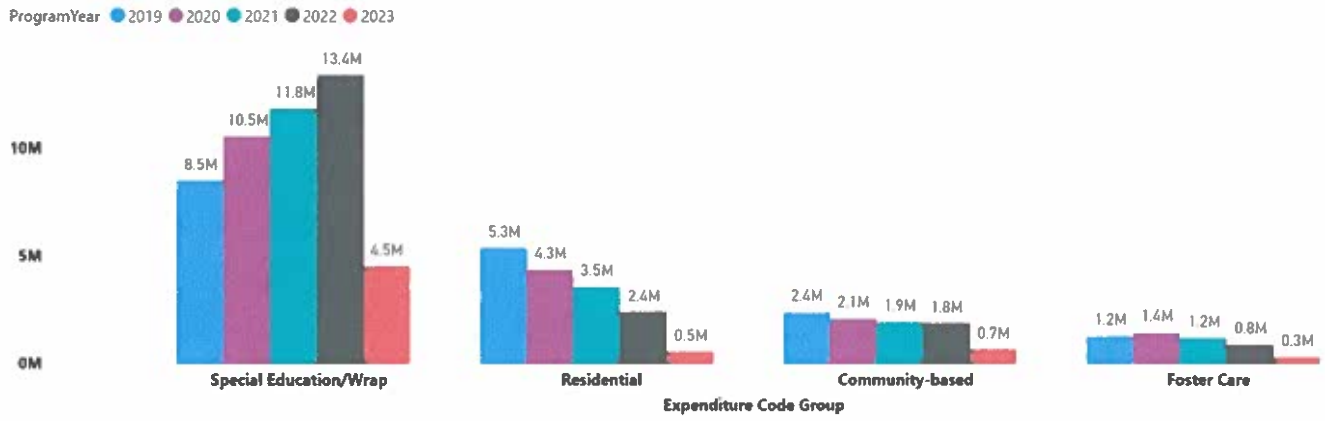
YTD Distinct Child Count Through 12/19



Distinct Child Count By Mandate Type



Total Net Expenditures By Expenditure Code





COMMONWEALTH of VIRGINIA

NELSON SMITH
COMMISSIONER

DEPARTMENT OF
BEHAVIORAL HEALTH AND DEVELOPMENTAL SERVICES

Post Office Box 1797
Richmond, Virginia 23218-1797

Telephone (804) 786-3921
Fax (804) 371-6638
www.dbhds.virginia.gov

December 19, 2022

Community Services Boards and Community Policy and Management Teams

Dear Partners,

This memo is to provide an update for Community Policy and Management Teams (CPMTs) and Community Services Boards on the Acute and Residential Reporting Forms for children and adolescents. This reporting is required by the Code of Virginia ([§ 37.2-507](#), [§ 37.2-308](#)). The information requested and the submission process for this report has been updated. Please read the entire memo for new reporting directions.

Directions for Acute Care Reporting:

1. A form must be completed whenever a CSB/CPMT member is aware a child or adolescent requires admission to an inpatient acute care facility, but admission is not obtained. A form may be completed immediately after the incident and at minimum shall be reported by the 10th day after the end of the quarter.
 - a. If the local CSB/BHA Emergency Services **was not** involved during the process (likely applies to voluntary youth only) then the CSB/CPMT member, based on local CPMT policy, will submit an Acute Care and Residential Treatment Report Form found here: [Acute and Residential Treatment Report Form](#)
 - i. When prompted enter your email address, your agency, all required information, and select acute care as the type of admission sought.
 - ii. Once all the required domains have been completed, hit submit on the Acute Care and Residential Treatment Report Form.
2. The above form **should not** be completed if the CSB/BHA Emergency Services is involved with the youth/adolescent.
 - a. If the CSB Emergency Services was involved during the process of seeking inpatient acute care, then the CSB Emergency Services staff will follow their CSB protocol and policies for submitting the report via the ES Exceptions Form. **If ES was involved and completed the ES Exceptions Form, there is no need to complete the Acute and Residential Treatment Report Form.**
 - b. Local policies should address how to determine if Emergency Services was involved and who is responsible for reporting on the youth.

Directions for Residential Treatment Reporting:

1. A form must be completed whenever a CSB/CPMT member is aware a child or adolescent requires admission to a residential treatment facility, but admission was not obtained in 30 days

of the request for admission. A form may be completed immediately after the incident and at minimum shall be reported by the 10th day after the end of the quarter.

2. The Acute Care and Residential Treatment Report Form can be found here: [Acute and Residential Treatment Report Form](#)
 - a. When prompted enter your email address, your agency, all required information, and select residential treatment as the type of admission sought.
 - b. Once all the required domains have been completed, hit submit on the Acute Care and Residential Treatment Report Form.

Each locality should consider how the new format for reporting impacts current policy and procedures around completing these reports and update the policies and procedures accordingly to ensure timely submission of incidents and prevent duplication of submissions.

Any questions on the new reporting format can be sent to Karen Grabowski at k.grabowski@dbhds.virginia.gov.

Sincerely,



Nina Marino, MSW, LCSW
Director, Office of Child and Family Services
Division of Community Behavioral Health

Cc: Karen Grabowski, LPC
Child and Adolescent Program Specialist

Bill Howard, LCSW
Acting Assistant Commissioner Crisis Services