

Nonprofit arts and cultural organizations are vital contributors to the region's economic, civic, and educational fabric. They create jobs, stimulate dialogue, and improve quality of life. The report below represents data from Cultural Data Profiles completed as of 10/30/2020 submitted for each organization.

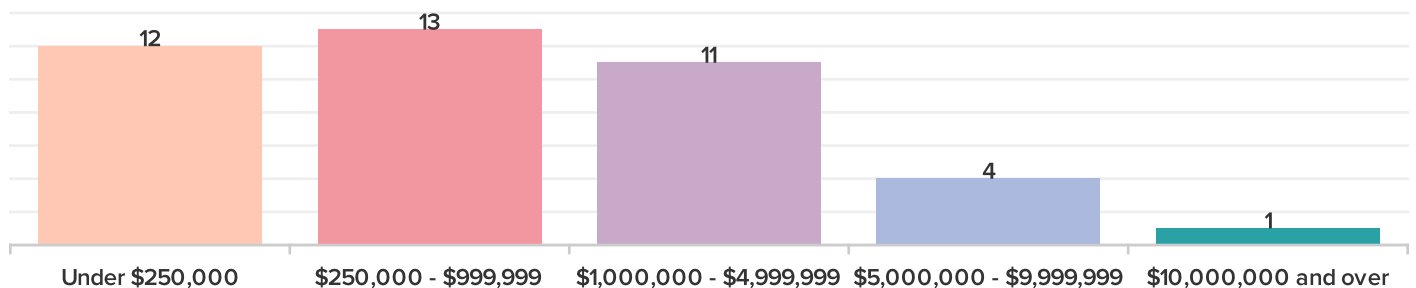
Fiscal Year: 2019

Number of Organizations: 41

## Participating Organizations

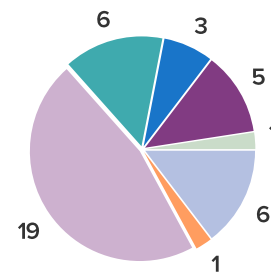
This report represents data from cultural nonprofits that participate in DataArts, a nonprofit organization that collects and disseminates high-quality longitudinal data to support decision-making and to strengthen the performance, vitality and impact of the arts and culture sector. Any nonprofit arts and cultural organization may participate.

### Organizations by Budget Size (Total Expenses)



### Organizations by Discipline

- Broadcast, Media, and Literary Arts
- Education
- Performing Arts
- Unknown/Unclassified
- Community
- Museums, Visual Arts, and History
- Support and Advocacy



## Employment

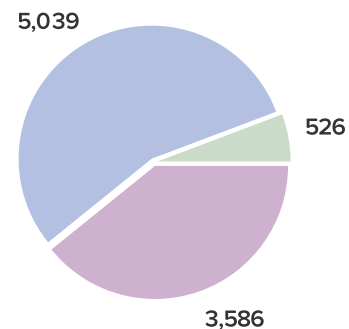
The arts and cultural sector is an important employer in our community, providing jobs for a wide range of professionals – from artists and accountants to zoologists.

Total Paid Positions  
(Full time, part time, independent contractors)

# 3,586

Total FTEs	521.88
Total volunteers	5,039
Total board members	526

### Total Arts Workforce



■ Board members ■ Volunteers ■ Paid positions

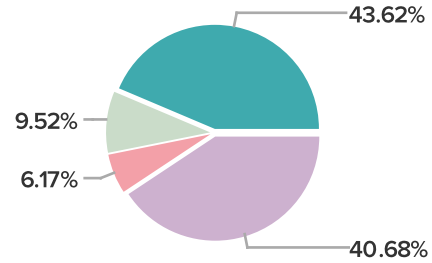
## Direct Expenditures

Arts and cultural organizations have significant direct economic impact on our community. In particular, salaries and benefits, which go to local residents, and physical plant costs (repairs, rent, etc.), which typically go to local businesses, are direct expenditures that benefit the local economy.

Total Direct Expenditures

# \$73,393,698

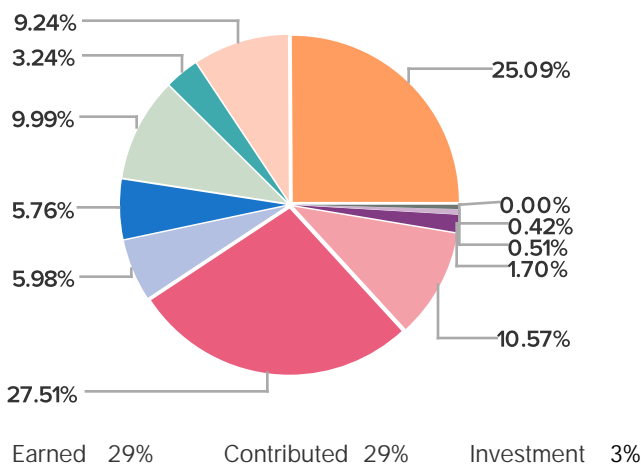
Salary & benefits	\$32,016,955
Payments to non-staff contractors, performers etc.	\$6,989,004
Occupancy expenses	\$4,529,454
All other expenses	\$29,858,285



## Revenue

Total unrestricted revenue: \$49,928,990

Total revenue (including funds restricted for future use or otherwise not available for operations): \$68,717,608



Total earned revenue operating - program	\$16,618,770
Total earned revenue operating - non-program	\$6,121,133
Investment income operating	\$2,146,332
Individual	\$6,615,528
Board	\$3,814,972
Corporate	\$3,960,880
Foundation	\$18,219,697
Government - City	\$7,000,486
Government - County	\$1,123,092
Government - State	\$338,656
Government - Federal	\$277,689
Government - Tribal	\$0

Figures may not add up to 100% due to rounding and reclassification/transfers.

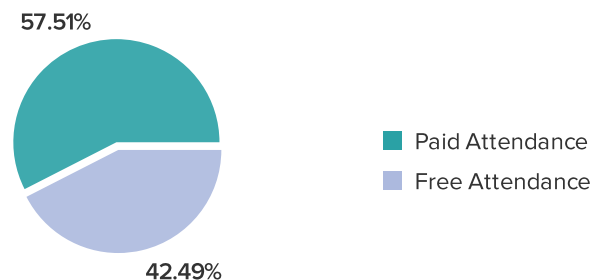
## Attendance and Participation

The arts and cultural sector provides high-quality experiences that make the community a better, more enjoyable place in which to live, and a more attractive location for businesses and in-demand workers. Many programs are an essential part of this community's commitment to families, life-long learning and 21st-century education for children and youth. Arts and cultural offerings attract tourists, conferences, and other destination-seekers to the area. A high proportion of admissions are free.

Total Attendance

# 1,803,739

Paid Attendance	1,037,410
Free Attendance	766,329



## Criteria

List: 1238152

Fiscal Year: 2019