

















**DEPARTMENT OF THE INTERIOR**

GOALS ACHIEVED	OVERALL GRADE
<b>4/5</b>	<ul style="list-style-type: none"> <li>• DOI achieved 59.39% exceeding its small business goal of 56.14% that was above the 23% Government-wide goal</li> <li>• This resulted in small business receiving \$205 million more than FY2006</li> <li>• DOI exceeded in all socio-economic goals with the exception of the SDVOSB goal</li> <li>• Although DOI did not achieve its SDVOSB goal, it did make progress in the amount of dollars</li> </ul>

SMALL BUSINESS GRADE				
	FY2006/FY2007 % GOAL	FY2006 SMALL BUSINESS ACHIEVEMENTS	FY2007 SMALL BUSINESS ACHIEVEMENTS	ACHIEVEMENT PROGRESS
 GREEN	56.14%	55.49% (\$1,389,190,017)	59.39% (\$1,594,489,772)	 GREEN

SOCIO-ECONOMIC GRADES				
	FY2006/FY2007 % GOAL	FY2006 SMALL BUSINESS ACHIEVEMENTS	FY2007 SMALL BUSINESS ACHIEVEMENTS	ACHIEVEMENT PROGRESS
SDB   GREEN	19.09%	17.58% (\$440,026,948)	21.25% (\$570,423,614)	 GREEN
WOSB   GREEN	6.66%	9.68% (\$242,139,479)	10.49% (\$281,532,391)	 GREEN
HUBZONE   GREEN	6%	9.91% (\$248,126,303)	11.26% (\$302,305,200)	 GREEN
SDVOSB   RED	3%	1.39% (\$34,751,126)	1.38% (\$37,143,876)	 GREEN

ACHIEVEMENT CRITERIA	
 GREEN	THE AGENCY MUST MEET 100% OF ITS GOAL
 YELLOW	THE AGENCY MUST MEET 90-99% OF ITS SMALL BUSINESS GOAL
 RED	THE AGENCY DID NOT MEET 90-99% OF ITS SMALL BUSINESS GOAL

ACHIEVEMENT PROGRESS CRITERIA	
 GREEN	THE AGENCY MUST HAVE MADE THEIR GOAL OR MADE PROGRESS IN UNMET GOAL SINCE FY2006 (DOLLARS, PERCENTAGE, OR 3 YEAR ACHIEVEMENT AVERAGE (FY2005-FY2007)).
 YELLOW	THE AGENCY MUST MAKE PROGRESS IN UNMET GOAL. FY2007 GOAL ACHIEVEMENT DOLLARS OR PERCENTAGE IS WITHIN 10% OF FY2006 ACHIEVEMENT OR 3 YEAR ACHIEVEMENT AVERAGE (FY2005-FY2007).
 RED	THE AGENCY DID NOT MAKE PROGRESS IN UNMET GOAL