

















DEPARTMENT OF THE INTERIOR

GOALS ACHIEVED	OVERALL GRADE
4/5	<ul style="list-style-type: none"> • DOI exceeded its small business goal and all socio-economic goals with the exception of the SDVOSB goal • Although DOI did not achieve its SDVOSB goal, it did make progress in the amount of dollars

SMALL BUSINESS GRADE				
	FY2008/FY2009 % GOAL	FY2007 SMALL BUSINESS ACHIEVEMENTS	FY2008 SMALL BUSINESS ACHIEVEMENTS	ACHIEVEMENT PROGRESS
 GREEN	55.49%	59.39% (\$1,594,489,772)	55.20% (\$1,487,027,583) - Average dollars for 3 years equals \$1,493,098,310	 RED

SOCIO-ECONOMIC GRADES				
	FY2008/FY2009 % GOAL	FY2007 SMALL BUSINESS ACHIEVEMENTS	FY2008 SMALL BUSINESS ACHIEVEMENTS	ACHIEVEMENT PROGRESS
SDB  GREEN	5%	21.25% (\$570,423,614)	19.65% (\$529,320,025)	 GREEN
WOSB  GREEN	5%	10.49% (\$281,532,391)	10.64% (\$286,680,968)	 GREEN
HUBZONE  GREEN	3%	11.26% (\$302,305,200)	10.12% (\$272,700,396)	 RED
SDVOSB  YELLOW	3%	1.38% (\$37,143,876)	2.48% (\$66,944,871)	 GREEN

ACHIEVEMENT CRITERIA	
 GREEN	THE AGENCY MUST MEET 100% OF ITS GOAL
 YELLOW	THE AGENCY MUST MEET 90-99% OF ITS SMALL BUSINESS GOAL
 RED	THE AGENCY DID NOT MEET 90-99% OF ITS SMALL BUSINESS GOAL

ACHIEVEMENT PROGRESS CRITERIA	
 GREEN	THE AGENCY MUST HAVE MADE THEIR GOAL OR MADE PROGRESS IN UNMET GOAL SINCE FY2007 (DOLLARS, PERCENTAGE, OR 3 YEAR ACHIEVEMENT AVERAGE (FY2005-FY2007)).
 YELLOW	THE AGENCY MUST MAKE PROGRESS IN UNMET GOAL. FY2008 GOAL ACHIEVEMENT DOLLARS OR PERCENTAGE IS WITHIN 10% OF FY2007 ACHIEVEMENT OR 3 YEAR ACHIEVEMENT AVERAGE (FY2005-FY2007).
 RED	THE AGENCY DID NOT MAKE PROGRESS IN UNMET GOAL