



# COSMOdern: an HST/COS Monitoring System for the Contemporary

Camellia R. Magness, James White, Dzhuliya Dashtamirova, Thomas Ake, Gisella De Rosa, Serge Dieterich, William J. Fischer, Andrew J. Fox, Elaine M. Frazer, Bethan L. James, Robert Jedrzejewski, Cristina M. Oliveira, Rachel Plesha, Julia Roman-Duval, Kate Rowlands, David J. Sahnaw, Ravi Sankrit, David Soderblom  
Space Telescope Science Institute



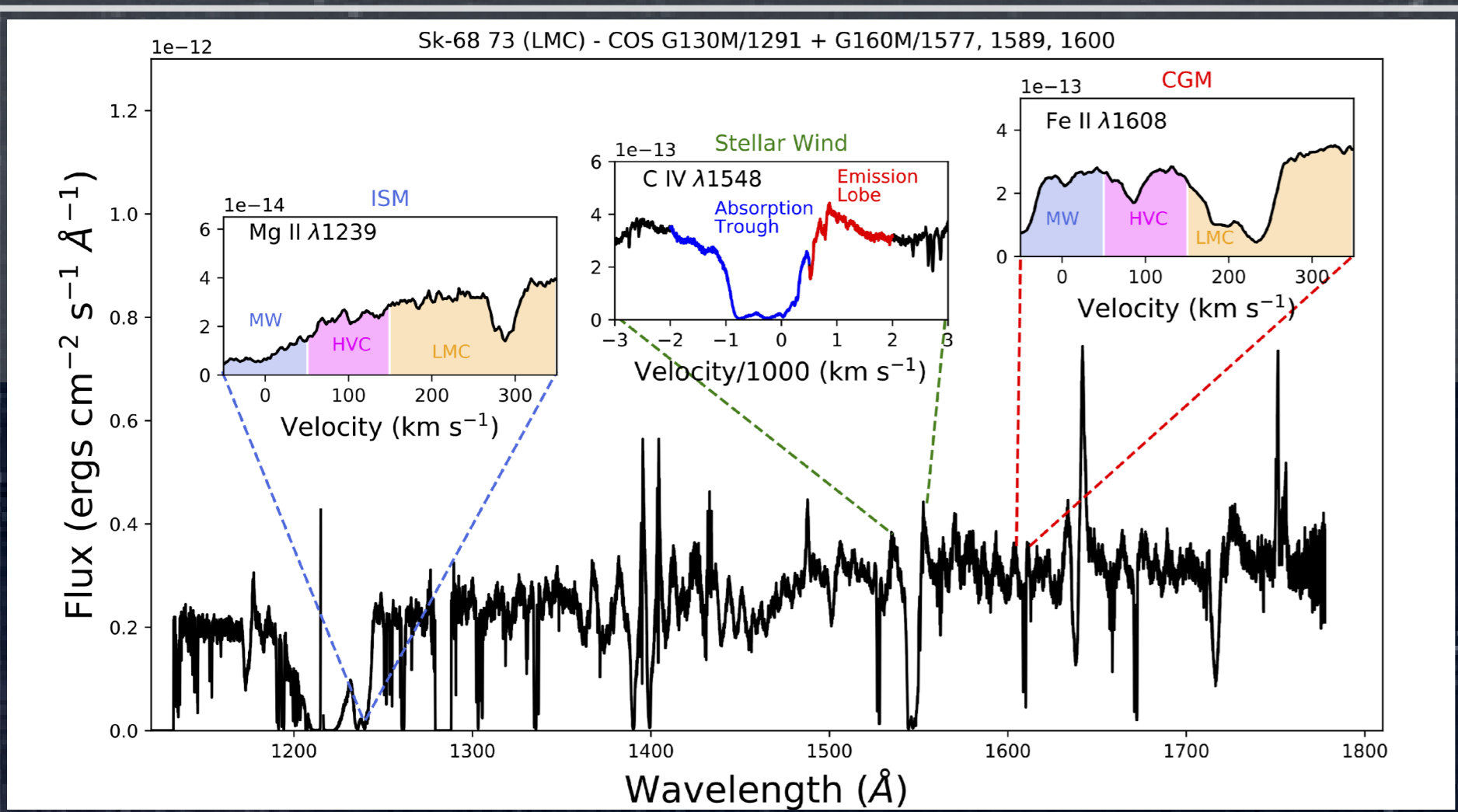
## The Hubble Space Telescope

## and the Cosmic Origins Spectrograph

The **Cosmic Origins Spectrograph (COS)** was installed on the **Hubble Space Telescope (HST)** in May 2009. COS performs high-sensitivity, medium- and low-resolution spectroscopy of astronomical objects in the 815-3200 Å wavelength range. COS significantly enhances the spectroscopic capabilities of HST at ultraviolet wavelengths, providing observers across astronomy with unparalleled opportunities for observing faint sources of ultraviolet light.

The primary science objectives of the instrument are the study of the origins of large scale structure in the universe, the formation and evolution of galaxies, the origin of stellar and planetary systems, and the interstellar and intergalactic mediums.

Below. A COS spectrum of Wolf-Rayet star Sk-68 73 in the Large Magellanic Cloud.



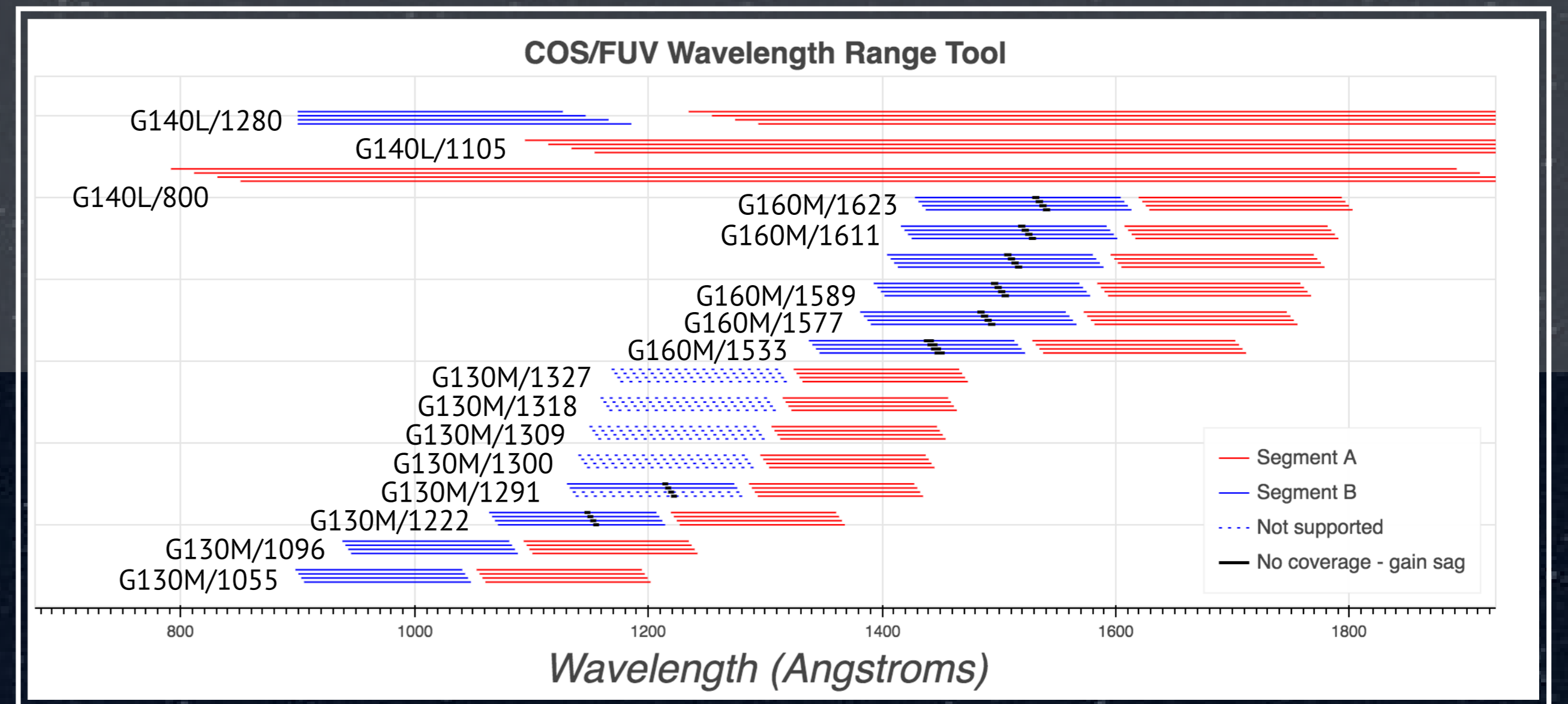
## COS Monitoring

### and the COS 2025 Initiative

As HST and COS hold importance for the astronomical community, and with no planned future servicing missions to the telescope, the COS 2025 Initiative represents the interests of retaining the scientific capabilities of the instrument until 2025 and ideally beyond. The Far Ultraviolet (FUV) microchannel plate detectors are vulnerable to a decrease in gain over time with continued usage; restrictions were placed on what modes are available for use to limit the exposure to bright emission and thus slow the degradation of the detector while preserving scientific capability.

In addition to these restrictions and lifetime position changes (reconfiguring the optical paths for data to fall on pristine regions of the detector), **COS Monitoring (COSMO)** efforts have been paramount in extending the best scientific lifetime of the instrument. As the instrument ages and the landscape of software systems in astronomy evolves, it is both imperative and possible to build better and better systems with new tools that are more efficient and more targeted for our changing needs. It is with these ideas in mind and the availability of new tools that we set out to build an updated system.

Right. The COS/FUV Wavelength Range Tool is an interactive tool for the community to visualize all available modes and restrictions.



## The Next Iteration: Robustness, Efficiency, and Uniformity

### Starting with a simple API

All of the important elements that require routine monitoring on COS come from various data file types. This means that a standardized system for monitoring these elements is extremely important for keeping the system future proof and robust. Our new system emphasizes this by creating a simple set of guidelines for all monitors that, at the simplest level, are organized as Monitors and DataModels, set by a separate **monitor-framework** package.

### The Impact of

### Dynamic Visualization

The conclusions we are able to draw from our monitoring rely heavily on visualizing our results in an impactful and efficient manner. This is most obviously seen in updates made to our FUV dark monitor, beyond employing interactive plots. Both the legacy monitoring system (*below, top*) and the active system (*below, bottom*) plot the dark rate computed on the detector over time, with the solar radio flux in an accompanying subplot. The dark rate has long been established to vary with the solar cycle (*as seen by the tall spikes*), but it was difficult to assess where the unusual variation was coming from (*red circles*) until we separated the monitor into subplots corresponding to different regions of the detector. From this analysis, we were able to determine the edges of the detector exhibited abnormal dark behavior, while the remainder of the detector followed trends as expected. This led us to redefine background regions for spectral extraction and improve on the methodology used in the COS calibration pipeline.

### Data Model

Represents the monitor's interface with the data necessary for that monitor; defines how new data is acquired and then stored in the database.

### Monitor

Must be defined with an associated model; uses the database to access the data, perform computations & analysis, and produce output.

### An Organized and Open-Source System

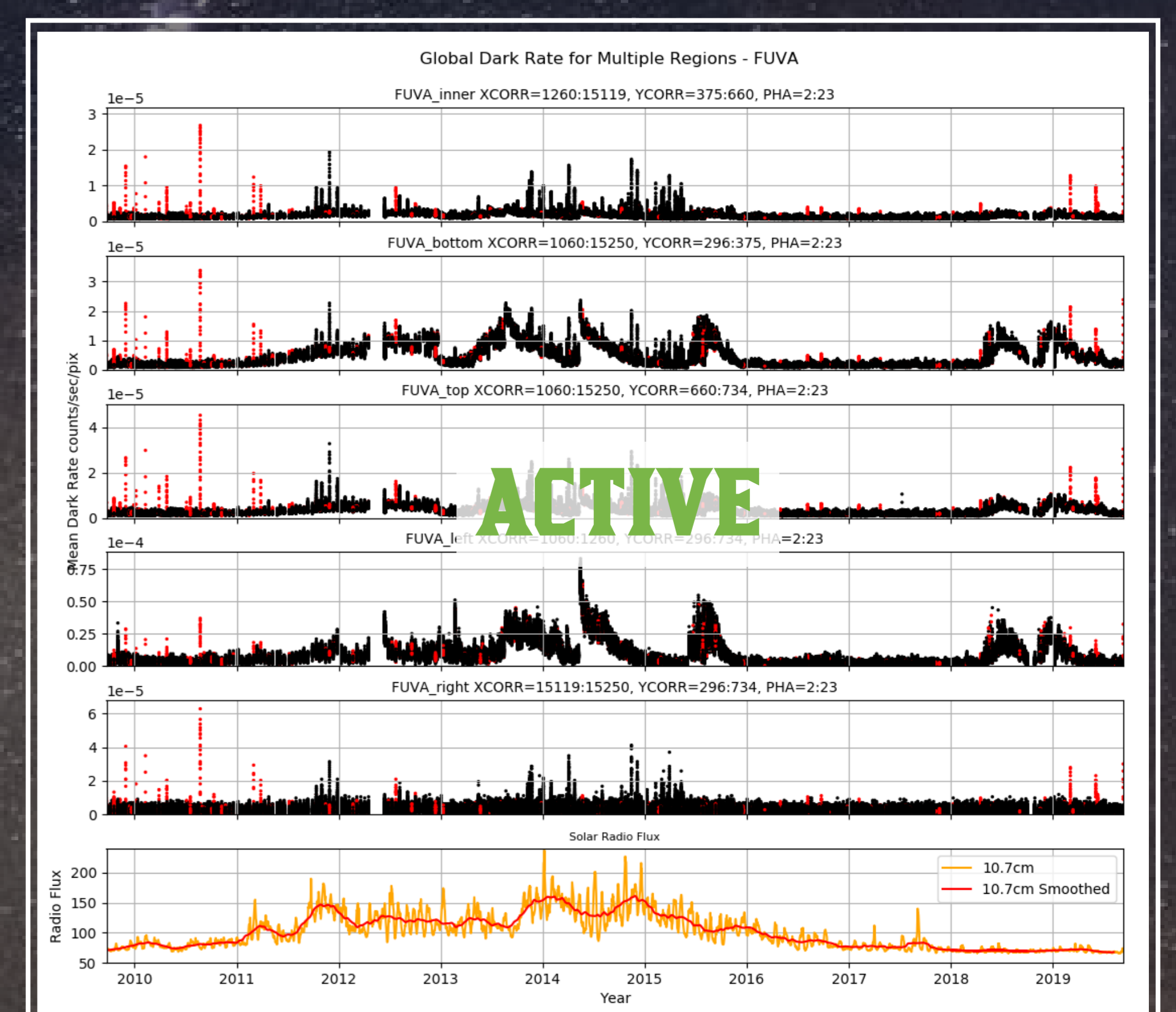
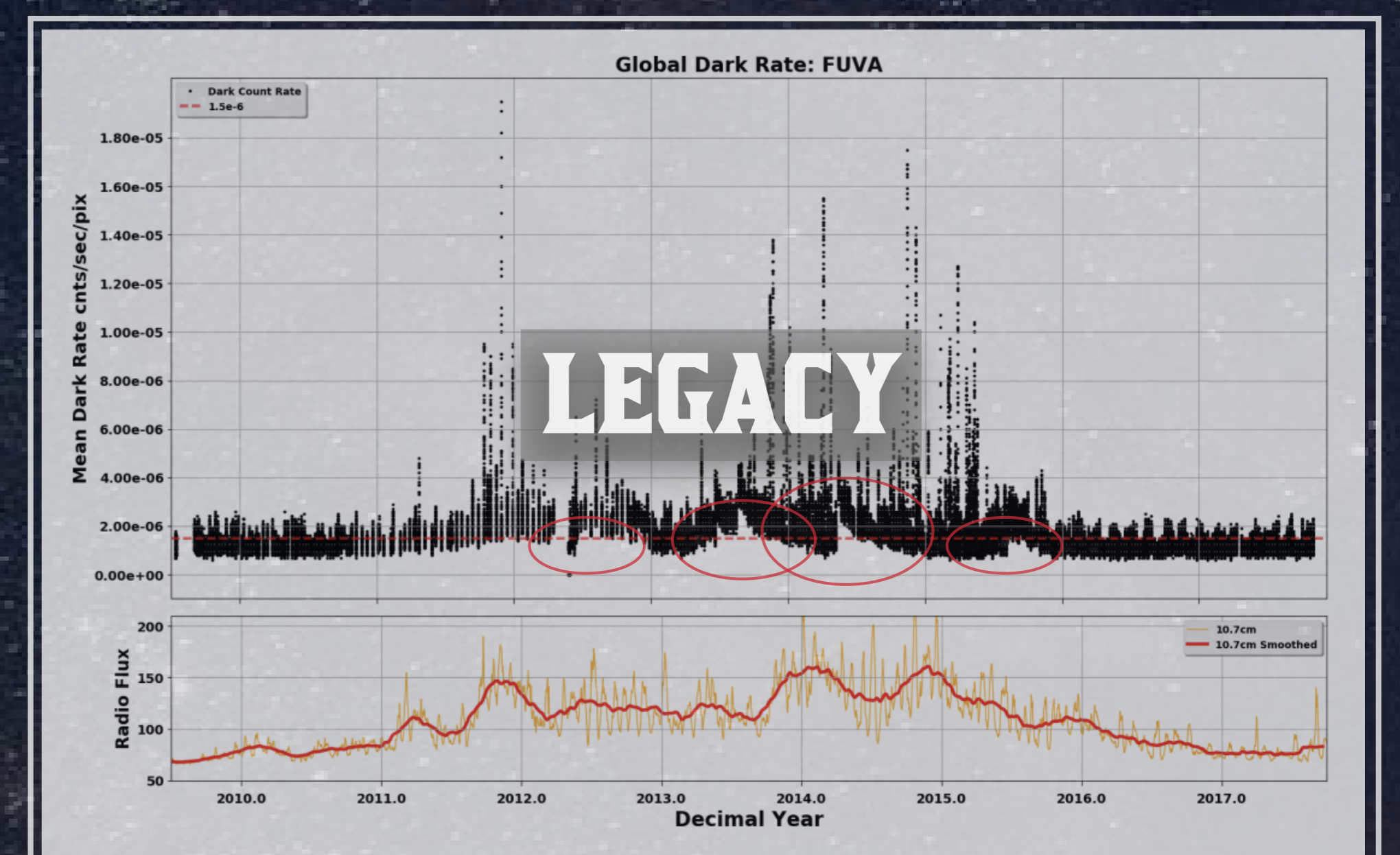
A modern system means modern practices. For pythonic software systems that means build tests, code coverage, documentation, version control, and open source software. Find us continuing to build on GitHub!

[github.com/spacetelescope/monitor-framework/](https://github.com/spacetelescope/monitor-framework/)  
[github.com/spacetelescope/cosmo/](https://github.com/spacetelescope/cosmo/)

### State-of-the-art

### building blocks

These aren't your kid's legos. As the python software empire booms, state-of-the-art, well-established packages have become available to us for use in updating our system.



### cosmo/

- cosmo/
- monitors/
- data\_models
- monitors
- retrieval/
- \*legacy system for collecting all COS data\*
- sms/
- \*database building for internal HST scheduling files\*
- helper modules
- docs/
- tests/
- coverage, build, setup files

**dask** is an advanced library for parallel computing in python; easily used and important for processing large amounts of data

**plotly** is a visualization tool for interactive and dynamic plots, allowing us to capture a lot of information in one plot. check out the demo!

**peewee** is a lightweight manager for SQL that makes working with databases a lot easier and provides the foundation for data models

### References

1. The COS Team. "Cosmic Origins Spectrograph." *STScI*, 17 June 2019, [www.stsci.edu/hst/cos/calibration/](http://www.stsci.edu/hst/cos/calibration/).
2. Dashtamirova, D., et al. 2019, COS ISR 2019-11, "Changes in the COS/FUV Dark Rate: Impact on the Monitoring Program and Background Regions"
3. Fix, M. B. 2018, COS ISR 2018-04, "Cycle 24 COS FUV Dark Monitor Summary"
4. White, James. "COSMO (COS Monitoring)". *COSMO (COS Monitoring) - COSMO 0.0.1 Documentation*, 2019, [spacetelescope.github.io/cosmo/](https://spacetelescope.github.io/cosmo/).
5. Taylor, Joanna, Ely, J., Fix, M., COSMO: Using Python and Databases to Monitor HST's Cosmic Origins Spectrograph. ADASS XXVI; Oct. 2016; Accepted and pending publication.
6. *Stars during Nighttime* [Photograph]. (2019). Retrieved Sep. 2019, from: <https://www.pexels.com/photo/nature-sky-night-milky-way-127577/>