



Sentinel Provider Network Influenza-Like Illness (ILI)¹ Surveillance Summary for the Week of November 8-14, 2020 (Week 46)

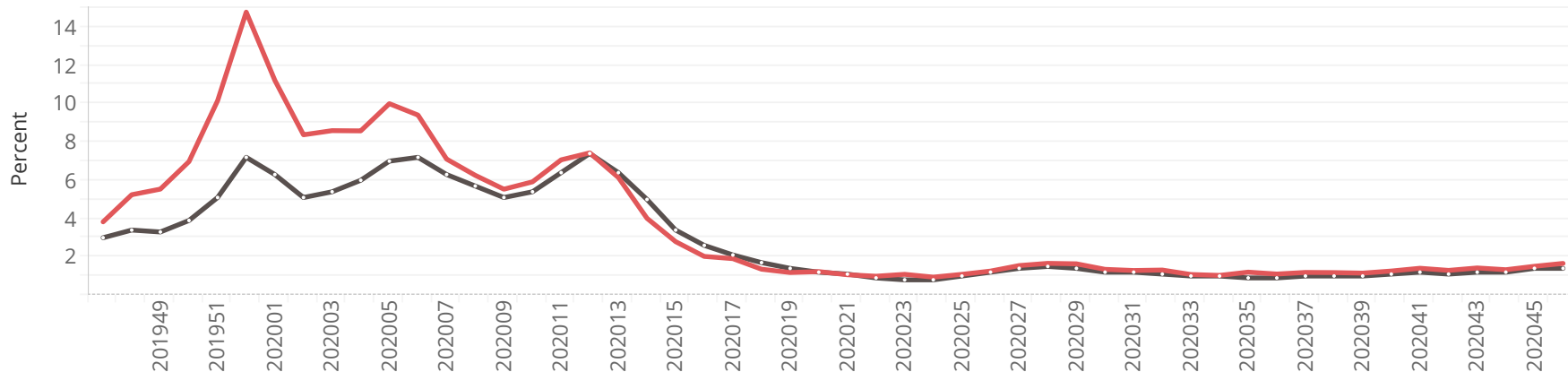
What is the Influenza-Like Illness Activity in Tennessee?

| Health Region | Sentinel Sites Reporting | Number of Patients Seen With ILI | Number of Patients Seen | % ILI |
|---------------|--------------------------|----------------------------------|-------------------------|-------|
| CHR | 6 | 47 | 1,859 | 2.5 |
| ETR | 9 | 36 | 2,528 | 1.4 |
| JMR | 1 | 44 | 1,961 | 2.2 |
| KKR | 2 | 12 | 2,437 | 0.5 |
| MCR | 23 | 81 | 5,838 | 1.4 |
| MSR | 9 | 177 | 8,050 | 2.2 |
| NDR | 13 | 83 | 6,019 | 1.4 |
| NER | 6 | 8 | 782 | 1.0 |
| SCR | 3 | 0 | 65 | 0.0 |
| SER | 6 | 40 | 1,446 | 2.8 |
| SUL | 3 | 21 | 1,402 | 1.5 |
| UCR | 13 | 1 | 509 | 0.2 |
| WTR | 11 | 0 | 265 | 0.0 |
| TN | 105 | 550 | 33,161 | 1.7 |

Influenza-Like Illness Activity Fast Facts:

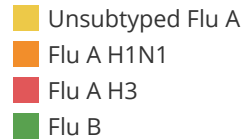
- The percentage of outpatients with ILI visiting the state's sentinel clinic sites was **1.7%**. The CDC baseline is 3.1%.
- There have been **0** pediatric influenza-related deaths this season.
- **0** pregnant women have died from influenza-related illness this season.

Percentage of Outpatient Visits Reported as Influenza-Like Illness by the **U.S.** and **Tennessee** ILINet, 2019 to 2020

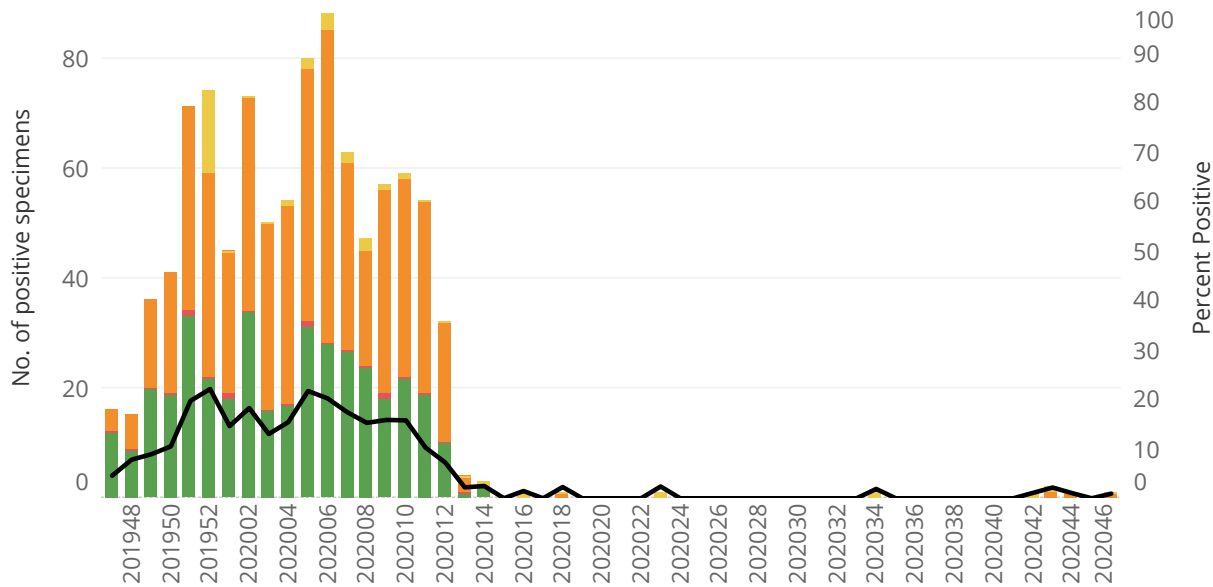


Sentinel Provider Network Influenza-Like Illness (ILI) Surveillance Summary for the Week of November 8-14, 2020 (Week 46)

What Influenza Strains are Circulating?



Specimen Testing Results, Tennessee



Influenza Circulation in Tennessee Fast Facts:

- To date, **107** specimens from **Week 46** have been tested by TDH Laboratory Services and two commercial laboratories that serve clinics across the state.
- 1** was positive for influenza virus.
- The most common strain of specimens tested was **influenza A**.
- 4** of Tennessee's 95 counties have had one or more influenza-positive result in the past 6 weeks.

What Respiratory Pathogens are Circulating?

| Week | Tested | Unsubtyped Flu A | Flu A H1N1 | Flu A H3 | Flu B | COVID 19 | RSV A | RSV B | Parafllu 1 | Parafllu 2 | Parafllu 3 | Parafllu 4 | Rhino | HMV | Adeno | Corona Oc43 | Corona NI63 | Corona 229E | Corona Hku1 |
|--------|--------|------------------|------------|----------|-------|----------|-------|-------|------------|------------|------------|------------|-------|-----|-------|-------------|-------------|-------------|-------------|
| 202046 | 107 | 0 | 1 | 0 | 0 | 1 | 0 | 0 | 0 | 0 | 0 | 0 | 1 | 0 | 0 | 0 | 0 | 0 | 0 |
| 202045 | 92 | 0 | 0 | 0 | 0 | 1 | 0 | 0 | 0 | 0 | 0 | 0 | 3 | 0 | 0 | 0 | 0 | 0 | 0 |
| 202044 | 96 | 0 | 1 | 0 | 0 | 0 | 0 | 0 | 0 | 0 | 0 | 0 | 2 | 0 | 0 | 0 | 0 | 0 | 0 |
| 202043 | 92 | 1 | 1 | 0 | 0 | 0 | 0 | 0 | 0 | 0 | 0 | 0 | 2 | 0 | 0 | 0 | 0 | 0 | 0 |
| 202042 | 92 | 1 | 0 | 0 | 0 | 0 | 0 | 0 | 0 | 0 | 0 | 0 | 2 | 0 | 0 | 0 | 0 | 0 | 0 |
| 202041 | 43 | 0 | 0 | 0 | 0 | 0 | 0 | 0 | 0 | 0 | 0 | 0 | 3 | 0 | 0 | 0 | 0 | 0 | 0 |

Reference Information for Sentinel Provider Network

1. Influenza-like illness (ILI) is defined as fever > 100° F (37.8° C) plus cough and/or sore throat, in the absence of a known cause (other than influenza). Classification of ILI is based upon symptoms only and does not require testing.

Important Information for Sentinel Providers

Sentinel Providers report ILI by the end of Tuesday following the end of the reporting week (<https://wwwn.cdc.gov/ilinet/>) and collect and ship specimens from ILI cases Monday through Thursday (maximum 10/week per provider). All Sentinel Provider specimens MUST be accompanied by the Influenza and Respiratory Viral Panel Submission form or testing will not be done. The Respiratory Viral Panel is only validated for nasopharyngeal (NP) specimens. Specimens collected from other sites cannot be tested.

Additional laboratory supplies may be obtained by completing the lab order supply form. To ensure the order is filled, please include the CDC Provider ID Code.

Contact Information

Submit weekly reports to: <https://wwwn.cdc.gov/ilinet/> OR Fax 888-232-1322

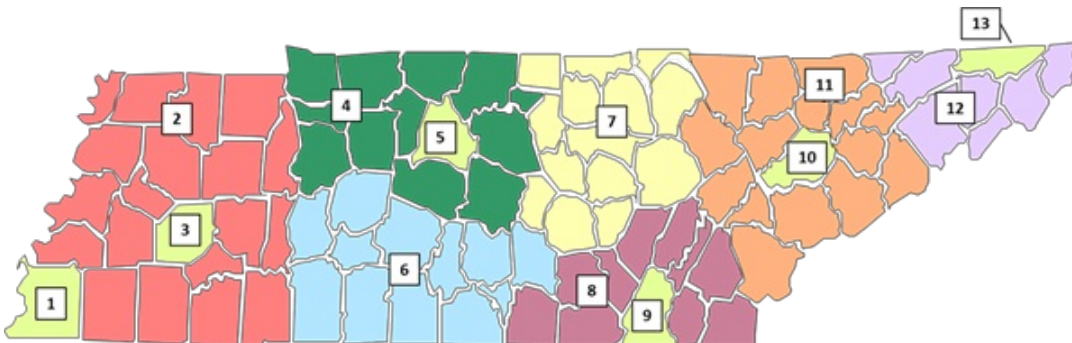
State Lab: Bryan Mason (Virology, Respiratory Viral Panel) 615-262-6300

SPN Questions:

State: Cassie Jones 800-404-3006 OR 615-741-7247

County/Region: Regional SPN Coordinator (see map)

Tennessee Sentinel Provider Network Coordinators



| | | |
|----|-----------------------------|--------------|
| 1 | Shelby County | 901-222-9239 |
| 2 | West TN Region | 731-421-6758 |
| 3 | Jackson-Madison County | 731-927-8535 |
| 4 | Mid-Cumberland Region | 615-650-7000 |
| 5 | Nashville-Davidson County | 615-340-5350 |
| 6 | South Central Region | 931-380-2532 |
| 7 | Upper Cumberland Region | 931-646-7505 |
| 8 | Southeast Region | 423-634-6065 |
| 9 | Chattanooga-Hamilton County | 423-209-8067 |
| 10 | Knoxville-Knox County | 865-215-5084 |
| 11 | East TN Region | 865-549-5287 |
| 12 | Northeast Region | 423-979-3200 |
| 13 | Sullivan County | 423-279-2868 |