



Sentinel Provider Network Influenza-Like Illness (ILI) Surveillance Summary for the Week of June 27, 2021 - July 3, 2021 (Week 26)

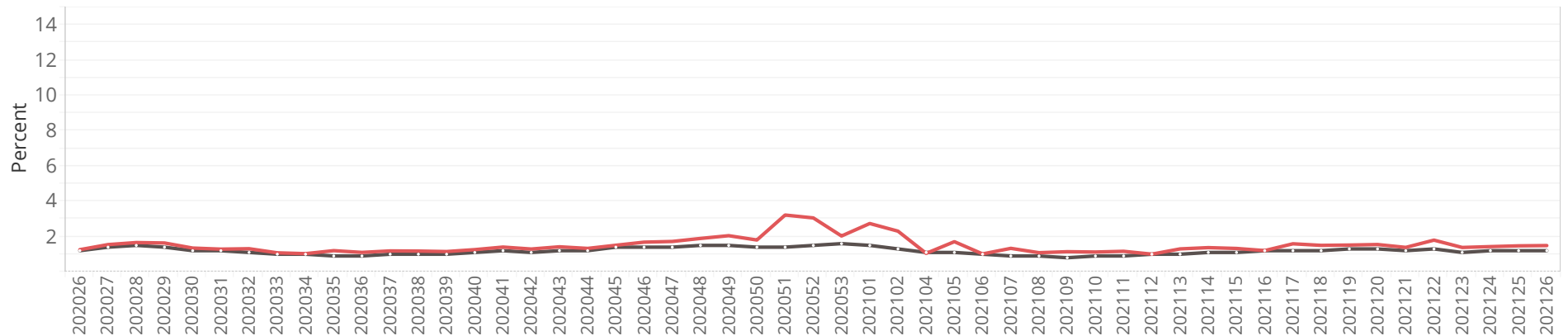
What is the Influenza-Like Illness Activity in Tennessee?

Health Region	Sentinel Sites Reporting	Number of Patients Seen With ILI	Number of Patients Seen	% ILI
CHR	6	17	1,810	0.9
ETR	9	25	2,663	0.9
JMR	2	121	2,555	4.7
KKR	2	11	2,490	0.4
MCR	23	68	6,734	1.0
MSR	13	239	9,424	2.5
NDR	12	38	6,196	0.6
NER	6	7	809	0.9
SCR	3	0	113	0.0
SER	6	10	1,303	0.8
SUL	3	11	1,693	0.6
UCR	14	0	533	0.0
WTR	11	0	380	0.0
TN	110	547	36,703	1.5

Influenza-Like Illness Activity Fast Facts:

- The percentage of outpatients with ILI visiting the state's sentinel clinic sites was **1.5%**. The CDC baseline is 3.1%.
- There have been **0** pediatric influenza-related deaths this season.
- **0** pregnant women have died from influenza-related illness this season.

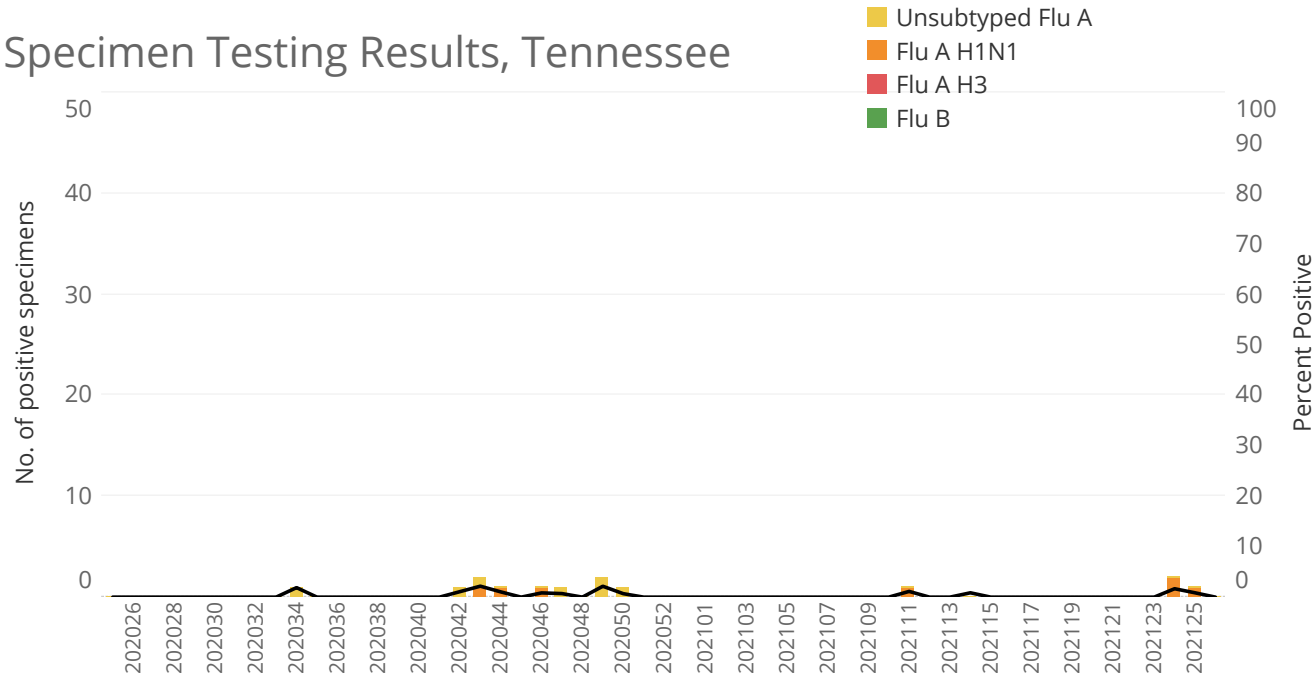
Percentage of Outpatient Visits Reported as Influenza-Like Illness by the **U.S.** and **Tennessee** ILINet, 2020 to 2021



Sentinel Provider Network Influenza-Like Illness (ILI) Surveillance Summary for the Week of June 27, 2021 - July 3, 2021 (Week 26)

What Influenza Strains are Circulating?

Specimen Testing Results, Tennessee



Influenza Circulation in Tennessee Fast Facts:

- To date, **87** specimens from **Week 26** have been tested by TDH Laboratory Services and two commercial laboratories that serve clinics across the state.
- 0** were positive for influenza virus.
- The most common strain of specimens tested was **N/A**.
- 2** of Tennessee's 95 counties have had one or more influenza-positive result in the past 6 weeks.

What Respiratory Pathogens are Circulating?

Week	Tested	Unsubtyped Flu A	Flu A H1N1	Flu A H3	Flu B	COVID 19	RSVA	RSV B	Paraflu 1	Paraflu 2	Paraflu 3	Paraflu 4	Rhino	HMV	Adeno	Corona Oc43	Corona NI63	Corona 229E	Corona Hku1
202126	87	0	0	0	0	0	0	0	0	0	0	0	0	0	0	0	0	0	0
202125	116	0	1	0	0	1	0	2	0	0	0	0	1	0	0	0	0	0	0
202124	120	0	2	0	0	0	0	1	0	0	1	0	1	0	0	0	0	0	0
202123	151	0	0	0	0	0	0	0	0	0	5	0	2	0	1	0	0	0	0
202122	134	0	0	0	0	0	0	0	0	0	0	0	1	0	0	0	0	0	0
202121	121	0	0	0	0	0	0	0	0	1	2	0	1	0	0	0	0	0	0

Reference Information for Sentinel Provider Network

1. Influenza-like illness (ILI) is defined as fever > 100° F (37.8° C) plus cough and/or sore throat, in the absence of a known cause (other than influenza). Classification of ILI is based upon symptoms only and does not require testing.

Important Information for Sentinel Providers

Sentinel Providers report ILI by the end of Tuesday following the end of the reporting week (<https://wwwn.cdc.gov/ilinet/>) and collect and ship specimens from ILI cases Monday through Thursday (maximum 10/week per provider). All Sentinel Provider specimens MUST be accompanied by the Influenza and Respiratory Viral Panel Submission form or testing will not be done. The Respiratory Viral Panel is only validated for nasopharyngeal (NP) specimens. Specimens collected from other sites cannot be tested.

Additional laboratory supplies may be obtained by completing the lab order supply form. To ensure the order is filled, please include the CDC Provider ID Code.

Contact Information

Submit weekly reports to: <https://wwwn.cdc.gov/ilinet/> OR Fax 888-232-1322

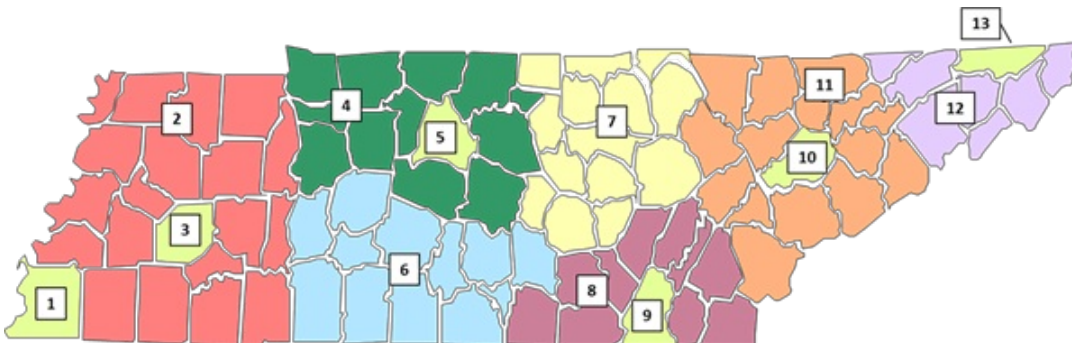
State Lab: Bryan Mason (Virology, Respiratory Viral Panel) 615-262-6300

SPN Questions:

State: Cassie Jones 800-404-3006 OR 615-741-7247

County/Region: Regional SPN Coordinator (see map)

Tennessee Sentinel Provider Network Coordinators



1	Shelby County	901-222-9239
2	West TN Region	731-421-6758
3	Jackson-Madison County	731-927-8535
4	Mid-Cumberland Region	615-650-7000
5	Nashville-Davidson County	615-340-5350
6	South Central Region	931-380-2532
7	Upper Cumberland Region	931-646-7505
8	Southeast Region	423-634-6065
9	Chattanooga-Hamilton County	423-209-8067
10	Knoxville-Knox County	865-215-5084
11	East TN Region	865-549-5287
12	Northeast Region	423-979-3200
13	Sullivan County	423-279-2868