





TENNESSEE INFLUENZA

WEEK
46

WEEKLY REPORT

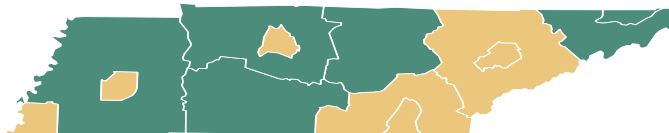
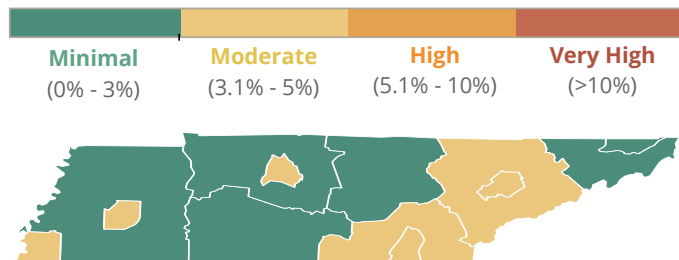
November 12, 2023 - November 18, 2023

INFLUENZA ACTIVITY SNAPSHOT

| SURVEILLANCE INDICATOR | TREND | CURRENT WEEK | PREVIOUS WEEK |
|---|-------|---|---|
|  ILLNESS Percentage of outpatient visits due to influenza-like illness (ILI) | ▲ | 4.0% | 3.6% |
|  LABORATORY Percentage of positive specimens & predominant strain of influenza | ▲ | 3.5% | 2.8% |
| | | Flu A H1N1 | Flu B |
| | | NEWLY REPORTED <i>since November 11, 2023</i> | SEASON TOTAL <i>since October 1, 2023</i> |
|  OUTBREAKS 2 or more ill persons of a shared setting | | 0 | 1 |
|  DEATHS Newly reported and season total pediatric influenza-associated deaths in TN | | 0 | 0 |

INFLUENZA-LIKE ILLNESS (ILI)

Percent of Outpatient Visits for Influenza-Like Illness Week 46



The U.S. Outpatient Influenza-like Illness Surveillance Network (ILINet) monitors outpatient visits for respiratory illness referred to as influenza-like illness (ILI). Tennessee has approximately 100 sentinel providers across the state that contribute this data weekly from a variety of healthcare setting such as primary care, pediatrics, county health departments, student health centers, and emergency departments.

ILI is defined as a fever plus cough or sore throat, not laboratory-confirmed influenza. Therefore these data may capture respiratory illness visits due to infection with any pathogen that can present with similar symptoms, including influenza, SARS-CoV-2, and RSV.

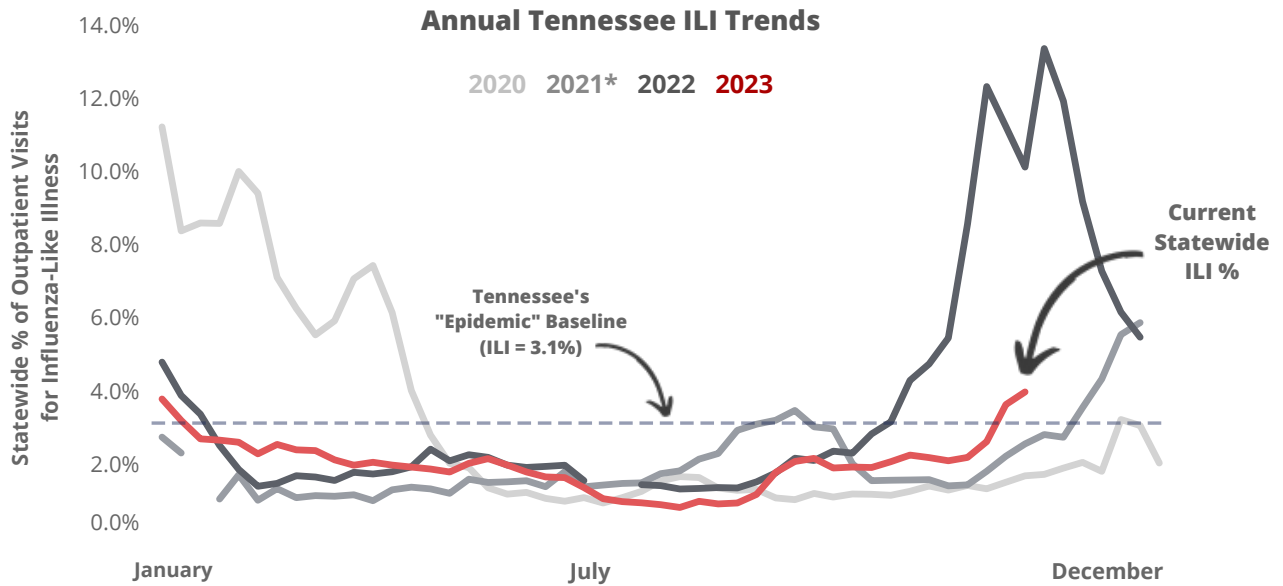
| | |
|-----------------------------------|------|
| TN State Average | 4.0% |
| Chattanooga/Hamilton County Metro | 4.1% |
| East Region | 3.6% |
| Jackson/Madison County Metro | 3.7% |
| Knox County Metro | 3.1% |
| Memphis/Shelby County Metro | 6.0% |
| Mid Cumberland Region | 2.9% |
| Nashville/Davidson County Metro | 3.7% |
| Northeast Region | 2.9% |
| Southeast Region | 3.5% |
| South Central Region | 0.0% |
| Sullivan County Metro | 2.8% |
| Upper Cumberland Region | 0.2% |
| West Region | 0.6% |

TENNESSEE INFLUENZA

WEEKLY REPORT

November 12, 2023 - November 18, 2023

INFLUENZA-LIKE ILLNESS (ILI)

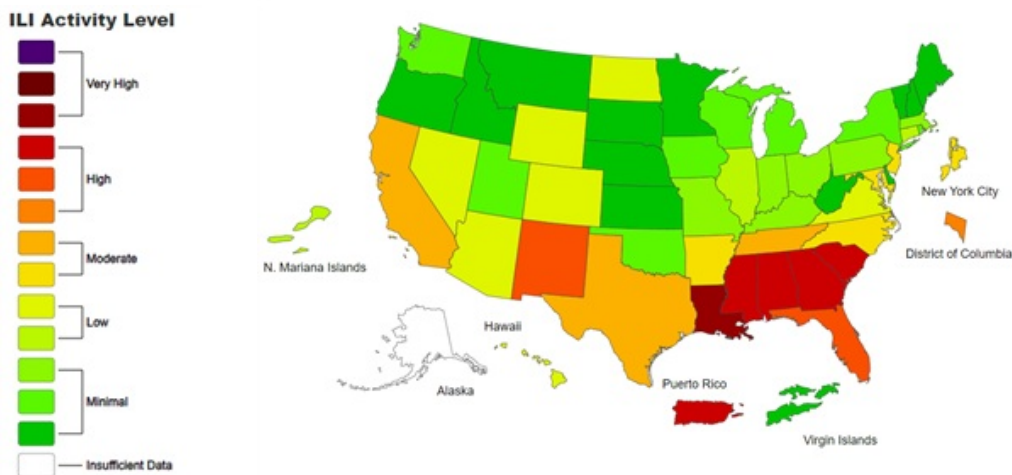


ILI is defined as a fever plus cough or sore throat, not laboratory-confirmed influenza. Therefore these data may capture respiratory illness visits due to infection with any pathogen that can present with similar symptoms, including influenza, SARS-CoV-2, and RSV.

*Effective October 3, 2021 (week 40), the ILI definition (fever plus cough or sore throat) no longer includes "without a known cause other than influenza."

National ILI Activity Week 45

Note: Delay in national reporting due to holiday



Map prepared by CDC's Influenza Division and visualizes outpatient respiratory illness activity determined by data reported to ILINet. To access original source, visit: <https://gis.cdc.gov/grasp/fluview/main.html>

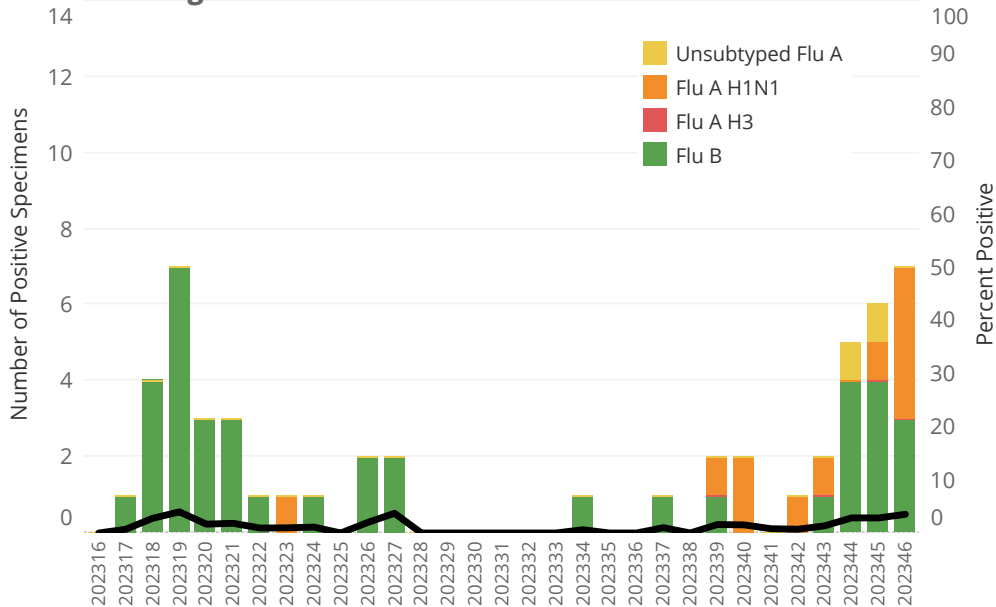
TENNESSEE INFLUENZA

WEEKLY REPORT

November 12, 2023 - November 18, 2023

LABORATORY

**Positive Tests by Influenza Type/Subtype and Percent Positivity
Among Tennessee Clinical & Public Health Laboratories**



Week 46

Total # specimens tested 199

Positive specimens by type/subtype

| | |
|------------------|---|
| Unsubtyped Flu A | 0 |
| Flu A H1N1 | 4 |
| Flu A H3 | 0 |
| Flu B | 3 |

Percent Positive 3.5%

Influenza testing in Tennessee is represented as a combination of data from the state public health laboratory and two commercial laboratories that serve clinics across the state.

OUTBREAKS & DEATHS

Flu Outbreaks Currently Open by Region



During the week of November 5, 2023, there was **1** open influenza outbreak in **North East Region**

Influenza-Associated Pediatric Mortality Season Total, Statewide



There have been **0** pediatric influenza-associated deaths reported in Tennessee this season (began October 1, 2023).

FOR MORE INFO

For questions regarding this report, the ILINet program, or influenza reporting, please contact:

Sarah Winders
Influenza Surveillance Coordinator
Sarah.Winders@tn.gov

Or, the Vaccine Preventable Diseases Team
VPD.imm@tn.gov

For additional information on influenza, please visit:

CDC's Weekly Flu Report: www.cdc.gov/flu/weekly/index.htm

TN's Archive of Weekly Flu Reports:
www.tn.gov/health/cedep/immunization-program/ip/flu-in-tennessee.html

CDC's Influenza Homepage: www.cdc.gov/flu/index.htm