





TENNESSEE INFLUENZA WEEKLY REPORT

WEEK 50

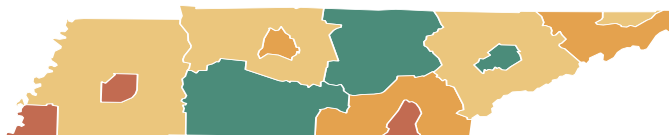
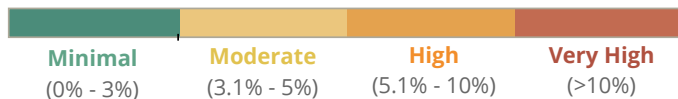
December 10, 2023 - December 16, 2023

INFLUENZA ACTIVITY SNAPSHOT

SURVEILLANCE INDICATOR	TREND	CURRENT WEEK	PREVIOUS WEEK
 ILLNESS Percentage of outpatient visits due to influenza-like illness (ILI)	▲	7.2%	5.7%
 LABORATORY Percentage of positive specimens & predominant strain of influenza	▲	17.2% Flu B	6.9% Flu B
		NEWLY REPORTED	SEASON TOTAL
		<i>during week of December 10, 2023</i>	<i>since October 1, 2023</i>
 OUTBREAKS 2 or more ill persons of a shared setting		0	1
 DEATHS Newly reported and season total pediatric influenza-associated deaths in TN		0	0

INFLUENZA-LIKE ILLNESS (ILI)

Percent of Outpatient Visits for Influenza-Like Illness Week 50



The U.S. Outpatient Influenza-like Illness Surveillance Network (ILINet) monitors outpatient visits for respiratory illness referred to as influenza-like illness (ILI). Tennessee has approximately 100 sentinel providers across the state that contribute this data weekly from a variety of healthcare setting such as primary care, pediatrics, county health departments, student health centers, and emergency departments.

ILI is defined as a fever plus cough or sore throat, not laboratory-confirmed influenza. Therefore these data may capture respiratory illness visits due to infection with any pathogen that can present with similar symptoms, including influenza, SARS-CoV-2, and RSV.

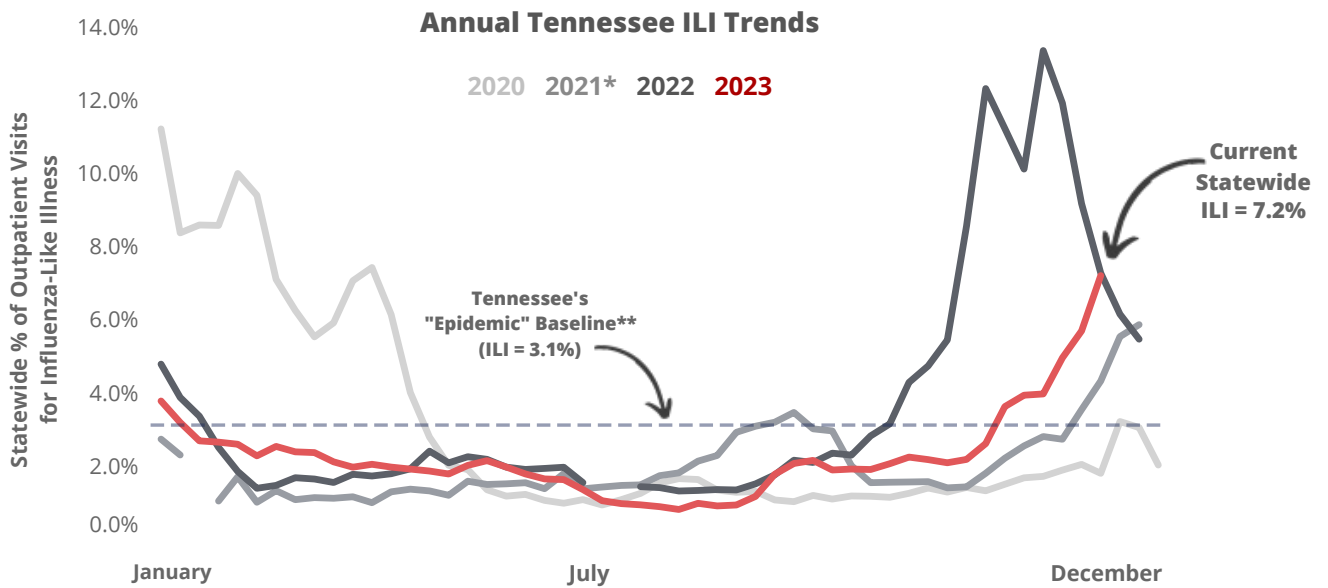
TN State Average	7.2%
Chattanooga/Hamilton County Metro	9.2%
East Region	5.7%
Jackson/Madison County Metro	10.4%
Knox County Metro	2.8%
Memphis/Shelby County Metro	9.9%
Mid Cumberland Region	4.5%
Nashville/Davidson County Metro	7.2%
Northeast Region	7.8%
Southeast Region	8.5%
South Central Region	0.0%
Sullivan County Metro	5.9%
Upper Cumberland Region	0.6%
West Region	3.7%

TENNESSEE INFLUENZA

WEEKLY REPORT

December 10, 2023 - December 16, 2023

INFLUENZA-LIKE ILLNESS (ILI)



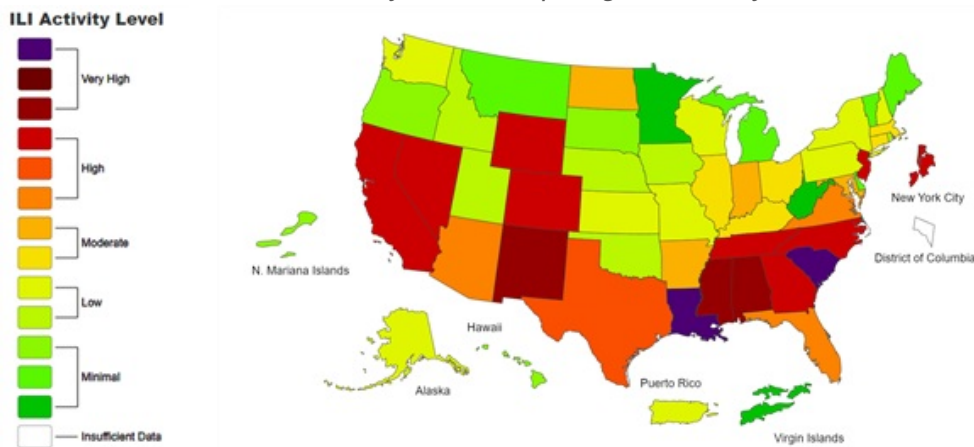
ILI is defined as a fever plus cough or sore throat, not laboratory-confirmed influenza. Therefore these data may capture respiratory illness visits due to infection with any pathogen that can present with similar symptoms, including influenza, SARS-CoV-2, and RSV.

*Effective October 3, 2021 (week 40), the ILI definition (fever plus cough or sore throat) no longer includes "without a known cause other than influenza."

**CDC develops state-specific baselines by calculating the mean percentage of patient visits for ILI during non-influenza weeks for the most recent two seasons and adding two standard deviations (2021-2022 and 2022-2023). A non-influenza time period (e.g., a "non-influenza week") is defined as two or more consecutive weeks in which each week accounted for less than 2% of the season's total number of specimens that tested positive for influenza in public health laboratories.

National ILI Activity Week 49 (December 3 - December 9)

Note: Delay in national reporting due to holiday



Map prepared by CDC's Influenza Division and visualizes outpatient respiratory illness activity determined by data reported to ILINet. To access original source, visit: <https://gis.cdc.gov/grasp/fluview/main.html>

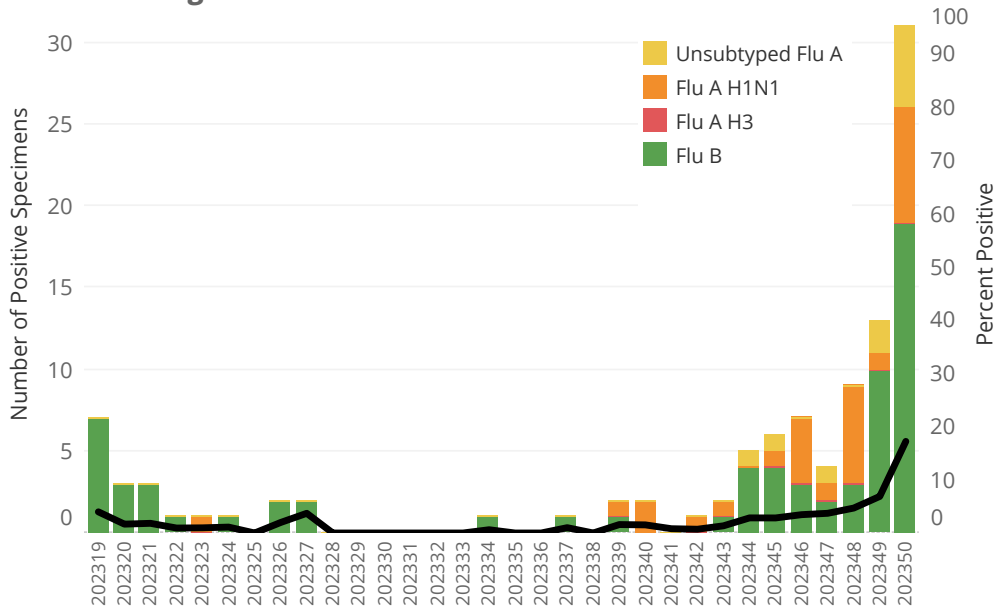
TENNESSEE INFLUENZA

WEEKLY REPORT

December 10, 2023 - December 16, 2023

LABORATORY

**Positive Tests by Influenza Type/Subtype and Percent Positivity
Among Tennessee Clinical & Public Health Laboratories**



Week 50

Total # Specimens Tested 180

Positive specimens by type/subtype

Flu A H1N1 7

Flu A H3 0

Flu B 19

Unsubtyped Flu A 5

Percent Positive 17.2%

Influenza testing in Tennessee is represented as a combination of data from the state public health laboratory and two commercial laboratories that serve clinics across the state.

OUTBREAKS & DEATHS

**Flu Outbreaks
Currently Open by Region**



During the week of December 10, 2023 there were **0** open influenza outbreaks reported

**Influenza-Associated Pediatric Mortality
Season Total, Statewide**



There have been **0** pediatric influenza-associated deaths reported in Tennessee this season (began October 1, 2023).

FOR MORE INFO

For questions regarding this report, the ILINet program, or influenza reporting, please contact:

Sarah Winders
Influenza Surveillance Coordinator
Sarah.Winders@tn.gov

Or, the Vaccine Preventable Diseases Team
VPD.imm@tn.gov

For additional information on influenza, please visit:

CDC's Weekly Flu Report: www.cdc.gov/flu/weekly/index.htm

TN's Archive of Weekly Flu Reports:
www.tn.gov/health/cedep/immunization-program/ip/flu-in-tennessee.html

CDC's Influenza Homepage: www.cdc.gov/flu/index.htm