





TENNESSEE INFLUENZA WEEKLY REPORT

WEEK 12

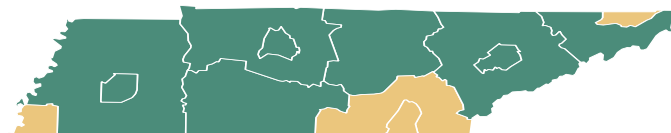
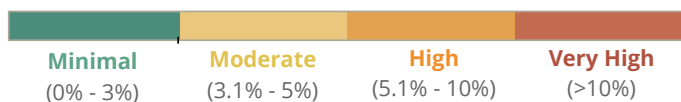
March 17, 2024 - March 23, 2024

INFLUENZA ACTIVITY SNAPSHOT

SURVEILLANCE INDICATOR	TREND	CURRENT WEEK	PREVIOUS WEEK
 ILLNESS Percentage of outpatient visits due to influenza-like illness (ILI)	▼	3.0%	3.5%
 LABORATORY Percentage of positive specimens & predominant strain of influenza	▼	1.2%	2.4%
		Unsubtyped Flu A	Flu B
		NEWLY REPORTED <i>during week of March 17, 2024</i>	SEASON TOTAL <i>since October 1, 2023</i>
 OUTBREAKS 2 or more ill persons of a shared setting		0	15
 DEATHS Newly reported and season total pediatric influenza-associated deaths in TN		0	5

INFLUENZA-LIKE ILLNESS (ILI)

Percent of Outpatient Visits for Influenza-Like Illness Week 12



The U.S. Outpatient Influenza-like Illness Surveillance Network (ILINet) monitors outpatient visits for respiratory illness referred to as influenza-like illness (ILI). Tennessee has approximately 100 sentinel providers across the state that contribute this data weekly from a variety of healthcare setting such as primary care, pediatrics, county health departments, student health centers, and emergency departments.

ILI is defined as a fever plus cough or sore throat, not laboratory-confirmed influenza. Therefore these data may capture respiratory illness visits due to infection with any pathogen that can present with similar symptoms, including influenza, SARS-CoV-2, and RSV.

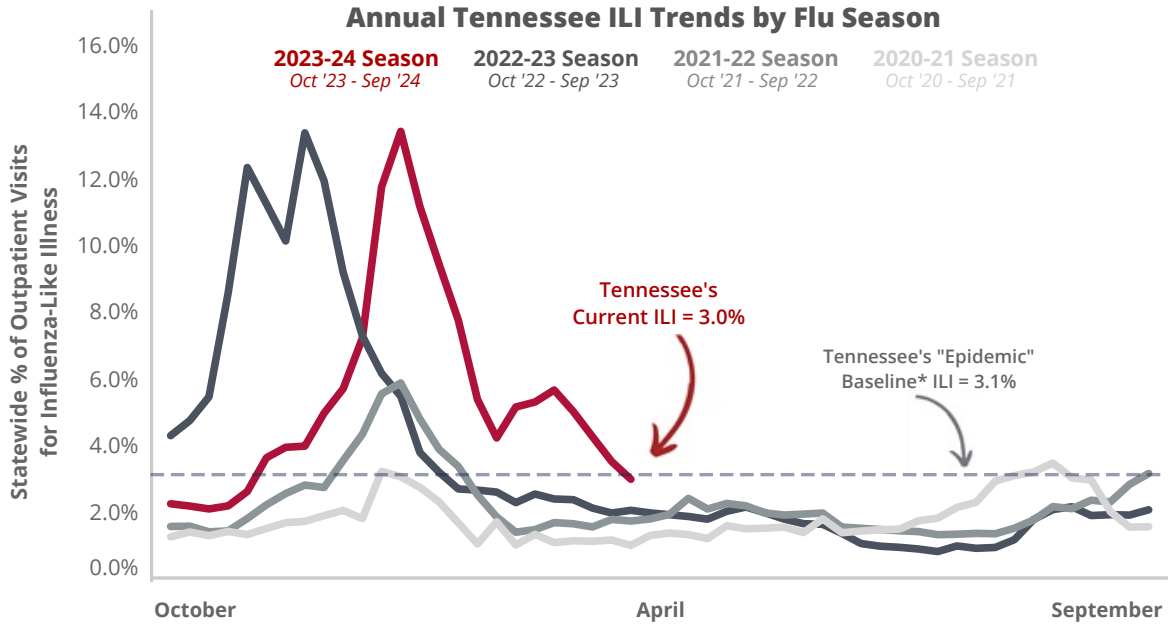
TN State Average	3.0%
Chattanooga/Hamilton County Metro	3.6%
East Region	2.7%
Jackson/Madison County Metro	1.7%
Knox County Metro	1.5%
Memphis/Shelby County Metro	3.6%
Mid Cumberland Region	3.0%
Nashville/Davidson County Metro	2.8%
Northeast Region	2.3%
Southeast Region	4.1%
South Central Region	0.7%
Sullivan County Metro	3.5%
Upper Cumberland Region	0.5%
West Region	0.3%

TENNESSEE INFLUENZA

WEEKLY REPORT

March 17, 2024 - March 23, 2024

INFLUENZA-LIKE ILLNESS (ILI)

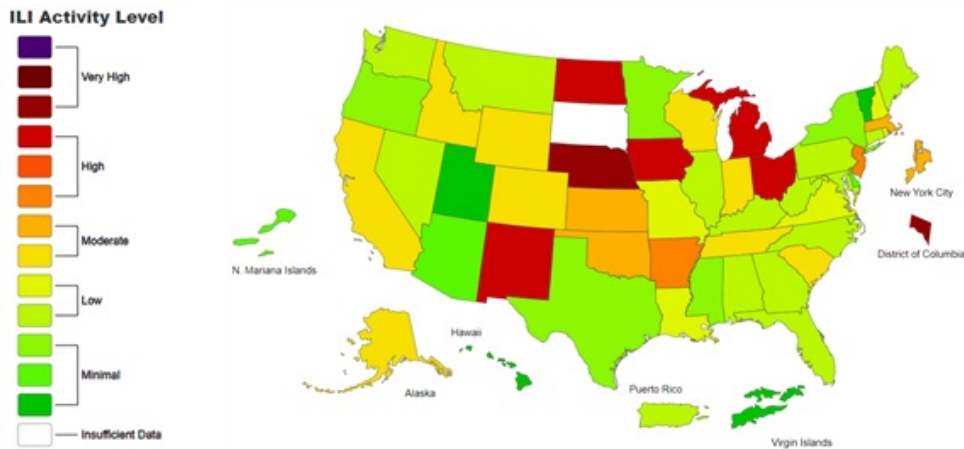


ILI is defined as a fever plus cough or sore throat, not laboratory-confirmed influenza. Therefore these data may capture respiratory illness visits due to infection with any pathogen that can present with similar symptoms, including influenza, SARS-CoV-2, and RSV.

*CDC develops state-specific baselines by calculating the mean percentage of patient visits for ILI during non-influenza weeks for the most recent two seasons and adding two standard deviations (2021-2022 and 2022-2023). A non-influenza time period (e.g., a "non-influenza week") is defined as two or more consecutive weeks in which each week accounted for less than 2% of the season's total number of specimens that tested positive for influenza in public health laboratories.

National ILI Activity Week 11

note delay in national reporting due to holiday



Map prepared by CDC's Influenza Division and visualizes outpatient respiratory illness activity determined by data reported to ILINet. To access original source, visit: <https://gis.cdc.gov/grasp/fluview/main.html>

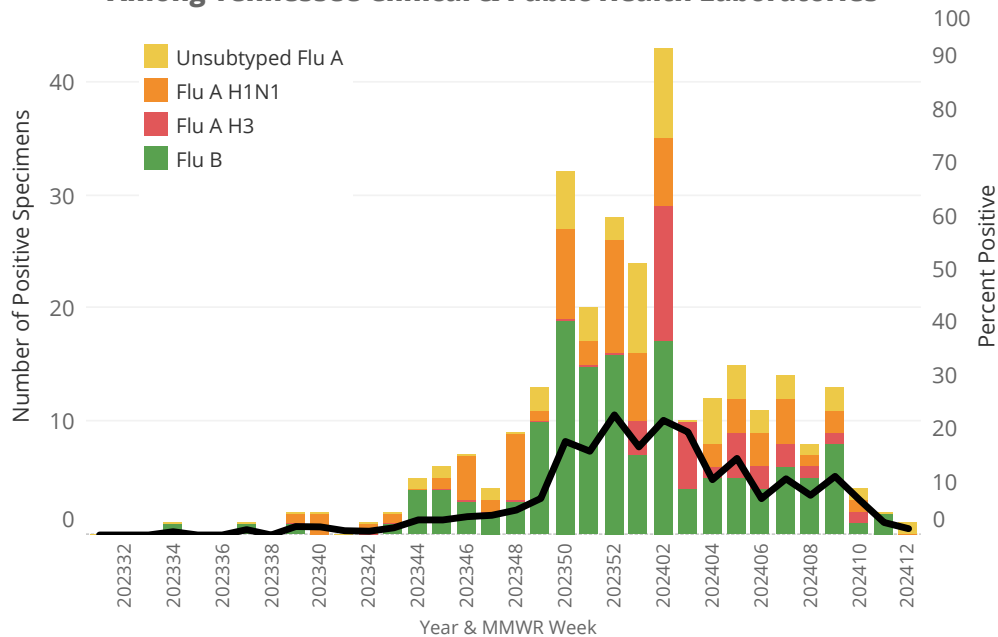
TENNESSEE INFLUENZA

WEEKLY REPORT

March 17, 2024 - March 23, 2024

LABORATORY

**Positive Tests by Influenza Type/Subtype and Percent Positivity
Among Tennessee Clinical & Public Health Laboratories**



Week 12

Total # Specimens Tested 84

Positive specimens by type/subtype

Flu A H1N1 0

Flu A H3 0

Flu B 0

Unsubtyped Flu A 1

Percent Positive 1.2%

Influenza testing in Tennessee is represented as a combination of data from the state public health laboratory and two commercial laboratories that serve clinics across the state.

OUTBREAKS & DEATHS

**Flu Outbreaks
Currently Open by Region**



During the week of March 17, 2024, there were **4** open influenza outbreaks reported in Memphis/Shelby County, West Region, Mid Cumberland Region & Upper Cumberland Region.

**Influenza-Associated Pediatric Mortality
Season Total, Statewide**



There have been **5** pediatric influenza-associated deaths reported in Tennessee this season (began October 1, 2023).

FOR MORE INFO

For questions regarding this report, the ILINet program, or influenza reporting, please contact:

Sarah Winders
Influenza Surveillance Coordinator
Sarah.Winders@tn.gov

Or, the Vaccine Preventable Diseases Team
VPD.imm@tn.gov

For additional information on influenza, please visit:

CDC's Weekly Flu Report: www.cdc.gov/flu/weekly/index.htm

TN's Archive of Weekly Flu Reports:
www.tn.gov/health/cedep/immunization-program/ip/flu-in-tennessee.html

CDC's Influenza Homepage: www.cdc.gov/flu/index.htm