

Sentinel Provider Influenza-Like Illness (ILI)¹ Surveillance Summary (health.state.tn.us/TNflu_report_archive.htm)

For the Week of Jan. 13-19, 2013 (Week 3)

Summary for	# Sites reporting	Total Sites	Total Regional ILI	Total Regional Patients	% ILI	Compared to State ²
Hamilton County (Chattanooga)	4	4	7	749	0.9%	lower
East Tennessee Region	7	8	153	2748	5.6%	higher
Jackson-Madison County	1	1	12	511	2.3%	
Knoxville-Knox County	3	4	11	1002	1.1%	lower
Mid-Cumberland Region	9	10	17	1008	1.7%	
Shelby County (Memphis)	2	10	5	766	0.7%	lower
Nashville-Davidson County	5	6	47	1488	3.2%	
Northeast Region	2	3	1	173	0.6%	
South Central Region	3	3	1	238	0.4%	lower
Southeast Region	2	5	8	317	2.5%	
Sullivan County (Tri-Cities)	1	2	2	304	0.7%	lower
Upper Cumberland Region	3	4	4	518	0.8%	lower
West Tennessee Region	4	6	2	204	1.0%	
State of Tennessee	46	66	270	10026	2.69%	

CDC Updates Antiviral Guidelines

Clinicians should review the latest recommendations for the use of antiviral medications for influenza treatment or prevention during the 2012-13 season: www.cdc.gov/flu/professionals/antivirals/summary-clinicians.htm

Notes to Sentinel Providers:

Sentinel Providers are reminded to submit specimens on all patients meeting the ILI case definition (up to 10 per week).

Please use the TDH specimen submission form dated October 2012.

The percentage of patients with ILI reported in Week 3 declined for the third week in a row, down to 2.69%, from 4.29% in Week 2. Influenza viruses are still circulating, and ILI rates remain elevated in some areas. The intensity of influenza activity statewide is declining; however unvaccinated people remain at the highest risk becoming infected. Prompt treatment with antiviral medication is important for people who develop serious illness or who are at risk for serious complications (such as those 65 and over, very young children, pregnant women and those with underlying medical conditions). Nationally, activity remains widespread in many states. To date, 81 specimens from Week 3 have been tested; 17 (21.0%) were positive for influenza viruses: 9 were A(H3N2) and 8 were type B. Eleven (11) specimens also were positive for other respiratory viruses. A map of counties with confirmed influenza (PCR or culture) in the past six weeks is below.

State Public Health Laboratory

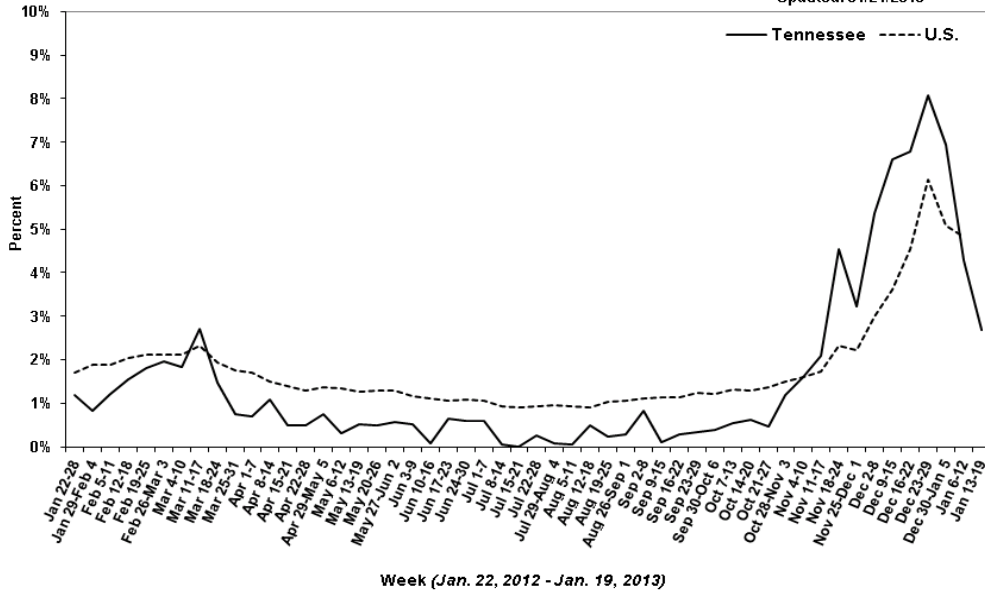
Respiratory Viral Panel

Number of Positive Specimens, by week

Month/Week	#	Flu A (H1N1)	Flu A(H3)	Flu A (no subtype)	Flu B	RSV A	RSV B	Paraflu 1	Paraflu 2	Paraflu 3	Rhino	Meta pnuemo	Adeno B	Adeno C	Adeno E	Corona OC43	Corona NL63	Corona 229E
January																		
Current	81	0	9	0	8	4	0	0	0	0	1	3	0	0	0	3	0	0
2	134	1	44	0	4	5	0	0	0	2	5	1	1	0	1	7	0	0
1	90	0	25	0	3	5	0	0	0	1	2	1	0	0	0	5	0	1
December																		
52	70	0	26	0	3	1	0	0	0	0	2	0	0	1	0	7	0	0
51	105	0	38	0	4	4	1	1	3	0	2	2	1	1	0	5	1	1
50	102	0	39	1	5	1	2	0	0	1	3	0	0	4	0	7	1	0
49	153	1	51	0	5	6	3	0	2	2	11	2	1	1	0	5	1	0

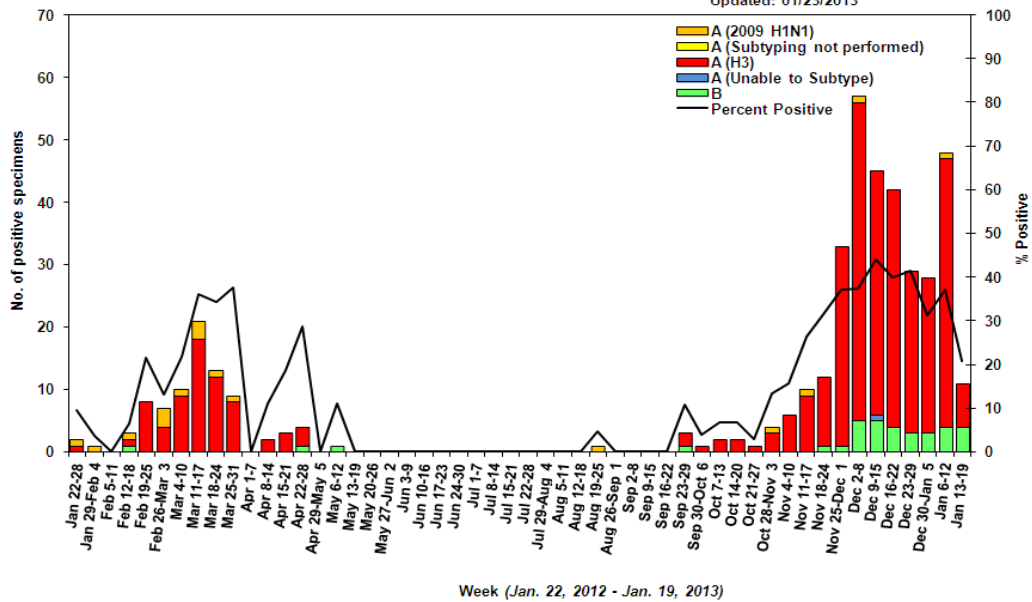
Percentage of Outpatient Visits Reported by the U.S. and Tennessee Outpatient Influenza-like Illness Surveillance Network (ILINet) as Influenza-like Illness, 2012-2013

Updated: 01/24/2013



Influenza Positive Tests Submitted to TN Dept. of Health Laboratory Services, Tennessee, 2012-2013

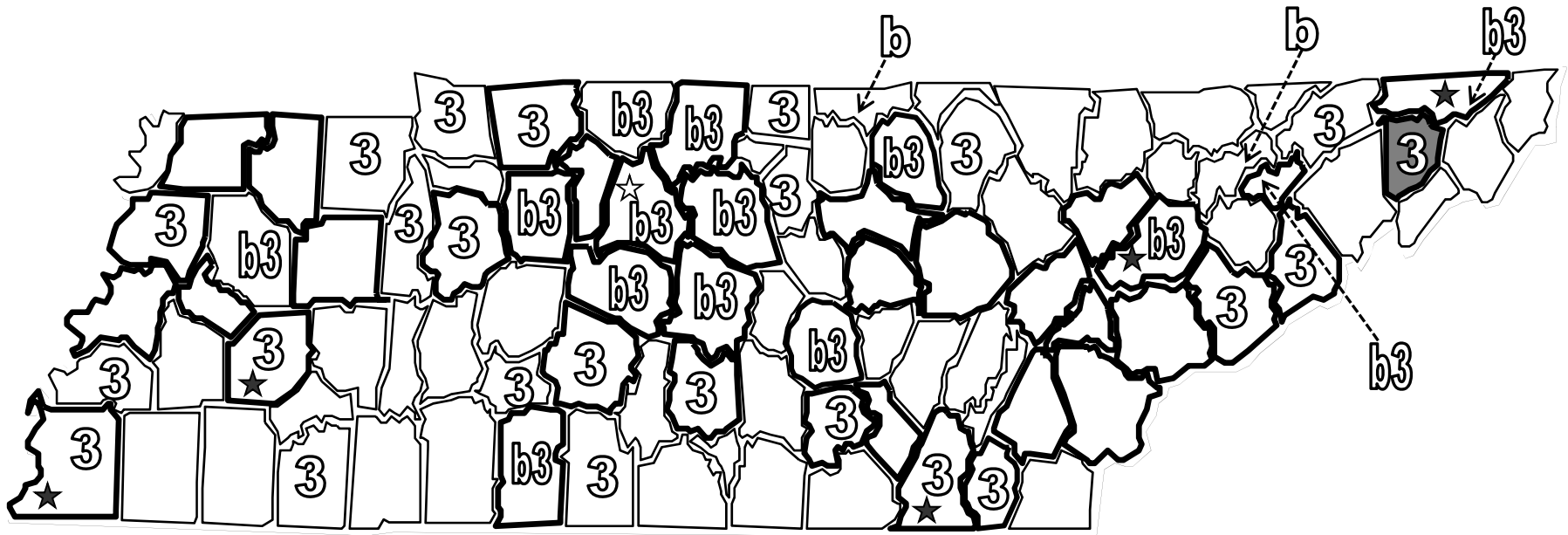
Updated: 01/23/2013






Influenza confirmed by culture or PCR in Tennessee from specimens collected by any source within the past 6 weeks.

December 9, 2012 to January 19, 2013

- Strains are reported by county of case residence or, if unknown, county where the specimen was collected.
- Counties where influenza sentinel providers are located are identified with bold boundary lines.
- Stars mark counties with large metropolitan populations (Memphis, Jackson, Nashville, Chattanooga, Knoxville, and the Tri-Cities area)



 2009 A (H1N1)	 3 A(H3)	 b Seasonal B
---	---	--

Reference Information for Sentinel Provider Network

1 Influenza-like illness (ILI) is defined as fever > 100°F (37.8°C) plus cough and/or sore throat, in the absence of a known cause (other than influenza). Classification of ILI is based upon symptoms only and does not require any test.

2 The % of patients with ILI seen in each region is compared to the statewide average. Regions with % statistically-significantly different from the state average are noted as “higher” or “lower.” The CDC reports that the percentage of patients visiting outpatient healthcare providers in the Sentinel Provider Network (SPN) with influenza-like-illness (ILI) when influenza viruses are not circulating is expected to fall at or below a specific SPN baseline [nationwide = 2.2%, East South Central region (AL, TN, MS, KY) = 2.3%]. When the percentage of patients with ILI exceeds this baseline, this suggests that influenza viruses may be circulating.

Important information for Sentinel Providers

Sentinel Providers report ILI by the end of Tuesday following the end of the reporting week (www2a.cdc.gov/ilinet) and collect and ship specimens from ILI cases Monday through Thursday (maximum 10/week per provider). All Sentinel Provider specimens MUST be accompanied by the Influenza and Respiratory Viral Panel Submission form or testing will not be done. The Respiratory Viral Panel is only validated for nasopharyngeal (NP) specimens. Specimens collected from other sites cannot be tested.

Additional laboratory supplies can be obtained by completing the lab order supply form. To ensure the order is filled, please include the CDC Provider ID Code.

Contact Information

Submit weekly reports to: <http://www2a.cdc.gov/ilinet/> OR Fax 888-232-1322

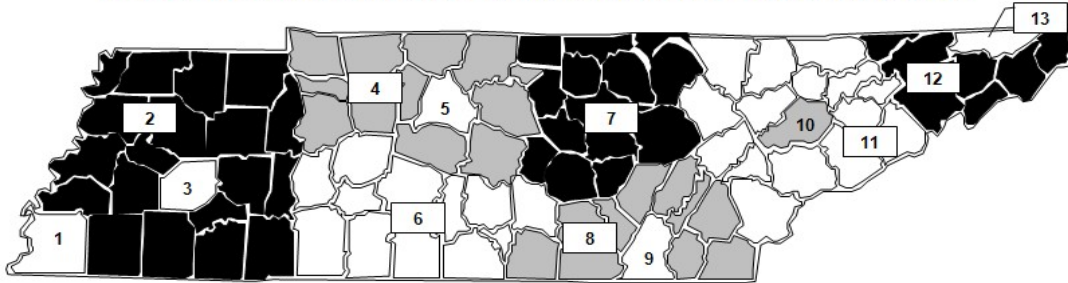
State Lab: Susan McCool 615-262-6351

SPN Questions:

State: Robb Garman 800-404-3006 OR 615-741-7247

County/Region: Regional SPN Coordinator (see map)

TENNESSEE SENTINEL PROVIDER NETWORK COORDINATORS



1	Shelby County	901-222-9239
2	West TN Region	731-421-6758
3	Jackson-Madison County	731-927-8540
4	Mid-Cumberland Region	615-650-7000
5	Nashville-Davidson County	615-340-0551
6	South Central Region	931-380-2532
7	Upper Cumberland Region	931-646-7505
8	Southeast Region	423-634-6065
9	Chattanooga-Hamilton County	423-209-8063
10	Knoxville-Knox County	865-215-5084
11	East TN Region	865-549-5287
12	Northeast Region	423-979-3200
13	Sullivan County	423-279-7545