

Sentinel Provider Influenza-Like Illness (ILI) Surveillance Summary For the Week of March 28-April 3, 2010 (Week 13)

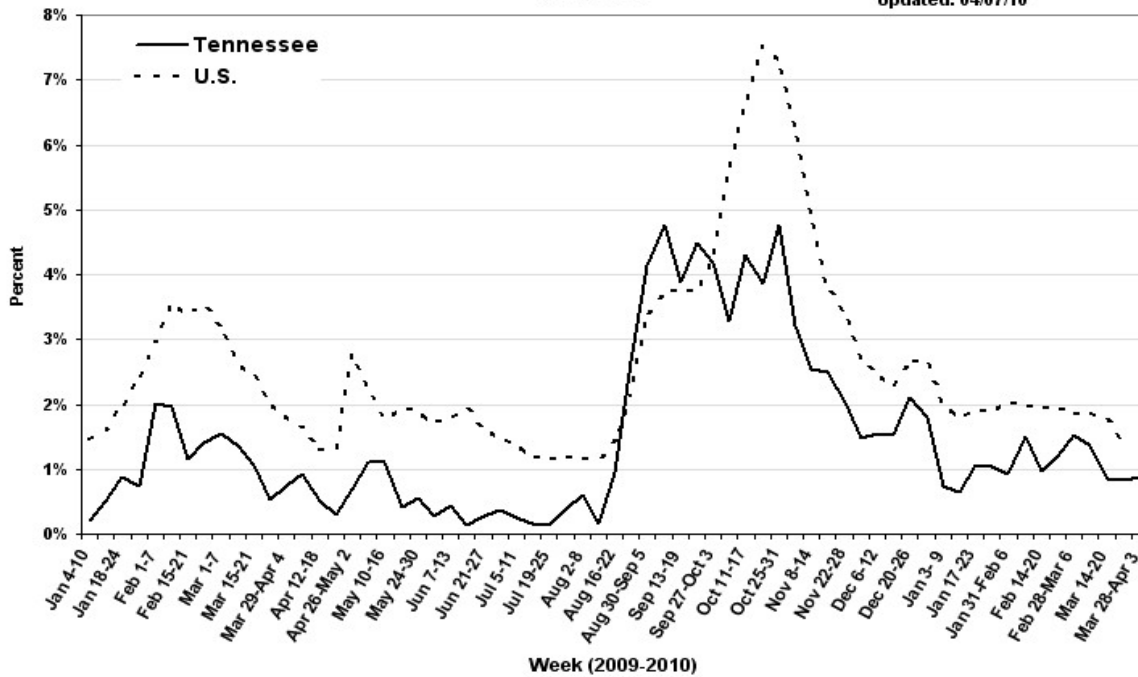
Summary for	# Providers reporting	Total Providers	Total Regional ILI	Total Regional Patients	% ILI	Comparison to State*
Chattanooga-Hamilton County	5	5	2	574	0.3%	
East Tennessee Region	5	7	6	2100	0.3%	lower
Jackson-Madison County	1	1	14	993	1.4%	
Knoxville-Knox County	3	4	19	1141	1.7%	higher
Mid-Cumberland Region	8	11	8	966	0.8%	
Memphis-Shelby County	5	9	1	713	0.1%	lower
Nashville-Davidson County	6	6	28	1706	1.6%	higher
Northeast Region	2	3	0	268	0.0%	
South Central Region	3	3	0	293	0.0%	
Southeast Region	5	5	12	829	1.4%	
Sullivan County	1	2	0	217	0.0%	
Upper Cumberland Region	5	5	6	889	0.7%	
West Tennessee Region	6	6	1	415	0.2%	
State of Tennessee	55	67	97	11104	0.87%	

The percentage of patients with ILI reported by the TN SPN in Week 13 remained steady, at 0.87%, for the third consecutive week. Pockets of increased H1N1 influenza activity are expected throughout the traditional influenza season: vaccination against H1N1 should continue. Of 52 specimens tested, 6 (11.5%) were positive by PCR for influenza virus; 100% were subtyped as H1N1. ILI is defined as fever > 100°F (37.8°C) plus cough and/or sore throat, in the absence of a known cause (other than influenza). Classification of ILI is based upon symptoms only and does not require any test. The SPN Protocol (eff. Sept 1, 2009): SPs report ILI by the end of Tuesday following the end of the reporting week; collect and ship specimens from ILI cases on Mondays, Tuesdays and Wednesdays (maximum 10/wk) using the SPN Specimen Collection Form dated 8/21/09. Complete the lab supply order form to receive new specimen collection supplies.

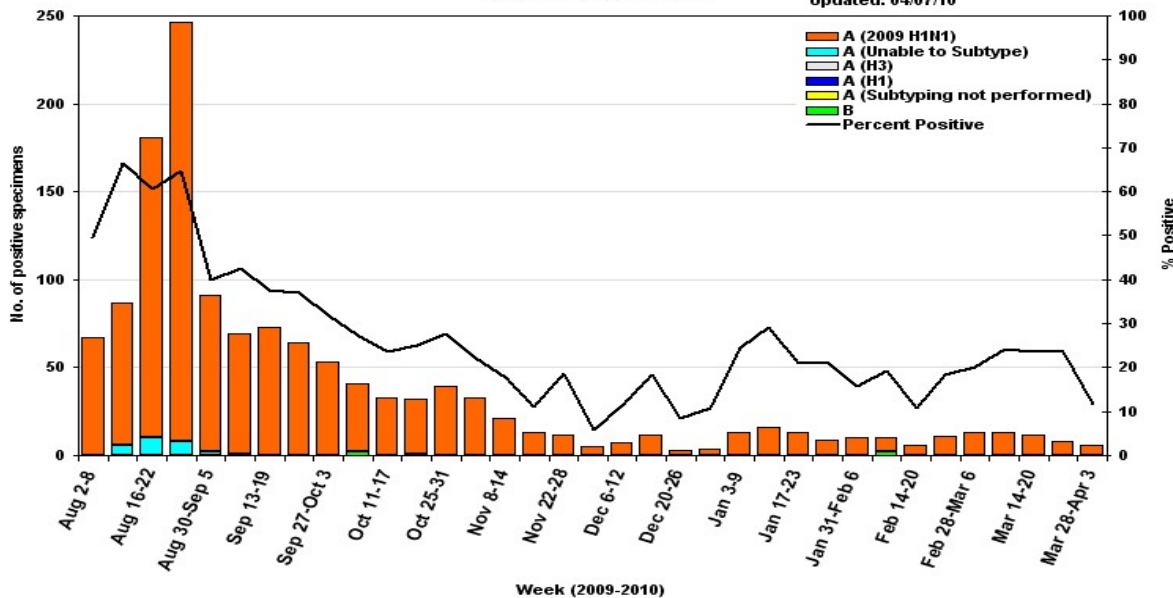
The CDC reports that the percentage of patients visiting outpatient healthcare providers in the Sentinel Provider Network (SPN) with influenza-like-illness (ILI) when influenza viruses are not circulating is expected to fall at or below a specific SPN baseline [nationwide = 2.2%, East South Central region (AL, TN, MS, KY) = 2.4%]. When the percentage of patients with ILI exceeds this baseline, this suggests that influenza viruses may be circulating.

*The percentage of influenza-like-illness patients seen in each region is compared to the statewide average. Regions with percentages statistically-significantly different from the state average are noted as "higher" or "lower."

Percentage of Outpatient Visits Reported by the U.S. and Tennessee Outpatient Influenza-like Illness Surveillance Network (ILINet) as Influenza-like Illness, 2009-2010
Updated: 04/07/10



Influenza Positive Tests Submitted to TN Dept. of Health Laboratory Services, Tennessee, 2009-10
Updated: 04/07/10



State Public Health Laboratory

Influenza PCR - specimens from all sources

Month 2009	Report Week	# Rec'd	Pan H1N1	A (H1)	A (H3)	B
Feb.	5	64	10	0	0	0
	6	52	8	0	0	2
	7	55	6	0	0	0
	8	60	11	0	0	0
Mar.	9	65	13	0	0	0
	10	54	13	0	0	0
	11	51	12	0	0	0
	12	34	8	0	0	0
Apr.	13	52	6	0	0	0

Laboratory testing is done specifically for Seasonal A (H1) A(H3) & B virus subtypes, in addition to Pandemic A (H1). Non-subtyped and non-subtypable results are no longer reported in this chart or on the state map.

All Sentinel Provider specimens MUST now be accompanied by the SPN Influenza Submission form dated 8/21/2009, or testing will not be done.

This table shows all specimens tested by the State Lab. The state lab policy for influenza testing is at <http://health.state.tn.us/H1N1.htm#hcp>.

Important Information

www.cdc.gov AND <http://health.state.tn.us/H1N1.htm>

Submit weekly reports to:
<http://www2a.cdc.gov/ilinet/> or Fax 888-232-1322

State Lab:

• Susan McCool 615-262-6351

SPN Questions:

• Regional SPN Coordinator (see map)
• Robb Garman or Robert Taylor 800-404-3006 or 615-741-7247


Influenza confirmed by culture or PCR in Tennessee from specimens collected by any source within the past 6 weeks.

February 20, 2010 to April 3, 2010

- Strains are reported by county of case residence or, if unknown, county where the specimen was collected.
- Counties where influenza sentinel providers are located are identified with bold boundary lines.
- Stars marks counties with large metropolitan populations (Memphis, Jackson, Nashville, Chattanooga, Knoxville, and the Tri-Cities area)
- Novel 2009 H1N1 results are for confirmed cases identified by PCR testing; counties with their first Novel 2009 H1N1 positive result in the past 6 weeks are indicated by diagonal striping.



 Pandemic A (H1N1)

 1st Pandemic A (H1N1) in past 6 weeks

 Seasonal A (H1)

 Seasonal A (H3)

 Seasonal B

TENNESSEE SENTINEL PROVIDER NETWORK

