

Sentinel Provider Influenza-Like Illness (ILI) Surveillance Summary For the Week of September 13-19, 2009 (Week 37)

Summary for	# Providers reporting	Total Providers	Total Regional ILI	Total Regional Patients	% ILI	Comparison to State*
Chattanooga-Hamilton County	3	4	13	647	2.0%	lower
East Tennessee Region	7	7	176	4511	3.9%	
Jackson-Madison County	1	1	59	1342	4.4%	
Knoxville-Knox County	3	5	101	1093	9.2%	higher
Mid-Cumberland Region	9	10	88	1806	4.9%	higher
Memphis-Shelby County	2	2	9	754	1.2%	lower
Nashville-Davidson County	2	4	78	1243	6.3%	higher
Northeast Region	3	3	4	675	0.6%	lower
South Central Region	1	3	1	112	0.9%	
Southeast Region	3	5	33	930	3.5%	
Sullivan County	1	2	0	225	0.0%	lower
Upper Cumberland Region	4	5	34	1243	2.7%	lower
West Tennessee Region	5	6	9	1008	0.9%	lower
State of Tennessee	44	57	605	15589	3.88%	

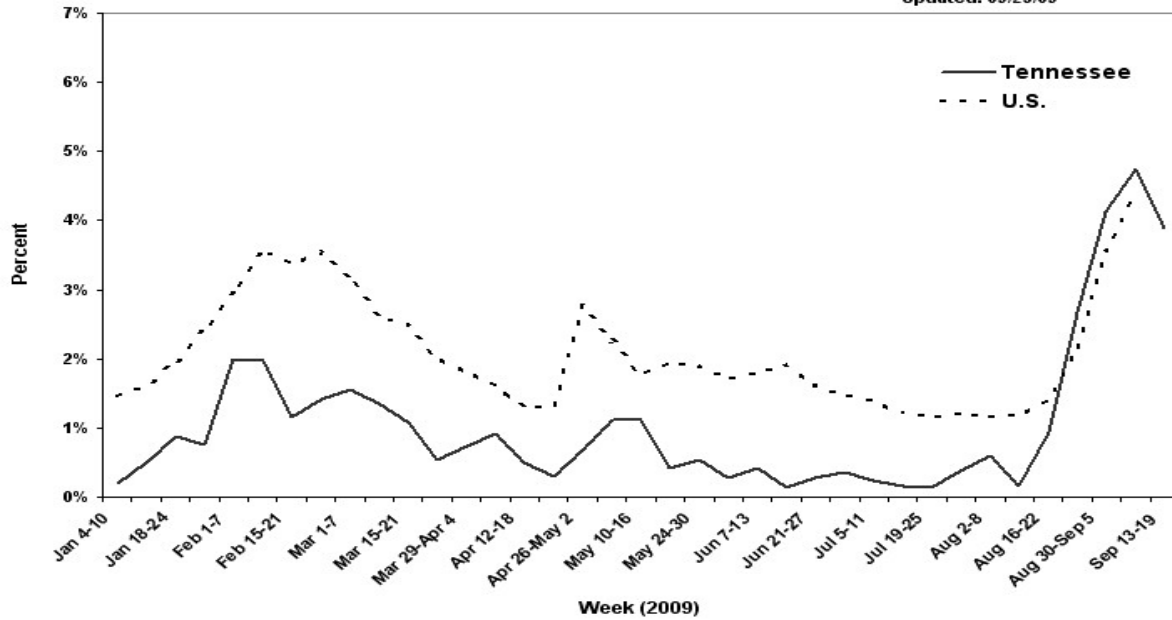
The percentage of patients with ILI reported by the TN SPN was 3.88% for Week 37 - down from 4.75% reported in Week 36. Of 147 specimens tested, 58 (39.5%) were positive by PCR for influenza: 100% were pandemic H1N1. The new SPN Protocol (eff. Sept 1, 2009): Sentinel Providers report ILI by the end of Tuesday (was Monday) following the end of the reporting week; collect and ship specimens from ILI cases on Mondays and/or Wednesdays (maximum 10/wk) using the SPN Specimen Collection Form dated 8/21/09. Sentinel providers should contact regional SPN coordinators with questions.

c

The CDC reports that the percentage of patients visiting outpatient healthcare providers in the Sentinel Provider Network (SPN) with influenza-like-illness (ILI) when influenza viruses are not circulating is expected to fall at or below a specific SPN baseline [nationwide = 2.2%, East South Central region (AL, TN, MS, KY) = 2.4%]. When the percentage of patients with ILI exceeds this baseline, this suggests that influenza viruses may be circulating.

*The percentage of influenza-like-illness patients seen in each region is compared to the statewide average. Regions with percentages statistically-significantly different from the state average are noted as "higher" or "lower."

Percentage of Outpatient Visits Reported by the U.S. and Tennessee Outpatient Influenza-like Illness Surveillance Network (ILINet) as Influenza-like Illness
Updated: 09/23/09



State Public Health Laboratory
Influenza PCR - specimens from all sources

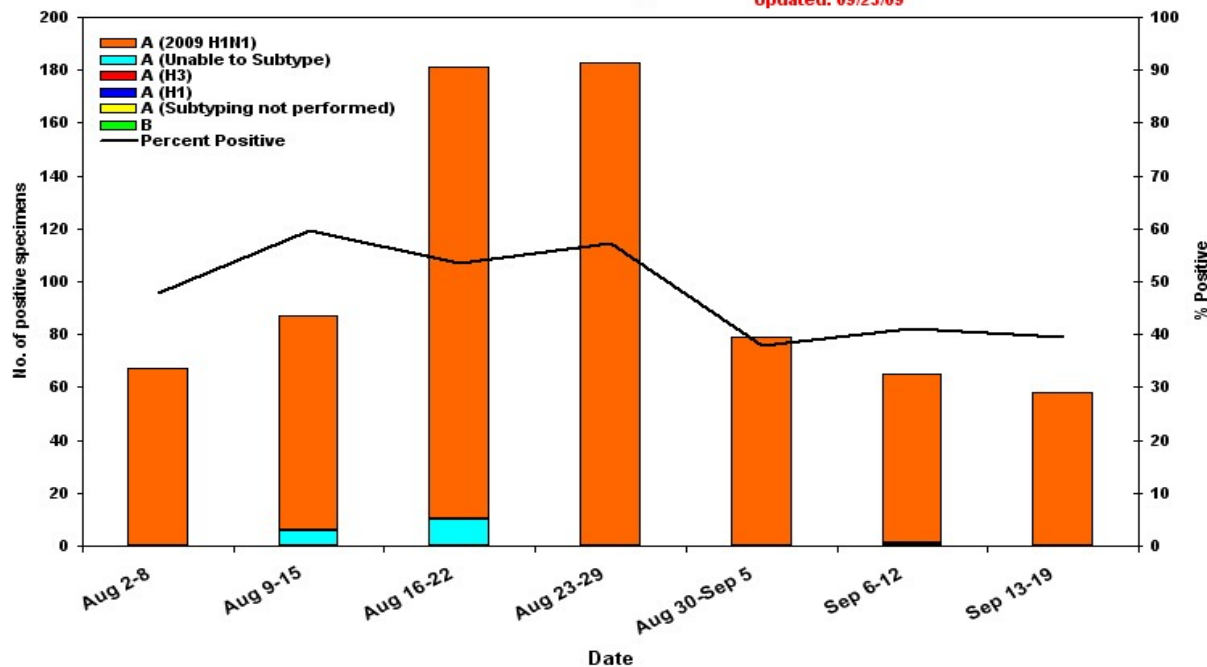
Month 2009	Report Week	# Rec'd	Pan H1N1	A (H1)	A (H3)	B
Sept.	35	209	79	0	0	0
	36	158	64	0	1	0
	37	147	58	0	0	0
	38					
	39					

Effective September 1, a new laboratory testing protocol was started. Testing is now done specifically for Seasonal A (H1) A(H3) & B virus subtypes, in addition to Pandemic A (H1). Non-subtyped and non-subtypable results are no longer reported in this chart or on the state map.

All Sentinel Provider specimens MUST now be accompanied by the SPN Influenza Submission form dated 8/21/2009, or testing will not be done.

This table shows all specimens tested by the State Lab. The state lab policy for influenza testing is at <http://health.state.tn.us/H1N1.htm#hcp>.

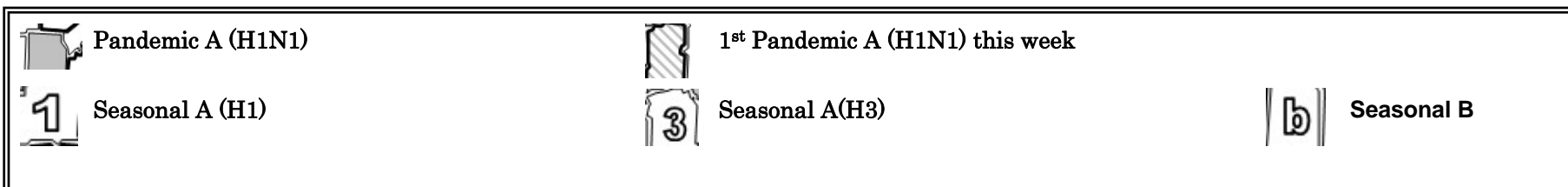
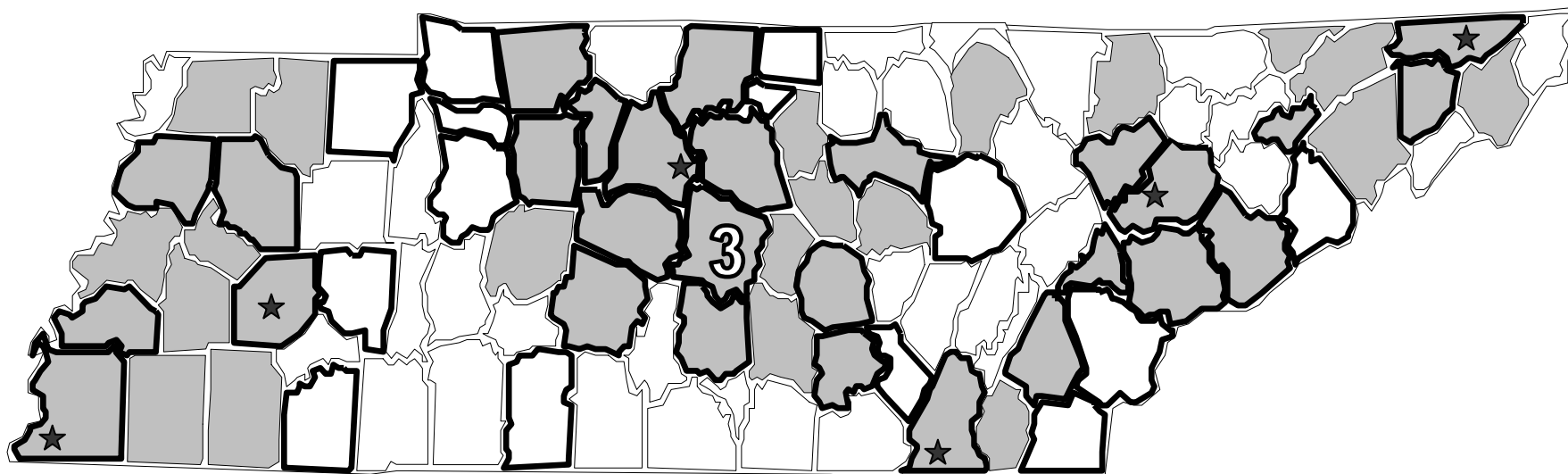
Influenza Positive Tests Submitted to TN Dept. of Health Laboratory Services, Tennessee, 2009
Updated: 09/23/09



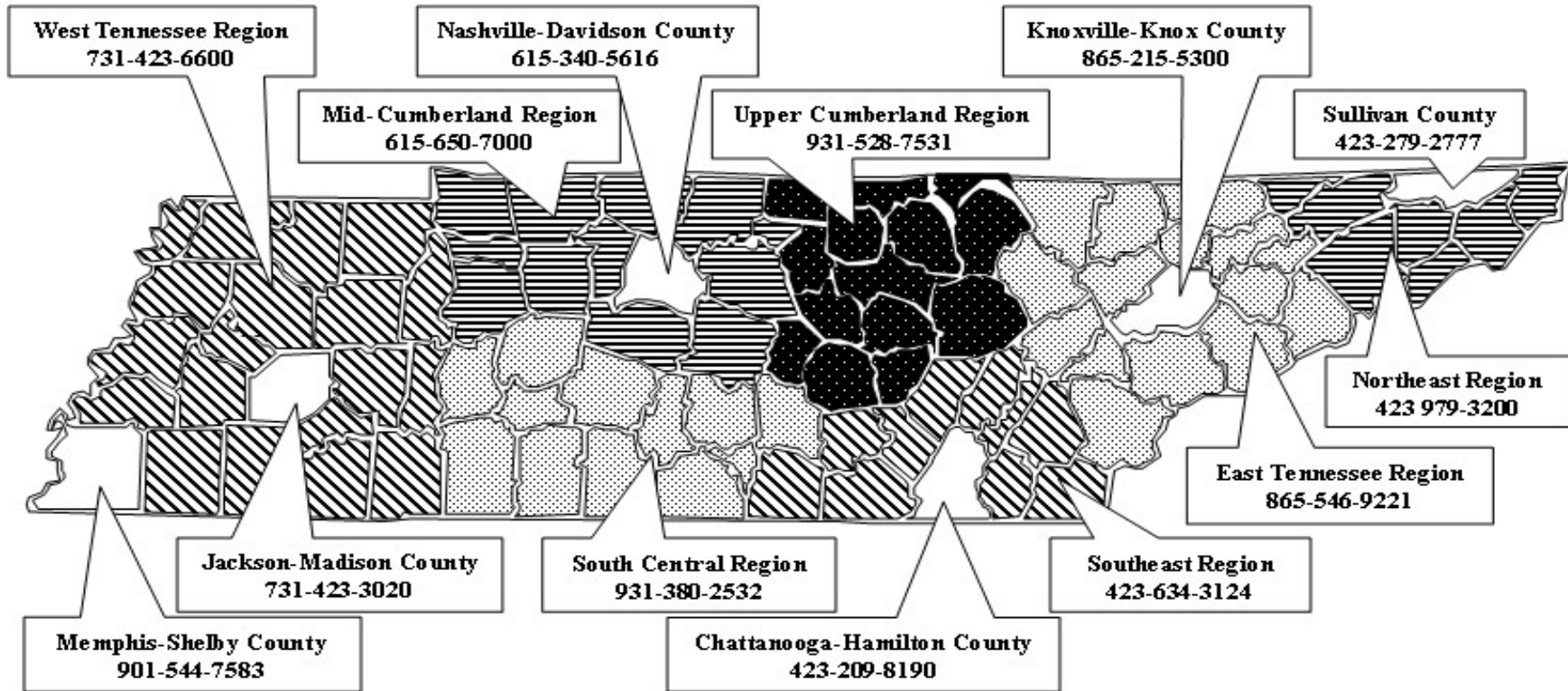
Influenza confirmed by culture or PCR in Tennessee from specimens collected by any source within the past 6 weeks.

August 9, 2009 to September 19, 2009

- Strains are reported by county of case residence or, if unknown, county where the specimen was collected.
- Counties where influenza sentinel providers are located are identified with bold boundary lines.
- Stars marks counties with large metropolitan populations (Memphis, Jackson, Nashville, Chattanooga, Knoxville, and the Tri-Cities area)
- Novel 2009 H1N1 results are for confirmed cases identified by PCR testing; counties with their first case identified are indicated by diagonal striping.



TENNESSEE SENTINEL PROVIDER NETWORK



Important Information

Novel influenza: www.cdc.gov or
<http://health.state.tn.us/H1N1.htm>

Submit weekly reports to:
www.ncid.cdc.gov/flu/ or Fax 888-232-1322

State Lab:

• Jerry Hindman or Susan McCool
615-262-6351 or 6374

SPN Questions:

• Regional SPN Coordinator (see map)
• Robb Garman or Robert Taylor
800-404-3006 or 615-741-7247