

**Sentinel Provider Influenza-Like Illness (ILI)<sup>1</sup> Surveillance Summary** ([health.state.tn.us/TNflu\\_report\\_archive.htm](http://health.state.tn.us/TNflu_report_archive.htm))  
**for the Week of November 10-16, 2013 (Week 46)**

Summary for	# Sites reporting	Total Sites	Total Regional ILI	Total Regional Patients	% ILI	Compared to State <sup>2</sup>
Hamilton County (Chattanooga)	4	4	3	767	0.4%	
East Tennessee Region	8	8	13	2968	0.4%	
Jackson-Madison County	2	2	11	620	1.8%	higher
Knoxville-Knox County	3	4	13	1710	0.8%	
Mid-Cumberland Region	9	10	9	1214	0.7%	
Shelby County (Memphis)	1	9	0	200	0.0%	
Nashville-Davidson County	3	6	4	562	0.7%	
Northeast Region	3	3	0	204	0.0%	
South Central Region	2	3	0	90	0.0%	
Southeast Region	5	5	1	761	0.1%	
Sullivan County (Tri-Cities)	1	2	0	307	0.0%	
Upper Cumberland Region	4	4	1	414	0.2%	
West Tennessee Region	6	6	0	284	0.0%	
State of Tennessee	51	66	55	10101	0.54%	

**H7N9 in China:**

No change from week 45.

**Novel H3N2v Influenza in the Midwest:**

No change from week 45.

**For Sentinel Providers - Use Current Specimen Form:**

Sentinel Providers are reminded to submit a specimen for every patient meeting the ILI case definition (up to 10 per week). It is important to use the current TDH specimen submission form [dated September 2013](#). If you have questions, contact your regional or state SPN representative.

*The percentage of patients with ILI reported in Week 46 was 0.54% as compared to 0.41% in Week 45. To date, 62 specimens from Week 46 have been tested; two (3.2%) were positive for influenza A(H1N1), one each from Davidson and Rutherford counties. Several others were positive for other respiratory viruses, predominately rhinovirus. A map of counties with confirmed influenza (PCR or culture) in the past six weeks is below.*

*All clinicians who see patients with influenza like illness and exposure to swine or agricultural fairs within 7 days of illness onset should contact public health. Testing for H3N2v can be done at the State Public Health Laboratory for patients meeting clinical and epidemiologic criteria for suspected H3N2v infection. Only sentinel providers are authorized to send in routine surveillance specimens from patients without specific epidemiologic risk factors for novel influenza virus infection.*

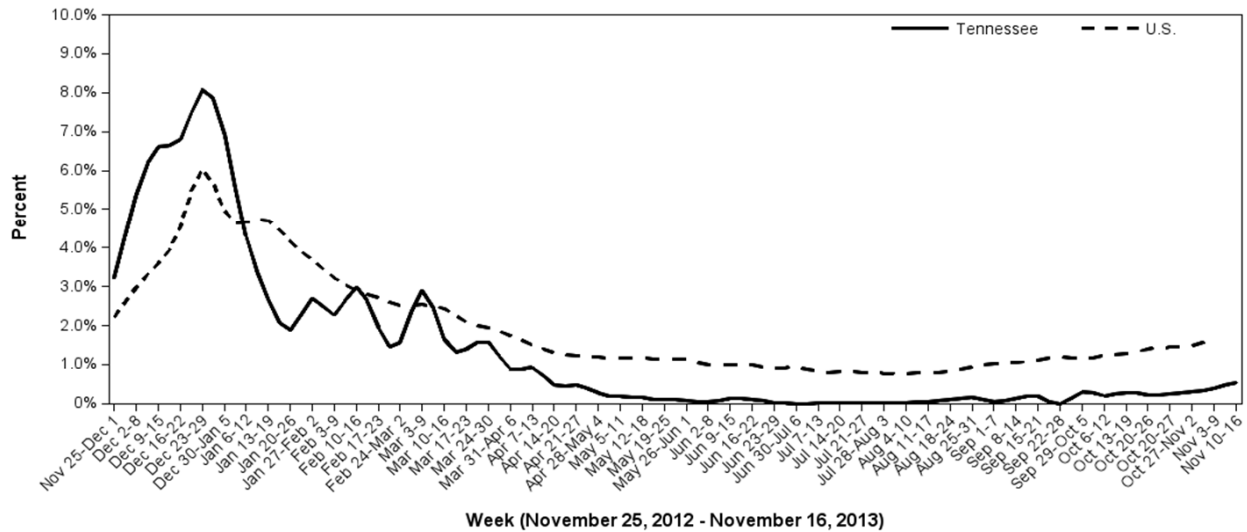
Respiratory Viral Panel

**Number of Positive Specimens, by week**

Month/Week	#	Flu A (H1N1)	RSV A	RSV B	Paraflu 1	Paraflu 3	Paraflu 4	Rhino	Metapneumo	Adeno C	Corona HKU1
<b>November</b>											
Current	62	2	0	1	3	0	1	16	0	2	1
45	57	2	2	1	6	0	0	9	0	0	0
<b>October</b>											
44	61	1	0	3	0	1	1	11	0	0	0
43	48	0	0	1	0	0	1	12	0	0	0
42	23	0	0	1	3	0	0	2	0	0	0
41	23	0	0	0	1	0	0	2	1	0	0

**Percentage of Outpatient Visits Reported by the U.S. and Tennessee Outpatient Influenza-like Illness Surveillance Network (ILINet) as Influenza-like Illness, 2013-2014**

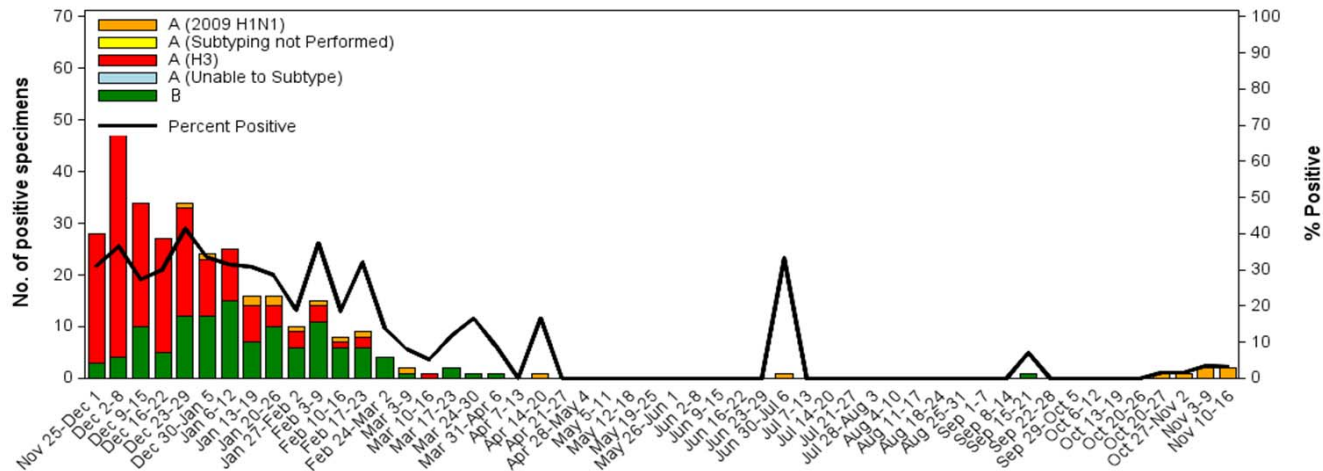
Updated: November 21, 2013



Week (November 25, 2012 - November 16, 2013)

**Influenza Positive Tests Submitted to TN Dept. of Health Laboratory Services Tennessee, 2013-2014**

Updated: November 21, 2013

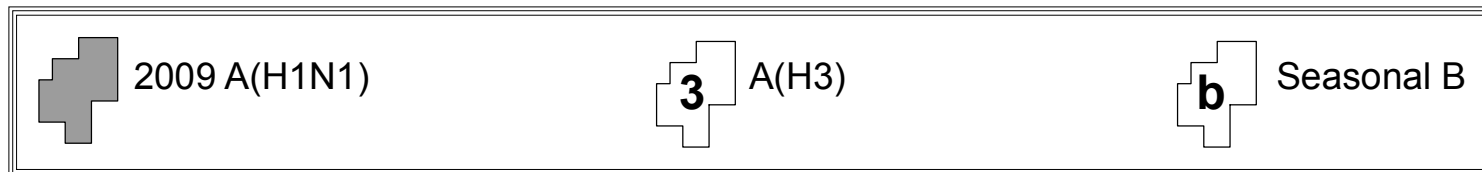
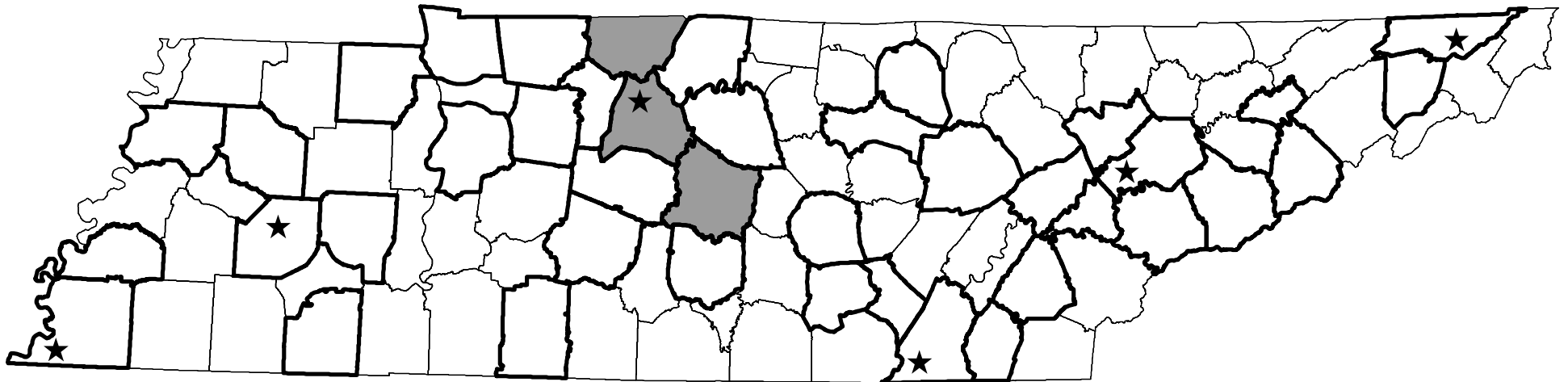


Week (November 25, 2012 - November 16, 2013)

# Influenza Confirmed by Culture or PCR in Tennessee from Specimens Collected by Any Source within the Past 6 Weeks

October 6 - November 16, 2013

- Strains are reported by county of case residence.
- Counties where influenza sentinel providers are located are identified with bold boundary lines.
- Stars mark counties with large metropolitan populations (Memphis, Jackson, Nashville, Chattanooga, Knoxville, and the Tri-Cities area).



## Reference Information for Sentinel Provider Network

1 Influenza-like illness (ILI) is defined as fever > 100°F (37.8°C) plus cough and/or sore throat, in the absence of a known cause (other than influenza). Classification of ILI is based upon symptoms only and does not require any test.

2 The % of patients with ILI seen in each region is compared to the statewide average. Regions with % statistically-significantly different from the state average are noted as "higher" or "lower." The CDC reports that the percentage of patients visiting outpatient healthcare providers in the Sentinel Provider Network (SPN) with influenza-like-illness (ILI) when influenza viruses are not circulating is expected to fall at or below a specific SPN baseline [nationwide = 2.2%, East South Central region (AL, TN, MS, KY) = 2.3%]. When the percentage of patients with ILI exceeds this baseline, this suggests that influenza viruses may be circulating.

### Important information for Sentinel Providers

Sentinel Providers report ILI by the end of Tuesday following the end of the reporting week ([www2a.cdc.gov/ilinet](http://www2a.cdc.gov/ilinet)) and collect and ship specimens from ILI cases Monday through Thursday (maximum 10/week per provider). All Sentinel Provider specimens MUST be accompanied by the Influenza and Respiratory Viral Panel Submission form or testing will not be done. The Respiratory Viral Panel is only validated for nasopharyngeal (NP) specimens. Specimens collected from other sites cannot be tested.

Additional laboratory supplies can be obtained by completing the lab order supply form. To ensure the order is filled, please include the CDC Provider ID Code.

### Contact Information

Submit weekly reports to: <http://www2a.cdc.gov/ilinet/> OR Fax 888-232-1322

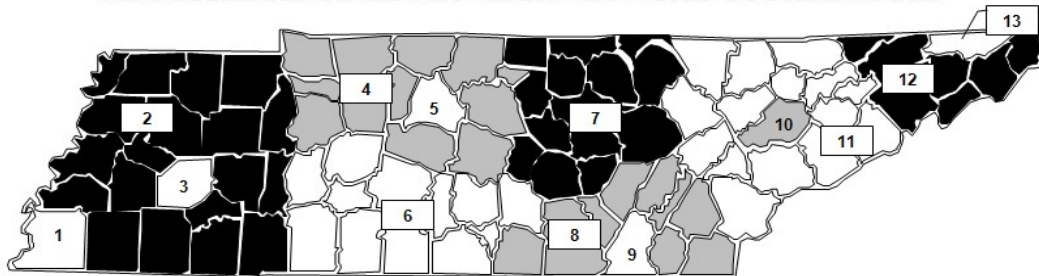
State Lab: Susan McCool 615-262-6351

### **SPN Questions:**

State: Robb Garman 800-404-3006 OR 615-741-7247

County/Region: Regional SPN Coordinator (see map)

**TENNESSEE SENTINEL PROVIDER NETWORK COORDINATORS**



1	Shelby County	901-222-9239
2	West TN Region	731-421-6758
3	Jackson-Madison County	731-927-8540
4	Mid-Cumberland Region	615-650-7000
5	Nashville-Davidson County	615-340-0551
6	South Central Region	931-380-2532
7	Upper Cumberland Region	931-646-7505
8	Southeast Region	423-634-6065
9	Chattanooga-Hamilton County	423-209-8063
10	Knoxville-Knox County	865-215-5084
11	East TN Region	865-549-5287
12	Northeast Region	423-979-3200
13	Sullivan County	423-279-7545