

Sentinel Provider Influenza-Like Illness (ILI) Surveillance Summary For the Week of November 29-December 5, 2009 (Week 48)

Summary for	# Providers reporting	Total Providers	Total Regional ILI	Total Regional Patients	% ILI	Comparison to State*
Chattanooga-Hamilton County	5	5	7	761	0.9%	
East Tennessee Region	6	7	30	2574	1.2%	
Jackson-Madison County	1	1	5	1023	0.5%	lower
Knoxville-Knox County	3	4	6	1325	0.5%	lower
Mid-Cumberland Region	10	12	34	1586	2.1%	higher
Memphis-Shelby County	4	9	12	349	3.4%	higher
Nashville-Davidson County	5	6	69	1735	4.0%	higher
Northeast Region	2	3	5	302	1.7%	
South Central Region	3	3	0	276	0.0%	lower
Southeast Region	3	5	1	498	0.2%	lower
Sullivan County	2	2	2	584	0.3%	lower
Upper Cumberland Region	4	5	10	806	1.2%	
West Tennessee Region	5	6	2	576	0.3%	lower
State of Tennessee	53	68	183	12395	1.48%	

Holiday Specimen Shipping

Note: All State Offices (including the Dept. of Health Laboratory Services) will be closed on:

Dec. 24, 25, 31 and Jan. 1

Sentinel Providers should not send specimens after Tuesday of each week (Dec. 22 & 29). Specimens collected on Monday and Tuesday should be sent via "Next Day Delivery".

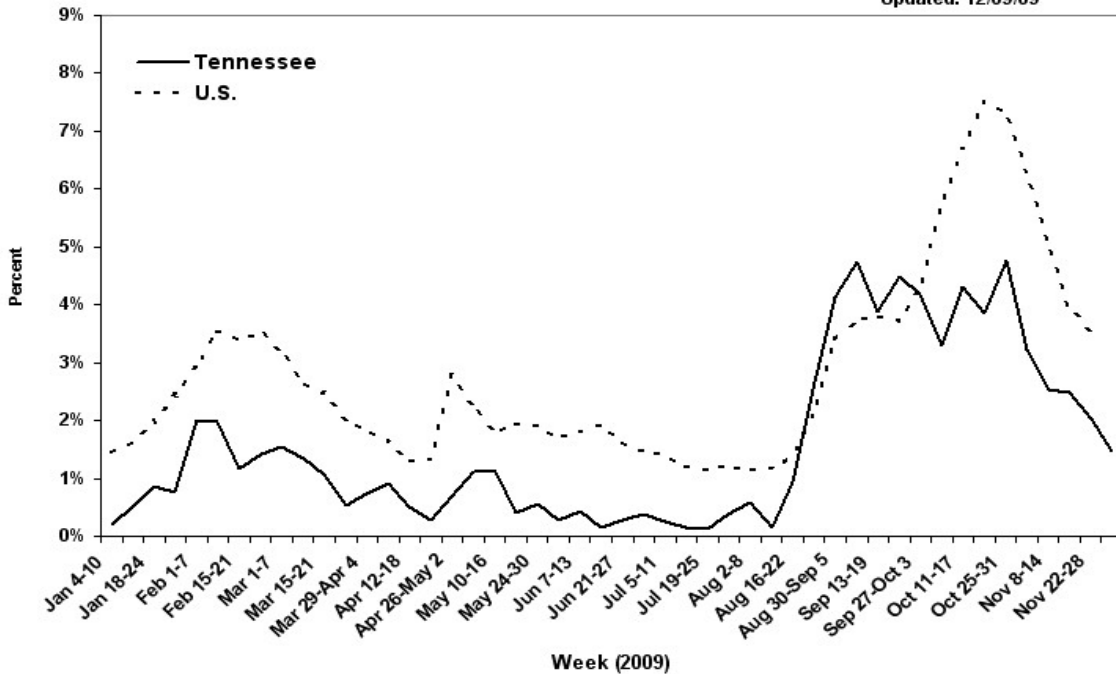
The percentage of patients with ILI reported by the TN SPN was 1.48% for Week 48 - down from 2.03% reported in Week 47. Of 76 specimens tested, 4 (5.3%) were positive by PCR for influenza: 100% were pandemic H1N1. ILI is defined as fever > 100°F (37.8°C) plus cough and/or sore throat, in the absence of a known cause (other than influenza). Classification of ILI is based upon symptoms only and does not require any test. The SPN Protocol (eff. Sept 1, 2009): SPs report ILI by the end of Tuesday following the end of the reporting week; collect and ship specimens from ILI cases on Mondays and/or Wednesdays (maximum 10/wk) using the SPN Specimen Collection Form dated 8/21/09. Complete the lab supply order form to receive new specimen collection supplies.

The CDC reports that the percentage of patients visiting outpatient healthcare providers in the Sentinel Provider Network (SPN) with influenza-like-illness (ILI) when influenza viruses are not circulating is expected to fall at or below a specific SPN baseline [nationwide = 2.2%, East South Central region (AL, TN, MS, KY) = 2.4%]. When the percentage of patients with ILI exceeds this baseline, this suggests that influenza viruses may be circulating.

*The percentage of influenza-like-illness patients seen in each region is compared to the statewide average. Regions with percentages statistically-significantly different from the state average are noted as "higher" or "lower."

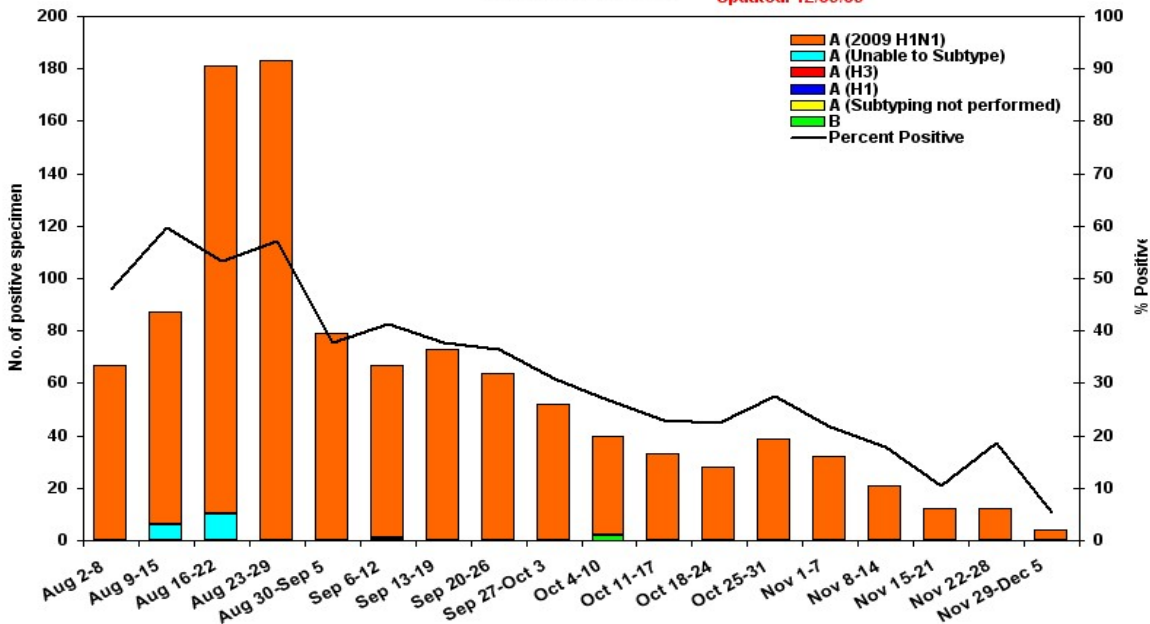
Percentage of Outpatient Visits Reported by the U.S. and Tennessee Outpatient Influenza-like Illness Surveillance Network (ILINet) as Influenza-like Illness

Updated: 12/09/09



Influenza Positive Tests Submitted to TN Dept. of Health Laboratory Services, Tennessee, 2009

Updated: 12/09/09



State Public Health Laboratory

Influenza PCR - specimens from all sources

Month 2009	Report Week	# Rec'd	Pan H1N1	A (H1)	A (H3)	B
Oct.	41	143	33	0	0	0
	42	125	28	0	0	0
	43	142	39	0	0	0
Nov.	44	147	32	0	0	0
	45	107	21	0	0	0
	46	99	12	0	0	0
	47	64	12	0	0	0
Dec.	48	76	4	0	0	0
	49					

Laboratory testing is done specifically for Seasonal A (H1) A(H3) & B virus subtypes, in addition to Pandemic A (H1). Non-subtyped and non-subtypable results are no longer reported in this chart or on the state map.

All Sentinel Provider specimens MUST now be accompanied by the SPN Influenza Submission form dated 8/21/2009, or testing will not be done.

This table shows all specimens tested by the State Lab. The state lab policy for influenza testing is at <http://health.state.tn.us/H1N1.htm#hcp>.

Important Information

www.cdc.gov AND <http://health.state.tn.us/H1N1.htm>

Submit weekly reports to: <http://www2a.cdc.gov/ilinet/> or Fax 888-232-1322

State Lab:

• Jerry Hindman or Susan McCool 615-262-6351 or 6374

SPN Questions:

• Regional SPN Coordinator (see map)
• Robb Garman or Robert Taylor 800-404-3006 or 615-741-


Influenza confirmed by culture or PCR in Tennessee from specimens collected by any source within the past 6 weeks.

October 25, 2009 to December 5, 2009

- Strains are reported by county of case residence or, if unknown, county where the specimen was collected.
- Counties where influenza sentinel providers are located are identified with bold boundary lines.
- Stars marks counties with large metropolitan populations (Memphis, Jackson, Nashville, Chattanooga, Knoxville, and the Tri-Cities area)
- Novel 2009 H1N1 results are for confirmed cases identified by PCR testing; counties with their first Novel 2009 H1N1 positive result in the past 6 weeks are indicated by diagonal striping.



 Pandemic A (H1N1)

 1st Pandemic A (H1N1) in past 6 weeks

 Seasonal A (H1)

 Seasonal A (H3)

 Seasonal B

TENNESSEE SENTINEL PROVIDER NETWORK

