

United Nations Office of Counter-Terrorism (UNOCT) Briefing to Member States



Opening Statement by Under-Secretary-General
Vladimir Voronkov
18 December 2018

Mandate of UNOCT

UNOCT has five main functions:

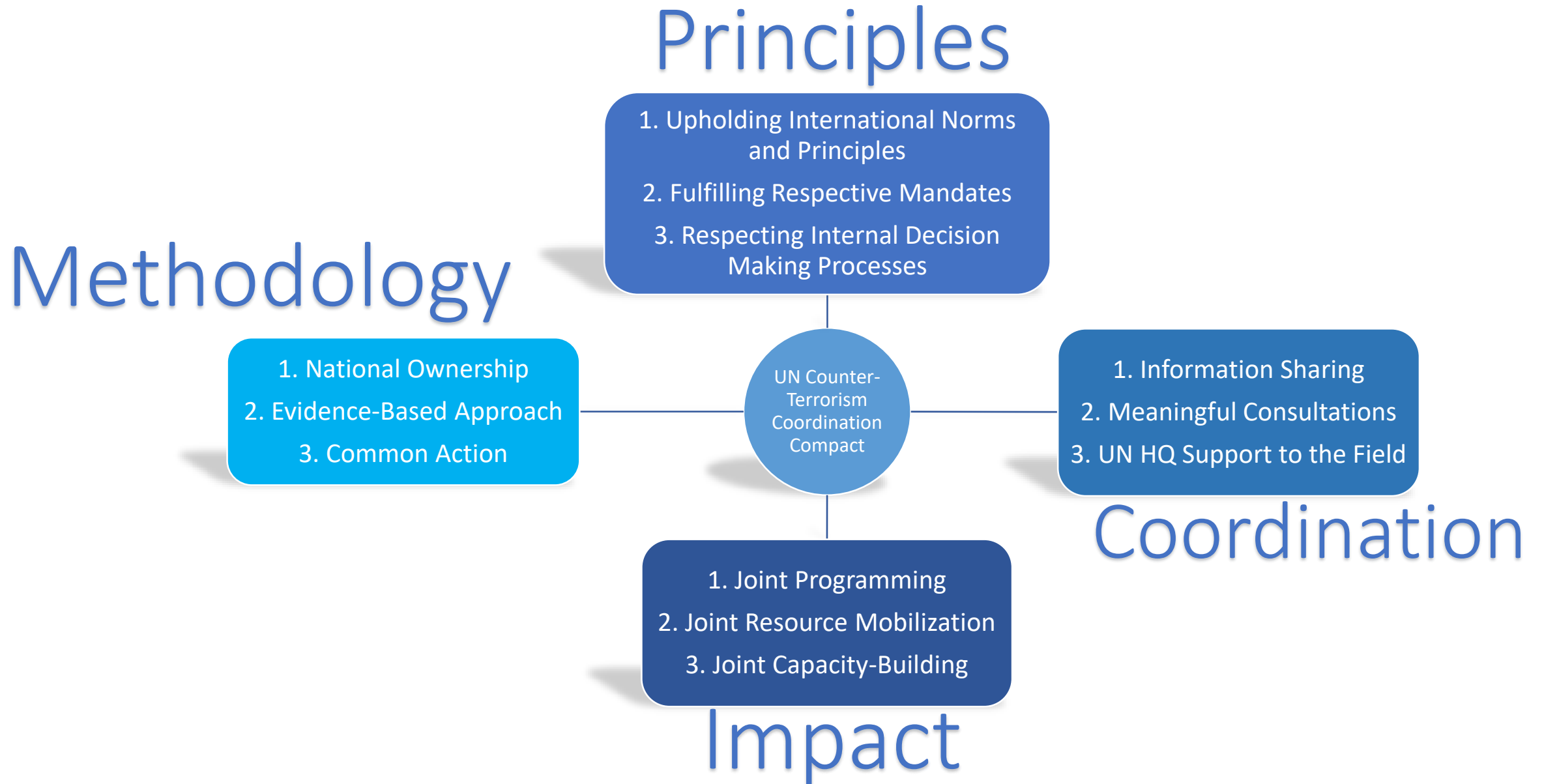
1. Enhance **coordination and coherence across the 38 CTITF entities** to ensure balanced implementation of the four pillars of the Strategy;
2. Provide **leadership on the General Assembly counter-terrorism mandates** entrusted to the SG from across the UN system;
3. Strengthen the **delivery of UN counter-terrorism capacity-building assistance** to Member States
4. Improve **visibility advocacy, and resource mobilization** for UN counter-terrorism efforts; and
5. Ensure that **due priority is given to counter-terrorism** across the UN system and that the important work on PVE is firmly rooted in the strategy

1. Enhancing Coordination and Coherence

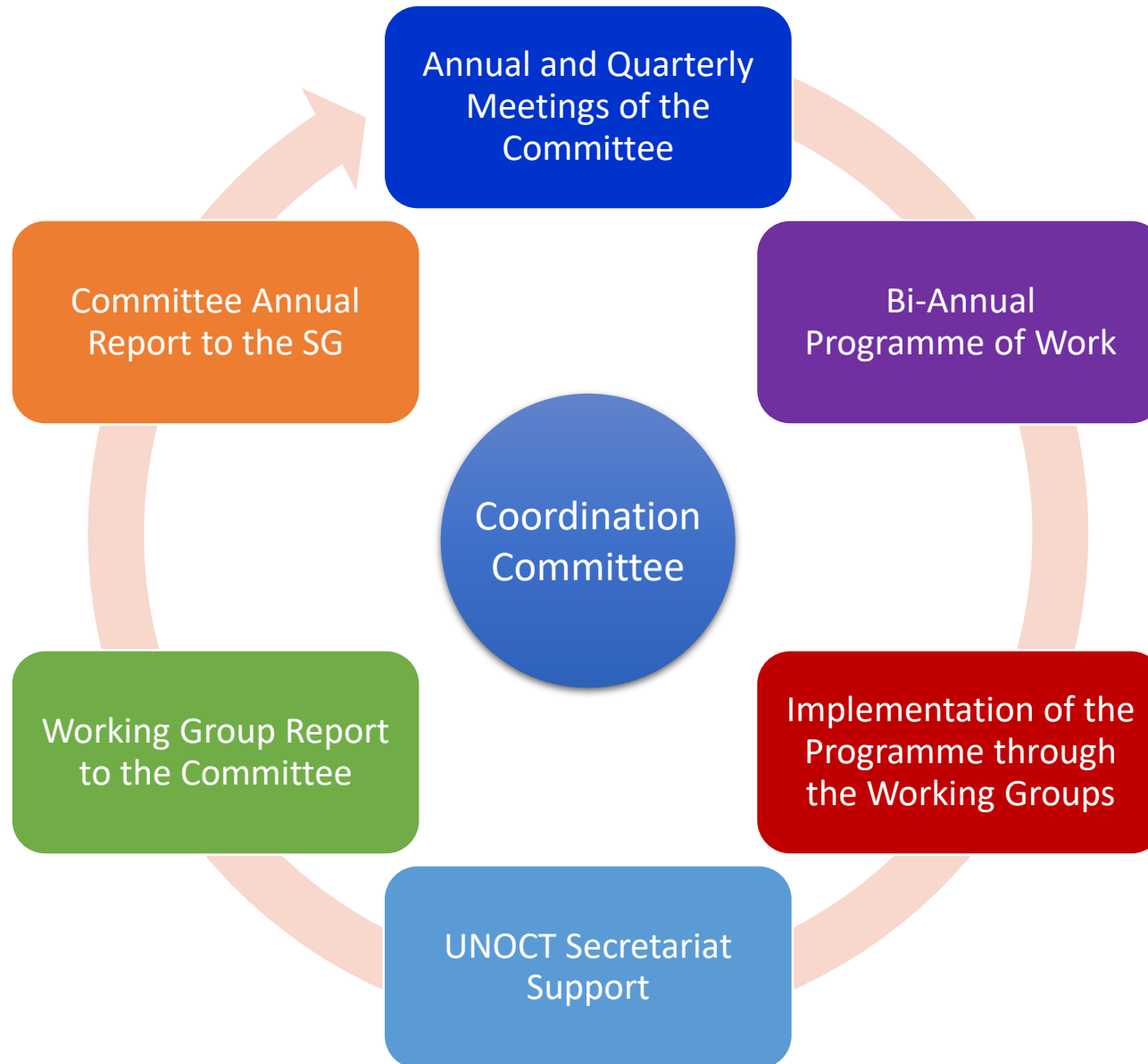


Signing of the Global Compact - 23 February 2018

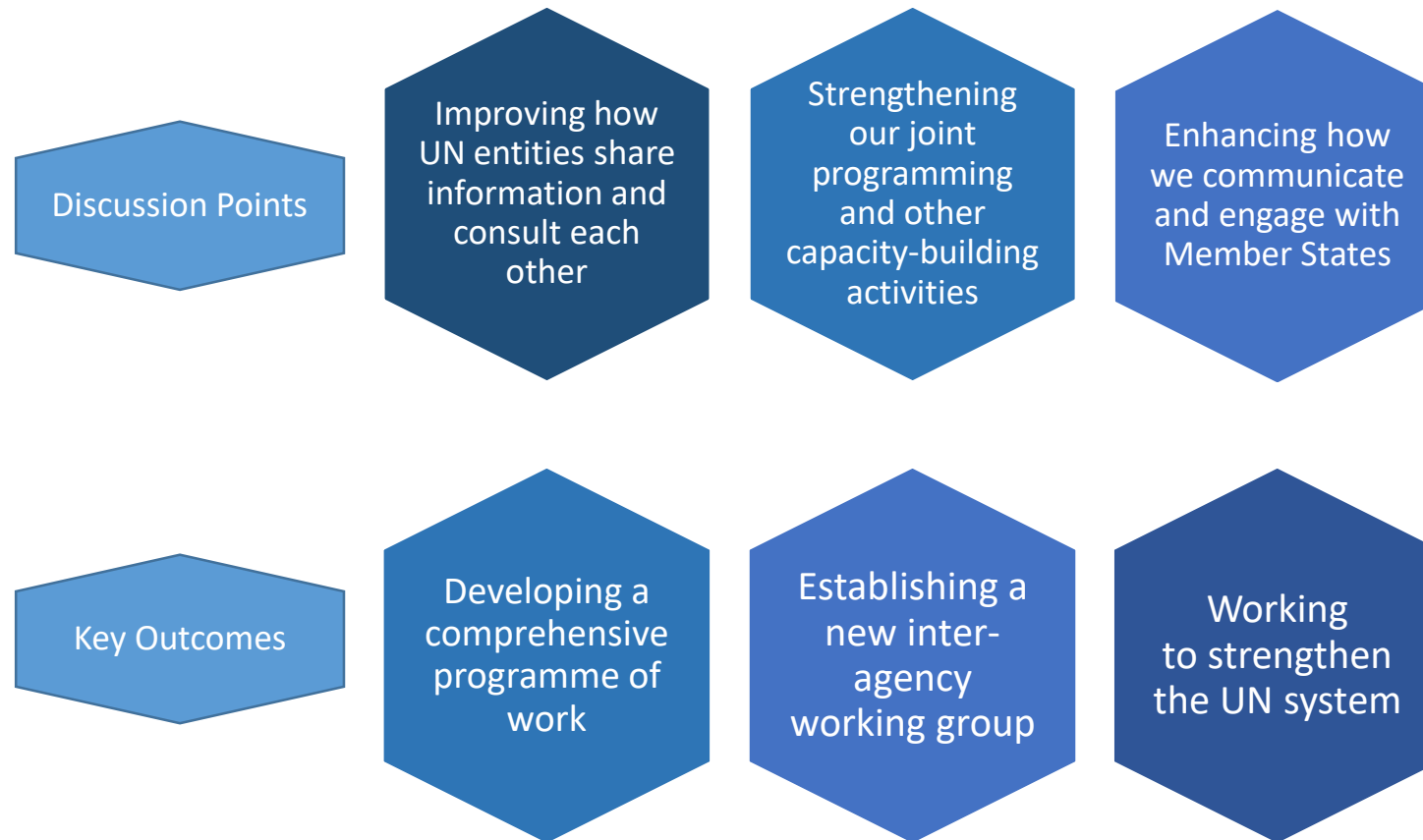
Fundamental Objectives of the Compact



Functioning of the Global Compact

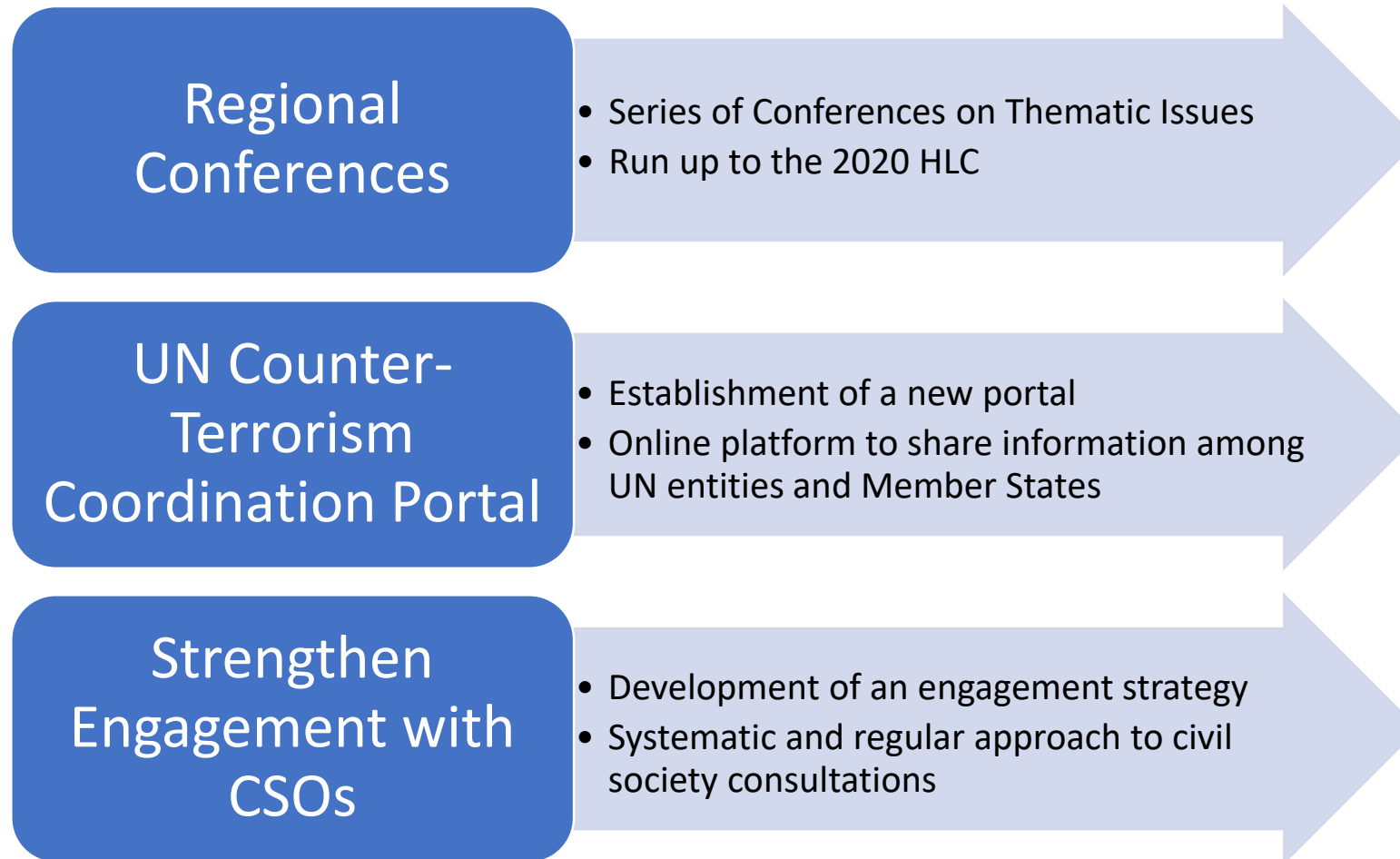


Global Counter-Terrorism Coordination Compact

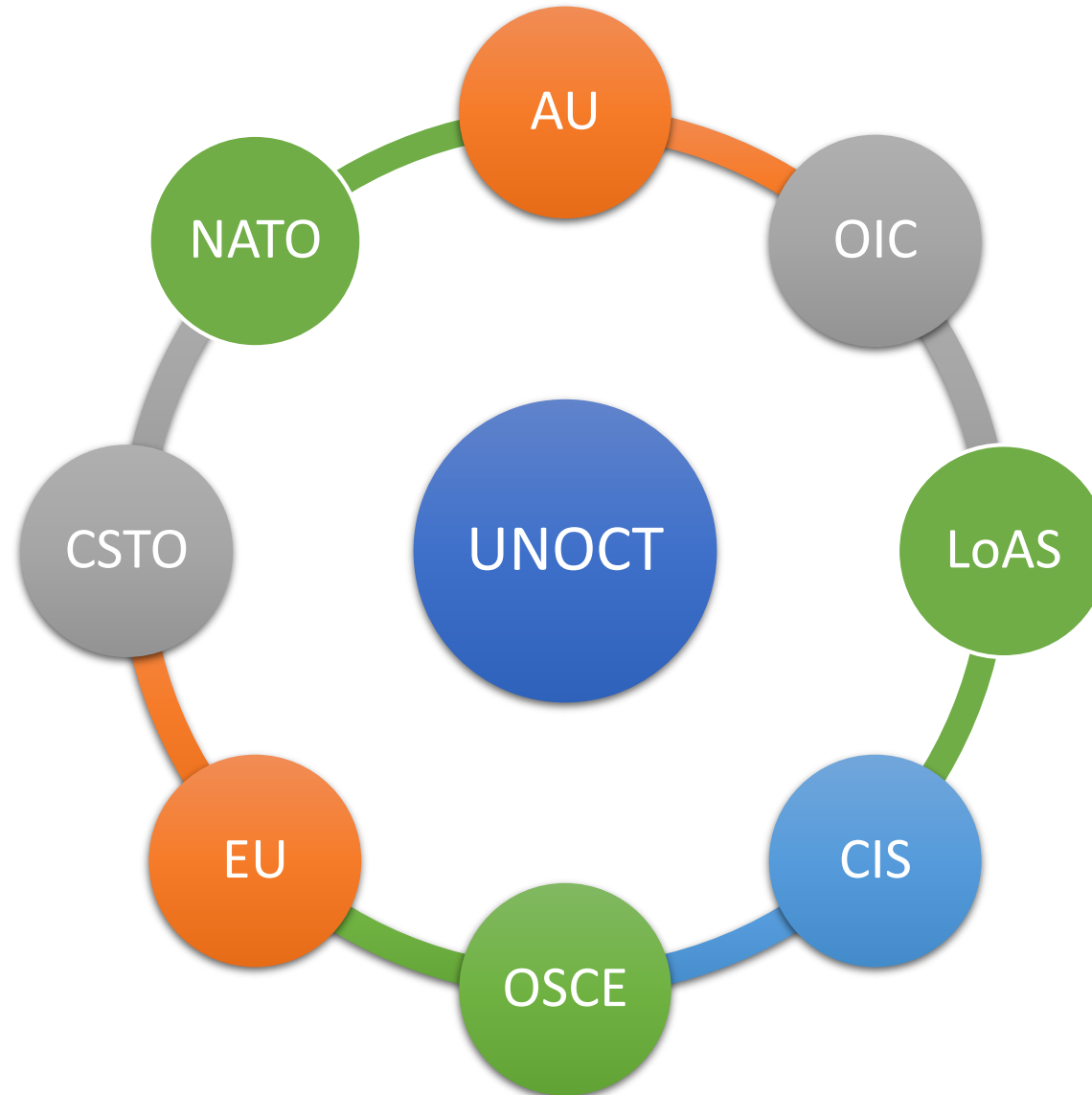


2. Providing Leadership across the UN System


- Major UNOCT Initiatives – 6th Review of the Global Counter-Terrorism Strategy, First Ever High-Level Conference of Heads of Counter-Terrorism Agencies



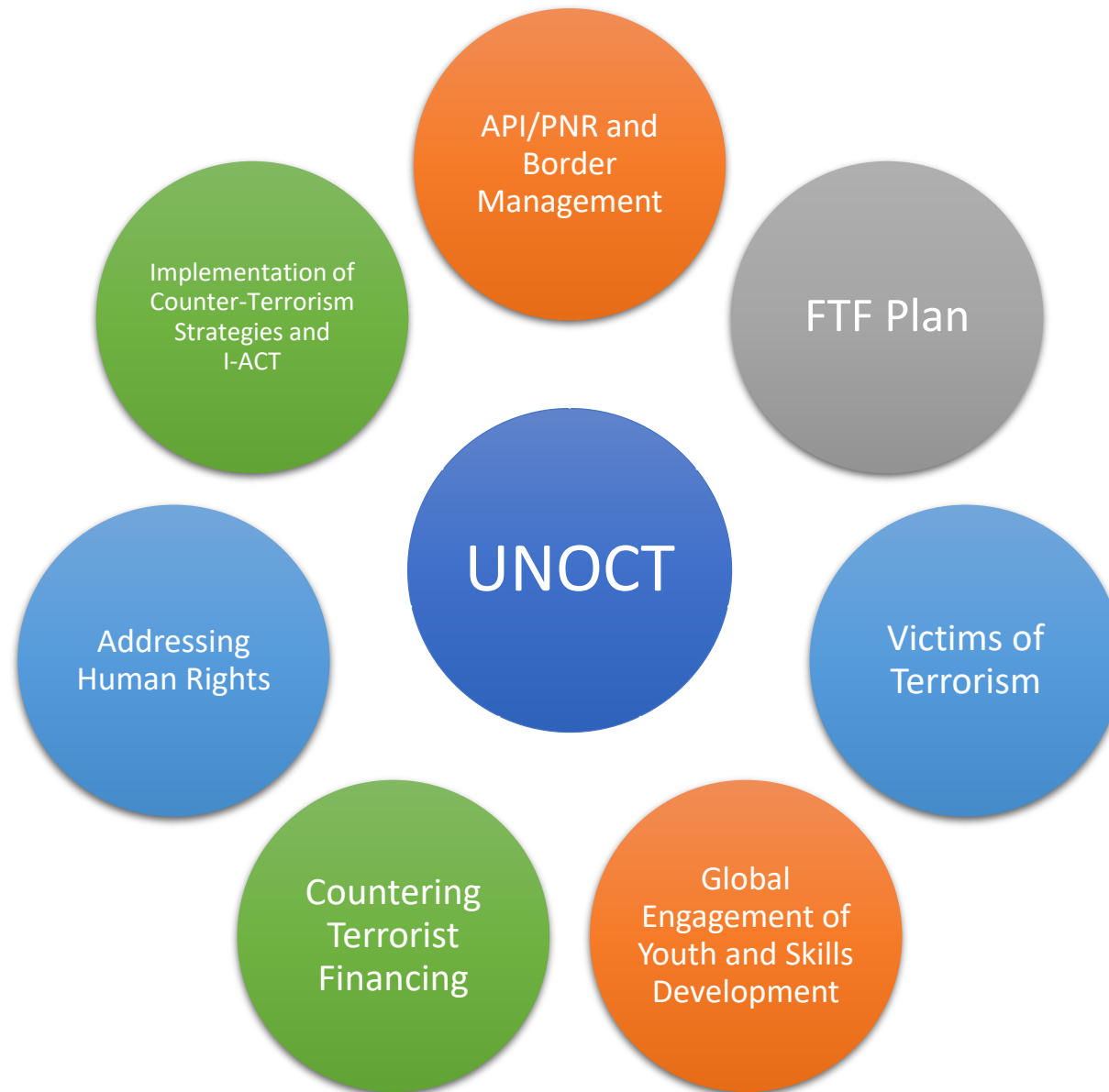
Partnerships with Regional and Sub-Regional Organizations



3. Strengthening the Delivery of Capacity-Building Assistance



Major UNOCT Activities



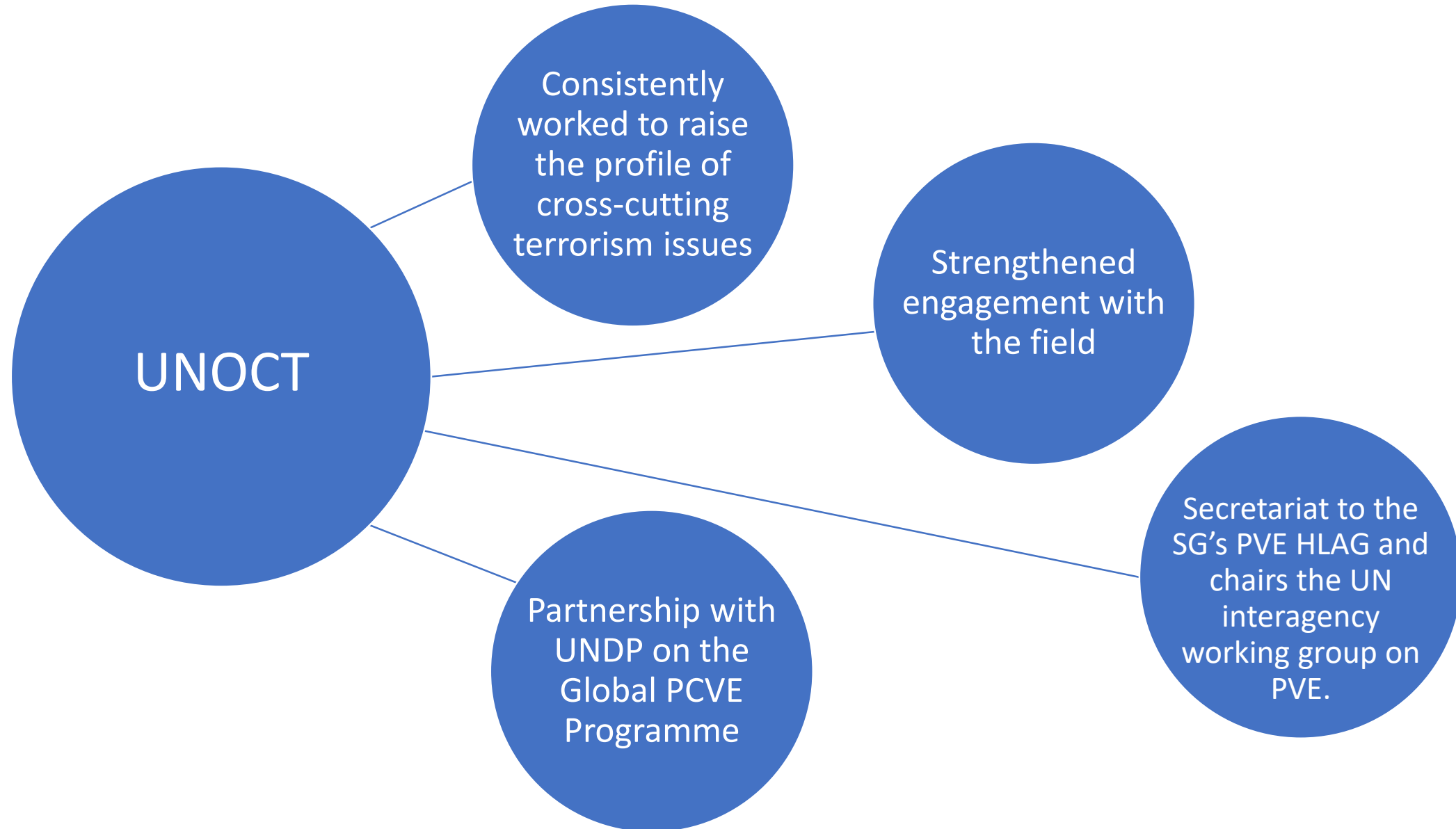
4. Improving Visibility, Advocacy, and Resource Mobilization

In 2018, UNOCT has:



- Need for predictable, sustainable and diverse funding
- In 2019, UNOCT will launch the first Consolidated Multi-Year Donor Appeal

5. Prioritizing CT and Ensuring PCVE is rooted in the GCTS



The Way Forward

Built a strong foundation,
must now transform
achievements into Action

UNOCT to be more
effective and responsive
to Member States' needs

UNOCT work and
programs to become
more structured and
efficient

United Nations Office of Counter-Terrorism (UNOCT) Briefing to Member States



18 December 2018

Top 10 Contributors to the Trust Fund Managed by UNOCT (since inception in 2009)

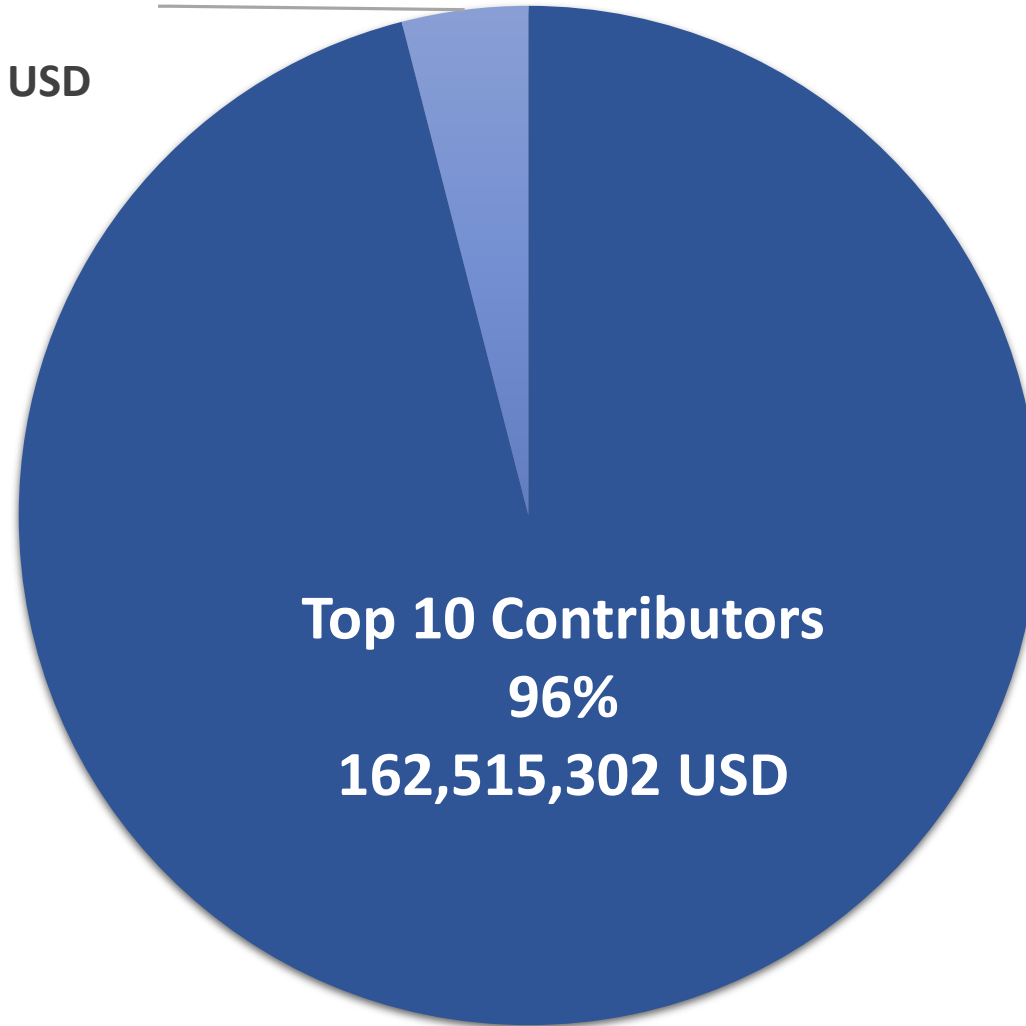
No.	Donors	Contributions (Cash, USD)	Hard pledges	In-Kind contribution	Total
1	Saudi Arabia	110,000,000			110,000,000
2	Netherlands	630,455	5,681,818	11,500,000	17,812,273
3	Qatar	250,000	15,000,000		15,250,000
4	United States	5,458,903			5,458,903
5	Norway	2,937,064	942,878		3,879,942
6	Japan	2,946,612			2,946,612
7	Spain	2,190,701	68,337		2,259,038
8	Russia	2,000,000			2,000,000
9	European Union	1,459,340			1,459,340
10	United Kingdom	1,388,896	60,297		1,449,193
Total		129,261,972	21,753,330	11,500,000	162,515,302
Grand Total					168,580,600
Top 10 Contributors Percentage					96%

Top 10 Contributors to the Trust Fund Managed by UNOCT (since inception in 2009)

All other Contributions

4%

6,065,298 USD



Top 10 Contributors

96%

162,515,302 USD

Junior Professional Officers

Denmark

France

Germany

Kazakhstan

Sweden

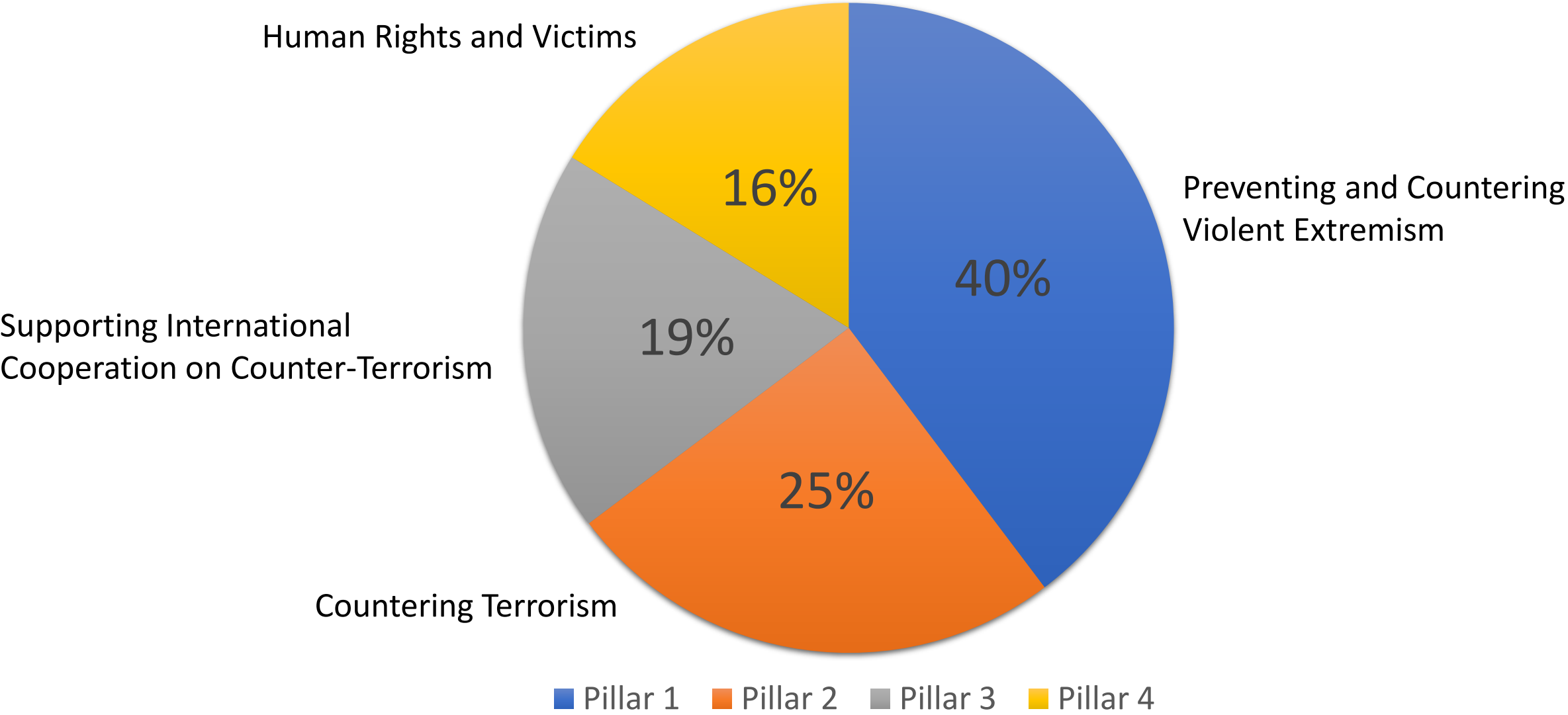
Project Performance as of 30 September 2018

Pillar	Pillar Description	Consumable Budget (a)	Consumed Budget (b)	Implementation Rate (c) = b/a
1	Preventing and Countering Violent Extremism	9,535,395.49	5,111,813.57	54%
2	Combatting Terrorism	7,896,837.21	3,217,799.18	41%
3	Supporting International Cooperation on Counter-Terrorism	3,725,804.16	2,451,740.95	66%
4	Human Rights and Victims	3,865,974.10	2,083,828.90	54%
Total		25,024,010.96	12,865,182.60	51%

Distribution of Actual Project Expenditures across 4 Pillars

Pillar	Pillar Description	Consumed Budget	Distribution
1	Preventing and Countering Violent Extremism	5,111,813.57	39.70%
2	Combatting Terrorism	3,217,799.18	25.01%
3	Supporting International Cooperation on Counter-Terrorism	2,451,740.95	19.06%
4	Human Rights and Victims	2,083,828.90	16.20%
Total		12,865,182.60	100%

Distribution of Actual Project Expenditures across 4 Pillars



Gender Distribution of UNOCT Staff

Position	Count of Males	Count of Females
USG	1	
D-2	1	
D-1	1	1
P-5	3	1
P-4	6	10
P-3	5	8
P-2		1
G-6	2	2
G-5	2	5
G-4		3
Grand Total	21	31

Nationality Distribution of UNOCT Staff

Nationality	Count	Nationality	Count
Afghan	1	Hungarian	1
Argentinian	2	Italian	1
Australian	1	Japanese	2
Austrian	1	Kenyan	1
Belgian	1	Malian	1
British	2	Pakistani	2
Cameroonian	1	Russian	4
Canadian	4	Rwandan	1
Chinese	1	Saudi Arabian	1
Colombian	1	Singaporean	1
Danish	1	Spanish	1
Ecuadorian	1	Turkish	1
Estonian	1	Ukrainian	1
Ethiopian	1	USA	7
Filipino	1	Uzbek	1
French	3	Zambian	1
German	2	Total	52

33 Total Nationalities

UNOCT Organizational Chart

