

WOMEN POLITICAL LEADERS 2024



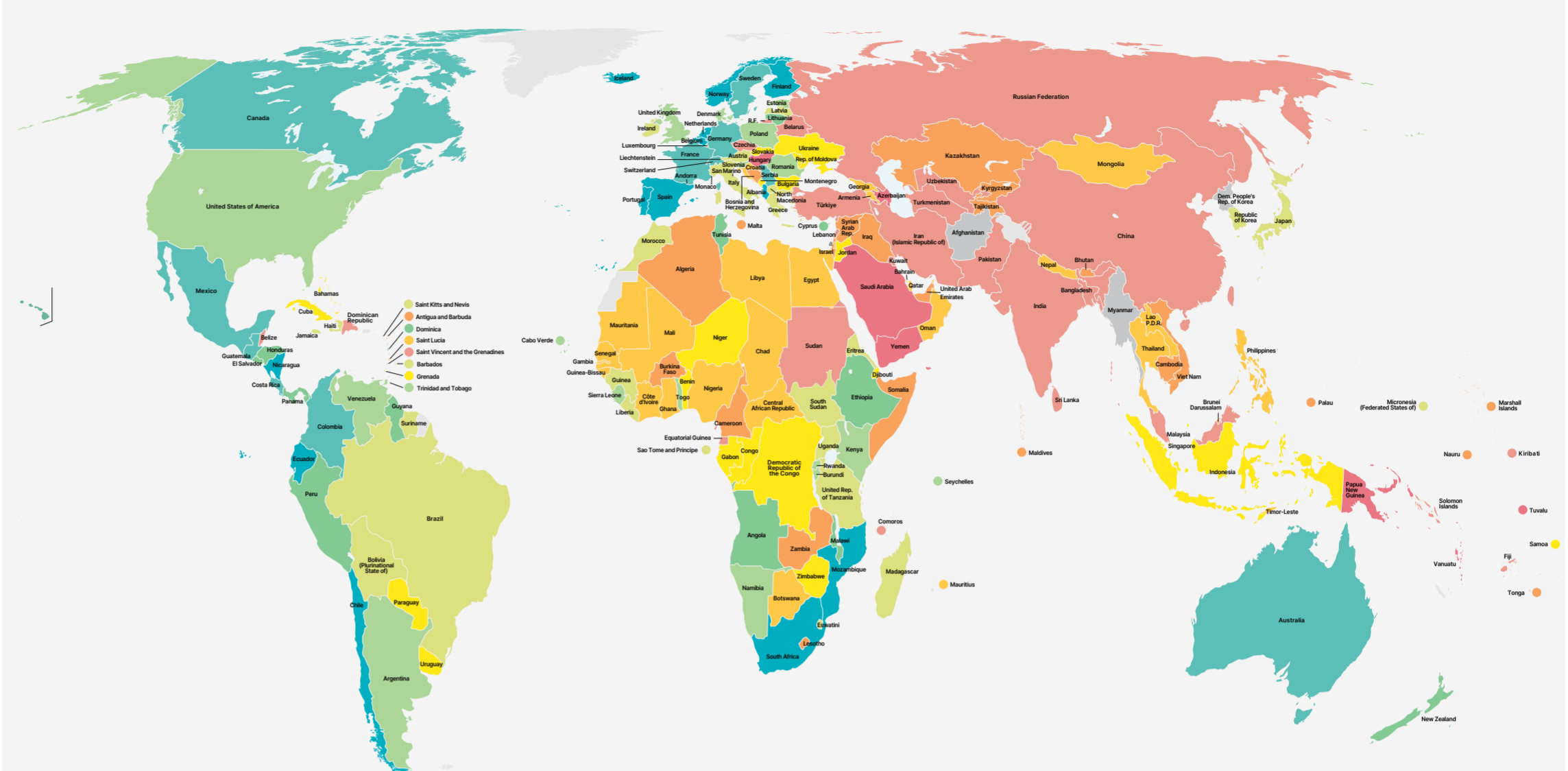
Women in political executive positions: Heads of State, Heads of Government, and Cabinet members heading Ministries as at 1 January 2024

Women Cabinet ministers

The countries are ranked according to the share of women Cabinet members who head Ministries as at 1 January 2024.

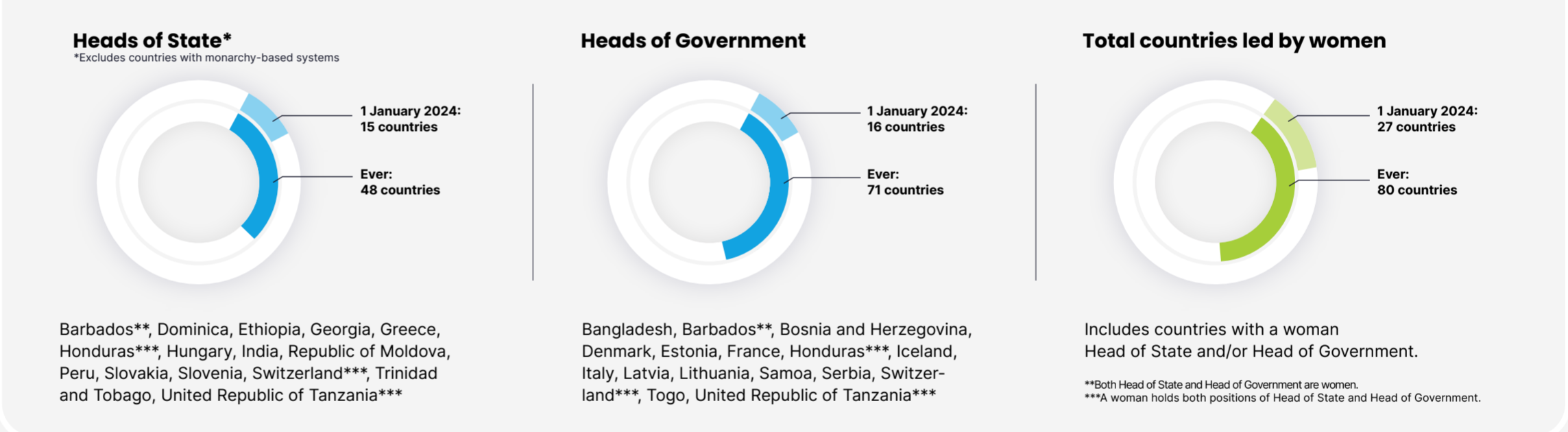
Rank	Country	Total Ministers ¹	Women	% Women
1	Finland	19	12	63.2
2	Nicaragua	16	10	62.5
3	Liechtenstein	5	3	60.0
4	Belgium	14	8	57.1
5	Andorra	11	6	54.5
6	Chile	24	13	54.2
7	Portugal	17	9	52.9
8	Norway	19	10	52.6
9	Albania	12	6	50.0
10	Ecuador	20	10	50.0
11	Iceland	12	6	50.0
12	Mozambique	20	10	50.0
13	Netherlands (Kingdom of the)	12	6	50.0
14	South Africa	30	15	50.0
15	Spain	22	11	50.0
16	Sweden	23	11	47.8
17	France	17	8	47.1
18	Germany	15	7	46.7
19	Australia	22	10	45.5
20	Canada	34	15	44.1
21	Guatemala*	14	6	42.9
22	Switzerland	7	3	42.9
23	Colombia	19	8	42.1
24	Mexico	19	8	42.1
25	Costa Rica	22	9	40.9
26	Monaco	5	2	40.0
27	Serbia	25	10	40.0
28	New Zealand	28	11	39.3
29	Angola	23	9	39.1
30	Dominica	13	5	38.5
31	Honduras	21	8	38.1
32	Malawi	21	8	38.1
33	Cyprus	16	6	37.5
34	El Salvador	16	6	37.5
35	Paru	19	7	36.8
36	Ethiopia	22	8	36.4
37	Tunisia	22	8	36.4
38	Lithuania	14	5	35.7
39	Guyana	17	6	35.3
40	Panama	17	6	35.3
41	Argentina	9	3	33.3
42	Burundi	15	5	33.3
43	Estonia	12	4	33.3
44	Luxembourg	15	5	33.3
45	Romania	18	6	33.3
46	Seychelles	15	5	33.3
47	Sierra Leone	27	9	33.3
48	United Kingdom	18	6	33.3
49	United States of America	15	5	33.3
50	Togo	28	9	32.1
51	Kenya	22	7	31.8
52	Trinidad and Tobago	22	7	31.8
53	Namibia	19	6	31.6
54	Slovenia	6	2	31.6
55	Cabo Verde	16	5	31.3
56	Venezuela (Bolivarian Republic of)	10	3	30.3
57	Denmark	20	6	30.0
58	Poland	20	6	30.0
59	Rwanda	20	6	30.0
60	Bolivia (Plurinational State of)	17	5	29.4
61	Liberia	17	5	29.4
62	Republic of Korea	17	5	29.4
63	Suriname	17	5	29.4
64	Brazil	31	9	29.0
65	Ireland	14	4	28.6
66	Latvia	14	4	28.6
67	Haiti	18	5	27.8
68	Sao Tome and Principe*	11	3	27.3
69	Madagascar	17	4	26.9
70	Jamaica	15	4	26.7
71	Eswatini*	19	5	26.3
72	Morocco	19	5	26.3
73	United Republic of Tanzania*	23	6	26.1
74	Guinea	27	7	25.9
75	South Sudan	31	8	25.8
76	Austria	12	3	25.0
77	Barbados	12	3	25.0
78	Eritrea	16	4	25.0
79	Greece	20	5	25.0
80	Italy	16	4	25.0
81	Japan*	20	5	25.0
82	Micronesia (Federated States of)	8	2	25.0
83	North Macedonia	16	4	25.0
84	Saint Kitts and Nevis	8	2	25.0
85	Uganda	20	5	25.0
86	Zimbabwe	25	6	24.0
87	Benin	21	5	23.8
88	Paraguay	22	4	23.5
89	Cuba	17	4	22.7
90	Gabon	22	5	22.7
91	Bahamas	18	4	22.2
92	Congo	36	8	22.2
93	Jordan	27	6	22.2
94	Bahrain	23	5	21.7
95	Djibouti	23	5	21.7
96	Grenada	14	3	21.4
97	Republic of Moldova	14	3	21.4
98	Slovakia	14	3	21.4
99	Uruguay	14	3	21.4
100	Bulgaria	19	4	21.1
101	Montenegro	19	4	21.1
102	Niger*	19	4	21.1
103	Ukraine	19	4	21.1
104	Indonesia	29	6	20.7
105	Democratic Rep. of the Congo*	44	9	20.5
106	Samoa	15	3	20.0
107	Côte d'Ivoire	31	6	19.4
108	Nepal	21	4	19.0
109	Croatia	16	3	18.8
110	Egypt	32	6	18.8
111	Mongolia	16	3	18.8
112	Mauritania	22	4	18.2
113	Saint Lucia	11	2	18.2
114	Mali	28	5	17.9
115	Lao People's Democratic Rep.	17	3	17.6
116	Nigeria	34	6	17.6
117	Senegal	34	6	17.6
118	Mauritius	23	4	17.4
119	Philippines	23	4	17.4
120	Chad	29	5	17.2
121	Ghana	29	5	17.2
122	Armenia	12	2	16.7
123	Botswana	18	3	16.7
124	Georgia	12	2	16.7
125	Guinea-Bissau*	24	4	16.7
126	Central African Republic	31	5	16.1
127	Qatar	19	3	15.8
128	Thailand	19	3	15.8
129	Libya	26	4	15.4
130	Gambia	20	3	15.0
131	Oman	20	3	15.0
132	Timor-Leste	20	3	15.0
133	Cameron	34	5	14.7
134	Algeria	28	4	14.3
135	Kazakhstan	21	3	14.3
136	Nauru	7	1	14.3
137	Singapore	14	2	14.3
138	Tajikistan	14	2	14.3
139	Maldives	22	3	13.6
140	Iraq	23	3	13.0
141	Antigua and Barbuda	8	1	12.5
142	Kyrgyzstan	16	2	12.5
143	Palau	8	1	12.5
144	Zambia	24	3	12.5
145	Somalia	25	3	12.0
146	Syrian Arab Republic	25	3	12.0
147	Lesotho	17	2	11.8
148	Bhutan*	9	1	11.1
149	Bosnia and Herzegovina	9	1	11.1
150	Cambodia	27	3	11.1
151	Malta	18	2	11.1
152	Marshall Islands	9	1	11.1
153	United Arab Emirates	18	2	11.1
154	Viet Nam*	18	2	11.1
155	Israel*	28	3	10.7
156	Brunei Darussalam	10	1	10.0
157	Burkina Faso	20	2	10.0
158	San Marino	10	1	10.0
159	Tonga	10	1	10.0
160	Solomon Islands	21	2	9.5
161	Dominican Republic	22	2	9.1
162	Bangladesh	24	2	8.3
163	Equatorial Guinea*	24	2	8.3
164	Saint Vincent and the Grenadines	12	1	8.3
165	Comoros*	13	1	7.7
166	Sudan*	26	2	7.7
167	Malaysia	27	2	7.4
168	Kiribati	14	1	7.1
169	Kuwait	14	1	7.1
170	Czechia	15	1	6.7
171	India	31	2	6.5
172	Belize	16	1	6.3
173	Pakistan	17	1	5.9
174	Turkiye	17	1	5.9
175	Turkmenistan*	17	1	5.9
176	Fiji	19	1	5.3
177	Iran (Islamic Republic of)	20	1	5.0
178	Sri Lanka	20	1	5.0
179	Russian Federation	21	1	4.8
180	Uzbekistan	21	1	4.8
181	Lebanon	22	1	4.5
182	Belarus	23	1	4.3
183	China*	24	1	4.2
184	Azerbaijan	17	0	0.0
185	Hungary	12	0	0.0
186	Papua New Guinea*	32	0	0.0
187	Saudi Arabia	24	0	0.0
188	Tuvalu*	8	0	0.0
189	Vanuatu	12	0	0.0
190	Yemen	23	0	0.0

Info not available: Afghanistan, Democratic People's Rep. of Korea, Myanmar

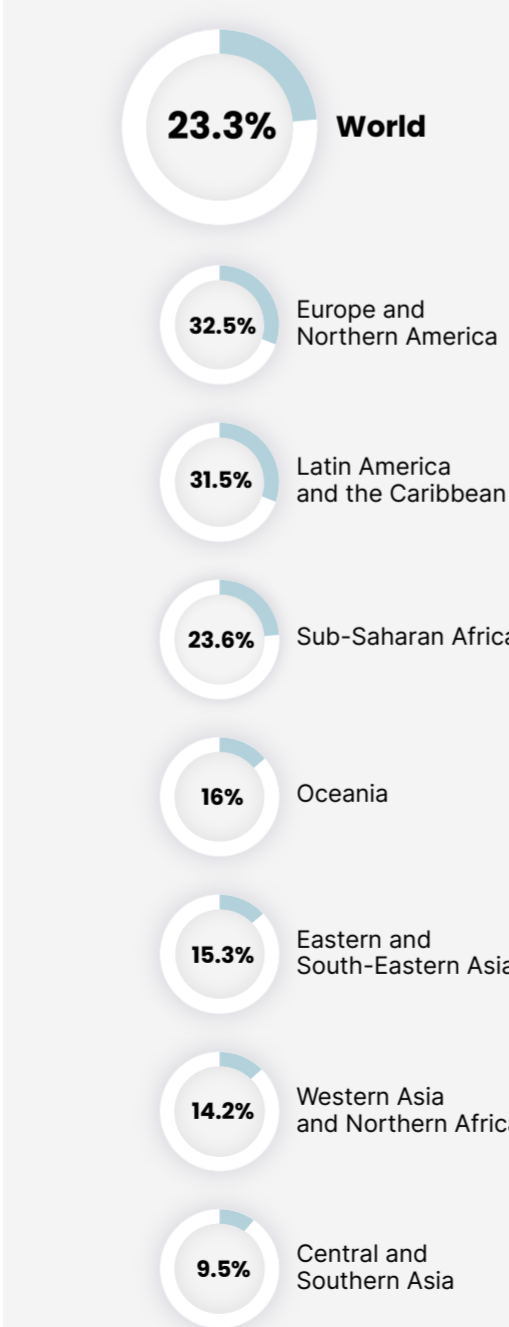


Base map provided by United Nations Geospatial, May 2024, based on UN Women data. The colour coding of the countries on the map reflects the percentage of women among Cabinet members who head ministries, and corresponds to the data found in the world ranking of countries on the left-hand side of the map. The boundaries and names shown and the designations used on this map do not imply official endorsement or acceptance by the United Nations. Dotted line represents approximately the Line of Control in Jammu and Kashmir agreed upon by India and Pakistan. The final status of Jammu and Kashmir has not yet been agreed upon by the parties. A dispute exists between the Governments of Argentina and the United Kingdom of Great Britain and Northern Ireland concerning sovereignty over the Falkland Islands (Malvinas). Final boundary between the Republic of Sudan and the Republic of South Sudan has not yet been determined. a. - State of Palestine. Women Cabinet members who head Ministries: 3/18 = 16.7% [as at 1 January 2024].

Countries with women in the highest position of State



World and regional share of women Cabinet ministers



Allocation of ministerial portfolios

(based on 190 countries)

Portfolio	Women/Total Cabinet ministers with the portfolio	Women (%)
Women and gender equality	78/90	87%
Family and children affairs	52/78	67%
Social inclusion and development	37/72	51%
Social protection and social security	78/170	46%
Social affairs (general)	24/56	43%
Indigenous and minority affairs	10/24	42%
Human rights (general)	18/46	39%
Culture	65/178	37%
Labour affairs	62/186	33%
Education	82/258	32%
Public administration	28/91	31%
Research, science, innovation and technology	44/147	30%
Parliamentary affairs	10/34	29%
Environment	53/187	28%
Tourism	34/131	26%
Health	49/191	26%
Civil and other governance affairs	51/206	25%
Sport and recreation	33/142	23%
Foreign affairs	50/225	22%
Economic affairs (general)	56/254	22%
Youth	25/116	22%
Executive affairs	6/28	21%
Justice	35/180	19%
Communication, information and media	33/174	19%
Housing and community infrastructure	48/295	16%
Industry, commerce and trade	34/209	16%
Financial and fiscal affairs	30/208	14%
Local government affairs	14/102	14%
Home affairs	29/218	13%
Agriculture, food, forestry, fishing and hunting	34/269	13%
Defence	19/159	12%
Energy, natural resource fuels and mining	26/218	12%
Transport	14/192	7%
Religious affairs	2/42	5%

Countries with gender equality portfolios

World 89

- Sub-Saharan Africa 39
- Latin America and the Caribbean 19
- Europe and Northern America 11
- Oceania 8
- Central and Southern Asia 5
- Eastern and South-eastern Asia 5
- Western Asia and Northern Africa 2

Note: UN Women classification of ministerial portfolios, based on ministerial titles of Cabinet members who head Ministries. One person may hold one or more ministerial portfolios. A type of portfolio may be held by multiple ministers in a country.

Notes:
¹The total includes women and men Cabinet members who head Ministries. Heads of Government were also included where they held ministerial portfolios.
²Figures correspond to the new Cabinet appointed after 1st January 2024 following elections held in 2023.
³Figures refer to ministers Cabinet members, including heads of ministries and ministry-equivalent entities leading the development and implementation of key policy areas.
⁴In addition, one woman and three men have a ministerial-rank position in the Government.
 Source:
 Data compiled from Permanent Missions to the United Nations, official government websites and *publicly available information.
 All parts of this Poster may be reproduced for personal and non-commercial use on condition that copyright and the original data source indications are duly cited, and no modifications are made. © UN Women, 2024 United Nations Entity for Gender Equality and the Empowerment of Women (UN Women). E-mail: media.team@unwomen.org