



PSI Services LLC  
 3210 E Tropicana  
 Las Vegas, NV 89121  
<https://www.psiexams.com/tdlr>  
 Email: TDLRSupport@psionline.com

**TEXAS DEPARTMENT OF LICENSING AND REGULATION**

**PROPERTY TAX PROFESSIONALS  
 CANDIDATE INFORMATION BULLETIN**



The waiver on expiration dates for DL and ID cards ends on April 14, 2021. DPS encourages candidates who need to renew to schedule an appointment online at their local driver’s license office.

**EFFECTIVE MARCH 1, 2024, the examination items will be referenced to the 2023 Texas Property Tax Code and the 2024 edition of the Uniform Standards of Professional Appraisal Practice (USPAP). Please see Page 12 for changes to the Class IV, RTA addition of a new mass appraisal reference book.**

Examination Procedures .....	1	Reporting to the Examination Site .....	4
Internet Scheduling .....	1	Required Identification .....	5
Telephone Scheduling .....	4	Security Procedures .....	5
Standard Mailing Scheduling.....	4	Taking the Examination by Computer .....	6
Canceling an Examination .....	4	Examination Review .....	7
Missed Appointment or Late Cancellation.....	4	Written Examination Site Locations .....	7
Exam Accommodations.....	4	Examination Details .....	10
Emergency Examination Site Closing.....	4	Exam Accommodations Request Form.....	End of Bulletin

## EXAMINATION SCHEDULING PROCEDURES

The Texas Department of Licensing & Regulation (TDLR) has contracted with PSI Services LLC (PSI) to deliver its examinations.

Upon TDLR approval of eligibility, you will receive an email confirmation with instructions for scheduling an appointment to take the examination. You are allowed to test unlimited through your eligibility period.

Beginning June 1, 2022, PSI will begin to offer these examinations online. This new online testing platform utilizes an environment that has a remote proctor using secure technology to observe the test taker using their own desktop, webcam video, and audio to confirm their identity. This allows the candidate to complete the required licensing examination in a controlled environment.

TDLR & PSI have been working diligently to provide a viable alternative method to in-person testing. In addition to the online examination option, PSI will continue to offer the traditional written examination at their 22 exam sites across Texas.


By providing the option to take your written examination at one of our 22 exam sites or utilizing the new online examination platform, we are confident that it will provide some relief of the limited availability, making it faster and more convenient to meet our candidates needs to obtain a license from TDLR.

**[Click here for a demo of testing from your own personal laptop or computer.](#)**

### ON-LINE SCHEDULING VIA WEBSITE

For the fastest and most convenient examination scheduling process, register for your examinations online by accessing PSI's registration Website: (<https://test-takers.psiexams.com/tdlr>).

1. Select **Sign In/Create Account**.



The screenshot displays the PSI website interface. At the top right, there is a link labeled "Sign In / Create Account" with a user icon. The main header features the TDLR logo (Texas Department of Licensing & Regulation) and navigation links for "Contact Us" and "Help". Below the header, there are tabs for "Tests" and "Program Info". The "Program Info" tab is active, showing sub-links for "Overview", "FAQs", and "Test Instructions". At the bottom, there are two prominent buttons: "VIEW AVAILABLE TESTS" and "CHECK FOR AVAILABLE DATES". An arrow from the text above points to the "Sign In / Create Account" link.

2. You will be prompted to **CREATE AN ACCOUNT** with PSI.

*The first and last name must match exactly with your current, valid, government-issued ID.*

TDLR ID# *	
First Name *	Last Name *
Middle Name	Generation
Email *	
Password *	<b>Your password must contain:</b> <ul style="list-style-type: none"> <li>• At least one capital letter A-Z</li> <li>• At least one lower case letter a-z</li> <li>• At least one number 0-9</li> <li>• At least one special character !@#V\$%^&amp;V*</li> <li>• At least 8 and up to 32 characters</li> </ul>
Confirm Password *	

3. You will now select if you want to take the examination at a PSI test center (Site Proctored) or from your own laptop or computer (Atlas Remote Proctored).

**Modality**

Site Proctored
  Atlas Remote Proctored

**IF YOU SELECTED TO TAKE YOUR WRITTEN EXAMINATION AT A TEST CENTER  
FOLLOW THE STEPS BELOW**

Enter the “City or Postal Code” and select **SEARCH**. You will then select the date and time you would like to test.

Houston, TX, USA SEARCH

April 2023

SUN	MON	TUE	WED	THU	FRI	SAT
26	27	28	29	30	31	1
2	3	4	5	6	7	8
9	10	11	12	13	14	15
16	17	18	19	20	21	22
23	24	25	26	27	28	29
30	1	2	3	4	5	6

**1 Houston East - Innovative Minds (16.24 MI)**  
 11811 East Freeway, Ste. 260, Atrium Tower  
 Type: PSI Authorized

**Availability By Day**

S M T **W** T F S

**Available Times: Wednesday April 19**

8:30 AM 8:45 AM 11:45 AM 1:15 PM 1:45 PM

3:00 PM

You are now ready to pay.

**Payment**

**Credit Card**

Credit Card Number Expiration


Name on Card CVV

Total (USD)



Once payment has been made you will receive a message confirming the test center, booked date, and booked time.

you

**Booking Confirmed!!**  [Print Confirmation](#)

Email Address: asingla81@psionline.com      Home Phone: 111224444      Office Phone: 2221112345

**IF YOU SELECTED TO TAKE YOUR WRITTEN EXAMINATION ONLINE USING YOUR OWN PERSONAL LAPTOP OR COMPUTER, FOLLOW THE STEPS BELOW**

Enter your time zone and select **SEARCH**. You will then select the date and time you would like to test.

Country \*  Time Zone \*

« < March 2023 > »





SUN	MON	TUE	WED	THU	FRI	SAT
26	27	28	1	2	3	4
5	6	7	8	9	10	11
12	13	14	15	16	17	18
19	20	21	22	23	24	25
26	27	28	29	30	31	1

**Available Times: Saturday March 25**

12:30 AM 1:00 AM 1:30 AM 2:00 AM 10:30 AM 11:00 AM 11:30 AM 12:00 PM 12:30 PM 1:00 PM 1:30 PM 2:00 PM  
3:00 PM 3:30 PM 4:00 PM 4:30 PM 5:00 PM 5:30 PM 6:00 PM 6:30 PM 7:00 PM

You are now ready to pay.

**Payment**

Credit Card    


Credit Card Number  Expiration

Name on Card  CVV

Total (USD)

Your booking will now display in your account. You will be able to **LAUNCH** your test within 30 minutes of your booked test time.

**IMPORTANT: BE SURE TO CHECK THE COMPATIBILITY OF YOUR COMPUTER** to include Audio/Video Check, Webcam Check and System Check. Prior to testing, [CLICK HERE](#).

**Bookings:** 

1 DAYS 6 HOURS 22 MINUTES until test


📅 Wednesday, October 06, 2021 [Add to Calendar](#)

🕒 5:30 PM Pacific Time

📄 [Print Receipt](#)

📄 [More Information](#)

Before taking your remote online proctored exam, please check system compatibility - click [HERE](#)

 Online Proctored (Live).  
Click the Launch button at your scheduled test time.

By not starting your test within 15 minutes after your booked time, you forfeit your test fee or test eligibility. Fees and test eligibilities are non-refundable. If you have any questions regarding your compatibility check, or if you experience issues launching your test, you may contact PSI's technical support team at (844) 267-1017.



---

---

### TELEPHONE SCHEDULING

For telephone registration, you will need a valid credit card (Visa, MasterCard, American Express or Discover). PSI registrars are available at (833) 333-4741, Monday through Friday between 6:30 am and 9:00 pm, and Saturday-Sunday between 8:00 am and 4:30 pm, Central Time, to receive your payment and schedule your appointment for the examination

### STANDARD MAIL REGISTRATION

If you prefer, you may mail the Examination Registration Form (found at the end of this Candidate Information Bulletin). Mail the completed Examination Registration Form to PSI with the appropriate examination fee. Payment of fees may be made by credit card (Visa, MasterCard, American Express or Discover), money order, company check or cashier's check. Money order or check must be made payable to PSI, with your student permit number noted on it to ensure that your fees are properly assigned. **CASH AND PERSONAL CHECKS ARE NOT ACCEPTED.** Please allow 7 business days to process before contacting PSI to schedule.

### CANCEL OR RESCHEDULE AN EXAMINATION APPOINTMENT

You may cancel and reschedule an examination appointment without forfeiting your fee if your *cancellation notice is received 2 days before the scheduled examination date*. For example, for a Monday appointment, the cancellation notice would need to be received on the previous Saturday. You may call PSI at (833) 333-4741 or use the PSI Website.

**Note: A voicemail or email message is not an acceptable form of cancellation. Please use the PSI Website or call PSI to speak directly to a Customer Service Representative.**

### MISSED APPOINTMENT OR LATE CANCELLATION

Your registration will be invalid, you will not be able to take the examination as scheduled, and you will forfeit your examination fee, if you:

- Do not reschedule your appointment at least 2 days before the scheduled examination date.
- Do not appear for your examination appointment.
- Arrive after the examination start time.
- Do not present proper identification when you arrive for the examination.

### EXAMINATION ACCOMMODATIONS

All PSI examination centers are equipped to provide access in accordance with the Americans with Disabilities Act (ADA) of 1990, and exam accommodations will be made in meeting a candidate's needs. A candidate with a disability or a candidate who would otherwise have difficulty taking the examination should request for alternative arrangements by [Clicking Here](#) or fill out the form at the end of this Candidate Information Bulletin. This form also includes out-of-state testing requests.

### EXAMINATION SITE CLOSING FOR AN EMERGENCY

In the event that severe weather or another emergency forces the closure of an examination site on a scheduled examination date, your examination will be rescheduled. PSI personnel will attempt to contact you in this situation. However, you may check the status of your examination schedule by calling (833) 333-4741. Every effort will be made to reschedule your examination at a convenient time as soon as possible.

## **REPORTING TO THE EXAMINATION SITE**

On the day of the examination, you should arrive 30 minutes prior to your scheduled appointment time. This allows time for sign-in and identification verification. NO conversing or any other form of communication among candidates is permitted once you enter the examination site.

If you arrive late, you will NOT be admitted to the examination site and you will forfeit your examination registration fee.



## REQUIRED IDENTIFICATION AT EXAMINATION SITE

**You must provide 1 form of identification.** The identification must be a VALID form of government-issued identification for example, driver's license\*, state ID, or passport, which bears your printed name, photograph, signature or fingerprint, date of birth, and expiration date. Identification provided must match all information provided by TDLR to PSI upon eligibility. If your ID does not contain the required information, you may be asked to provide other forms of valid identification to confirm your identity. A digital copy of your identification documentation will be taken upon check in and stored with your personal data.

\*An expired driver's license will be accepted only if accompanied by a VALID Texas Department of Public Safety temporary permit. Likewise, the temporary permits must be accompanied by the expired DPS driver's license.

If you cannot provide the required identification, you must call (833) 333-4741 at least 3 weeks prior to your scheduled appointment to arrange a way to meet this security requirement. *Failure to provide the required identification at the time of the examination without notifying PSI is considered a missed appointment, and you will not be able to take the examination and will forfeit your examination fee.*

## SECURITY PROCEDURES

The following examination protocols apply during any examination. PSI may pause or terminate an examination at any time. Failure to follow the examination protocol, may result in the disqualification of examination results, prohibition from taking future examinations, and may lead to legal action.

### Prohibited Items:

- Reference materials of any kind.
- Electronic devices of any type, including but not limited to; cellular phones, cameras, computers of any type (e.g., laptops, tablets, iPads), earbuds, electronic games, electronic watches, handheld calculators, headsets, mobile devices, music players (e.g., iPods), pagers, radios, recording devices (audio or video), smart watches, televisions, etc.).
- Hats or headgear not worn for religious reasons or as religious apparel, including hats, baseball caps, or visors.
- Bulky or loose clothing or coats including but not limited to, open sweaters, cardigans, shawls, scarves, vests, jackets and coats.
  - In the event you are asked to remove bulky or loose outerwear, appropriate attire, such as a shirt or blouse should be worn underneath.
- Other personal items, including but not limited to; backpacks, briefcases, chewing gum, drinks, food, good luck items, notebooks, paper or other materials on which to write, pens, pencils or other writing devices, purses, reading material, smoking or chewing products, wallets, etc.

### Prohibited Behavior:

- Giving or receiving assistance on an examination.
- Copying or communicating examination content.
- Using outside references or resources during an exam, examples:
  - Browsing other local resources.
  - Browsing the internet.
  - Attempting to use a computer or computer program not provided or approved by PSI.
  - Attempting to use a telephone or mobile device.
  - Using notepad on the computer.
  - Using an application on the computer not provided by PSI.
- Engaging in disruptive behavior during check-in or during an exam, examples:
  - Acting in an inappropriate manner.
  - Using abusive language.
  - Speaking aloud.
  - Causing noise unrelated to keyboard typing.
- Engaging in prohibited behavior during check-in or during an exam, examples:
  - Reading questions out loud.
  - Leaving the room without proctor approval.
  - Using instant messaging, or other electronic communication.
  - Capturing a picture or video of exam items.
  - Attempting to use telephone or mobile device.
  - Obstructing the proctor's view (camera or in person).
  - Having inappropriate materials on desktop (explicit).
  - Changing spaces during the exam without proctor approval.
  - Not focusing eyes on the screen.

During the check in process, all candidates will be asked if they possess any prohibited items. Candidates may also be asked to empty their pockets and turn them out for the proctor to ensure they are empty. The proctor may also ask candidates to lift up the ends of their sleeves and the bottoms of their pant legs to ensure that notes or recording devices are not being hidden there.



Proctors will also carefully inspect eyeglass frames, tie tacks, or any other apparel that could be used to harbor a recording device. Proctors will ask to inspect any such items in candidates' pockets.

No prohibited items are allowed within the candidate's reach or line of sight. If prohibited items are found during check-in, candidates shall put them in the provided secure storage or return these items to their vehicle for test center exams. PSI will not be responsible for the security of any personal belongings or prohibited items.

Any candidate seen giving or receiving assistance on an examination, found with prohibited items, or displaying prohibited behavior or violating any security regulations will have his or her examination terminated, and be asked to surrender all examination materials. All such instances will be reported to the examination sponsor.

Additional protocols for testing at a [testing center](#), include but not limited to:

- The candidate will be issued scratch paper and pencil. You must return both at check-out.
- Person(s) accompanying an examination candidate may not wait in the examination center, inside the building or on the building's property. This applies to guests of any nature, including drivers, children, friends, family, colleagues, or instructors.
- Once candidates have been seated and the examination begins, they may leave the examination room only to use the restroom, and only after obtaining permission from the proctor. Candidates will not receive extra time to complete the examination.

Additional protocols for [taking your examination on your laptop or computer](#), include but not limited to:

- The candidate will be allowed to use a piece of scratch paper and pencil. You will show the proctor the blank page at the start of the exam and the shredding of the paper at the end of the exam.
- Please be reminded that earbuds, earphones, hats, caps, hood, shades or anything that can be placed on the head or face is NOT allowed.
- Food, Drinks, or Breaks are not allowed. All personal items must be removed from the work area.
- You are not allowed to leave the station during the exam.
- Please do your best to avoid covering your mouth for the whole duration of exam. Be aware that talking/whispering/mouthing is not allowed during exam.
- You must keep both of your hands on or above the desktop during the exam.
- Also note that under no circumstances are you allowed to take a screenshot or photo of the exam or the exam results at any time during or after the session.
- Temporarily moving out of the camera's line of sight.
- Adequate lighting for the proctor to see candidate's activity.
- Internet service must be sufficient to administer the exam, see page 14 for requirements.
- Web camera must be placed for ideal viewing by the proctor.
- Candidate may not change computers during the exam.
- Candidate may not change spaces during the exam.
- Candidate must follow proctor instructions, which may include, but are not limited to:
  - Keeping hands on the desktop.
  - Keeping eyes on the computer screen.
  - Not fidgeting during the exam.
  - Keeping hands away from face.
- Please do your best to avoid covering your mouth for the whole duration of exam. Be aware that talking/whispering/mouthing is not allowed during exam.
- Breaks are NOT allowed during remote online proctored examinations. If you believe you cannot complete your examination without a break, please do not register for remote online proctored examinations.

## TAKING YOUR EXAMINATION AT A PSI TEST SITE

The examination will be administered via computer. You will be using a mouse and computer keyboard.

### IDENTIFICATION SCREEN

You will be directed to a semiprivate testing station to take the examination. When you are seated at the testing station, you will be prompted to confirm your name, identification number, and the examination for which you are registered.

### TUTORIAL

Before you start your examination, an introductory tutorial is provided on the computer screen. The time you spend on this tutorial, up to 15 minutes, DOES NOT count as part of your examination time. Sample questions are included following the tutorial so that you may practice answering questions and reviewing your answers.



## TEST QUESTION SCREEN

One question appears on the screen at a time. During the examination, minutes remaining will be displayed at the top of the screen and updated as you record your answers.

**IMPORTANT:** After you have entered your responses, you will later be able to return to any question(s) and change your response, provided the examination time has not run out.

## EXAMINATION REVIEW

PSI, in cooperation with TDLR, will be regularly evaluating the examinations being administered to ensure that the examinations accurately measure competency in the required knowledge areas. While taking the examination, examinees will have the opportunity to provide comments on any questions. Comments may be entered by clicking the Comments link on the function bar of the test question screen.

These comments will be analyzed by PSI examination development staff. Although PSI does not respond to individuals regarding these comments, all substantive comments are reviewed. If a discrepancy is found during the comment review, PSI and the department may re-evaluate candidate results and adjust them accordingly. **This is the only review of the written examination available to candidates.**

## WRITTEN SCORE REPORTING

**IN PERSON EXAMINATION:** Your score will be displayed on screen at the end of the examination and a score report will be emailed to you. If you fail, the emailed score report will include the diagnostic report indicating your strengths and weaknesses by examination type. If you do not receive your emailed score report, you may print it from your online account.

**REMOTE PROCTORED:** Candidates taking a remotely proctored exam: you must select to end both the exam portion and survey portion of your test in order to receive your on-screen results and emailed score report. If you fail, the emailed score report will include the diagnostic report indicating your strengths and weaknesses by examination type. If you do not receive your emailed score report, you may print it from your online account.

## **WRITTEN EXAMINATION SITE LOCATIONS**

### **Abilene**

Commerce Plaza  
1290 S. Willis, Suite 109  
Abilene, TX 79605

*The test site is on the corner of South 14<sup>th</sup> Street and Willis. The site is behind the First Financial Bank.*

### **Amarillo**

4312 Teckla, Suite 500  
Amarillo, TX 79109

*Exit off I-40 to Western and go South one street passed the 7th traffic light to Ridgecrest and turn right. Stay on Ridgecrest until you come to the red brick office complex on the left side corner of Ridgecrest and Teckla. 4312 is the 3<sup>rd</sup> building facing Teckla. Ste 500 is the end suite on the North side of the building.*

*From Canyon, take Bell St exit and go North to traffic light at 45<sup>th</sup> St and turn right. Turn left at the 2<sup>nd</sup> traffic light to Teckla.*

### **Arlington**

Centerpoint IV  
2401 E. Randol Mill Road, Suite 160  
Arlington, TX 76011

*From TX-360 S - Take the TX-180 exit towards Division St. Merge onto N Watson Rd. Take a slight left towards S. Watson Rd. Use the middle lane to turn left onto E Randol Mill Rd. The Centerpoint IV building will be on your right.*

*From I-30 E - Take exit 28 toward Baird farm Road/Ballpark Way/Legends Way. Merge onto E Copeland Rd. Take a slight right onto TX-360 Frontage Rd/N Watson Rd. Turn Right onto East Randol Mill Rd. The Centerpoint IV building will be on your right.*

### **Austin**

8101 Cameron Road, Ste. 106  
Austin, TX 78754

*Directions - From I-35 South - Take I-35 S to exit 238A-238B for US290 towards Houston. Continue onto US290 E. Take the exit towards Airport/US-183/Lampasas/Lockhart. Merge onto US 290 Frontage Rd. Turn left onto Ed Bluestein Blvd. Continue onto E Anderson Ln. Turn right on Rutherford Ln. Go about ½ mile and then turn left into the parking lot of walnut Creek Office Park. The building is on the corner of Cameron Rd and Rutherford Lane.*





**Austin**

8000 Anderson Square, Ste 301B

Austin, Texas 78757

*If Northbound on Hwy 183 -take the Peyton Gin/Ohlen Road exit and stay in the left lane so you can turn left onto Anderson Square. Turn right into 8000 Anderson Square and immediately turn left, then right at the first chance. 301B is the end building on your right.*

*If Southbound on Hwy 183- take the Peyton Gin/Ohlen Road exit and turn right onto Anderson Square. Turn right into 8000 Anderson Square and immediately turn left then right at the first chance. 301B is the end building on your right.*

**Corpus Christi**

2820 S Padre Island Dr, Suite 105

Corpus Christi, TX 78415

*From So. Padre Island Drive East, exit at Kostoryz. Loop back under the Kostoryz light, travel west on the access road to the 2820 building. The examination site is located between Kostoryz and Ayers at the 2820 Building on the North site of the SPID access road.*

**Dallas**

One Empire

1140 Empire Central Dr, Suite 610

Dallas, TX 75247

*From I-35E Southbound (Stemmons Fwy), exit Empire Central (#434A), turn right on Empire Central Dr. ONE EMPIRE BLDG is on the left.*

*From I-35E Northbound, exit Empire Central and turn Left on Empire Central. ONE EMPIRE is on the Left.*

*From Hwy 183 Eastbound (John carpenter Fwy), exit left on Regal row, turn right on Governors row, and turn left on Empire central. ONE EMPIRE is on the right.*

*From Hwy 183 Westbound - Exit Mockingbird LN turn right on Empire Central. ONE EMPIRE is on the right.*

**Dallas/Richardson**

1701 N Collins Blvd, Suite 130

Richardson, TX 75080

*From US-75 North take exit 26 onto N. Central Expressway toward Collins Blvd./Campbell Rd. Turn left onto Campbell Rd. Turn left on Collins Blvd. Building is on right.*

**El Paso**

Innovative Minds

11436 Rojas, Suite B-10

El Paso, TX 79936

*From West: Take I-10 East. Take exit 30 toward Lee Trevino Dr. Left on N Lee Trevino Dr and merge to the far right lane. At the Bank of America, R on Rojas Dr. Innovative Minds is located on right in the Rojas Business Ctr. From East: Take I-10 West. Take exit 30 toward Lee Trevino Dr. Merge to far right lane and at the One Source Federal Credit Union, Right on Goodyear Dr. At street light, Left on Rojas Dr. Innovative Minds is located on the left in the Rojas Business Ctr.*

**Fort Worth**

6801 McCart Avenue, Suite B-1

Fort Worth, TX 76133

*From I-20 take the McCart Ave exit #435. Go South on McCart Ave passing Altamesa Blvd. You will turn left at the next light which would be Southpark Lane. To the right you may enter the 1st immediate parking entrance or the 2nd parking entrance on your right at 6801 McCart Ave Professional Building. Our office suite is B1 which is located on the Northside of the building facing Southpark Lane.*

**Harlingen - Innovative Minds**

2404 F St., Suite D

Harlingen, TX 78552

*From McAllen, TX: Take I-2/US-83 E. Use the right two-lanes to take the US-77 S/US-83 S exit toward Brownsville. Take the exit toward Farm to Market Rd 1479/F St/Rangerville Rd. Merge onto S Frontage Rd. Turn right on S Idaho St.*

*From Brownsville, TX: Take US-77 N/US-83 N. Merge onto I-69E N/US-77 N/US-83 N. Take the exit toward Farm to Market Rd 1479/F St/Rangerville Rd. Merge onto S Frontage Rd. Turn left onto S Rangerville Rd. Turn left onto S Frontage Rd. Turn right on S Idaho St. Additional parking available on Idaho Street.*

**Houston North (Greenbriar Place)**

Greenbriar Place

650 North Sam Houston Pkwy E, Suite 535

Houston, TX 77060

*From the Beltway 8 going West, exit Imperial Valley Drive. U-turn under the belt. Go East on the Service Road (N Sam Houston Pkwy E). The site is just before the Hardy Toll Road Exit.*

*From I-610, take 45-North toward Dallas, exit Beltway 8 - East. Go East on the Service Road of Beltway 8 (N Sam Houston Pkwy E).*

**Houston (East)**

Atrium Building

11811 I-10 East Freeway, Suite 260

Houston, TX 77029

*From I-10 East, take the Federal Rd exit #778A. U-turn under the freeway and come back on the feeder road going West. Building is on the right side, next to Pappasito's Cantina.*

*From I-10 West, take the Holland Rd exit. Stay on the feeder road. Building is on the right side, next to Pappasito's Cantina.*



**Houston (Southwest)**

One West Belt

9555 W. Sam Houston Pkwy South, Suite 250

Houston, TX 77099

*The street address is on the marquee in front of the building (9555 West Sam Houston Parkway South). On a smaller sign, sitting down in the grass next to the entry on Bissonnet, is the notation, "One West Belt". The Sam Houston Pkwy is also known as Beltway 8.*

*From US 59, heading South: Take the Bissonnet exit and turn right onto Bissonnet. Go about one mile - the building is on the right just before you reach the West Sam Houston Pkwy. You can turn right from Bissonnet into the parking lot, or, if you come to the Beltway, turn right onto the feeder road and then an immediate right into the parking lot.*

*From US 59, heading North: Take the Bissonnet exit and turn left (under the freeway) onto Bissonnet. Go about one mile - the building is on the right just before you reach the West Sam Houston Pkwy. You can turn right from Bissonnet into the parking lot, or, if you come to the Beltway, turn right onto the feeder road and then an immediate right into the parking lot.*

*From the West Sam Houston Pkwy South (also known as Beltway 8), heading South: Take the Bissonnet exit and turn left (under the freeway) onto Bissonnet. Turn left into the parking lot of the first building on the left.*

*From the West Sam Houston Pkwy South (also known as Beltway 8), heading North: Take the West Bellfort exit and travel about two miles on the feeder road to Bissonnet. Turn right on Bissonnet and then left into the parking lot of the first building on the left, OR do not turn on Bissonnet but drive through the intersection and then make an immediate right into the parking lot.*

**Houston (Northwest)**

9800 Northwest Freeway

Suite 200

Houston, TX 77092

*From Hwy 290 EASTBOUND take Exit 13C toward West T C Jester Blvd. Stay Straight to go onto N Loop Fwy W. Make a U-turn onto N Loop Fwy W. Stay on the feeder road, Sheraton Hotel is on the right as the road curves right. Turn into the parking lot immediately after the Sheraton Hotel and before the office building. Site is on the 2nd floor.*

*Driving north on Loop 610 West exit at T.C. Jester and then U-turn under Loop 610. Stay on the feeder road, Sheraton Hotel is on the right as the road curves right. Turn into the parking lot immediately after the Sheraton Hotel and before the office building. Site is on the 2nd floor.*

*Driving west on Loop 610 North, exit at T.C. Jester and then U-turn under Loop 610. Stay on the feeder road, Sheraton Hotel is on the right as the road curves right. Turn into the parking lot immediately after the Sheraton Hotel and before the office building. Site is on the 2nd floor.*

**Lubbock**

The Center

4413 82nd St., Suite 210

Lubbock, TX 79424

*From S Loop 289, take the Quaker Ave exit and go South. Turn right on 82<sup>nd</sup> St.*

**McAllen**

7112 N. 10th Street Suite 100

McAllen, TX 78504

*From S Expressway 281/S US-281, turn right onto E Trenton Rd. Turn left onto N 10th St/TX-336. Robin Business Park is on the left. Turn left to enter the park. 7112 will be on your left behind the restaurant. The test center is located in Suite 100. Upon arrival, please report directly to the test center. If the door is locked, please wait in your vehicle until 1/2 hour before your exam is to begin.*

**Midland**

Westwood Village Shopping Center

4200 West Illinois Avenue, Suite 200

Midland, TX 79703

*From I-20, take Midkiff Road exit. Go North on Midkiff Road. Take a left on Illinois Ave. Go .8 miles and turn right into Chinese Kitchen's parking lot at 4200 W Illinois. Suite is at the end of the left Strip.*

*From Business 20 (Old Hwy 80) going West, follow Front Street until Wall St Traffic light. Go 2 blocks and turn right on Midkiff. Turn left on Illinois. Go .8 miles and turn right into Chinese Kitchen's parking lot at 4200 W Illinois. Suite is at the end of the left Strip.*

*From North Hwy 349, Look for Loop 250 West (just before overpass). Turn right at Loop and go 2 miles to Exit Midkiff. Turn left at traffic light. Turn right at Illinois traffic signal. Turn right onto Chinese Kitchen's parking Lot at 4200 W Illinois. Suite is at the end of the left Strip.*

**San Antonio**

6655 First Park 10 Blvd., Suite 230

San Antonio, TX 7821

*From I-10 West - Take exit 565A towards Crossroads Blvd/Balcones Heights and merge onto Frontage Rd. Turn right onto First Park Ten Blvd and go about ½ mile. The building will be on the right.*

**San Antonio**

9502 Computer Drive, Ste 105

San Antonio, TX 78229

*From I-10 West, take exit 561 for Wurzbach and Medical Drive. Stay on the access road passed Medical Drive, then turn left on Wurzbach (going under the freeway). Proceed one block on Wurzbach, then turn left on Bluemel. Proceed one block on Bluemel, turn left on Computer Drive, then turn right into the parking lot for the Neuromuscular Institute of Texas at 9502 Computer Drive. PSI is in suite 105.*

*From I-10 East, take the Wurzbach exit and turn right on Wurzbach (going under the freeway), then follow the directions above.*



**Tyler**  
 3800 Paluxy Dr, Suite 310  
 Tyler, TX 75703

From 1-20, turn south on Hwy 69 and go to Loop 323. Turn right on 323 and follow 323 to the intersection of Paluxy Dr. Turn right on Paluxy Drive. The Paluxy Square Complex will be immediately on the left. Go to Building 3 which is in the back.

**Waco**  
 345 Owen Lane, Suite 124  
 Waco, TX 76710

From TX-6, take the Waco Drive exit, loop under the bridge where you will be on Sanger Ave, turn right on Owen Ln. The examination site is behind the Richland Mall and directly across the street from the City of Waco water tower.  
 If you are coming in on the South Hwy 6, take the South Loop 340, then take Sanger Ave Exit.

**EXAMINATION CONTENT OUTLINES AND  
 REFERENCES MATERIALS**

**Note:** Candidates are responsible for bringing their own references to the examination center. Reference materials may be highlighted, underlined, and/or indexed prior to the examination session. However, references may not be written in. Any candidate caught writing in the references during the examination will be reported to the Texas Department of Licensing and Regulation. Furthermore, candidates are not permitted to bring in any additional papers (loose or attached) with their approved references. References may be tabbed/indexed with permanent tabs only. (Permanent tabs are defined as tabs that would tear the page if removed). Temporary tabs, (defined as Post-It Notes, or other tabs that may be removed without tearing the page) are not allowed and must be removed from the reference before the exam will begin. Scratch paper will be provided for calculations. Candidates will NOT be permitted to remove from the examination room ANY material that has been written on.

**NON-SCORED QUESTIONS**

Your examination contains non-scored questions. The use of such questions is an essential step in developing accurate future examinations. These questions will NOT be scored and time to answer them has been added to the time allowed.

**TX APPRAISER - CLASS III**

**EFFECTIVE MARCH 1, 2024, the examination items will be referenced to the 2023 Texas Property Tax Code and the 2024 edition of the Uniform Standards of Professional Appraisal Practice (USPAP).**

Texas Appraiser - Class III Examination  
 100 Scored Items - 220 Minutes - 70% Correct to Pass  
 5 Non-Scored Items - 10 Minutes  
 Examination Fee \$71

**CONTENT OUTLINE**

Subject Area	# of Items
Texas Property Tax System	13
Administration	

Taxability and Exemptions	
Appraisal Phase	
Equalization Phase	
Assessment Phase	
Collection Phase	
Property and Value Concepts	
<b>Ethics</b>	<b>5</b>
<b>General Appraisal</b>	<b>5</b>
Appraisal Definitions	
Special Use Valuation	
<b>Cost Approach to Value</b>	<b>19</b>
Cost Approach Theory	
Land Valuation	
Cost Concepts	
Depreciation	
Computations	
<b>Sales Comparison Approach to Value</b>	<b>19</b>
Sales Comparison Approach Theory	
Application Techniques	
Gross Income and Gross Rent Multipliers	
Computations	
<b>Income Approach to Value</b>	<b>20</b>
Expenses	
Capitalization	
Income	
Market	
Miscellaneous	
Direct Capitalization	
Yield Capitalization	
Computations	
<b>Appraisal of Personal Property</b>	<b>14</b>
Concepts	
Definitions	
Taxability	
Situs	
Discovery	
Valuation Techniques	
Inventory Valuation	
Fixed Asset Valuation	



Computations	
<b>USPAP</b>	<b>5</b>
Standards 5 and 6	
USPAP Basic Rules	

**REFERENCE LIST**

This examination is CLOSED BOOK. The following reference materials are not allowed in the examination site.

- Property Assessment Valuation, International Association of Assessing Officers, 130 East Randolph Street, Suite 850, Chicago, IL 60601
- Texas Property Tax Code, <http://www.comptroller.texas.gov/taxinfo/proptax/tnt/>
- Texas Government Code Chapter 552
- Texas Government Code Chapter 551
- Texas Administrative Code Chapter 94
- Uniform Standards of Professional Appraisal Practice 2020-2021.
- Texas Constitution Article 8
- Texas Property Tax Professionals - 16 Texas Administrative Code, Chapter 94, <http://www.tdlr.texas.gov/>

Calculated ratios should be rounded to two decimal places. All other calculations should be rounded to four decimal places.

**TX APPRAISER - CLASS IV (RPA)**

**EFFECTIVE MARCH 1, 2024, the examination items will be referenced to the 2023 Texas Property Tax Code and the 2024 edition of the Uniform Standards of Professional Appraisal Practice (USPAP).**

Texas Appraiser - Class IV (RPA) Examination  
 150 Scored Items - 330 Minutes - 70% Correct to Pass  
 10 Non-Scored Items - 30 Minutes  
 Examination Fee \$100

**CONTENT OUTLINE**

Subject Area	# of Items
<b>Texas Property Tax System</b>	<b>7</b>
Administration	
Taxability and Exemptions	
Property and Value Concepts	
Tax Calendar	
<b>Ethics</b>	<b>5</b>
<b>General Appraisal</b>	<b>5</b>
Appraisal Definitions	
Special Use Valuation	
<b>Cost Approach to Value</b>	<b>23</b>
Cost Approach Theory	
Land Valuation	
Cost Concepts	

Depreciation	
Computations	
<b>Sales Comparison Approach to Value</b>	<b>20</b>
Sales Comparison Approach Theory	
Application Techniques	
Gross Income and Gross Rent Multipliers	
Computations	
<b>Income Approach to Value</b>	<b>23</b>
Expenses	
Capitalization	
Income	
Market	
Miscellaneous	
Direct Capitalization	
Yield Capitalization	
Computations	
<b>Appraisal of Personal Property</b>	<b>17</b>
Concepts	
Definitions	
Taxability	
Situs	
Discovery	
Valuation Techniques	
Inventory Valuation	
Fixed Asset Valuation	
Computations	
<b>Mass Appraisal</b>	<b>30</b>
Appraisal to Sale Ratio	
Bias	
Classification System	
Computations	
Coefficient of Dispersion	
Appraisal Concepts	
Cost	
Appraisal Definitions	
Model Building and Schedules	
Statistical Analysis	
Unit Value of RCN	
<b>USPAP</b>	<b>5</b>
<b>Texas Property Tax Law</b>	<b>15</b>
Other Sources of Governing Law	
Texas Property Tax Code	

**REFERENCE LIST**

This examination is CLOSED BOOK. The following reference materials are not allowed in the examination site.

- Property Assessment Valuation, International Association of Assessing Officers, 130 East Randolph Street, Suite 850, Chicago, IL 60601



- Texas Property Tax Code, <http://www.comptroller.texas.gov/taxinfo/proptax/tnt/>
- Texas Government Code Chapter 552
- Texas Government Code Chapter 551
- Texas Administrative Code Chapter 94
- Uniform Standards of Professional Appraisal Practice 2020-2021
- Texas Constitution Article 8
- Texas Property Tax Professionals - 16 Texas Administrative Code, Chapter 94, <http://www.tdlr.texas.gov/>
- Fundamentals of Mass Appraisal 2011, International Association of Assessing Officers

Calculated ratios should be rounded to two decimal places. All other calculations should be rounded to four decimal places.

## TEXAS COLLECTOR - CLASS III (RTC)

Effective 3/1/2024 the examination items are referenced to the TX 2023 Property Tax Code.

### Texas Collector - Class III (RTC) Examination

80 Scored Items - 120 Minutes - 70% Correct to Pass  
5 Non-Scored Items - 10 Minutes  
Examination Fee \$52

### CONTENT OUTLINE

Subject Area	# of Items
<b>Texas Property Tax System</b>	<b>18</b>
Tax Calendar	
Entities Involved in the System	
Overview of Ad Valorem in Texas	
Basic Appraisal Concepts	
<b>Agricultural Change of Use Penalty</b>	<b>4</b>
<b>Basic Current and Delinquent Tax Collections</b>	<b>35</b>
Reports/Receipts/Tax Certificates	
Payment Options	
Tax Bills/Rolls	
Corrected/Supplemental Bills	
Refunds/Overpayments	
Calculation of Penalty/Interest	
Delinquent Installment Agreement	
Abatement/Deferrals of Delinquent Taxes	
Waiver of Penalty and Interest	
<b>Basics of Assessment</b>	<b>9</b>
Definition of Terms	
Preparation of the Tax Roll and Bills	
<b>Ethics</b>	<b>5</b>

Property Tax Law	9
Property Tax Code	
Constitutional Requirements	
Sources of Property Tax Law	

### REFERENCE LIST

This examination is OPEN BOOK. The following reference materials are allowed in the examination site. If you are downloading from the Internet, you may bring this reference into the testing center with you as long as it is bound. You can have it spiral bound or you may hole-punch it and put it in a binder. No loose paper is allowed.

The examination has been developed using the most current editions of the reference materials shown below. You may bring these or any other edition into the examination.

- Texas Property Tax Code\*
- Texas Property Tax Laws\*
- Texas Property Tax Professionals rules - 16 Texas Administrative Code, Chapter 94\*\*

\*Available from:

<http://www.comptroller.texas.gov/taxinfo/proptax/tnt/>

\*\*Available from:

<http://www.tdlr.texas.gov/>

## TEXAS ASSESSOR/COLLECTOR - CLASS IV (RTA)

Effective 3/1/2024 the examination items are referenced to the TX 2023 Property Tax Code.

### Texas Assessor/Collector - Class IV (RTA) Examination

150 Scored Items - 210 Minutes - 70% Correct to Pass  
10 Non-Scored Items - 20 Minutes  
Examination Fee \$52

### CONTENT OUTLINE

Subject Area	# of Items
<b>Texas Property Tax System</b>	<b>23</b>
Tax Calendar	
Entities Involved in the System	
Overview of Ad Valorem in Texas	
Basic Appraisal Concepts	
<b>Collection Litigation</b>	<b>8</b>
Litigation Terminology	
Litigation Procedures	
<b>Truth-In-Taxation</b>	<b>19</b>
Calculation of Preliminary Rates	
Difference in Procedures Among Entities	
Roles and Responsibilities	



Worksheet Calculations	
<b>Agricultural Change of Use Penalty</b>	<b>5</b>
<b>Current and Delinquent Tax Collections</b>	<b>50</b>
Reports, Receipts, and Tax Certificates	
Payment Options	
Tax Bills and Rolls	
Corrected or Supplemental Bills	
Refunds and Overpayments	
Calculation of Penalty and Interest	
Delinquent Installment Agreement	
Abatement and Deferrals of Delinquent Taxes	
Foreclosures, Seizures, Sales, and Resales	
Waiver of Penalty and Interest	
<b>Basics of Assessment</b>	<b>20</b>
Notice and Hearing	
Definition of Terms	
Tax Rate Adoption	
Election Administration	
Preparation of the Tax Roll and Bills	
<b>Ethics</b>	<b>5</b>
<b>Property Tax Law</b>	<b>20</b>
Property Tax Code	
Constitutional Requirements	
Sources of Property Tax Law	

## **REFERENCE LIST**

This examination is OPEN BOOK. The following reference materials are allowed in the examination site. If you are downloading from the Internet, you may bring this reference into the testing center with you as long as it is bound. You can have it spiral bound or you may hole-punch it and put it in a binder. No loose paper is allowed.

The examination has been developed using the most current editions of the reference materials shown below. You may bring these or any other edition into the examination.

- Texas Property Tax Code\*
- Texas Property Tax Laws\*
- Texas Property Tax Professionals rules - 16 Texas Administrative Code, Chapter 94\*\*

\*Available from:

<http://www.comptroller.texas.gov/taxinfo/proptax/tnt/>

\*\*Available from:

<http://www.tdlr.texas.gov/>





# EXAMINATION ACCOMMODATIONS OR OUT-OF-STATE TESTING REQUEST FORM

All examination centers are equipped to provide access in accordance with the Americans with Disabilities Act (ADA) of 1990. Applicants with disabilities or those who would otherwise have difficulty taking the examination may request Exam Accommodations.

### REQUEST ACCOMMODATION VIA ONLINE

Applicants with disabilities or those who would otherwise have difficulty taking the examination should request for alternative arrangements by [Clicking Here](#). You will be contacted via email within 48 hours.

Requirements for examination accommodation requests:

You are required to submit documentation from the medical authority or learning institution that rendered a diagnosis. Verification must be submitted to PSI on the letterhead stationery of the authority or specialist and include the following:

- Description of the disability and limitations related to testing
- Recommended accommodation/modification
- Name, title and telephone number of the medical authority or specialist
- Original signature of the medical authority or specialist

### REQUEST ACCOMMODATION VIA FAX OR EMAIL

If you prefer you may fax this form, along with supporting documentation, to (702) 932-2666 or email it to [examaccommodations@psionline.com](mailto:examaccommodations@psionline.com). After 4 days, PSI Exam Accommodations will email you confirmation of approval with instructions for the next step.

Date: \_\_\_\_\_ ID#: \_\_\_\_\_

Legal Name: \_\_\_\_\_  
Last Name First Name

Address: \_\_\_\_\_  
Street City, State, Zip Code

Telephone: (\_\_\_\_\_) \_\_\_\_\_ - \_\_\_\_\_ Email Address: \_\_\_\_\_  
Cell

**Check any examination accommodations you require (requests must concur with documentation submitted):**

- |   |   |
|---|---|
| <input type="checkbox"/> Reader (as accommodation for visual impairment or learning disability)                 | <input type="checkbox"/> Extended time (Additional time requested: _____)   |
| <input type="checkbox"/> Large-print written examination  | <input type="checkbox"/> Request for a translated examination (this request does not require additional documentation)<br><i>You will be advised of the cost once PSI receives the quote for the translation. This fee will be paid by the candidate.</i> |
| <input type="checkbox"/> *Out-of-State Testing Request (this request does not require additional documentation) |   |

Site requested: \_\_\_\_\_  
*\*You may email your out-of-state request to [OutofStateRequest@psionline.com](mailto:OutofStateRequest@psionline.com) for written exams only*

**YOU MUST BE APPROVED BY TDLR TO TAKE THIS EXAMINATION**

**DO NOT SCHEDULE YOUR EXAMINATION UNTIL THIS DOCUMENTATION HAS BEEN RECEIVED AND PROCESSED BY PSI SPECIAL ACCOMMODATIONS**

PSI Services LLC  
3210 E Tropicana  
Las Vegas, NV 89121