

Microsoft Security Intelligence Report

Volume 21 | January through June, 2016



This document is for informational purposes only. MICROSOFT MAKES NO WARRANTIES, EXPRESS, IMPLIED, OR STATUTORY, AS TO THE INFORMATION IN THIS DOCUMENT.

This document is provided "as-is." Information and views expressed in this document, including URL and other Internet Web site references, may change without notice. You bear the risk of using it.

Copyright © 2016 Microsoft Corporation. All rights reserved.

The names of actual companies and products mentioned herein may be the trademarks of their respective owners.

Authors

Charlie Anthe <i>Cloud and Enterprise Security</i>	Michael Johnson <i>Windows Defender Labs</i>	Siddharth Pavithran <i>Windows Defender Labs</i>
Evan Argyle <i>Windows Defender Labs</i>	Jeff Jones <i>Corporate Communications</i>	Daryl Pecelj <i>Microsoft IT Information Security and Risk Management</i>
Eric Douglas <i>Windows Defender Labs</i>	Tim Kerk <i>Windows Defender Labs</i>	Ferdinand Plazo <i>Windows Defender Labs</i>
Sarah Fender <i>Azure Security</i>	Mathieu Letourneau <i>Windows Defender Labs</i>	Tim Rains <i>Commercial Communications</i>
Elia Florio <i>Windows Defender Labs</i>	Marianne Mallen <i>Windows Defender Labs</i>	Paul Rebriy <i>Bing</i>
Chad Foster <i>Bing</i>	Matt Miller <i>Microsoft Security Response Center</i>	Karthik Selvaraj <i>Windows Defender Labs</i>
Ram Gowrishankar <i>Windows Defender Labs</i>	Chad Mills <i>Safety Platform</i>	Tom Shinder <i>Azure Security</i>
Volv Grebennikov <i>Bing</i>	Nam Ng <i>Enterprise Cybersecurity Group</i>	Nitin Sood <i>Windows Defender Labs</i>
Paul Henry <i>Wadeware LLC</i>	Hamish O'Dea <i>Windows Defender Labs</i>	Tomer Teller <i>Azure Security</i>
Aaron Hulett <i>Windows Defender Labs</i>	James Patrick Dee <i>Windows Defender Labs</i>	Vikram Thakur <i>Windows Defender Labs</i>
Ivo Ivanov <i>Windows Defender Labs</i>		

Contributors

Eric Avena <i>Windows Defender Labs</i>	Satomi Hayakawa <i>CSS Japan Security Response Team</i>	Heike Ritter <i>Windows and Devices Group</i>
Iaan D'Souza- Wiltshire <i>Windows Defender Labs</i>	Sue Hotelling <i>Windows and Devices Group</i>	Norie Tamura <i>CSS Japan Security Response Team</i>
Dustin Duran <i>Windows Defender Labs</i>	Yurika Kakiuchi <i>CSS Japan Security Response Team</i>	Steve Wacker <i>Wadeware LLC</i>
Tanmay Ganacharya <i>Windows Defender Labs</i>	Louie Mayor <i>Windows Defender Labs</i>	David Weston <i>Windows Defender Labs</i>
Chris Hallum <i>Windows and Devices Group</i>	Dolcita Montemayor <i>Windows Defender Labs</i>	

Table of contents

About this report	v
How to use this report	vi
Featured intelligence	1
Protecting cloud infrastructure: Detecting and mitigating threats using Azure Security Center	3
Threats against cloud deployments and infrastructure	3
The cyber kill chain: On-premises and in the cloud	7
Countering threats with Azure Security Center Advanced Threat Detection	11
Summary	20
PROMETHIUM and NEODYMIUM: Parallel zero-day attacks targeting individuals in Europe	21
Activity Group Profile: PROMETHIUM	22
Activity Group Profile: NEODYMIUM	23
Mitigation	29
Summary	32
Indicators	32
Ten years of exploits: A long-term study of exploitation of vulnerabilities in Microsoft software	35
Worldwide threat assessment	41
Vulnerabilities	43
Industry-wide vulnerability disclosures	43
Vulnerability severity	44
Vulnerability complexity	46
Operating system, browser, and application vulnerabilities	47
Microsoft vulnerability disclosures	49
Guidance: Developing secure software	49
Exploits	51
Exploit families	53
Exploit kits	54
Java exploits	57

Operating system exploits	59
Document exploits.....	61
Adobe Flash Player exploits	62
Browser exploits	64
Exploit detection with Internet Explorer and IExtensionValidation.....	65
Exploits used in targeted attacks	66
Malicious and unwanted software	71
Learning about new threats with cloud-based protection in Windows Defender.....	73
Malicious and unwanted software worldwide.....	73
Threat categories	81
Threat families.....	85
Ransomware.....	92
Threats from targeted attackers	97
Potentially unwanted applications in the enterprise	101
Security software use	104
Guidance: Defending against malware.....	109
Malicious websites.....	111
Phishing sites.....	112
Malware hosting sites	116
Drive-by download sites	119
Guidance: Protecting users from unsafe websites.....	122
Malware at Microsoft: Dealing with threats in the Microsoft environment.....	123
Antimalware usage	123
Malware detections	124
Malware infections.....	127
What IT departments can do to protect their users	129
Appendixes	133
Appendix A: Threat naming conventions	135
Appendix B: Data sources.....	137
Appendix C: Worldwide encounter and infection rates.....	140
Glossary.....	145
Threat families referenced in this report.....	155
Index	162

About this report

The *Microsoft Security Intelligence Report (SIR)* focuses on software vulnerabilities, software vulnerability exploits, malware, and unwanted software. Past reports and related resources are available for download at www.microsoft.com/sir. We hope that readers find the data, insights, and guidance provided in this report useful in helping them protect their organizations, software, and users.

Reporting period

This volume of the *Microsoft Security Intelligence Report* focuses on the first and second quarters of 2016, with trend data for the last several quarters presented on a quarterly basis. Because vulnerability disclosures can be highly inconsistent from quarter to quarter and often occur disproportionately at certain times of the year, statistics about vulnerability disclosures are presented on a half-yearly basis.

Throughout the report, half-yearly and quarterly time periods are referenced using the *nHyy* or *nQyy* formats, in which *yy* indicates the calendar year and *n* indicates the half or quarter. For example, 1H16 represents the first half of 2016 (January 1 through June 30), and 4Q15 represents the fourth quarter of 2015 (October 1 through December 31). To avoid confusion, please note the reporting period or periods being referenced when considering the statistics in this report.

Conventions

This report uses the [Microsoft Malware Protection Center \(MMPC\)](#) naming standard for families and variants of malware. For information about this standard, see “Appendix A: Threat naming conventions” on page 135. In this report, any threat or group of threats that share a common unique base name is considered a family for the sake of presentation. This consideration includes threats that may not otherwise be considered families according to common industry practices, such as generic and cloud-based detections. For the purposes of this report, a threat is defined as a malicious or unwanted software family or variant that is detected by the Microsoft Malware Protection Engine.

How to use this report

The *Microsoft Security Intelligence Report* has been released twice a year since 2006. Each volume is based upon data collected from millions of computers all over the world, which not only provides valuable insights on the worldwide threat landscape, both at home and at work, but also provides detailed information about threat profiles faced by computer users in more than a hundred individual countries and regions.

To get the most out of each volume, Microsoft recommends the following:

Read

Each volume of the report consists of several parts. The primary report typically consists of a worldwide threat assessment, one or more feature articles, guidance for mitigating risk, and some supplemental information. A summary of the key findings in the report can be downloaded and reviewed separately from the full report; it highlights a number of facts and subjects that are likely to be of particular interest to readers. The regional threat assessment, available for download and in interactive form at www.microsoft.com/security/sir/threat, provides individual summaries of threat statistics and security trends for more than 100 countries and regions worldwide.

Reading the volume in its entirety will provide readers with the most benefit and context, but the report is designed to provide value in small doses as well. Take a few minutes to review the summary information to find the information that will be of most interest to you and your organization. Consult the table of contents and the index to learn more about particular topics of interest.

Share

Microsoft also encourages readers to share each released volume, or its download link, with co-workers, peers, and friends with similar interests. The *Microsoft Security Intelligence Report* is written to be useful and accessible to a wide range of audiences. Each volume contains thousands of hours of research disseminated in easy to understand language, with advanced technical jargon kept to a minimum. Each section and article is written and reviewed to provide the most value for the time it takes to read.

Assess your own risk

Reading about the threats and risks that affect different types of environments presents a good opportunity to assess your own risks. Not every computer and entity faces the same risk from all threats. Assess your own risks and determine which topics and information can help you to best defend against the most significant risks.

The volume and scope of threats facing the typical organization make it important to prioritize. The greatest risk to any computer or organization is posed by currently and recently active threats. Pay attention to the threats that have most commonly affected your region or industry, focusing particularly on the most common successful attacks in the wild that cause the most problems. Give less consideration to very rare or theoretical-only attacks, unless your computers are at particular risk for such threats.

Educate

Microsoft strives to make this report one of the most valuable sources of threat and mitigation information that you can read and share. We encourage you to use the *Microsoft Security Intelligence Report* as a guide to educate your employees, friends, and families about security-related topics.

Anyone, including a business, may link, point to, or re-use articles in the *Microsoft Security Intelligence Report* for informational purposes, provided the material is not used for publication or sale outside of your company and you comply with the following terms: You must not alter the materials in any way. You must provide a reference to the URL at which the materials were originally found. You must include the Microsoft copyright notice followed by "Used with permission from Microsoft Corporation." Please see [Use of Microsoft Copyrighted Content](#) for further information.

Ask questions

Contact your local Microsoft representative with any questions you have about the topics and facts presented in this report. We hope that each volume provides a good educational summary and helps promote dialog between people trying to best secure their computing devices. Thank you for trusting Microsoft to be your partner in the fight against malware, hackers, and other security threats.

Featured intelligence

Protecting cloud infrastructure: Detecting and mitigating threats using Azure Security Center...	3
PROMETHIUM and NEODYMIUM: Parallel zero-day attacks targeting individuals in Europe.....	21
Ten years of exploits: A long-term study of exploitation of vulnerabilities in Microsoft software	35

Protecting cloud infrastructure: Detecting and mitigating threats using Azure Security Center

Cloud computing introduces new challenges to security organizations of all sizes. Enterprise IT teams have established policies and procedures designed for enterprise infrastructure and applications, based on their decades of security experience dealing with on-premises threats. Many of these policies and procedures can be used effectively in public and hybrid cloud environments. However, security teams need to keep abreast of changes in the threat landscape brought on by the emergence of cloud computing.

Threats against cloud deployments and infrastructure

New types of threats can be related to characteristics of the public cloud only, or to issues introduced by connectivity between on-premises environments and the public cloud. The following subsections provide descriptions of some new types of threats.

Disclosing secrets on public sites

Public code repositories such as GitHub have become very popular with developers because they enable easy collaboration and source control and remove the responsibility for maintaining the repository infrastructure from developers. But public repositories can be a double-edged sword. Documented cases exist of developers accidentally publishing secret keys on GitHub and other public code repositories, which were discovered by attackers and used to compromise cloud services. Such incidents can sometimes give attackers access to a service's entire account/subscription database, or allow them to misuse its compute resources for malicious purposes.

Pivot back attacks

A pivot back attack occurs when an attacker compromises a public cloud resource to obtain information that they then use to attack the resource provider's on-premises environment. Public facing endpoints in the cloud are often under constant brute force attack through protocols such as Remote Desktop Protocol (RDP) and Secure Shell (SSH). Although the overwhelming majority of these attacks fail, a very small percentage of them succeed. When they do, an attacker can sometimes find sensitive information in unexpected or obscure places.

Targeted attacks against on-premises and cloud infrastructures often focus on IT administrators.

For example, they could find such secrets in a Bash session history or a text file in the root directory of the virtual machine's desktop. Such information can be used to access resources such as databases, SharePoint sites, and cloud storage. If left unimpeded, an attacker could continue gathering information that could provide greater access to the enterprise infrastructure and data.

Attacks against cloud administrators

Targeted attacks against on-premises and cloud infrastructures alike often focus on IT administrators. The intent is to take control of an email account that has a high probability of containing credentials that can be used to gain access to the public cloud administrator portal.

After logging into the administrator portal, an attacker can gather information and make changes to gain access to other cloud-based resources, execute ransomware, or even pivot back to the on-premises environment, as explained earlier.

Man in the Cloud (MitC) attacks

Another new threat is posed by what the security company Imperva has dubbed "Man in the Cloud," or MitC attacks,¹ in which an attacker induces a prospective victim to install a piece of malware using a typical mechanism, such as an email with a link to a malicious website. After the malware is downloaded and installed,

¹ "Man in the Cloud (MITC) Attacks," Imperva Hacker Intelligence Initiative Report, https://www.imperva.com/docs/HII_Man_In_The_Cloud_Attacks.pdf.

it finds a cloud storage folder on the user's computer. It then switches out the user's cloud storage synchronization token with the attacker's token.

After the token switch, the attacker will receive copies of each file the user places in cloud storage, which effectively makes the attacker a "man in the middle" for cloud storage. One of the attacker's advantages in this threat scenario is that the malware is removed after the token is switched out, which makes it harder to detect the compromise.

Side-channel attacks

In a side-channel attack, an attacker attempts to put a virtual machine on the same physical server as the intended victim. If such a successful co-location can be achieved, the attacker will be able to launch local attacks against the victim. These attacks might include local DDoS, network sniffing, and man-in-the-middle attacks, all of which can be used to extract information.

It should be noted that side-channel attacks are not trivial. Microsoft Azure employs a number of obfuscation methodologies to significantly decrease the chances of such an attack succeeding.

Resource ransom

Ransomware is well-known in the desktop operating system space. This malware restricts access to components of an operating system or to files stored on disk, typically through encryption, and demands that the victim pay the attacker to get the keys required to restore access.

Attackers have made similar attempts to hold cloud resources hostage by breaking in to a prospective victim's public cloud account using any one of a number of methods, including some of the methods discussed in this section. When they have control of the account, the attackers attempt to encrypt or otherwise restrict access to as many cloud resources as possible. The attackers then require the victim to pay the ransom to release the restricted resources.

The challenge for the attacker is to inform the victim that the attack has taken place, and how to pay the ransom. Because servers usually don't have signed in users, attackers need to use methods other than those used for desktop ransomware. One way an attacker can inform cloud resource ransom victims is through the use of bot technology, which presents another, and perhaps unexpected, use case for the new and growing ecosystem of bot technologies.

Cloud weaponization

In the cloud weaponization threat scenario, an attacker establishes a foothold within a cloud infrastructure by compromising and taking control of a few virtual machines. The attacker can then use these virtual machines to attack, compromise, and control thousands of virtual machines – some within the same public cloud service provider as the initial attack, and others inside other public cloud service providers.

Each of the compromised virtual machines has malware installed that establishes a backdoor connection to the attacker’s command and control servers, from which the attacker can issue commands to the thousands of compromised virtual machines to attack targets throughout the Internet.

Cloud weaponization can be implemented in a number of ways using a variety of attacks, including SSH, RDP, distributed denial-of-service (DDoS), unsolicited messaging (spamming), port scanning, and port sweeping.

Azure actively monitors for cloud weaponization. Figure 1 shows the distribution of the outbound attacks discovered (and in many cases mitigated) by Azure Security Center’s advanced detection mechanisms.

Figure 1. Outbound attacks from Azure virtual machines, September 2016

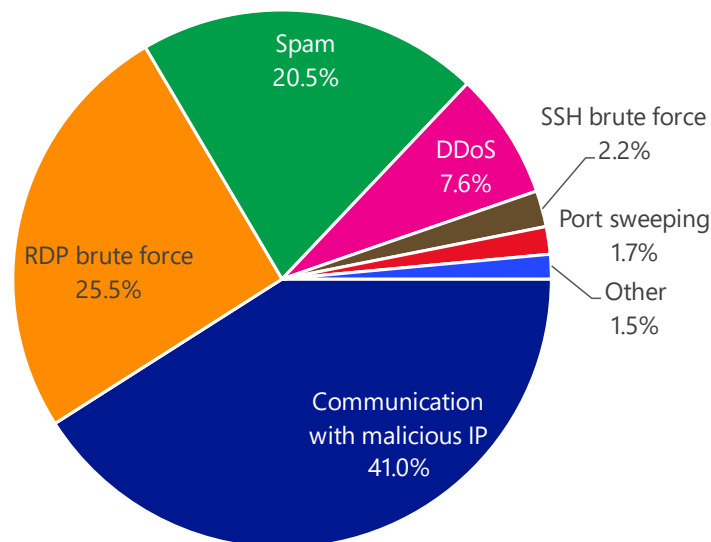


Figure 2 and Figure 3 show where incoming and outgoing attacks originate from.

Figure 2. Incoming attacks detected by Azure Security Center in September 2016, by country/region of origin

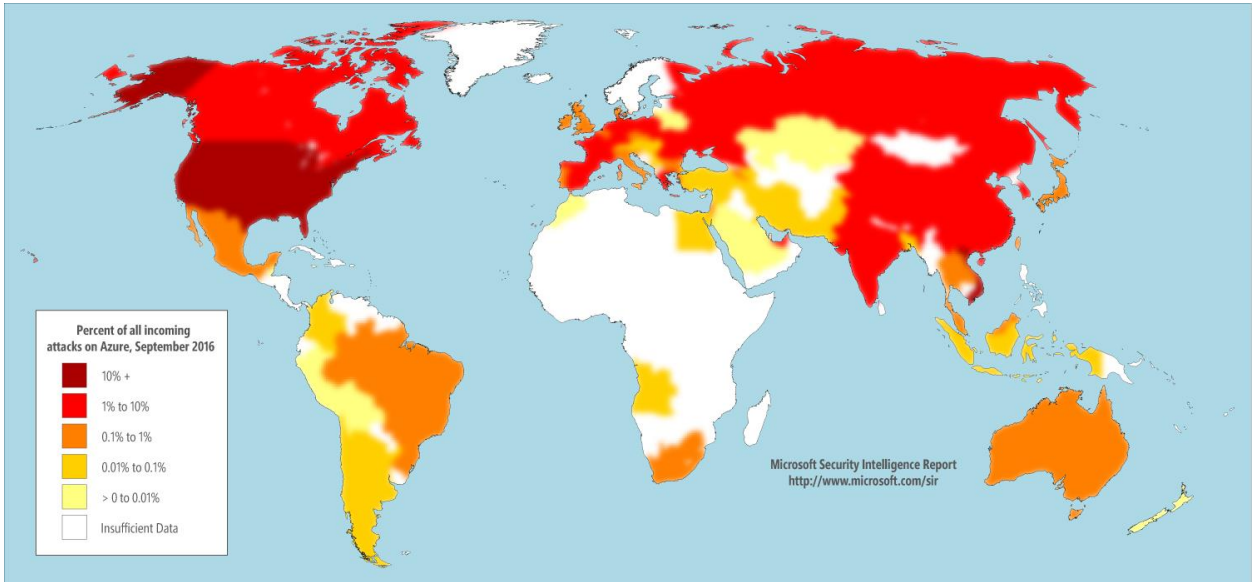
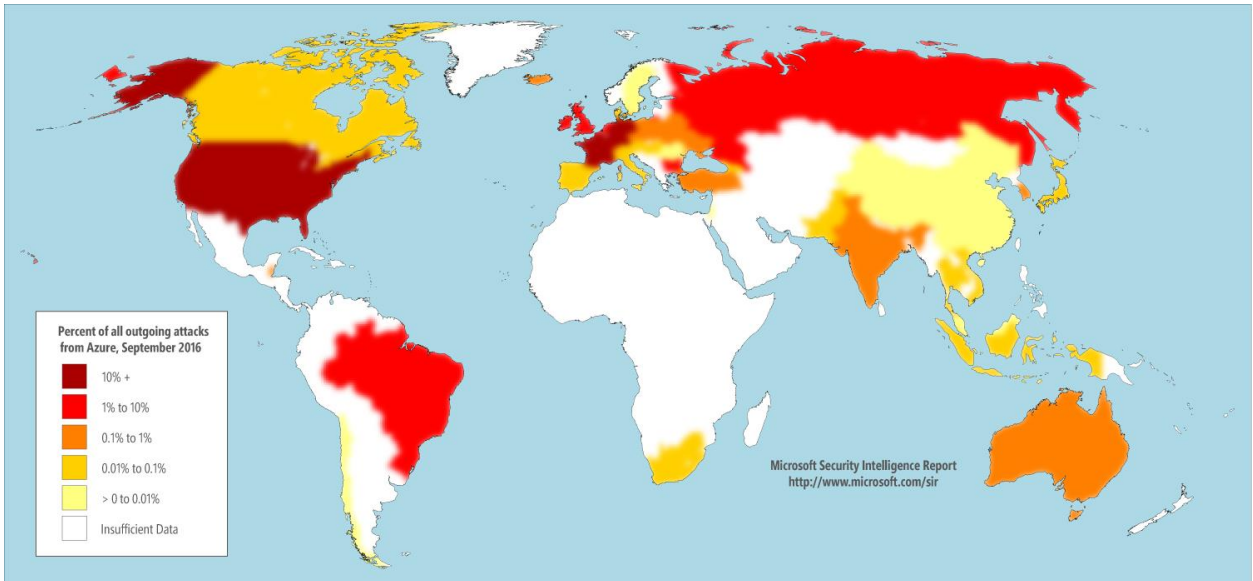


Figure 3. Outgoing communication to malicious IP addresses detected by Azure Security Center in September 2016, by address location



The cyber kill chain: On-premises and in the cloud

The cyber kill chain is a model defined by analysts at Lockheed Martin to aid decision making with regard to detecting and responding to threats.² This

² Eric M. Hutchins, Michael J. Cloppert, Rohan M. Amin, Ph.D., "Intelligence-Driven Computer Network Defense Informed by Analysis of Adversary Campaigns and Intrusion Kill Chains," Lockheed Martin Corporation, 2011, www.lockheedmartin.com/content/dam/lockheed/data/corporate/documents/LM-White-Paper-Intel-Driven-Defense.pdf.

model has become very popular with IT security groups within both small and large IT organizations. It includes the following phases:

- Reconnaissance. The attacker determines the best targets by probing a number of online and offline resources.
- Weaponization. Files (such as documents) can be changed in ways to make them useful “weapons” against a target system and can also be used to enable installation of malicious code.
- Delivery. Weaponized files are placed on the target.
- Exploitation. Weaponized files are “detonated” to take advantage of weaknesses in the target operating system or applications.
- Installation. A back door mechanism is installed on the compromised device so that that the attacker has persistent access.
- Command and control (C2). Malware on the compromised device communicates with a command-and-control system that provides the attacker with access to resources required to carry out actions.
- Actions on objectives. The attacker moves forward to carry out objectives, which may be predefined, or evolve based on discovery.

The cyber kill chain was defined at a time when cloud computing was still gaining traction and did not explicitly consider the some of the unique aspects of cloud computing. There are some differences in how to approach the various phases in the kill chain between on-premises and cloud computing scenarios.

Figure 4 reformulates the cyber kill chain phases to make it easier to understand some of the differences in the cyber kill chain between on-premises and cloud environments.

Figure 4. The cyber kill chain on-premises and in the public cloud

Phase	On-premises	Public cloud
Active reconnaissance	HUMINT, OSINT (<i>users</i>)	Foot printing (<i>services</i>)
Delivery	Browser, mail, USB (<i>user interaction</i>)	Hacking (<i>no user interaction</i>)
Exploitation	Client-side vulnerabilities	Server-side vulnerabilities
Persistence	File system based	Memory based
Internal reconnaissance	Custom tools	Built-in admin tools
Lateral movement	Machine pivot	Resource pivot

Active reconnaissance

During the active reconnaissance phase, the attacker learns about the intended victim to improve their chances of a successful attack. In the on-premises world, the attacker can take advantage of social networks to learn information about the target that can be used to induce the victim to download malware during the delivery phase.

The same ruse isn't as easy in the cloud. There's no social network for servers and services to help the attacker learn more about them. The attacker must go through a time and effort-intensive process of scanning the network, doing port scans to discover devices, and then testing active service ports. All this activity provides the defender an opportunity for discovering the attacker's activities.

Active reconnaissance isn't as easy in the cloud.

Delivery

The attacker places malware on the target during the delivery phase. In the on-premises world, the attacker can create an email that has a malicious link to a website or include an attachment that leads to the installation of malicious code. Another option is to copy the malware onto a USB key and then place the USB key in a strategic location so that the intended target finds it. The victim then puts the USB key into their computer, which compromises it.

In the public cloud, the attacker needs to deliver the malicious payload to a server. Because it's unlikely to find a logged on user on a server to install malicious code, the attacker needs to find a way to gain direct access. One way to accomplish this is through a brute force attack. If such an attack is successful, the attacker will be able to place malware on the server.

The defender has an opportunity to detect the malware on the server before the attacker moves on to the exploitation phase.

Exploitation

On-premises exploitation typically focuses on client-side vulnerabilities. In the public cloud the focus is on server-side vulnerabilities.

Persistence

In most cases, attackers of client operating systems will use tools that persist on the compromised device by placing them on the local hard disk. Tools aren't placed in memory because client computers reboot relatively often for system updates, policy changes, or even simple password changes or bug checks.

In contrast, server uptime is much longer, which benefits attackers because they can load exploit code into memory and have the code persist for an extended period of time. Longer server uptime reduces the risk of detection because there is no persistent code on disk that's easy to detect.

Although traditional disk scanning techniques won't find evidence of in-memory malware, defenders can use crash dump analysis to discover and examine malware that exists only in memory.

Internal reconnaissance

In many on-premises client attack scenarios, the attacker uses custom tools. Built-in toolsets are not as robust as those found on servers and therefore don't meet their needs.

Such custom toolsets aren't seen very often in the cloud. Attackers take advantage of built-in admin tools, which are typically more powerful than what's found on client operating systems. These built-in admin tools help attackers by reducing the risk of detection; they don't need to place custom attack tools on disk.

Because new attack tools aren't being installed on cloud-based virtual machines, they can't be detected with disk scanning techniques. Instead, defenders can use machine learning and behavioral analytics to differentiate between legitimate admin activity and malicious activity.

Lateral movement

Lateral movement across on-premises networks uses a machine (or virtual machine) pivot. Attackers move from machine to machine by obtaining increasingly privileged credentials as they expand outward. Tools such as mimikatz are used by attackers to harvest such credentials.

The machine pivot isn't currently the norm in the cloud. There are a number of reasons for this, such as the fact that tenants maintain a number of resource

islands in the cloud. Also, in most cases there is limited trust between the cloud and on-premises deployments.

In the cloud, the primary pivot appears to cloud resources. For example, with resource pivoting, an attacker will compromise an IaaS virtual machine, find credentials for a storage service, where more credentials are discovered, some of which allow access to a SQL instance. The attacker hops services instead of virtual machines.

Without powerful detection, there can be no response.

This service hopping behavior enables the defender to focus on this type of activity and enables another avenue for detection.

Countering threats with Azure Security Center Advanced Threat Detection

Azure Security Center helps protect, detect, and respond to security threats against Azure cloud-based resources. Security Center provides protection by analyzing the security status of Azure resources and then providing recommendations on how to increase the level of security.

Protection is just the first level. The ability to detect that an intrusion has taken place is critical. Without powerful detection, there can be no response. Azure Security Center uses advanced threat detection technologies and methodologies to detect threats that would have been very difficult to find prior to the advent of machine learning and big data.

Azure Security Center uses a number of methods that work together to provide advanced threat detection. These methods include:

- Atomic detections
- Threat intelligence feeds
- Behavioral analysis
- Anomaly detection
- Detection fusion

Atomic detections

Atomic detections are based on well-known malicious patterns that are consistent with indicators of compromise (IoC). These patterns are not subject to mutation, and therefore are considered unambiguous. They can be determined

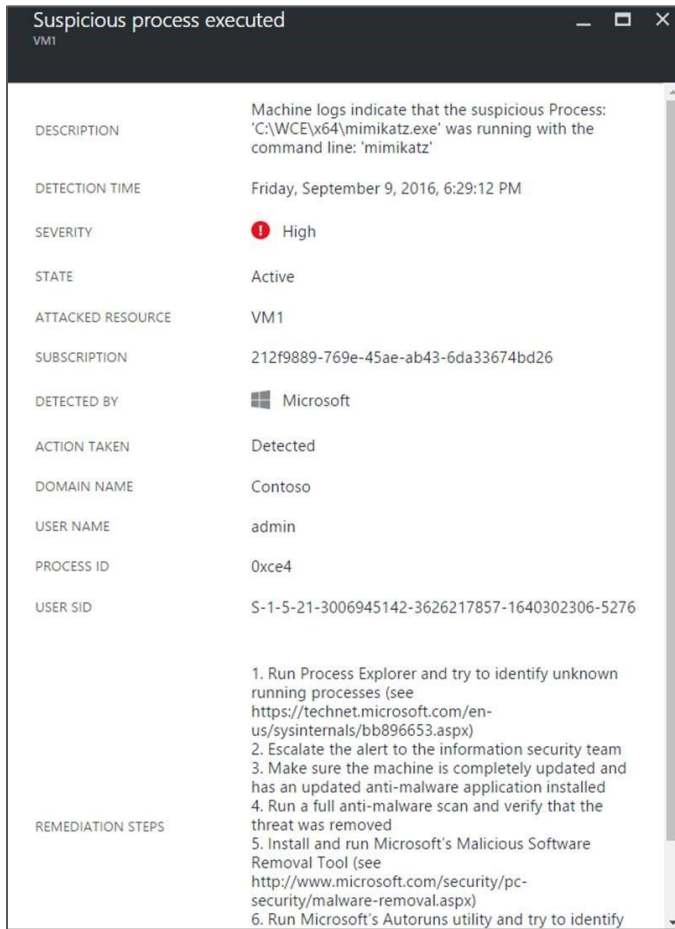
by a single entity, such as a single packet, single behavior, or single event (recorded in a log entry). This determination is similar to how an intrusion detection system (IDS) works, but instead of using on-the-wire packet analysis, atomic threat detection typically uses log entries.

Atomic threat detection has a high return on investment because development overhead is relatively low. In addition, there is also a very low false positive rate. Most commodity malware can be found with atomic detections.

A disadvantage of atomic detection is that it isn't the best method for detecting more sophisticated attacks. Atomic detections are very threat specific, and so it is relatively easy for skilled attackers to evade them. However, this isn't a problem because Azure Security Center uses a multi-tier detection strategy that provides the ability to detect attacks at multiple levels.

Suspicious processes provide an example of an attack type that lends itself to atomic detection. In the example seen in Figure 5, you can see that Azure Security Center has detected that the `mimikatz.exe` process is running. Mimikatz is a tool that has been used by malicious attackers to steal credentials from a compromised machine.

Figure 5. Azure Security Center detects and alerts on the mimikatz malware



Threat intelligence feeds

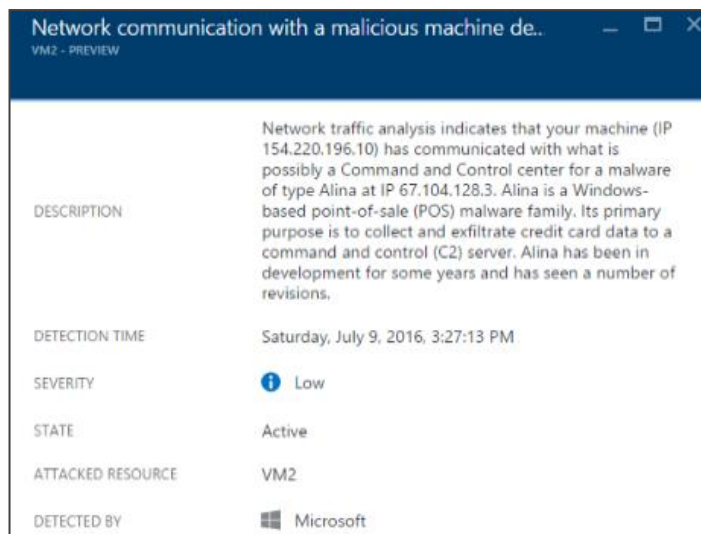
Azure Security Center uses a number of threat intelligence (TI) feeds, such as those from the Microsoft Digital Crime Unit, to help detect potential threats against Azure resources. Azure Security Center uses these feeds primarily for bot detection.

Several actions are possible if a virtual machine hosted on Azure appears in one of these feeds. For example, observing network traffic can confirm that the potentially compromised virtual machine is in contact with a command-and-control server. If this network communication is successfully verified, it's possible to take over the compromised VM's DNS, which can provide additional insight into the botnet infrastructure and IP addresses used by the command-and-control servers.

Similar to atomic detections, TI feeds provide a high ROI for threat detection because of the simple logic required to attain high fidelity alerts. And as more TI providers are added, more detections are possible.

Azure Security Center alerts users when their virtual machines are discovered to be communicating with command-and-control servers. These connections are consistent with bot links from computers infected with malware similar to Alina or Conficker. Figure 6 shows an alert generated by Azure Security Center based on such a detection.

Figure 6. Azure Security Center showing communication with a C&C server



Behavioral analysis

Atomic and threat intelligence-based detections are essentially pattern matching. To detect more complex threats, more advanced methods of threat detection are required.

One such method is behavioral analysis. In contrast to pattern matching, behavioral analysis moves beyond pattern matching and signatures and focuses on the malicious *behavior*. This focus enables defenders to counter attackers who generate an almost infinite number of variants for a particular malware. Malware designers can change the hash, switch a bit or byte, change a packet or pattern; each of these changes would require a new signature.

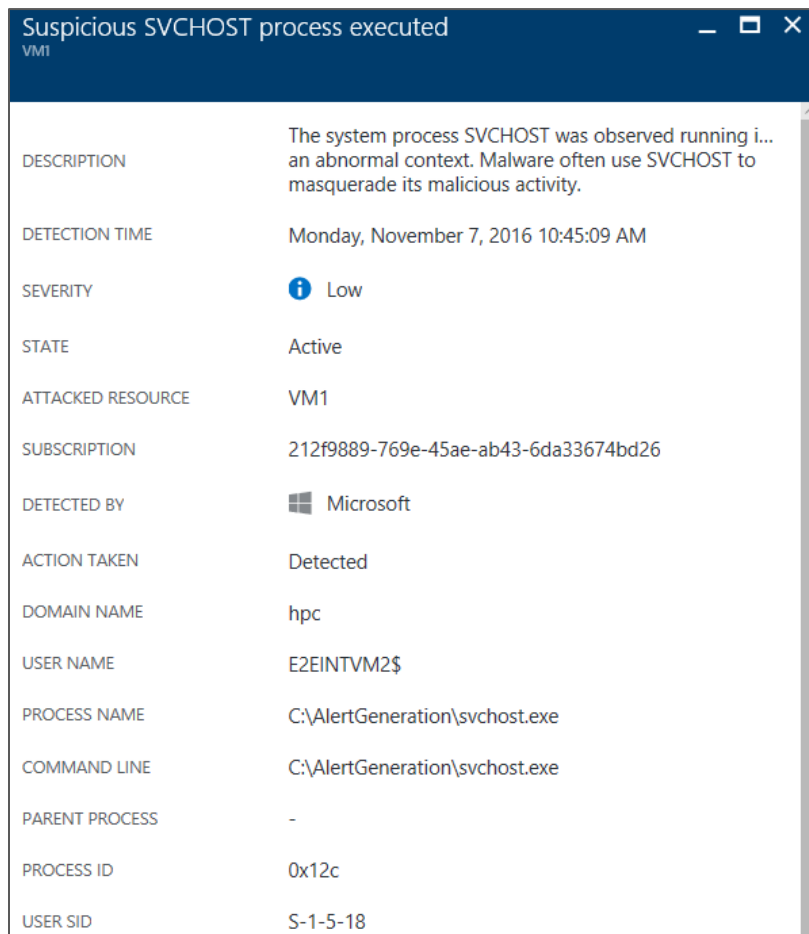
Behavioral analysis drills down to what the malware is *doing* on the system. There's no need to pattern match each malware variant if the *behavior* of the malware can be identified. In the final analysis, it's the behavior that is of most

interest. Each malicious behavior can represent literally thousands of individual signature variants. Behavioral analysis is variant resistant.



However, there are gray areas in some of the behaviors. Such borderline cases could lead to false positives. When the system detects these ambiguous behaviors, Azure Security Center looks for other behaviors or detections to confirm the initial suspicion. More information about the confirmation process is provided in the discussion on detection fusion later in this section.

An example of behavioral analysis: system processes that run in an abnormal context. Azure Security Center can detect these situations and fire an alert. In the example seen in, you can see that Azure Security Center has detected that SVCHOST was running in an abnormal context. SVCHOST is a container process for many other system processes and malware often tries to take advantage of this to hide its activity.

Figure 7. Azure Security Center detects processes running in an abnormal context



The screenshot shows a window titled "Suspicious SVCHOST process executed" with a sub-header "VM1". The window contains a table of alert details:

DESCRIPTION	The system process SVCHOST was observed running i... an abnormal context. Malware often use SVCHOST to masquerade its malicious activity.
DETECTION TIME	Monday, November 7, 2016 10:45:09 AM
SEVERITY	 Low
STATE	Active
ATTACKED RESOURCE	VM1
SUBSCRIPTION	212f9889-769e-45ae-ab43-6da33674bd26
DETECTED BY	 Microsoft
ACTION TAKEN	Detected
DOMAIN NAME	hpc
USER NAME	E2EINTVM2\$
PROCESS NAME	C:\AlertGeneration\svchost.exe
COMMAND LINE	C:\AlertGeneration\svchost.exe
PARENT PROCESS	-
PROCESS ID	0x12c
USER SID	S-1-5-18

Anomaly detection

Behavioral analysis discovers known threats by detecting known behaviors. This process is immensely useful, and significantly extends detection capabilities beyond simple signature-based detections.

The logical next step is to detect unknown threats, which is where anomaly detection comes into play.

With anomaly detection, the system builds a baseline. The baseline is defined by the history of a certain element of the virtual machine. If a statistically significant deviation from that baseline is detected, an alert might be generated.

It's important to note that while the system *might* generate an alert, it's possible that no alert will be generated. The reason for this possibility is that not all deviations from baseline are detrimental. Similar to other detections, when the system detects ambiguous activity, supporting evidence and correlation with other detections are sought to confirm.

Anomaly detection makes it possible to move past what is already known, and discover possible new exploits.

One of the major advantages of anomaly detection is that it enables detections to move past what is already known, and discover possible new exploits. Anomalies can lead researchers to dig deeper, and come up with new analytics that define new "known" threats.

An example of an anomaly-based detection is a brute force attack. A brute force attack is characterized by repeated attempts to log onto a virtual machine with guessed user names and passwords. Azure Security Center can detect that the number of failed log on attempts has reached a statistically significant level and generate an alert, as seen in Figure 8.

Figure 8. Azure Security Center detects a failed brute force attack

Failed RDP Brute Force Attack	
VM1	
DESCRIPTION	Several Remote Desktop login attempts were detected from FreeRDP (96.81.218.10), none of them succeeded. Event logs analysis shows that in the last 48 minutes there were 93 failed attempts. 32 of the failed login attempts aimed at non-existent users. 1 of the failed login attempts aimed at existing users.
DETECTION TIME	Sunday, November 6, 2016 9:45:07 AM
SEVERITY	Low
STATE	Active
ATTACKED RESOURCE	VM1
SUBSCRIPTION	212f9889-769e-45ae-ab43-6da33674bd26
DETECTED BY	Microsoft
ACTION TAKEN	Detected
SUCCESSFUL LOGINS	0

Detection fusion

As stated several times in this section, instances exist when a specific detection is non-specific, which requires supporting evidence to reduce the probability of a false positive. A very effective method for reducing ambiguity (and the false positive rate) is to correlate individual alerts generated throughout the cyber kill chain.

The correlations provide the context needed to confirm that the findings of each of the individual alerts represents an actual security event. We call this combination or correlation of multiple alerts along the kill chain a security *incident*.

Security incidents are explicitly identified in the alerts section of Azure Security Center. In addition, incidents help to reduce investigation time by providing insight into what steps the attacker took, and what specific resources were affected.

Incidents tie together alerts during attack progression. A simplified characterization of the cyber kill chain places incidents into one of three phases:

- Target and attack
- Install and exploit
- Post breach

Target and attack

The target and attack phase represents the reconnaissance and deliver phases of the cyber kill chain.

For example, a brute force attack against a virtual machine fits into this phase; alerts related to brute force attacks are placed here.

When an attacker launches a brute force attack against a virtual machine, Azure Security Center will use anomaly detection to determine whether the number of logon attempts exceeds what is expected. If so, Azure Security Center surfaces a failed brute force attempt alert to the user.

Install and exploit

The system analyzes the results of the initial attack during the install and exploit phase.

Some of the things considered during this phase include:

- Evidence of existing malware signatures (using Microsoft antimalware or partner solutions)
- In-memory malware (using crash dump analysis)
- Suspicious process execution (using behavioral analysis)
- Lateral movement
- Internal reconnaissance

Suppose an attacker were able to gain access to a virtual machine using a brute force attack (which would have taken place during the target and attack phase). Malware is installed on the machine (during the install and exploit phase) and the malware ends up causing a process to crash.

Azure Security Center will collect a copy of the crash dump and scan it for evidence of in-memory malware. If an exploit (such as malicious shellcode) is

found, an alert will be generated and assigned to the target and attack phase of the kill chain.

Post breach

Attackers execute their plans during the post breach phase, which includes all the activities attackers carry out using automated or manual processes on compromised virtual machines.

For example, a virtual machine is compromised by a brute force attack during the target and attack phase and an alert is generated. The attacker installs malware, and another alert is generated during the install and exploit phase. Finally, the malware generates large amounts of SMTP traffic. This SMTP traffic is correlated with the Office 365 SPAM database to determine whether this traffic is legitimate or SPAM. If the assessment is SPAM, an alert is generated by Azure Security Center.

In addition to these alerts, an *incident* (defined as a collection of alerts) is generated by Azure Security Center indicating a very high probability that a successful compromise has taken place because of the correlation and verification of and by multiple alerts.

Figure 9 shows a number of security incidents as reported by Azure Security Center.

Figure 9. A list of security incidents in Azure Security Center

	DESCRIPTION ^	COUNT ^	DETECTED BY ^	DATE ^	STATE ^	SEVERITY ^
🔍	Security incident detected	1	Microsoft	09/19/16	Active	🚨 High
🔍	Security incident detected	1	Microsoft	08/30/16	Active	🚨 High
🔍	Security incident detected	1	Microsoft	08/30/16	Active	🚨 High
🔍	Security incident detected	1	Microsoft	08/17/16	Active	🚨 High
🔍	Security incident detected	1	Microsoft	08/17/16	Active	🚨 High
🔍	Security incident detected	1	Microsoft	08/17/16	Active	🚨 High
🔍	Security incident detected	1	Microsoft	07/20/16	Active	🚨 High
🔍	Security incident detected	1	Microsoft	07/20/16	Active	🚨 High

Azure Security Center also provides the ability to drill down on a security incident and provide detailed information on the individual alerts that were correlated to create the incident, as shown in Figure 9.

Figure 10. Azure Security Center provides additional information about security events

Security incident detected
Incident Detected - Preview

DESCRIPTION The incident which started on 2016-09-18T13:58:47.6860842Z and most recently detected on 2016-09-19T22:58:47.6860842Z indicate that an attacker has attacked other resources from your virtual machine VM1

DETECTION TIME Monday, September 19, 2016 5:58:47 PM

SEVERITY ! High

STATE Active

ATTACKED RESOURCE VM1

SUBSCRIPTION 212f9889-769e-45ae-ab43-6da33674bd26

DETECTED BY Microsoft

ACTION TAKEN Detected

REMIEDIATION STEPS

1. Escalate the alert to the information security team.
2. Review the remediation steps of each one of the alerts

Alerts included in this incident

DESCRIPTION	COUNT	DETECTION TIME	ATTACKED RESOURCE	SEVERITY
SQL injection blocked	1	09/18/16 08:58 AM	VM1	Low
Failed RDP Brute Force Attack	1	09/18/16 09:58 AM	VM1	Low
Successful RDP brute force attack	1	09/19/16 09:58 AM	VM1	! High
Suspicious SVCHOST process executed	1	09/19/16 10:58 AM	VM1	Low
Multiple Domain Accounts Queried	1	09/19/16 11:58 AM	VM1	Low
Network communication with a malicious machine d...	1	09/19/16 12:58 PM	VM1	! Medium

Summary

The cloud introduces a number of new attack vectors that were previously unavailable to intruders in the on-premises world. These new attack types require that we evolve our methods of attack detection. Detecting cloud-based attacks requires us to address and act on the differences between the on-premises and cloud kill chains. There are also security benefits from running your workloads in the cloud, as you'll benefit from Microsoft's comprehensive threat intelligence and security expertise. Azure Security Center takes advantage of a multi-layered approach to threat detection, which ranges from rudimentary signature based systems all the way up to machine learning driven approaches and detection fusion. See azure.microsoft.com for more details and to take advantage of a 90 day free trial of Azure Security Center.

PROMETHIUM and NEODYMIUM: Parallel zero- day attacks targeting individuals in Europe

Windows Defender ATP

Microsoft proactively monitors the threat landscape for emerging threats. Part of this job involves observing the activities of targeted activity groups, which are often the first ones to introduce new exploits and techniques that are later used by other attackers. The previous two volumes of the *Microsoft Security Intelligence Report* explored the activities of two such groups, code-named STRONTIUM and PLATINUM, which used previously unknown vulnerabilities and aggressive, persistent techniques to target specific individuals and institutions—often including military installations, intelligence agencies, and other government bodies.

This volume chronicles two activity groups, code-named PROMETHIUM and NEODYMIUM, both of which target individuals in a specific area of Europe. Although most malware today either seeks monetary gain or conducts espionage for economic advantage, both of these activity groups appear to seek information about specific individuals.

In May 2016, both PROMETHIUM and NEODYMIUM were observed to launch attack campaigns. These campaigns used completely distinct infrastructure and primary malware, which indicated a lack of association at the operational level. However, the similarity in the campaigns' victim locale, timing, and use of the same zero-day exploit prior to public disclosure strongly indicates that the activity groups may be related at a higher organizational tier.

Microsoft is sharing information about these groups to raise awareness of their activities, and to help individuals and organizations implement existing mitigation options that significantly reduce risk from these attack groups and other similar groups.

Activity Group Profile: PROMETHIUM

Campaign summary: PROMETHIUM is an activity group that has been active since at least 2012. In 2016, an attack campaign by this group was recorded in early May that made use of an exploit for [CVE-2016-4117](#), a vulnerability in Adobe Flash Player, which at the time was both unknown and unpatched. Adobe promptly and publicly acknowledged the zero-day vulnerability and pushed a security update.

PROMETHIUM and NEODYMIUM both target individuals in a specific area of Europe.

The attack itself began with certain individuals receiving links in instant messenger clients. These links led to malicious documents that invoked exploit code and eventually executed a piece of malware called Truvasys on unsuspecting victims' computers.

Administrators and users wondering whether they were targeted by PROMETHIUM can scan their network by using the indicators listed in the appendix, by using Windows Defender to examine their logs for "Truvasys," or by searching for PROMETHIUM in their [Windows Defender Advanced Threat Protection](#) product console alerts.

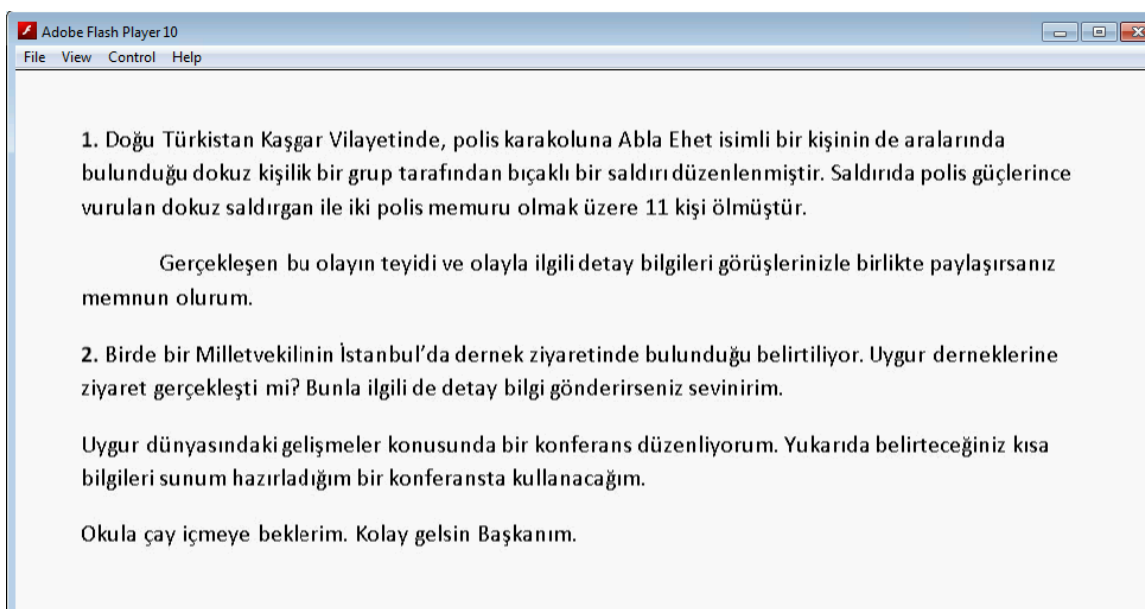
Attack details: Truvasys has been [previously documented](#) by peer organizations in the security industry. The malware and its developers have been active for a few years and have conducted multiple attack campaigns by masquerading as common computer utilities such as WinUtils, TrueCrypt, WinRAR, and SanDisk. In each of the campaigns, the Truvasys malware was updated to include additional features, showing close collaboration between the activity groups behind the campaigns and the developers of the malware.

Truvasys is a collection of modules written in the Delphi programming language, a variant of Pascal. It runs on 32-bit and 64-bit editions of multiple versions of Windows, including Windows Vista, Windows 7, Windows 8, and Windows 10, in both standard user and administrator modes. It includes a number of features designed to evade detection, including virtual environment detection and tampering with security software.

Truvasys connects to a remote command and control (C&C) server to retrieve instructions from an attacker, who can use the malware to execute arbitrary functionality on the compromised computer.

This malware family has targeted individuals through the combined use of spear phishing and watering hole techniques for a number of years. In most cases, Truvasys is embedded with legitimate installers of applications, compromising individual computers by tricking users into running the installers. One campaign involved a fake Adobe Flash Player installer, with a social engineering lure in Turkish.

Figure 11. In one campaign, Truvasys was distributed via social engineering lures in the Turkish language



The language used in this example is consistent with the geography of Truvasys victims, as observed over the years. Most Truvasys activities have been observed across western Europe with a large majority of computers using the Turkish locale setting, which suggests that most of them are Turkish citizens or expatriates.

While studying Truvasys, Microsoft uncovered a previously undocumented piece of malware known as Myntor that is a completely separate malware family. Myntor is pushed onto victims' computers that are selected by an unknown logic devised by PROMETHIUM.

Activity Group Profile: NEODYMIUM

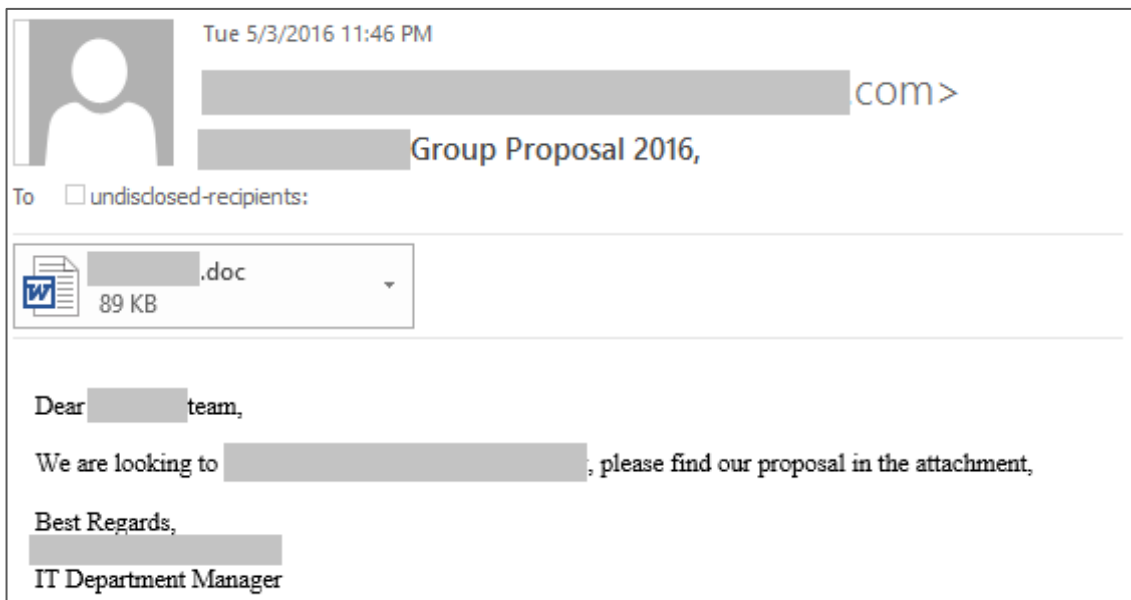
Campaign summary: NEODYMIUM is an activity group that, like PROMETHIUM, conducted an attack campaign in early May 2016. NEODYMIUM also used the exact same CVE-2016-4117 exploit code that PROMETHIUM used, prior to public knowledge of the vulnerability's existence.

NEODYMIUM used a backdoor detected by Windows Defender as Wingbird, whose [characteristics closely match](#) FinFisher, a government-grade commercial surveillance package. Data about Wingbird activity indicates that it is typically used to attack individuals and individual computers instead of networks.

Administrators and users wondering whether they were targeted by NEODYMIUM can scan their networks by using the indicators listed in the appendix, by using Windows Defender to examine their logs for “Wingbird,” or by searching for NEODYMIUM in their [Windows Defender Advanced Threat Protection](#) product console alerts.

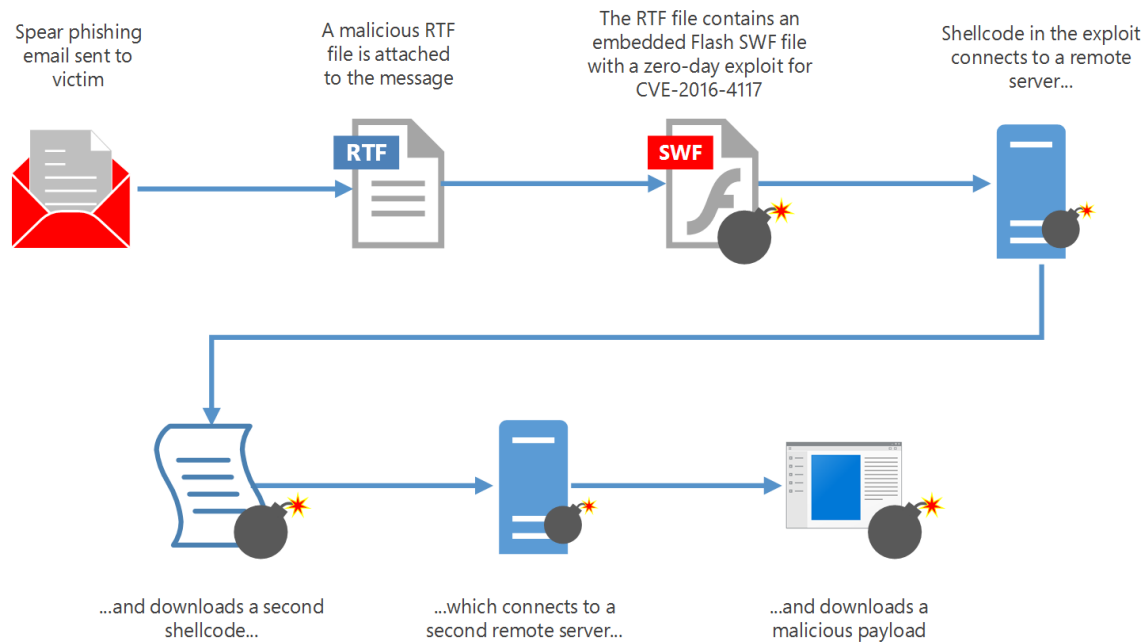
Attack details: Target individuals were sent customized spear phishing emails. An image of one such customized email from this campaign is shown in the following figure.

Figure 12. The spear phishing campaign that NEODYMIUM launched in May 2016 is highly customized to target individuals; a large portion of the email has been redacted to protect the privacy of the targeted individual, which shows the extent of personalization of the malicious email



When the user opened the attachment, a blank document displayed. In the background, a series of events, including the use of the CVE-2016-4117 zero-day exploit, ultimately led to the download and execution of a backdoor. The exploit code executes only if the Microsoft Office [Protected View](#) setting is turned off. By default, documents opened from the Internet (using web browsers or email clients) are opened in protected view mode, which prevents execution of embedded objects and potentially malicious code.

Figure 13. The NEODYMIUM attack chain shows how the exploit CVE-2016-4117 was used to infect target individuals' computers



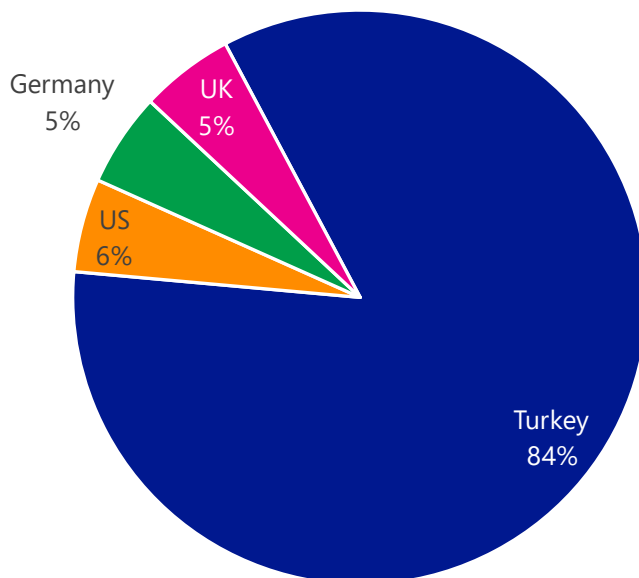
The backdoor payload showed behavior that matched publicly documented traits of a program called FinFisher, a government-grade commercial surveillance package marketed to law enforcement and intelligence agencies. The publisher, [FinFisher GmbH](#), claims that it sells the software exclusively to government agencies for use in targeted and lawful criminal investigations. It is likely that the backdoor payload is a relatively new version of the commercial spyware.

The apparent use of a version of FinFisher suggests that the exploit and the spear fishing campaign that delivered it were the work of an attack group probably connected in some way to a state actor.

Windows Defender detects the backdoor payload as Wingbird. Visibility into the usage of Wingbird shows it has been used only against individuals, not against computers that are part of an organization's network.

Research into Wingbird from May through November 2016 showed only tens of victims, predominantly in Turkey.

Figure 14. NEODYMIUM victim breakdown, by country for May through November 2016

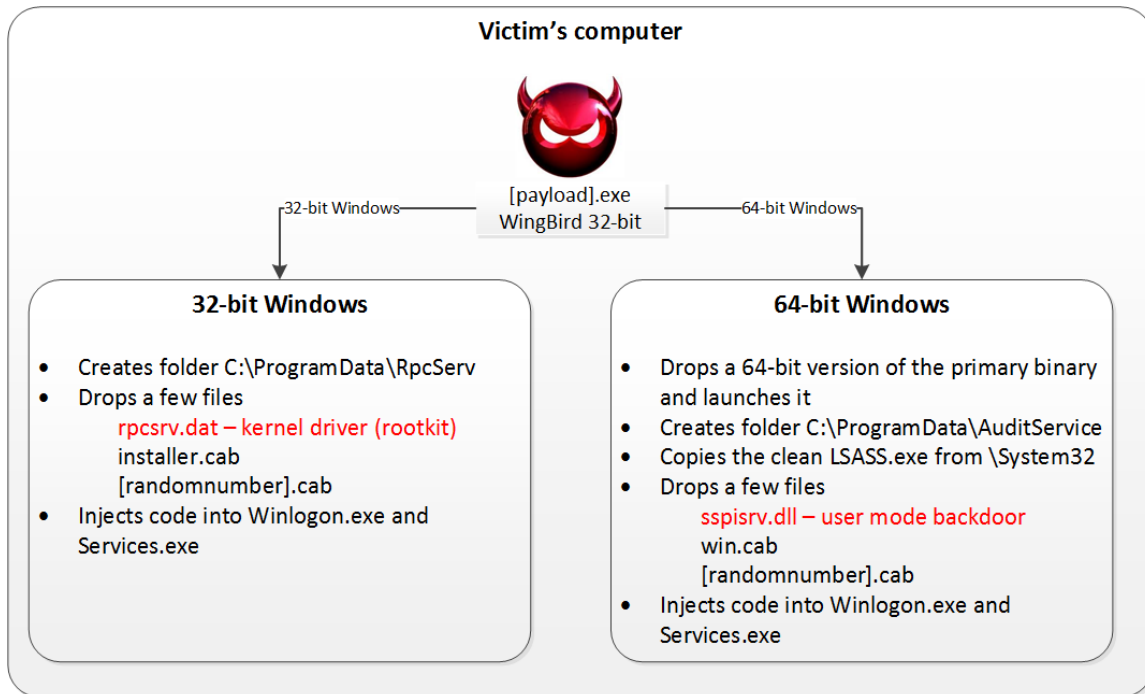


Like Truvasys, Wingbird is designed to run on both 32-bit and 64-bit Windows platforms. The malware is a native 32-bit PE executable that installs a number of additional executables and files. These components are all embedded within the dropper itself, which allows the malware to avoid downloading components and consequently attracting attention.

After the backdoor executes, the malware checks the underlying operating system version and, depending on what platform it is running on, drops several files to %ProgramData%\RpcSrv (on 32-bit computers) or %ProgramData%\AuditService (on 64-bit computers).

In addition, on 64-bit computers the dropper creates a secondary native 64-bit payload executable, referred to in the following diagram as [Payload64].exe. The 32-bit processes are isolated from 64-bit processes and restricted in the actions they can perform. By providing a separate 64-bit payload, Wingbird attempts to inject code into 64-bit processes as well as 32-bit processes.

Figure 15. Wingbird behaves differently on 32-bit computers and 64-bit computers



The main goal of the original dropper is to indirectly deliver executables by injecting malicious code and data into two Windows system processes, Services.exe and Winlogon.exe. The primary Wingbird payload uses anti-VM, anti-debugging, and anti-AV mechanisms to evade discovery and analysis.

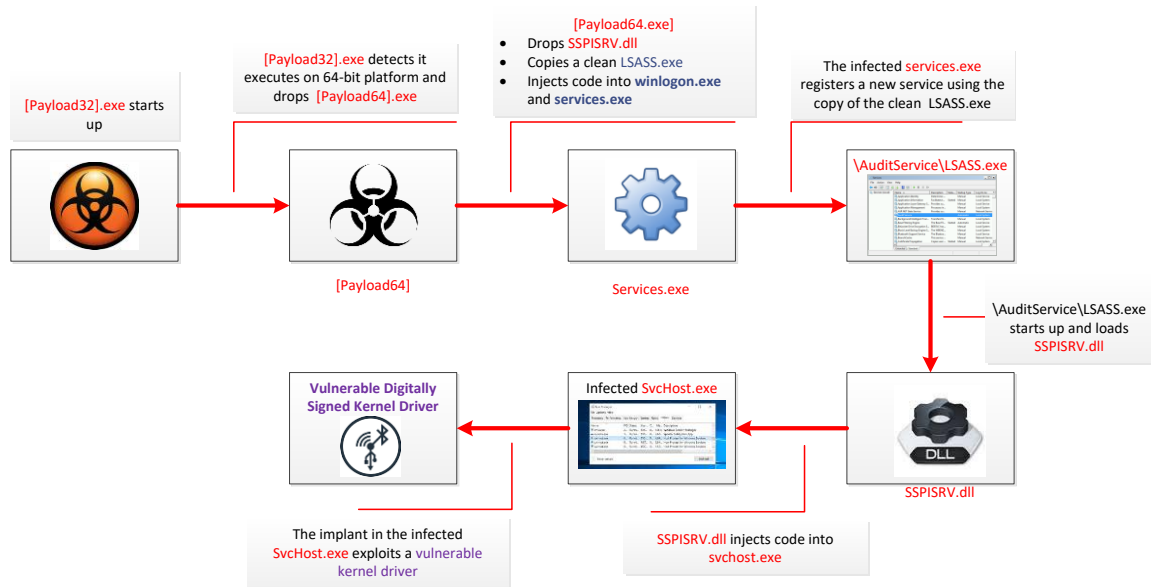
On 32-bit computers, the original dropper creates three files, as shown in Figure 5. Of the three files, the only true binary is rpcsrv.dat, a kernel rootkit that enables the attacker to load and run privileged unsigned code. The other two files, installer.cab and the randomly named [xxxx].cab, are encrypted data files.

Wingbird attempts to detect and evade security products. For example, some of the strings found in running processes, such as avcuf32.dll and <un-wnd-%.08x>, indicate that the malware checks for the presence of one of several versions of Bitdefender security software.

Through a series of actions and code injections, the original malware installs the rootkit driver, rpcsrv.dat, a non-standard kernel driver. The attackers know that 64-bit computers are much more secure because they prevent loading of unsigned drivers, so they do not even attempt this technique on 64-bit systems. The malware searches for a file called ico_ty23.ico, which is [publicly documented](#) as the filename one of the key user mode DLL components of FinFisher.

On 64-bit computers, the installation of Wingbird is a lot more complicated. The 64-bit version of the original payload creates a new folder, %ProgramData%\AuditService, and copies the Windows system file lsass.exe from %SystemFolder% into the new folder. At the same time, the payload drops a malicious file known as sspisrv.dll alongside the copy of lsass.exe. This sspisrv.dll file shares its name with a code library that implements several APIs that lsass.exe is designed to import.

Figure 16. Wingbird payload's behavior on 64-bit computers



The original 32-bit dropper continues monitoring until the folder and file are created. After the 64-bit payload is done copying files, its parent process (the 32-bit dropper) deletes it. The parent process then deletes itself as an attempt to hide its tracks and prevent analysis by security professionals.

The 64-bit malware then injects code into services.exe, the Service Control Manager, to register a service using a clean lsass.exe that would load the malicious sspisrv.dll, which would then inject malicious code into svchost.exe. The constant delegation of malicious code control from one process to the next is a way to hide execution of unwanted code and make it extremely difficult to detect the presence of Wingbird.

This version of Wingbird has also been observed with the ability to execute highly privileged kernel code by injecting code through vulnerable signed

drivers. It maintains a list of legitimate yet vulnerable drivers that can be exploited to inject and execute kernel code.

It appears that Wingbird obfuscates its code at source level, rather than binary level, to evade analysis tools and security solutions.

Similar to the 32-bit version, this version of Wingbird performs a check for a file named ico_sf46.ico, which is a known component of FinFisher.

Mitigation

Stopping zero-day exploits in Windows 10

PROMETHIUM and NEODYMIUM both used a zero-day exploit that executed code to download a malicious payload. [Protected view](#), a security feature that was introduced in Microsoft Office 2010, prevents the malicious Flash code from loading when the document is opened. [Control Flow Guard](#), a security feature that is turned on by default in Windows 10 and Microsoft Office 365 64-bit version, can help by making it more difficult to exploit memory corruption vulnerabilities. The Flash vulnerability CVE-2016-4117 is a type confusion vulnerability in the DeleteRangeTimelineOperation class. The referenced exploit only reliably works on specific Windows platforms because of a ByteArray mitigation in Flash Player, which causes Microsoft to believe that the exploit was authored with pre-knowledge of the victim's computer information. The exploit uses the Adobe Flash Player's Function object vftable corruption method to achieve code execution.

Control Flow Guard makes it more difficult to exploit memory corruption vulnerabilities.

Because 64-bit versions of Windows 10 enforce driver signing, malicious code that attempts to load a locally made, untrusted driver will be stopped in its tracks.

In addition, the technique of using lsass.exe to load a malicious DLL files can be mitigated by an optional feature introduced in Windows 10 called [Credential Guard](#). Microsoft highly recommends that network administrators test and enable this feature. In Wingbird's case, the malicious sspisrv.dll will not load because it wasn't signed by a trusted certificate.

The [Hypervisor Code Integrity \(HVCI\)](#) service enables the Device Guard feature in Windows 10 to help protect kernel mode processes and drivers from

vulnerability exploits and zero-day exploits. HVCI uses the processor's functionality to force all software running in kernel mode to safely allocate memory, which means that after memory has been allocated, its state must be changed from writable to read-only or execute-only. By forcing memory into these states, HVCI helps ensure that attacks are unable to inject malicious code into kernel mode processes and drivers through techniques such as buffer overflows and heap spraying.

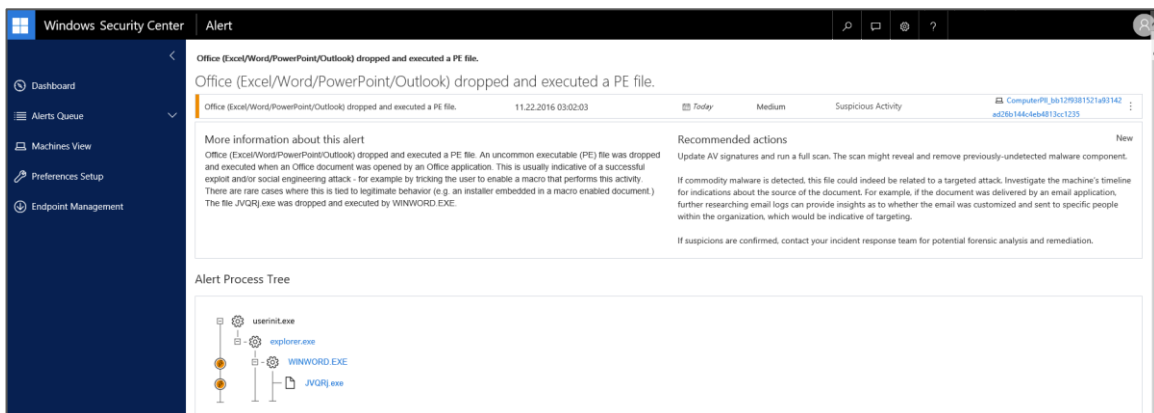
Detecting malicious behavior with Windows Defender Advanced Threat Protection

[Windows Defender Advanced Threat Protection](#) (ATP) is a new built-in detection service that ships natively with Windows 10 and helps enterprises to detect targeted and advanced attacks. When activated, it captures behavioral signals from the endpoint and then uses cloud-based security machine learning analytics and threat intelligence to flag suspicious attack-related activities.

The NEODYMIUM attack campaign executed the following five malicious behaviors, all of which are detected by [Windows Defender ATP](#):

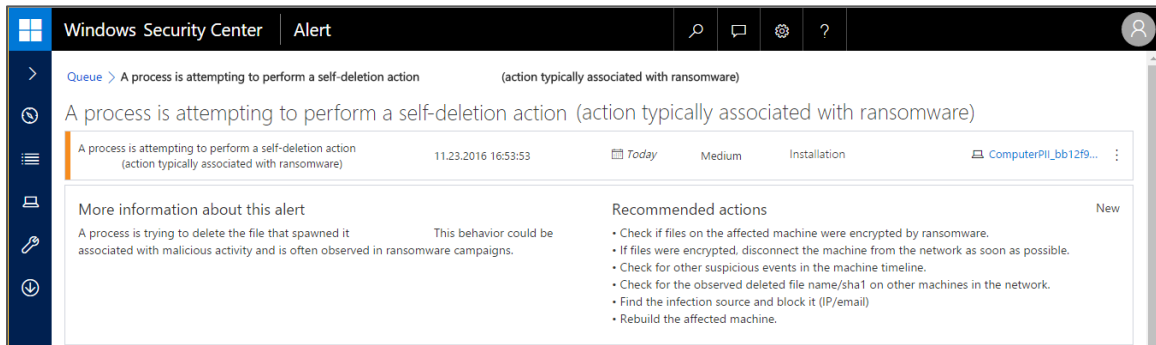
1. Zero-day exploit code causes a Microsoft Office file to generate and open an executable file.

Figure 17. Windows Defender ATP shows an alert for an exploit resulting in a malicious file executing on an endpoint



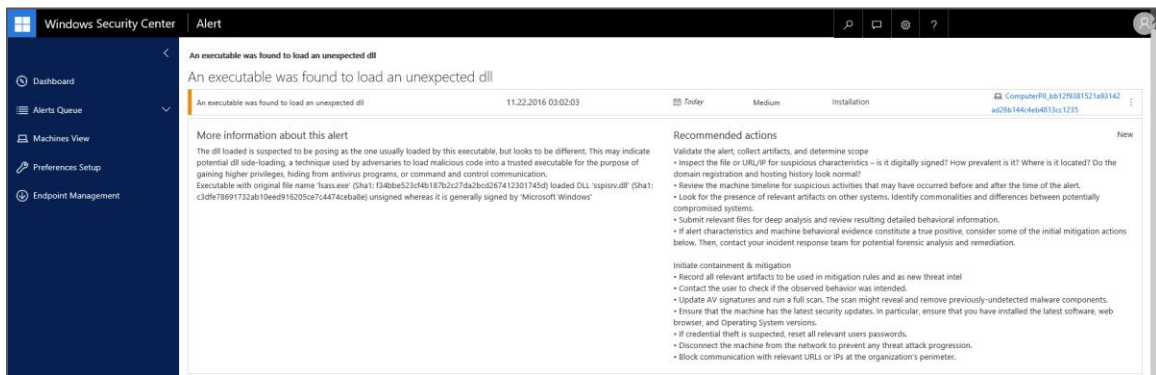
2. Zero-day exploit code allows an executable file to gain higher privileges.
3. A suspicious file self-deletes, a behavior associated with malware that erases traces of infection as a way to evade forensic analysis.

Figure 18. Windows Defender ATP shows an alert for processes that attempt self-deletion



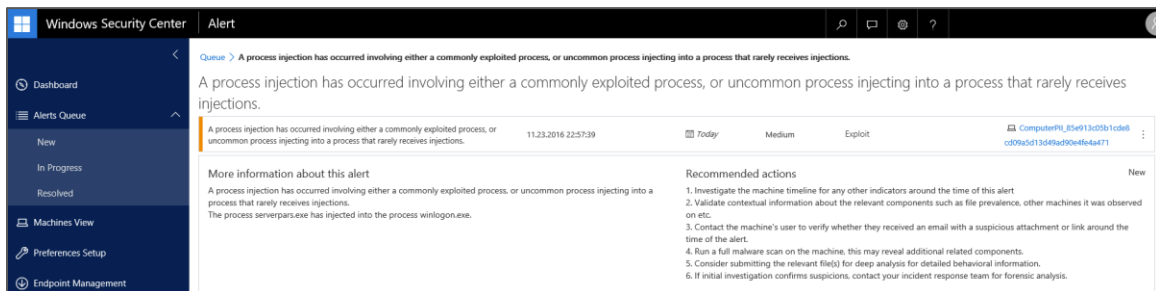
4. Malware executes DLL-side loading, a technique in which attackers replace legitimate DLL files in non-standard folders with malicious ones so that the malicious file is loaded when the application or operating system starts.

Figure 19. Windows Defender ATP shows an alert for DLL-side loading



5. Malware injects code into legitimate processes, which is usually done to load the malware when system processes run.

Figure 20. Windows Defender ATP shows an alert for suspicious code injections



Windows Defender Advanced Threat Protection alerts enterprise security teams of detections and allows them to investigate and respond to each security incident in a timely and effective manner. The service complements and works

along with Windows Defender or third-party antivirus security solutions. Additional information about the service is available [here](#).

Summary

In May 2016, two apparently unrelated activity groups, PROMETHIUM and NEODYMIUM, conducted attack campaigns in Europe that used the same zero-day exploit while the vulnerability was publicly unknown. Although the use of the same exploit code could be attributed to a number of coincidences, the timing of the campaigns and victim demographics lend credence to the theory that the campaigns were associated.

One threat family, Wingbird, appears to be a version of a commercially available tool sold to organizations conducting lawful interception. Wingbird is a fairly advanced threat family that must have required the authors several months' worth of man-hours to generate. Even so, Wingbird as-is does not execute in Windows 10.

Each activity group uses a unique set of tools and methods to perform actions like lateral movement and data exfiltration. One of the purposes of tracking activity groups is to research unique attacker techniques and to develop mitigations for the native operating system. Microsoft has [built proactive security mitigations](#) into its products, which increases the investment barrier for attackers who try to victimize users of the latest versions of Windows.

The Windows security service [Windows Defender ATP](#) provides an additional post-breach layer of security to enterprises organizations. As this article shows, proactive mitigation in Windows 10 and Office on 64-bit systems does not allow the exploit vector for these two attack campaigns or the exploitation of kernel drivers to succeed. In addition, Windows Defender ATP detects suspicious events on endpoints, alerts security operators about undesired activities, and provides the required tool to respond.

Indicators

The following table includes a sampling of indicators on the malware used by PROMETHIUM and NEODYMIUM. This is just a snippet of the information collected while studying these malware and the corresponding attack campaigns.

Figure 21. PROMETHIUM and NEODYMIUM indicators

SHA1 or other indicator	Association
21a3862dfe21d6b216359c6baa3d3c2beb50c7a3	Malicious document
0b16135d008f6952df0caca104449c33d736e5fc	Malicious document
21a3862dfe21d6b216359c6baa3d3c2beb50c7a3	Malicious document
0852aa6b8df78069d75fa2f09b53d4476cdd252b	Malicious document
05dbe59a7690e28ca295e0f939a0c1213cb42eb0	Wingbird
3c2c7ac8fddbc3ee25ce0f73f01e668855ccdb80	Wingbird
211a111586cb5914876adb929c9ae736928d8363	Wingbird
c972bf5751438c99fe3e02ecacf6fa759388c40e	Wingbird
72722073f0adba1919dc31ffa26638555ad5867f	Wingbird
2fb49455d65ad8baf18e3c604cd1b992b7ebbefa	Wingbird
f41b999f41312f2a0fe4eaf08e90824f73e0e186	Wingbird
d8d54574a082162220c3c2f3d3f4c1b1bd4d6255	Wingbird
86580603f5e1d817af87e8bf3ba4dc4ea9e3069d	Wingbird
cb5d0d1d557a1266f77357a951358c78196e97ff	Wingbird
d75d12d250e7a36f9ef1173d630a0059b8ea5349	Wingbird
a77db6e89d604eabf29a6114a30345a705b05107	Wingbird
b32b0d52fff7c09c60bb64bc396dc7522a457399	Wingbird
ade19bde9716770bef84ce4414a45c0462c2eba2	Wingbird
e4d82ab117b86fd44c02ff3289976d15a9d9ced4	Wingbird
88cb78d99fa0275db8123c17a2bd3b3d58f541da	Wingbird
a248f9ad5d757d589a06a253dc46637f4128eea9	Wingbird
532b0d52fff7c09c60bb64bc396dc7522a457399	Wingbird
srv601[.]ddns[.]net	Wingbird
srv602[.]ddns[.]net	Wingbird
980d96d83f0bae8132fd13eb7d0e799999141492	Truvasys
7ab2d32b2603c2b12e814264230572584e157d42	Truvasys
a4f72ee3d337e5a0db78f33fd31958b41e9e9d4f	Truvasys
6de50cf42cd3ff8429a405e9c62d38c11fb2edd6	Truvasys
8d847ea0ffa06b8d48bbd9c943c50b05b23d310b	Truvasys
7047ed9ae510377f4625db256e52af02694ef153	Truvasys
bb66c7d655021234ede01bc59e808c6b8f3fa91b	Truvasys

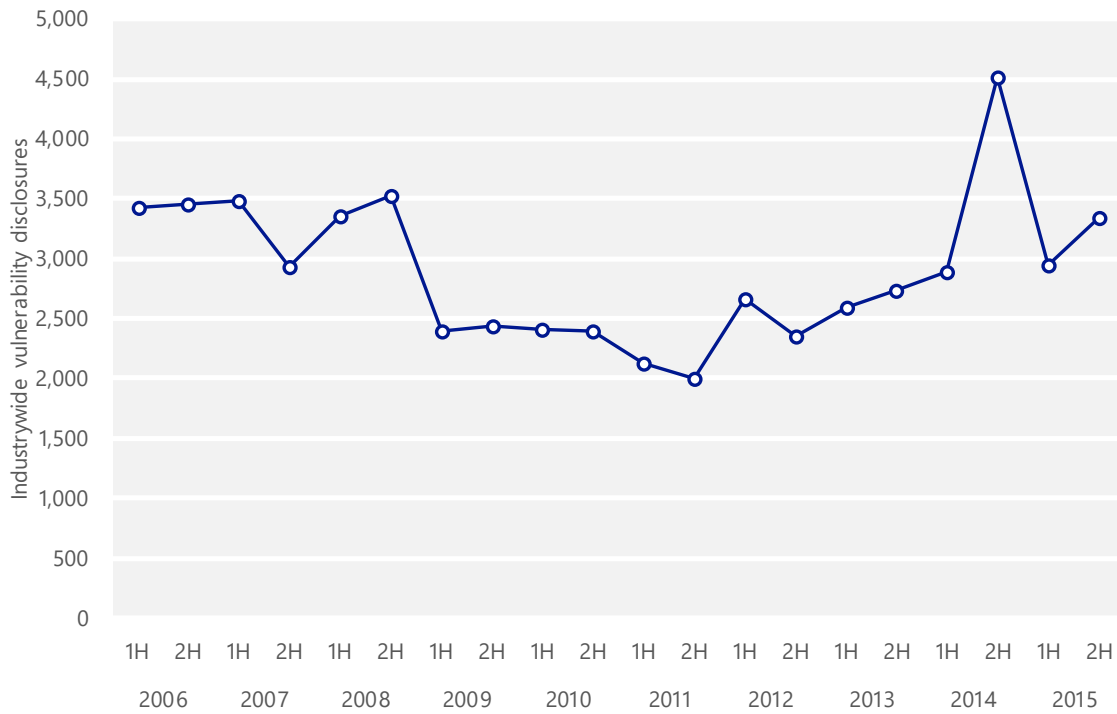
SHA1 or other indicator	Association
www[.]updatesync[.]com	Truvasys
www[.]svnservices[.]com	Truvasys
ftp[.]mynetenergy[.]com	Truvasys
www[.]windriversupport[.]com	Truvasys
www[.]truecrypte[.]org	Truvasys
www[.]edicupd002[.]com	Truvasys

Ten years of exploits: A long-term study of exploitation of vulnerabilities in Microsoft software

Microsoft researchers conducted a study of security vulnerabilities and the exploitation of the most severe vulnerabilities in Microsoft software over a 10-year period ending in 2015. In the second half of the past decade there have been an increasing number of vulnerability disclosures across the entire industry. However, despite the increasing number of disclosures, the number of remote code execution (RCE) and elevation of privilege (EOP) vulnerabilities in Microsoft software has declined significantly. The results of the study suggest that while the risk posed by vulnerabilities appeared to increase in recent years, the actualized risk of exploited vulnerabilities in Microsoft software has steadily declined.

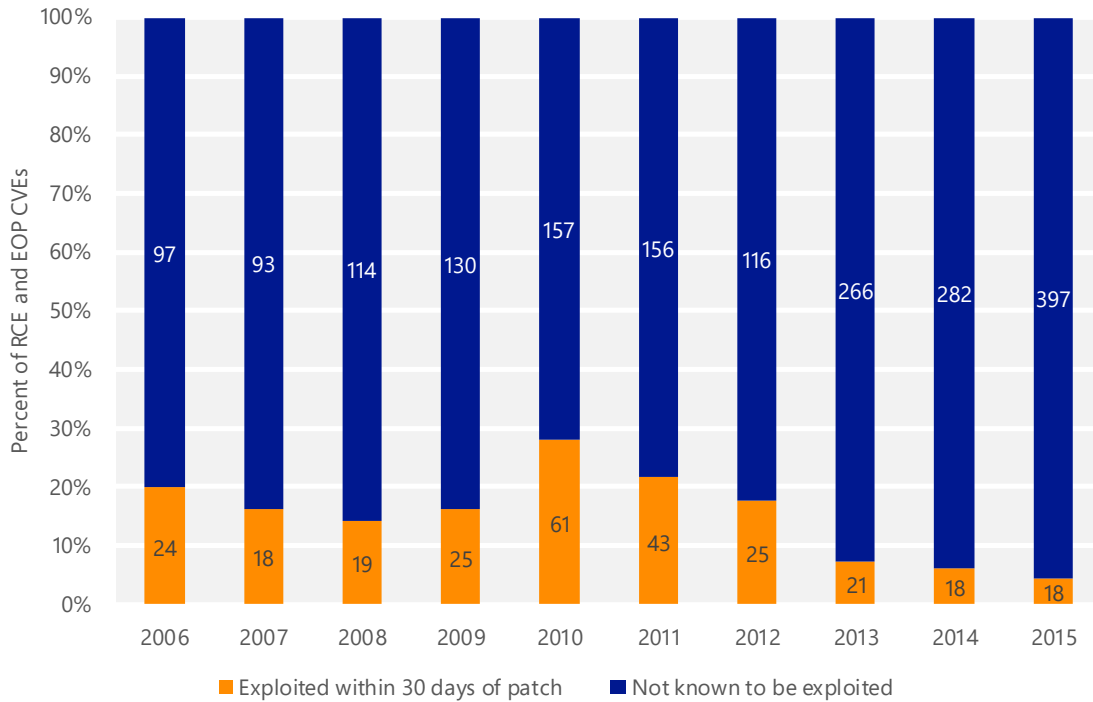
It is impossible to completely prevent vulnerabilities from being introduced during the development of large-scale software projects. As long as human beings write software code, no software is perfect and mistakes that lead to imperfections in software will be made. This fact is reflected in the long-term industry vulnerability disclosure data illustrated in Figure 22. Thousands of vulnerabilities are publicly disclosed across the industry every year. The 4,512 vulnerabilities disclosed during the second half of 2014 (2H14) is the largest number of vulnerabilities disclosed in any half-year period since the Common Vulnerabilities and Exposures system was launched in 1999.

Figure 22. Industrywide vulnerability disclosures, 2006-2015



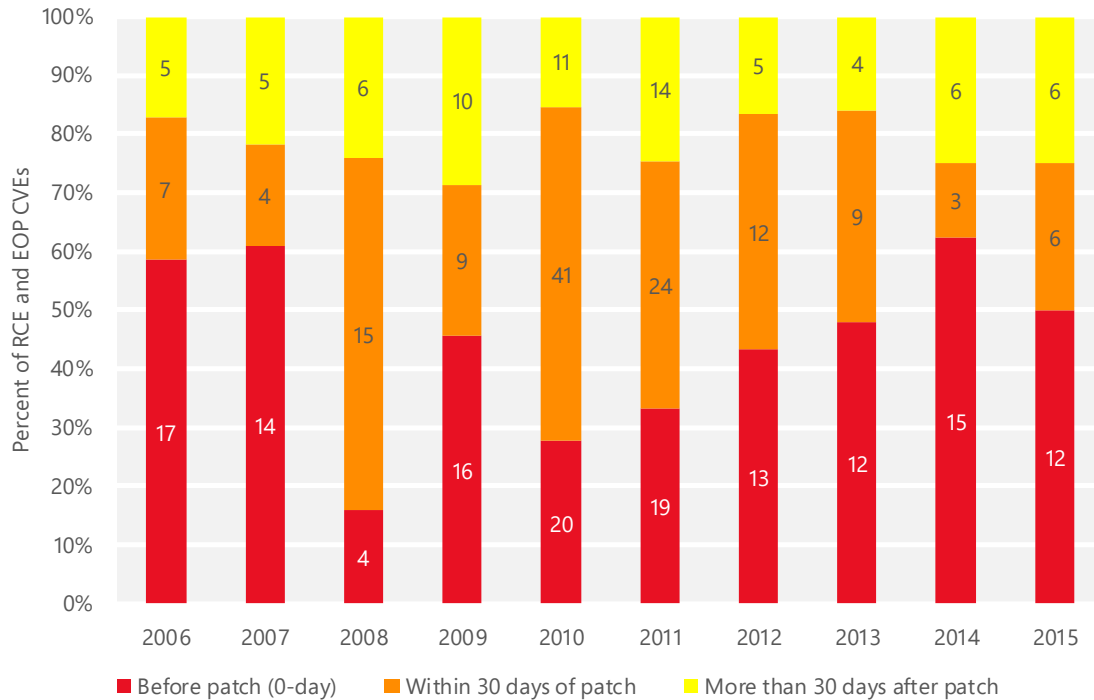
Microsoft researchers performed a study on the exploitation of vulnerabilities in Microsoft software that enabled remote code execution (RCE) and/or elevation of privilege (EOP) spanning the last 10 years. These vulnerabilities represent the vulnerabilities in Microsoft software with the highest severity scores and are generally the vulnerabilities that security and risk professionals are most concerned with.

Figure 23. Remote code executable (RCE) and elevation of privilege (EOP) vulnerability disclosures in Microsoft software known to be exploited before the corresponding security update release or within 30 days afterward, 2006–2015



- Over the past 6 years, Microsoft has observed a sustained decrease in both the percentage and number of vulnerabilities for which there is evidence of their being exploited within 30 days of a security update being available. (Exploitation risk tends to decrease significantly after 30 days, as most organizations have typically tested and deployed the update by that point.)
- In 2015, only 5% of Microsoft remote code execution (RCE) and elevation of privilege (EOP) vulnerabilities had evidence of being exploited within 30 days of a security update being available.
- Microsoft believes that multiple factors have contributed to this decline, such as additional hardening measures that are present in the latest versions of Microsoft products and the [Security Development Lifecycle \(SDL\)](#).

Figure 24. Timing of the exploitation of RCE and EOP vulnerabilities in Microsoft software per year, 2006–2015



- Over the last six years, it has been observed that if Microsoft vulnerabilities are exploited at all, they are most likely to be exploited as zero-day exploits – that is, exploited before a security update is available.
- This observation suggests that exploiting vulnerabilities after a security update has been released is not generally seen as desirable by attackers. One contributing factor might be the mature security update release and deployment model that Microsoft uses to help ensure customers are kept up-to-date.

Each year over the past decade, thousands of vulnerability disclosures have been made across the industry. A series of vulnerability disclosure increases across the industry since the second half of 2011 culminated in the largest number of vulnerabilities disclosed in any half-year period since the CVE system was launched in 1999, with 4,512 vulnerabilities disclosed during the second half of 2014.

Despite these increases, the number of RCE and EOP vulnerabilities in Microsoft software for which there was evidence of their being exploited decreased by almost 60% during the same period, and decreased by more than 70% since 2010. This evidence suggests that although potential risk due to vulnerabilities

has appeared to increase in recent years, the actualized risk caused by exploited vulnerabilities in Microsoft software has declined year over year.

Newer software typically has fewer vulnerabilities than older software. Newer software that uses mitigations built into the Windows platform, such as Address Space Layout Randomization (ASLR), Data Execution Prevention (DEP), Structured Exception Handler Overwrite Protection (SEHOP), and others, make it harder to successfully exploit vulnerabilities that do exist. Microsoft Edge has advanced security technologies and significantly less of an attack surface than older browsers, making exploitation much more difficult and helping make the web a safer experience.³

Windows 10 has been hardened against attacks from every direction and at every layer of the stack; more information is available [here](#).⁴ The Microsoft cloud provides a more holistic security platform, with unique insights into the threat landscape, informed by trillions of signals from billions of sources, than what most customers have in their on-premises IT environments today. For many organizations, these capabilities make the cloud a key part of their risk management strategy.

Mitigations such as ASLR, DEP, and SEHOP make it harder to successfully exploit vulnerabilities that do exist.

³ <https://blogs.windows.com/msedgedev/2015/05/11/microsoft-edge-building-a-safer-browser/>

⁴ <https://blogs.windows.com/business/2016/06/29/advancing-security-for-consumers-and-enterprises-at-every-layer-of-the-windows-10-stack/>

Worldwide threat assessment

Vulnerabilities	43
Exploits	51
Malicious and unwanted software	71
Malicious websites	111
Malware at Microsoft: Dealing with threats in the Microsoft environment.....	123

Vulnerabilities

Vulnerabilities, in the context of computer security, are weaknesses in software that could allow an attacker to compromise the integrity, availability, or confidentiality of the software. Some of the worst vulnerabilities allow attackers to exploit the compromised system by causing it to run malicious code without the user's knowledge.

Industry-wide vulnerability disclosures

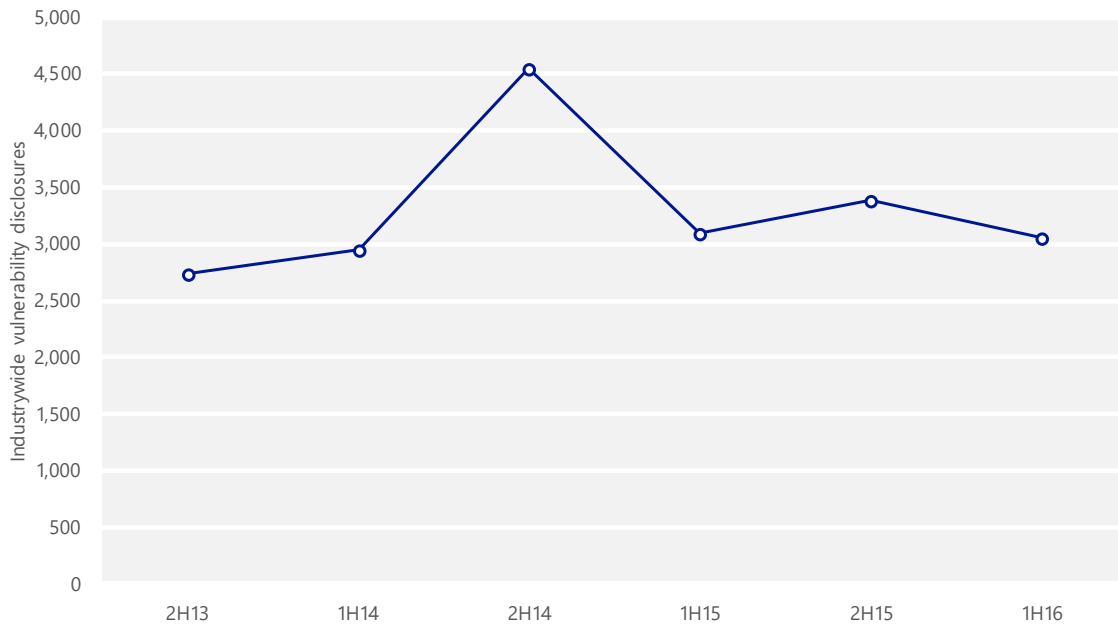
A *disclosure*, as the term is used in the *Microsoft Security Intelligence Report*, is the revelation of a software vulnerability to the public at large. Disclosures can come from a variety of sources, including publishers of the affected software, security software vendors, independent security researchers, and even malware creators.

The information in this section is compiled from vulnerability disclosure data that is published in the [National Vulnerability Database \(NVD\)](https://nvd.nist.gov), the US government's repository of standards-based vulnerability management data at nvd.nist.gov. The NVD represents all disclosures that have a published CVE (Common Vulnerabilities and Exposures) identifier.⁵

Figure 25 illustrates the number of vulnerability disclosures across the software industry for each half-year period since 2H13. (See "Appendix A: Threat naming conventions" on page 135 for an explanation of the reporting period nomenclature used in this report.)

⁵ CVE entries are subject to ongoing revision as software vendors and security researchers publish more information about vulnerabilities. For this reason, the statistics presented here may differ slightly from comparable statistics published in previous volumes of the *Microsoft Security Intelligence Report*.

Figure 25. Industrywide vulnerability disclosures, 2H13–1H16

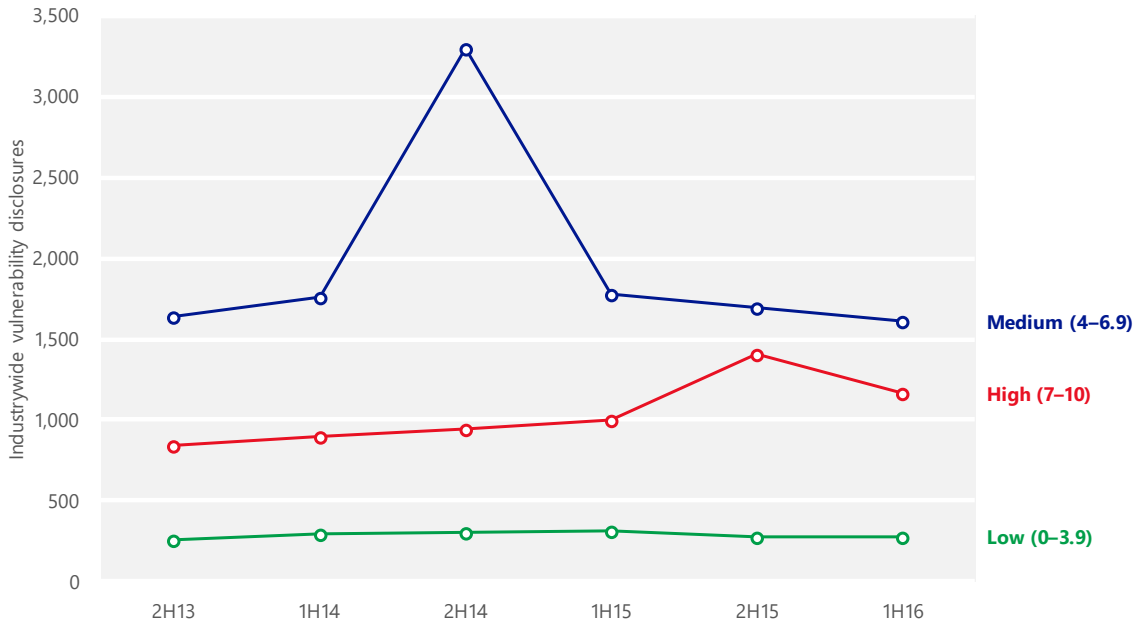


- Vulnerability disclosures across the industry decreased 9.8 percent between 2H15 and 1H16, to just above 3,000.
- Prior to the decrease in 1H16, vulnerability disclosures had trended generally upward over the past three years, with the exception of a spike in 2H14 caused by a research project at the Computer Emergency Response Team (CERT) Coordination Center (CERT/CC) that uncovered SSL-related man-in-the-middle vulnerabilities in a large number of Android apps in the Google Play Store.

Vulnerability severity

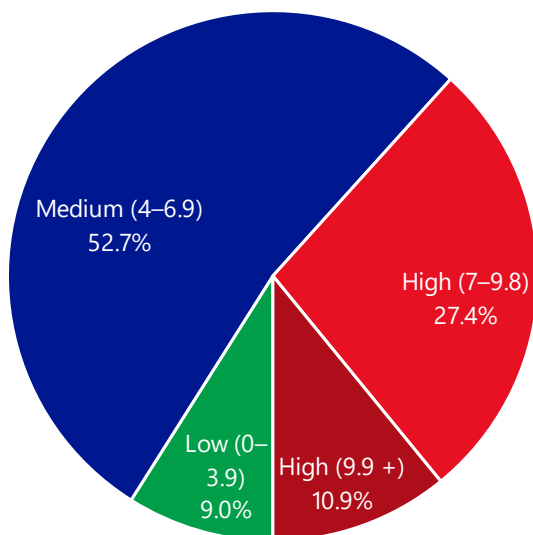
The Common Vulnerability Scoring System (CVSS) is a standardized, platform-independent scoring system for rating IT vulnerabilities. The CVSS base metric assigns a numeric value between 0 and 10 to vulnerabilities based on factors such as potential impact, access vectors, and ease of exploitation, with higher scores representing greater severity. (See [A Complete Guide to the Common Vulnerability Scoring System Version 2.0](#) at first.org for more information.)

Figure 26. Industrywide vulnerability disclosures by severity, 2H13–1H16



- Disclosures of high-severity vulnerabilities—those with CVSS scores of 7 and above—decreased 16.9 percent across the industry in 1H16, to account for 38.3 percent of all vulnerabilities, smaller than in 2H15 but larger than in any other period over the last several years.
- Of these, the highest severity vulnerabilities—those rated 9.9 or higher—accounted for more than a third of all high-severity vulnerabilities, or 10.9 percent of vulnerabilities overall, as shown in Figure 27.

Figure 27. Industrywide vulnerability disclosures in 1H16, by severity



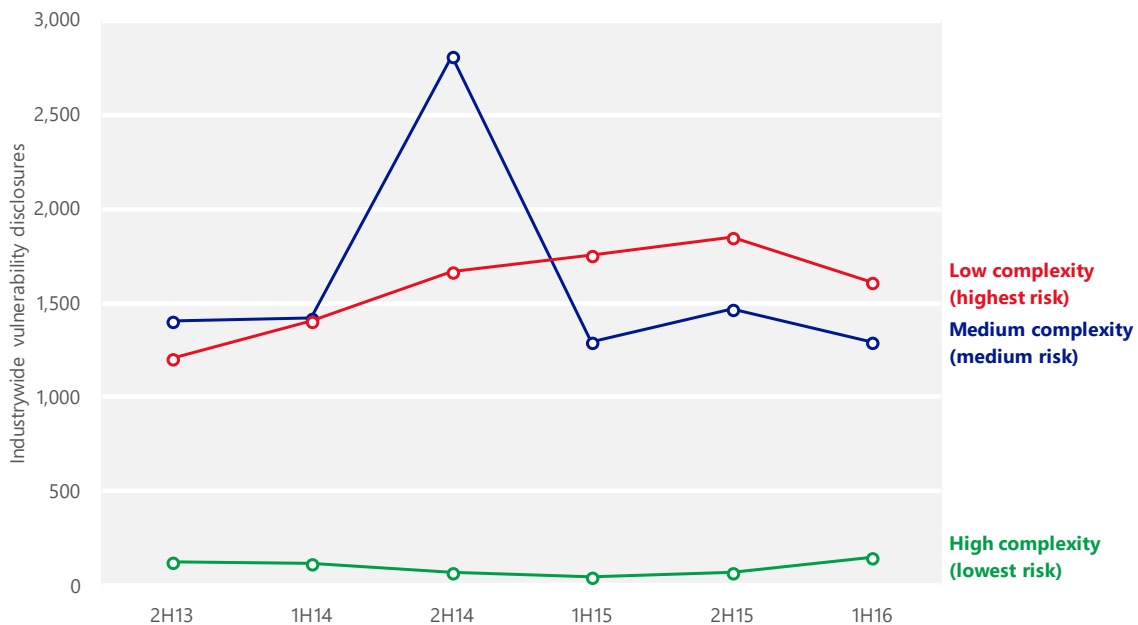
- Disclosures of medium- and low-severity vulnerabilities also decreased slightly between 2H15 and 1H16, and accounted for 52.7 percent and 9.0 percent of all vulnerabilities, respectively.

Vulnerability complexity

Some vulnerabilities are easier to exploit than others, and vulnerability complexity is an important factor to consider in determining the magnitude of the threat that a vulnerability poses. A high-severity vulnerability that can only be exploited under very specific and rare circumstances might require less immediate attention than a lower-severity vulnerability that can be exploited more easily.

The CVSS assigns each vulnerability a complexity ranking of Low, Medium, or High. (See [A Complete Guide to the Common Vulnerability Scoring System Version 2.0](#) at first.org for more information about the CVSS complexity ranking system.) Figure 28 shows complexity trends for vulnerabilities disclosed since 2H13. Note that Low complexity in Figure 28 indicates greater risk, just as High severity indicates greater risk in Figure 26.

Figure 28. Industrywide vulnerability disclosures by access complexity, 2H13–1H16



- Disclosures of low-complexity vulnerabilities—those that are the easiest to exploit—accounted for the largest category of disclosures, at 52.7 percent of all disclosures for the period. Low-complexity vulnerabilities reversed a

multi-year trend of increases in 1H16, and ended the period with the fewest low-complexity vulnerabilities since 1H14.

- Medium-complexity vulnerabilities accounted for the second largest share, at 42.5 percent of all vulnerabilities. After increasing slightly in 2H15, medium-complexity vulnerabilities decreased again in 1H16 to nearly the same number as a year prior.
- Disclosures of high-complexity vulnerabilities more than doubled from 2H15 to 1H16, but still only accounted for 4.8 percent of all disclosures.

Operating system, browser, and application vulnerabilities

Comparing vulnerabilities that affect a computer's operating system to vulnerabilities that affect other components, such as applications and utilities, requires a determination of whether the affected component is considered part of the operating system. This determination is not always simple and straightforward, given the componentized nature of modern operating systems. Some programs (media players, for example) ship by default with some operating system software but can also be downloaded from the software vendor's website and installed individually. Linux distributions, in particular, are often assembled from components developed by different teams, many of which provide crucial operating functions such as a graphical user interface (GUI) or Internet browsing.

To facilitate analysis of operating system and browser vulnerabilities, the *Microsoft Security Intelligence Report* distinguishes among four different kinds of vulnerabilities:

- Core operating system vulnerabilities are those with at least one operating system platform enumeration (/o) in the NVD that do not also have any application platform enumerations (/a).⁶
- Operating system application vulnerabilities are those with at least one /o platform enumeration and at least one /a platform enumeration listed in the NVD, except as described in the next bullet point.

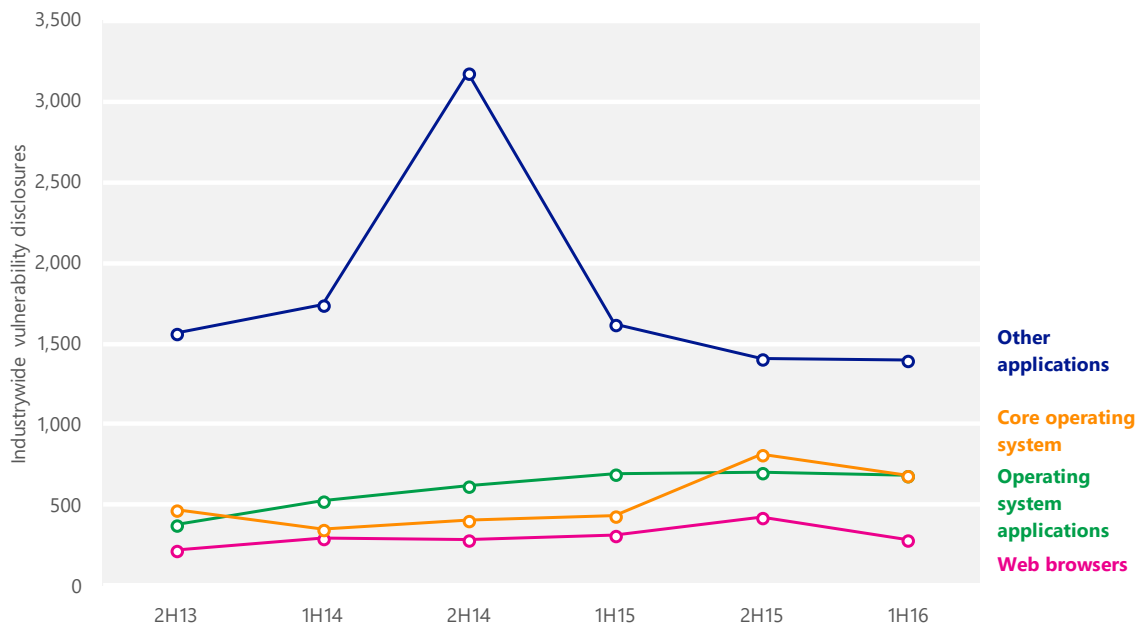
Disclosures of high-complexity vulnerabilities more than doubled, but still only accounted for 4.8 percent of all vulnerabilities.

⁶ See nvd.nist.gov/cpe.cfm for information about the Common Platform Enumeration (CPE) standard for naming information technology systems, software, and packages.

- Browser vulnerabilities are those that affect components defined as part of a web browser, including Internet Explorer and Apple’s Safari (which ship with operating systems) along with third-party browsers such as Mozilla Firefox and Google Chrome.
- Other application vulnerabilities are those with at least one /a platform enumeration in the NVD that do not have any /o platform enumerations, except as described in the previous bullet point.

Figure 29 shows industrywide vulnerabilities for operating systems, browsers, and applications since 2H13.

Figure 29. Industrywide operating system, browser, and application vulnerabilities, 2H13–1H16



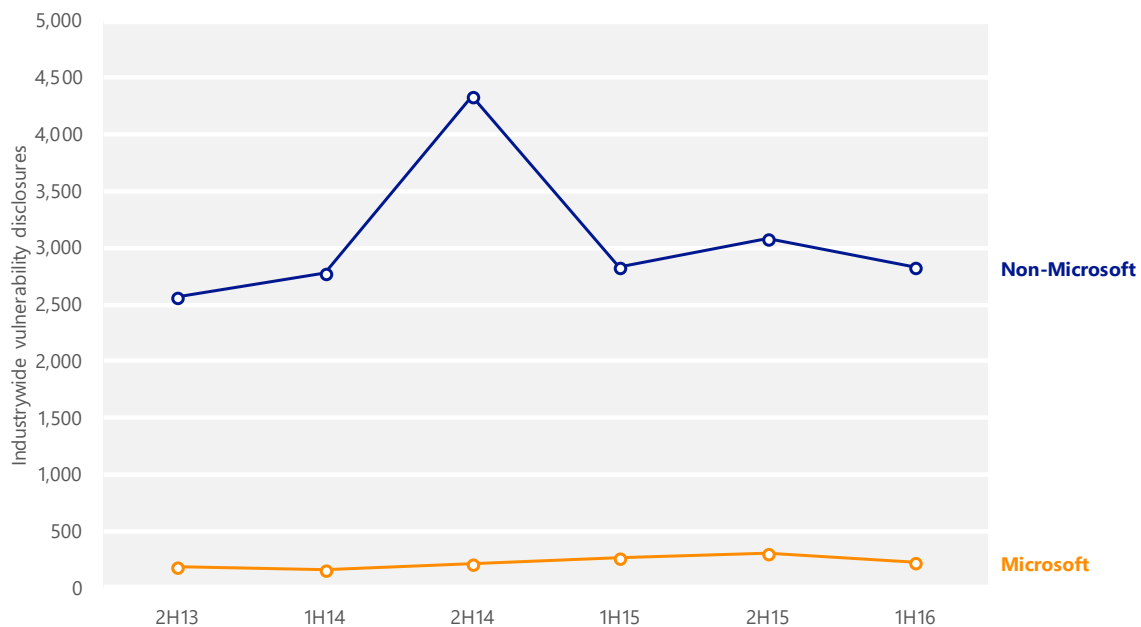
- Disclosures of vulnerabilities in applications other than web browsers and operating system applications decreased slightly in 1H16, but remained the most common type of vulnerability during the period, accounting for 45.8 percent of all disclosures for the period.
- Core operating system vulnerability disclosures were down from 2H15, but remained in second place in 1H16, at 22.5 percent of all disclosures.
- Operating system application vulnerability disclosures accounted for 22.4 percent of all disclosures in 1H16, just behind core operating system vulnerability disclosures.

- Browser vulnerability disclosures decreased by nearly a third from 2H15 to account for 9.3 percent of all disclosures in 1H16.

Microsoft vulnerability disclosures

Figure 30 shows trends for vulnerability disclosures that affect Microsoft products compared to the rest of the industry.

Figure 30. Vulnerability disclosures for Microsoft and non-Microsoft products, 2H13–1H16



- Microsoft vulnerability disclosures decreased from 305 disclosures in 2H15 to 225 in 1H16, a decrease of 26.2 percent.

Guidance: Developing secure software

The Security Development Lifecycle (SDL) (www.microsoft.com/sdl) is a free software development methodology that incorporates security and privacy best practices throughout all phases of the development process, with the goal of protecting software users. Using such a methodology can help reduce the number and severity of vulnerabilities in software and help manage vulnerabilities that might be discovered after deployment.

“Life in the Digital Crosshairs,” at sdlstory.com, is a multimedia presentation that explores the genesis and development of the SDL from its origins in the Windows team’s well-documented all-hands security push in the early 2000s. It includes interviews with several of the pivotal figures in the history of the SDL

and Microsoft's focus on secure software. Security professionals and anyone else with an interest in secure development are likely to find the site invaluable for putting the SDL into historical context and understanding what the future holds.

To learn more about how the SDL is applied in the present day, see "[Secure Software Development Trends in the Oil & Gas Sectors](#)" at the Microsoft Download Center (www.microsoft.com/download) for an example of how the SDL has helped one critical industry.

Exploits

An *exploit* is a piece of code that uses software vulnerabilities to access information on a computer or install malware. Exploits target vulnerabilities in operating systems, web browsers, applications, or other software components that are installed on a computer.

In some scenarios, targeted components are add-ons that may be pre-installed by the computer manufacturer before the computer is sold. A user may not even use the vulnerable add-on or be aware that it is installed. In addition, some software has no facility for updating itself, so even if the software vendor publishes an update that fixes the vulnerability, the user may not know that the update is available or how to obtain it and therefore remains vulnerable to attack.

Software vulnerabilities are enumerated and documented in the Common Vulnerabilities and Exposures (CVE) list (cve.mitre.org), a standardized repository of vulnerability information. Here and throughout this report, exploits are labeled with the CVE identifier that pertains to the affected vulnerability, if applicable. In addition, exploits that affect vulnerabilities in Microsoft software are labeled with the Microsoft Security Bulletin number that pertains to the vulnerability, if applicable.⁷

Some exploits target add-ons that may be preinstalled by the computer manufacturer.

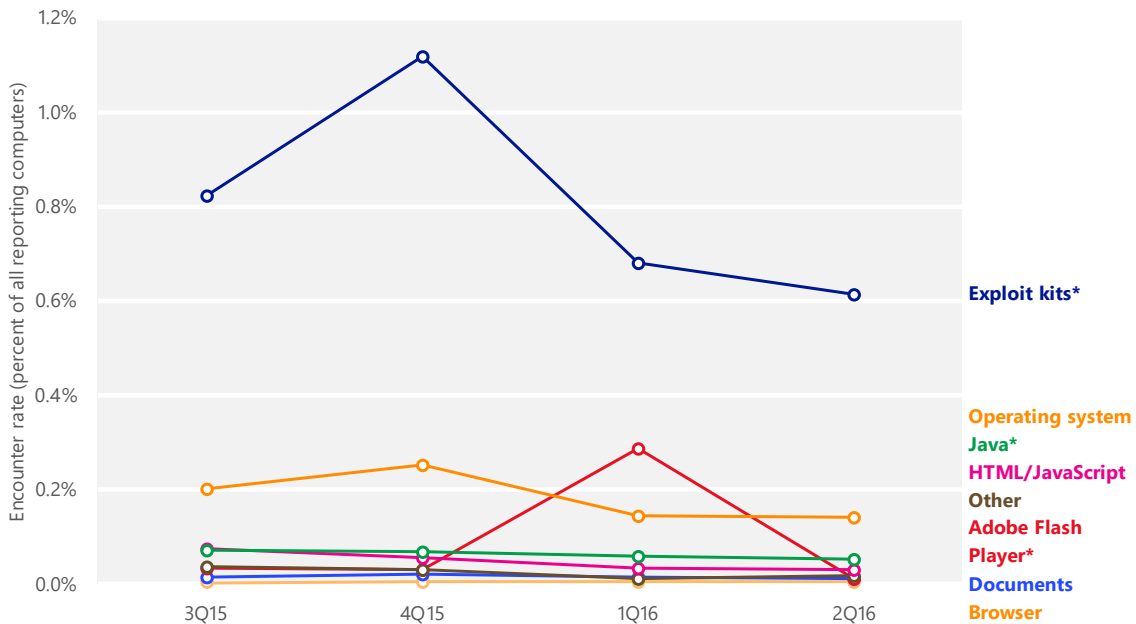
Microsoft real-time security products can detect and block attempts to exploit known vulnerabilities whether the computer is affected by the vulnerabilities or not. For example, the [CVE-2010-2568](#) CplLnk vulnerability has never affected Windows 8, but if a Windows 8 user receives a malicious file that attempts to exploit that vulnerability, Windows Defender is designed to detect and block it anyway. Encounter data provides important information about which products and vulnerabilities are being targeted by attackers, and by what means. However, the statistics presented in this report should not be interpreted as

⁷ See technet.microsoft.com/security/bulletin to search and read Microsoft Security Bulletins.

evidence of successful exploit attempts, or of the relative vulnerability of computers to different exploits.

Figure 31 shows the prevalence of different types of exploits detected by Microsoft antimalware products each quarter from 3Q15 to 2Q16, by encounter rate. *Encounter rate* is the percentage of computers running Microsoft real-time security products that report a malware encounter. For example, the encounter rate for operating system exploit attempts in 2Q16 was 0.14 percent, meaning that 0.14 percent of computers running Microsoft real-time security software in 2Q16 encountered operating system exploit attempts, and 99.86 percent did not. In other words, a computer selected at random would have had about a 0.14 percent chance of encountering an operating system exploit attempt in 2Q16. Only computers whose users have opted in to provide data to Microsoft are considered when calculating encounter rates.⁸ See page 71 for more information about the encounter rate metric.

Figure 31. Encounter rates for different types of exploit attempts, 3Q15–2Q16



Computers that report more than one type of exploit are counted for each type detected. * Figures for exploit kits, Java, and Adobe Flash Player exploits are affected by **IEExtensionValidation** in Internet Explorer, which blocks many threats before they are encountered. See page 65 for more information.

⁸ For information about the products and services that provide data for this report, see "Appendix B: Data sources" on page 137.

- After increasing significantly between 3Q15 and 4Q15, encounters with exploit kits decreased by more than a third from 4Q15 to 1Q16. They remained the most commonly encountered type of exploit in the second half of the year, with an encounter rate more than four times that of the next most common type of exploit. See “Exploit kits” on page 54 for more information about these exploits.
- Exploit attempts involving Adobe Flash Player increased significantly in 1Q16 with the appearance of [SWF/Netis](#), then returned to much lower levels in 2Q16 as Netis encounters decreased.
- The number of encounters with exploits that target operating systems decreased slightly during both quarters in 1H16, but ended the period in second place as Adobe Flash Player exploits receded. See “Operating system exploits” on page 59 for more information.
- Encounters with Java exploits, HTML/JavaScript exploits, and other types of exploits each accounted for less than 0.1 percent of all malware encounters in 1H16. See the remainder of this section for more information about these exploits.

Exploit families

Figure 32 lists the exploit-related malicious software families that were detected most often during the first half of 2016.

Figure 32. Quarterly encounter rate trends for the exploit families most commonly detected and blocked by Microsoft real-time antimalware products in 1H16, shaded according to relative prevalence

Exploit	Type	3Q15	4Q15	1Q16	2Q16
JS/Axpergle	Exploit kit	0.71%	0.92%	0.53%	0.40%
SWF/Netis	Adobe Flash Player	0.00%	0.00%	0.27%	0.00%
CVE-2010-2568 (CplLnk)	Operating system	0.18%	0.24%	0.13%	0.13%
HTML/Meadgive	Exploit kit	0.07%	0.17%	0.08%	0.10%
JS/NeutrinoEK	Exploit kit	0.01%	0.11%	0.04%	0.10%
HTML/IframeRef	Generic	0.04%	0.05%	0.03%	0.02%
ShellCode	Adobe Flash Player	0.01%	0.03%	0.02%	0.02%
SWF/Dlcypt	Adobe Flash Player	—	—	0.01%	0.01%
JS/Anogre	Exploit kit	0.01%	0.01%	0.01%	0.01%
Win32/Pdfjsc	Documents	0.01%	0.01%	0.01%	0.00%

Totals shown in the table for individual vulnerabilities do not include exploits that were detected as part of exploit kits.

- Exploit kits accounted for four of the 10 most commonly encountered exploit detections during 1H16. See “Exploit kits” on page 54 for more information about exploit kits.
- [SWF/Netis](#) uses a critical vulnerability in Adobe Flash Player ([CVE-2015-5119](#)) to download and run files on the infected computer. Adobe released Security Bulletin [APSB15-16](#) in July 2015 to address the issue.

Exploit kits accounted for four of the 10 most commonly encountered exploit detections during 1H16.

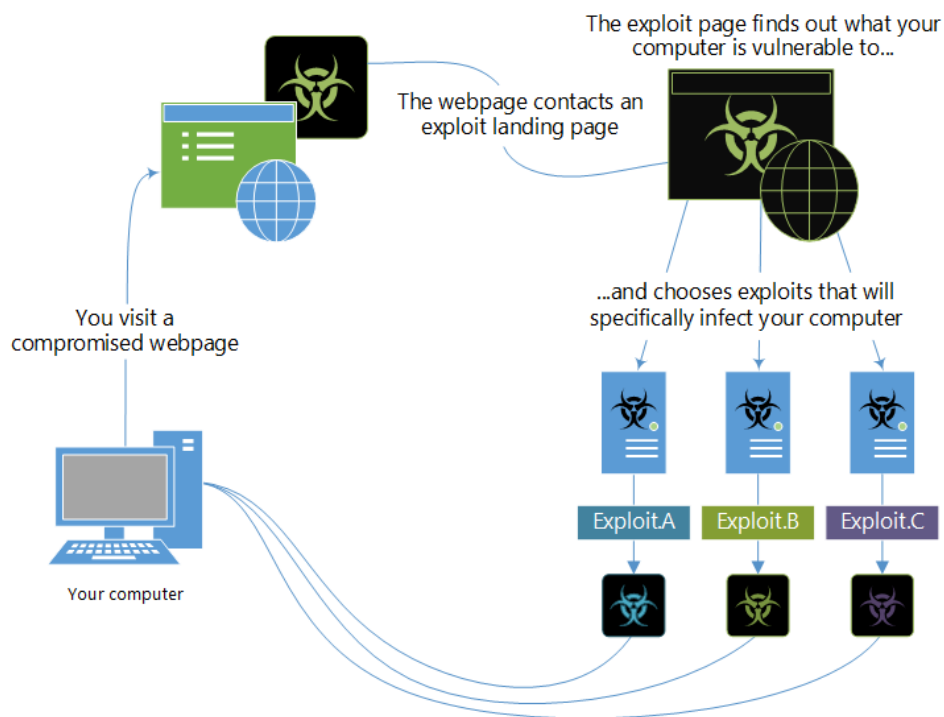
- [CVE-2010-2568](#) is a vulnerability in Windows Shell. Detections are often identified as variants in the [Win32/CplLnk](#) family, although several other malicious software families attempt to exploit the vulnerability as well. An attacker exploits CVE-2010-2568 by creating a malformed shortcut file—typically distributed through social engineering or other methods—that forces a vulnerable computer to load a malicious file when the shortcut icon is displayed in File Explorer. The vulnerability was first discovered being used by the malware family [Win32/Stuxnet](#) in mid-2010, and it has since been exploited by a number of other families, many of which predated the disclosure of the vulnerability and were subsequently adapted to attempt to exploit it. Microsoft published Security Bulletin [MS10-046](#) in August 2010 to address the issue. Windows 8 and subsequently released versions of Windows have never been vulnerable to exploits of CVE-2010-2568.
- [HTML/IframeRef](#) is a generic detection for specially formed HTML inline frame (IFrame) tags that redirect to remote websites that contain malicious content. More properly considered exploit downloaders than true exploits, these malicious pages use a variety of techniques to exploit vulnerabilities in browsers and plug-ins. The only commonality is that the attacker uses an inline frame to deliver the exploits to users. The exact exploit delivered and detected by one of these inline frames might be changed frequently.
- [SWF/Dlcypt](#) is an Adobe Flash Player file that may be used by attackers to decrypt and execute encrypted JavaScript files. It is configured to a run with a frame size of zero by zero pixels, which allows it to run without being noticed.

Exploit kits

Exploit kits are collections of exploits bundled together and sold as commercial software or as a service. Prospective attackers buy or rent exploit kits on malicious hacker forums and through other illegitimate outlets. A typical kit

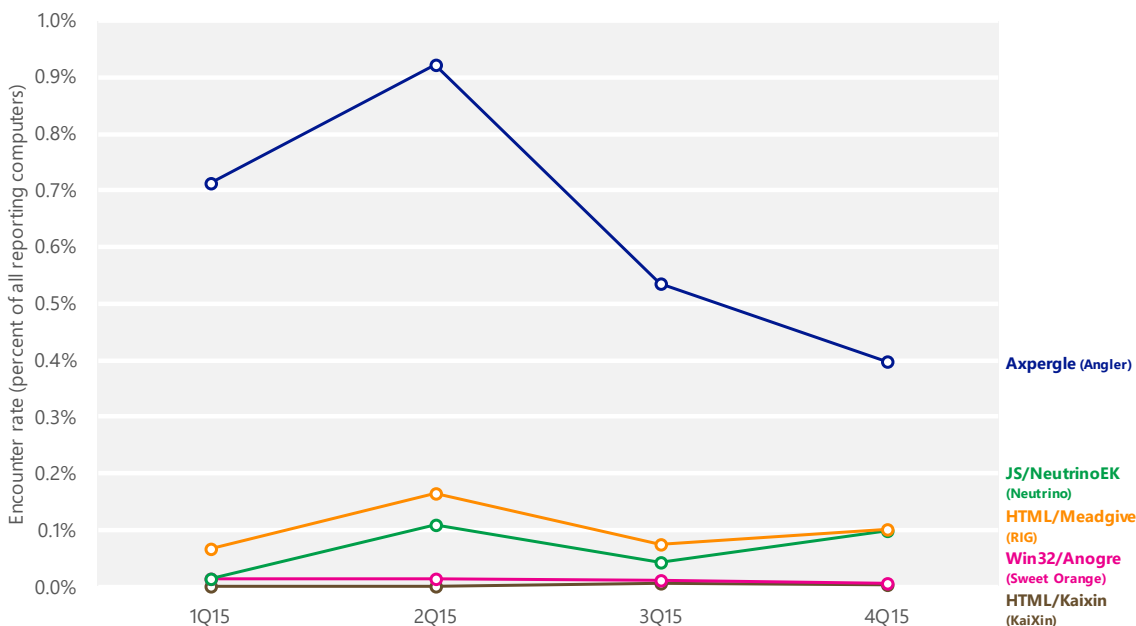
comprises a collection of webpages that contain exploits for several vulnerabilities in popular web browsers and browser add-ons. When the attacker installs the kit on a malicious or compromised web server, visitors who don't have the appropriate security updates installed are at risk of having their computers compromised through drive-by download attacks. (See page 119 for more information about drive-by downloads.)

Figure 33. How a typical exploit kit works



Microsoft security products detect and block the characteristic techniques that a number of common exploit kits use to infect computers, along with several generic HTML and JavaScript exploit techniques. Figure 34 shows the prevalence of several top web-based exploit kits and techniques during each of the four most recent quarters.

Figure 34. Trends for the top exploit kit-related threats detected and blocked by Microsoft real-time antimalware products in 1H16



- [JS/Axpergle](#), a detection for the so-called Angler exploit kit, was the most commonly encountered exploit kit family in 1H16. It is known to target a number of vulnerabilities in Silverlight ([CVE-2013-0074](#)), Internet Explorer ([CVE-2013-2551](#)), Adobe Flash Player ([CVE-2015-0310](#), [CVE-2015-0311](#), and [CVE-2015-0313](#), among others), and Java ([CVE-2013-2460](#)), although exploit kit authors frequently change the exploits included in their kits in an effort to stay ahead of software publishers and security software vendors. Encounters involving Axpergle fell sharply at the end of 2Q16, a development that some news reports have linked to the breakup of a cybercrime ring by Russian federal authorities in June.⁹ If Angler remains dormant, encounters involving its two most active competitors, RIG and Neutrino, may be expected to rise significantly in the second half of the year.
- Encounters involving the RIG exploit kit (detected as [HTML/Meadgive](#)) declined somewhat from 2H15, but remained the second most commonly encountered kit during both quarters in 1H16. It targets vulnerabilities in Adobe Flash Player ([CVE-2015-8651](#) and [CVE-2015-0311](#)), Java ([CVE-2013-2423](#), [CVE-2013-1493](#), and [CVE-2012-1723](#)), and Silverlight ([CVE-2013-3896](#) and [CVE-2013-0074](#)), among other components.

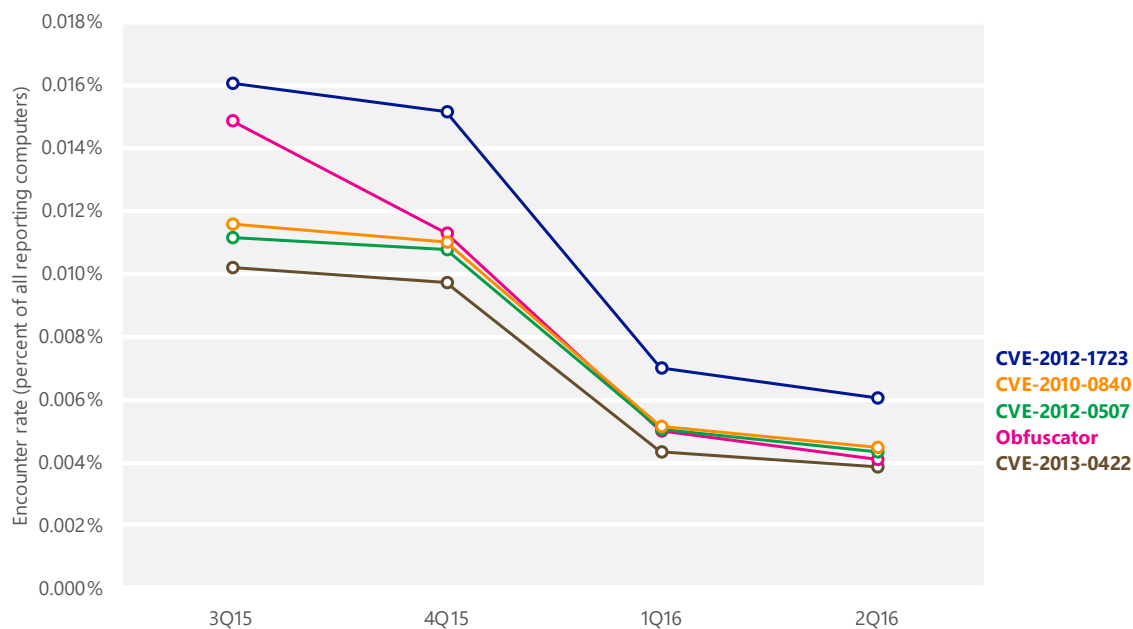
⁹ Kevin Townsend, "Did Angler Exploit Kit Die With Russian Lurk Arrests?", SecurityWeek, June 13, 2016, www.securityweek.com/did-angler-exploit-kit-die-russian-lurk-arrests.

- The Neutrino exploit kit (detected as [JS/NeutrinoEK](#)) added a number of new Adobe Flash Player exploits in 1H16, including [CVE-2016-4117](#), [CVE-2016-1019](#), and [CVE-2015-8651](#).

Java exploits

Figure 35 shows the prevalence of different Java exploits by quarter.

Figure 35. Trends for the top Java exploits detected and blocked by Microsoft real-time antimalware products in 1H16



Encounter figures are affected by **IExtensionValidation** in Internet Explorer, which blocks many threats before they are encountered. See page 65 for more information.

- Overall, encounters with Java exploits continued to decrease significantly in 1H16. This decrease is likely caused by several important changes in the way web browsers evaluate and execute Java applets:
 - The **IExtensionValidation** interface in Internet Explorer 11, released in late 2013, provides a mechanism for security software to validate that a webpage is safe before allowing instantiation of ActiveX controls, such as the control that hosts embedded Java applets. If a webpage is determined to be malicious, the ActiveX controls are blocked from loading, and the actual Java exploit itself is therefore never encountered. (See “Exploit detection with Internet Explorer and IExtensionValidation” on page 65 for more information.) Subsequent Internet Explorer security updates released in 2014 added an isolated heap mechanism and a

Encounters with Java exploits continued to decrease significantly in 1H16.

deferred-free method to mitigate use-after-free bugs, which further hardened Internet Explorer against Java exploitation.

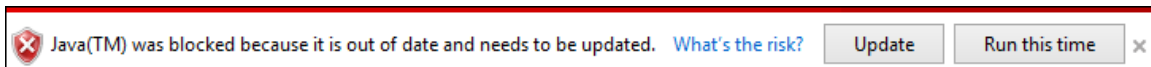
- Beginning with Java 7 update 51, released in January 2014, the Java Runtime Environment (JRE) requires Java applets running in web

browsers to be digitally signed by default.

- In September 2014, Microsoft published updates for versions 8 through 11 of Internet Explorer to begin [blocking out-of-date ActiveX controls](#), including controls that host older versions of the JRE in the browser. As explained in this section, the most commonly encountered Java exploits all target vulnerabilities that were addressed with security updates years ago, but remain present in out-of-date Java installations. When

a webpage attempts to load one of the vulnerable versions of Java in Internet Explorer with the update applied, the control is blocked by default and the user is urged to update Java to a more secure version.

Figure 36. Internet Explorer blocks out-of-date ActiveX controls from running



- In January 2016, Oracle announced that it would be deprecating the Java browser plugin in JDK 9, scheduled for release in 2017.
- Microsoft Edge, the newest Microsoft web browser and the default browser in Windows 10, does not support Java or other ActiveX plugins, which eliminates the possibility of Java exploits being delivered within the browser. See "[A break from the past, part 2: Saying goodbye to ActiveX, VBScript, attachEvent...](#)" (May 6, 2015) at the Microsoft Edge Dev Blog at blogs.windows.com/msedgedev for more information.
- [CVE-2012-1723](#), the most commonly encountered individual Java exploit in 1H16, is a type-confusion vulnerability in the Java Runtime Environment (JRE) that is exploited by tricking the JRE into treating one type of variable like another type. Oracle confirmed the existence of the vulnerability in June 2012, and addressed it the same month with its [June 2012 Critical Patch Update](#). The vulnerability was observed being exploited in the wild beginning in early July 2012, and has been used in a number of exploit kits.

For more information about this exploit, see the entry “[The rise of a new Java vulnerability - CVE-2012-1723](#)” (August 1, 2012) in the Microsoft Malware Protection Center (MMPC) blog at blogs.technet.com/mmpc.

- [CVE-2010-0840](#) is a JRE vulnerability that was first disclosed in March 2010 and addressed by Oracle with a [security update](#) the same month. The vulnerability was previously exploited by some versions of the Blackhole exploit kit (detected as [JS/Blacole](#)), which has been inactive in recent years.
- [CVE-2012-0507](#) allows an unsigned Java applet to gain elevated permissions and potentially have unrestricted access to a host system outside its sandbox environment. The vulnerability is a logic error that allows attackers to run code with the privileges of the current user, which means that an attacker can use it to perform reliable exploitation on other platforms that support the JRE, including Apple Mac OS X, Linux, VMWare, and others. Oracle released a [security update](#) in February 2012 to address the issue.
- [Obfuscator](#) is a generic detection for programs that have been modified by malware obfuscation, often in an attempt to avoid detection by security software. Files identified as Java/Obfuscator can represent exploits that target many different Java vulnerabilities.
- [CVE-2013-0422](#) first appeared in January 2013 as a zero-day vulnerability. CVE-2013-0422 is a package access check vulnerability that allows an untrusted Java applet to access code in a trusted class, which then loads the attacker’s own class with elevated privileges. Oracle published a [security update](#) to address the vulnerability on January 13, 2013.

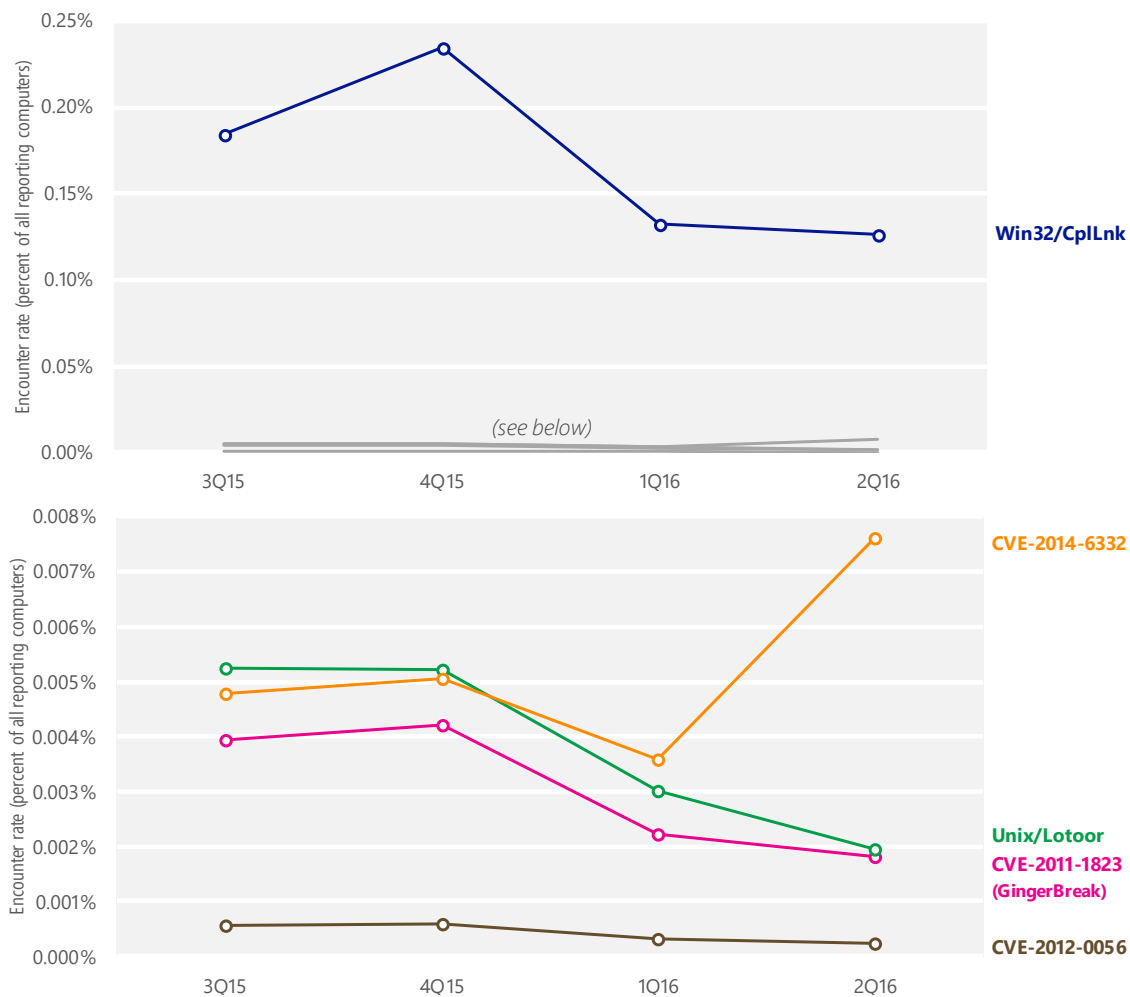
For more information about CVE-2013-0422, see the entry “[A technical analysis of a new Java vulnerability \(CVE-2013-0422\)](#)” (January 20, 2013) in the MMPC blog at blogs.technet.com/mmpc.

Microsoft Edge, the default browser in Windows 10, does not support Java or other ActiveX plugins.

Operating system exploits

Although most operating system exploits detected by Microsoft security products are designed to affect the platforms on which the security products run, malicious or infected files that affect other operating systems are sometimes downloaded. Figure 37 shows trends for the individual exploits most commonly detected and blocked or removed during each of the past four quarters.

Figure 37. Trends for the top operating system exploits detected and blocked by Microsoft real-time antimalware products, 3Q15–2Q16



- [Win32/CplLnk](#), an exploit that targets a vulnerability in Windows Shell, remained the most commonly encountered operating system exploit in 1H16. An attacker exploits the vulnerability ([CVE-2010-2568](#)) by creating a malformed shortcut file that forces a vulnerable computer to load a malicious file when the shortcut icon is displayed in File Explorer. Microsoft released Security Bulletin [MS10-046](#) in August 2010 to address this issue.
- Two of the five most commonly encountered operating system exploits on Windows computers in 1H16 actually target the Android mobile operating system published by Google and the Open Handset Alliance. Microsoft security products detect these threats when Android devices or storage cards are connected to computers running Windows, or when Android users knowingly or unknowingly download infected or malicious programs

to their computers before transferring the software to their devices. Most detections that affect Android involve exploits that enable an attacker or other user to obtain root privileges on vulnerable Android devices. Device owners sometimes use such exploits intentionally to gain access to additional functionality (a practice often called rooting or jailbreaking), but these exploits can also be used by attackers to infect devices with malware that bypasses many typical security systems.

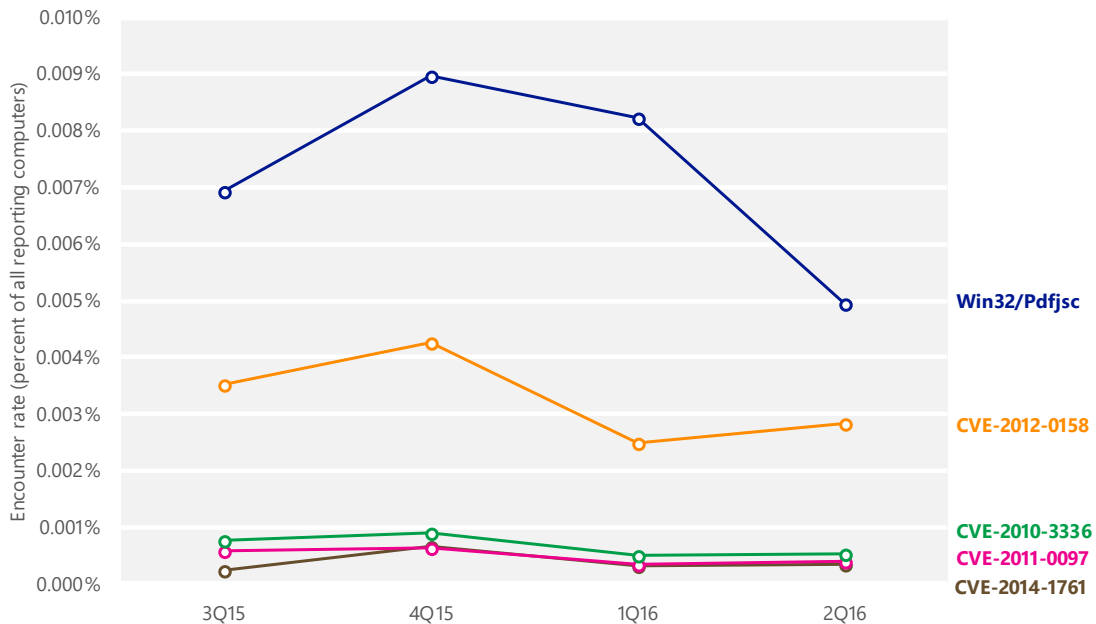
- [Unix/Lotoor](#) is an exploit family that exploits vulnerabilities in the Android operating system to gain root privileges on a mobile device. Google published a source code update in March 2011 to address the vulnerability.
- [CVE-2011-1823](#) is sometimes called the GingerBreak vulnerability because of its use by a popular rooting application of that name. It is also used by [AndroidOS/GingerMaster](#), a malicious program that can allow a remote attacker to gain access to the mobile device. GingerMaster might be bundled with clean applications, and includes an exploit for the CVE-2011-1823 vulnerability disguised as an image file. Google published a source code update in May 2011 to address the vulnerability.
- [CVE-2014-6332](#) is a vulnerability in Windows Object Linking and Embedding (OLE) that can be used to launch remote attacks on a computer through Internet Explorer in some circumstances. Microsoft released Security Bulletin [MS14-064](#) in November 2014 to address this issue. See “The life and times of an exploit” on pages 3–10 of [Microsoft Security Intelligence Report, Volume 18 \(July–December 2014\)](#), available from the Microsoft Download Center, for more information about this vulnerability and what Microsoft has done to mitigate it.

Microsoft released Security Bulletin MS14-064 in November 2014 to address CVE-2014-6332.

Document exploits

Document exploits are exploits that target vulnerabilities in the way a document editing or viewing application processes a particular file format. Figure 38 shows encounter rates for individual exploits.

Figure 38. Trends for the top document exploits detected and blocked by Microsoft real-time antimalware products, 3Q15–2Q16

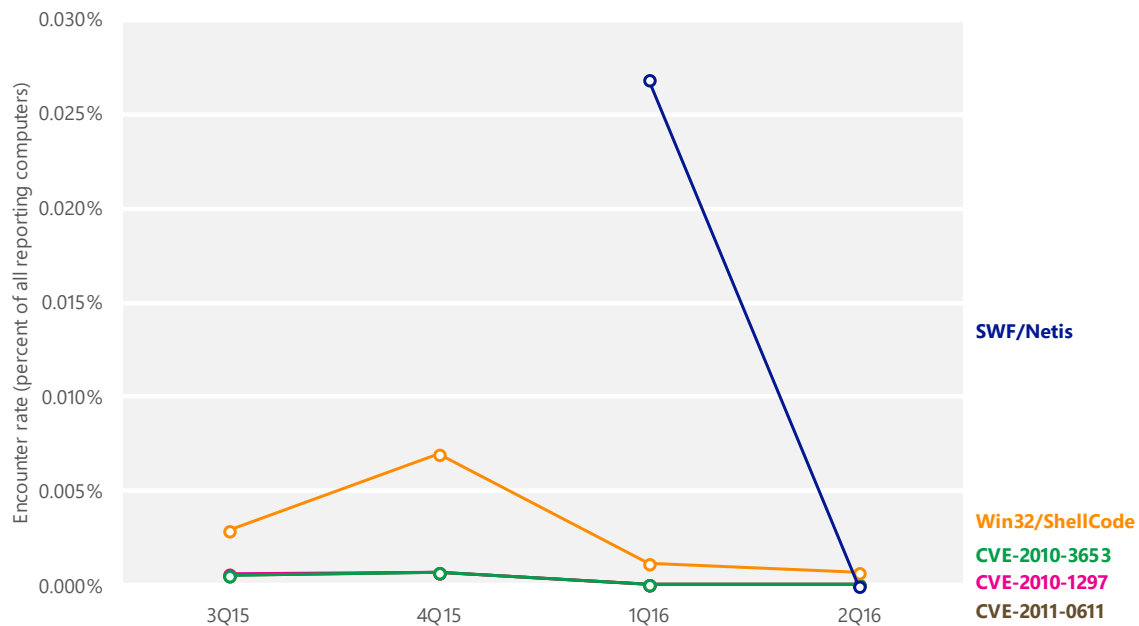


- Most detections of exploits that affect Adobe Reader and Adobe Acrobat were associated with the exploit family [Win32/Pdfjsc](#), a detection for PDF files containing a malicious JavaScript that targets [CVE-2010-0188](#) and other vulnerabilities. Adobe released Security Bulletin [APSB10-07](#) in February 2010 to address CVE-2010-0188. Pdfjsc and related exploits were particularly prevalent in eastern Europe. Pdfjsc mostly targets older Java vulnerabilities, so attackers may find it less useful as more computers are updated to newer versions of Java, which could explain the decrease in encounters over the past several quarters.
- [CVE-2012-0158](#) is a remote code execution in Windows Common Controls that affects certain older versions of Microsoft Office. Microsoft released Security Bulletin [MS12-027](#) in April 2012 to address the issue.
- [CVE-2010-3336](#) is a memory corruption vulnerability in several older versions of Microsoft Office and Microsoft Word that allows a remote attacker to execute arbitrary code via a malicious document. Microsoft released Security Bulletin [MS10-087](#) in November 2010 to address the issue.

Adobe Flash Player exploits

Figure 39 shows the prevalence of different Adobe Flash Player exploits by quarter.

Figure 39. Adobe Flash Player exploits detected and blocked by Microsoft real-time antimalware products, 3Q15–2Q16



Encounter figures are affected by **IEExtensionValidation** in Internet Explorer, which blocks many threats before they are encountered. See page 65 for more information.

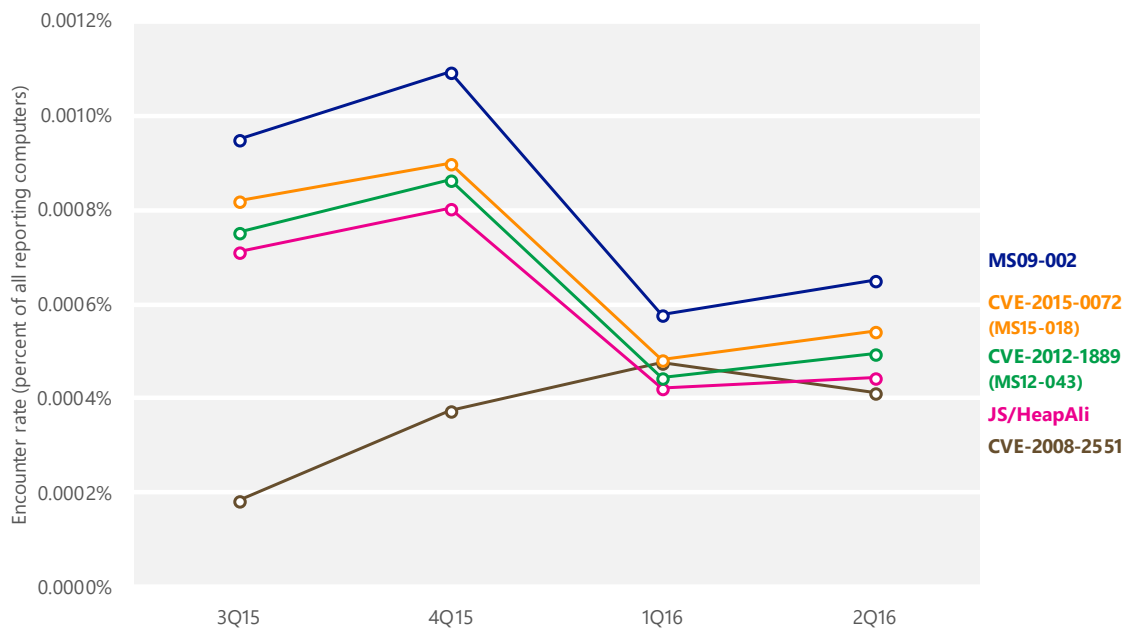
- [SWF/Netis](#) uses a critical vulnerability in Adobe Flash Player ([CVE-2015-5119](#)) to download and run files on the infected computer. Adobe released Security Bulletin [APSB15-16](#) in July 2015 to address the issue. Netis appeared in 1Q16 at a worldwide encounter rate of 0.27 percent, making it the second most commonly encountered exploit during the quarter, before encounters dropped to much lower levels in 2Q16.
- [Win32/ShellCode](#) is a detection for a Flash Player file that attempts to exploit several vulnerabilities in versions of Adobe Acrobat and Adobe Reader. In the wild, the malicious .swf file has been observed to be embedded in a PDF attachment in spam email messages, alongside other malware components.
- Although Adobe Flash Player continues to be a primary target for exploit kits and targeted attackers, evidence suggests that attackers had a harder time exploiting it in 1H16 than in previous periods: fewer zero-day Flash Player exploits were discovered in 1H16 than during comparable periods in 2015, and fewer post-update exploits were incorporated into exploit kits. Part of this change is likely due to aggressive efforts on the part of Adobe to add new exploit mitigations to Flash Player in recent years, including adopting the Control Flow Guard technology in Windows 10, which makes memory

corruption vulnerabilities harder to successfully exploit.¹⁰ Exploit writers tend to take a “low hanging fruit” approach of concentrating their efforts on the vectors that they believe are easiest to exploit. If attackers continue to find Flash Player harder to exploit, they may begin to shift their attention to other potential vectors, in much the same way that they largely stopped attempting to exploit the Java Runtime Environment in favor of Flash Player a few years ago.

Browser exploits

Figure 40 shows the prevalence of different browser exploits by quarter.

Figure 40. Browser exploits detected and blocked by Microsoft real-time antimalware products, 3Q15–2Q16



Encounter figures are affected by `!ExtensionValidation` in Internet Explorer, which blocks many threats before they are encountered. See below for more information.

- Exploits that targeted vulnerabilities addressed by Security Bulletin [MS09-002](#), published by Microsoft in February 2009, accounted for the largest share of browser-related exploits encountered in 1H16.
- [CVE-2015-0072](#) is a cross-site scripting (XSS) vulnerability in Internet Explorer versions 9 through 11 that can allow remote attackers to bypass the same-origin policy, which is intended to prevent malicious scripts on

¹⁰ See “[Community Collaboration Enhances Flash](#)” (December 21, 2015) and “[Reflections on Pwn2Own](#)” (April 18, 2016) on the Security @ Adobe blog at blogs.adobe.com/security for more information about collaborative efforts to improve the security of Adobe Flash Player.

compromised pages from accessing resources located elsewhere. Microsoft released Security Bulletin [MS15-018](#) in March 2015 to address the issue.

- [CVE-2012-1889](#), a memory corruption vulnerability that affects older versions of Microsoft XML Core Services, was addressed by Microsoft with Security Bulletin [MS12-043](#), released in July 2012.
- None of the most commonly encountered browser exploits in 1H16 affected Microsoft Edge.

Exploit detection with Internet Explorer and IExtensionValidation

IExtensionValidation is an interface introduced in Internet Explorer 11 that real-time security software can implement to block ActiveX controls from loading on malicious pages. (Microsoft Edge, the newest Microsoft web browser and the default browser in Windows 10, does not support ActiveX plug-ins at all, and therefore does not use **IExtensionValidation**.) When Internet Explorer loads a webpage that includes ActiveX controls, if the security software has implemented **IExtensionValidation**, the browser calls the security software to scan the HTML and script content on the page before loading the controls themselves. If the security software determines that the page is malicious (for example, if it identifies the page as an exploit kit landing page), it can direct Internet Explorer to prevent individual controls or the entire page from loading.

Figure 41. Internet Explorer 11 can block pages that contain ActiveX controls if security software determines that the page is malicious

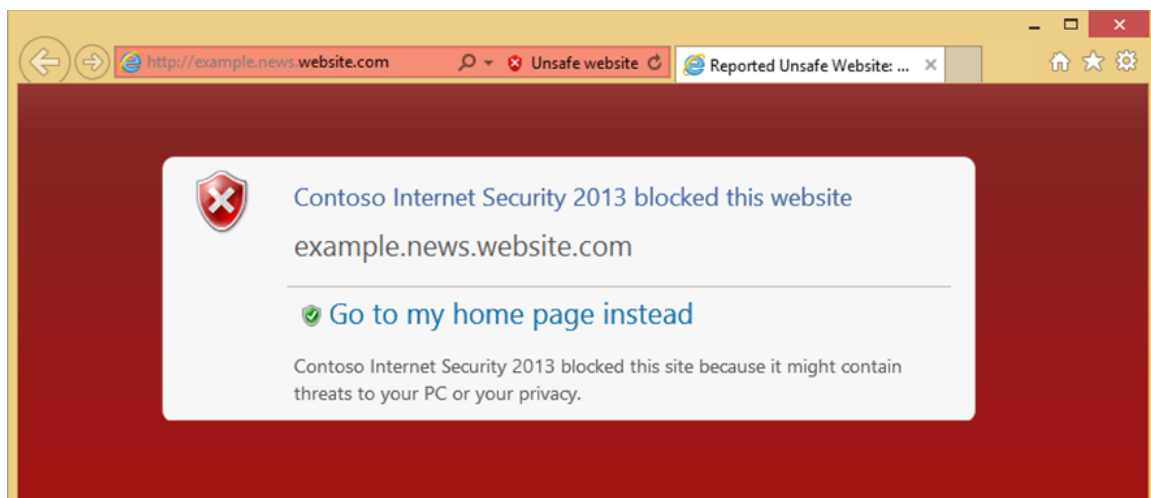
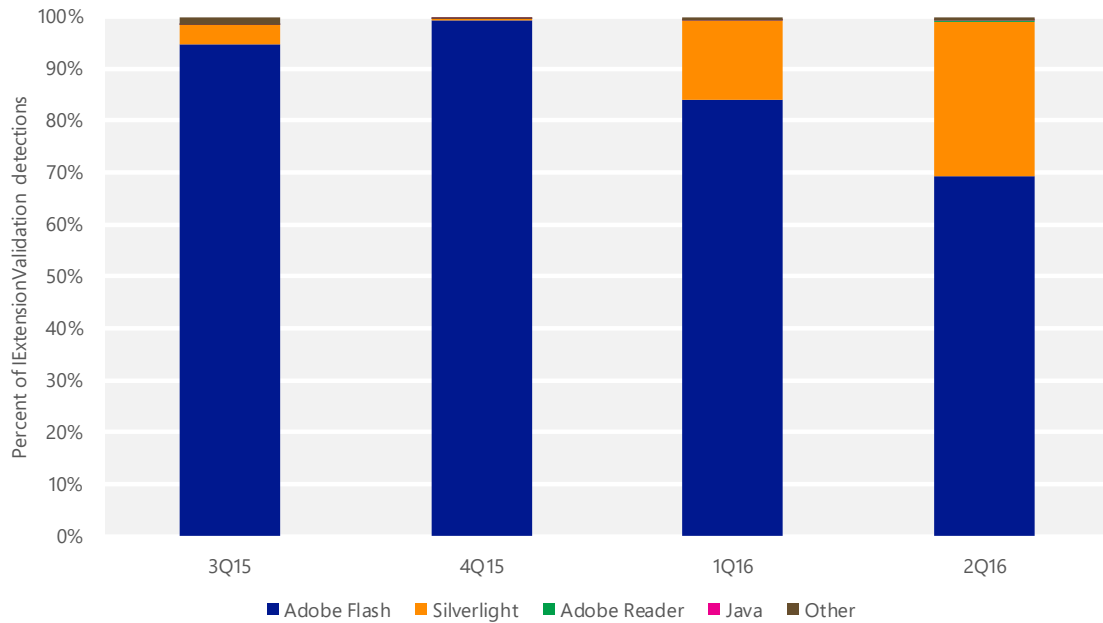


Figure 42 shows the types of ActiveX controls identified on malicious webpages in Internet Explorer 11 for each quarter from 3Q15 to 2Q16.

Figure 42. ActiveX controls detected on malicious webpages through IExtensionValidation, 3Q15–2Q16, by control type



- Adobe Flash Player objects were the most commonly detected type of object hosted on malicious pages in each of the past four quarters, reaching a high of 99.2 percent in 4Q15 before declining to 69.3 percent in 2Q16.
- Pages hosting malicious Silverlight objects increased in 1H16 as several exploit kits added exploits for two recently disclosed Silverlight vulnerabilities, [CVE-2015-1671](#) and [CVE-2016-0034](#). Microsoft published Security Bulletins [MS15-044](#) in May 2015 and [MS16-006](#) in January 2016, respectively, to address the vulnerabilities.

Exploits used in targeted attacks

A *targeted attack* is an attack against the computers or networks of a specific group of companies or individuals. This type of attack usually attempts to gain access to the computer or network before trying to steal information or disrupt the infected computers. Figure 43 lists some of the exploits Microsoft has observed being used in targeted attacks in 1H16.

Figure 43. Some of the zero-day exploits used in targeted attacks in 1H16

CVE	Exploit Type	Type	Affecting	Security Update	Used by EK?
CVE-2016-0034	Silverlight "GetChars()" memory corruption	RCE	Microsoft Silverlight	MS16-006 (Jan. 2016)	YES
CVE-2016-1010	Flash "copyPixels" integer overflow	RCE	Adobe Flash	APSB16-08 (Mar. 2016)	NO
CVE-2016-1019	Flash "ASNative" type confusion	RCE	Adobe Flash	APSB16-10 (Apr. 2016)	YES
CVE-2016-0167	Win32k!xxxMNDestroyHandler Use-After-Free	EoP	Microsoft Windows	MS16-039 (Apr. 2016)	n/a
CVE-2016-0165	Win32k!NtGdiPathToRegion	EoP	Microsoft Windows	MS16-039 (Apr. 2016)	n/a
CVE-2016-4117	Flash "DeleteRangeTimelineOperation" type confusion	RCE	Adobe Flash	APSB16-15 (May 2016)	YES
CVE-2016-0189	VBSCRIPT engine memory corruption	RCE	Microsoft Internet Explorer	MS16-051 (May 2016)	YES
CVE-2016-4171	Flash malformed ExecPolicy tag	RCE	Adobe Flash	APSB16-18 (Jun. 2016)	NO

Adobe Flash Player

Although the majority of remote code execution (RCE) zero-day vulnerabilities used in 1H16 targeted attacks affected Adobe Flash, there were fewer Flash Player exploits compared to previous periods, and exploit kit authors have not been integrating Flash exploits as quickly as in 2015.

- [CVE-2016-1010](#) - Flash Player "copyPixels" integer overflow: This vulnerability was exploited in limited attacks targeting multiple browsers from different vendors and distributed in a particular region of the world, most likely used in a campaign since December, 2015. The attacker was able to inject on-the-fly the Flash Player exploit on certain websites through some form of MITM and JavaScript redirection. Adobe released Security Bulletin [APSB16-08](#) out-of-band to neutralize the attack as soon as possible, and the exploit was not subsequently observed being used by exploit kits.

CVE-2016-1010 was exploited in limited attacks targeting multiple browsers from different vendors.

- **CVE-2016-1019** – Flash Player “ASNative” type confusion: This zero-day exploit, first reported by researchers at FireEye¹¹ and Proofpoint,¹² is unusual in that it was first observed being used by an exploit kit in April 2016, rather than by a targeted attack group. A few exploit kits have used this vulnerability to target Internet Explorer, while Microsoft Edge was not targeted because of its additional capabilities for mitigating common exploitation techniques used by this exploit.
- **CVE-2016-4117** – Flash Player “DeleteRangeTimelineOperation” type confusion: This Flash Player vulnerability was exploited through a malicious RTF document sent as an email attachment that embedded a Flash payload with the exploit as reported by FireEye.¹³ The attack was limited and targeted a few selected individuals and telco companies in the Middle East. (See “PROMETHIUM and NEODYMIUM: Parallel zero-day attacks targeting individuals in Europe” on page 21 for more information about this attack.) This exploit was later integrated into exploit kits and used also by other activity groups (for example, STRONTIUM) in different campaigns after the disclosure and release of the patch.
- **CVE-2016-4171** – Flash Player malformed ExecPolicy tag: This zero-day exploit was found by Kaspersky researchers¹⁴ and used in limited targeted attacks by an activity group that Kaspersky has dubbed “ScarCruft”.¹⁵ Microsoft telemetry suggests evidence of this vulnerability being exploited through targeted spear-phishing emails sent to selected targets, including victims in Korea and China. This exploit was not observed being used by exploit kits after Adobe released the corresponding security update.

¹¹ Genwei Jiang, “CVE-2016-1019: A New Flash Exploit Included in Magnitude Exploit Kit,” FireEye Threat Research Blog, April 7, 2016, https://www.fireeye.com/blog/threat-research/2016/04/cve-2016-1019_a_new.html.

¹² Kafeine, “Killing a Zero-Day in the Egg: Adobe CVE-2016-1019,” Proofpoint, April 7, 2016, <https://www.proofpoint.com/us/threat-insight/post/killing-zero-day-in-the-egg>.

¹³ Genwei Jiang, “CVE-2016-4117: Flash Zero-Day Exploited in the Wild,” FireEye Threat Research Blog, May 13, 2016, <https://www.fireeye.com/blog/threat-research/2016/05/cve-2016-4117-flash-zero-day.html>.

¹⁴ Costin Raiu, “CVE-2016-4171 – Adobe Flash Zero-day used in targeted attacks,” Securelist, June 14, 2016, <https://securelist.com/blog/research/75082/cve-2016-4171-adobe-flash-zero-day-used-in-targeted-attacks/>.

¹⁵ Costin Raiu and Anton Ivanov, “Operation Daybreak: Flash zero-day exploit deployed by the ScarCruft APT Group,” Securelist, June 17, 2016, <https://securelist.com/blog/research/75100/operation-daybreak/>.

Microsoft products

The two exploits affecting Microsoft Windows are both elevation of privilege (EoP) exploits used as second-stage payloads immediately after an initial remote code execution (RCE) exploit to gain higher privileges or escape a sandbox. Windows, Silverlight, and Internet Explorer were the only Microsoft products affected by zero-day RCE vulnerabilities. Microsoft Edge was not affected by any known zero-day exploits used in targeted attacks in 1H16.

- [CVE-2016-0034](#) - Silverlight "GetChars()" memory corruption: This exploit targeted a Remote Code Execution vulnerability affecting the Microsoft Silverlight browser plugin. Discovered by Kaspersky researchers in January 2016,¹⁶ the exploit was probably created in approximately July 2015 and used in a campaign that targeted computers in southeast Asia. Evidence found by security researchers suggests a link between this exploit and the 2015 breach of the Hacking Team security company, which resulted in details of multiple exploits being disclosed to the public. After Microsoft released Security Bulletin [MS16-006](#) in January 2016 to address the issue, it was integrated into a number of exploit kits.
- [CVE-2016-0167](#) – Microsoft Windows Win32k!xxxMNDestroyHandler Use-After-Free: This privilege escalation exploit (EoP) was discovered by FireEye researchers in a campaign that specifically targeted computers running Windows 7 in a number of retail sectors, and used by attackers to elevate privileges, dump credentials, and move laterally across the network, stealing point-of-sale (PoS) and payment card data.¹⁷ Attackers used social engineering to induce users to execute Microsoft Word binary documents that contained malicious macros. Microsoft released Security Bulletin [MS16-039](#) in April 2016 to address the issue.

[CVE-2016-0034](#) was used in a campaign that targeted computers in southeast Asia.

¹⁶ Costin Raiu and Anton Ivanov, "The mysterious case of CVE-2016-0034: the hunt for a Microsoft Silverlight 0-day," Securelist, January 13, 2016, <https://securelist.com/blog/research/73255/the-mysterious-case-of-cve-2016-0034-the-hunt-for-a-microsoft-silverlight-0-day/>.

¹⁷ Dhanesh Kizhakkinnan, Yu Wang, Dan Caselden, and Erica Eng, "Threat Actor Leverages Windows Zero-day Exploit in Payment Card Data Attacks," FireEye Threat Research Blog, May 11, 2016, <https://www.fireeye.com/blog/threat-research/2016/05/windows-zero-day-payment-cards.html>.

- [CVE-2016-0189](#) - VBScript engine memory corruption: This exploit was initially used in a limited targeted attack in Asia, particularly South Korea.¹⁸ The exploit was hosted on a compromised legitimate website and crafted specifically to target Internet Explorer users running Windows 7; the exploit is ineffective against the latest versions of Windows because of mitigations such as Control Flow Guard (CFG), introduced in Windows 8.1. After Microsoft released Security Bulletin [MS16-051](#) in May 2016 to address the issue, other researchers published a proof-of-concept fully working exploit for this vulnerability, and the exploit code was soon integrated into multiple exploit kits.

See the entry "[Targeted Attacks Video Series](#)" (June 13, 2013) on the Microsoft Cyber Trust blog at blogs.microsoft.com/cybertrust for an informative series of videos and papers about targeted attacks, the techniques used by attackers, and some of the steps that organizations can take to secure their networks against targeted attacks.

¹⁸ Symantec Security Response, "Internet Explorer zero-day exploit used in targeted attacks in South Korea," Symantec Official Blog, May 10, 2016, <https://www.symantec.com/connect/blogs/internet-explorer-zero-day-exploit-used-targeted-attacks-south-korea>.

Malicious and unwanted software

Most attempts by malware to infect computers are unsuccessful. More than three-quarters of Internet-connected personal computers worldwide are protected by real-time security software that constantly monitors the computers and network traffic for threats and blocks them before they can infect the computers, if possible. Therefore, a comprehensive understanding of the malware landscape requires consideration of infection attempts that are blocked as well as infections that are removed.

Microsoft uses two different metrics to measure malicious and unwanted software prevalence:¹⁹

- *Encounter rate* is simply the percentage of computers running Microsoft real-time security products that report a malware encounter.²⁰ For example, the encounter rate for the malware family *JS/Axpergle* in Canada in 2Q16 was 2.7 percent. This data means that, of the computers in Canada that were running Microsoft real-time security software in 2Q16, 2.7 percent reported encountering the Axpergle family, and 97.3 percent did not. Encountering a threat does not mean the computer has been infected. Only computers whose users have opted in to provide data to Microsoft are considered when calculating encounter rates.²¹

¹⁹ Microsoft regularly reviews and refines its data collection methodology to improve its scope and accuracy. For this reason, the statistics presented in this volume of the *Microsoft Security Intelligence Report* may differ slightly from comparable statistics in previous volumes.

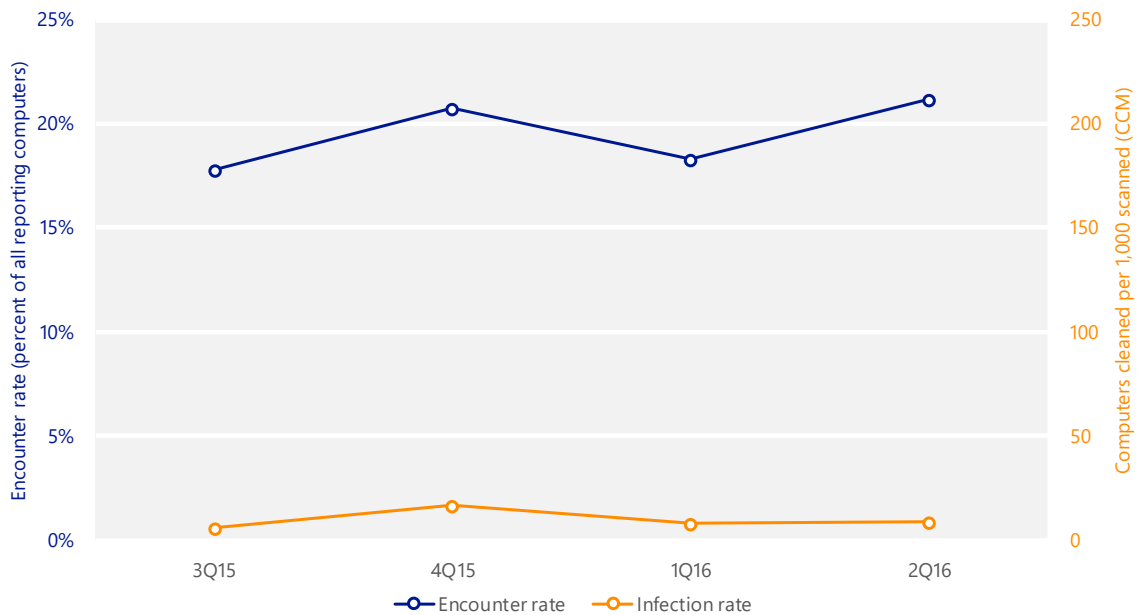
²⁰ Encounter rate does not include threats that are blocked by a web browser before being detected by antimalware software. In particular, **IEExtensionValidation** in Internet Explorer 11 enables security software to block pages that contain exploits from loading. (See “Exploit detection with Internet Explorer and IEExtensionValidation” on page 65 for information about **IEExtensionValidation** and the threats it blocks.) For this reason, encounter rate figures may not fully reflect all of the threats encountered by computer users.

²¹ For information about the products and services that provide data for this report, see “Appendix B: Data sources” on page 137.

- *Computers cleaned per mille, or CCM*, is an infection rate metric that is defined as the number of computers cleaned for every 1,000 unique computers that run the Malicious Software Removal Tool (MSRT), a free tool distributed through Microsoft update services that removes more than 200 highly prevalent or serious threats from computers. Because it is not a real-time tool, the MSRT only detects and removes threats that are already present on the computer; it does not block infection attempts as they happen.

Figure 44 illustrates the difference between these two metrics.

Figure 44. Worldwide encounter and infection rates, 3Q15–2Q16, by quarter



As Figure 44 shows, and as one would expect, encounters are much more common than infections. On average, about 20.6 percent of reporting computers worldwide encountered threats over the past four quarters. At the same time, the MSRT removed threats from about 10.1 out of every 1,000 computers, or 1.01 percent. Together, encounter and infection rate information can help provide a broader picture of the threat landscape by offering different perspectives on how threats propagate and how computers get infected.

Learning about new threats with cloud-based protection in Windows Defender

Several of the threats discussed in this volume of the *Security Intelligence Report*, such as [Win32/Spursint](#) and [Win32/Rundas](#), are identified as *cloud-based detections*. These are not true malware families as the term is usually used. Instead, they are detections for malicious files that have been automatically identified through the cloud-based protection feature of Windows Defender in Windows 10.

When cloud-based protection is enabled, Windows Defender queries the cloud protection backend when encountering a suspicious but undetected file. The backend service uses heuristics, machine learning, and automated file analysis to determine whether the file is malicious. If the cloud protection service determines that the file is malicious, Windows Defender blocks it, and the service uses the information to provide enhanced protection to other users. In many cases, this process can reduce the response time when a new threat emerges from hours to seconds. Some of these automatically identified threats have proven to be highly prevalent—Spursint, for example, was the second most commonly encountered malicious software detection in 2Q16, and the fourth most commonly encountered malicious software detection in 1H16 overall. The prevalence of these threats serves as a vivid example of the potential for increased protection offered by cloud-based antimalware technologies.

Cloud-based protection is enabled by default in the Anniversary Update edition of Windows 10. For more information about the feature and guidance for administering it in network environments, see the article “[Block at First Sight](#)” at technet.microsoft.com.

Malicious and unwanted software worldwide

The telemetry data generated by Microsoft security products from computers whose administrators or users choose to opt in to provide data to Microsoft includes information about the location of the computer, as determined by IP geolocation. This data makes it possible to compare infection and encounter rates, patterns, and trends in different locations around the world.²²

²² For more information about this process, see the entry “[Determining the Geolocation of Systems Infected with Malware](#)” (November 15, 2011) in the Microsoft Cyber Trust Blog (blogs.microsoft.com/cybertrust).

Figure 45. Encounter rate trends for the locations with the most computers reporting malicious and unwanted software encounters in 1H16, by number of computers reporting

Country/Region	3Q15	4Q15	1Q16	2Q16
United States	10.8%	12.5%	11.9%	12.0%
China	14.9%	18.9%	19.1%	21.1%
Brazil	29.2%	34.4%	29.9%	29.4%
Russia	22.8%	28.7%	27.2%	24.9%
India	36.5%	44.2%	35.4%	32.6%
Turkey	32.6%	40.3%	34.8%	31.4%
France	18.8%	19.4%	17.0%	15.3%
Mexico	23.9%	28.5%	24.4%	23.8%
United Kingdom	11.9%	13.9%	13.7%	11.5%
Germany	12.2%	13.8%	13.0%	13.0%
Worldwide	17.8%	20.8%	18.3%	21.2%

- Locations in Figure 45 are ordered by the number of computers reporting detections in 1H16.
- The encounter rate in the United States was about 40 percent lower (or approximately 8–9 percentage points lower) than the worldwide encounter rate in 1H16. The exploit kit [JS/Axpergle](#) and the rogue security software program [JS/FakeCall](#) were the most common malware families encountered in the US during the period. FakeCall is a detection for webpages that show a message falsely claiming the computer is infected with malware and offering to help clean it for a fee. FakeCall was significantly more common in the United States than in most of the rest of the world; it only ranked 38th worldwide.

See “Threat families” beginning on page 85 for more information about commonly encountered malicious and unwanted software families.

- The threat landscape in China is typically dominated by malware families that are much less common worldwide, and 1H16 was no exception. Several of the most prevalent threat families worldwide, including Axpergle, the browser modifier [Win32/SupTab](#), and the software bundler [Win32/Tillail](#), were not among the 100 most commonly encountered families in China in 1H16.

The most common threat family in China in 1H16 was [Win32/Xiazai](#), a Chinese-language browser modifier that ranked 35th worldwide. Other

unusually common threat families in China included the virus [DOS/JackTheRipper](#) (ranked fifth in China, 75th worldwide) and the browser modifiers [Win32/Hao123](#) (tenth in China, 120th worldwide) and [Win32/Riccietex](#) (twelfth in China, 137th worldwide).

- The encounter rate in Brazil was about 50 percent higher than the worldwide encounter rate in 1H16. Encounters in Brazil were led by the cloud-based detection [Win32/Spursint](#) and the downloader/dropper family [Win32/Banload](#). (See “Win32/Banload and Banking Malware” on page 21 of [Microsoft Security Intelligence Report, Volume 19 \(January–June 2015\)](#) for more information about Banload and related families in Brazil.) Threat families that were unusually common in Brazil included Banload (ranked second in Brazil, 63rd worldwide), the software bundler [Win32/Fourthrem](#) (eighth in Brazil, 77th worldwide), and the downloader family [Win32/Sventore](#) (11th in Brazil, 42nd worldwide).
- The encounter rate in Russia was about 33 percent higher than the worldwide encounter rate in 1H16. Threat families that were unusually common in Russia in 1H16 included the software bundler [Win32/DLHelper](#) (ranked sixth in Russia, 52nd worldwide), the downloader family [Win32/Ogimant](#) (ranked eighth in Russia, 67th worldwide) and the browser modifier [Win32/Neobar](#) (ranked ninth in Russia, 40th worldwide).
- The encounter rate in India was about 73 percent higher than the worldwide encounter rate in 1H16, led by the worm family [Win32/Gamarue](#), which ranked first in India and fourth worldwide. Unusually common threat families in India included the virus family [Win32/Sality](#) (11th in India, 26th worldwide) and the worm family [MSIL/Mofin](#) (13th in India, 144th worldwide).
- The encounter rate in Turkey was about 69 percent higher than the worldwide encounter rate in 1H16, led by Gamarue and the generic trojan detections [Win32/Peals](#) and [Win32/Skeeyah](#). The trojan family [Win32/BeeVry](#) (11th in Turkey, 201st worldwide) was unusually common in Turkey, which accounted for about 95 percent of all BeeVry detections during 1H16.
- The encounter rate in France was about 18 percent lower than worldwide encounter in 1H16. The overall mix of threats in France was similar to that of

The threat landscape in China is typically dominated by malware families that are much less common worldwide.

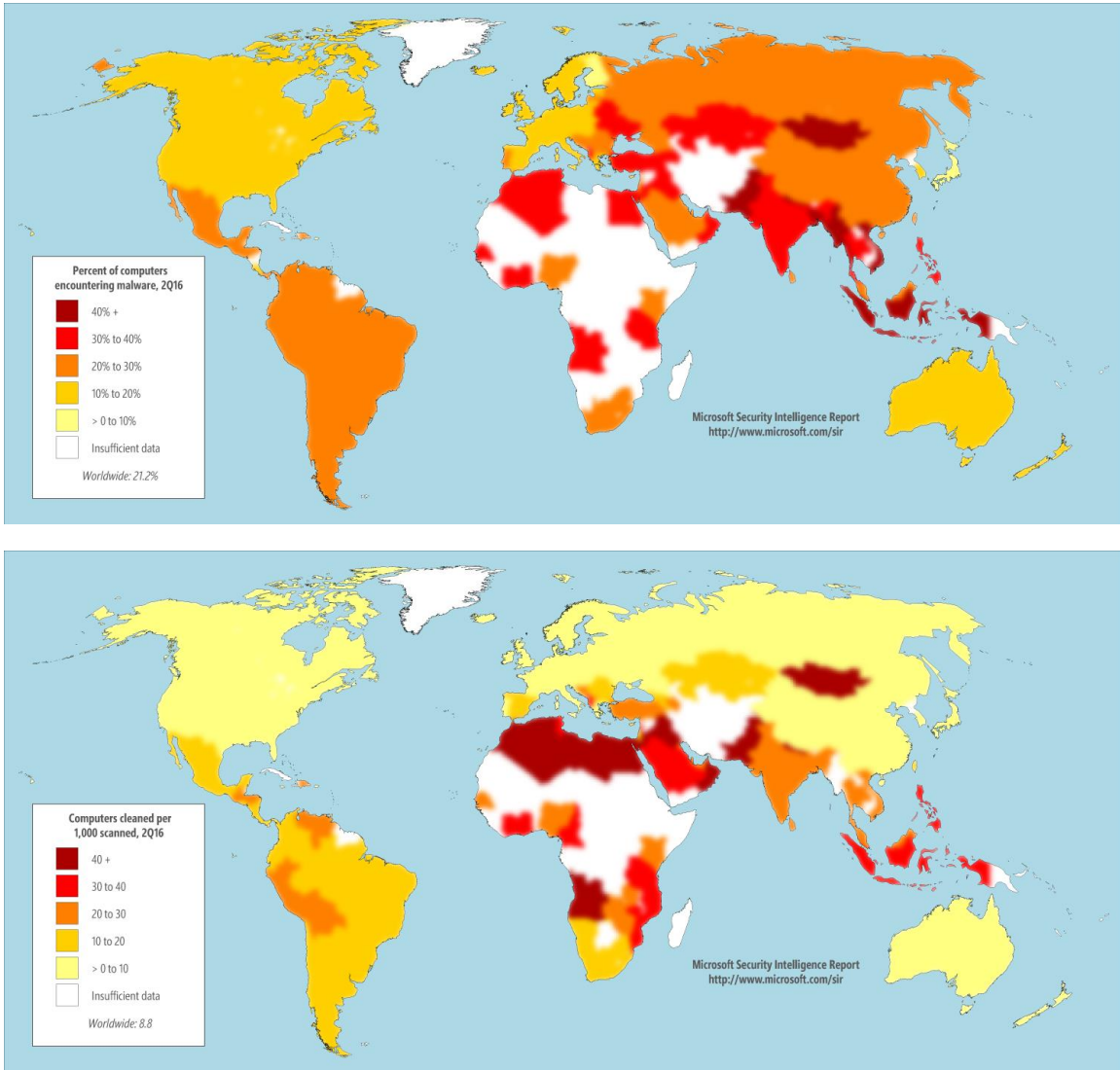
the world as a whole: all of the ten most common threat families in France were also among the top 25 threats worldwide.

Win32/Bervisec is a software bundler that is primarily distributed on German-language websites.

- The encounter rate in Mexico was about 23 percent higher than the worldwide encounter rate in 1H16. Unusually common threat families in Mexico included [SWF/Netis](#) (fifth in Mexico, 29th worldwide), an exploit family, and the worm family [JS/Bondat](#) (seventh in Mexico, 66th worldwide).
 - The encounter rate in the United Kingdom was about 36 percent lower than the worldwide encounter rate in 1H16. The adware program [Win32/Adposhel](#) (ranked seventh in the UK, 37th worldwide) was unusually common in the UK, which accounted for about 10 percent of all Adposhel encounters in 1H16.
- The encounter rate in Germany was about 34 percent lower than the worldwide encounter rate in 1Q16. The most commonly encountered threat family in Germany during 1H16 was [Win32/Bervisec](#), a software bundler distributed on German-language websites that was only the 87th most commonly encountered threat family worldwide. About 60 percent of all Bervisec encounters in 1H16 occurred in Germany.

For a different perspective on threat patterns worldwide, Figure 46 shows the infection and encounter rates in locations around the world in 2Q16.

Figure 46. Encounter rates (top) and infection rates (bottom) by country/region in 2Q16



The next several figures illustrate trends for specific locations around the world with particularly high or low incidences of threat detection. Figure 47 and Figure 48 show trends for the locations with the highest rates of detection as determined by encounter rate and CCM, respectively.

Figure 47. Trends for the five locations with the highest encounter rates in 1H16 (100,000 reporting computers minimum)

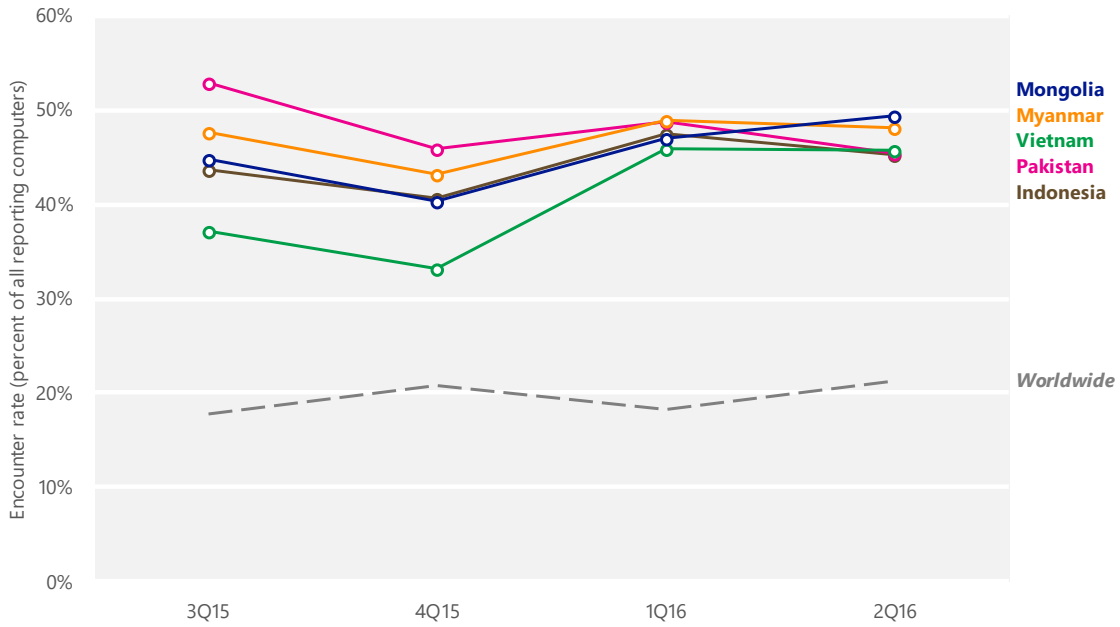
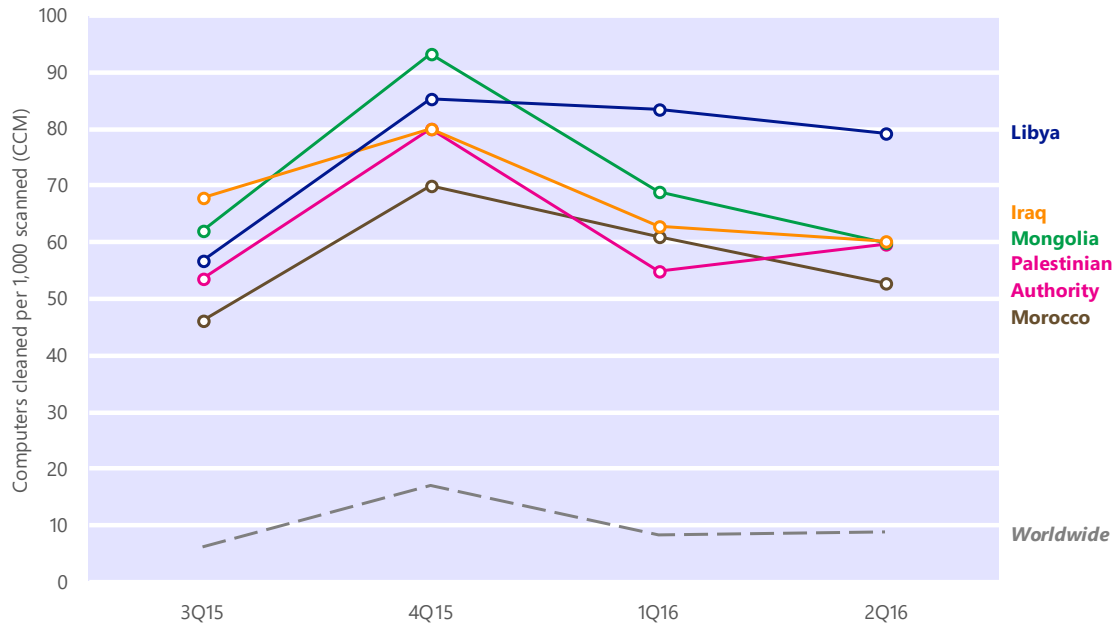


Figure 48. Trends for the five locations with the highest infection rates in 1H16, by CCM (100,000 MSRT computers minimum)



- The locations with the highest encounter rates were Indonesia, Pakistan, Vietnam, Myanmar, and Mongolia. Mongolia also had one of the highest infection rates in 1H16, accompanied by Libya, Iraq, the Palestinian territories, and Morocco.

- As is frequently the case, exploit kits were relatively rare in the locations with the highest encounter rates. [JS/Axpergle](#), the most commonly encountered exploit kit worldwide in 1H16 and the 10th most commonly encountered threat family overall, ranked no higher than 98th in any of the locations with the highest encounter rates. Exploit kits usually offer web-based control panels that enable attackers to target specific populations, such as geographic regions, operating system versions, browsers, and so on. The Angler kit (Axpergle) appears clearly to be targeted predominantly at wealthier countries and regions in Europe and the Americas, possibly because of a belief that computers in those areas have more valuable data to steal than in others.
- Threat families that were unusually common in Mongolia include [Win32/Lightmoon](#) (ranked 12th in Mongolia, 241st worldwide), a mass-mailing worm that sends itself to email addresses found on the infected computer. It also attempts to propagate via P2P applications. Some variants can disable system tools, log keystrokes, and take other malicious actions. Encounter rates for Lightmoon were more than three times as high in Mongolia as in any other country or region in 1H16.
- Threat families that were unusually common in Myanmar include the worm families [Win32/Macoute](#) (first in Myanmar, 112th worldwide) and [Win32/Conustr](#) (eighth in Myanmar, 491st worldwide), and the virus family [Win32/Madang](#) (second in Myanmar, 226th worldwide). Macoute is a worm that can spread itself to removable USB drives, and may communicate with a remote host. Madang is a virus that infects .exe and .scr files, and connects to specific websites to possibly download other malware. Encounter rates for Madang were highest in Myanmar and Indonesia, which together accounted for about three-fourth of all Madang encounters worldwide.
- Threat families that were unusually common in Vietnam included the software bundler [Win32/Prepscram](#) (ranked third in Vietnam, 57th worldwide) and the virus family [DOS/Sigru](#) (twelfth in Vietnam, 148th worldwide). Prepscram is often distributed as a mountable .iso disk file containing a software installer, which installs unwanted software

The Angler exploit kit appears clearly to be targeted predominantly at wealthier countries and regions in Europe and the Americas.

alongside the desired applications. Vietnam accounted for about 20 percent of all Prepscrum encounters worldwide in 1H16. Sigru is a virus that can stop some files from working correctly in Windows XP and earlier operating systems. It spreads by infecting the master boot record (MBR) on connected hard disks and floppy disks. Vietnam accounted for about 40 percent of all Sigru encounters worldwide in 1H126, with China accounting for most of the rest.

- Threat families that were unusually common in Pakistan included the worm families [Win32/Ippedo](#) (ranked third in Pakistan, 30th worldwide) and [Win32/Nuqel](#) (eighth in Pakistan, 71st worldwide).
- Threat families that were unusually prevalent in Indonesia included the virus family [Win32/Virut](#) (ranked sixth in Indonesia, 48rd worldwide) and the worm family [Win32/Copali](#) (14th in Indonesia, 145th worldwide).

Figure 49. Trends for locations with low encounter rates in 1H16 (100,000 reporting computers minimum)

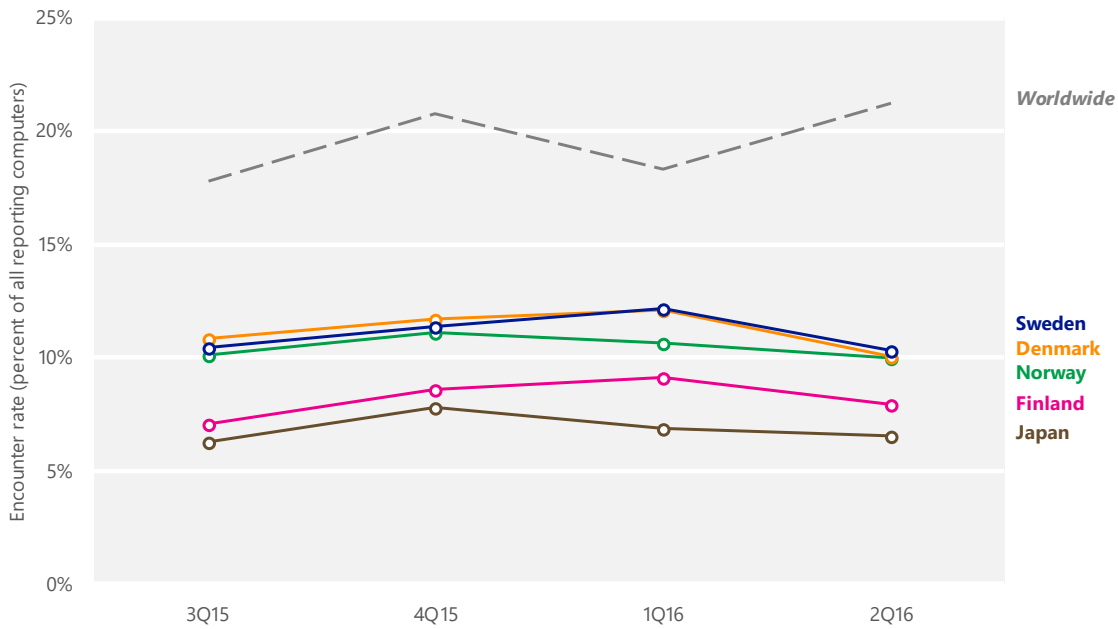
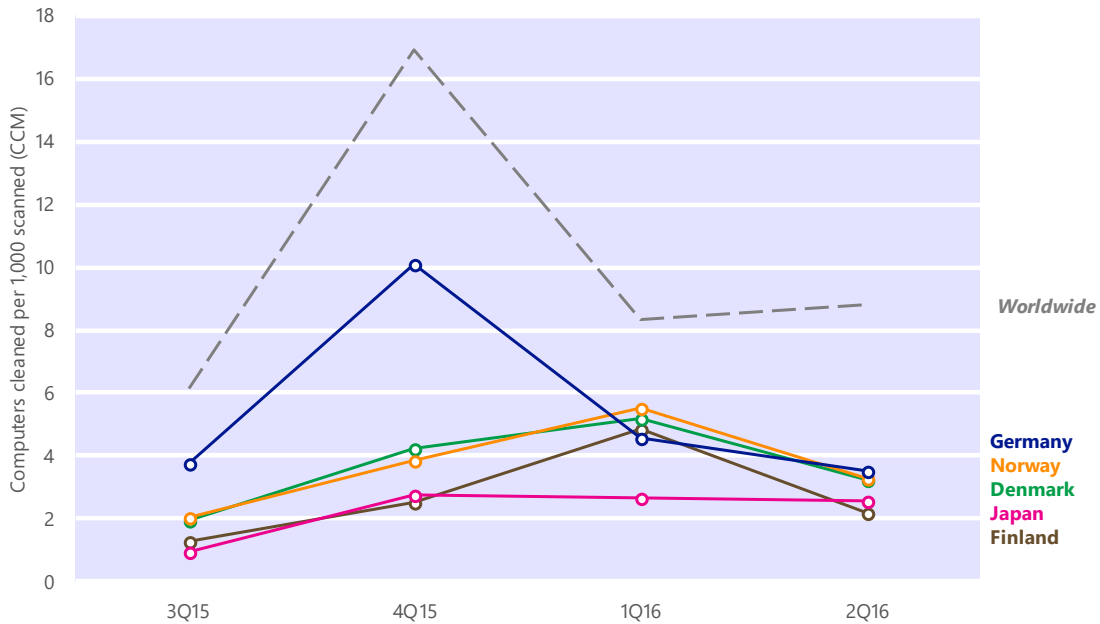


Figure 50. Trends for locations with low infection rates in 1H16, by CCM (100,000 reporting computers minimum)

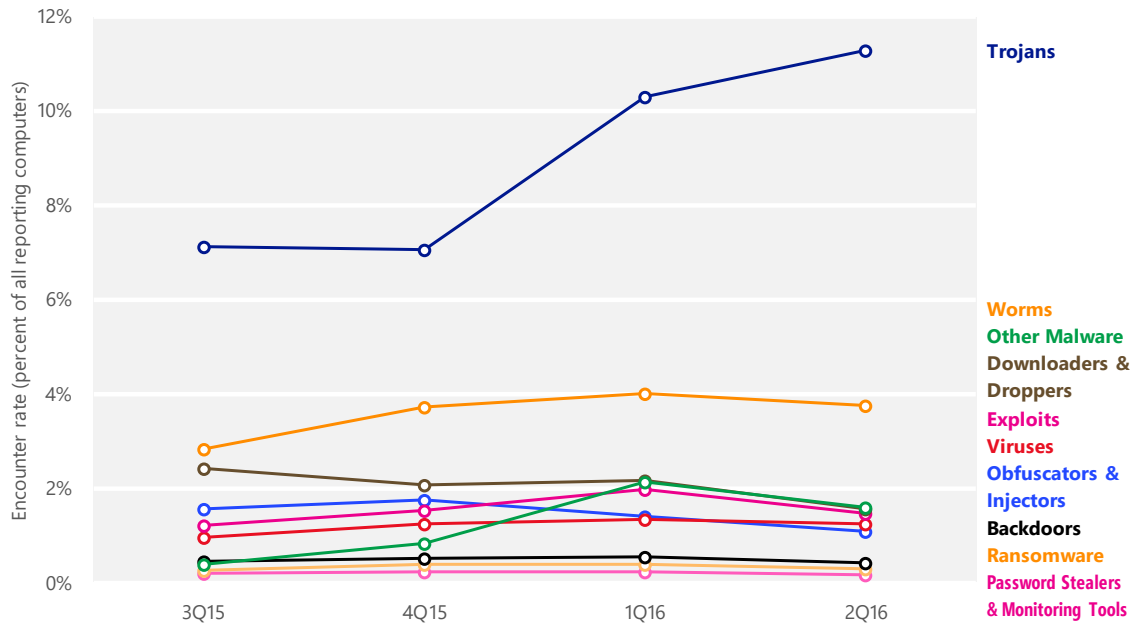


- The Nordic countries, including Denmark, Finland, Iceland, Norway, and Sweden, have perennially been among the healthiest locations in the world with regard to malware exposure, as has Japan. In 1H16, the infection and encounter rates for these locations were typically about half of the worldwide averages.
- All of the locations shown in Figure 49 and Figure 50 had similar encounter and infection statistics in 1H16, with relatively few threat families that were particularly common or uncommon compared to the world as a whole. The adware program [Win32/Adposhel](#), which ranked sixth in Norway and 11th in Denmark but only 37th worldwide, was an outlier.

Threat categories

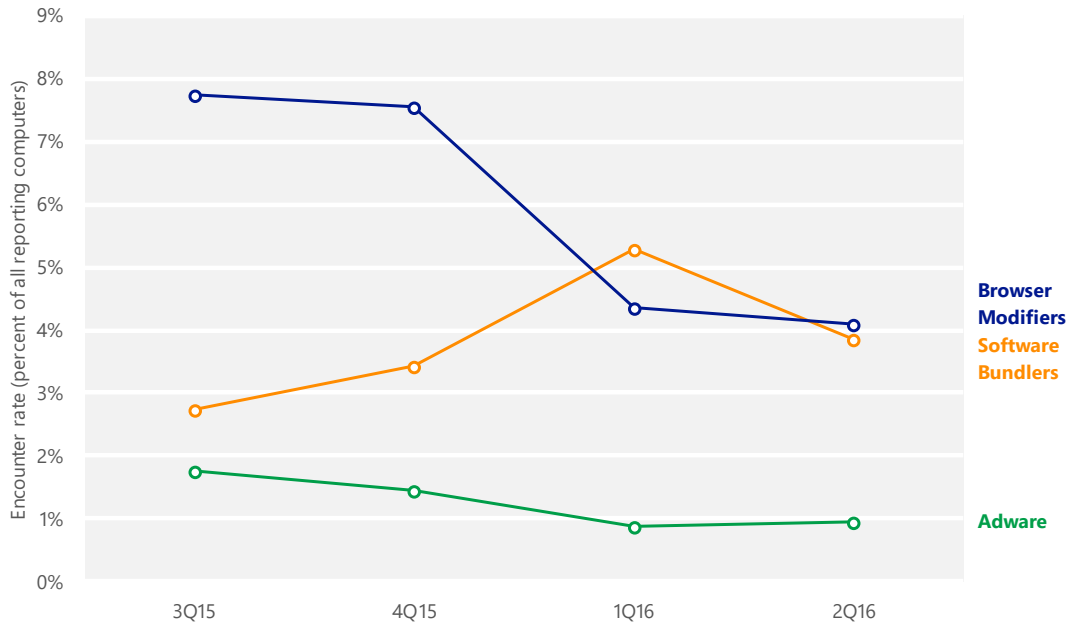
The MMPC classifies individual threats into types based on a number of factors, including how the threat spreads and what it is designed to do. To simplify the presentation of this information and make it easier to understand, the *Microsoft Security Intelligence Report* groups these types into categories based on similarities in function and purpose.

Figure 51. Encounter rates for significant malicious software categories, 3Q15–2Q16



- Trojans remained the most commonly encountered category of malicious software in 1H16, due to continued high encounter rates for the generic detections [Win32/Dynamer](#), [Win32/Peals](#), and [Win32/Skeeyah](#), and to increased encounters involving [Win32/Spursint](#) and [Win32/Lodbak](#). See “Threat families” beginning on page 85 for more information about these and other malicious and unwanted software families.
- Worms remained the second most commonly encountered category, driven by the high encounter rate of [Win32/Gamarue](#).
- Encounters involving the Other Malware category increased in 1H16 to make it the third most commonly encountered category during the period, largely because of [Win32/Hadsruda](#), a cloud-based detection for files that have been automatically determined to be malicious by Windows Defender. (See “Learning about new threats with cloud-based protection in Windows Defender” on page 73 for more information about cloud-based detections.)

Figure 52. Encounter rates for unwanted software categories, 3Q15–2Q16



- Encounters involving browser modifiers declined significantly in 1H16, driven by fewer detections of [Win32/Diplugem](#) and [Win32/SupTab](#). See “Threat families” beginning on page 85 for more information about these and other malicious and unwanted software families.
- Encounters involving software bundlers rose in 1Q16, primarily because of increased detections of [Win32/Mizenota](#) and [Win32/Tillail](#), then fell in 2Q16 as encounters involving those threat families receded.

Threat categories by location

Significant differences exist in the types of threats that affect users in different parts of the world. The spread of malware can be highly dependent on language and socioeconomic factors as well as on the methods used for distribution. Some threats are spread using techniques that target people who speak a particular language or who use online services that are local to a specific geographic region. Other threats target vulnerabilities or operating system configurations and applications that are unequally distributed around the world.

Figure 53 shows the relative prevalence of different categories of malware in several locations around the world in 2Q16.

Figure 53. Threat category prevalence in 2Q16, worldwide and in the 10 locations with the most computers reporting encounters

Category	Worldwide	United States	China	Brazil	Russia	India	Turkey	France	Mexico	United Kingdom	Germany
Trojans	11.3%	5.1%	13.5%	21.9%	19.2%	26.6%	31.6%	6.0%	16.0%	4.7%	5.3%
Browser Modifiers	4.1%	2.2%	6.8%	8.4%	7.0%	7.6%	5.5%	4.0%	4.6%	1.7%	3.1%
Software Bundlers	3.9%	1.9%	0.2%	6.0%	12.1%	8.8%	5.3%	3.8%	3.0%	2.6%	4.6%
Worms	3.8%	0.5%	2.9%	4.6%	1.9%	21.0%	8.1%	1.0%	9.6%	0.6%	0.4%
Other Malware	1.6%	1.0%	1.5%	3.3%	2.2%	2.5%	3.0%	1.0%	1.8%	0.8%	0.8%
Downloaders & Droppers	1.6%	1.0%	1.6%	5.1%	1.4%	2.9%	1.1%	1.7%	2.0%	1.2%	0.9%
Exploits	1.5%	1.0%	0.7%	0.9%	0.4%	1.3%	1.1%	1.9%	0.7%	2.0%	1.5%
Viruses	1.3%	0.2%	4.5%	1.1%	0.6%	3.5%	2.7%	0.2%	0.6%	0.2%	0.1%
Obfuscators & Injectors	1.1%	0.3%	1.3%	1.5%	2.3%	3.0%	2.4%	0.6%	1.1%	0.4%	0.4%
Adware	1.0%	1.0%	0.0%	1.0%	1.3%	1.1%	1.0%	1.7%	0.9%	1.4%	1.5%
Backdoors	0.4%	0.2%	0.6%	0.8%	0.4%	1.1%	1.0%	0.3%	0.3%	0.2%	0.2%
Ransomware	0.3%	0.4%	0.0%	0.1%	0.3%	0.2%	0.4%	0.2%	0.2%	0.2%	0.2%
Password Stealers & Monitoring Tools	0.2%	0.1%	0.2%	0.2%	0.2%	0.3%	0.3%	0.1%	0.2%	0.1%	0.1%

- Within each row of Figure 53, a darker color indicates that the category is more prevalent in the specified location than in the others and a lighter color indicates that the category is less prevalent. As in Figure 45 on page 74, the locations in the table are ordered by number of computers reporting detections in 1H16.
- Turkey and India had high encounter rates for Trojans, driven by a number of generic detections including [Win32/Peals](#) and [Win32/Dynamer](#), and by [Win32/Lodbak](#), associated with the worm family [Win32/Gamarue](#).
- Russia had a high encounter rate for Software Bundlers, led by [Win32/DLHelper](#), which was unusually common in Russia in 2Q16.
- Brazil had high encounter rates for Browser Modifiers, led by [Win32/SupTab](#), and for Downloaders & Droppers, led by [Win32/Banload](#).

- The high encounter rate for viruses in China is driven by [DOS/JackTheRipper](#), a destructive virus that affects versions of MS-DOS and Windows through Windows XP, but is ineffective against all currently supported Windows versions. JackTheRipper is a very old virus: the code contains a spurious copyright date of 1992, and samples have been collected in the wild since at least 1993 or 1994.
- France, the United Kingdom, and Germany all had high encounter rates for Exploits, led by [JS/Axpergle](#), and Adware, influenced by [Win32/EoRezo](#) and [Win32/Adposhel](#).
- The United States had a high encounter rate for Ransomware, led by [Win32/Tescrypt](#).

See “Appendix C: Worldwide encounter and infection rates” on page 140 for more information about malware around the world.

Threat families

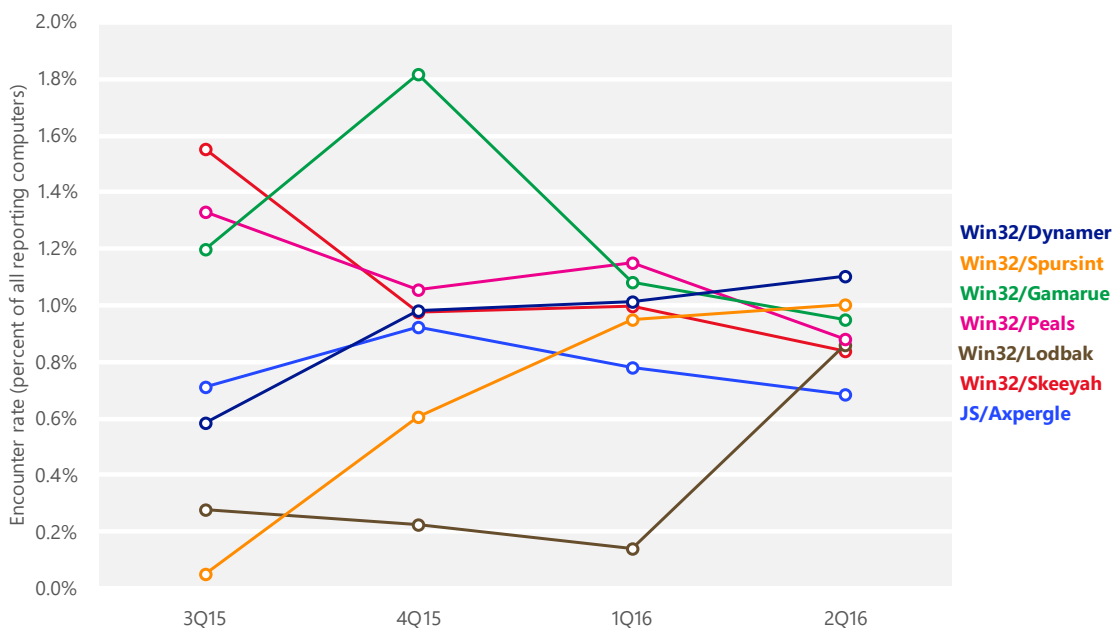
Figure 54 and Figure 55 show trends for the top malicious software families that were detected on computers by Microsoft real-time antimalware products worldwide in 1H16.

Figure 54. Quarterly trends for the top 10 malicious software families encountered by Microsoft real-time antimalware products in 1H16, shaded according to relative encounter rate

Rank	Family	Most significant category ²³	3Q15	4Q15	1Q16	2Q16
1	Win32/Dynamer	Trojans	0.58%	0.98%	1.01%	1.10%
2	Win32/Peals	Trojans	1.33%	1.06%	1.15%	0.88%
3	Win32/Gamarue	Worms	1.20%	1.82%	1.08%	0.95%
4	Win32/Spursint	Trojans	0.05%	0.60%	0.95%	1.00%
5	Win32/Skeeyah	Trojans	1.55%	0.98%	1.00%	0.84%
6	JS/Axpergle	Exploits	0.71%	0.92%	0.78%	0.69%
7	Win32/Obfuscator	Obfuscators & Injectors	1.08%	1.09%	0.81%	0.51%
8	INF/Autorun	Obfuscators & Injectors	0.54%	0.69%	0.59%	0.54%
9	VBS/Jenxcus	Worms	0.54%	0.67%	0.52%	0.51%
10	Win32/Lodbak	Trojans	0.28%	0.23%	0.14%	0.86%

²³ Some threat families have multiple variants that belong to different categories. For each family, “most significant category” refers to the category with the highest encounter rate for the family during the period.

Figure 55. Encounter rate trends for a number of notable malicious software families in 1H16



- [Win32/Dynamer](#), [Win32/Peals](#), and [Win32/Skeeyah](#) are generic detections for a variety of threats that share certain characteristics.
- [Win32/Gamarue](#), the most commonly encountered non-generic threat in 1H16, is a worm that is commonly distributed via exploit kits and social engineering. Variants have been observed stealing information from the local computer and communicating with command-and-control (C&C) servers managed by attackers. Gamarue was especially prevalent in southern and southeast Asia, with India and Indonesia together accounting for about 25 percent of all Gamarue encounters during the period. Despite its prevalence worldwide, Gamarue was rarely detected in most countries and regions in North America and western Europe, including the United States, where it was only the 32nd most commonly encountered threat family in 1H16; Canada, where it ranked 51st; Russia, where it ranked 52nd; and France, where it ranked 70th.

For more information about Gamarue, see the following entries in the MMPC blog at blogs.technet.com/mmpc:

- [Get gamed and rue the day...](#) (October 25, 2011)
- [The strange case of Gamarue propagation](#) (February 27, 2013)

- [JS/Axpergle](#), a detection for the Angler exploit kit, is the only exploit-related family in the top ten in 1H16. See “Exploit kits” on page 54 for more information about Axpergle and other exploit kits.
- [Win32/Spursint](#) is a cloud-based detection for files that have been automatically determined to be malicious by Windows Defender. (See “Learning about new threats with cloud-based protection in Windows Defender” on page 73 for more information about cloud-based detections.) Spursint disproportionately affected eastern Europe during 1H16, with the highest Spursint encounter rates coming from the former Soviet republics of Armenia, Belarus, and Ukraine.
- [Win32/Lodbak](#) is a trojan that is usually installed on removable drives by Gamarue, and which attempts to install Gamarue when the infected removable drive is connected to a computer. As might be expected, it tends to be encountered in the same geographic regions where Gamarue is most commonly found.
- [VBS/Jenxcus](#) is a worm coded in VBScript that opens a backdoor on an infected computer, enabling an attacker to control it remotely. In addition to spreading via removable drives, Jenxcus is often transmitted via a fake Adobe Flash Player update from spoofed YouTube webpages. Encounters involving Jenxcus decreased significantly after the Microsoft Digital Crimes Unit launched a takedown operation in June of 2014 that successfully disrupted the Jenxcus botnet. The original owners of the botnet subsequently left the project, but the Jenxcus code is now being used by other criminal organizations.

Win32/Gamarue was rarely detected in most countries and regions in North America and western Europe.

See “The Microsoft DCU and the legal side of fighting malware” on pages 29–32 of [Microsoft Security Intelligence Report, Volume 17 \(January–June 2014\)](#), available from the Microsoft Download Center, for more information about the Microsoft takedown of the Jenxcus botnet. For additional technical information about Jenxcus, see the following entries in the MMPC blog (blogs.technet.com/mmpc):

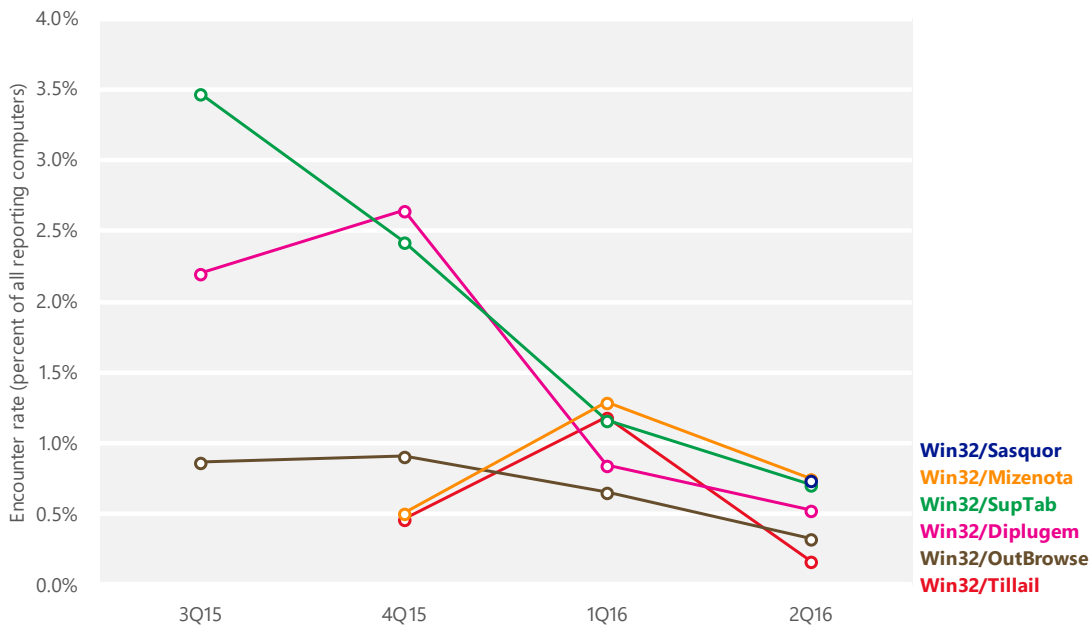
- [MSRT February 2014 – Jenxcus](#) (February 11, 2014)
- [Microsoft Digital Crimes Unit disrupts Jenxcus and Bladabindi malicious software families](#) (June 30, 2014)

Figure 56 and Figure 57 show trends for the top unwanted software families that were detected on computers by Microsoft real-time antimalware products worldwide in 1H16.²⁴

Figure 56. Quarterly trends for the top five unwanted software families encountered by Microsoft real-time antimalware products in 1H16, shaded according to relative encounter rate

Rank	Family	Most Significant Category	3Q15	4Q15	1Q16	2Q16
1	Win32/Mizenota	Software Bundlers	—	0.51%	1.29%	0.75%
2	Win32/SupTab	Browser Modifiers	3.47%	2.42%	1.16%	0.71%
3	Win32/Diplugem	Browser Modifiers	2.20%	2.65%	0.84%	0.53%
4	Win32/Tillail	Software Bundlers	—	0.46%	1.18%	0.17%
5	Win32/OutBrowse	Software Bundlers	0.87%	0.90%	0.66%	0.33%

Figure 57. Encounter rate trends for the top unwanted software families in 1H16



- The declining encounter trends shown in Figure 57 follow an effort by Microsoft to focus on eradicating several specific highly common unwanted software families, particularly Win32/SupTab and Win32/Diplugem, which had been the two most commonly encountered unwanted software families

²⁴ Microsoft has published the criteria that the company uses to classify programs as unwanted software at www.microsoft.com/security/portal/mmpc/shared/objectivecriteria.aspx. For programs that have been classified as unwanted software, Microsoft provides a dispute resolution process to allow for reporting of potential false positives and to provide software vendors with the opportunity to request investigation of a rating with which they do not agree.

in 2H15 by a large margin. SupTab is a browser modifier that installs itself and changes the browser's default search provider without obtaining the user's consent for either action. The SupTab authors shifted their focus to other malware after Microsoft added detections for the family in 3Q15, which likely explains much of the decline. Diplugem installs browser extensions without obtaining the user's consent. The browser extensions show extra advertisements as the user browses the web and can inject additional advertisements into web search results pages. Diplugem encounters began to decline after detections for the family were added to the MSRT in October 2015, and remained significantly lower through 1H16.

Win32/SupTab is a browser modifier that installs itself and changes the browser's default search provider without obtaining the user's consent for either action.

- [Win32/Mizenota](#), the most commonly encountered unwanted software family in 1H16, is a software bundler that installs other unwanted software families, including SupTab and Sasquor.
- [Win32/Sasquor](#) first appeared in early April and quickly became the second most commonly encountered unwanted software family in 2Q16. Sasquor is a browser modifier that modifies search and home page settings, and installs services and scheduled tasks to prevent the user from changing them back. It can also download additional malware, including SupTab and [Win32/Xadupi](#).
- [Win32/OutBrowse](#) is a software bundler that installs additional unwanted programs alongside software that the user wishes to install. It can remove or hide the installation program's close button, leaving no option for users to close or decline the installation of offered applications.

Figure 58. Win32/OutBrowse installs software without a close or Cancel button to allow the user to decline installation



Threat families by platform

Malware does not affect all platforms equally. Some threats are spread by exploits that are ineffective against one or more operating system versions. Some threats are more common in parts of the world where specific platforms are more or less popular than elsewhere. In other cases, differences between platforms might be caused by simple random variation.

Figure 59 and Figure 60 demonstrate how detections of the most prevalent malicious and unwanted software families in 2Q16 ranked differently on computers running different operating system versions.

Figure 59. The malicious software families most commonly encountered by Microsoft real-time antimalware solutions in 2Q16, and how they ranked in prevalence on different platforms

Rank (Overall)	Family	Most significant category	Rank (Win. Vista)	Rank (Win. 7)	Rank (Win. 8)*	Rank (Win. 10)
1	Win32/Dynamer	Trojans	4	3	3	1
2	Win32/Spursint	Trojans	12	6	6	2
3	Win32/Gamarue	Worms	13	2	1	6
4	Win32/Peals	Trojans	6	4	2	5
5	Win32/Lodbak	Trojans	19	5	4	4
6	Win32/Skeeyah	Trojans	11	7	5	3
7	JS/Axpergle	Exploits	22	1	13	13
8	Win32/Xadupi	Trojans	2	8	7	10
9	INF/Autorun	Obfuscators & Injectors	18	10	8	11
10	Win32/Rundas	Trojans	5	9	12	8
24	JS/FakeCall	Other Malware	3	31	26	26
69	Win32/Falrile	Trojans	1	30	27	62

* Includes Windows 8.1

- Encounters involving [JS/Axpergle](#), a detection for the Angler exploit kit and the only exploit-related family in the top ten in 1H16, were mostly confined to computers running Windows 7; although Axpergle ranked first on that platform, it ranked 22nd on Windows Vista and 13th on both Windows 8 (including Windows 8.1) and Windows 10. The malicious webpages that exploit kits use to spread malware often include scripts that detect certain aspects of the computer's computing environment and only present their exploits to computers that meet criteria specified by the attacker. The Angler exploit kit clearly affects Windows 7 far more than other platforms, which may partially be caused by the integration of Adobe Flash Player into Internet Explorer in Windows 8 and subsequent versions. The Angler exploit kit relies heavily on exploiting vulnerabilities in old, out-of-date versions of Flash Player, which must be installed as an add-on and updated separately from Internet Explorer in versions of Windows prior to Windows 8. Because Flash Player is integrated into Internet Explorer in Windows 8 and subsequent versions, it receives security updates through Windows Update and Microsoft Update along with other operating system components, which makes it easier for users to stay current on security updates for the component.

- Although the list of the most commonly encountered malicious software families was otherwise mostly consistent from platform to platform, Windows Vista is noticeably different. The remaining installed base for Windows Vista, the oldest currently supported client version of Windows, is very low relative to newer versions of Windows, and some of the variance seen in Figure 59 may be an artifact of the relatively small population of computers running Windows Vista.

As Figure 60 illustrates, unwanted software is generally consistent between platforms as well.

Figure 60. The unwanted software families most commonly encountered by Microsoft real-time antimalware solutions in 2Q16, and how they ranked in prevalence on different platforms

Rank (Overall)	Family	Most significant category	Rank (Win. Vista)	Rank (Win. 7)	Rank (Win. 8)*	Rank (Win. 10)
1	Win32/Mizenota	Software Bundlers	1	1	3	2
2	Win32/Sasquor	Browser Modifiers	12	4	2	1
3	Win32/SupTab	Browser Modifiers	3	2	1	3
4	Win32/Diplugem	Browser Modifiers	2	3	4	4
5	Win32/Stallmonitz	Software Bundlers	9	5	8	8

* Includes Windows 8.1

- Unlike malicious software, unwanted software delivery mechanisms typically make little effort to distinguish between different platforms, and as a result the list of the most commonly encountered unwanted software families is similar on each supported platform.

Ransomware

Ransomware is a type of malware that is designed to render a computer or its files unusable until the computer user pays a certain amount of money to the attacker or takes other actions. Early ransomware families typically displayed what looked like official warnings from well-known law enforcement agencies, accusing the computer user of committing a computer-related crime and demanding that the user pay a fine via electronic money transfer or a virtual currency such as Bitcoin to regain control of the computer. In recent years, many of the more commonly encountered ransomware families have dropped the pretense of coming from law enforcement: they simply encrypt important files on the computer and offer to sell the user the private key to decrypt them.

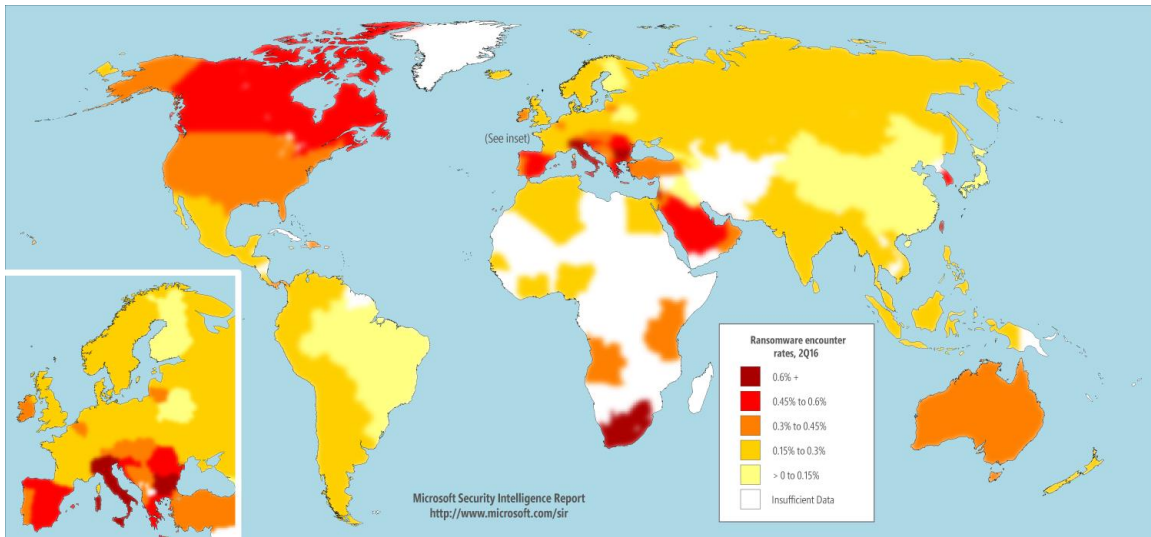
Attackers often demand payment in Bitcoin, a popular virtual currency, or through other difficult-to-trace means.

Figure 61. Examples of the lock screens used by different ransomware families



Ransomware affects different parts of the world in varying degrees. Figure 62 shows encounter rates for ransomware families by country and region in 2Q16.

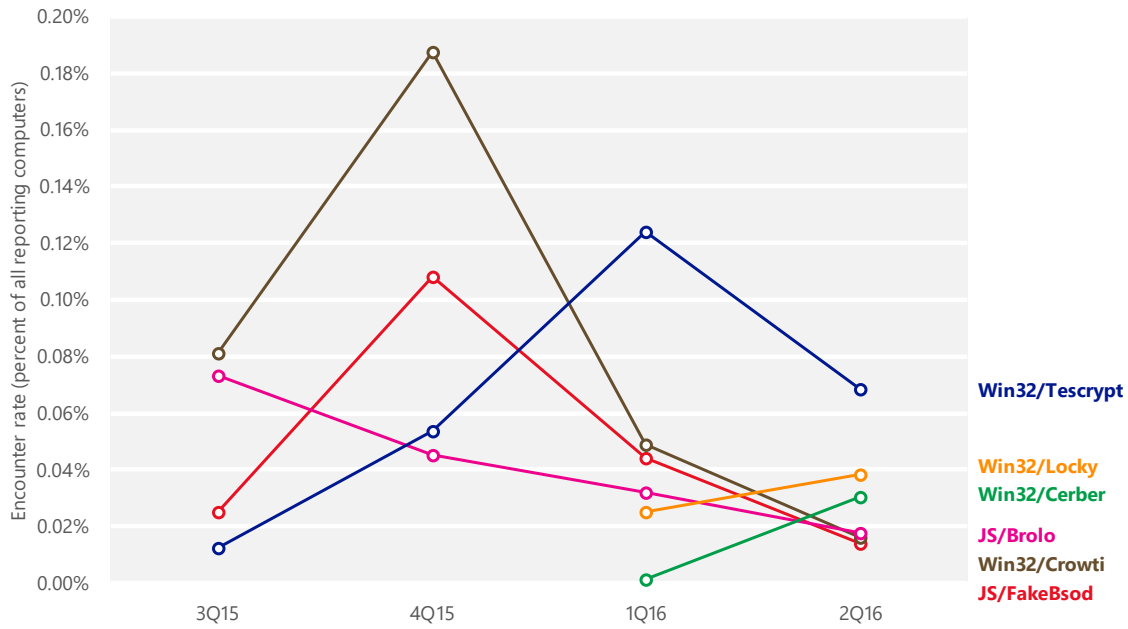
Figure 62. Encounter rates for ransomware families by country/region in 2Q16



- The location with the highest ransomware encounter rate in 2Q16 was Italy (0.82 percent), followed by Bulgaria (0.74 percent) and Taiwan (0.67 percent).
- Ransomware tends to target countries and regions that otherwise have relatively low infection rates. Italy, with the highest ransomware infection rate in the world, had an overall encounter rate of 18.8 percent in 2Q16, lower than the worldwide encounter rate of 21.2 percent. South Africa, with the fourth highest ransomware encounter rate in the world in 2Q16, had the lowest overall infection rate in Africa during the same period.

Figure 63 displays encounter rate trends for several of the most commonly encountered ransomware families worldwide.

Figure 63. Trends for several commonly encountered ransomware families in 1H16, by quarter



- Win32/Tescrypt**, the most commonly encountered ransomware family worldwide in 1H16, is typically dropped by exploit kits such as Angler (Axpergle) and Sweet Orange (Anogre). It encrypts more than 180 different types of file by extension, and displays a demand for payment in Bitcoins to be paid to a dark website accessible via Tor. Encounter rates for Tescrypt were highest in Bulgaria (0.13 percent in 2Q16), Korea (0.13 percent), and Italy (0.12 percent). In May of 2016, the Tescrypt authors announced that they were ceasing operations and released the Tescrypt master key to the public.
- Win32/Locky** was the second most commonly encountered ransomware family worldwide in 1H16. Encounter rates were highest in South Africa (0.13 percent in 2Q16), Croatia (0.09 percent), and Luxembourg (0.09 percent). First detected in February 2016, Locky is typically downloaded to computers via threats like **JS/Nemucod** and **O97M/Donoff**, which are spread by spam email messages, and by exploit kits such as Neutrino and RIG. After encrypting and renaming a victim's files, Locky replaces the computer's desktop background with a demand for payment in Bitcoins, and instructions for transmitting the payment to the attacker.

Win32/Locky encrypts and remains the victim's files, and then replaces the desktop background with a demand for payment.

Figure 64. Desktop background and web page used by Win32/Locky



Locky searches for and encrypts more than 450 different types of file by extension. It is typically configured to avoid computers located in Russia or which use the Russian language, which gives a clue to its origins: attackers often try not to infect computers located in their home country or region, in an effort to avoid drawing attention from local authorities. Locky has been revised several times since its discovery in February to add code obfuscation, offline encryption, and other features. The Locky authors appear to use affiliates to distribute it, based on the presence of affiliate IDs found in the malware.

For additional information about Locky, see the following entry in the MMPC blog (blogs.technet.com/mmpc):

- [The new .LNK between spam and Locky infection](#) (October 19, 2016)
- [Win32/Cerber](#) is another new ransomware family, which is often spread via the RIG (Meadgive) and Magnitude (Pangimop) exploit kits. Cerber is a ransomware-as-a-service family, sold to prospective attackers by its creators and designed to be easy to use by novices. Encounter rates for Cerber were highest in Qatar (0.10 percent in 2Q16), the Former Yugoslav Republic of Macedonia (0.09 percent), and Bosnia and Herzegovina (0.09 percent).

- [Win32/Crowti](#) (known as “CryptoWall” and “CryptoDefense”), the most commonly encountered ransomware family worldwide in 2H15, declined to much lower levels in 1H16 as its authors stopped actively distributing it. First detected in late 2013, Crowti is a file encrypting ransomware family that typically spreads through spam or is installed by downloader malware and exploits.

Microsoft recommends that victims of ransomware infections not pay the so-called fine. Ransomware is distributed by malicious attackers, not legitimate authorities, and paying the ransom is no guarantee that the attacker will restore the affected computer to a usable state. Microsoft provides free tools and utilities, such as the [Microsoft Safety Scanner](#) and [Windows Defender Offline](#), that can help remove a variety of malware infections even if the computer’s normal operation is being blocked.

See “Ransomware Protection in Windows 10 Anniversary Update” at <https://go.microsoft.com/fwlink/?linkid=837485> for information about new features designed to fight ransomware in the latest release of Windows 10, and visit www.microsoft.com/security/portal/mmpc/shared/ransomware.aspx for more information about ransomware and how computer users can avoid being taken advantage of by this type of threat.

Threats from targeted attackers

Although using a real-time security software product from a reputable vendor and keeping the detection signatures up-to-date remains one of the best ways individuals and organizations can protect themselves against known threats, conventional antimalware software is often less effective against advanced attacks, such as those conducted by targeted attack groups. These groups, which focus on targeting computers at specific institutions, often use specially crafted threats that they test against popular antimalware solutions ahead of time to ensure that they will not be detected. By the time detection signatures are available to stop such a threat, it may have already compromised the organization. To help organizations combat such attacks, Office 365 Advanced Threat Protection, available with select Office 365 plans, provides an additional layer of defense against threats and malicious links that have never been encountered before.

When an incoming message includes a potentially dangerous attached file, Office 365 Advanced Threat Protection launches it in a detonation chamber—a

virtual sandboxed environment in which potential threats can run without posing harm to any other resources—and monitors it for suspicious behavior such as registry changes, attempts to access memory dumps, changes to executables, and other actions that malware characteristically takes. This monitoring makes it possible to detect and block threats that have never been seen before and for which no detection signatures are available. Some advanced threats avoid taking malicious actions when they determine they are being run in a virtual machine. Office 365 Advanced Threat Protection includes anti-sandbox detection features to combat this behavior.

Figure 65. How Office 365 Advanced Threat Protection works with Exchange Online

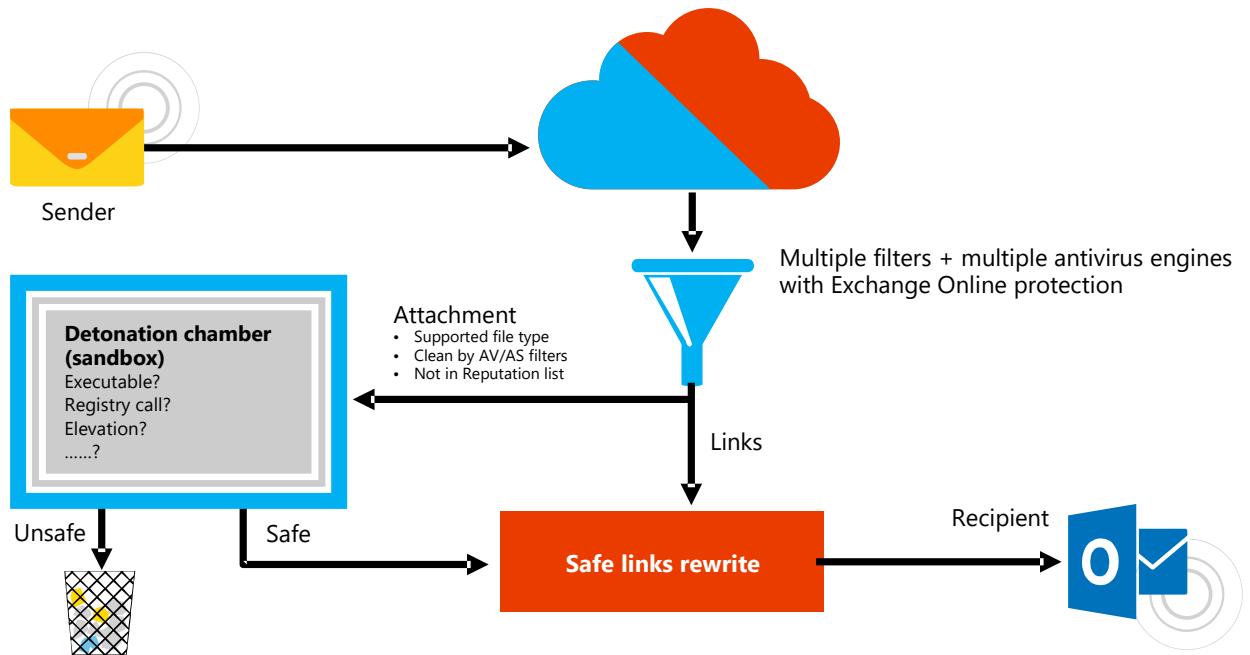
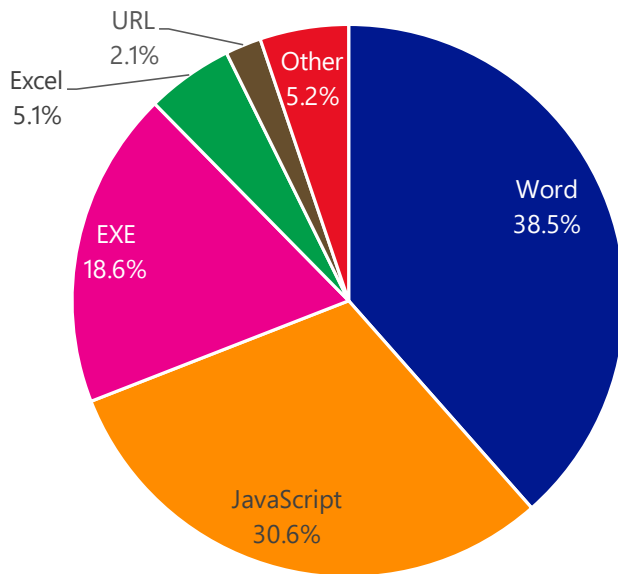


Figure 66 illustrates the file types of the malicious attachments blocked by Office 365 Advanced Threat Protection in 1H16.

Figure 66. Types of malicious files blocked by Office 365 Advanced Threat Protection in 1H16



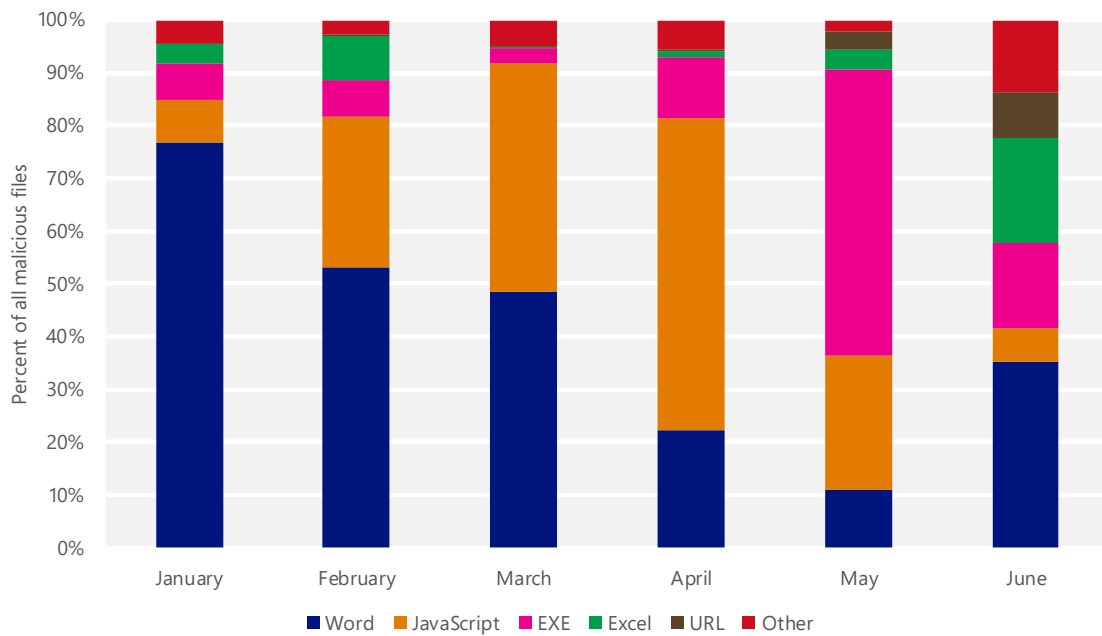
Excludes unknown file types. Totals for JavaScript and Other are incomplete due to a data collection error.

- About 30 percent of the malicious files in Figure 66 were delivered inside container files, such as .zip and .rar files.
- Microsoft Word files accounted for 38.5 percent of malicious files. Of these, the most common file extensions were .doc, used for the binary file format used in Word 97-2003, and .docm, used for Word documents that contain macros.
- JavaScript files accounted for the second largest type of file, at 30.6 percent of the total. JavaScript files also accounted for the overwhelming majority of malicious files contained within .zip files. Overall, about 70 percent of .js files attached to email messages were determined to be malicious, whether in a container file or not.
- Executable files accounted for the third largest share of malicious files, at 18.6 percent of the total. This type includes the familiar .exe extension used by most executable programs in Windows, along with a number of other extensions, such as .scr, .com, .pif, and .cpl. Executable files can provide an attacker with an easy way to compromise a computer without relying on exploiting a vulnerability, but most enterprise email servers and programs are configured to block them by default.
- Microsoft Excel and URL files each accounted for a small percentage of the total.

- Other file types accounted for 13.8 percent of the total. Some of the more common file extensions here were .eml, used by Microsoft Outlook to save email messages to disk; .wsf, used by the Windows Script Host; and .jar, a package format used for Java files.
- PDF files, which have historically been a popular method for sending malware to targeted victims, accounted for only 0.9 percent of malicious file detections, as attackers have moved from embedding malware directly in PDF files to sending clean PDFs that contain links to malicious URLs. (See page 111 for information about malicious websites.)

As Figure 67 demonstrates, the file types used for advanced threats changes significantly from month to month, as targeted attack groups shift between different victims and tactics.

Figure 67. Malicious files blocked by Office 365 Advanced Threat Protection in 1H16, by month



Excludes unknown file types. Totals for JavaScript and Other in May and June are incomplete due to a data collection error.

- Detections of malicious Word files were highest in January and declined each month through May before rebounding in June.
- Malicious JavaScript files accounted for more than half of the total in April, then retreated to much lower levels in the following months.
- Malicious executables and Excel files were most common in May and June, respectively.

Potentially unwanted applications in the enterprise

Microsoft has published the criteria used to classify programs as unwanted software at

www.microsoft.com/security/portal/mmpc/shared/objectivecriteria.aspx.

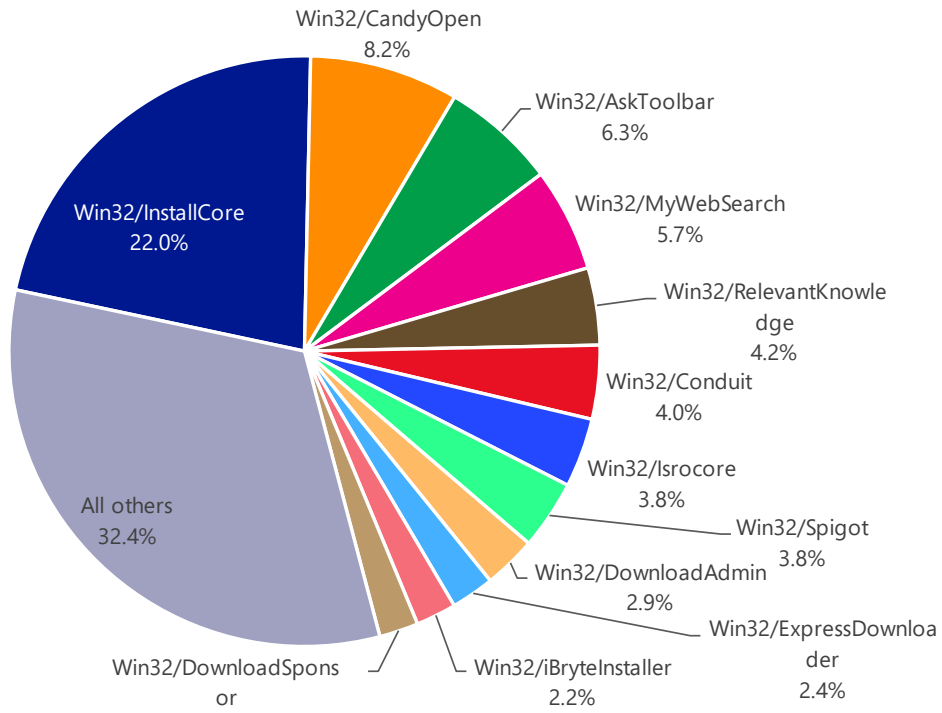
Characteristics of unwanted software can include depriving users of adequate choice or control over what the software does to the computer, preventing users from removing the software, or displaying advertisements without clearly identifying their source. Microsoft security products classify unwanted software as threats, and block or remove them when they are encountered.

Some programs don't meet the criteria to be considered unwanted software but still exhibit behaviors that may be considered undesirable, particularly in enterprise environments. Microsoft classifies these programs as *potentially unwanted applications* (PUA). For example, a program that displays additional advertisements in the browser might not be classified as unwanted software if it clearly identifies itself as the source of the ads, but may be considered potentially unwanted. Users often end up installing these programs because they were installing an application that they wanted, and the installer offered to install additional software—usually with the offer acceptance checked by default and often without the user realizing they are agreeing to install the additional software. These programs can also cause problems for network administrators—they can affect computer performance, increase the workload for the IT help desk, put computers and data at risk of being compromised through exploits, and make it more difficult to identify malware infections among the noise. To provide organizations with additional options for dealing with programs classified as PUA, Microsoft offers enterprise users of System Center Endpoint Protection (SCEP) the ability to block them from being installed on their networks.

PUA statistics

Figure 68 shows the PUA families blocked most often by SCEP in 2Q16.

Figure 68. PUA families blocked in 2Q16



- [PUA:Win32/InstallCore](#) and [PUA:Win32/CandyOpen](#) are detections for installer programs that were built with software bundler utilities (called InstallCore and OpenCandy, respectively) that offer monetization opportunities to software developers, such as pay-per-install services for programs that offer to download other programs alongside the requested application. The OpenCandy installer was frequently encountered bundled with µTorrent, a popular file-sharing program, and paint.net, an image and photo editing program. InstallCore was often bundled with audio and video file conversion programs.
- [PUA:Win32/AskToolbar](#) and [PUA:Win32/MyWebSearch](#) are toolbar programs that are frequently offered for download with other programs through pay-per-install arrangements.
- [PUA:Win32/RelevantKnowledge](#) is a tool used by a marketing research company to gather analytics about Internet usage from people who install the software. Like many of the other programs discussed in this section, it is often bundled with other software.

PUA programs detected in 1H16 were split nearly evenly between digitally signed and unsigned programs. Figure 69 lists the top signed and unsigned PUA programs detected.

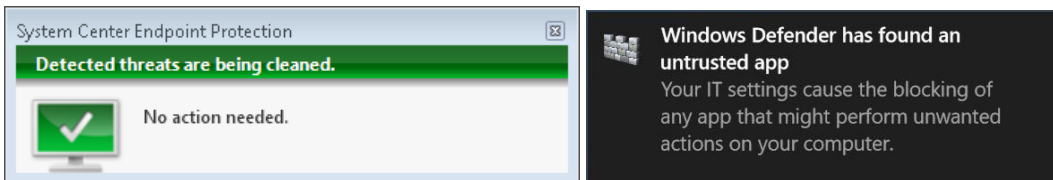
Figure 69. The most commonly detected signed and unsigned PUA families in 1H16

Rank	Signed application	% of Signed	Unsigned application	% of Unsigned
1	PUA:Win32/InstallCore	23.0%	PUA:Win32/InstallCore	34.0%
2	PUA:Win32/CandyOpen	7.5%	PUA:Win32/Isrocore	6.2%
3	PUA:Win32/MyWebSearch	6.4%	PUA:Win32/CandyOpen	5.8%
4	PUA:Win32/RelevantKnowledge	5.1%	PUA:Win32/ExpressDownloader	4.6%
5	PUA:Win32/AskToolbar	5.1%	PUA:Win32/DownloadAdmin	4.4%
6	PUA:Win32/Conduit	4.6%	PUA:Win32/iBrytelInstaller	4.1%
7	PUA:Win32/Spigot	3.6%	PUA:Win32/DownloadSponsor	3.6%
8	PUA:Win32/DownloadAdmin	2.8%	PUA:Win32/Softonic	2.4%
9	PUA:Win32/Isrocore	2.7%	PUA:Win32/Mobogenie	2.2%
10	PUA:Win32/ExpressDownloader	2.4%	PUA:Win32/RelevantKnowledge	1.8%

Blocking PUA with System Center Endpoint Protection

System administrators can configure the PUA protection feature through System Center Configuration Manager (SCCM) or Microsoft Intune. For more information about creating a configuration item to enable PUA protection in System Center Configuration Manager, see [How to Configure Endpoint Protection in Configuration Manager](#) and [Detect and block Potentially Unwanted Application in Windows 10](#) on Microsoft TechNet (technet.microsoft.com). For more information about configuring policy settings in Microsoft Intune, see [Intune policy settings for Windows 10 devices in Microsoft Intune](#), also on Microsoft TechNet.

Figure 70. PUA is blocked by System Center Endpoint Protection (left) and Windows Defender in Windows 10 (right)



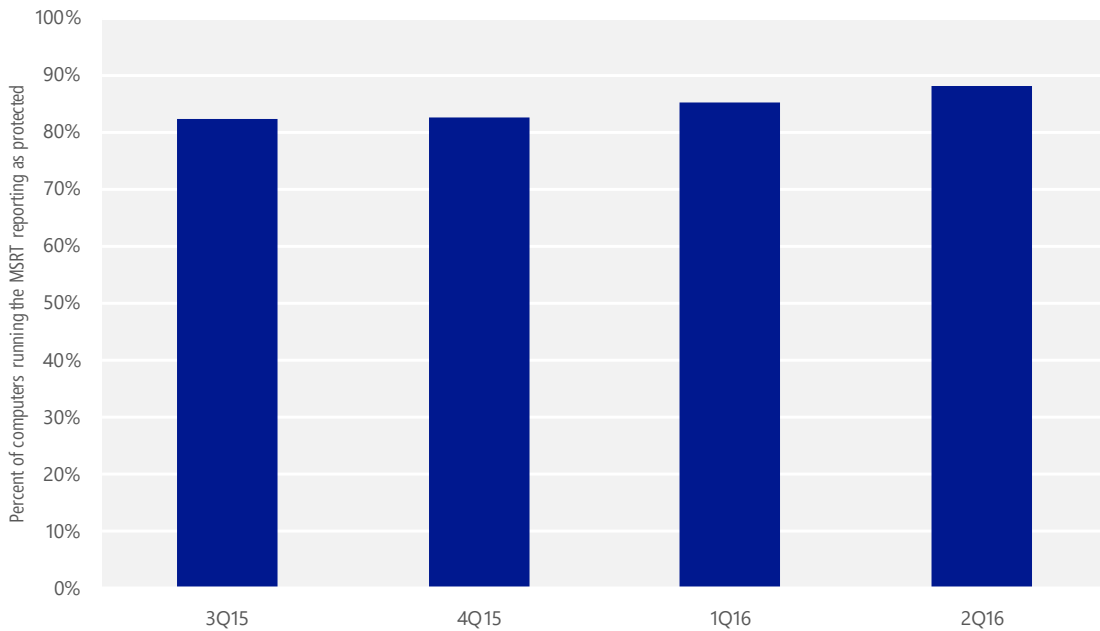
When enabled, PUA is blocked and automatically quarantined; users who request more information online are informed that the program was blocked

from running on the network because it has a poor reputation. PUA that is already installed on the computer will not be removed.

Security software use

Recent releases of the MSRT collect and report details about the state of real-time antimalware software on a computer, if the computer's administrator has chosen to opt in to provide data to Microsoft. This telemetry data makes it possible to analyze security software usage patterns around the world and correlate them with infection rates. Figure 71 shows the percentage of computers worldwide that the MSRT found to be running up-to-date real-time security software each quarter in 2H15 and 1H16.

Figure 71. Average monthly percentage of computers reporting security software enabled, 3Q15–2Q16

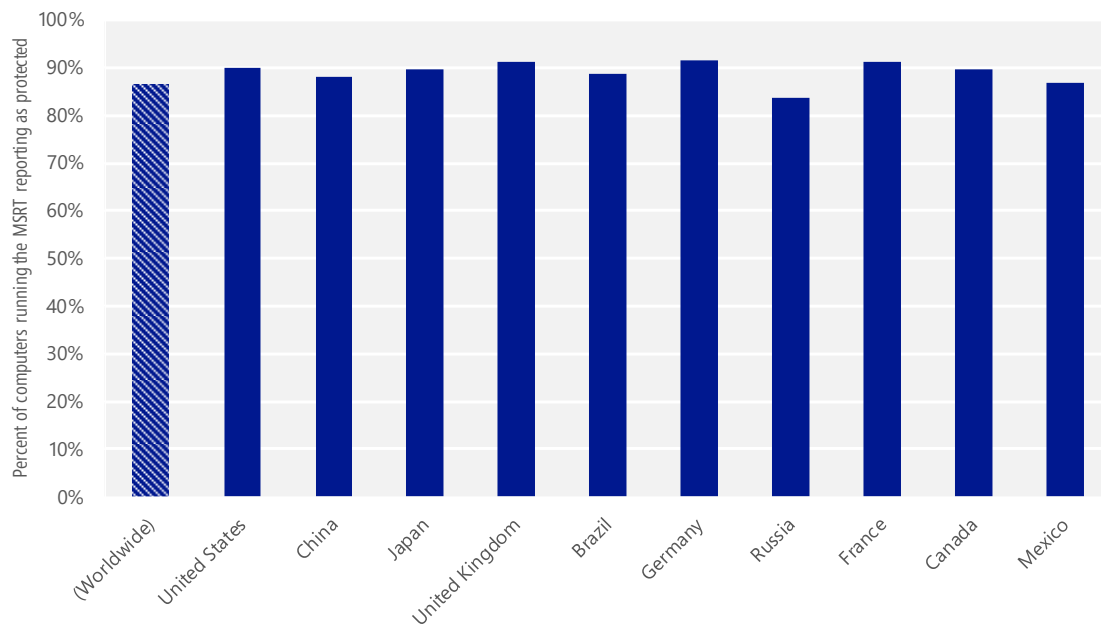


- More than 80 percent of computers reported having real-time security software enabled during each of the past four quarters, increasing to 88 percent by 2Q16. Much of the increase corresponds to increased adoption of Windows 10, which comes with Windows Defender installed and automatically enabled if no other security software is present, replacing installations of older versions of Windows that did not have this feature.

Security software use worldwide

Just as infection and encounter rates differ from one country or region to another, so do security software usage rates, as shown in Figure 72.

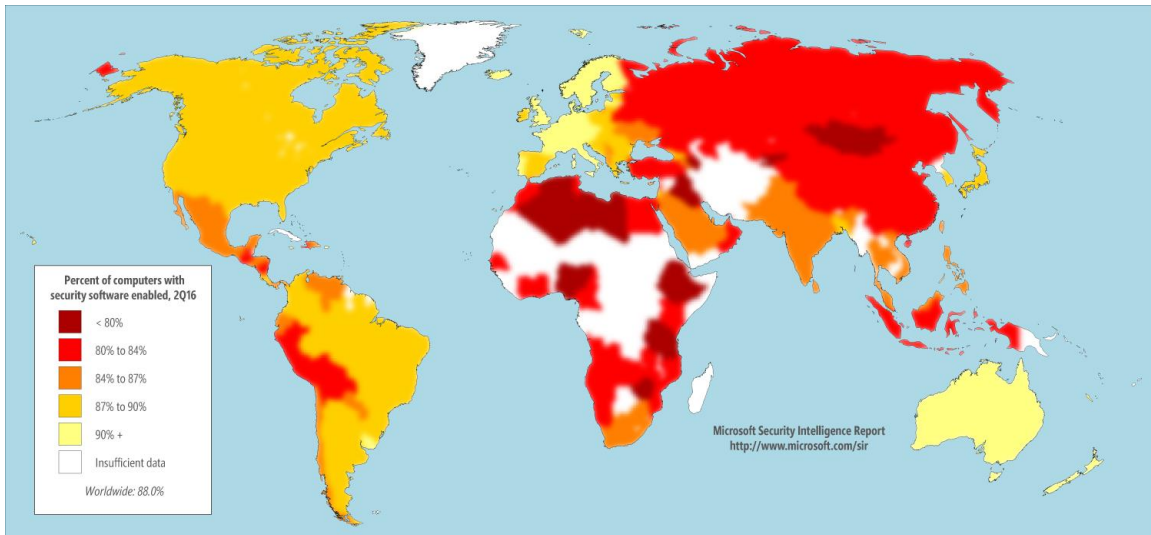
Figure 72. Average security software protection state for the locations with the most computers executing the MSRT in 1H16



- All of the locations in Figure 72 reported at least 80 percent of computers protected by real-time security software in 1H16, ranging from 83.8 percent in Russia to 91.5 percent in Germany.
- In addition, all of these locations except Russia exceeded the worldwide average protection rate in 2H16.

The rate of security software usage in a country or region often correlates with its infection rate. Figure 73 shows the percentage of computers in different countries and regions that reported being protected in 2Q16.

Figure 73. Average monthly percent of computers reporting security software enabled in 2Q16, by country/region



- The locations with the highest percentage of computers reporting as protected by real-time security software include Finland, with an average of 93.9 percent each month in 2Q16; Denmark, at 92.3 percent; and Norway, at 92.2 percent.
- Locations with the fewest computers reporting as fully protected include Libya, at 68.0 percent; Kyrgyzstan, at 77.3 percent; and Algeria, at 78.5 percent.

Countries and regions with high percentages of computers reporting as fully unprotected also tend to have high infection rates, as Figure 74 shows.

Figure 74. Infection rates for the locations with the highest percentage of computers reporting as fully unprotected in 1H16

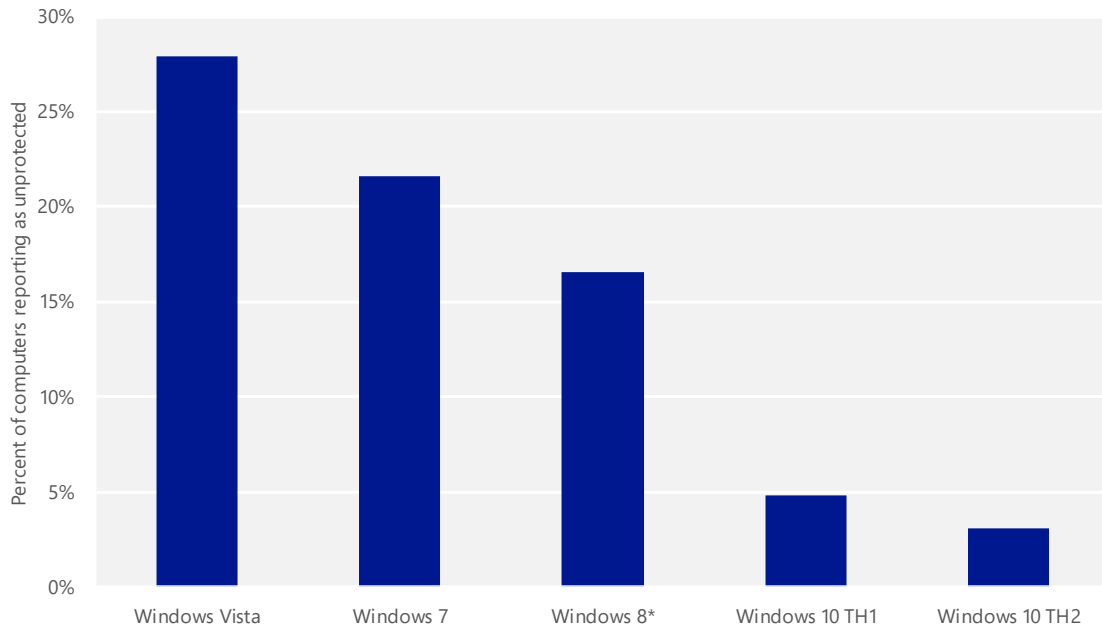
Country/region	1H16 average unprotected %	CCM 1Q16	CCM 2Q16
Libya	30.7%	83.5	79.2
Algeria	21.8%	52.2	52.5
Nigeria	21.8%	34.7	29.4
Iraq	20.8%	62.9	60.2
Tanzania	20.5%	33.6	34.8
Cameroon	19.9%	42.4	38.8
Zimbabwe	19.9%	34.6	29.9
Indonesia	19.3%	49.2	37.0
Azerbaijan	19.0%	30.6	24.4
Mongolia	18.4%	68.8	59.9
<i>Worldwide</i>	<i>13.5%</i>	<i>8.4</i>	<i>8.8</i>

- The locations in the table all had overall infection rates ranging between 2.8 and 10.0 times as high as the worldwide average each quarter.
- Libya, which had the highest percentage of unprotected computers in both quarters of 1H16, also had the highest infection rate in both quarters, as shown in Figure 48 on page 78.

Security software use by platform

Protection rates can also vary by operating system, as shown in Figure 75.

Figure 75. Average monthly security software protection state for supported client versions of Windows in 1H16, by quarter

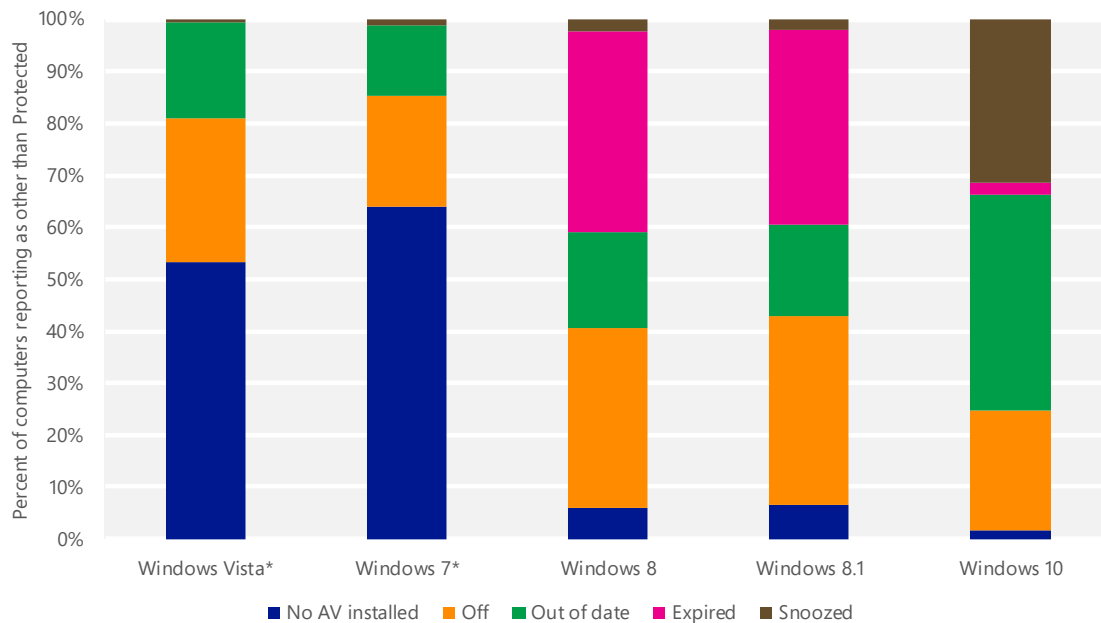


* Includes Windows 8.1

- In general, computers running newer versions of Windows tended to report being unprotected less often than computers running older versions.
- The high rate of protection with Windows 10 is primarily because of a change in the way Windows Defender operates. To provide Windows 10 users with protection from malware out of the box, Windows Defender is automatically activated upon installation of Windows 10 if no other real-time security product is installed, as opposed to a few days after installation in Windows 8 and Windows 8.1.

The reasons computers go unprotected can vary significantly by platform, as Figure 76 illustrates.

Figure 76. Computers running supported client versions of Windows reporting statuses other than Protected in 1H16



* Windows Vista and Windows 7 do not report expired subscriptions.

- On Windows Vista and Windows 7, unprotected computers predominantly report having no antimalware software installed at all. On subsequent Windows versions, Windows Defender is enabled by default if no other antimalware software is present, so the number of computers reporting no antimalware software is very low.
- On Windows 8 and Windows 8.1, expired versions of commercial antimalware products that are no longer receiving signature updates account for the largest percentage of unprotected computers.
- On Windows 10, out-of-date signatures were the most common reason computers lacked protection. Expired subscriptions accounted for a very low percentage of unprotected computers running Windows 10, possibly reflecting both increased use of Windows Defender and new computers with pre-installed trial subscriptions of commercial antimalware products that had yet to expire during the period. Computers on which real-time monitoring had been temporarily turned off, or “snoozed,” accounted for the second highest share.

Guidance: Defending against malware

Effectively protecting users from malware requires an active effort on the part of organizations and individuals. For in-depth guidance, see [Help prevent malware](#)

[infection on your PC](#) at the Microsoft Malware Protection Center website at www.microsoft.com/mmhc.

For help understanding the threats that pose the greatest risk to your environment and how to defend against them, see "[Fixing the #1 Problem in Computer Security: A Data-Driven Defense](#)," available from Microsoft TechNet.

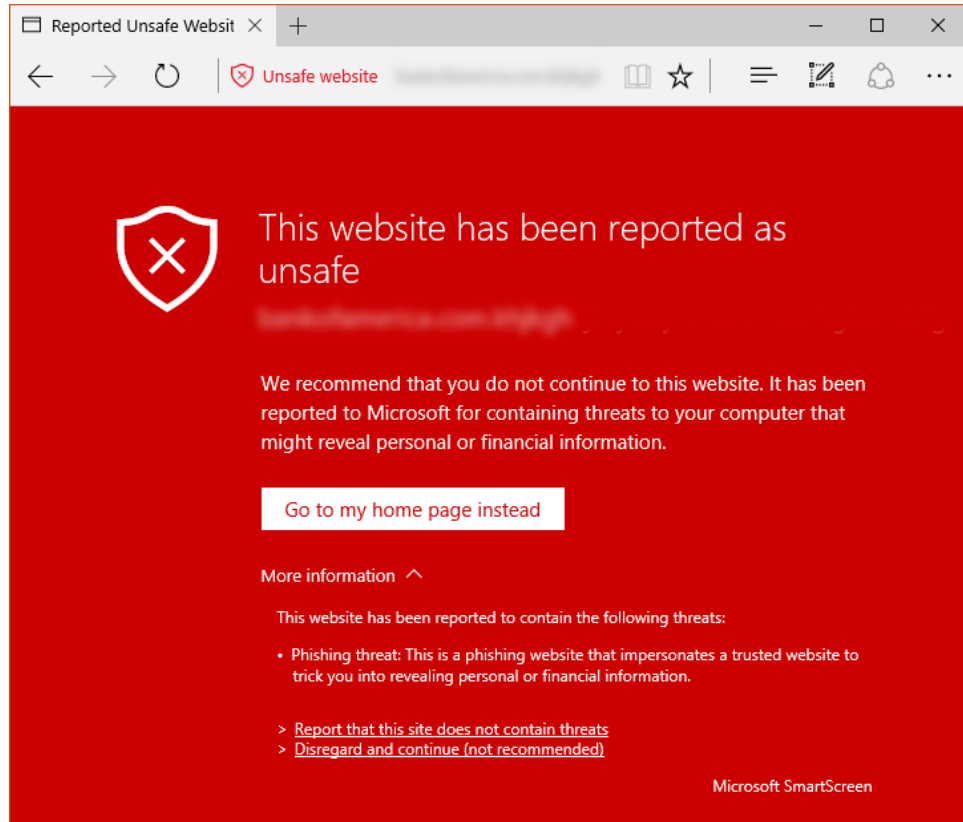
Malicious websites

Attackers often use websites to conduct phishing attacks or distribute malware. To help protect users from malicious webpages, Microsoft and other browser vendors have developed filters that keep track of sites that host malware and phishing attacks and display prominent warnings when users try to navigate to them.

Malicious websites often appear to be completely legitimate, and provide no outward indicators of their malicious nature even to experienced computer users. In many cases, these sites are legitimate websites that have been compromised by malware, SQL injection, or other techniques in efforts by attackers to take advantage of the trust users have invested in such sites. In other cases, attackers run their own sites and use social engineering to draw in traffic.

The information in this section is compiled from a variety of sources, including telemetry data produced by [SmartScreen Filter](#) in Internet Explorer versions 8 through 11 and Microsoft Edge, from a database of known active phishing and malware hosting sites reported by users of Internet Explorer and other Microsoft products and services, and from malware data provided by Microsoft antimalware technologies. (See “Appendix B: Data sources” on page 137 for more information about the products and services that provided data for this report.)

Figure 77. SmartScreen Filter in Microsoft Edge and Internet Explorer blocks reported phishing and malware distribution sites to protect users



Phishing sites

Microsoft gathers information about phishing sites and impressions from *phishing impressions* that are generated by users who choose to enable SmartScreen Filter.²⁵ A phishing impression is a single instance of a user attempting to visit a known phishing site with SmartScreen Filter enabled and being warned, as illustrated in Figure 78.

²⁵ See "Appendix B: Data sources" on page 137 for privacy statements and other information about the products and services used to provide data for this report.

Figure 78. How Microsoft tracks phishing impressions

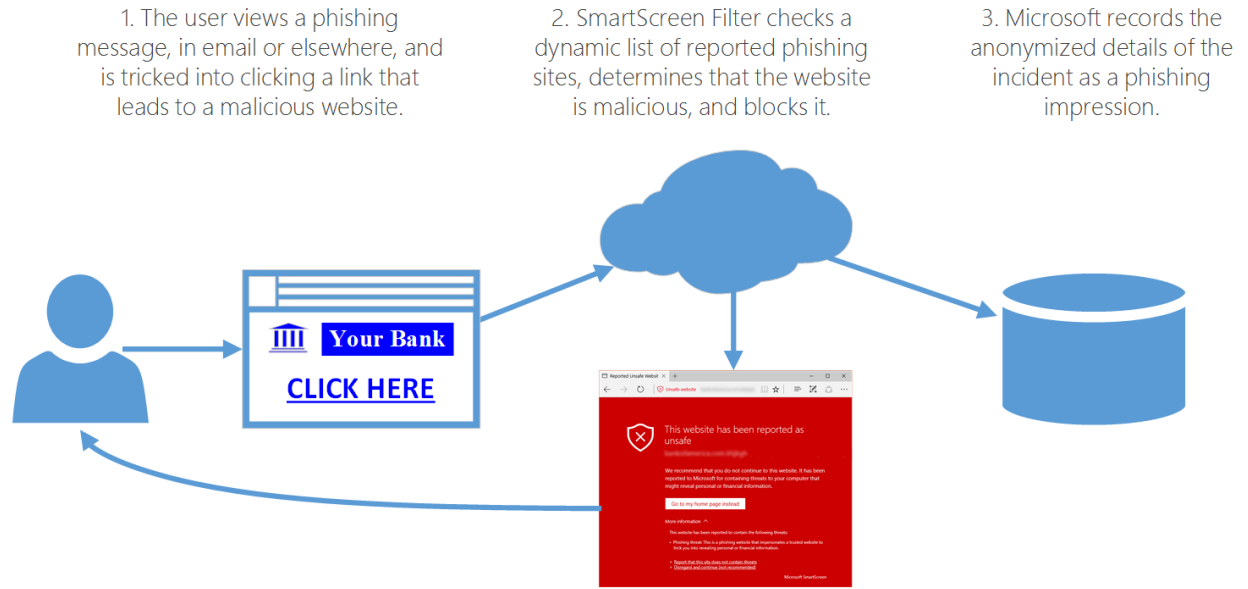
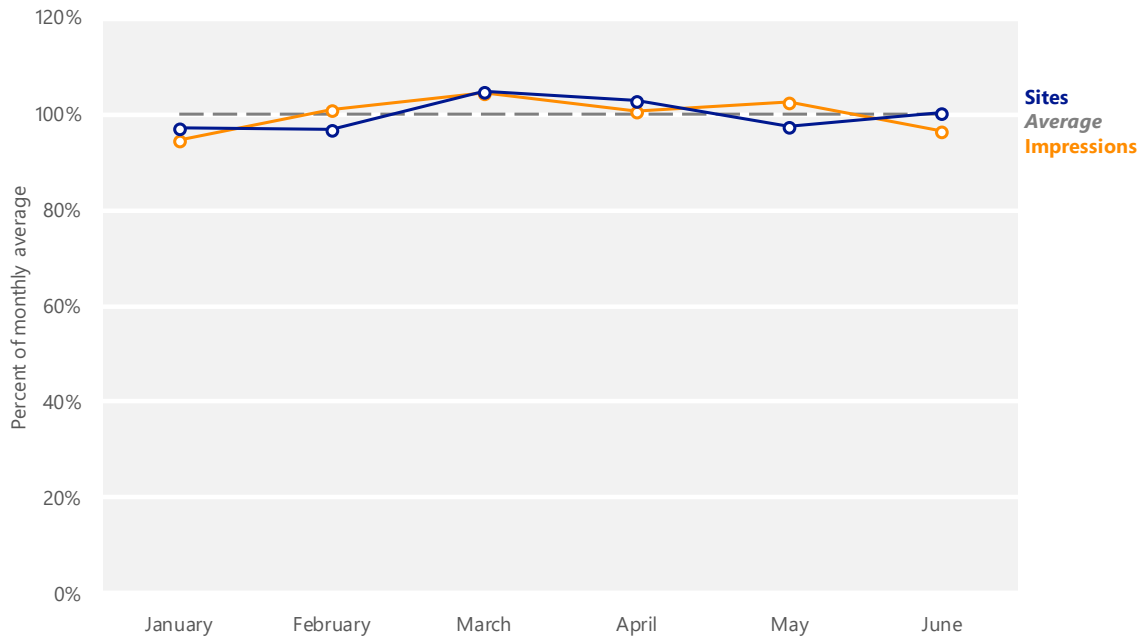


Figure 79 illustrates the volume of phishing impressions tracked by SmartScreen Filter each month in 1H16, compared to the volume of distinct phishing URLs visited.

Figure 79. Phishing sites and impressions reported by SmartScreen Filter each month in 1H16, relative to the monthly average for each

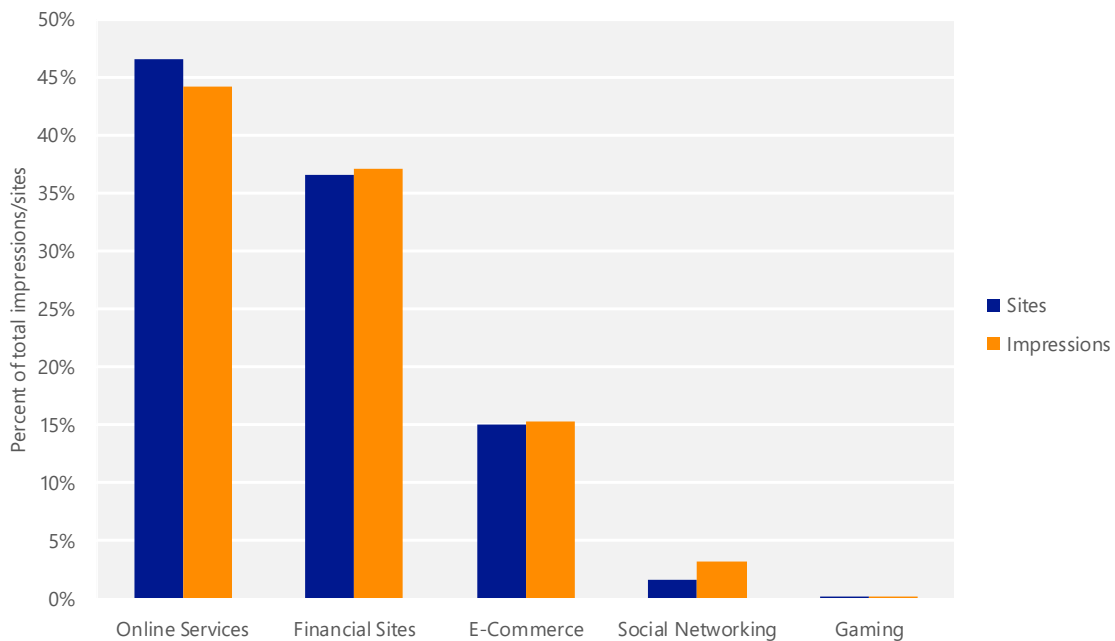


- The numbers of active phishing sites and impressions rarely correlate strongly with each other. Phishers sometimes engage in campaigns that temporarily drive more traffic to each phishing page without necessarily increasing the total number of active phishing pages they maintain at the same time. Nevertheless, both sites and impressions remained remarkably stable throughout 1H16, with neither one varying more than about 5 percent from the period average.

Target institutions

Some types of sites tend to consistently draw many more impressions per site than others. Figure 80 shows the breakdown of phishing impressions by category as reported by SmartScreen Filter.

Figure 80. Phishing sites and impressions reported by SmartScreen Filter for each type of phishing site in 1H16



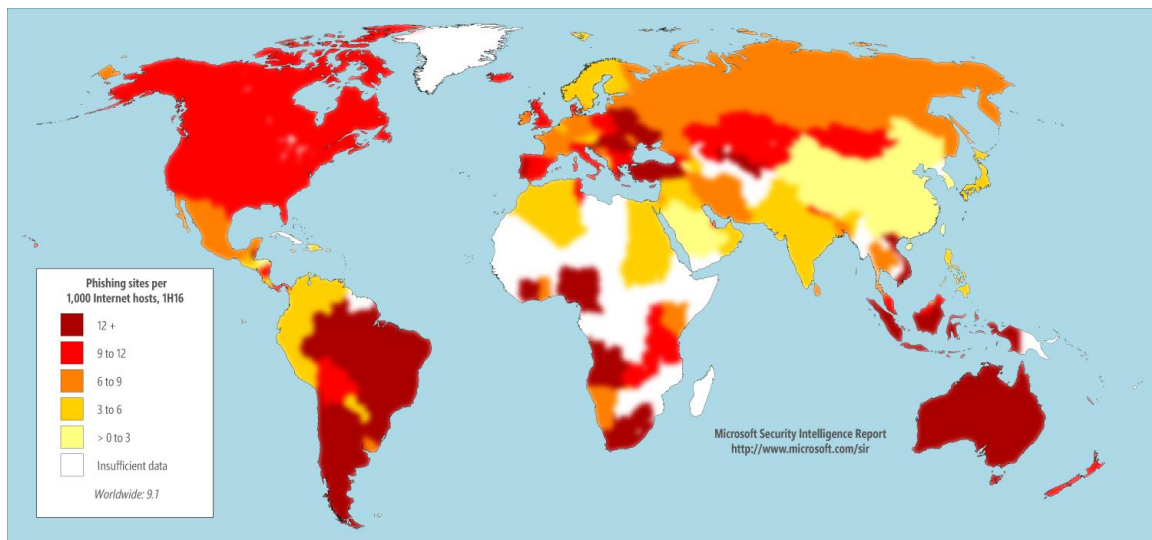
- Phishing sites that targeted online services received the largest share of impressions during the period, and accounted for the largest number of active phishing URLs.
- Financial institutions have always been popular phishing targets because of their potential for providing direct illicit access to victims' bank accounts. Sites that targeted financial institutions accounted for the second largest share of both attacks and impressions.

- The other three categories each accounted for a small percentage of both sites and impressions.

Global distribution of phishing sites and clients

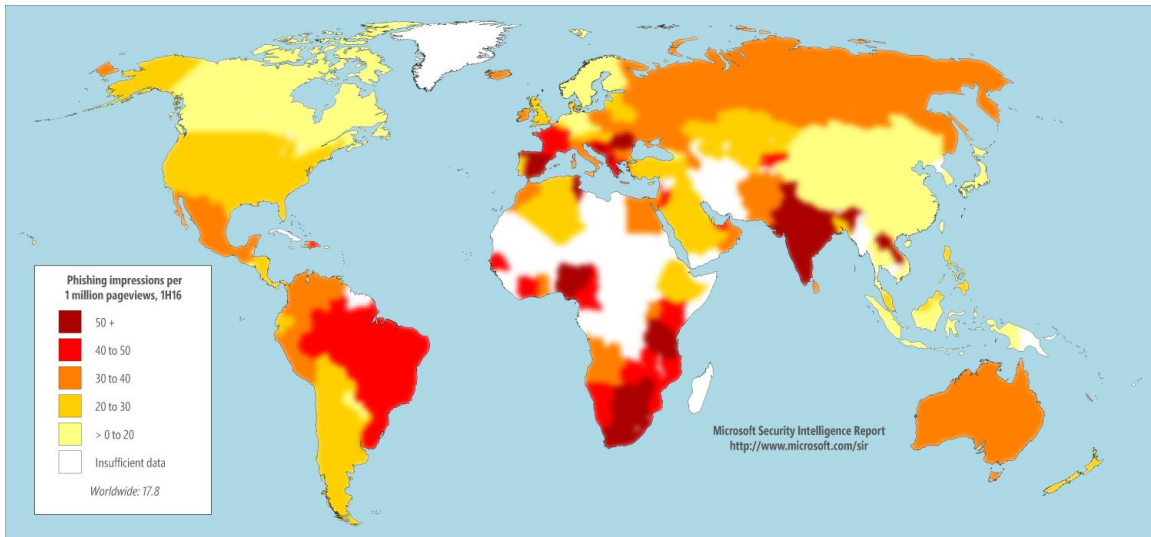
Phishing impression information from SmartScreen Filter includes anonymized information about the IP addresses of the clients making the reports, as well as the IP addresses of the phishing sites themselves. Performing geographic lookups on these addresses makes it possible to analyze patterns among both the computers that host phishing sites and the users that they target.

Figure 81. Phishing sites per 1,000 Internet hosts for locations around the world in 1H16



- SmartScreen Filter detected 9.1 phishing sites per 1,000 Internet hosts worldwide in 1H16.
- Locations hosting higher than average concentrations of phishing sites include Ukraine (18.8 per 1,000 Internet hosts in 1H16), South Africa (15.4), and Australia (14.5). Locations with low concentrations of phishing sites include Taiwan (1.5), Korea (2.0), and China (2.8).

Figure 82. Phishing impressions by client location per 1,000,000 pageviews in 1H16



- SmartScreen Filter reported 17.8 phishing attempts per 1,000,000 pageviews in 1H16.
- Locations with unusually high rates of phishing impressions included Nigeria (74.2 phishing impressions per 1,000 pageviews in 1H16), South Africa (62.6), and Spain (57.7).
- Locations with unusually low rates of phishing impressions include Korea (1.1 impressions per 1,000,000 pageviews in 1H16), China (1.6), and Russia (2.2).

Malware hosting sites

SmartScreen Filter helps provide protection against sites that are known to host malware, in addition to phishing sites. SmartScreen Filter uses file and URL reputation data and Microsoft antimalware technologies to determine whether sites distribute unsafe content. As with phishing sites, Microsoft collects anonymized data regarding how many people visit each malware hosting site and uses the information to improve SmartScreen Filter and to better combat malware distribution.

Figure 83. SmartScreen Filter in Microsoft Edge and Internet Explorer displays a warning when a user attempts to download an unsafe file

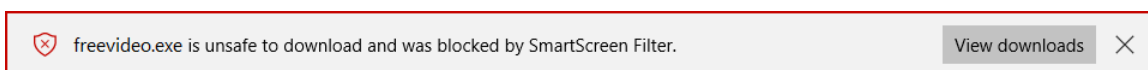
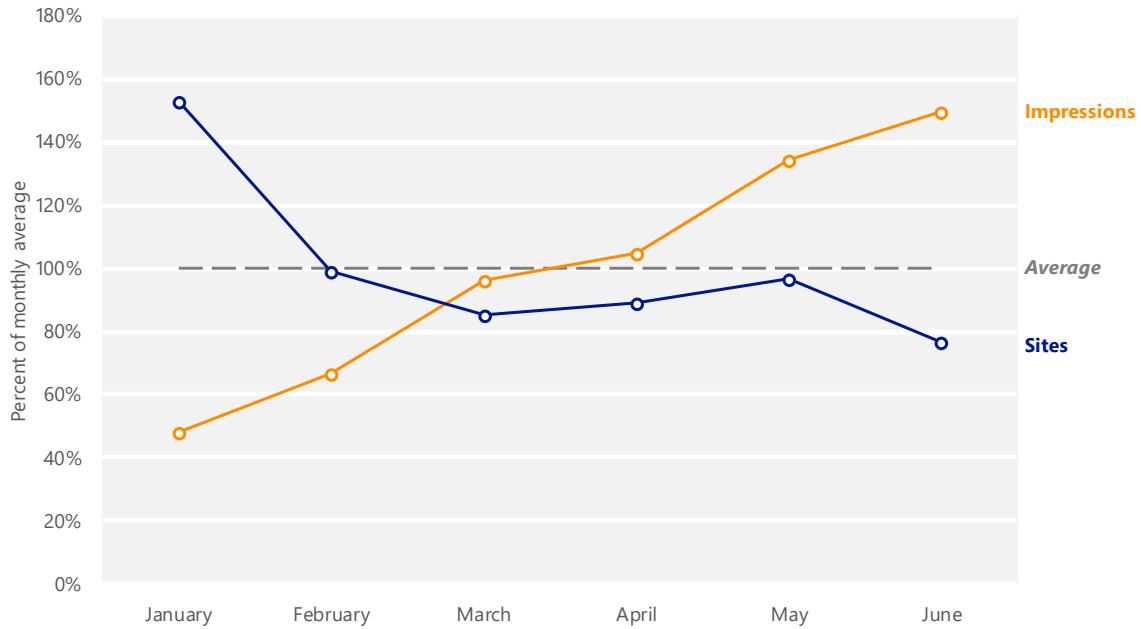


Figure 84 compares the volume of active malware hosting sites in the Microsoft database each month with the volume of malware impressions tracked.

Figure 84. Malware hosting sites and impressions tracked each month in 1H16, relative to the monthly average for each

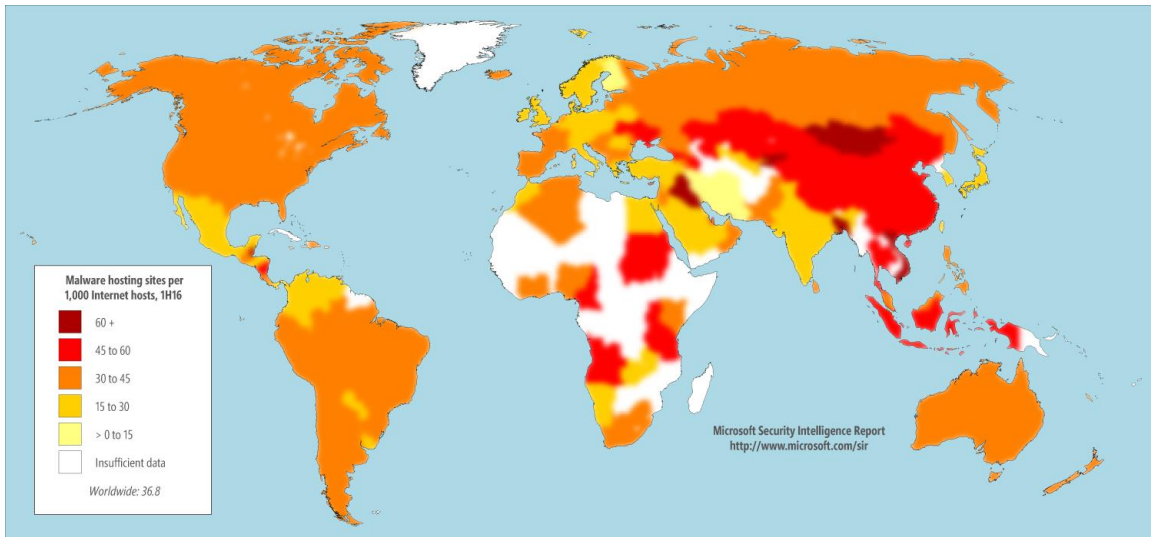


- Monthly malware impressions more than tripled from January to June due to several factors, including aggressive campaigns by attackers and improved detection and classification by SmartScreen Filter. In 2015, the MMPC updated its malware evaluation criteria to include ads that are deceptive and misleading, which are now classified as malware by SmartScreen Filter and blocked. Over the past year, the volume of ads that meet these criteria has increased, including an emerging subset designed to take advantage of users seeking technical support.

Global distribution of malware hosting sites and clients

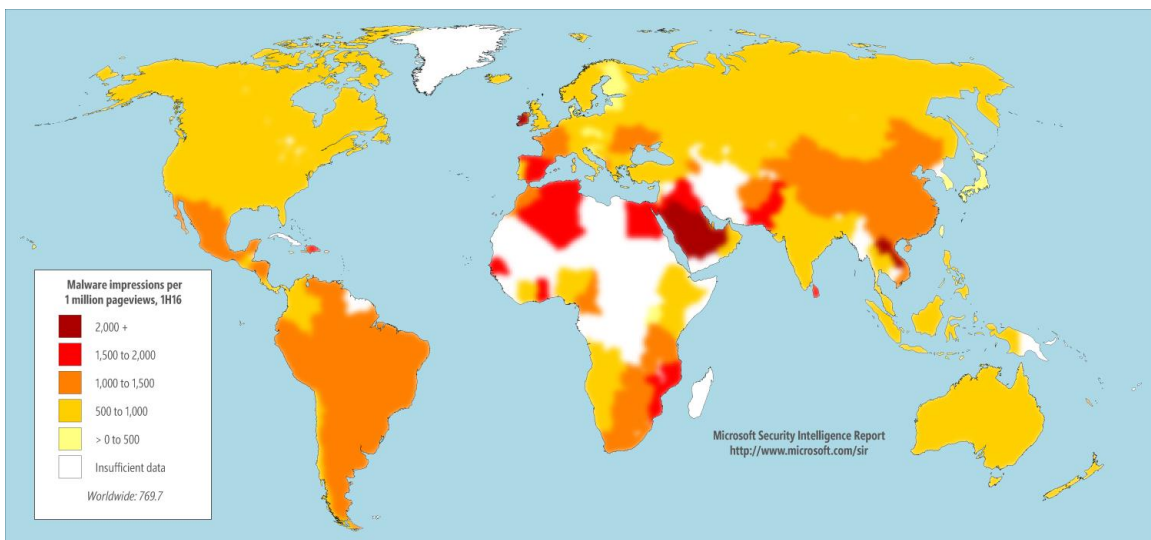
Figure 85 and Figure 86 show the geographic distribution of malware hosts and computers reporting impressions in 1H16.

Figure 85. Malware distribution sites per 1,000 Internet hosts for locations around the world in 1H16



- SmartScreen Filter detected 36.8 malware hosting sites per 1,000 Internet hosts worldwide in 1H16.
- China, which had a lower than average concentration of phishing sites (2.8 phishing sites per 1,000 Internet hosts in 1H16), also had a high concentration of malware hosting sites (59.6 malware hosting sites per 1,000 hosts in 1H16). Other locations with large concentrations of malware hosting sites included Vietnam (60.8), Ukraine (53.8), and Thailand (49.4). Locations with low concentrations of malware hosting sites included Finland (14.8), Austria (16.2), and Sweden (16.4).

Figure 86. Malware impressions by client location per 1,000,000 pageviews in 1H16



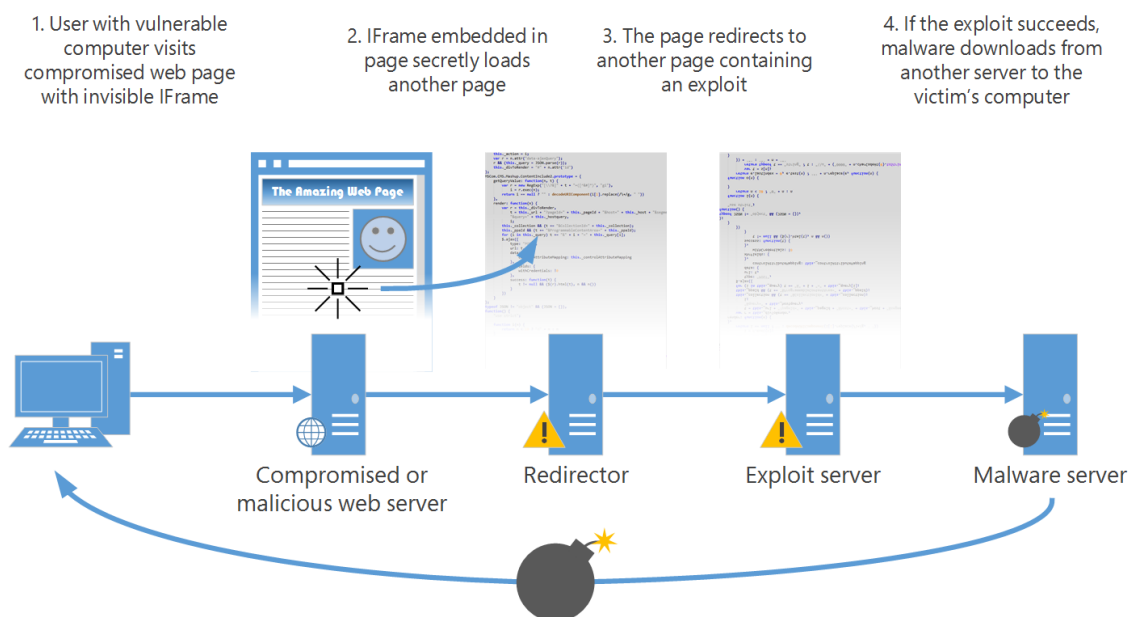
- Malware impressions were much more common than phishing impressions in 1H16. SmartScreen Filter reported 769.7 malware impressions per 1,000,000 pageviews during the period, compared to 17.8 phishing attempts per 1,000,000 pageviews.
- Locations that were heavily affected by malware impressions included Ireland (3,228.9 malware impressions per 1,000,000 pageviews in 1H16), Saudi Arabia (3,110.5), and the United Arab Emirates (2,046.2).
- Locations with unusually low malware impression rates included Korea (112.0), Japan (206.9), and Slovenia (311.3).

Drive-by download sites

A *drive-by download* site is a website that hosts one or more exploits that target vulnerabilities in web browsers and browser add-ons. Users with vulnerable computers can be infected with malware simply by visiting such a website, even without attempting to download anything.

Drive-by download pages are usually hosted on legitimate websites to which an attacker has posted exploit code. Attackers gain access to legitimate sites through intrusion or by posting malicious code to a poorly secured web form, like a comment field on a blog. Compromised sites can be hosted anywhere in the world and concern nearly any subject imaginable, making it difficult for even an experienced user to identify a compromised site from a list of search results.

Figure 87. One example of a drive-by download attack



Search engines such as Bing have taken a number of measures to help protect users from drive-by downloads. As Bing indexes webpages, they are assessed for malicious elements or malicious behavior. Because the owners of compromised sites are usually victims themselves, the sites are not removed from the Bing index. Instead, clicking the link in the list of search results displays a prominent warning, saying that the page may contain malicious software, as shown in Figure 88.

Figure 88. A drive-by download warning from Bing

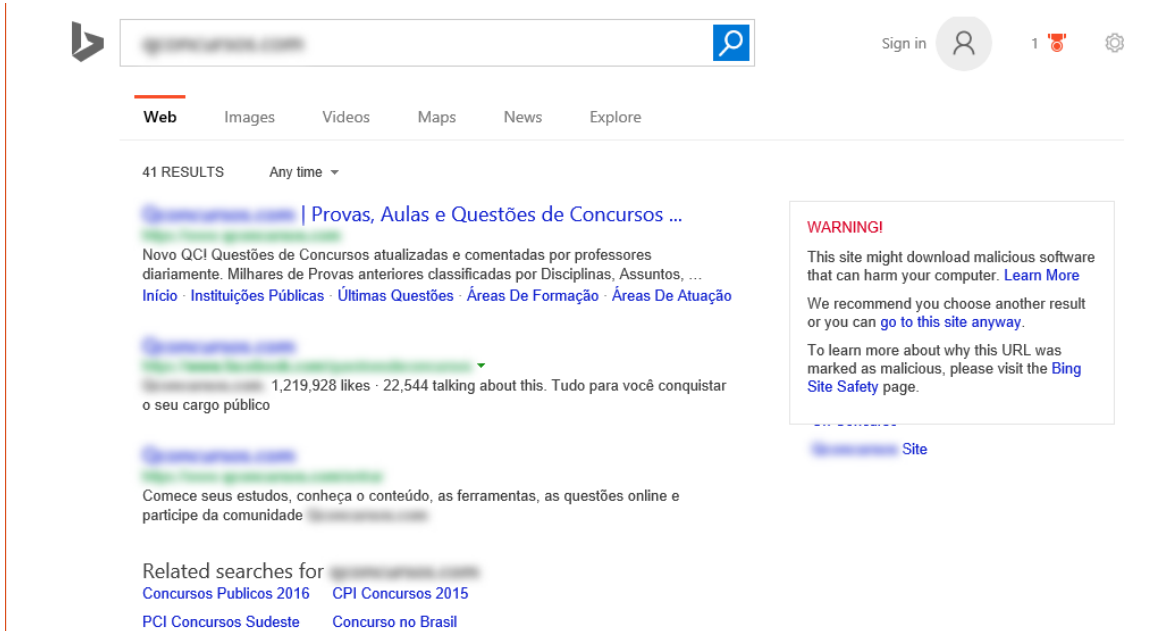
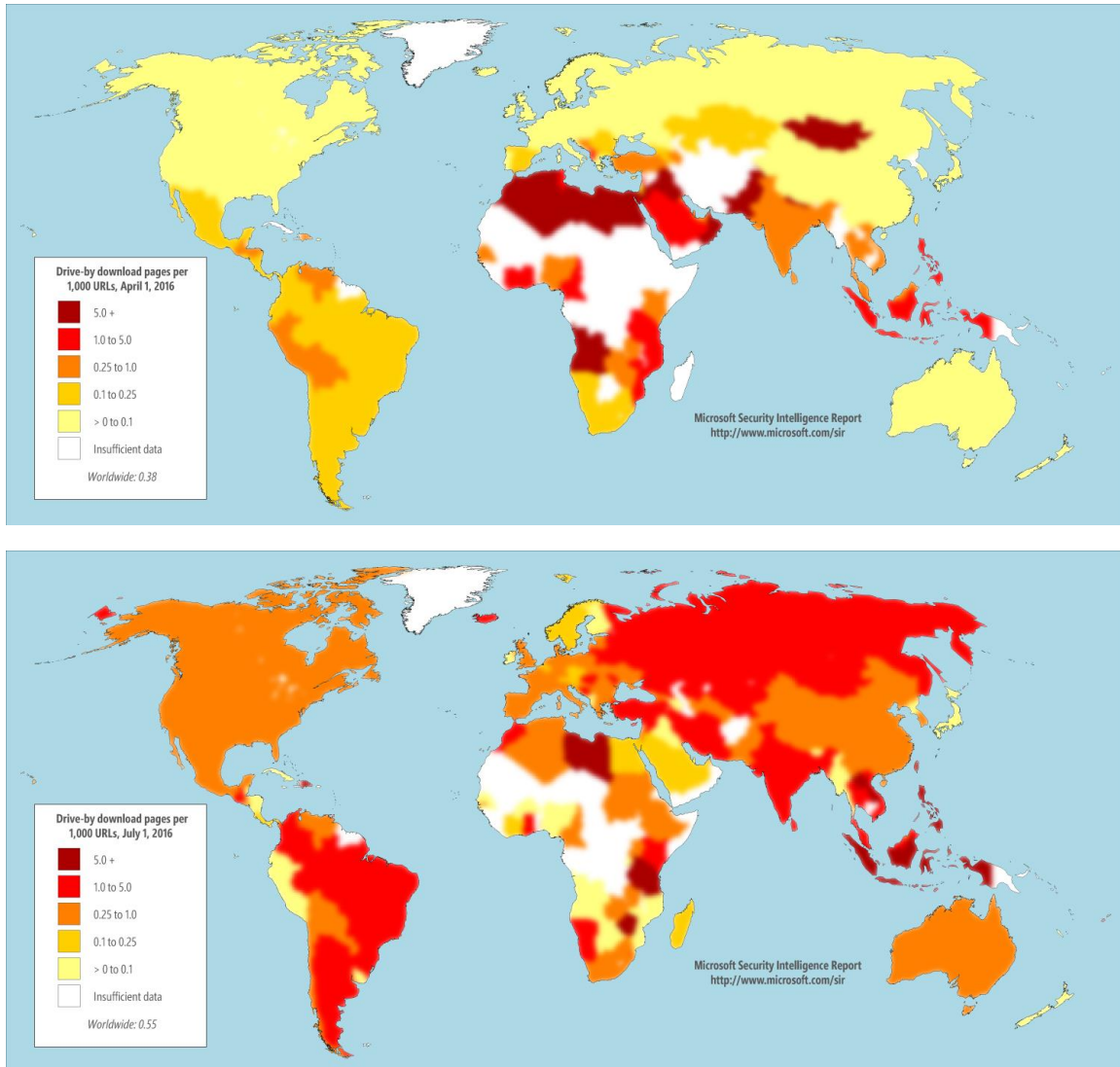


Figure 89 shows the concentration of drive-by download pages in countries and regions throughout the world at the end of 1Q16 and 2Q16, respectively.

Figure 89. Drive-by download pages indexed by Bing at the end of 1Q16 (top) and 2Q16 (bottom), per 1,000 URLs in each country/region



- Each map shows the concentration of drive-by download URLs tracked by Bing in each country or region on a reference date at the end of the associated quarter, expressed as the number of drive-by download URLs per every 1,000 URLs hosted in the country/region.
- Significant locations with high concentrations of drive-by download URLs in both quarters include Taiwan, with 7.4 drive-by URLs for every 1,000 URLs tracked by Bing at the end of 2Q16; Mongolia, with 3.1; and Iran, with 2.6.

Guidance: Protecting users from unsafe websites

One of the best ways organizations can protect their users from malicious and compromised websites is by mandating the use of web browsers with appropriate protection features built in and by promoting safe browsing practices. For in-depth guidance, see “Top security solutions” at www.microsoft.com/en-us/safety/pc-security/solutions.aspx.

Malware at Microsoft: Dealing with threats in the Microsoft environment

Microsoft IT

Microsoft IT provides information technology services internally for Microsoft employees and resources. Microsoft IT manages more than 600,000 devices for more than 150,000 users across more than 100 countries and regions worldwide. Safeguarding a computing infrastructure of this size requires implementation of strong security policies, technology to help keep malware off the network and away from mission-critical resources, and dealing with malware outbreaks swiftly and comprehensively when they occur.

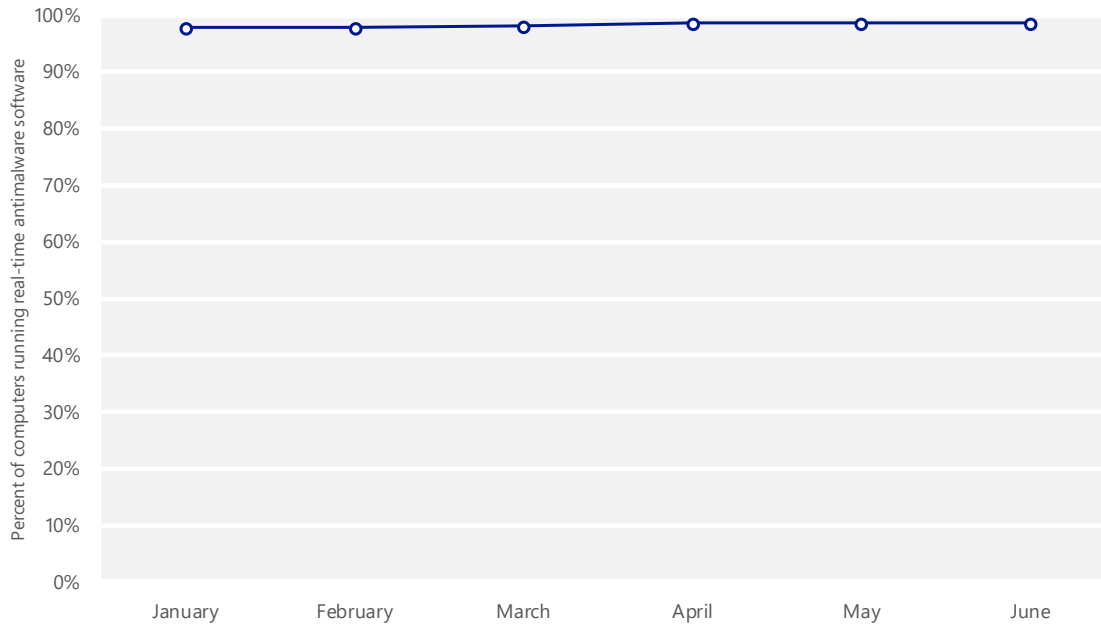
This section of the report compares the potential impact of malware to the levels of antimalware compliance from more than 600,000 workstation computers and devices managed by Microsoft IT between January and June 2016. This data is compiled from multiple sources, including Windows Defender, System Center Endpoint Protection (SCEP), Windows Event Forwarding (WEF), DirectAccess, forensics, and manual submission of suspicious files. Comparing the nature and volume of the malware detected on these computers to the level of protection they receive can illustrate significant trends and provide insights as to the effectiveness of antimalware software and security best practices.

Antimalware usage

Real-time antimalware software is required on all user devices that connect to the Microsoft corporate network. Windows Defender and System Center Endpoint Protection 2012 (SCEP) are the antimalware solutions that Microsoft IT deploys to its users. To be considered compliant with antimalware policies and standards, user computers must be running the latest version of the Defender or SCEP client, antimalware signatures must be no more than six days old, and real-time protection must be enabled.

Figure 90 shows the level of antimalware compliance in the Microsoft user workstation environment for each month in 1H16.

Figure 90. Percentage of computers at Microsoft running real-time antimalware software each month in 1H16



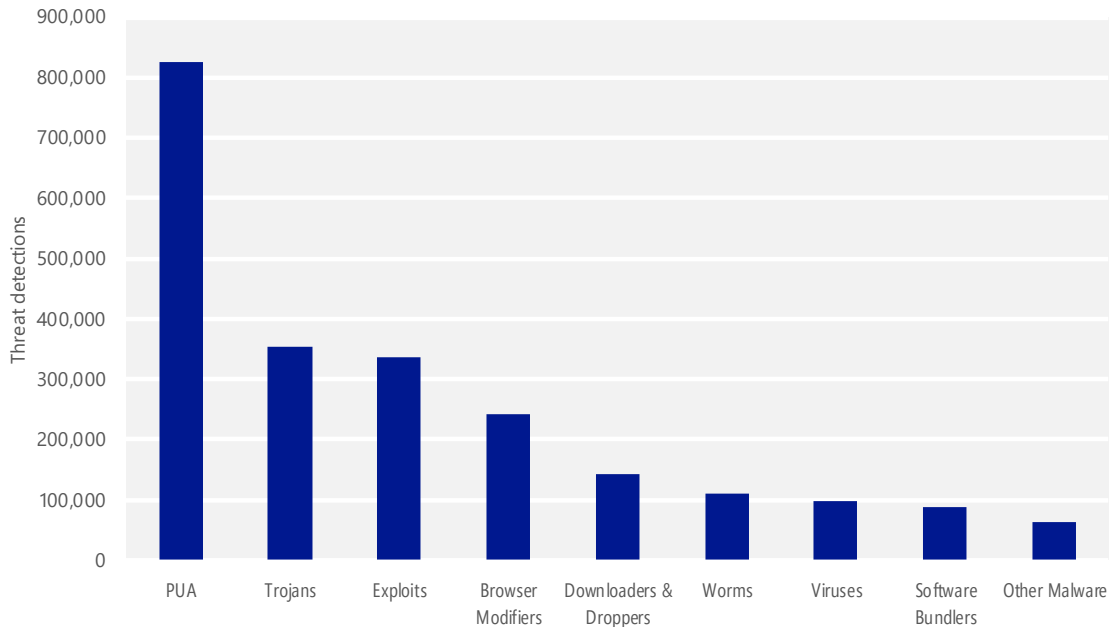
The average monthly compliance rate at Microsoft exceeded 97.8 percent each month during the first half of the year, reaching a high of 98.8 percent in June. In any network of this size, it is almost inevitable that a small number of computers will be in a noncompliant state at any given time. In most cases, these are computers that are being rebuilt or are otherwise in a state of change when online, rather than computers that have had their antimalware software intentionally disabled.

Microsoft IT believes that a compliance rate in excess of 97.8 percent among approximately half a million computers is an acceptable level of compliance. In most cases, attempting to boost a large organization's compliance rate the rest of the way to 100 percent will likely be a costly endeavor, and the end result—100 percent compliance—will be unsustainable over time.

Malware detections

Figure 91 shows the categories of malicious and unwanted software that were most frequently detected at Microsoft in 1H16.

Figure 91. Top categories of malicious and unwanted software detected by Windows Defender and System Center Endpoint Protection at Microsoft in 1H16

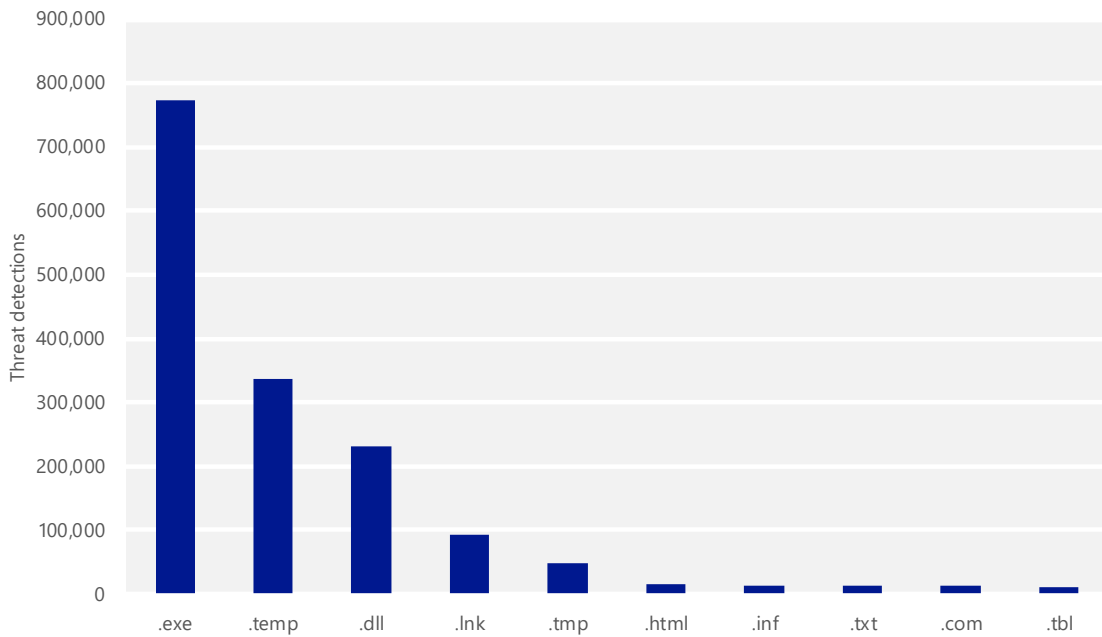


In this section, malware detections are defined as files and processes flagged by SCEP, regardless of the success or failure of automated containment or remediation. Malware detections are a measure of attempted malware activity, and do not necessarily indicate that a computer has been successfully infected. (Note that the methodology for assessing encounters used elsewhere in this report counts unique computers with detections, an approach that differs from the methodology used in this section, in which individual detections are counted. For example, if a computer encountered one trojan family in February and another one in June, it would only be counted once for the purposes of figures such as Figure 51 on page 82. In the preceding Figure 91, it would be counted twice, once for each detection.)

Potentially unwanted applications (PUA) accounted for the largest number of detections, with twice as many detections as the next most prevalent category. The large number of PUA detections is the result of Microsoft using the new PUA-blocking features in System Center Endpoint Protection to keep such programs out of enterprise networks. (See “Potentially unwanted applications in the enterprise” on page 101 for more information about this feature.)

Figure 92 shows the top 10 file types among threat detections at Microsoft in 1H16.

Figure 92. Top ten file types used by threats detected at Microsoft in 1H16



Executable program files with the .exe extension were the most commonly detected type of malicious file at Microsoft in 1H16. Malicious files with the .temp extension, typically used for temporary files, were the next most common type of threats, followed by .dll.

Transmission vectors

Examining the processes targeted by malware can help illustrate the methods that attackers use to propagate it. Figure 93 lists the top five transmission vectors used by the malware encountered at Microsoft in 1H16.

Figure 93. The top five transmission vectors used by malware encountered at Microsoft in 1H16

Rank	Process Description
1	File transfers in operating system
2	Cloud backup/storage
3	Web browsing
4	Non-operating-system tasks
5	Developing tools

The transmission vector most commonly used by infection attempts detected on Microsoft computers in 1H16 involved file transfers made through File Explorer,

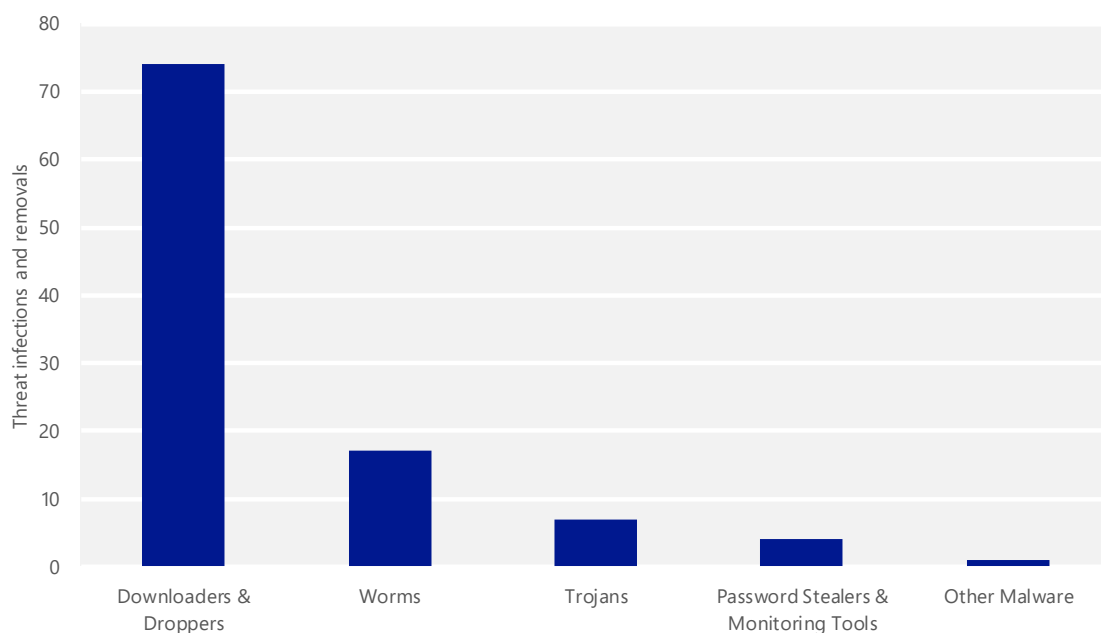
followed by cloud backup and storage services and web browsing. Non-operating-system tasks were fourth, followed by developing tools.

Malware infections

Because almost all of the computers at Microsoft run real-time security software at all times, most infection attempts are detected and blocked before they are able to infect the target computer. When Defender or SCEP do disinfect a computer, it is usually because the software's signature database has been updated to enable it to detect a threat that it did not recognize when the computer first encountered the threat. This lack of recognition may be because the threat is a new malware family, a new variant of a known family, a known variant that has been encrypted or otherwise repackaged to avoid detection, or because of some other reason. The MMPC constantly analyzes malware samples submitted to it, develops appropriate detection signatures, and deploys them to customers who use SCEP, Microsoft Security Essentials, and Windows Defender.

Figure 94 shows the most commonly detected categories of malicious and unwanted software that SCEP and Defender removed from computers at Microsoft in 1H16.

Figure 94. Infections and removals at Microsoft in 1H16, by category



As this chart shows, detection and infection statistics were significantly different in 1H16. For example, exploits, which accounted for more than 300,000 detections at Microsoft in 1H16, was not discovered infecting a single computer internally during the period. Most of the other categories also show clear differences between Figure 91 and Figure 94, although the ordering in the latter chart is significantly influenced by the low volumes involved.

Figure 95 shows the top 10 file types used by malware to infect computers at Microsoft in 1H16.

Figure 95. Infections and removals at Microsoft in 1H16, by file type

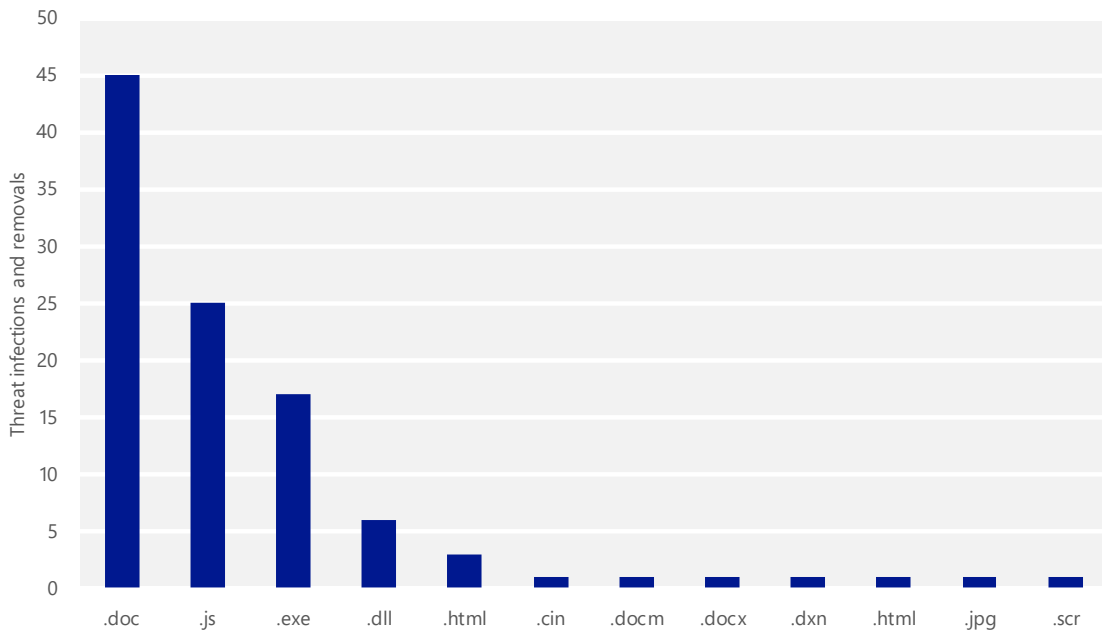
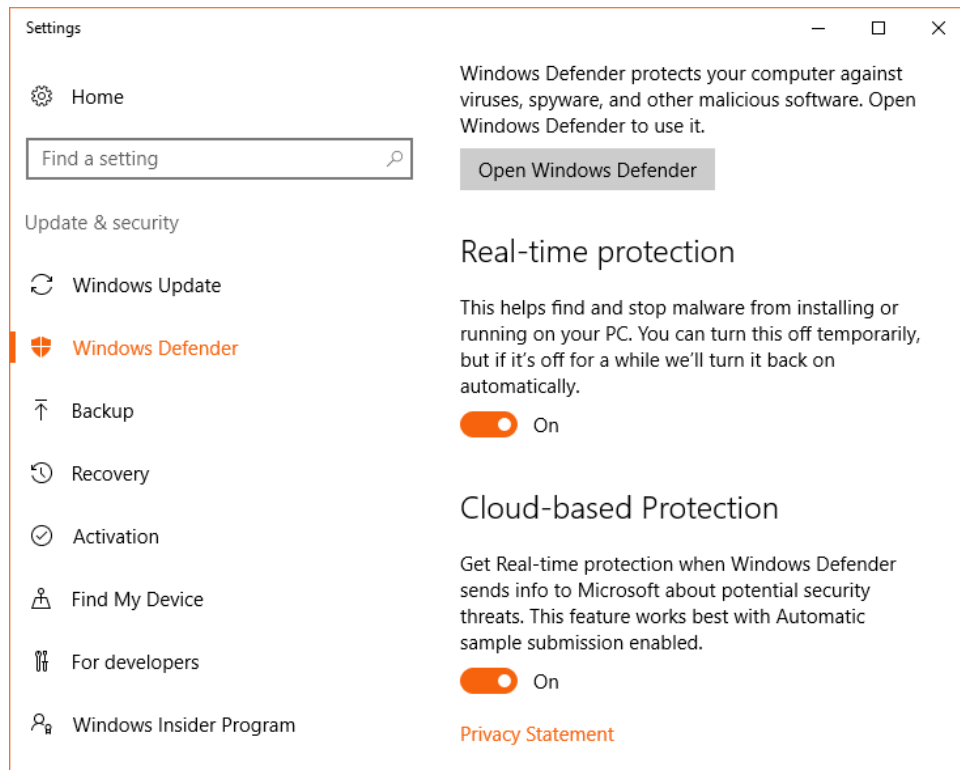


Figure 95 is important because it provides information about threats that Defender and SCEP did not detect when they were first encountered—and therefore provides a clue about the areas in which malware authors have been focusing their efforts in recent months. Almost half of the malicious files removed from computers at Microsoft by Defender and SCEP in 1H16 had the extension .doc, used for Microsoft Word binary files. The .js extension used by JavaScript script files was next, followed by malicious .exe files. Nine extensions accounted for the remaining files, with seven extensions accounting for a single file each.

What IT departments can do to protect their users

- Evaluate commercially available management tools, develop a plan, and implement a third-party update mechanism to disseminate non-Microsoft updates.
- Ensure that all software deployed on computers in the environment is updated regularly. If the software provider offers an automatic update utility similar to Microsoft Update, ensure that it is enabled by default. See [“Windows Update: FAQ”](#) at support.microsoft.com for instructions on enabling automatic updates of Microsoft software.
- Ensure that SmartScreen Filter is enabled in Microsoft Edge and Internet Explorer. See [“SmartScreen Filter: FAQ”](#) at support.microsoft.com for more information.
- Use Group Policy to enforce configurations for Windows Update, Windows Firewall, and SmartScreen Filter. See Knowledge Base article [KB328010](#) at support.microsoft.com, and [“Windows Firewall with Advanced Security Deployment Guide”](#) and [“Manage Privacy: SmartScreen Filter and Resulting Internet Communication”](#) at technet.microsoft.com for instructions.
- Set the default configuration for antimalware to enable real-time protection across all drives, including removable devices.
- Enable [Windows Defender Cloud Protection](#) in Windows 10 to automatically send information about suspicious files and behaviors to the Windows Defender Cloud, which can help identify and block threats during the first critical hours of an attack. For information about using Group Policy to enable cloud-based protection throughout your organization, see [Configure Windows Defender in Windows 10](#) at Microsoft TechNet.

Figure 96. Enabling cloud-based protection for Windows Defender in Windows 10



- Identify business dependencies on Java and develop a plan to minimize its use where it is not needed.
- Use AppLocker to block the installation and use of unwanted software such as Java or peer-to-peer (P2P) applications. See “AppLocker” at technet.microsoft.com for more information.
- Implement the Enhanced Mitigation Experience Toolkit (EMET), if possible, to minimize exploitation of vulnerabilities in all software in your environment. See technet.microsoft.com/security/jj653751 for more information.
- Implement strong password policies, and require employees to change their passwords periodically.
- Strengthen authentication by using smart cards. See “Smart Cards” at technet.microsoft.com for more information.
- Use Network Access Protection (NAP) and DirectAccess (DA) to enforce compliance policies for firewall, antimalware, and patch management on remote computers that connect to a corporate network. See “Network

[Access Protection](#)” at msdn.microsoft.com and “[Windows 7 DirectAccess Explained](#)” at technet.microsoft.com for more information.

- Enable the following Windows PowerShell v5 security features via [Windows Management Framework 5.0](#):
 - Script block logging
 - System-wide transcripts
 - Constrained PowerShell
 - Antimalware integration (AMSI) in Windows 10
- For more information about how Microsoft IT works to ensure a trusted computing environment, see the following articles at the Microsoft IT Showcase (microsoft.com/itshowcase):
 - [Microsoft IT uses Windows Defender to boost malware protection](#)
 - [Using Windows Defender telemetry to help mitigate malware attacks](#)

Appendixes

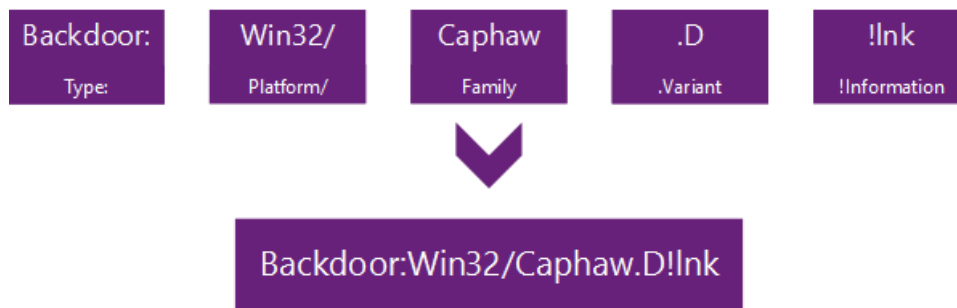
Appendix A: Threat naming conventions	135
Appendix B: Data sources.....	137
Appendix C: Worldwide encounter and infection rates.....	140
Glossary	145
Threat families referenced in this report.....	155
Index	162

Appendix A: Threat naming conventions

Microsoft names the malware and unwanted software that it detects according to the Computer Antivirus Research Organization (CARO) Malware naming scheme.

This scheme uses the following format:

Figure 97. The Microsoft malware naming convention



When Microsoft analysts research a particular threat, they will determine what each of the components of the name will be.

Type

The type describes what the threat does on a computer. Worms, trojans, and viruses are some of the most common types of threats Microsoft detects.

Platform

The platform refers to the operating system (such as Windows, Mac OS X, and Android) that the threat is designed to work on. Platforms can also include programming languages and file formats.

Family

A group of threats with the same name is known as a family. Sometimes different security software companies use different names.

Variant letters

Variant letters are used sequentially for each different version or member of a family. For example, the detection for the variant “.AF” would have been created after the detection for the variant “.AE.”

Additional information

Additional information is sometimes used to describe a specific file or component that is used by another threat in relation to the identified threat. In the preceding example, the !Ink indicates that the threat is a shortcut file used by the Backdoor:Win32/Caphaw.D variant, as shortcut files usually use the extension .lnk.

Appendix B: Data sources

Data included in the *Microsoft Security Intelligence Report* is gathered from a wide range of Microsoft products and services whose users have opted in to provide usage data. The scale and scope of this telemetry data allows the report to deliver the most comprehensive and detailed perspective on the threat landscape that is available in the software industry:

- [Azure Security Center](#) is a service that helps organizations prevent, detect, and respond to threats by providing increased visibility into the security of cloud workloads and using advanced analytics and threat intelligence to detect attacks.
- [Bing](#), the search and decision engine from Microsoft, contains technology that performs billions of webpage scans per year to seek out malicious content. After such content is detected, Bing displays warnings to users about it to help prevent infection.
- [Exchange Online](#) is the Microsoft-hosted email service for business. Exchange Online antimalware and antispam services scan billions of messages every year to identify and block spam and malware.
- The [Malicious Software Removal Tool](#) (MSRT) is a free tool that Microsoft designed to help identify and remove specific prevalent malware families from customer computers. The MSRT is primarily released as an important update through Windows Update, Microsoft Update, and Automatic Updates. A version of the tool is also available from the Microsoft Download Center. The MSRT was downloaded and executed more than 600 million times each month on average in 1H16. The MSRT is not a replacement for an up-to-date real-time antivirus solution.
- The [Microsoft Safety Scanner](#) is a free downloadable security tool that provides on-demand scanning and helps remove malware and other malicious software. The Microsoft Safety Scanner is not a replacement for an up-to-date antivirus solution, because it does not offer real-time protection and cannot prevent a computer from becoming infected.
- [Microsoft Security Essentials](#) is a free, easy-to-download real-time protection product that provides basic, effective antivirus and antispymware protection for Windows Vista and Windows 7.

- [Microsoft System Center Endpoint Protection](#) (formerly Forefront Client Security and Forefront Endpoint Protection) is a unified product that provides protection from malware and unwanted software for enterprise desktops, laptops, and server operating systems. It uses the Microsoft Malware Protection Engine and the Microsoft antivirus signature database to provide real-time, scheduled, and on-demand protection.
- [Office 365](#) is the Microsoft Office subscription service for business and home users. Select business plans include access to Office 365 Advanced Threat Protection.
- [SmartScreen Filter](#), a feature in Microsoft Edge and Internet Explorer, offers users protection against phishing sites and sites that host malware. Microsoft maintains a database of phishing and malware sites reported by users of Microsoft Edge, Internet Explorer, and other Microsoft products and services. When a user attempts to visit a site in the database with the filter enabled, the browser displays a warning and blocks navigation to the page.
- [Windows Defender](#) in Windows 8, Windows 8.1, and Windows 10 provides real-time scanning and removal of malware and unwanted software.
- [Windows Defender Advanced Threat Protection](#) is a new service built into Windows 10 Anniversary Update that enables enterprise customers to detect, investigate, and remediate advanced persistent threats and data breaches on their networks.
- [Windows Defender Offline](#) is a downloadable tool that can be used to create a bootable CD, DVD, or USB flash drive to scan a computer for malware and other threats. It does not offer real-time protection and is not a substitute for an up-to-date antimalware solution.

Figure 98. US privacy statements for the Microsoft products and services used in this report

Product or service	Privacy statement URL
Azure Security Center	www.microsoft.com/en-us/privacystatement/OnlineServices/Default.aspx
Bing	privacy.microsoft.com/en-us/privacystatement/
Exchange Online, Office 365	www.microsoft.com/online/legal/v2/?docid=43
Internet Explorer 11	privacy.microsoft.com/en-us/internet-explorer-ie11-preview-privacy-statement
Malicious Software Removal Tool	www.microsoft.com/en-us/safety/pc-security/msrt-privacy.aspx
Microsoft Edge	privacy.microsoft.com/en-us/privacystatement/
Microsoft Safety Scanner	www.microsoft.com/security/scanner/en-us/privacy.aspx
Microsoft Security Essentials	windows.microsoft.com/en-us/windows/security-essentials-privacy
System Center Endpoint Protection	https://www.microsoft.com/privacystatement/en-us/SystemCenter2012R2/Default.aspx#tilepspSystemCenter2012R2EndpointProtectionModule
Windows Defender in Windows 10	privacy.microsoft.com/en-us/privacystatement/
Windows Defender Offline	privacy.microsoft.com/en-us/windows-defender-offline-privacy

Appendix C: Worldwide encounter and infection rates

“Malicious and unwanted software” on page 71 explains how threat patterns differ significantly in different parts of the world. Figure 99 shows the infection and encounter rates for 1Q16 and 2Q16 for locations around the world.²⁶ See page 52 for information about how infection and encounter rates are calculated.

Figure 99. Encounter and infection rates for locations around the world, 1Q16–2Q16, by quarter (100,000 computers reporting minimum)

Country/region	CCM 1Q16	CCM 2Q16	ER 1Q16	ER 2Q16
<i>Worldwide</i>	8.4	8.8	18.3%	21.2%
Albania	32.3	24.0	35.6%	35.3%
Algeria	45.5	44.6	41.2%	39.1%
Angola	43.1	42.4	35.1%	36.6%
Argentina	15.8	12.7	27.1%	23.0%
Armenia	13.7	10.2	38.4%	36.1%
Australia	7.7	5.4	14.5%	13.0%
Austria	5.7	4.0	13.2%	12.2%
Azerbaijan	29.4	23.3	34.7%	33.8%
Bahamas, The	—	12.0	—	—
Bahrain	39.4	30.3	32.3%	0.0%
Bangladesh	29.2	24.9	42.4%	41.1%
Barbados	—	10.2	—	—
Belarus	6.9	5.7	34.5%	32.8%
Belgium	8.3	6.0	14.9%	13.5%
Bolivia	27.9	25.5	26.7%	26.6%
Bosnia and Herzegovina	26.7	17.6	29.3%	26.3%
Brazil	14.0	14.3	29.9%	29.4%

²⁶ Encounter rate and CCM are shown for locations with at least 100,000 computers running Microsoft real-time security products and the Malicious Software Removal Tool, respectively, during a quarter. Only computers whose users have opted in to provide data to Microsoft are considered when calculating encounter and infection rates.

Country/region	CCM 1Q16	CCM 2Q16	ER 1Q16	ER 2Q16
Bulgaria	12.6	9.8	25.6%	24.2%
Cambodia	26.3	23.7	39.1%	39.1%
Cameroon	35.7	34.0	—	—
Canada	7.2	4.9	14.7%	13.5%
Chile	16.6	13.0	25.7%	22.7%
China	4.6	5.3	19.1%	21.1%
Colombia	16.1	13.6	25.1%	23.6%
Costa Rica	15.2	10.9	19.2%	17.0%
Côte d'Ivoire	25.3	24.8	35.7%	33.8%
Croatia	16.4	8.6	25.1%	20.8%
Cyprus	16.8	12.0	23.0%	18.1%
Czech Republic	7.4	5.5	17.7%	15.2%
Denmark	5.1	3.1	12.1%	10.0%
Dominican Republic	26.9	22.1	31.0%	27.2%
Ecuador	22.0	16.8	26.3%	23.2%
Egypt	36.8	34.5	40.9%	37.3%
El Salvador	22.5	17.1	23.2%	20.9%
Estonia	10.2	4.6	19.8%	17.9%
Finland	4.7	2.1	9.2%	7.9%
France	6.6	5.6	17.0%	15.3%
Georgia	18.7	13.7	31.0%	29.9%
Germany	4.3	3.2	13.0%	13.0%
Ghana	32.0	29.9	40.3%	33.8%
Greece	14.6	8.3	22.4%	18.7%
Guadeloupe	10.7	9.7	—	—
Guatemala	23.8	19.3	22.4%	21.4%
Honduras	29.5	22.1	26.0%	23.5%
Hong Kong SAR	12.6	7.4	17.7%	17.0%
Hungary	8.9	5.7	23.3%	19.2%
Iceland	6.9	3.8	14.6%	12.6%
India	35.6	26.9	35.4%	32.6%
Indonesia	45.1	34.4	47.5%	45.2%

Country/region	CCM 1Q16	CCM 2Q16	ER 1Q16	ER 2Q16
Iraq	62.5	59.8	38.1%	36.9%
Ireland	10.3	6.3	14.0%	11.6%
Israel	14.3	10.0	25.4%	24.9%
Italy	9.1	7.2	22.2%	18.8%
Jamaica	25.8	16.9	27.2%	24.2%
Japan	2.5	2.2	6.9%	6.6%
Jordan	46.3	39.2	37.8%	35.8%
Kazakhstan	12.5	10.3	36.3%	34.9%
Kenya	26.9	23.1	32.4%	29.9%
Korea	6.3	6.6	15.7%	15.8%
Kuwait	34.5	25.4	27.1%	26.2%
Latvia	9.7	5.2	22.6%	20.5%
Lebanon	40.8	33.2	31.2%	29.4%
Libya	82.8	78.3	—	—
Lithuania	13.3	7.1	23.8%	19.9%
Luxembourg	7.7	5.1	15.1%	13.9%
Macao SAR	15.1	9.8	—	—
Macedonia, FYRO	26.3	16.7	30.2%	27.5%
Malaysia	28.7	20.4	29.6%	27.6%
Malta	15.0	8.0	18.7%	16.2%
Martinique	9.3	8.3	—	—
Mauritius	26.8	18.1	29.1%	0.0%
Mexico	20.6	17.2	24.4%	23.8%
Moldova	12.1	8.6	31.9%	30.1%
Mongolia	59.5	55.9	47.0%	49.3%
Morocco	39.5	36.0	36.9%	34.9%
Mozambique	—	32.5	—	—
Namibia	—	18.8	—	—
Nepal	42.4	39.5	42.1%	41.1%
Netherlands	6.6	3.6	15.2%	13.0%
New Zealand	7.7	5.4	13.1%	11.8%
Nicaragua	21.9	15.3	23.4%	0.0%

Country/region	CCM 1Q16	CCM 2Q16	ER 1Q16	ER 2Q16
Nigeria	34.1	28.4	30.3%	28.7%
Norway	5.4	3.1	10.7%	10.0%
Oman	55.5	45.6	36.9%	35.1%
Pakistan	42.6	37.3	48.8%	45.4%
Palestinian Authority	48.0	47.9	46.7%	42.4%
Panama	18.1	14.5	21.1%	20.8%
Paraguay	19.9	16.0	24.4%	22.6%
Peru	24.9	21.9	24.6%	25.9%
Philippines	42.7	31.5	39.6%	35.6%
Poland	9.1	6.9	23.1%	19.7%
Portugal	10.1	7.0	22.9%	20.5%
Puerto Rico	15.9	10.1	22.2%	19.6%
Qatar	31.9	21.4	29.3%	27.8%
Réunion	11.8	9.8	19.4%	18.5%
Romania	16.2	11.8	27.6%	24.4%
Russia	5.8	4.7	27.2%	24.9%
Saudi Arabia	38.3	28.8	31.6%	28.6%
Senegal	26.5	24.7	38.3%	37.2%
Serbia	23.0	13.5	28.3%	25.6%
Singapore	12.6	8.1	20.2%	19.4%
Slovakia	11.2	7.5	18.6%	15.7%
Slovenia	9.8	5.3	18.7%	16.5%
South Africa	18.0	14.8	24.0%	23.0%
Spain	12.5	8.9	22.6%	19.3%
Sri Lanka	26.9	21.2	31.0%	28.8%
Sweden	6.3	3.5	12.2%	10.3%
Switzerland	5.5	4.3	11.7%	12.9%
Taiwan	9.9	7.5	19.8%	22.3%
Tanzania	32.5	33.1	41.5%	38.0%
Thailand	30.0	25.3	36.4%	34.9%
Trinidad and Tobago	20.2	12.0	21.7%	18.5%
Tunisia	39.4	34.0	37.4%	36.4%

Country/region	CCM 1Q16	CCM 2Q16	ER 1Q16	ER 2Q16
Turkey	24.9	22.9	34.8%	31.4%
Ukraine	6.3	5.2	34.2%	31.7%
United Arab Emirates	36.5	23.7	30.4%	27.4%
United Kingdom	6.7	4.4	13.7%	11.5%
United States	4.9	4.3	11.9%	12.0%
Uruguay	16.3	12.7	23.0%	20.3%
Venezuela	25.2	21.6	30.4%	28.0%
Vietnam	25.7	23.3	45.9%	45.7%
Zambia	—	27.1	—	—
Zimbabwe	32.1	27.6	—	—
<i>Worldwide</i>	<i>8.4</i>	<i>8.8</i>	<i>18.3%</i>	<i>21.2%</i>

Glossary

For additional information about these and other terms, visit the MMPC glossary at www.microsoft.com/en-us/security/portal/mmpc/shared/glossary.aspx.

account credentials

Information presented to a service provider to verify that the holder of the credentials is authorized to access an account. Account credentials typically take the form of user names paired with passwords, but other forms of identification are possible.

ActiveX control

A software component of Microsoft Windows that can be used to create and distribute small applications through Internet Explorer. ActiveX controls can be developed and used by software to perform functions that would otherwise not be available using typical Internet Explorer capabilities. Because ActiveX controls can be used to perform a wide variety of functions, including downloading and running programs, vulnerabilities discovered in them may be exploited by malware. In addition, cybercriminals may also develop their own ActiveX controls, which can do damage to a computer if a user visits a webpage that contains the malicious ActiveX control.

Address Space Layout Randomization (ASLR)

A security feature in recent versions of Windows that randomizes the memory locations used by system files and other programs, which makes it harder for an attacker to exploit the system by targeting specific memory locations.

adware

A program that displays advertisements. Although some adware can be beneficial by subsidizing a program or service, other adware programs may display advertisements without adequate consent.

ASLR

See *Address Space Layout Randomization (ASLR)*.

backdoor trojan

A type of trojan that provides attackers with remote unauthorized access to and control of infected computers. Bots are a subcategory of backdoor trojans. Also see *botnet*.

Bitcoin

A form of digital currency. Bitcoins can be used to buy things online or exchange them for real money.

botnet

A set of computers controlled by a command-and-control (C&C) computer to execute commands as directed. The C&C computer can issue commands directly (often through Internet Relay Chat [IRC]) or by using a decentralized mechanism, such as peer-to-peer (P2P) networking. Computers in a botnet are often called bots, nodes, or zombies.

buffer overflow

An error in an application in which the data written into a buffer exceeds the current capacity of that buffer, thus overwriting adjacent memory. Because memory is overwritten, unreliable program behavior may result and, in certain cases, allow arbitrary code to run.

C&C

See *command and control (C&C)*.

CCM

Short for *computers cleaned per mille* (thousand). The number of computers cleaned for every 1,000 executions of the Microsoft Malicious Software Removal Tool (MSRT). For example, if the MSRT has 50,000 executions in a particular location in the first quarter of the year and removes infections from 200 computers, the CCM for that location in the first quarter of the year is 4.0 ($200 \div 50,000 \times 1,000$). Also see *encounter rate*.

clean

To remove malware or potentially unwanted software from an infected computer. A single cleaning can involve multiple disinfections.

cloud-based detection

A detection signature that detects files that have been automatically identified as malicious through the cloud-based protection feature of Windows Defender.

command and control (C&C)

A server that acts as a command center for one or more compromised computers. Botnet operators use C&C servers to issue commands to computers in the botnet.

credentials

See *account credentials*.

cross-site scripting

Abbreviated XSS. An attack technique in which an attacker inserts malicious HTML and JavaScript into a vulnerable Web page, often in an effort to distribute malware or to steal sensitive information from the Web site or its visitors. Despite the name, cross-site scripting does not necessarily involve multiple websites. Persistent cross-site scripting involves inserting malicious code into a database used by a web application, potentially causing the code to be displayed for large numbers of visitors.

Data Execution Prevention (DEP)

A security technique designed to prevent buffer overflow attacks. DEP enables the system to mark areas of memory as non-executable, which prevents code in those memory locations from running.

DDoS

See *distributed denial of service (DDoS)*.

DEP

See *Data Execution Prevention (DEP)*.

detection signature

A set of characteristics that can identify a malware family or variant. Signatures are used by antimalware products to determine whether a file is malicious or not. Also see *definition*.

detonation chamber

A sandbox environment in which potentially dangerous files can be automatically launched and monitored for possible malicious activity.

disclosure

Revelation of the existence of a vulnerability to a third party.

disinfect

To remove a malware or potentially unwanted software component from a computer or to restore functionality to an infected program. Compare with *clean*.

distributed denial of service (DDoS)

A form of denial of service (DoS) that uses multiple computers to attack the target. Considerable resources may be required to exhaust a target computer

and cause it to fail to respond. Often multiple computers are used to perform these types of malicious attack and increase the attack's chances of success. This can occur, for example, when a number of compromised computers, such as those that comprise a botnet, are commandeered and ordered to access a target network or server over and over again within a small period of time.

DNS

See *Domain Name System*.

Domain Name System

The infrastructure used for name resolution on the Internet. It comprises a hierarchical collection of name servers which translate alphanumeric domain names to numeric IP addresses, and vice versa.

downloader

See *downloader/dropper*.

downloader/dropper

A form of trojan that installs other malicious files to a computer that it has infected, either by downloading them from a remote computer or by obtaining them directly from a copy contained in its own code.

dropper

See *downloader/dropper*.

encounter

An instance of security software detecting a threat and blocking, quarantining, or removing it from the computer.

encounter rate

The percentage of computers running Microsoft real-time security software that report detecting malware or potentially unwanted software, or report detecting a specific threat or family, during a period. Also see *infection rate*.

exploit

Malicious code that takes advantage of software vulnerabilities to infect a computer or perform other harmful actions.

exploit kit

A collection of exploits bundled together and sold as commercial software. A typical kit contains a collection of web pages that contain exploits for vulnerabilities in popular web browsers and add-ons, along with tools for managing and updating the kit.

firewall

A program or device that monitors and regulates traffic between two points, such as a single computer and the network server, or one server to another.

generic

A type of signature that is capable of detecting a variety of malware samples from a specific family, or of a specific type.

hash

Text that has been encoded using a one-way cryptographic function that prevents it from being decrypted. Also refers to a checksum produced by a hash function to identify or authenticate data.

heuristics

A tool or technique that can help identify common patterns. This can be useful for making generic detections for a malware family.

IFrame

Short for *inline frame*. An IFrame is an HTML document that is embedded in another HTML document. Because the IFrame loads another webpage, it can be used by criminals to place malicious content, such as a script that downloads and installs spyware, into non-malicious HTML pages that are hosted by trusted websites.

in the wild

Said of malware that is currently detected on active computers connected to the Internet, as compared to those confined to internal test networks, malware research laboratories, or malware sample lists.

infection

The presence of malware on a computer, or the act of delivering or installing malware on a computer. Also see *encounter*.

infection rate

See *CCM*.

jailbreaking

See *rooting*.

Malicious Software Removal Tool

A free tool that Microsoft designed to help identify and remove specific prevalent malware families from customer computers. An updated version of the tool is released each month through Windows Update and other updating

services. The MSRT is not a replacement for an up-to-date real-time antivirus solution.

malware

Short for *malicious software*. The general name for programs that perform unwanted actions on a computer, such as stealing personal information. Some malware can steal banking details, lock a computer until the user pays a ransom, or use the computer to send spam. Viruses, worms and trojans are all types of malware.

malware impression

A single instance of a user attempting to visit a page known to host malware and being blocked by SmartScreen Filter in Microsoft Edge or Internet Explorer. Also see *phishing impression*.

man-in-the-middle attack

A form of eavesdropping in which a malicious hacker gets in the middle of network communications. The malicious hacker can then manipulate messages or gather information without the people doing the communication knowing.

monitoring tool

Software that monitors activity, usually by capturing keystrokes or screen images. It may also include network sniffing software. Also see *password stealer (PWS)*.

MSRT

See *Malicious Software Removal Tool*.

P2P

See *peer-to-peer (P2P)*.

password stealer (PWS)

Malware that is specifically used to transmit personal information, such as user names and passwords. A PWS often works in conjunction with a keylogger. Also see *monitoring tool*.

payload

The actions conducted by a piece of malware for which it was created. Payloads can include, but are not limited to, downloading files, changing system settings, displaying messages, and logging keystrokes.

peer-to-peer (P2P)

A system of network communication in which individual nodes are able to communicate with each other without the use of a central server.

phishing

A method of credential theft that tricks Internet users into revealing personal or financial information online. Phishers use phony websites or deceptive email messages that mimic trusted businesses and brands to steal personally identifiable information (PII), such as user names, passwords, credit card numbers, and identification numbers.

phishing impression

A single instance of a user attempting to visit a known phishing page and being blocked by SmartScreen Filter in Microsoft Edge or Internet Explorer. Also see *malware impression*.

potentially unwanted application (PUA)

A program that doesn't meet the criteria to be considered unwanted software, but still exhibits behaviors that may be considered undesirable, particularly in enterprise environments.

PUA

See *potentially unwanted application (PUA)*.

ransomware

A type of malware that prevents use of a computer or access to the data that it contains until the user pays a certain amount to a remote attacker (the "ransom"). Computers that have ransomware installed usually display a screen containing information on how to pay the "ransom." A user cannot usually access anything on the computer beyond the screen.

rogue security software

Software that appears to be beneficial from a security perspective but that provides limited or no security capabilities, generates a significant number of erroneous or misleading alerts, or attempts to socially engineer the user into participating in a fraudulent transaction.

rooting

Obtaining administrative user rights on a mobile device through the use of exploits. Device owners sometimes use such exploits intentionally to gain access to additional functionality, but these exploits can also be used by attackers to infect devices with malware that bypasses many typical security systems. The

term “rooting” is typically used in the context of Android devices; the comparable process on iOS devices is more commonly referred to as jailbreaking.

rootkit

A program whose main purpose is to perform certain functions that cannot be easily detected or undone by a system administrator, such as hiding itself or other malware.

sandbox

A specially constructed portion of a computing environment in which potentially dangerous programs or processes may run without causing harm to resources outside the sandbox.

SEHOP

See *Structured Exception Handler Overwrite Protection (SEHOP)*.

signature

See *detection signature*.

social engineering

A technique that defeats security precautions by exploiting human vulnerabilities. Social engineering scams can be both online (such as receiving email messages that ask the recipient to click the attachment, which is actually malware) and offline (such as receiving a phone call from someone posing as a representative from one’s credit card company). Regardless of the method selected, the purpose of a social engineering attack remains the same—to get the targeted user to perform an action of the attacker's choice.

software bundler

A program that installs unwanted software on a computer at the same time as the software the user is trying to install, without adequate consent.

spam

Bulk unsolicited email. Malware authors may use spam to distribute malware, either by attaching the malware to email messages or by sending a message containing a link to the malware. Malware may also harvest email addresses for spamming from compromised machines or may use compromised machines to send spam.

spear phishing

Phishing that targets a specific person, organization, or group, containing additional information associated with that person, organization, or group to lure the target further into a false sense of security to divulge more sensitive information.

spyware

A program that collects information, such as the websites a user visits, without adequate consent. Installation may be without prominent notice or without the user's knowledge.

SQL injection

A technique in which an attacker enters a specially crafted Structured Query Language (SQL) statement into an ordinary web form. If form input is not filtered and validated before being submitted to a database, the malicious SQL statement may be executed, which could cause significant damage or data loss.

Structured Exception Handler Overwrite Protection (SEHOP)

A security technique designed to prevent exploits from overwriting exception handlers to gain code execution. SEHOP verifies that a thread's exception handler list is intact before allowing any of the registered exception handlers to be called.

targeted attack

A malware attack against a specific group of companies or individuals. This type of attack usually aims to get access to the computer or network, before trying to steal information or disrupt the infected machines.

tool

In the context of malware, a software program that may have legitimate purposes but may also be used by malware authors or attackers.

trojan

A generally self-contained program that does not self-replicate but takes malicious action on the computer.

unwanted software

A program with potentially unwanted functionality that may affect the user's privacy, security, or computing experience.

virus

Malware that replicates, typically by infecting other files in the computer, to allow the execution of the malware code and its propagation when those files are activated.

vulnerability

A weakness, error, or poor coding technique in a program that may allow an attacker to exploit it for a malicious purpose.

watering hole attack

A type of targeted attack that involves planting malware at websites visited by people in specific industries or with specific interests.

wild

See in the wild.

worm

Malware that spreads by spontaneously sending copies of itself through email or by using other communication mechanisms, such as instant messaging (IM) or peer-to-peer (P2P) applications.

XSS

See cross-site scripting.

zero-day exploit

An exploit that targets a zero-day vulnerability.

zero-day vulnerability

A vulnerability in a software product for which the vendor has not yet published a security update.

Threat families referenced in this report

The definitions for the threat families referenced in this report are adapted from the Microsoft Malware Protection Center encyclopedia (www.microsoft.com/security/portal), which contains detailed information about a large number of malicious software and unwanted software families. See the encyclopedia for more in-depth information and guidance for the families listed here and throughout the report.

Win32/Adposhel. Adware that can show extra ads inside and outside the web browser.

Win32/Anogre. A detection for the Sweet Orange exploit kit, which exploits vulnerabilities in some versions of Windows, Adobe Flash Player, and Java to install malware.

INF/Autorun. A family of worms that spreads by copying itself to the mapped drives of an infected computer. The mapped drives may include network or removable drives.

JS/Axpergle. A detection for the Angler exploit kit, which exploits vulnerabilities in some versions of Internet Explorer, Silverlight, Adobe Flash Player, and Java to install malware.

Win32/Banload. A family of trojans that download other malware. Banload usually downloads Win32/Banker, which steals banking credentials and other sensitive data and sends it back to a remote attacker.

Win32/BeeVry. A trojan that modifies a number of settings to prevent the computer from accessing security-related websites, and lower the computer's security.

Win32/Bervisec. A software bundler that is typically distributed on German-language websites as an installer for legitimate applications. Some versions also install the browser modifier Win32/Sasquor.

JS/Bondat. A family of threats that collects information about the computer, infects removable drives, and tries to stop the user from accessing files. It spreads by infecting removable drives, such as USB thumb drives and flash drives.

JS/Brolo. A ransomware family that locks the web browser and displays a message, often pretending to be from a law enforcement agency, demanding money to unlock the browser.

Win32/Cerber. A ransomware-as-a-service family that encrypts files on the computer and demands payment in Bitcoins for the decryption key.

Win32/Copali. A family of worms that can download other malware, including PWS:Win32/Zbot. They spread through infected network and removable drives.

Win32/CplLnk. A generic detection for specially-crafted malicious shortcut files that attempt to exploit the vulnerability addressed by Microsoft Security Bulletin MS10-046.

Win32/Crowti. A ransomware family that encrypts files on the computer and demands that the user pay a fee to decrypt them, using Bitcoins.

Win32/Diplugem. A browser modifier that installs browser add-ons without obtaining the user's consent. The add-ons show extra advertisements as the user browses the web, and can inject additional ads into web search results pages.

SWF/Dlcypt. An Adobe Flash Player file that may be used by attackers to decrypt and execute encrypted JavaScript files.

Win32/DLHelper. A software bundler that is often distributed as a mountable .iso disk file. It installs unwanted software alongside the desired applications, including Win32/Pokavampo.

O97M/Donoff. A threat that uses an infected Microsoft Office file to download other malware onto the computer. It can arrive as a spam email attachment, usually as a Word file (.doc).

Win32/Dynamer. A generic detection for a variety of threats.

Win32/EoRezo. Adware that displays targeted advertising to affected users while browsing the Internet, based on downloaded pre-configured information.

JS/FakeBsod. A malicious JavaScript script that attempts to extort money from the user by locking the web browser, displaying a fake error message, and instructing the user to call a phone number to have it unlocked.

JS/FakeCall. Rogue security software in the form of a webpage that claims the computer is infected with malware. It asks the user to phone a number to receive technical support to help remove the malware.

Win32/Falrile. A cloud-based detection for files that have been automatically identified as malicious by the cloud-based protection feature of Windows Defender.

Win32/Fourthrem. A program that installs unwanted software without adequate consent on the computer at the same time as the software the user is trying to install.

Win32/Gamarue. A worm that is commonly distributed via exploit kits and social engineering. Variants have been observed stealing information from the local computer and communicating with command-and-control (C&C) servers managed by attackers.

AndroidOS/GingerMaster. A malicious program that affects mobile devices running the Android operating system. It may be bundled with clean applications, and is capable of allowing a remote attacker to gain access to the mobile device.

Win32/Hadsruda. A cloud-based detection for files that have been automatically identified as malicious by the cloud-based protection feature of Windows Defender.

Win32/Hao123. A threat that changes browser settings and makes it difficult to change them back. It is often installed by bundlers that offer free software.

HTML/IframeRef. A generic detection for specially formed IFrame tags that point to remote websites that contain malicious content.

Win32/Ippedo. A worm that can send sensitive information to a malicious hacker. It spreads through removable drives, such as USB flash drives.

DOS/JackTheRipper. A virus that can stop some files from working correctly in Windows XP and earlier operating systems. It spreads by infecting the master boot record (MBR) on connected hard disks and floppy disks.

VBS/Jenxcus. A worm that gives an attacker control of the computer. It is spread by infected removable drives, like USB flash drives. It can also be downloaded within a torrent file.

HTML/Kaixin. A detection for the KaiXin exploit kit, which exploits vulnerabilities in some versions of Adobe Flash Player, Java, and other components in an attempt to spread malware.

Win32/Lightmoon. A mass-mailing worm that sends itself to email addresses found on the infected computer. It also attempts to propagate via P2P applications. Some variants can disable system tools, log keystrokes, and take other malicious actions.

Win32/Locky. Ransomware that encrypts files on the computer, and directs the user to a Tor webpage to pay for the decryption key. It often arrives via spam as an infected Microsoft Word .doc file.

Unix/Lotoor. A detection for specially crafted Android programs that attempt to exploit vulnerabilities in the Android operating system to gain root privilege.

Win32/Lodbak. A trojan that is usually installed on removable drives by Win32/Gamarue, and which attempts to install Gamarue when the infected removable drive is connected to a computer.

Win32/Macoute. A worm that can spread itself to removable USB drives, and may communicate with a remote host.

Win32/Madang. A virus that infects .exe and .scr files, and connects to specific web sites to possibly download other malware.

HTML/Meadgive. A detection for the RIG exploit kit, also known as Redkit, Infinity, and Goon. It attempts to exploit vulnerabilities in programs such as Java and Silverlight to install other malware.

Win32/Mizenota. A software bundler that installs unwanted software alongside the software the user is trying to install. It has been observed to install Win32/SupTab, Win32/Sasqor, Win32/Smudplu, and others.

MSIL/Mofin. A worm that can steal files from your PC and send them to a malicious hacker. It spreads via infected removable drives, such as USB flash drives.

JS/Nemucod. A family of .zip attachments that try to install other malware when opened.

Win32/Neobar. A browser modifier that can change web browser settings without adequate consent. It is often installed by software bundlers, and has used the names Best YouTube Downloader, Torrent Search, BonusBerry, and several others.

SWF/Netis. An exploit that targets a vulnerability in Adobe Flash Player (CVE-2015-5119) to download and run files, including malware like Exploit:Python/Hitbrovi.A!dha.

JS/NeutrinoEK. A detection for the Neutrino exploit kit, which exploits vulnerabilities in some versions of Adobe Flash Player, Internet Explorer, Silverlight, and Java to install malware.

Win32/Nuqel. A worm that spreads via mapped drives and certain instant messaging applications. It may modify system settings, connect to certain websites, download arbitrary files, or take other malicious actions.

Win32/Obfuscator. A generic detection for programs that have had their purpose disguised to hinder analysis or detection by antivirus scanners. Such programs commonly employ a combination of methods, including encryption, compression, anti-debugging and anti-emulation techniques.

Win32/Ogimant. A threat that claims to help download items from the Internet, but actually downloads and runs files that are specified by a remote attacker.

Win32/OutBrowse. A software bundler that installs additional unwanted programs alongside software that the user wishes to install. It can remove or hide the installer's close button, leaving no way to decline the additional applications.

Win32/Pdfjsc. A family of specially crafted PDF files that exploit Adobe Acrobat and Adobe Reader vulnerabilities. Such files contain malicious JavaScript that executes when the file is opened.

Win32/Peals. A generic detection for various threats that display trojan characteristics.

Win32/Prepsoram. A software bundler that installs unwanted software alongside the desired applications. It has been observed installing browser modifiers such as Win32/Sasquor, Win32/Soctuseer, and Win32/Flowsurf.

Win32/Ramnit. A family of multi-component malware that infects executable files, Microsoft Office files, and HTML files. Win32/Ramnit spreads to removable drives and steals sensitive information such as saved FTP credentials and browser cookies. It may also open a backdoor to await instructions from a remote attacker.

Win32/Riccietex. A browser modifier that is distributed as an installer for various applications. When used, it alters shortcuts (.lnk files) that open popular browsers and configures them to open a specific website by default.

Win32/Rundas. A cloud-based detection for files that have been automatically identified as malicious by the cloud-based protection feature of Windows Defender.

Win32/Sality. A family of polymorphic file infectors that target executable files with the extensions .scr or .exe. They may execute a damaging payload that deletes files with certain extensions and terminates security-related processes and services.

Win32/Sasquor. A browser modifier that modifies search and home page settings, and installs services and scheduled tasks to prevent the user from changing them back. It can also download additional malware, including Win32/SupTab and Win32/Xadupi.

DOS/Sigru. A virus that can stop some files from working correctly in Windows XP and earlier operating systems. It spreads by infecting the master boot record (MBR) on connected hard disks and floppy disks.

Win32/Skeeyah. A generic detection for various threats that display trojan characteristics.

Win32/Spursint. A cloud-based detection for files that have been automatically identified as malicious by the cloud-based protection feature of Windows Defender.

Win32/Stallmonitz. A software bundler that installs unwanted software, typically Win32/InstallMonitizer, along with the program desired by the user.

Win32/Stuxnet. A multi-component family that spreads via removable volumes by exploiting the vulnerability addressed by Microsoft Security Bulletin MS10-046.

Win32/SupTab. A browser modifier that installs itself and changes the browser's default search provider, without obtaining the user's consent for either action.

Win32/Sventore. A trojan that can install other malware or unwanted software on the computer. It sometimes attempts to avoid running in virtual environments, or if certain antimalware products are installed.

Win32/Tescrypt. Ransomware that encrypts files and extorts payment in Bitcoins from the user for the decryption key. It is sometimes dropped by exploit kits such as Axpergle (Angler) and Neclu (Nuclear).

Win32/Tillail. A software bundler that installs unwanted software alongside the software the user is trying to install. It has been observed to install the browser modifier Win32/SupTab.

Win32/Virut. A family of file-infecting viruses that target and infect .exe and .scr files accessed on infected systems. Win32/Virut also opens a backdoor by connecting to an IRC server.

Win32/Xadupi. A trojan that poses as a useful application, usually called WinZipper or QKSee, but can silently download and install other malware. It is often installed silently by the browser modifiers Win32/Sasquor and Win32/SupTab.

Win32/Xiazai. A program that installs unwanted software on the computer at the same time as the software the user is trying to install, without adequate consent.

Index

- ActiveX, 57, 58, 65–66, 145
- Address Space Layout Randomization (ASLR), 39, 145
- Adobe Acrobat, 62, 63, 159
- Adobe Flash Player, 22, 23, 29, 52, 53, 54, 56, 57, 62–64, 64, 66, 67–68, 87, 91, 155, 156, 158, 159
- Adobe Reader, 62, 63, 159
- Adobe Security Bulletins, 54, 62, 63, 67
- Adposhel, 76, 81, 85, 155
- adware, 76, 81, 83, 84, 85, 128, 145, 155, 156
- Albania, 140
- Algeria, 106, 107, 140
- Americas (continents), 79
- Android, 44, 60, 61, 152, 157, 158
- Angler. *See* Xpergle
- Angola, 140
- Anogre, 53, 56, 95, 155
- Argentina, 140
- Armenia, 87, 140
- Asia, 69, 70, 86
- AskToolbar, 102, 103
- ASLR. *See* Address Space Layout Randomization (ASLR)
- Australia, 115, 140
- Austria, 118, 140
- Autorun (malware), 85, 91, 155
- Xpergle, 53, 56, 71, 74, 79, 85, 86, 87, 91, 95, 155, 161
- Azerbaijan, 107, 140
- Azure Security Center, 3–20, 137
- backdoors, 6, 24, 25, 26, 82, 84, 87, 145, 160, 161
- Bahamas, The, 140
- Bahrain, 140
- Bangladesh, 140
- Banload, 75, 84, 155
- Barbados, 140
- BeeVry, 75, 155
- behavioral analysis, 14–15
- Belarus, 87, 140
- Belgium, 140
- Bervisec, 76, 155
- Bing, 119–21, 137, 139
- Bitcoin, 92, 95, 146, 156, 161
- Bolivia, 140
- Bondat, 76, 156
- Bosnia and Herzegovina, 96, 140
- Brazil, 74, 75, 84, 140
- Brolo, 95
- browser modifiers, 74, 75, 83, 84, 88, 89, 92, 125, 155, 156, 159, 160, 161
- Bulgaria, 94, 95, 141
- Cambodia, 141
- Cameroon, 107, 141
- Canada, 71, 86, 141
- CandyOpen, 102, 103
- CCM. *See* computers cleaned per mille
- Cerber, 95, 96, 156
- Chile, 141
- China, 68, 74, 80, 84, 85, 115, 116, 118, 141
- Chinese language, 74
- cloud storage, 4, 5, 126
- cloud-based detections, **73**, 75, 82, 87, 146, 157, 160
- Colombia, 141
- Common Vulnerabilities and Exposures. *See* CVE identifier
- Common Vulnerability Scoring System (CVSS), 44, 45, 46
- computers cleaned per mille, **72**
- Conduit, 103
- Conficker, 14
- Control Flow Guard, 29, 63, 70
- Conustr, 79
- Copali, 80, 156
- Costa Rica, 141
- Côte d'Ivoire, 141

CplLnk, 51, 53, 54, 60, 156
 Credential Guard, 29
 Croatia, 95, 141
 cross-site scripting, 64, 147, 154
 Crowti, 95, 97, 156
 CryptoDefense. *See* Crowti
 CryptoWall. *See* Crowti
 CVE identifier, 35, 43, 51
 CVE-2008-2551, 64
 CVE-2010-0188, 62
 CVE-2010-0840, 57
 CVE-2010-1297, 63
 CVE-2010-2568. *See* CplLnk
 CVE-2010-3336, 62
 CVE-2010-3653, 63
 CVE-2011-0097, 62
 CVE-2011-0611, 63
 CVE-2011-1823, 60, 61
 CVE-2012-0056, 60
 CVE-2012-0158, 62
 CVE-2012-0507, 57
 CVE-2012-1723, 56, 57, 58, 59
 CVE-2012-1889, 64
 CVE-2013-0074, 56
 CVE-2013-0422, 57, 59
 CVE-2013-1493, 56
 CVE-2013-2423, 56
 CVE-2013-2460, 56
 CVE-2013-2551, 56
 CVE-2013-3896, 56
 CVE-2014-1761, 62
 CVE-2014-6332, 61
 CVE-2015-0072, 64
 CVE-2015-0310, 56
 CVE-2015-0311, 56
 CVE-2015-0313, 56
 CVE-2015-5119, 54, 63, 159
 CVE-2015-8651, 56, 57
 CVE-2016-0034, 66, 67, 69
 CVE-2016-0165, 67
 CVE-2016-0167, 67, 69
 CVE-2016-0189, 67, 70
 CVE-2016-1010, 67
 CVE-2016-1019, 57, 67, 68
 CVE-2016-4117, 22, 23, 24, 25, 29, 57, 67, 68
 CVE-2016-4171, 67, 68
 CVSS. *See* Common Vulnerability Scoring System (CVSS)
 Cyprus, 141
 Czech Republic, 141
 Data Execution Prevention (DEP), 39, 147
 DDoS. *See* distributed denial of service
 Delphi, 22
 Denmark, 81, 106, 141
 DEP. *See* Data Execution Prevention (DEP)
 Diplugem, 83, 88, 92, 156
 DirectAccess, 123, 130
 distributed denial of service, 5, 6, 147
 Dlcrypt, 53, 54, 156
 DLHelper, 75, 84, 156
 Dominican Republic, 141
 Donoff, 95, 156
 DownloadAdmin, 103
 downloaders, 75, 97, 148
 Downloaders & Droppers (category), 82, 84, 125, 127
 DownloadSponsor, 103
 drive-by downloads, 119–21
 droppers, 26, 27, 28, 75, 148
 Dynamer, 82, 84, 85, 86, 91, 156
 Ecuador, 141
 Egypt, 141
 El Salvador, 141
 email, 97–100
 EMET. *See* Enhanced Mitigation Experience Toolkit
 encounter rate, **71**
 Enhanced Mitigation Experience Toolkit, 130
 EoRezo, 85, 156
 Estonia, 141
 Europe, 21–34, 62, 79, 86, 87
 Exchange Online, 97, 98, 97–100, 137, 139
 exploit kits, 52, 53, 54–**57**, 58, 59, 63, 65, 66, 67, 68, 69, 70, 74, 79, 86, 87, 91, 95, 96, 148, 155, 157, 158, 159, 161
 exploits, 35–39, 51, 64, 66, 51–70, 82, 84, 85, 91, 125
 Adobe Flash Player, **62–64**, 67–68

browser, 64–65
 document, 61–62
 families, 53–54
 Internet Explorer, 69
 Java, **57–59**
 Microsoft Windows, 67
 operating system, 59–61
 Silverlight, 67, 69
 used in targeted attacks, 66–70
 zero-day. *See* zero-day vulnerabilities
 and exploits
 ExpressDownloader, 103
 FakeBsod, 95
 FakeCall, 74, 91, 157
 FinFisher, 24, 25, 27, 29
 Finland, 81, 106, 118, 141
 FireEye, 68, 69
 Fourthrem, 75, 157
 France, 74, 75, 84, 85, 86, 141
 Gamarue, 75, 82, 84, 85, 86, 87, 91, 157, 158
 generic detections, v, 54, 55, 59, 75, 82, 84,
 86, 149, 156, 157, 159, 160
 Georgia (country), 141
 German language, 76, 155
 Germany, 74, 76, 84, 85, 105, 141
 Ghana, 141
 GingerBreak. *See* CVE-2011-1823
 GingerMaster, 61
 GitHub, 3
 Google, 44, 48, 60, 61
 Google Chrome, 48
 Google Play Store, 44
 Greece, 141
 Group Policy, 129
 Guadeloupe, 141
 Guatemala, 141
 Hacking Team, 69
 Hadsruda, 82, 157
 Hao123, 75, 157
 HeapAli, 64
 Honduras, 141
 Hong Kong SAR, 141
 Hungary, 141
 HVCI. *See* Hypervisor Code Integrity
 Hypervisor Code Integrity, 29
 iBrytelInstaller, 103
 Iceland, 81, 141
 IExtensionValidation, 52, 57, 63, 64, 65–66,
 71
 IframeRef, 53, 54, 157
 India, 74, 75, 84, 86, 141
 Indonesia, 78, 79, 80, 86, 107, 141
 InstallCore, 102, 103
 Internet Explorer, 48, 52, 56, 57, 58, 61, 63,
 64, 65–66, 67, 68, 69, 70, 71, 91, 111, 112,
 116, 129, 138, 139, 145, 150, 151, 155, 159
 Ippedo, 80, 157
 Iran, 121
 Iraq, 78, 107, 142
 Ireland, 119, 142
 Israel, 142
 Isrocore, 103
 Italy, 94, 95, 142
 JackTheRipper, 75, 85, 157
 jailbreaking. *See* rooting
 Jamaica, 142
 Japan, ii, 81, 119, 142
 Java Runtime Environment, 52, 53, 56, 57,
 58, 59, 57–59, 62, 64, 100, 130, 155, 158,
 159
 JavaScript, 53, 54, 55, 62, 67, 99, 100, 128,
 147, 156, 157, 159
 Jenxcus, 85, 87, 158
 Jordan, 142
 JRE. *See* Java Runtime Environment
 Kaixin. *See* Anogre
 Kaspersky, 68, 69
 Kazakhstan, 142
 Kenya, 142
 Korea, 68, 70, 95, 115, 116, 119, 142
 Kuwait, 142
 Kyrgyzstan, 106
 Latvia, 142
 Lebanon, 142
 Libya, 78, 106, 107, 142
 Lightmoon, 79, 158
 Linux, 47, 59
 Lithuania, 142

Lockheed Martin, 7
 Locky, 95, 96, 158
 Lodbak, 82, 84, 85, 86, 87, 91, 158
 Lotoor, 60
 Luxembourg, 95, 142
 Mac OS X, 59
 Macao SAR, 142
 Macedonia, FYRO, 96, 142
 Macoute, 79, 158
 Madang, 79, 158
 Magnitude. *See* Pangimop
 Malaysia, 142
 malicious software. *See* malware
 Malicious Software Removal Tool, 72, 78, 87, 89, 104, 105, 137, 139, 140, 146, 149, 150
 Malta, 142
 malware, v, vii, 3–20, 21, 22, 23, 26, 27, 28, 30–32, 32, 43, 51, 52, 53, 54, 59, 61, 63, **71–110**, 111, 112, 116, 117, 118, 119, 123–31, 135–36, 137, 138, 145, 146, 147, 148, 149, 150, 151, 152, 153, 154, 155–61
 by country or region, 73–81, 140–44
 by platform, 90–92
 categories, 81–85
 by location, 83–85
 families, 85–92
 by platform, 90–92
 naming, 135–36
 ransomware, 92–97
 malware hosting, 116–19
 by location, 117–19
 man-in-the-middle attacks, 5, 44, 150
 Martinique, 142
 Mauritius, 142
 Meadgive, 53, 56, 95, 96, 158
 Mexico, 74, 76, 84, 142
 Microsoft Digital Crime Unit, 13
 Microsoft Digital Crimes Unit, 87
 Microsoft Edge, 39, 58, 65, 68, 69, 111, 112, 116, 129, 138, 139, 150, 151
 Microsoft Excel, 99, 100
 Microsoft Intune, 103
 Microsoft IT, 123–31
 Microsoft Malware Protection Engine, v, 138
 Microsoft Office, 24, 29, 30, 62, 138, 156, 160
 Microsoft Outlook, 100
 Microsoft Safety Scanner, 97, 137, 139
 Microsoft Security Bulletins, 51, 54, 60, 61, 62, 64, 65, 66, 67, 69, 70, 156, 161
 Microsoft Security Essentials, 127, 137, 139
 Microsoft Update, 91, 129, 137
 Microsoft Word, 62, 69, 99, 100, 128, 156, 158
 mimikatz, 10, 12, 13
 Mizenota, 83, 88, 89, 92, 158
 Mobogenie, 103
 Mofin, 75, 158
 Moldova, 142
 Mongolia, 78, 79, 107, 121, 142
 Morocco, 78, 142
 Mozambique, 142
 Mozilla Firefox, 48
 MS-DOS, 85
 MSRT. *See* Malicious Software Removal Tool
 Myanmar, 78, 79
 Myntor, 23
 MyWebSearch, 102, 103
 Namibia, 142
 NAP. *See* Network Access Protection
 National Vulnerability Database, 43, 47, 48
 Nemucod, 95, 159
 Neobar, 75, 159
 NEODYMIUM, 21–34, 68
 Nepal, 142
 Netherlands, 142
 Netis, 53, 54, 63, 76, 159
 Network Access Protection, 130
 NeutrinoEK, 53, 56, 57, 95, 159
 New Zealand, 142
 Nicaragua, 142
 Nigeria, 107, 116, 143
 North America, 86
 Norway, 81, 106, 143
 Nuqel, 80, 159
 NVD. *See* National Vulnerability Database
 Obfuscator, 57, 59, 85, 159

Obfuscators & Injectors (category), 82, 84, 85, 91
 Office 365, 19, 29, 97–100, 138, 139
 Office 365 Advanced Threat Protection, 97–100, 138
 Ogimant, 75, 159
 Oman, 143
 OpenCandy. *See* CandyOpen
 Oracle, 58, 59
 Other Malware (category), 82, 84, 91, 125, 127
 OutBrowse, 88, 89, 90, 159
 paint.net, 102
 Pakistan, 78, 80, 143
 Palestinian Authority, 78, 143
 Panama, 143
 Pangimop, 96
 Paraguay, 143
 Password Stealers & Monitoring Tools (category), 82, 84
 PDF, 62, 63, 100, 159
 Pdfjsc, 53, 62, 159
 Peals, 75, 82, 84, 85, 86, 91, 159
 Peru, 143
 Philippines, 143
 phishing, 112–16
 by location, 115–16
 spear phishing, 23, 24, 153
 target institutions, 114–15
 PLATINUM, 21
 Poland, 143
 Portugal, 143
 potentially unwanted applications, 101–4, 125
 PowerShell, 131
 Prepscram, 79, 160
 PROMETHIUM, 21–34, 68
 Proofpoint, 68
 PUA. *See* potentially unwanted applications
 Puerto Rico, 143
 Qatar, 96, 143
 ransomware, 82, 92–97
 Ransomware, 5, 84, 85, 158, 161
 RDP. *See* Remote Desktop Protocol
 RelevantKnowledge, 102, 103
 Remote Desktop Protocol, 4, 6
 Réunion, 143
 Riccietex, 75, 160
 RIG. *See* Meadgive
 rogue security software, 74, 151
 Romania, 143
 rooting, 61, 149, 151, 152
 rootkits, 27, 152
 Rundas, 73, 91, 160
 Russia, 56, 74, 75, 84, 86, 96, 105, 116, 143
 Russian language, 96
 Safari, 48
 Sality, 75, 160
 SanDisk, 22
 Sasquor, 89, 92, 155, 160, 161
 Saudi Arabia, 119, 143
 ScarCruft, 68
 SCCM. *See* System Center Configuration Manager
 SCEP. *See* System Center Endpoint Protection
 security software, real-time, 104–9
 by location, 105–7
 by platform, 107–9
 SEHOP. *See* Structured Exception Handler Overwrite Protection (SEHOP)
 Senegal, 143
 Serbia, 143
 SharePoint, 4
 ShellCode, 53, 63
 Sigru, 79, 160
 Silverlight, 56, 66, 67, 69, 155, 158, 159
 Singapore, 143
 Skeyyah, 75, 82, 85, 86, 91, 160
 Slovakia, 143
 Slovenia, 119, 143
 smart cards, 130
 SmartScreen Filter, 112–19, 129
 Softonic, 103
 software bundlers, 74, 75, 76, 79, 83, 84, 88, 89, 92, 102, 125, 152, 155, 156, 158, 159, 160, 161
 South Africa, 94, 95, 115, 116, 143

Spain, 116, 143

spam, 63, 95, 96, 97, 137, 150, 152, 156, 158

Spigot, 103

Spursint, 73, 75, 82, 85, 86, 87, 91, 160

SQL, 11, 111, 153

Sri Lanka, 143

Stallmonitz, 92, 160

STRONTIUM, 21, 68

Structured Exception Handler Overwrite Protection (SEHOP), 39, 152, 153

Stuxnet, 54, 161

SupTab, 74, 83, 84, 88, 89, 92, 158, 160, 161

Sventore, 75, 161

Sweden, 81, 118, 143

Sweet Orange. *See* Anogre

Switzerland, 143

System Center Configuration Manager, 103

System Center Endpoint Protection, 101, 103–4, 123, 125, 127, 128, 138, 139

Taiwan, 94, 115, 121, 143

Tanzania, 107, 143

targeted attacks, 21–34, 66–70, 97–100

Tescrypt, 85, 95, 161

Thailand, 118, 143

Tillail, 74, 83, 88, 161

Tor, 95, 158

Trinidad and Tobago, 143

trojans, 75, 82, 84, 85, 87, 91, 125, 127, 145, 148, 153, 155, 158, 159, 160, 161

TrueCrypt, 22

Truvasys, 22, 23, 26, 33, 34

Tunisia, 143

Turkey, 25, 21–34, 74, 75, 84, 144

Turkish language, 23

Ukraine, 87, 115, 118, 144

United Arab Emirates, 119, 144

United Kingdom, 74, 76, 84, 85, 144

United States, 74, 84, 85, 86, 144

unwanted software. *See* malware

Uruguay, 144

Venezuela, 144

Vietnam, 78, 79, 118, 144

viruses, 75, 79, 80, 82, 84, 85, 125, 150, 154, 157, 158, 160

Virut, 80, 161

VMWare, 59

vulnerabilities, v, 8, 9, 21, 29, 35–39, 43–50, 51–70, 83, 91, 119, 130, 145, 148, 152, 155, 158, 159

Adobe Flash Player, 67–68

application, 47–49

browser, 47–49

complexity, 46–47

elevation of privilege (EOP), 35, 36, 37, 38, 67, 69

in Microsoft products, 35–39, 49

industry-wide, 43–44

Internet Explorer, 69

operating system, 47–49

remote code execution (RCE), 35, 36, 37, 38, 62, 67, 69

severity, 44–46

Silverlight, 69

zero-day. *See* zero-day vulnerabilities and exploits

Windows 10, 22, 29, 30, 32, 39, 58, 63, 65, 73, 91, 97, 103, 104, 108, 109, 129, 130, 131, 138, 139

Anniversary Update, 73, 97, 138

Windows 7, 22, 69, 70, 91, 109, 131, 137

Windows 8, 22, 51, 54, 70, 91, 92, 108, 109, 138

Windows 8.1, 70, 91, 92, 108, 109, 138

Windows Defender, ii, 21, 22, 24, 25, 30–32, 32, 51, 73, 82, 87, 103, 104, 108, 109, 123, 125, 127, 129, 130, 131, 138, 139, 146, 157, 160

cloud-based protection, **73**

Windows Defender Advanced Threat Protection, 22, 24, 30–32, 138

Windows Defender Offline, 97, 138, 139

Windows Event Forwarding, 123

Windows Firewall, 129

Windows Script Host, 100

Windows Update, 91, 129, 137, 149

Windows Vista, 22, 91, 92, 109, 137

Windows XP, 80, 85, 157, 160

Wingbird, 24, 25, 26, 27, 28, 29, 32, 33

WinRAR, 22
WinUtils, 22
worms, 75, 76, 79, 80, 82, 84, 85, 86, 87, 91,
125, 127, 154, 157, 158, 159
Xadupi, 89, 91, 160, 161
Xiazai, 74, 161
XSS. *See* cross-site scripting
YouTube, 87, 159
Zambia, 144
zero-day vulnerabilities and exploits, 21–34,
37, 38, 59, 63, 67, 68, 69, 70, 154
Zimbabwe, 107, 144
µTorrent, 102



One Microsoft Way
Redmond, WA 98052-6399
microsoft.com/security