



## Advertised Prices for Specialty Crops Products at Major Retail Supermarket Outlets ending during the period of 8/31/2024 to 9/12/2024

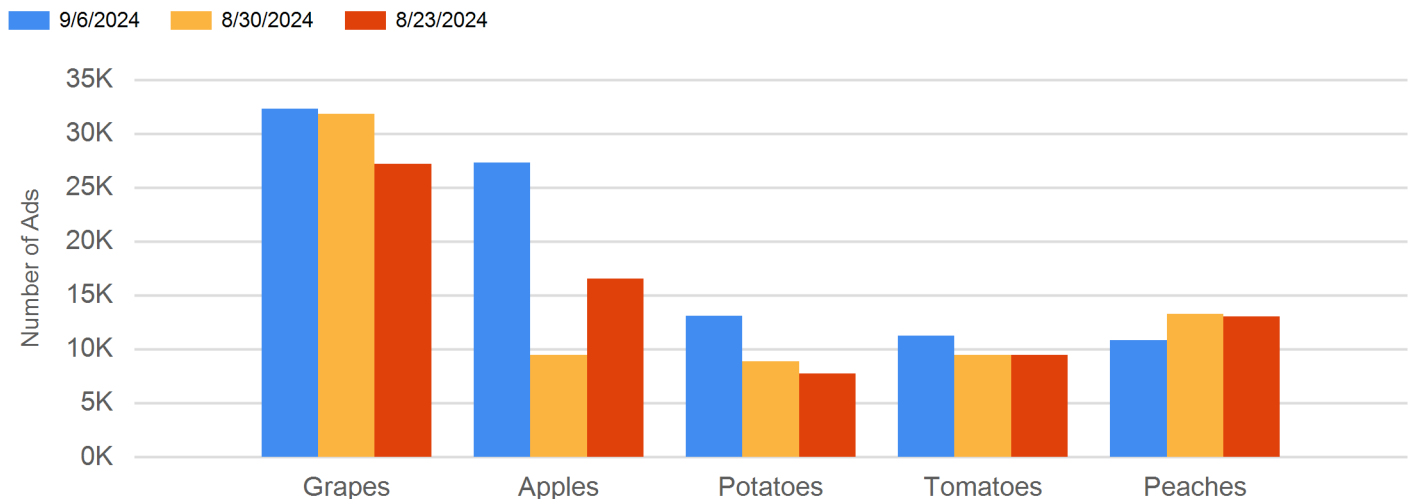
### Autumn around the Corner

Even the 100-degree heat persisting in some parts of the country couldn't keep autumn away in grocery stores this week. Pomegranates, pumpkins, apple cider, apple pears, hard squash, mushrooms, cabbage, and grapes heralded the change of season. Back-to-school favorites like tangerines, baby carrots, grapes, and berries were popular. Late summer peaches, plums, nectarines, and cantaloupes were well advertised. Mums and decorative gourds added seasonal flair, while Halloween costumes and candy were on display for shoppers eager to celebrate fall.

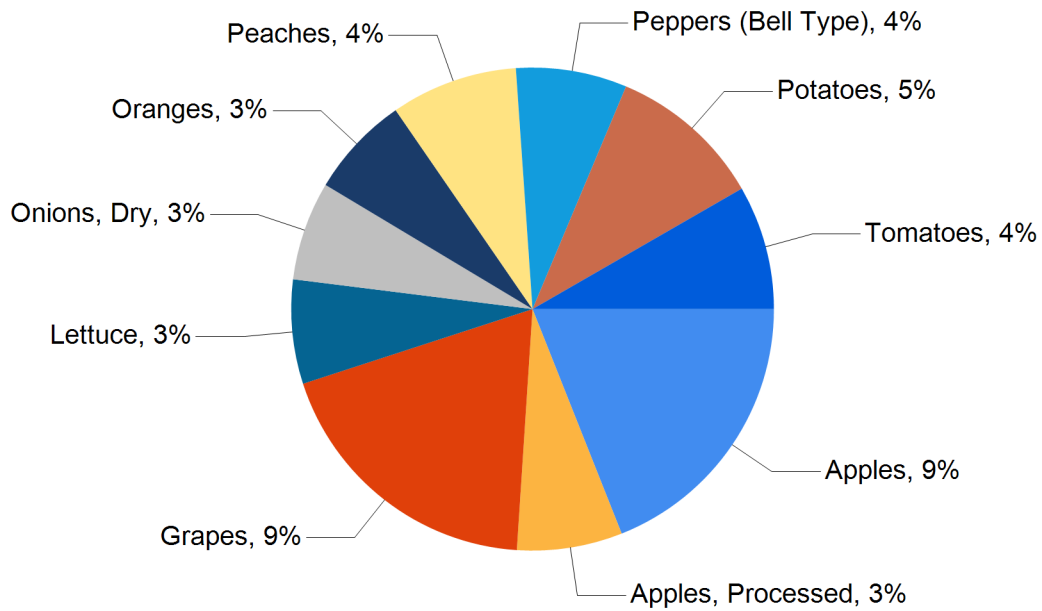
Total ad numbers this week were 289,351, a 4% decrease from last week's total of 300,368. The total for the same week last year was 9% lower at 266,300. The total number of ads broken out by commodity groups: fruit 162,637 (56% of all ads), onions and potatoes 22,162 (8%), vegetables 98,298 (34%), herbs 1,975, ornamentals 2,378, and hemp 3,876. The number of ads for organic produce was 34,736, 12% of total ads.

The following are the prices of major advertised items (3,000 plus ads) this week, compared to the same week last year. Significant increases in price for fruit this week included round mangos at 18%, tangerines (3 lb.) at 13%, Bartlett Pears (per lb.) at 10%, and apple juice (64 oz.) at 10%. Significant decreases included Honeycrisp apples (per lb.) at 33%, strawberries (1 lb.) at 10%, and yellow peaches at 10%. Significant changes in price for potatoes and onions this week included only a 13% decrease for Russet potatoes (5 lb.) Significant increases in price for vegetables this week included long seedless cucumbers at 27%, iceberg lettuce (ea.) at 21%, and cucumbers at 14%. Significant decreases included only green bell peppers (ea.) at 44%.

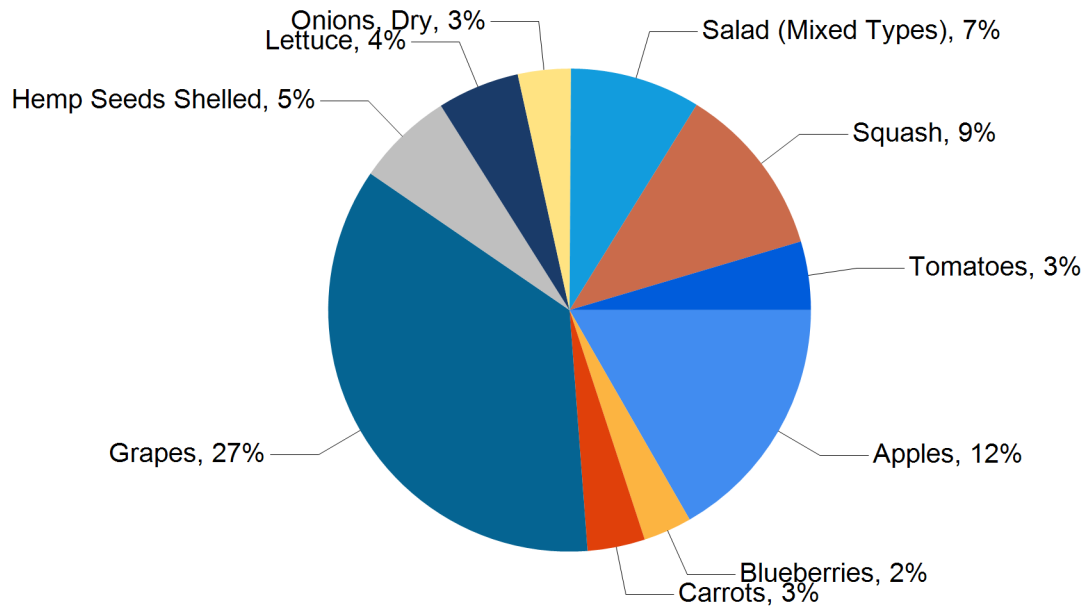
### Top 5 Commodities Featured This Week



### Top 10 Commodities as Percentage of Total Conventional Ads

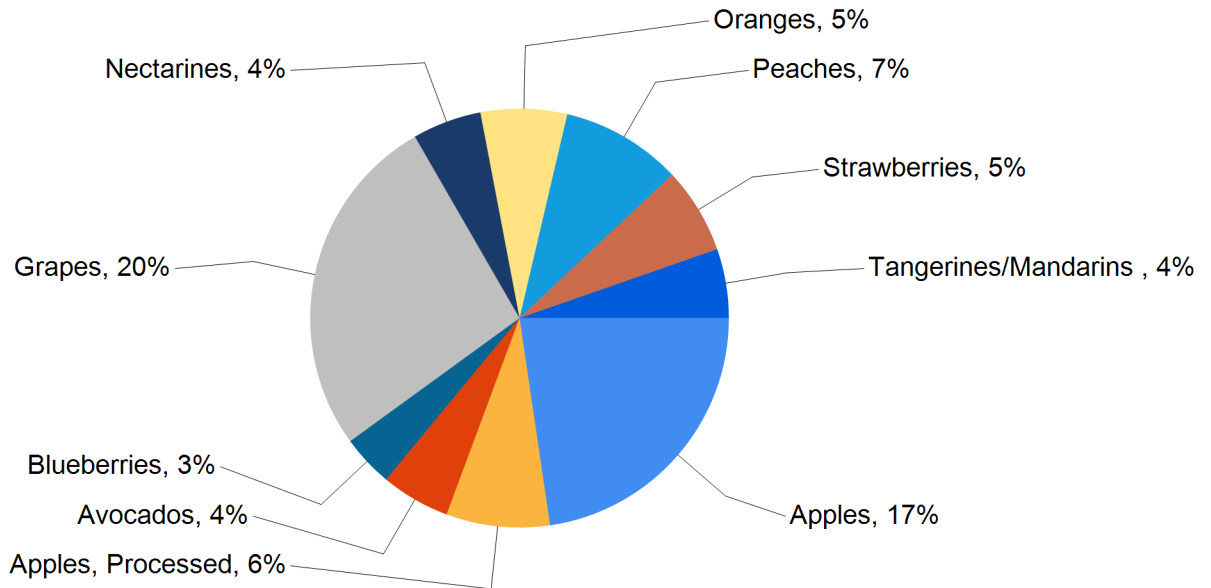


### Top 10 Commodities as Percentage of Total Organic Ads

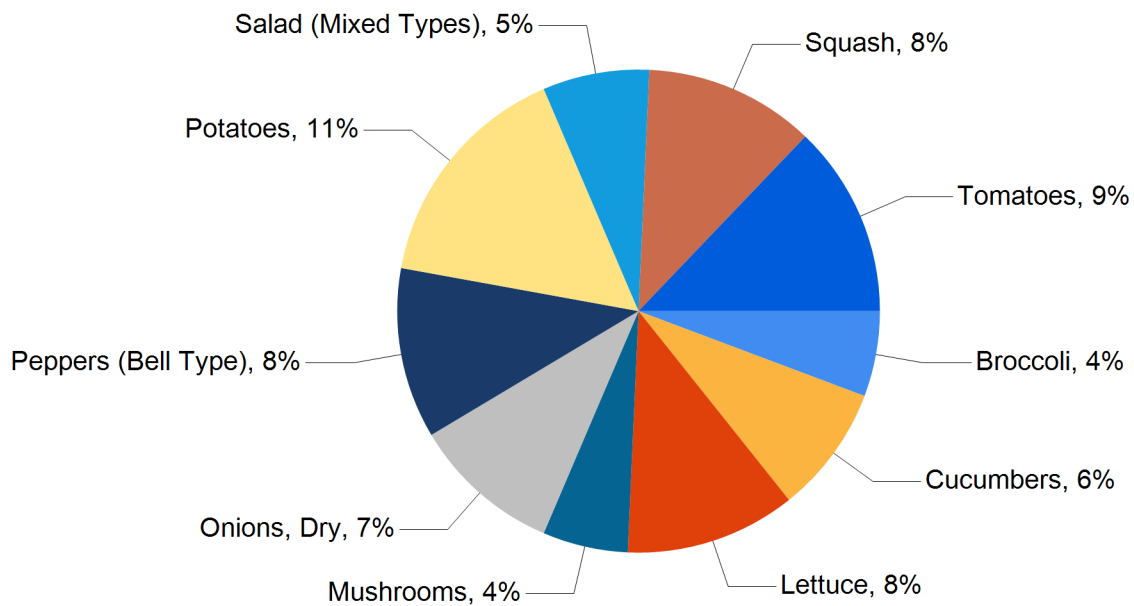


Wtd Avg - Simple weighted average

### Top 10 Fruits as Percentage of Total Fruit Ads



### Top 10 Vegetables as Percentage of Total Vegetable Ads Including Onions and Potatoes



Wtd Avg - Simple weighted average

**NATIONAL CONVENTIONAL SUMMARY**  
 (not including AK & HI)

Fruit								
Commodity	Variety	Unit	THIS WEEK		LAST WEEK		LAST YEAR	
			Number of Ads	Wtd Avg Price	Number of Ads	Wtd Avg Price	Number of Ads	Wtd Avg Price
Apple Pears		each	53	2.50				
Apple Pears		per lb	6	1.69	14	1.25	40	2.99
Apples	Empire	2 lb bag	19	2.99				
Apples	Fuji	3 lb bag	1,949	4.05	79	3.93	105	5.00
Apples	Fuji	5 lb bag	115	5.99				
Apples	Fuji	per lb	1,439	1.47	639	1.24	1,007	1.75
Apples	Gala/Royal Gala	2 lb bag	438	2.06	482	2.18	129	3.18
Apples	Gala/Royal Gala	3 lb bag	2,918	3.79	643	3.53	1,370	3.27
Apples	Gala/Royal Gala	5 lb bag	258	5.37	13	4.99	131	4.08
Apples	Gala/Royal Gala	per lb	2,626	1.30	663	1.57	4,479	1.29
Apples	Ginger Gold	3 lb bag	295	3.26	297	3.74	262	3.18
Apples	Ginger Gold	per lb	410	1.00	225	1.10	771	1.34
Apples	Golden Delicious	3 lb bag	120	3.40	10	3.49	41	2.82
Apples	Golden Delicious	per lb	154	1.11	38	1.60	29	0.94
Apples	Granny Smith	2 lb bag	8	2.99	15	2.50	27	2.99
Apples	Granny Smith	3 lb bag	1,990	3.89			1,463	5.97
Apples	Granny Smith	5 lb bag	115	5.99				
Apples	Granny Smith	per lb	497	1.26	207	1.56	883	1.89
Apples	Honeycrisp	3 lb bag	1,283	6.12	113	5.70	47	4.09
Apples	Honeycrisp	per lb	5,623	1.69	2,510	1.88	3,143	2.54
Apples	Jazz	2 lb bag	103	1.98	103	1.98		
Apples	Jonathan	3 lb bag	172	3.10	87	2.88	123	3.13
Apples	Jonathan	per lb	42	1.29			12	0.99
Apples	McIntosh	3 lb bag	43	2.77	10	3.49	12	4.98
Apples	McIntosh	per lb	317	0.96	58	1.13	244	0.94
Apples	Paula Red	3 lb bag	249	3.21	274	3.75	118	2.98
Apples	Paula Red	per lb	237	1.01	43	0.97	97	0.99
Apples	Pink Lady/Cripps Pink	per lb	810	1.11	455	1.49	379	1.14
Apples	Red Delicious	3 lb bag	295	3.62	82	3.92	285	4.04
Apples	Red Delicious	5 lb bag	46	4.98				
Apples	Red Delicious	per lb	445	1.31	30	1.79	458	1.44
Apples, Processed	Juice	128 oz (1 gallon)	245	6.29	21	7.30	38	5.99
Apples, Processed	Juice	64 oz (1/2 gallon)	6,850	2.66	2,851	2.40	4,396	2.41

Wtd Avg - Simple weighted average



Commodity	Variety	Unit	THIS WEEK		LAST WEEK		LAST YEAR	
			Number of Ads	Wtd Avg Price	Number of Ads	Wtd Avg Price	Number of Ads	Wtd Avg Price
Apples, Processed	Juice Marked Cider	128 oz (1 gallon)	1,173	6.32	222	6.64	808	5.22
Apples, Processed	Juice Marked Cider	64 oz (1/2 gallon)	327	4.05	154	3.99	467	3.56
Avocados	Hass	each	1,965	1.15	3,129	0.98	4,080	1.16
Avocados	Hass-Marked Extra Large	each	6	2.50	103	1.19	218	2.50
Avocados	Hass-Marked Large	each	69	2.13	341	1.44	1,535	1.57
Avocados	Hass-Marked Medium	each	1,739	1.28	882	0.99	1,195	1.35
Avocados	Hass-Marked Small	each	390	0.48	188	0.48	155	0.41
Avocados	Various Greenskin Varieties	each	1,419	2.49	1,255	2.52	75	2.42
Avocados	Various Greenskin Varieties	per lb	34	0.99				
Bananas		per lb	743	0.53	590	0.55	1,112	0.57
Blackberries		1 pint (11-12 oz cntr w/ lid)	75	7.78	474	2.02	23	3.30
Blackberries		5.6-6 oz package	4,445	2.64	3,255	2.94	4,512	2.79
Blueberries		1 pint (11-12 oz cntr w/ lid)	2,043	3.23	3,445	2.88	1,232	2.87
Blueberries		18 oz package	552	6.18	581	5.46	1,159	4.68
Blueberries		6 oz package	1,452	3.17	1,165	3.06	766	3.01
Cactus Pears		each	286	0.30	236	0.30	184	0.29
Cactus Pears		per lb	8	0.88	8	0.99	9	0.99
Cantaloupes		each	2,446	2.97	7,432	2.60	3,085	3.01
Cantaloupes		per lb	537	0.54	432	0.46	491	0.49
Clementines		2 lb bag	519	4.10	360	4.38	796	3.88
Clementines		3 lb bag	926	5.02	897	5.27	1,927	4.45
Grapefruit	RED	each	441	1.07	17	1.60	418	1.65
Grapefruit	RED	per lb	106	1.99			13	0.82
Grapes	Black Seedless	per lb	2,910	2.02	4,527	2.15	3,422	2.01
Grapes	Red Globe Seeded Type	per lb	672	2.27	65	2.80	193	1.73
Grapes	Red Seedless	per lb	8,835	2.19	8,502	2.38	7,660	2.09
Grapes	White Seedless Type	per lb	10,600	2.25	12,325	2.09	7,324	2.26
Honeydews		each	554	3.74	2,969	4.27	1,940	4.64
Honeydews		per lb	99	0.60	113	0.60	286	0.98
Kiwifruit	Hayward	1-lb containers with lids	139	4.10	134	4.99		
Kiwifruit	Hayward	2-lb containers with lids	31	3.28				
Kiwifruit	Hayward	each	208	0.65	320	0.53	110	0.59
Kiwifruit	Yellow Flesh	1-lb containers with lids	354	4.45	525	4.38	1,048	3.52
Kiwifruit	Yellow Flesh	2-lb containers with lids	6	7.99				
Lemons		1 lb bag	103	2.76			71	2.99

Wtd Avg - Simple weighted average



Commodity	Variety	Unit	THIS WEEK		LAST WEEK		LAST YEAR	
			Number of Ads	Wtd Avg Price	Number of Ads	Wtd Avg Price	Number of Ads	Wtd Avg Price
Lemons		2 lb bag	832	3.57	2,148	3.74	934	3.79
Lemons		each	1,858	0.70	1,719	0.60	518	0.52
Lemons		per lb	174	0.91	121	0.95	46	1.29
Limes		each	1,016	0.40	2,770	0.50	688	0.35
Limes		per lb	92	1.49	163	0.81	46	1.29
Mangoes	Round Varieties	each	3,451	1.41	5,203	1.17	2,305	1.20
Mangoes	Round Varieties Marked Extra Large	each	451	1.88	177	1.12	165	1.12
Mangoes	Round Varieties Marked Large	each	787	1.30	343	1.22	969	1.17
Mangoes	Yellow Varieties Marked Extra Large	each	160	1.50			126	1.29
Mangoes	Yellow Varieties Marked Large	each	10	1.50	160	1.79		
Nectarines	Various White Flesh Varieties	per lb	1,939	2.55	3,308	2.13	882	3.04
Nectarines	Various Yellow Flesh Varieties	per lb	4,368	2.62	5,964	2.12	2,312	2.70
Oranges	Navel	3 lb bag	3,320	4.65	1,138	4.73	799	4.52
Oranges	Navel	4 lb bag	96	4.40			184	4.78
Oranges	Navel	each	1,360	0.96	1,153	1.05	1,512	1.15
Oranges	Navel	per lb	1,059	1.55	1,311	2.55	1,232	1.34
Oranges	Navel, Cara Cara	3 lb bag	2,108	3.75	129	5.32	258	4.75
Oranges	Navel, Cara Cara	each	204	1.25	197	1.25	19	1.00
Oranges	Navel, Cara Cara	per lb	132	1.97	10	1.99	115	1.73
Oranges	Valencia	each	13	0.79			37	0.60
Oranges	Valencia	per lb	20	1.55			61	0.60
Papaya	Maradol/Tainung Types	per lb	1,001	1.30	1,050	1.24	950	1.17
Papaya	Solo Type	per lb	7	2.79			109	0.68
Peaches	Various White Flesh Varieties	per lb	2,260	2.43	3,472	2.12	1,330	2.85
Peaches	Various Yellow Flesh Varieties	per lb	8,060	2.30	9,031	1.92	6,627	2.56
Pears	Bartlett	2 lb bag	66	1.99			580	2.95
Pears	Bartlett	per lb	3,780	1.72	879	1.88	6,128	1.56
Pears	Bosc	per lb	492	2.18	28	1.93	830	1.75
Pears	D'Anjou	per lb	149	2.03	20	1.99	236	1.57
Pineapples		each	339	2.83	2,444	2.29	1,184	2.98
Pineapples		per lb	228	0.87	98	0.99	8	0.99
Plums		per lb	3,377	2.71	4,354	2.06	4,821	2.51
Plums	Interspecific Type	per lb	1,993	2.59	1,887	2.67	1,999	2.33
Pomegranates		each	169	2.95			329	3.94
Prunes		per lb	35	1.69	16	1.99		
Raspberries		6 oz package	4,225	2.92	2,760	2.93	3,678	3.02
Strawberries		1 lb package	7,706	2.48	7,293	2.74	1,775	2.76

Wtd Avg - Simple weighted average



Commodity	Variety	Unit	THIS WEEK		LAST WEEK		LAST YEAR	
			Number of Ads	Wtd Avg Price	Number of Ads	Wtd Avg Price	Number of Ads	Wtd Avg Price
Strawberries		2 lb package	293	4.87	486	5.08	1,115	5.25
Tangelos		each	13	0.99	19	1.25		
Tangelos		per lb	22	1.39	30	1.59	45	2.00
Tangerines/Mandarins		2 lb bag	288	4.37	686	4.56	147	2.71
Tangerines/Mandarins		3 lb bag	5,160	3.83	2,333	4.94	6,013	3.40
Tangerines/Mandarins		5 lb package	196	7.89			24	9.99
Tangerines/Mandarins		each	47	0.36	117	1.70	44	0.92
Tangerines/Mandarins		per lb	336	1.59	330	1.67	231	1.66
Watermelons	Red Flesh Seedless Miniature	each	627	4.22	4,050	3.94	523	3.19
Watermelons	Red Flesh Seedless Type	each	1,710	5.60	12,120	4.54	1,500	5.29
Watermelons	Red Flesh Seedless Type	per lb	684	0.33	1,610	0.37	169	0.52

**Potatoes & Onions**

Commodity	Variety	Unit	THIS WEEK		LAST WEEK		LAST YEAR	
			Number of Ads	Wtd Avg Price	Number of Ads	Wtd Avg Price	Number of Ads	Wtd Avg Price
Onions, Dry	RED	2 lb bag	480	3.14	133	1.95	37	2.78
Onions, Dry	RED	per lb	341	1.49	1,893	1.96	867	1.34
Onions, Dry	WHITE	3 lb bag	16	1.98				
Onions, Dry	WHITE	per lb	1,597	1.12	1,739	1.22	575	1.20
Onions, Dry	YELLOW	2 lb bag	656	1.41	308	1.77	895	1.40
Onions, Dry	YELLOW	3 lb bag	1,279	2.61	2,377	2.74	2,579	2.69
Onions, Dry	YELLOW	5 lb bag	24	1.99	234	1.58	9	2.48
Onions, Dry	YELLOW	per lb	695	0.72	1,207	0.84	610	0.77
Onions, Dry	YELLOW MARKED SWEET	2 lb bag	44	2.14	290	2.28	452	1.19
Onions, Dry	YELLOW MARKED SWEET	3 lb bag	436	3.99	792	3.51	327	3.15
Onions, Dry	YELLOW MARKED SWEET	5 lb bag	61	3.99	9	1.29		
Onions, Dry	YELLOW MARKED SWEET	per lb	2,397	1.37	3,762	1.15	1,193	1.33
Potatoes	ROUND RED	3 lb bag	250	2.79	167	2.99	141	2.81
Potatoes	ROUND RED	5 lb bag	1,906	3.80	829	4.41	2,066	3.60
Potatoes	ROUND RED	per lb	820	1.10	480	1.16	441	1.38
Potatoes	ROUND WHITE	5 lb bag	689	3.50	425	3.04	590	2.99
Potatoes	ROUND WHITE	per lb	120	1.15	42	1.29	275	1.49
Potatoes	RUSSET	10 lb bag	914	3.76	386	3.72	425	4.56
Potatoes	RUSSET	3 lb bag	51	1.65			91	1.61
Potatoes	RUSSET	5 lb bag	3,197	3.05	4,086	2.39	1,280	3.49
Potatoes	RUSSET	8 lb bag	394	3.49	20	3.98	33	4.17
Potatoes	RUSSET	per lb	1,673	0.94	891	0.89	1,133	0.82

Wtd Avg - Simple weighted average



Commodity	Variety	Unit	THIS WEEK		LAST WEEK		LAST YEAR	
			Number of Ads	Wtd Avg Price	Number of Ads	Wtd Avg Price	Number of Ads	Wtd Avg Price
Potatoes	YELLOW TYPE	10 lb bag	8	2.99	8	2.89		
Potatoes	YELLOW TYPE	3 lb bag	336	2.52	178	2.91	173	2.46
Potatoes	YELLOW TYPE	5 lb bag	1,315	3.91	765	4.00	566	3.80
Potatoes	YELLOW TYPE	per lb	887	1.03	223	1.46	292	1.42
<b>Vegetables</b>								
Commodity	Variety	Unit	THIS WEEK		LAST WEEK		LAST YEAR	
			Number of Ads	Wtd Avg Price	Number of Ads	Wtd Avg Price	Number of Ads	Wtd Avg Price
Artichokes		each	9	2.00	9	1.50	1,207	2.78
Asparagus	GREEN	per lb	423	4.00	1,087	4.45	189	3.99
Beans	ROUND GREEN TYPE	12 oz bag	505	3.00	1,020	2.75	986	2.77
Beans	ROUND GREEN TYPE	per lb	705	1.69	253	1.69	2,054	1.87
Beets		per lb	113	0.74	74	1.20	65	0.84
Bok Choy		per lb	13	1.63	6	1.68	15	1.60
Broccoli		per bunch	1,663	2.84	1,267	2.98	1,759	2.98
Broccoli		per lb	497	1.95	110	1.76	429	0.96
Broccoli	BABY HYBRID TYPE	per bunch	8	2.99	93	2.59		
Broccoli	CROWN CUT	per lb	2,060	1.77	1,442	1.89	4,068	1.67
Brussels Sprouts		1 lb bag	568	2.99	649	2.91	197	3.49
Brussels Sprouts		12 oz bag	199	2.57	427	2.53	413	2.50
Brussels Sprouts		per lb	233	2.66			8	3.69
Cabbage	RED TYPE	per lb	9	0.69	6	0.50	61	0.69
Cabbage	ROUND GREEN TYPE	per lb	2,329	0.58	1,451	0.70	3,269	0.66
Cactus Leaf (Nopales)		per lb	53	0.71	33	0.86	46	1.05
Carrots		1 lb bag	47	0.67	40	0.61	322	1.17
Carrots		2 lb bag	258	1.53	18	1.84	1,079	1.63
Carrots		5 lb film bag	102	2.82	42	3.00	69	2.31
Carrots		per lb	219	0.74	203	0.78	103	0.65
Carrots	BABY PEELED	1 lb bag	1,894	1.40	1,919	1.42	1,938	1.30
Carrots	BABY PEELED	2 lb bag	652	2.09	1,129	2.48	336	2.71
Cauliflower		each	2,002	3.03	1,834	2.91	2,097	2.91
Cauliflower		per lb	496	1.62	199	1.67	618	1.06
Celery		each	2,306	1.62	2,037	1.60	1,779	1.64
Celery		per lb	206	0.98			128	1.01
Celery	HEARTS	per package	731	3.02	412	2.78	373	3.02
Chayote		each	123	0.43	76	0.37	212	0.95
Chayote		per lb	118	0.76	104	0.77	125	0.90

Wtd Avg - Simple weighted average





Commodity	Variety	Unit	THIS WEEK		LAST WEEK		LAST YEAR	
			Number of Ads	Wtd Avg Price	Number of Ads	Wtd Avg Price	Number of Ads	Wtd Avg Price
Cilantro		per bunch	1,975	0.76	3,166	0.87	414	0.53
Collards		1 lb bag	35	3.50	55	3.16	366	3.00
Collards		per bunch	14	2.50	14	2.50	46	1.56
Collards		per lb	146	1.37	7	0.99	18	1.29
Corn-Sweet		each	2,300	0.52	10,460	0.56	1,411	0.50
Corn-Sweet		trays 4-5 ears film wrapped	691	3.42	5,674	2.85	471	4.46
Cucumbers		each	3,424	0.82	3,543	0.85	2,680	0.72
Cucumbers		per lb	27	0.89	134	0.97	199	1.00
Cucumbers	LONG SEEDLESS - Greenhouse	each	4,187	1.45	3,359	1.58	2,065	1.14
Eggplant		each	19	2.11	9	1.89	165	1.97
Eggplant		per lb	520	1.52	1,324	1.45	687	1.45
Garlic		per lb	18	5.21			9	3.99
Garlic		per sleeve	237	1.57	275	1.66	158	1.37
Jalapeno Peppers		per lb	1,169	1.11	1,322	1.00	543	1.21
Kale		1 lb bag	35	3.50	62	2.91	366	3.00
Kale		per bunch	23	2.14	67	1.85	24	1.18
Kale		per lb	124	1.45			18	1.29
Lettuce	Green Leaf	each	397	1.53	216	1.36	317	1.46
Lettuce	Green Leaf	per lb	9	0.99	283	1.99	32	1.65
Lettuce	Iceberg	each	5,104	1.83	4,193	1.74	782	1.51
Lettuce	Iceberg	per lb	36	1.29	11	1.50	36	1.48
Lettuce	Red Leaf	each	414	1.49	237	1.49	247	1.59
Lettuce	Red Leaf	per lb	9	0.99	283	1.99	43	1.66
Lettuce	Romaine	each	399	1.31	124	1.30	236	1.19
Lettuce	Romaine	per lb	22	1.49	82	1.89	135	1.83
Lettuce	Romaine (Hearts)	3 count	2,076	3.20	1,809	2.93	706	2.98
Mixed Mini Sweet Peppers		1 lb package	285	3.77	553	4.26	535	2.88
Mushrooms	CREMINI	8 oz package	383	2.53	312	2.47	72	2.26
Mushrooms	PORTOBELLA	6 oz package	178	3.09	463	3.35	240	3.16
Mushrooms	WHITE	8 oz package	3,931	1.67	3,073	2.02	2,244	1.70
Mushrooms	WHITE	per lb	242	3.73			380	3.87
Onions, Green		per bunch	857	0.95	373	0.76	286	0.69
Peppers (Bell Type)	GREEN	each	3,242	0.74	1,764	0.82	2,750	1.32
Peppers (Bell Type)	GREEN - Greenhouse	per lb	7	0.99				
Peppers (Bell Type)	GREEN	per lb	863	1.50	444	1.47	675	1.34
Peppers (Bell Type)	ORANGE - Greenhouse	each	13	1.67	728	1.36	7	1.00
Peppers (Bell Type)	ORANGE	each	1,480	1.62	864	1.16	1,520	1.50

Wtd Avg - Simple weighted average



Commodity	Variety	Unit	THIS WEEK		LAST WEEK		LAST YEAR	
			Number of Ads	Wtd Avg Price	Number of Ads	Wtd Avg Price	Number of Ads	Wtd Avg Price
Peppers (Bell Type)	ORANGE	per lb	35	2.99	213	3.74	104	2.99
Peppers (Bell Type)	ORANGE - Greenhouse	per lb	87	2.54	30	3.99		
Peppers (Bell Type)	RED - Greenhouse	each	31	1.71	728	1.36	7	1.00
Peppers (Bell Type)	RED	each	1,523	1.65	871	1.16	1,935	1.50
Peppers (Bell Type)	RED	per lb	51	3.15	221	3.75	402	2.97
Peppers (Bell Type)	RED - Greenhouse	per lb	87	2.54	30	3.99		
Peppers (Bell Type)	YELLOW - Greenhouse	each	22	1.80	728	1.36	7	1.00
Peppers (Bell Type)	YELLOW	each	1,490	1.62	577	1.25	2,110	1.53
Peppers (Bell Type)	YELLOW	per lb	35	2.99	221	3.75	104	2.99
Peppers (Bell Type)	YELLOW - Greenhouse	per lb	87	2.54	30	3.99		
Pumpkins		each	278	5.78			147	5.35
Pumpkins	Marked Extra Large	each	43	9.25			56	6.28
Pumpkins	Marked Large	each	1,031	7.64			954	7.74
Pumpkins	MINIATURE	each	342	0.88	16	1.49	326	0.85
Pumpkins	MINIATURE	per lb	65	1.99			65	2.49
Pumpkins	PIE TYPE	each	268	2.47	16	1.99	383	2.84
Pumpkins	PIE TYPE	per lb	163	1.17			59	1.29
Radishes		1 lb bag	57	1.82	111	1.99	6	1.69
Radishes		6-oz film bags	9	1.69				
Radishes		per bunch	545	1.24	323	0.77	135	0.77
Salad (Mixed Types)		1 lb package	8	1.99	312	3.60		
Salad (Mixed Types)		10-12 oz package	2,262	2.95	2,560	2.50	1,449	2.80
Salad (Mixed Types)		5-9 oz package	1,832	2.99	1,783	2.59	1,139	2.85
Serrano Peppers		per lb	440	0.92	107	1.02	40	1.51
Spinach		per bunch	30	1.20	80	1.65	81	1.79
Spinach	FLAT TYPE	1 lb package	7	2.50			129	2.49
Spinach	FLAT TYPE	5-7 oz package	1,258	3.35	230	2.58	53	3.01
Spinach	FLAT TYPE	8-10 oz package	1,102	2.86	753	2.99	452	2.39
Squash	Acorn	per lb	864	1.19	239	1.11	1,501	1.01
Squash	Butternut	per lb	821	1.19	239	1.11	1,582	0.99
Squash	GREY	per lb	158	0.88	151	0.92	259	0.93
Squash	Kabocha	per lb	276	1.07	26	0.63	227	0.99
Squash	Spaghetti	per lb	799	1.21	217	1.02	1,561	1.00
Squash	Yellow Crookneck/Straightneck	per lb	1,852	1.59	3,371	1.55	1,441	1.45
Squash	Zucchini	per lb	2,255	1.56	3,134	1.52	5,024	1.26
Sweet Potatoes		per lb	1,684	1.27	266	1.03	1,850	1.05
Tomatillos		per lb	584	0.89	885	0.88	242	0.96

Wtd Avg - Simple weighted average



Commodity	Variety	Unit	THIS WEEK		LAST WEEK		LAST YEAR	
			Number of Ads	Wtd Avg Price	Number of Ads	Wtd Avg Price	Number of Ads	Wtd Avg Price
Tomatoes		per lb	743	1.81	726	2.05	1,482	1.65
Tomatoes	Cherry Type	1 pint package	45	2.00	46	2.34	38	2.13
Tomatoes	Cherry Type - Greenhouse	10 oz package	19	3.99				
Tomatoes	Cherry Type	10 oz package	34	2.89	31	3.29	197	3.35
Tomatoes	Cherry Type	per lb	20	4.00				
Tomatoes	GRAPE TYPE - Greenhouse	1 pint package	33	2.48				
Tomatoes	GRAPE TYPE	1 pint package	1,718	2.42	1,697	2.55	502	2.96
Tomatoes	GRAPE TYPE	10 oz package	423	2.34	1,044	2.73	2,802	2.72
Tomatoes	Plum Type (Roma)	per lb	2,342	1.42	1,534	1.37	1,895	1.19
Tomatoes	VINE RIPES - Greenhouse	per lb	474	1.81	851	1.71	302	1.80
Tomatoes	VINE RIPES	per lb	2,652	2.03	678	1.97	1,103	1.31
Tomatoes	Vine Ripes - Heirloom Varieties - Greenhouse	per lb	196	3.02	8	3.99	111	3.03
Tomatoes	VINE RIPES - ON THE VINE - Greenhouse	per lb	1,381	2.03	1,800	1.91	2,698	1.74

**Other Specialty Crop Items**

Commodity	Variety	Unit	THIS WEEK		LAST WEEK		LAST YEAR	
			Number of Ads	Wtd Avg Price	Number of Ads	Wtd Avg Price	Number of Ads	Wtd Avg Price
Hemp Protein		16 oz	347	19.18	304	19.78	280	12.45
Hemp Protein		8 oz	86	7.42			86	8.38
Hemp Seeds Shelled		10 oz	154	3.29	154	3.29		
Hemp Seeds Shelled		16 oz	231	12.64	197	14.39	75	14.87
Hemp Seeds Shelled		7 oz	86	9.65			153	7.78
Hemp Seeds Shelled		8 oz	372	7.92	694	8.84	625	8.24

**Seasonal Items**

Commodity	Variety	Unit	THIS WEEK		LAST WEEK		LAST YEAR	
			Number of Ads	Wtd Avg Price	Number of Ads	Wtd Avg Price	Number of Ads	Wtd Avg Price
Ornamentals	Chrysanthemums	6 inch pot	206	8.16	126	8.75	954	7.22
Ornamentals	Chrysanthemums	8 Inch Pot	1,720	5.75	232	8.85	264	8.99
Ornamentals	Chrysanthemums	bunched 12s	10	12.99				
Ornamentals	Rose, Hybrid Tea	bunched 10s	122	9.99	74	9.99		
Ornamentals	Rose, Hybrid Tea	bunched 12s	320	11.67	2,262	7.31	281	9.24

Wtd Avg - Simple weighted average



### REGIONAL CONVENTIONAL DETAILS

Commodity	Variety	Unit	NORTHEAST U.S.				SOUTHEAST U.S.				MIDWEST U.S.			
			Price Range	Number of Ads	Wtd Avg Price	% Marked Local	Price Range	Number of Ads	Wtd Avg Price	% Marked Local	Price Range	Number of Ads	Wtd Avg Price	% Marked Local
<b>FRUIT</b>														
Apple Pears		per lb	1.69	6	1.69									
Apples	Empire	2 lb bag	2.99	19	2.99									
Apples	Fuji	3 lb bag	3.99 - 4.49	485	4.06		3.99 - 5.99	497	4.13		2.99 - 3.99	294	3.94	
Apples	Fuji	per lb	0.99 - 1.49	70	1.32		0.99 - 1.99	403	1.31		0.99 - 1.69	95	1.05	
Apples	Gala/Royal Gala	2 lb bag	2.99	30	2.99									
Apples	Gala/Royal Gala	3 lb bag	2.49 - 4.99	765	3.88		2.99 - 5.99	559	4.02		1.99 - 3.99	446	3.51	7
Apples	Gala/Royal Gala	5 lb bag	2.99	8	2.99		4.95 - 4.99	123	4.99		4.99	12	4.99	
Apples	Gala/Royal Gala	per lb	0.79 - 1.79	869	1.28	7	0.99 - 2.49	202	1.58		0.77 - 1.79	452	1.01	
Apples	Ginger Gold	3 lb bag	3.50 - 3.99	111	3.79						2.50 - 3.99	184	2.94	59
Apples	Ginger Gold	per lb	0.99 - 1.29	370	1.00	16	0.99	40	0.99					
Apples	Golden Delicious	3 lb bag	2.99 - 3.99	46	3.82		2.99 - 3.98	49	3.23		2.99	16	2.99	
Apples	Golden Delicious	per lb					1.79	30	1.79		0.79 - 0.99	119	0.94	
Apples	Granny Smith	2 lb bag					2.99	8	2.99					
Apples	Granny Smith	3 lb bag	3.99 - 4.49	485	4.06		2.99 - 5.99	534	4.05		2.99 - 3.99	90	3.75	
Apples	Granny Smith	per lb	1.79	11	1.79		1.29 - 1.79	94	1.56		0.98	8	0.98	
Apples	Honeycrisp	3 lb bag	4.49	72	4.49						5.99	724	5.99	
Apples	Honeycrisp	per lb	0.99 - 2.99	804	1.97	2	1.29 - 2.99	1861	1.77		0.99 - 1.99	852	1.56	11
Apples	Jonathan	per lb									1.29	9	1.29	
Apples	McIntosh	3 lb bag	2.99	8	2.99						2.50 - 2.99	35	2.72	
Apples	McIntosh	per lb	0.79 - 1.29	223	0.98	3					0.79 - 0.99	89	0.92	
Apples	Paula Red	3 lb bag	3.99	65	3.99						2.50 - 3.99	184	2.94	59
Apples	Paula Red	per lb	0.99 - 1.49	165	1.02	10					0.79 - 0.99	67	0.97	
Apples	Pink Lady/Cripps Pink	per lb	0.99 - 1.99	199	1.04		1.29	11	1.29		0.99 - 1.49	317	1.04	
Apples	Red Delicious	3 lb bag	2.99 - 3.99	46	3.82		3.98	12	3.98					
Apples	Red Delicious	5 lb bag					4.98	46	4.98					
Apples	Red Delicious	per lb	0.99	9	0.99		0.99 - 1.79	121	1.49		0.99	7	0.99	
Apples, Processed	Juice	128 oz (1 gallon)									2.99 - 6.99	245	6.29	
Apples, Processed	Juice	64 oz (1/2 gallon)	1.50 - 5.49	2143	2.27		1.88 - 3.99	1966	2.81		1.68 - 3.99	1093	3.16	
Apples, Processed	Juice Marked Cider	128 oz (1 gallon)	6.99	436	6.99	83	6.99	242	6.99	5	2.99 - 7.99	356	4.80	
Apples, Processed	Juice Marked Cider	64 oz (1/2 gallon)	3.69 - 4.99	31	4.21	22	2.50 - 3.99	12	2.87		1.99 - 5.49	211	4.21	4
Avocados	Hass	each	0.99 - 1.67	453	1.46		0.98 - 1.67	659	1.35		0.99 - 1.29	81	1.06	
Avocados	Hass-Marked Medium	each	0.50 - 1.66	144	1.53		1.50	86	1.50		0.69 - 1.67	87	1.47	
Avocados	Various Greenskin Varieties	each	2.00 - 2.50	224	2.42		2.50	1195	2.50					

Wtd Avg - Simple weighted average



National Retail Report - Specialty Crops  
Friday, September 6, 2024 - Page 13

Commodity	Variety	Unit	NORTHEAST U.S.				SOUTHEAST U.S.				MIDWEST U.S.			
			Price Range	Number of Ads	Wtd Avg Price	% Marked Local	Price Range	Number of Ads	Wtd Avg Price	% Marked Local	Price Range	Number of Ads	Wtd Avg Price	% Marked Local
Avocados	Various Greenskin Varieties	per lb					0.99	34	0.99					
Bananas		per lb	0.49 - 0.69	217	0.62		0.39 - 0.59	13	0.44		0.38 - 0.59	178	0.41	
Blackberries		5.6-6 oz package	1.99 - 3.99	806	2.93		1.97 - 3.99	1095	2.53		1.97 - 3.34	656	2.32	
Blueberries		1 pint (11-12 oz cntr w/ lid)	3.00 - 3.99	760	3.57		1.97 - 3.99	716	2.85		1.97 - 3.00	135	2.21	
Blueberries		18 oz package	4.99 - 8.99	256	5.31		5.00 - 8.99	155	8.01		4.99 - 8.99	22	7.54	
Blueberries		6 oz package	3.34	74	3.34		2.99 - 3.34	457	3.06		3.34	8	3.34	
Cactus Pears		each									0.20	14	0.20	
Cactus Pears		per lb									0.88	8	0.88	
Cantaloupes		each	1.49 - 3.99	484	2.71		2.49 - 3.99	597	3.29	1	2.49 - 3.50	592	2.88	
Clementines		2 lb bag	4.99	19	4.99		2.95 - 3.99	120	3.32		1.99 - 4.44	70	2.98	
Clementines		3 lb bag	3.99 - 5.99	493	4.90		4.48 - 6.99	92	5.27		1.99 - 6.99	116	4.46	
Grapefruit	RED	each	1.00 - 1.67	308	1.10		1.00	74	1.00					
Grapefruit	RED	per lb									1.99	106	1.99	
Grapes	Black Seedless	per lb	1.49 - 2.49	858	1.91		1.69 - 2.99	629	2.34		1.49 - 1.99	617	1.88	
Grapes	Red Globe Seeded Type	per lb	1.99	220	1.99		1.99 - 2.49	406	2.44		1.99	39	1.99	
Grapes	Red Seedless	per lb	1.29 - 3.99	1967	2.12		1.47 - 3.99	2569	2.28		1.47 - 3.99	1877	2.02	
Grapes	White Seedless Type	per lb	1.29 - 3.99	2333	2.07		1.47 - 3.99	3860	2.13		1.47 - 3.99	1872	2.16	
Honeydews		each	3.99 - 4.99	290	4.25		3.99 - 4.99	27	4.47		2.99 - 3.50	237	3.05	
Honeydews		per lb									0.79	22	0.79	
Kiwifruit	Hayward	1-lb containers with lids	3.99 - 4.99	139	4.10									
Kiwifruit	Hayward	2-lb containers with lids									2.99	22	2.99	
Kiwifruit	Hayward	each	0.83	65	0.83		0.67	77	0.67					
Kiwifruit	Yellow Flesh	1-lb containers with lids	3.99	9	3.99						3.99	264	3.99	
Lemons		1 lb bag	2.50	10	2.50		2.69	37	2.69		2.99	11	2.99	
Lemons		2 lb bag	2.99 - 4.99	209	3.10		3.29 - 3.99	408	3.95		1.99 - 3.99	66	2.87	
Lemons		each	0.30 - 0.79	388	0.70		0.50 - 0.79	955	0.79		0.67 - 0.69	116	0.69	
Lemons		per lb									0.79 - 0.99	21	0.92	
Limes		each	0.33 - 0.75	130	0.45		0.28 - 0.50	56	0.32		0.69	96	0.69	
Mangoes	Round Varieties	each	0.80 - 2.00	509	1.10		1.00 - 2.00	1548	1.55		0.99 - 2.49	238	1.16	
Mangoes	Round Varieties Marked Extra Large	each	1.25	19	1.25		0.99	15	0.99		1.89	22	1.89	
Mangoes	Round Varieties Marked Large	each	0.99 - 1.25	189	1.24		1.25	380	1.25		1.34	11	1.34	
Nectarines	Various White Flesh Varieties	per lb	2.29 - 2.99	274	2.78		2.49 - 2.99	1209	2.50		2.99	60	2.99	
Nectarines	Various Yellow Flesh Varieties	per lb	1.99 - 2.99	918	2.46		1.99 - 2.99	1884	2.60		1.99 - 2.99	326	2.85	
Oranges	Navel	3 lb bag	2.99 - 5.99	1208	4.69		2.95 - 4.99	1597	4.87		1.99 - 5.99	293	3.67	
Oranges	Navel	4 lb bag					3.99 - 4.99	36	4.93		3.90 - 3.99	46	3.98	

Wtd Avg - Simple weighted average



Commodity	Variety	Unit	NORTHEAST U.S.				SOUTHEAST U.S.				MIDWEST U.S.			
			Price Range	Number of Ads	Wtd Avg Price	% Marked Local	Price Range	Number of Ads	Wtd Avg Price	% Marked Local	Price Range	Number of Ads	Wtd Avg Price	% Marked Local
Oranges	Navel	each	0.99 - 1.25	1112	1.04		1.00 - 1.25	27	1.13					
Oranges	Navel	per lb	1.49	84	1.49		1.49	38	1.49		1.48 - 1.77	147	1.51	
Oranges	Navel, Cara Cara	3 lb bag	3.49 - 5.99	735	4.18		3.49	620	3.49		3.49 - 5.99	753	3.53	
Oranges	Navel, Cara Cara	each	1.25 - 1.29	190	1.25		1.25	14	1.25					
Oranges	Navel, Cara Cara	per lb	1.49 - 1.99	26	1.87						1.99	106	1.99	
Oranges	Valencia	each					0.79	13	0.79					
Papaya	Maradol/Tainung Types	per lb	0.99 - 1.49	325	1.40		1.49	3	1.49		0.99	38	0.99	
Peaches	Various White Flesh Varieties	per lb	2.29 - 2.99	274	2.78		2.49 - 2.99	1209	2.50		1.99 - 2.99	66	2.90	
Peaches	Various Yellow Flesh Varieties	per lb	1.49 - 2.99	1769	2.16	4	1.28 - 2.99	2454	2.41	2	0.99 - 3.49	1052	1.92	
Pears	Bartlett	per lb	0.99 - 2.49	719	1.68	1	1.49 - 2.49	661	2.14		0.99 - 1.99	406	1.70	
Pears	Bosc	per lb	1.99	11	1.99		1.68 - 2.49	304	2.30		1.99	44	1.99	
Pears	D'Anjou	per lb	0.99 - 1.99	20	1.54		1.68	53	1.68		1.99	44	1.99	
Pineapples		each	2.50 - 2.99	14	2.78		0.98 - 3.49	77	2.15		2.59 - 3.99	181	3.46	
Pineapples		per lb									0.99	16	0.99	
Plums		per lb	0.99 - 2.99	1096	2.69		1.49 - 2.99	680	2.75		1.49 - 2.99	542	2.63	
Plums	Interspecific Type	per lb	1.99	129	1.99		1.99 - 2.98	1341	2.50		2.49 - 2.99	82	2.86	
Pomegranates		each	2.99	162	2.99									
Prunes		per lb	1.69	35	1.69									
Raspberries		6 oz package	3.00 - 3.99	262	3.83		1.97 - 3.99	1852	3.13		1.97 - 3.34	1114	2.42	
Strawberries		1 lb package	1.59 - 5.99	1533	2.60		1.89 - 3.99	1650	2.52		1.99 - 3.69	2238	2.23	
Tangelos		each					0.99	13	0.99					
Tangelos		per lb									1.39	22	1.39	
Tangerines/Mandarins		2 lb bag	5.99	74	5.99		2.98 - 3.99	100	3.73		3.99	96	3.99	
Tangerines/Mandarins		3 lb bag	2.99 - 6.99	751	4.71		2.99 - 5.99	1861	3.44		1.99 - 5.99	1322	3.79	
Tangerines/Mandarins		5 lb package					7.98	187	7.98					
Tangerines/Mandarins		per lb	1.49	6	1.49						0.99 - 1.48	57	1.25	
Watermelons	Red Flesh Seedless Miniature	each					3.88 - 3.99	28	3.94		4.99	106	4.99	
Watermelons	Red Flesh Seedless Type	each	3.99 - 5.99	585	5.50		2.98 - 6.99	508	6.32	1	3.99 - 5.99	98	4.60	36
Watermelons	Red Flesh Seedless Type	per lb	0.49 - 0.79	74	0.67									

**POTATOES & ONIONS**

Onions, Dry	RED	2 lb bag	2.49 - 3.50	326	3.03		2.99	40	2.99		3.50	114	3.50	
Onions, Dry	RED	per lb	0.99 - 1.49	286	1.47						0.99	16	0.99	
Onions, Dry	WHITE	3 lb bag									1.98 - 1.99	16	1.98	
Onions, Dry	WHITE	per lb	0.99 - 1.19	83	1.17						0.99 - 1.29	72	1.06	
Onions, Dry	YELLOW	2 lb bag	0.99 - 2.00	464	1.54		0.99 - 1.49	43	1.46		0.99	96	0.99	100

Wtd Avg - Simple weighted average



Commodity	Variety	Unit	NORTHEAST U.S.				SOUTHEAST U.S.				MIDWEST U.S.			
			Price Range	Number of Ads	Wtd Avg Price	% Marked Local	Price Range	Number of Ads	Wtd Avg Price	% Marked Local	Price Range	Number of Ads	Wtd Avg Price	% Marked Local
Onions, Dry	YELLOW	3 lb bag	1.49 - 2.99	218	2.46		1.98 - 3.49	285	2.80		1.50 - 3.64	500	2.78	
Onions, Dry	YELLOW	5 lb bag					1.99	8	1.99					
Onions, Dry	YELLOW	per lb					0.78	26	0.78		0.39 - 1.29	200	0.97	
Onions, Dry	YELLOW MARKED SWEET	2 lb bag									2.50	20	2.50	
Onions, Dry	YELLOW MARKED SWEET	3 lb bag	3.99	340	3.99		3.99 - 4.19	23	4.07					
Onions, Dry	YELLOW MARKED SWEET	5 lb bag									3.99	61	3.99	
Onions, Dry	YELLOW MARKED SWEET	per lb	0.99 - 1.49	104	1.34	8	0.88 - 1.49	1537	1.41		0.99 - 1.49	226	1.38	
Potatoes	ROUND RED	3 lb bag					1.99 - 3.00	168	2.59		2.50 - 3.99	78	3.22	
Potatoes	ROUND RED	5 lb bag	2.99 - 4.99	679	4.64		2.48 - 4.99	365	3.81		0.99 - 3.99	463	2.54	
Potatoes	ROUND RED	per lb	1.29 - 1.49	245	1.47						0.98	8	0.98	
Potatoes	ROUND WHITE	5 lb bag	1.67 - 4.99	655	3.52	2								
Potatoes	ROUND WHITE	per lb									0.98	8	0.98	
Potatoes	RUSSET	10 lb bag	3.99 - 4.99	153	4.29		3.88 - 4.99	194	4.23		2.99	41	2.99	
Potatoes	RUSSET	3 lb bag									1.39 - 1.99	51	1.65	
Potatoes	RUSSET	5 lb bag	1.99 - 3.99	499	3.18		1.88 - 3.99	1458	3.76		1.49 - 3.99	223	2.73	43
Potatoes	RUSSET	8 lb bag	3.49	175	3.49		3.49 - 3.99	58	3.92		3.00	22	3.00	
Potatoes	RUSSET	per lb	0.79 - 1.29	196	1.07		0.79 - 0.99	1034	0.99		0.59 - 0.79	40	0.66	
Potatoes	YELLOW TYPE	10 lb bag									2.99	8	2.99	
Potatoes	YELLOW TYPE	3 lb bag					1.50 - 3.00	130	2.72		1.48 - 3.99	192	2.42	15
Potatoes	YELLOW TYPE	5 lb bag	2.99 - 4.99	694	4.72		3.59 - 4.99	33	4.30		0.99 - 3.50	218	1.32	
Potatoes	YELLOW TYPE	per lb	1.29 - 1.49	210	1.47						0.88	199	0.88	

**VEGETABLES**

Artichokes		each	2.00	9	2.00									
Asparagus	GREEN	per lb	2.99 - 3.99	91	3.78						2.99	149	2.99	
Beans	ROUND GREEN TYPE	12 oz bag	2.50 - 3.99	243	2.78		3.50 - 3.88	67	3.80		2.99 - 3.50	195	3.01	
Beans	ROUND GREEN TYPE	per lb	1.49 - 1.99	342	1.50		0.99 - 1.98	99	1.64		0.99 - 2.99	259	1.98	10
Beets		per lb					0.99	34	0.99		0.49 - 0.79	37	0.55	59
Bok Choy		per lb	1.68	6	1.68									
Broccoli		per bunch	2.00 - 2.50	239	2.38		2.99	1195	2.99		2.99 - 3.34	48	3.27	
Broccoli		per lb									0.99 - 1.99	210	1.89	
Broccoli	CROWN CUT	per lb	0.99 - 2.49	915	1.63		1.69 - 1.99	448	1.86		1.79 - 2.99	277	2.04	
Brussels Sprouts		1 lb bag	2.99	322	2.99									
Brussels Sprouts		12 oz bag	2.50	185	2.50		3.50	14	3.50					
Brussels Sprouts		per lb	1.99 - 2.99	104	2.55	9					0.99 - 2.99	129	2.76	
Cabbage	RED TYPE	per lb	0.69	9	0.69	100								

Wtd Avg - Simple weighted average



Commodity	Variety	Unit	NORTHEAST U.S.				SOUTHEAST U.S.				MIDWEST U.S.			
			Price Range	Number of Ads	Wtd Avg Price	% Marked Local	Price Range	Number of Ads	Wtd Avg Price	% Marked Local	Price Range	Number of Ads	Wtd Avg Price	% Marked Local
Cabbage	ROUND GREEN TYPE	per lb	0.49 - 0.79	538	0.64	19	0.49 - 0.79	1087	0.51	1	0.39 - 0.99	256	0.60	57
Carrots		1 lb bag	0.49	32	0.49									
Carrots		2 lb bag					1.00	73	1.00		1.00 - 2.15	115	1.64	
Carrots		5 lb film bag	2.69	60	2.69									
Carrots		per lb	0.69 - 0.99	52	0.87	17								
Carrots	BABY PEELED	1 lb bag	0.99 - 2.00	605	1.58		1.00 - 1.69	349	1.40		0.89 - 2.00	492	1.28	5
Carrots	BABY PEELED	2 lb bag	2.00 - 2.49	485	2.07		1.99 - 2.50	47	2.20		2.00 - 2.48	112	2.04	
Cauliflower		each	1.99 - 3.99	1249	3.04		1.99 - 3.99	169	2.54		2.98 - 3.49	51	3.20	
Cauliflower		per lb									0.99 - 2.99	201	1.12	
Celery		each	1.25 - 2.00	278	1.70		0.98 - 1.79	1444	1.73		0.99 - 1.99	399	1.29	
Celery	HEARTS	per package	2.49 - 3.49	249	3.23		3.50	14	3.50		2.79	245	2.79	
Chayote		each	0.67	9	0.67									
Chayote		per lb	0.88	6	0.88						0.89	8	0.89	
Cilantro		per bunch	0.69 - 1.00	310	0.96		0.34	31	0.34		0.44 - 0.99	643	0.77	
Collards		1 lb bag	3.50	35	3.50									
Collards		per bunch					2.50	14	2.50	100				
Collards		per lb	0.99 - 1.49	81	1.43		1.49	43	1.49		0.89	22	0.89	100
Corn-Sweet		each	0.25 - 1.50	1064	0.53	21	0.20 - 0.79	108	0.60	20	0.25 - 0.69	306	0.48	63
Corn-Sweet		trays 4-5 ears film wrapped	2.99 - 5.00	214	4.77	3	1.95 - 5.00	366	2.86		1.95 - 2.99	46	2.49	
Cucumbers		each	0.67 - 1.00	452	0.72		0.34 - 1.00	254	0.81		0.50 - 1.50	696	1.00	2
Cucumbers	LONG SEEDLESS - Greenhouse	each	0.95 - 2.00	1369	1.25		0.95 - 2.00	1974	1.69		0.69 - 1.66	320	1.17	
Eggplant		each									1.69	9	1.69	
Eggplant		per lb	0.99 - 1.99	513	1.51	1								
Garlic		per lb									5.99	11	5.99	
Jalapeno Peppers		per lb	1.49	190	1.49						0.79 - 1.39	101	1.01	15
Kale		1 lb bag	3.50	35	3.50									
Kale		per bunch					2.50	14	2.50	100	1.58	9	1.58	100
Kale		per lb	0.99 - 1.49	81	1.43		1.49	43	1.49					
Lettuce	Green Leaf	each	0.99 - 1.99	134	1.65	5	1.19 - 1.99	86	1.87					
Lettuce	Green Leaf	per lb	0.99	9	0.99									
Lettuce	Iceberg	each	0.99 - 2.00	920	1.79		0.99 - 1.99	1785	1.95		0.99 - 1.99	489	1.86	
Lettuce	Red Leaf	each	0.99 - 1.99	134	1.65	5	1.99	73	1.99		0.99	6	0.99	
Lettuce	Red Leaf	per lb	0.99	9	0.99									
Lettuce	Romaine	each	1.29 - 1.99	205	1.57						0.99	36	0.99	
Lettuce	Romaine	per lb	1.49	22	1.49									
Lettuce	Romaine (Hearts)	3 count	2.69 - 3.99	327	3.69		2.98 - 3.99	1310	3.19		2.50 - 3.50	182	3.08	
Mixed Mini Sweet Peppers		1 lb package	3.99	43	3.99						2.98 - 3.99	167	3.77	
Mushrooms	CREMINI	8 oz package	2.50 - 3.99	44	3.18		2.50	258	2.50		2.69	11	2.69	

Wtd Avg - Simple weighted average





Commodity	Variety	Unit	NORTHEAST U.S.				SOUTHEAST U.S.				MIDWEST U.S.			
			Price Range	Number of Ads	Wtd Avg Price	% Marked Local	Price Range	Number of Ads	Wtd Avg Price	% Marked Local	Price Range	Number of Ads	Wtd Avg Price	% Marked Local
Mushrooms	PORTOBELLA	6 oz package	3.00	162	3.00						3.99	16	3.99	
Mushrooms	WHITE	8 oz package	1.29 - 2.99	851	1.68		1.29 - 2.50	1177	1.68		1.29 - 2.99	987	1.50	
Mushrooms	WHITE	per lb	3.99	190	3.99						2.50 - 2.99	52	2.78	
Onions, Green		per bunch	0.75 - 0.84	43	0.77		0.59	9	0.59		0.77	25	0.77	
Peppers (Bell Type)	GREEN	each	0.59 - 1.00	297	0.90	25	0.59 - 1.00	1071	0.63		0.66 - 0.99	499	0.83	22
Peppers (Bell Type)	GREEN - Greenhouse	per lb									0.99	7	0.99	
Peppers (Bell Type)	GREEN	per lb	0.79 - 1.99	810	1.47	37					0.99 - 1.99	20	1.64	65
Peppers (Bell Type)	ORANGE - Greenhouse	each					1.67	13	1.67					
Peppers (Bell Type)	ORANGE	each	1.66 - 1.79	174	1.69		1.00 - 1.79	683	1.54		0.69 - 1.79	72	0.94	
Peppers (Bell Type)	ORANGE - Greenhouse	per lb	2.49 - 2.99	87	2.54									
Peppers (Bell Type)	ORANGE	per lb	2.99	35	2.99									
Peppers (Bell Type)	RED - Greenhouse	each					1.67	13	1.67		1.98	9	1.98	
Peppers (Bell Type)	RED	each	1.66 - 1.79	174	1.69		1.00 - 1.79	683	1.54		0.99 - 1.79	44	1.21	36
Peppers (Bell Type)	RED - Greenhouse	per lb	2.49 - 2.99	87	2.54									
Peppers (Bell Type)	RED	per lb	2.99	35	2.99									
Peppers (Bell Type)	YELLOW - Greenhouse	each					1.67	13	1.67		1.98	9	1.98	
Peppers (Bell Type)	YELLOW	each	1.66 - 1.79	174	1.69		1.00 - 1.79	683	1.54		0.69 - 1.79	72	0.94	
Peppers (Bell Type)	YELLOW - Greenhouse	per lb	2.49 - 2.99	87	2.54									
Peppers (Bell Type)	YELLOW	per lb	2.99	35	2.99									
Pumpkins		each	5.99 - 7.50	50	6.44						5.99 - 6.99	76	6.78	
Pumpkins	Marked Extra Large	each	9.99	27	9.99						7.99	16	7.99	
Pumpkins	Marked Large	each	5.99 - 8.99	294	6.75	25	6.00 - 8.99	266	6.43	14				
Pumpkins	MINIATURE	each	0.80	24	0.80		0.80 - 1.00	302	0.85		1.49	16	1.49	
Pumpkins	MINIATURE	per lb	1.99	65	1.99									
Pumpkins	PIE TYPE	each	2.50	24	2.50		2.50	228	2.50		1.99	16	1.99	
Pumpkins	PIE TYPE	per lb	0.99 - 1.49	67	1.43						0.99	96	0.99	100
Radishes		1 lb bag					1.68	26	1.68		1.79 - 1.97	31	1.94	
Radishes		per bunch	1.50	20	1.50						0.77 - 0.99	53	0.89	
Salad (Mixed Types)		10-12 oz package	1.50 - 3.99	703	2.91		0.99 - 2.99	174	2.67		0.97 - 4.00	353	3.07	
Salad (Mixed Types)		5-9 oz package	2.00 - 3.99	721	3.02		2.50 - 3.34	129	2.88		1.99 - 4.99	198	2.92	
Serrano Peppers		per lb									0.79 - 0.99	20	0.93	
Spinach		per bunch									0.99 - 1.50	21	1.16	
Spinach	FLAT TYPE	5-7 oz package	3.88	34	3.88		3.34	1195	3.34					
Spinach	FLAT TYPE	8-10 oz package	1.99 - 3.00	592	2.55		3.50	366	3.50		1.99 - 4.00	44	2.63	

Wtd Avg - Simple weighted average



Commodity	Variety	Unit	NORTHEAST U.S.				SOUTHEAST U.S.				MIDWEST U.S.			
			Price Range	Number of Ads	Wtd Avg Price	% Marked Local	Price Range	Number of Ads	Wtd Avg Price	% Marked Local	Price Range	Number of Ads	Wtd Avg Price	% Marked Local
Squash	Acorn	per lb	0.99 - 1.49	325	1.35	24	0.98	187	0.98		0.99 - 1.49	299	1.19	36
Squash	Butternut	per lb	0.69 - 1.49	334	1.33	26	0.98	187	0.98		0.57 - 1.49	247	1.22	47
Squash	GREY	per lb									0.89	8	0.89	
Squash	Kabocha	per lb	1.29 - 1.49	71	1.39		0.98	187	0.98					
Squash	Spaghetti	per lb	0.69 - 1.49	334	1.33	26	0.98	187	0.98		0.99 - 1.49	225	1.23	42
Squash	Yellow Crookneck/Straightneck	per lb	1.48 - 1.79	451	1.53	67	1.58 - 1.88	202	1.71	6	0.99 - 1.69	175	1.43	40
Squash	Zucchini	per lb	0.99 - 1.79	810	1.51	38	1.58 - 1.88	202	1.71	6	0.99 - 1.69	215	1.37	37
Sweet Potatoes		per lb	0.79 - 1.49	158	1.00		0.69 - 0.88	192	0.82		0.69 - 0.99	311	0.80	
Tomatillos		per lb									0.69 - 0.99	67	0.89	
Tomatoes		per lb	2.49	59	2.49		1.49 - 1.99	232	1.81	1	1.79 - 1.99	30	1.84	46
Tomatoes	Cherry Type	1 pint package	2.00	8	2.00						1.99	14	1.99	
Tomatoes	Cherry Type - Greenhouse	10 oz package	3.99	19	3.99									
Tomatoes	Cherry Type	10 oz package	2.99	27	2.99						2.50	7	2.50	
Tomatoes	Cherry Type	per lb	4.00	20	4.00									
Tomatoes	GRAPE TYPE - Greenhouse	1 pint package									2.00 - 3.00	33	2.48	48
Tomatoes	GRAPE TYPE	1 pint package	1.49 - 3.49	1297	2.40		1.99 - 2.99	91	2.82		1.99 - 3.99	221	2.60	15
Tomatoes	GRAPE TYPE	10 oz package	2.00 - 3.99	101	2.51		2.00 - 2.99	87	2.16		0.99 - 2.50	90	1.79	
Tomatoes	Plum Type (Roma)	per lb	0.99 - 1.99	306	1.65		0.78 - 1.99	106	1.57		0.69 - 1.99	402	1.25	7
Tomatoes	VINE RIPES - Greenhouse	per lb	1.99	223	1.99		1.39 - 1.99	27	1.72		0.99 - 1.28	40	1.11	
Tomatoes	VINE RIPES	per lb	1.49 - 1.99	82	1.76		1.50 - 2.39	1618	1.99		1.89 - 2.99	942	2.13	
Tomatoes	VINE RIPES - ON THE VINE - Greenhouse	per lb	1.29 - 1.99	322	1.90		1.88 - 1.99	477	1.97		0.99 - 2.59	112	2.04	10
<b>OTHER SPECIALTY CROP ITEMS</b>														
Hemp Protein		16 oz					14.99	52	14.99					
Hemp Protein		8 oz					7.42	86	7.42					
Hemp Seeds Shelled		10 oz									3.29	13	3.29	
Hemp Seeds Shelled		16 oz	12.64	122	12.64									
Hemp Seeds Shelled		7 oz					9.65	86	9.65					
Hemp Seeds Shelled		8 oz	7.42	122	7.42		10.99	52	10.99		7.42	67	7.42	
<b>SEASONAL ITEMS</b>														
Ornamentals	Chrysanthemums	6 inch pot	3.99	13	3.99		6.99 - 10.89	164	8.75		9.99	10	9.99	
Ornamentals	Chrysanthemums	8 Inch Pot	4.99 - 6.67	745	5.44	2	5.99 - 6.00	17	6.00		4.99 - 7.50	877	5.33	11
Ornamentals	Chrysanthemums	bunched 12s									12.99	10	12.99	
Ornamentals	Rose, Hybrid Tea	bunched 12s	10.98	183	10.98		10.98	14	10.98		10.99	12	10.99	

Wtd Avg - Simple weighted average



Commodity	Variety	Unit	SOUTH CENTRAL U.S.				SOUTHWEST U.S.				NORTHWEST U.S.			
			Price Range	Number of Ads	Wtd Avg Price	% Marked Local	Price Range	Number of Ads	Wtd Avg Price	% Marked Local	Price Range	Number of Ads	Wtd Avg Price	% Marked Local
<b>FRUIT</b>														
Apple Pears		each					2.50	53	2.50					
Apples	Fuji	3 lb bag	1.99 - 4.49	450	4.06		3.99	223	3.99					
Apples	Fuji	5 lb bag					5.99	115	5.99					
Apples	Fuji	per lb	0.97 - 1.59	264	1.28		0.79 - 1.99	571	1.74	34	0.99 - 1.99	36	1.66	
Apples	Gala/Royal Gala	2 lb bag					1.99	266	1.99		1.99	142	1.99	
Apples	Gala/Royal Gala	3 lb bag	1.50 - 4.49	732	3.60	3	3.99	223	3.99		2.98 - 3.99	193	3.94	31
Apples	Gala/Royal Gala	5 lb bag					5.99	115	5.99					
Apples	Gala/Royal Gala	per lb	0.97 - 1.48	321	1.14	7	0.69 - 1.99	593	1.51		0.99 - 1.99	189	1.35	
Apples	Golden Delicious	3 lb bag									2.98	9	2.98	
Apples	Golden Delicious	per lb	0.99	5	0.99									
Apples	Granny Smith	3 lb bag	1.50 - 4.49	636	3.65		2.50 - 3.99	236	3.91		2.98	9	2.98	
Apples	Granny Smith	5 lb bag					5.99	115	5.99					
Apples	Granny Smith	per lb	0.97 - 1.59	323	1.25		0.79	61	0.79					
Apples	Honeycrisp	3 lb bag	6.79	115	6.79		6.99	187	6.99		5.99 - 6.79	185	5.99	
Apples	Honeycrisp	per lb	0.99 - 2.29	624	1.70		0.97 - 2.48	1182	1.62		0.99 - 1.98	300	1.02	3
Apples	Jazz	2 lb bag	1.98	103	1.98									
Apples	Jonathan	3 lb bag	2.50 - 3.99	172	3.10	13								
Apples	Jonathan	per lb	1.19 - 1.33	33	1.29	69								
Apples	McIntosh	per lb	0.99	5	0.99									
Apples	Paula Red	per lb	0.99	5	0.99									
Apples	Pink Lady/Cripps Pink	per lb	0.99 - 1.49	173	1.27		0.99	95	0.99		2.49	15	2.49	
Apples	Red Delicious	3 lb bag	1.99 - 4.49	228	3.58						2.98	9	2.98	
Apples	Red Delicious	per lb	0.97 - 1.69	302	1.26		0.79	6	0.79					
Apples, Processed	Juice	64 oz (1/2 gallon)	1.68 - 3.99	618	2.30		1.29 - 4.49	930	2.97		1.99 - 3.99	100	2.09	
Apples, Processed	Juice Marked Cider	128 oz (1 gallon)	5.99 - 9.99	130	6.84						8.98	9	8.98	
Apples, Processed	Juice Marked Cider	64 oz (1/2 gallon)	3.99	66	3.99		1.29	7	1.29					
Avocados	Hass	each	0.50 - 2.48	583	0.90		0.33 - 0.99	153	0.38		1.25	36	1.25	
Avocados	Hass-Marked Extra Large	each									2.50	6	2.50	
Avocados	Hass-Marked Large	each	2.50	18	2.50		2.00	51	2.00					
Avocados	Hass-Marked Medium	each	0.75 - 1.00	182	0.90		0.88 - 1.67	1057	1.30		0.99 - 2.00	183	1.15	
Avocados	Hass-Marked Small	each	0.33	65	0.33		0.50	317	0.50		0.68	8	0.68	
Bananas		per lb	0.50	65	0.50		0.39 - 0.59	183	0.52		0.38 - 0.69	87	0.58	
Blackberries		1 pint (11-12 oz cntr w/ lid)	7.78	75	7.78									
Blackberries		5.6-6 oz package	1.97 - 3.49	585	2.54		1.99 - 3.49	1100	2.71		1.99 - 3.49	203	2.96	

Wtd Avg - Simple weighted average



Commodity	Variety	Unit	SOUTH CENTRAL U.S.				SOUTHWEST U.S.				NORTHWEST U.S.			
			Price Range	Number of Ads	Wtd Avg Price	% Marked Local	Price Range	Number of Ads	Wtd Avg Price	% Marked Local	Price Range	Number of Ads	Wtd Avg Price	% Marked Local
Blueberries		1 pint (11-12 oz cntr w/ lid)	1.97 - 3.49	296	3.04		5.00	122	5.00		2.99	14	2.99	
Blueberries		18 oz package	5.00 - 8.99	119	5.40									
Blueberries		6 oz package	2.50 - 3.33	145	3.21		2.50 - 3.49	620	3.17		2.50 - 3.49	148	3.38	
Cactus Pears		each	0.13 - 0.44	90	0.26		0.25 - 0.40	182	0.32					
Cantaloupes		each	1.99 - 3.50	416	2.35		1.99 - 4.99	276	4.01	97	2.50	81	2.50	
Cantaloupes		per lb	0.38 - 0.49	20	0.41		0.33 - 0.99	464	0.53	5	0.49 - 0.79	53	0.69	
Clementines		2 lb bag	2.95 - 4.99	130	3.45		2.95 - 5.99	180	5.42					
Clementines		3 lb bag	3.98	9	3.98		4.99 - 5.99	216	5.55					
Grapefruit	RED	each	0.99	59	0.99									
Grapes	Black Seedless	per lb	1.49 - 2.99	400	2.16	7	1.49 - 1.99	406	1.81	35				
Grapes	Red Globe Seeded Type	per lb	2.50	7	2.50									
Grapes	Red Seedless	per lb	1.47 - 3.99	722	2.28	18	0.99 - 3.99	1531	2.30	62	1.89 - 3.29	169	2.07	
Grapes	White Seedless Type	per lb	1.47 - 3.99	1190	2.68	11	1.29 - 3.99	1172	2.74	59	1.89 - 3.29	173	2.09	
Honeydews		per lb	0.99	14	0.99		0.33 - 1.29	63	0.45					
Kiwifruit	Hayward	2-lb containers with lids	3.98	9	3.98									
Kiwifruit	Hayward	each	0.33	30	0.33		0.50	8	0.50		0.50 - 0.69	28	0.57	
Kiwifruit	Yellow Flesh	1-lb containers with lids									5.98	81	5.98	
Kiwifruit	Yellow Flesh	2-lb containers with lids	7.99	6	7.99									
Lemons		1 lb bag	1.99 - 3.79	27	3.39		1.99	18	1.99					
Lemons		2 lb bag	3.50 - 3.99	109	3.72		2.99	40	2.99					
Lemons		each	0.50	126	0.50		0.25 - 0.50	243	0.49		0.25 - 0.50	30	0.39	
Lemons		per lb					0.79 - 0.99	153	0.91					
Limes		each	0.20 - 0.50	220	0.36		0.15 - 0.50	497	0.35		0.50	17	0.50	
Limes		per lb					1.49	92	1.49					
Mangoes	Round Varieties	each	0.89 - 1.77	610	1.52		0.99 - 2.50	397	1.07		1.19 - 2.99	149	1.72	
Mangoes	Round Varieties Marked Extra Large	each	1.50 - 2.50	124	1.98		1.50 - 1.99	243	1.85		2.50	28	2.50	
Mangoes	Round Varieties Marked Large	each	0.99 - 1.25	103	1.06		1.25 - 2.50	104	1.83					
Mangoes	Yellow Varieties Marked Extra Large	each	1.50	160	1.50									
Mangoes	Yellow Varieties Marked Large	each	1.50	10	1.50									
Nectarines	Various White Flesh Varieties	per lb	2.99	17	2.99		1.97 - 2.99	357	2.42	75	2.79	22	2.79	
Nectarines	Various Yellow Flesh Varieties	per lb	1.39 - 2.99	141	2.25		0.50 - 2.99	764	2.69	86	2.49 - 3.99	335	2.99	7
Oranges	Navel	3 lb bag	2.95 - 4.99	188	4.34		2.95	34	2.95					
Oranges	Navel	4 lb bag	3.99 - 4.69	14	4.39									
Oranges	Navel	each	0.44 - 0.75	221	0.52									
Oranges	Navel	per lb	0.33 - 1.69	299	1.45		1.49	352	1.49		1.69 - 2.19	139	2.05	

Wtd Avg - Simple weighted average



Commodity	Variety	Unit	SOUTH CENTRAL U.S.				SOUTHWEST U.S.				NORTHWEST U.S.			
			Price Range	Number of Ads	Wtd Avg Price	% Marked Local	Price Range	Number of Ads	Wtd Avg Price	% Marked Local	Price Range	Number of Ads	Wtd Avg Price	% Marked Local
Oranges	Valencia	per lb					1.49 - 1.59	20	1.55					
Papaya	Maradol/Tainung Types	per lb	0.68 - 0.98	135	0.90		0.79 - 1.99	491	1.36		1.48	9	1.48	
Papaya	Solo Type	per lb	2.79	7	2.79									
Peaches	Various White Flesh Varieties	per lb	1.77 - 2.99	314	1.79		1.59 - 3.69	375	2.41	71	2.79	22	2.79	
Peaches	Various Yellow Flesh Varieties	per lb	1.29 - 3.49	674	2.38	15	0.98 - 3.69	1537	2.45	69	1.28 - 2.99	574	2.48	21
Pears	Bartlett	2 lb bag					1.99	66	1.99					
Pears	Bartlett	per lb	0.97 - 2.49	480	1.80	2	0.79 - 1.99	876	1.66	47	0.99 - 1.99	638	1.38	44
Pears	Bosc	per lb	1.99	60	1.99		1.99	73	1.99					
Pears	D'Anjou	per lb					2.99	10	2.99		2.99	22	2.99	
Pineapples		each	2.00	61	2.00		0.99	6	0.99					
Pineapples		per lb	0.89	65	0.89		0.79 - 0.88	147	0.85					
Plums		per lb	1.49 - 2.99	265	2.54		0.99 - 2.99	503	2.73	77	2.98 - 2.99	291	2.99	
Plums	Interspecific Type	per lb	2.98	107	2.98		2.98 - 2.99	330	2.98	44	2.98	4	2.98	
Pomegranates		each	1.99	7	1.99									
Raspberries		6 oz package	1.97 - 3.49	373	2.84		2.00 - 3.49	442	2.71		2.00 - 3.49	182	3.15	
Strawberries		1 lb package	1.79 - 3.99	992	2.45		1.99 - 3.99	1066	2.73		1.99 - 3.49	227	2.86	
Strawberries		2 lb package	3.99 - 4.99	155	4.65		5.00 - 5.99	138	5.11					
Tangerines/Mandarins		2 lb bag									2.48 - 3.99	18	3.32	
Tangerines/Mandarins		3 lb bag	2.99 - 3.99	579	3.49		2.99 - 5.99	646	4.32		3.88	1	3.88	
Tangerines/Mandarins		5 lb package	5.99	9	5.99									
Tangerines/Mandarins		each	0.25 - 0.60	47	0.36									
Tangerines/Mandarins		per lb	1.39 - 1.98	92	1.49		0.99 - 1.99	164	1.72		1.99	17	1.99	
Watermelons	Red Flesh Seedless Miniature	each	2.99 - 4.99	168	3.81		2.97 - 4.99	321	4.22	38	3.49	4	3.49	
Watermelons	Red Flesh Seedless Type	each	3.77 - 6.99	326	5.30		4.99	193	4.99					
Watermelons	Red Flesh Seedless Type	per lb	0.33	14	0.33		0.25 - 0.58	454	0.30	4	0.25	142	0.25	
<b>POTATOES &amp; ONIONS</b>														
Onions, Dry	RED	per lb	1.69	9	1.69		1.49	8	1.49		1.99	22	1.99	
Onions, Dry	WHITE	per lb	0.50 - 1.69	807	1.17		0.50 - 1.49	634	1.05		1.69	1	1.69	
Onions, Dry	YELLOW	2 lb bag					1.00	53	1.00					
Onions, Dry	YELLOW	3 lb bag	1.97 - 3.99	130	2.47		2.00	146	2.00					
Onions, Dry	YELLOW	5 lb bag					2.00	7	2.00		1.98	9	1.98	
Onions, Dry	YELLOW	per lb	0.44 - 0.88	165	0.54		0.25 - 1.49	190	0.61		0.49 - 1.49	114	0.72	69
Onions, Dry	YELLOW MARKED SWEET	2 lb bag	1.99	6	1.99		1.79	18	1.79					

Wtd Avg - Simple weighted average



Commodity	Variety	Unit	SOUTH CENTRAL U.S.				SOUTHWEST U.S.				NORTHWEST U.S.			
			Price Range	Number of Ads	Wtd Avg Price	% Marked Local	Price Range	Number of Ads	Wtd Avg Price	% Marked Local	Price Range	Number of Ads	Wtd Avg Price	% Marked Local
Onions, Dry	YELLOW MARKED SWEET	3 lb bag	3.99	73	3.99									
Onions, Dry	YELLOW MARKED SWEET	per lb	0.99 - 1.29	391	1.23		1.49	8	1.49		1.29	131	1.29	
Potatoes	ROUND RED	3 lb bag	2.95	4	2.95									
Potatoes	ROUND RED	5 lb bag	2.99 - 3.99	196	3.83		2.95 - 3.99	203	3.82					
Potatoes	ROUND RED	per lb					0.88 - 1.89	218	1.07		0.79 - 1.89	349	0.86	4
Potatoes	ROUND WHITE	5 lb bag					2.95	34	2.95					
Potatoes	ROUND WHITE	per lb					0.99 - 1.49	112	1.16					
Potatoes	RUSSET	10 lb bag	2.79 - 3.99	448	3.66		2.50	61	2.50		2.49	17	2.49	100
Potatoes	RUSSET	5 lb bag	1.48 - 2.99	454	2.31		1.99 - 2.00	259	2.00		1.48 - 1.98	304	1.65	46
Potatoes	RUSSET	8 lb bag	3.49	130	3.49		1.99	9	1.99					
Potatoes	RUSSET	per lb	0.59 - 0.79	47	0.75		0.34 - 0.69	60	0.65		0.79	296	0.79	3
Potatoes	YELLOW TYPE	3 lb bag	1.49 - 2.95	14	1.91									
Potatoes	YELLOW TYPE	5 lb bag	3.48 - 3.99	201	3.78		3.99	169	3.99					
Potatoes	YELLOW TYPE	per lb	0.88	42	0.88		0.88 - 1.89	110	1.02		0.79 - 1.89	326	0.86	5

**VEGETABLES**

Asparagus	GREEN	per lb					3.99 - 4.99	183	4.93				
Beans	ROUND GREEN TYPE	per lb	0.99	5	0.99								
Beets		per lb					0.69	42	0.69				
Bok Choy		per lb	1.59	7	1.59								
Broccoli		per bunch	2.00 - 2.50	175	2.33		1.79	6	1.79				
Broccoli		per lb									1.99	287	1.99
Broccoli	BABY HYBRID TYPE	per bunch					2.99	8	2.99				
Broccoli	CROWN CUT	per lb	1.29 - 1.99	338	1.72		1.89 - 2.49	36	2.18		1.49 - 2.49	46	1.99
Brussels Sprouts		1 lb bag	2.99	23	2.99		2.99	223	2.99				
Cabbage	ROUND GREEN TYPE	per lb	0.58 - 0.89	239	0.69		0.50 - 1.49	187	0.56		1.49	22	1.49
Cactus Leaf (Nopales)		per lb	0.77	11	0.77		0.69	42	0.69				
Carrots		1 lb bag					0.69	6	0.69		1.29	9	1.29
Carrots		2 lb bag	1.00	4	1.00		1.00 - 2.99	44	1.45		2.99	22	2.99
Carrots		5 lb film bag					3.00	42	3.00				
Carrots		per lb	0.69 - 0.88	106	0.71		0.69	61	0.69				
Carrots	BABY PEELED	1 lb bag	1.00 - 1.89	327	1.31		1.00 - 1.25	107	1.17		1.50	14	1.50
Carrots	BABY PEELED	2 lb bag									2.98	8	2.98
Cauliflower		each	2.38 - 3.49	387	2.79		3.99	146	3.99	100			
Cauliflower		per lb					0.79	8	0.79		1.99	287	1.99
Celery		each	0.99 - 1.89	103	1.82		0.50 - 0.99	72	0.80		0.79	10	0.79
Celery		per lb					0.99 - 1.49	65	1.07		0.79 - 1.49	141	0.94
Celery	HEARTS	per package					2.99	223	2.99				

Wtd Avg - Simple weighted average



Commodity	Variety	Unit	SOUTH CENTRAL U.S.				SOUTHWEST U.S.				NORTHWEST U.S.			
			Price Range	Number of Ads	Wtd Avg Price	% Marked Local	Price Range	Number of Ads	Wtd Avg Price	% Marked Local	Price Range	Number of Ads	Wtd Avg Price	% Marked Local
Chayote		each					0.33 - 0.50	114	0.41					
Chayote		per lb	0.69 - 0.79	95	0.72		0.99	9	0.99					
Cilantro		per bunch	0.39 - 0.79	614	0.60		0.33 - 1.25	376	0.84		0.79	1	0.79	
Corn-Sweet		each	0.10 - 1.50	251	0.59		0.33 - 0.99	567	0.48	25	0.79	4	0.79	
Corn-Sweet		trays 4-5 ears film wrapped	1.95 - 3.99	31	3.73		1.95	34	1.95					
Cucumbers		each	0.49 - 1.00	698	0.72		0.33 - 1.29	873	0.68		0.69 - 1.29	451	1.08	
Cucumbers		per lb	0.89	27	0.89									
Cucumbers	LONG SEEDLESS - Greenhouse	each	0.69 - 1.50	321	0.80		2.00	122	2.00		2.00	81	2.00	
Eggplant		each	2.49	10	2.49									
Eggplant		per lb	2.29	7	2.29									
Garlic		per lb	3.99	7	3.99									
Garlic		per sleeve	1.50 - 1.59	73	1.51		1.50 - 1.67	164	1.60					
Jalapeno Peppers		per lb	0.88 - 1.99	287	1.04	3	0.50 - 1.49	582	1.03		0.99	9	0.99	
Lettuce	Green Leaf	each					0.99 - 1.79	81	1.07		0.98 - 1.50	96	1.46	82
Lettuce	Iceberg	each	0.99 - 1.99	396	1.85		0.79 - 2.50	1146	1.76	12	1.28 - 1.99	368	1.58	
Lettuce	Iceberg	per lb									1.29	36	1.29	
Lettuce	Red Leaf	each	0.79	6	0.79		0.69 - 1.79	99	1.00		0.98 - 1.50	96	1.46	82
Lettuce	Romaine	each					0.50 - 1.79	141	1.01		0.98 - 1.50	17	1.26	
Lettuce	Romaine (Hearts)	3 count	2.79 - 2.87	154	2.81		1.50 - 2.50	63	2.37		2.99 - 3.00	40	2.99	
Mixed Mini Sweet Peppers		1 lb package	3.49	52	3.49						3.99	23	3.99	
Mushrooms	CREMINI	8 oz package	2.00	60	2.00		3.49	10	3.49					
Mushrooms	WHITE	8 oz package	1.29 - 3.99	626	1.85		0.89 - 3.49	189	1.55	10	2.19 - 2.49	101	2.26	78
Onions, Green		per bunch	0.67 - 0.77	153	0.71		0.50 - 1.25	340	0.85		1.25	287	1.25	
Peppers (Bell Type)	GREEN	each	0.33 - 1.00	428	0.74		0.49 - 1.79	829	0.73		0.69 - 1.79	118	0.94	
Peppers (Bell Type)	GREEN	per lb					1.50 - 2.49	33	2.22	48				
Peppers (Bell Type)	ORANGE	each	1.25 - 1.59	129	1.56		0.99 - 2.50	341	1.99		1.33	81	1.33	
Peppers (Bell Type)	RED - Greenhouse	each	1.50	9	1.50									
Peppers (Bell Type)	RED	each	1.25 - 1.89	156	1.57		0.99 - 3.49	349	2.03		1.33 - 1.50	117	1.38	
Peppers (Bell Type)	RED	per lb					3.49	16	3.49	100				
Peppers (Bell Type)	YELLOW	each	1.25 - 1.89	139	1.58		0.99 - 2.50	341	1.99		1.33	81	1.33	
Pumpkins		each	4.99 - 6.99	152	5.06	62								
Pumpkins	Marked Large	each	4.99 - 8.99	119	8.59	89	8.99	352	8.99	100				
Radishes		6-oz film bags	1.69	9	1.69									
Radishes		per bunch	1.49	30	1.49		1.25 - 1.49	155	1.26		1.25	287	1.25	
Salad (Mixed Types)		1 lb package					1.99	8	1.99					

Wtd Avg - Simple weighted average



Commodity	Variety	Unit	SOUTH CENTRAL U.S.				SOUTHWEST U.S.				NORTHWEST U.S.			
			Price Range	Number of Ads	Wtd Avg Price	% Marked Local	Price Range	Number of Ads	Wtd Avg Price	% Marked Local	Price Range	Number of Ads	Wtd Avg Price	% Marked Local
Salad (Mixed Types)		10-12 oz package	0.99 - 3.99	685	3.28		2.00 - 3.00	273	2.41		1.29 - 3.00	74	2.24	
Salad (Mixed Types)		5-9 oz package	2.50 - 3.99	338	3.40		2.00 - 3.28	395	2.68		2.50 - 3.00	51	2.67	
Serrano Peppers		per lb	0.49 - 1.88	206	0.98	4	0.79 - 1.29	214	0.86					
Spinach		per bunch									1.28	9	1.28	
Spinach	FLAT TYPE	1 lb package					2.50	7	2.50					
Spinach	FLAT TYPE	5-7 oz package	3.00	6	3.00						2.99	23	2.99	
Spinach	FLAT TYPE	8-10 oz package	2.49 - 3.00	36	2.58		1.49 - 2.50	41	2.12		2.99	23	2.99	
Squash	Acorn	per lb	0.98 - 0.99	53	0.98	16								
Squash	Butternut	per lb	0.98 - 0.99	53	0.98	16								
Squash	GREY	per lb	0.77 - 1.69	36	0.96		0.50 - 0.88	105	0.85		0.88	9	0.88	
Squash	Kabocha	per lb					0.69	18	0.69					
Squash	Spaghetti	per lb	0.98 - 1.69	53	1.10	16								
Squash	Yellow Crookneck/Straightneck	per lb	1.29 - 1.79	204	1.43	46	0.99 - 1.99	524	1.50	23	0.88 - 1.99	296	1.96	
Squash	Zucchini	per lb	1.19 - 1.79	220	1.42	43	0.69 - 1.99	495	1.52	24	0.88 - 1.99	313	1.92	
Sweet Potatoes		per lb	0.69 - 1.99	432	1.22		0.89 - 1.99	468	1.80	31	1.69	123	1.69	
Tomatillos		per lb	0.79 - 0.89	137	0.86		0.25 - 1.49	380	0.91					
Tomatoes		per lb	0.99 - 1.99	366	1.82		0.99	53	0.99	100	1.59	3	1.59	
Tomatoes	Cherry Type	1 pint package					2.00	23	2.00					
Tomatoes	GRAPE TYPE	1 pint package	2.00	61	2.00		0.99 - 2.00	48	1.83					
Tomatoes	GRAPE TYPE	10 oz package	2.00 - 2.99	13	2.69		2.00 - 2.50	41	2.09		2.50 - 2.98	91	2.93	
Tomatoes	Plum Type (Roma)	per lb	0.79 - 1.99	220	1.42		0.59 - 1.99	1291	1.40		1.28 - 1.29	17	1.29	
Tomatoes	VINE RIPES - Greenhouse	per lb	1.48 - 1.99	150	1.81						1.49	34	1.49	
Tomatoes	VINE RIPES	per lb	0.99	10	0.99									
Tomatoes	Vine Ripes - Heirloom Varieties - Greenhouse	per lb					2.98 - 3.99	192	3.02		2.98	4	2.98	
Tomatoes	VINE RIPES - ON THE VINE - Greenhouse	per lb	1.27 - 2.99	326	1.84		2.99	122	2.99		2.77	22	2.77	
<b>OTHER SPECIALTY CROP ITEMS</b>														
Hemp Protein		16 oz	19.99	107	19.99		19.99	184	19.99		14.99	4	14.99	
Hemp Seeds Shelled		10 oz	3.29	92	3.29		3.29	23	3.29		3.29	26	3.29	
Hemp Seeds Shelled		16 oz					12.64	109	12.64					
Hemp Seeds Shelled		8 oz					7.42	109	7.42		7.42	22	7.42	
<b>SEASONAL ITEMS</b>														
Ornamentals	Chrysanthemums	6 inch pots									4.99	19	4.99	
Ornamentals	Chrysanthemums	8 Inch Pots									12.98	81	12.98	100

Wtd Avg - Simple weighted average





Commodity	Variety	Unit	SOUTH CENTRAL U.S.				SOUTHWEST U.S.				NORTHWEST U.S.			
			Price Range	Number of Ads	Wtd Avg Price	% Marked Local	Price Range	Number of Ads	Wtd Avg Price	% Marked Local	Price Range	Number of Ads	Wtd Avg Price	% Marked Local
Ornamentals	Rose, Hybrid Tea	bunched 10s					9.99	122	9.99					
Ornamentals	Rose, Hybrid Tea	bunched 12s	9.99 - 13.99	102	12.95						12.99	9	12.99	

Wtd Avg - Simple weighted average



Commodity	Variety	Unit	ALASKA U.S.				HAWAII U.S.			
			Price Range	Number of Ads	Wtd Avg Price	% Marked Local	Price Range	Number of Ads	Wtd Avg Price	% Marked Local
<b>FRUIT</b>										
Apples	Envy	per lb					1.99	23	1.99	
Apples	Fuji	per lb	1.18 - 1.69	5	1.38		1.69	7	1.69	
Apples	Gala/Royal Gala	3 lb bag	5.49	11	5.49		5.99	3	5.99	
Apples	Honeycrisp	3 lb bag	6.99	11	6.99					
Apples	Honeycrisp	per lb	1.59 - 2.49	21	2.19		2.49	23	2.49	
Apples	Jazz	per lb	2.49	28	2.49					
Apples	Pink Lady/Cripps Pink	per lb	1.59	1	1.59					
Apples, Processed	Juice	64 oz (1/2 gallon)	2.49 - 4.50	12	2.66					
Avocados	Hass-Marked Medium	each					2.34	4	2.34	
Avocados	Hass-Marked Small	each	1.79	1	1.79					
Bananas		per lb					1.19 - 1.69	26	1.63	88
Blackberries		5.6-6 oz package	3.49	1	3.49					
Blueberries		18 oz package	6.49 - 7.69	10	7.57					
Blueberries		6 oz package					3.99	4	3.99	
Cantaloupes		each	4.79	11	4.79					
Cantaloupes		per lb	1.99	28	1.99		1.89	7	1.89	
Clementines		2 lb bag					4.99	4	4.99	
Grapefruit	RED	each					1.89	7	1.89	
Grapes	Black Seedless	per lb	3.18 - 3.99	14	3.82					
Grapes	Red Seedless	per lb	2.69 - 3.99	16	3.59		2.99 - 3.99	34	3.20	
Grapes	White Seedless Type	per lb	2.69 - 3.99	16	3.59		2.99	27	2.99	
Honeydews		per lb	1.49	1	1.49					
Kiwifruit	Hayward	1-lb containers with lids	4.99	1	4.99					
Kiwifruit	Yellow Flesh	1-lb containers with lids					4.99	23	4.99	
Kiwifruit	Yellow Flesh	2-lb containers with lids					7.99	2	7.99	
Lemons		each	0.69	2	0.69					
Mangoes	Round Varieties	each	1.59 - 1.98	6	1.80					
Mangoes	Round Varieties	per lb					3.99	23	3.99	
Nectarines	Various White Flesh Varieties	per lb					2.99	23	2.99	
Nectarines	Various Yellow Flesh Varieties	per lb	3.49 - 3.99	22	3.74					
Papaya	Solo Type	per lb					2.49	23	2.49	
Peaches	Various White Flesh Varieties	per lb					2.99 - 3.49	6	3.16	
Peaches	Various Yellow Flesh Varieties	per lb	3.49 - 3.99	22	3.74		4.49	3	4.49	
Pears	Bartlett	per lb	1.99 - 2.49	25	2.23					

Wtd Avg - Simple weighted average



Commodity	Variety	Unit	ALASKA U.S.				HAWAII U.S.			
			Price Range	Number of Ads	Wtd Avg Price	% Marked Local	Price Range	Number of Ads	Wtd Avg Price	% Marked Local
Pears	Bosc	per lb					2.79	7	2.79	
Plums		per lb	2.39 - 3.99	23	3.68					
Plums	Interspecific Type	per lb					3.99	4	3.99	
Strawberries		1 lb package	4.00	2	4.00		3.99 - 5.99	7	4.85	
Tangerines/Mandarins		2 lb bag					5.69	3	5.69	
Tangerines/Mandarins		3 lb bag	5.49	11	5.49					
Watermelons	Red Flesh Seedless Miniature	each	4.29	2	4.29					
Watermelons	Red Flesh Seedless Type	per lb	0.89	1	0.89		1.39	33	1.39	
<b>POTATOES &amp; ONIONS</b>										
Onions, Dry	RED	per lb					2.59	7	2.59	
Onions, Dry	WHITE	per lb	2.99	28	2.99					
Onions, Dry	YELLOW	per lb	0.99	2	0.99					
Onions, Dry	YELLOW MARKED SWEET	2 lb bag					2.99 - 3.69	5	3.41	
Onions, Dry	YELLOW MARKED SWEET	per lb	1.59	1	1.59					
Potatoes	ROUND RED	5 lb bag	5.99	2	5.99					
Potatoes	ROUND RED	per lb	0.99 - 1.49	20	1.22					
Potatoes	RUSSET	5 lb bag	2.50	2	2.50					
Potatoes	RUSSET	per lb	0.99 - 1.49	20	1.22					
Potatoes	YELLOW TYPE	per lb	0.99 - 1.49	20	1.22					
<b>VEGETABLES</b>										
Bok Choy		per lb					1.99	2	1.99	
Broccoli		per lb	2.49	11	2.49					
Broccoli	CROWN CUT	per lb	2.29	2	2.29		2.99	27	2.99	
Carrots	BABY PEELED	1 lb bag	1.69	2	1.69					
Carrots	BABY PEELED	2 lb bag	3.68 - 5.49	31	5.31		4.79	7	4.79	
Cauliflower		per lb	2.49 - 2.99	12	2.53		2.99	27	2.99	
Celery		each	1.99 - 3.99	29	3.92					
Celery		per lb	1.79 - 1.89	20	1.84					
Celery	HEARTS	per package	2.38	3	2.38					
Chinese Cabbage		per lb					1.29	6	1.29	
Corn-Sweet		each	0.99 - 1.19	3	1.06					
Cucumbers		each	1.19 - 1.67	12	1.63					
Jalapeno Peppers		per lb	1.99	11	1.99					
Lettuce	Green Leaf	per lb					1.39	7	1.39	100
Lettuce	Iceberg	each	1.99	11	1.99					

Wtd Avg - Simple weighted average



Commodity	Variety	Unit	ALASKA U.S.				HAWAII U.S.			
			Price Range	Number of Ads	Wtd Avg Price	% Marked Local	Price Range	Number of Ads	Wtd Avg Price	% Marked Local
Lettuce	Iceberg	per lb					2.99	23	2.99	
Lettuce	Red Leaf	each					1.99	2	1.99	
Lettuce	Romaine	each					1.69	3	1.69	
Lettuce	Romaine (Hearts)	3 count	3.69	2	3.69					
Mixed Mini Sweet Peppers		1 lb package	4.59	2	4.59					
Onions, Green		per bunch	1.67	11	1.67		0.99	2	0.99	
Peppers (Bell Type)	GREEN	each	1.25	2	1.25					
Peppers (Bell Type)	GREEN	per lb	2.49	1	2.49					
Radishes		per bunch	1.67	11	1.67					
Salad (Mixed Types)		10-12 oz package	2.00 - 3.49	24	2.77					
Salad (Mixed Types)		5-9 oz package	2.00 - 3.00	13	2.15					
Spinach		per bunch	1.99	1	1.99		2.50	23	2.50	
Spinach	FLAT TYPE	8-10 oz package	2.00	11	2.00					
Squash	Yellow Crookneck/Straightneck	per lb	2.29 - 2.49	20	2.40		1.99	7	1.99	
Squash	Zucchini	per lb	2.29 - 3.99	48	3.33		1.99	23	1.99	
Sweet Potatoes		per lb	1.39 - 2.49	12	2.40					
Tomatoes		per lb					1.99 - 2.99	28	2.84	82
Tomatoes	Plum Type (Roma)	per lb	1.98	3	1.98					
Tomatoes	VINE RIPES - Greenhouse	per lb	2.49	9	2.49					
Tomatoes	VINE RIPES - ON THE VINE - Greenhouse	per lb	2.79 - 3.19	12	2.82		3.99	4	3.99	
<b>OTHER SPECIALTY CROP ITEMS</b>										
Hemp Protein		16 oz	15.49	11	15.49					
Hemp Seeds Shelled		16 oz					14.87	4	14.87	
Hemp Seeds Shelled		8 oz	13.99	11	13.99		8.92	4	8.92	

Wtd Avg - Simple weighted average

## NATIONAL ORGANIC SUMMARY

(not including AK & HI)

Fruit								
Commodity	Variety	Unit	THIS WEEK		LAST WEEK		LAST YEAR	
			Number of Ads	Wtd Avg Price	Number of Ads	Wtd Avg Price	Number of Ads	Wtd Avg Price
Apples	Ambrosia	2 lb bag	114	3.50	104	3.50		
Apples	Fuji	2 lb bag	16	3.49	104	3.50		
Apples	Fuji	3 lb bag	67	5.32	86	5.91	187	4.98
Apples	Fuji	per lb	1,330	2.06	42	2.37	643	2.92
Apples	Gala/Royal Gala	2 lb bag	649	4.38	311	3.76	884	3.99
Apples	Gala/Royal Gala	3 lb bag	77	5.99	61	5.92	32	4.43
Apples	Gala/Royal Gala	per lb	748	2.01	160	2.78	148	1.89
Apples	Granny Smith	2 lb bag	114	3.50	408	4.19		
Apples	Honeycrisp	2 lb bag	16	3.99	408	4.19		
Apples	Honeycrisp	per lb	1,030	3.07	722	3.52	746	3.14
Apples	Paula Red	per lb	37	0.99				
Apples	Pink Lady/Cripps Pink	per lb	122	3.32				
Apples, Processed	Juice	64 oz (1/2 gallon)	449	3.73	267	3.33		
Avocados	Hass	each	190	1.36	308	1.62	464	1.73
Avocados	Hass-Marked Large	each	35	2.50	9	2.50		
Bananas		per lb	382	0.91	61	0.92	310	0.75
Blackberries		1 pint (11-12 oz cntr w/ lid)	109	7.78			1,195	3.34
Blackberries		5.6-6 oz package	429	3.69	1,477	4.28	1,309	3.72
Blueberries		1 pint (11-12 oz cntr w/ lid)	337	4.63	494	4.07	138	3.49
Blueberries		18 oz package	61	6.99	413	5.99	166	5.72
Blueberries		4.4 oz package	74	4.99				
Blueberries		6 oz package	372	4.29	68	3.84	722	3.01
Cantaloupes		each	138	4.32	515	4.37	6	3.98
Cantaloupes		per lb	27	1.17	16	1.29	16	1.26
Grapes	Black Seedless	per lb	699	3.19	814	3.14	681	3.02
Grapes	Red Seedless	per lb	4,259	3.09	2,804	3.12	3,183	2.95
Grapes	White Seedless Type	per lb	4,314	3.04	2,788	3.12	2,901	2.97
Kiwifruit	Hayward	1-lb containers with lids	7	4.99	7	4.99		
Kiwifruit	Yellow Flesh	1-lb containers with lids	7	4.99	460	4.98	67	3.89
Lemons		1 lb bag	27	3.99	72	3.99		
Lemons		2 lb bag	197	4.99	219	4.99	8	4.99
Lemons		each	139	1.06			88	1.26

Wtd Avg - Simple weighted average



Commodity	Variety	Unit	THIS WEEK		LAST WEEK		LAST YEAR	
			Number of Ads	Wtd Avg Price	Number of Ads	Wtd Avg Price	Number of Ads	Wtd Avg Price
Mangoes	Round Varieties	each	366	2.69	59	1.93	193	1.63
Mangoes	Round Varieties Marked Extra Large	each	184	2.40			15	2.50
Nectarines	Various Yellow Flesh Varieties	per lb	22	1.99	432	5.10	219	3.17
Peaches	Various Yellow Flesh Varieties	per lb	537	3.89	790	2.79	471	3.61
Pears	Bartlett	2 lb bag	183	3.99	183	3.99	615	3.99
Pears	Bartlett	per lb	129	2.14			57	2.03
Plums		per lb	27	3.39	195	3.66	143	3.27
Plums	Interspecific Type	per lb	45	3.43	395	3.77	129	2.99
Raspberries		6 oz package	392	3.95	875	3.92	907	4.26
Strawberries		1 lb package	267	4.53	502	5.05	1,945	3.75
Watermelons	Red Flesh Seedless Miniature	each	108	5.44	654	5.43		
Watermelons	Red Flesh Seedless Miniature	per lb	11	0.99	11	0.99		
Watermelons	Red Flesh Seedless Type	each	1	9.90	206	7.57		
Watermelons	Red Flesh Seedless Type	per lb	16	0.99	16	0.99		

**Potatoes & Onions**

Commodity	Variety	Unit	THIS WEEK		LAST WEEK		LAST YEAR	
			Number of Ads	Wtd Avg Price	Number of Ads	Wtd Avg Price	Number of Ads	Wtd Avg Price
Onions, Dry	RED	2 lb bag	336	3.59	252	3.99		
Onions, Dry	YELLOW	2 lb bag	168	3.79	274	3.87		
Onions, Dry	YELLOW	3 lb bag	268	4.80	196	4.96	551	4.41
Onions, Dry	YELLOW	per lb	89	1.51	19	1.33	154	1.49
Onions, Dry	YELLOW MARKED SWEET	per lb	25	1.49	16	1.49	16	1.49
Potatoes	RUSSET	3 lb bag	380	3.99	212	3.99	252	4.99
Potatoes	RUSSET	5 lb bag	9	6.99	26	6.34		
Potatoes	RUSSET	per lb	154	1.49	154	1.49	8	0.49
Potatoes	YELLOW TYPE	per lb	7	1.49				

**Vegetables**

Commodity	Variety	Unit	THIS WEEK		LAST WEEK		LAST YEAR	
			Number of Ads	Wtd Avg Price	Number of Ads	Wtd Avg Price	Number of Ads	Wtd Avg Price
Beans	ROUND GREEN TYPE	12 oz bag	83	5.77				
Beans	ROUND GREEN TYPE	per lb	9	1.99				
Beets		per bunch	122	2.98	75	1.50	174	2.13
Broccoli		per bunch	47	3.67	132	3.99	750	2.73
Broccoli		per lb	97	2.98	16	2.99	94	2.91
Broccoli	BABY HYBRID TYPE	per bunch	8	2.49	395	3.23	489	3.32
Cabbage	RED TYPE	per lb	146	1.49				

Wtd Avg - Simple weighted average



Commodity	Variety	Unit	THIS WEEK		LAST WEEK		LAST YEAR	
			Number of Ads	Wtd Avg Price	Number of Ads	Wtd Avg Price	Number of Ads	Wtd Avg Price
Cabbage	ROUND GREEN TYPE	per lb	183	1.37			113	1.76
Carrots		2 lb bag	14	2.21			1,232	2.15
Carrots	BABY PEELED	1 lb bag	986	2.13	1,986	2.02	1,696	1.89
Cauliflower		each	38	3.99			404	3.49
Cauliflower		per lb	16	2.99	16	2.99	644	2.51
Celery		each	414	2.54	1,403	2.06	110	1.99
Celery		per lb	21	0.98	101	1.16		
Celery	HEARTS	per package	266	3.84	437	3.49	403	3.76
Collards		per bunch	146	2.99				
Corn-Sweet		each	16	1.50	16	1.50		
Cucumbers	LONG SEEDLESS - Greenhouse	each	20	2.99			70	2.50
Kale		per bunch	154	2.94	164	2.40	91	2.01
Lettuce	Green Leaf	each	173	2.05	172	2.04	300	1.89
Lettuce	Iceberg	each	46	2.99			57	2.30
Lettuce	Red Leaf	each	173	2.05	172	2.04	300	1.89
Lettuce	Romaine	each	98	2.65	26	2.65	225	2.10
Lettuce	Romaine (Hearts)	3 count	936	3.54	1,018	3.53	1,580	4.31
Mixed Mini Sweet Peppers		1 lb package	22	3.99			165	4.17
Mushrooms	CREMINI	8 oz package	91	2.99	29	3.85	82	3.02
Mushrooms	WHITE	8 oz package	55	3.07	332	3.04	305	2.49
Peppers (Bell Type)	GREEN	each	201	0.95	26	2.00	40	0.97
Peppers (Bell Type)	RED	per lb	16	4.99	138	4.11	170	3.73
Salad (Mixed Types)		1 lb package	180	5.05	85	5.43	671	5.90
Salad (Mixed Types)		10-12 oz package	136	5.99	629	5.66	655	5.09
Salad (Mixed Types)		5-9 oz package	1,941	3.49	1,502	3.33	1,234	3.39
Spinach	FLAT TYPE	5-7 oz package	208	3.99	303	3.66	81	2.99
Spinach	FLAT TYPE	8-10 oz package	9	4.99	47	6.89		
Squash	Acorn	per lb	199	1.69	14	0.99	680	1.67
Squash	Butternut	per lb	199	1.69	14	0.99	686	1.67
Squash	Spaghetti	per lb	199	1.69	14	0.99	686	1.67
Squash	Yellow Crookneck/Straightneck	per lb	945	1.19			34	2.50
Squash	Zucchini	per lb	1,463	1.69	2,135	1.98	202	1.75
Sweet Potatoes		per lb	441	2.19	18	1.99	9	1.49
Swiss Chard		per bunch	28	2.27			7	0.99
Tomatoes		per lb	173	2.76	154	2.49	202	2.70
Tomatoes	Cherry Type	1 pint package	6	3.98	23	4.62		
Tomatoes	Cherry Type	per lb	67	4.43				

Wtd Avg - Simple weighted average



Commodity	Variety	Unit	THIS WEEK		LAST WEEK		LAST YEAR	
			Number of Ads	Wtd Avg Price	Number of Ads	Wtd Avg Price	Number of Ads	Wtd Avg Price
Tomatoes	GRAPE TYPE	1 pint package	330	3.15	431	2.58	424	3.49
Tomatoes	GRAPE TYPE	10 oz package	17	2.50			21	2.99
Tomatoes	VINE RIPES	per lb	48	2.45	34	2.98		
Tomatoes	Vine Ripes - Heirloom Varieties - Greenhouse	per lb	530	4.42	422	4.51	426	4.29
Tomatoes	VINE RIPES - ON THE VINE - Greenhouse	per lb	14	3.42	17	3.99	740	3.99

**Other Specialty Crop Items**

Commodity	Variety	Unit	THIS WEEK		LAST WEEK		LAST YEAR	
			Number of Ads	Wtd Avg Price	Number of Ads	Wtd Avg Price	Number of Ads	Wtd Avg Price
Hemp (Seed) Oil		16 oz	347	16.99	356	16.99	170	17.64
Hemp (Seed) Oil		4 oz	154	6.39	154	6.39	154	6.39
Hemp Protein		12 oz	86	14.13			94	12.07
Hemp Protein		16 oz	295	14.28			653	14.78
Hemp Seeds Shelled		12 oz	763	12.84	597	14.35	279	13.61
Hemp Seeds Shelled		16 oz	414	14.61	423	14.89	159	14.99
Hemp Seeds Shelled		4 oz	89	3.88			164	3.71
Hemp Seeds Shelled		7 oz	394	9.54	551	11.81	659	9.55

Wtd Avg - Simple weighted average





### REGIONAL ORGANIC DETAILS

Commodity	Variety	Unit	NORTHEAST U.S.				SOUTHEAST U.S.				MIDWEST U.S.			
			Price Range	Number of Ads	Wtd Avg Price	% Marked Local	Price Range	Number of Ads	Wtd Avg Price	% Marked Local	Price Range	Number of Ads	Wtd Avg Price	% Marked Local
<b>FRUIT</b>														
Apples	Ambrosia	2 lb bag										3.50	114	3.50
Apples	Fuji	3 lb bag										5.32	67	5.32
Apples	Fuji	per lb	1.99 - 2.21	609	2.03		1.99 - 2.21	124	2.14			2.21	67	2.21
Apples	Gala/Royal Gala	2 lb bag	3.99	7	3.99		2.99 - 4.99	368	4.98			2.99 - 3.99	217	3.42
Apples	Gala/Royal Gala	3 lb bag	5.99	37	5.99		5.99	40	5.99					
Apples	Gala/Royal Gala	per lb	1.99 - 2.99	705	2.01		1.99	3	1.99					
Apples	Granny Smith	2 lb bag										3.50	114	3.50
Apples	Honeycrisp	per lb	2.99 - 3.88	132	3.81		1.38 - 3.32	273	1.99	68		3.88 - 3.99	78	3.90
Apples	Paula Red	per lb	0.99	37	0.99	100								
Apples	Pink Lady/Cripps Pink	per lb	3.32	122	3.32									
Apples, Processed	Juice	64 oz (1/2 gallon)	3.39 - 3.99	351	3.67		3.00 - 3.99	42	3.94			3.00 - 7.79	50	4.05
Avocados	Hass	each										1.25	13	1.25
Bananas		per lb	0.88 - 0.99	141	0.96									
Blackberries		5.6-6 oz package	3.89 - 3.99	194	3.93							2.99 - 4.00	152	3.63
Blueberries		1 pint (11-12 oz ctnr w/ lid)	4.99	183	4.99		4.99	14	4.99			3.50	18	3.50
Blueberries		4.4 oz package					4.99	74	4.99					
Blueberries		6 oz package					4.99	108	4.99					
Cantaloupes		each	4.43	122	4.43									
Grapes	Black Seedless	per lb	2.99 - 3.32	305	3.12		2.99 - 3.32	100	3.27			3.32	67	3.32
Grapes	Red Seedless	per lb	2.98 - 3.99	701	3.14		2.99 - 3.32	2609	3.04			2.49 - 3.99	412	3.01
Grapes	White Seedless Type	per lb	2.98 - 3.99	745	3.13		2.77 - 3.32	2701	3.04			2.49 - 3.99	178	3.04
Kiwifruit	Hayward	1-lb containers with lids	4.99	7	4.99									
Kiwifruit	Yellow Flesh	1-lb containers with lids	4.99	7	4.99									
Lemons		1 lb bag	3.99	27	3.99									
Lemons		2 lb bag	4.99	197	4.99									
Lemons		each	0.66 - 1.00	43	0.73									
Mangoes	Round Varieties	each					2.50	52	2.50					
Nectarines	Various Yellow Flesh Varieties	per lb										1.99	22	1.99
Peaches	Various Yellow Flesh Varieties	per lb	3.88	122	3.88		3.88	172	3.88			3.88	67	3.88
Pears	Bartlett	2 lb bag	3.99	183	3.99									
Pears	Bartlett	per lb	1.99	37	1.99		1.99	40	1.99			1.99	14	1.99
Raspberries		6 oz package	3.99	257	3.99							3.50 - 4.00	46	3.80
Strawberries		1 lb package	4.99	183	4.99		4.99	14	4.99					

Wtd Avg - Simple weighted average



Commodity	Variety	Unit	NORTHEAST U.S.				SOUTHEAST U.S.				MIDWEST U.S.			
			Price Range	Number of Ads	Wtd Avg Price	% Marked Local	Price Range	Number of Ads	Wtd Avg Price	% Marked Local	Price Range	Number of Ads	Wtd Avg Price	% Marked Local
Watermelons	Red Flesh Seedless Miniature	each	5.99	34	5.99					3.99 - 5.32	74	5.19	9	
<b>POTATOES &amp; ONIONS</b>														
Onions, Dry	RED	2 lb bag	3.49	322	3.49									
Onions, Dry	YELLOW	2 lb bag								2.50	22	2.50		
Onions, Dry	YELLOW	3 lb bag	3.99 - 4.99	237	4.95									
Onions, Dry	YELLOW MARKED SWEET	per lb	1.49	9	1.49									
Potatoes	RUSSET	3 lb bag	3.99	380	3.99									
Potatoes	RUSSET	5 lb bag	6.99	9	6.99									
Potatoes	RUSSET	per lb								1.49	13	1.49		
<b>VEGETABLES</b>														
Beans	ROUND GREEN TYPE	12 oz bag	4.99 - 5.99	80	5.80		4.99	3	4.99					
Beans	ROUND GREEN TYPE	per lb	1.99	9	1.99									
Broccoli		per bunch								3.99	11	3.99		
Cabbage	ROUND GREEN TYPE	per lb								0.89	37	0.89	100	
Carrots		2 lb bag								2.00 - 2.49	14	2.21		
Carrots	BABY PEELED	1 lb bag	1.50 - 2.99	609	2.10		1.50 - 2.00	25	1.72	1.69 - 2.50	175	2.32		
Cauliflower		each	3.99	38	3.99									
Celery		each	2.49 - 2.99	314	2.70		2.49 - 2.50	48	2.50	1.50 - 2.00	39	1.71		
Celery	HEARTS	per package	2.99 - 3.99	246	3.91									
Cucumbers	LONG SEEDLESS - Greenhouse	each	2.99	20	2.99									
Lettuce	Green Leaf	each								1.99	13	1.99		
Lettuce	Iceberg	each	2.99	46	2.99									
Lettuce	Red Leaf	each								1.99	13	1.99		
Lettuce	Romaine (Hearts)	3 count	3.49 - 3.99	640	3.60		3.49 - 3.99	19	3.62	1.99 - 3.99	174	3.58		
Mixed Mini Sweet Peppers		1 lb package								3.99	22	3.99		
Mushrooms	CREMINI	8 oz package					2.99	74	2.99					
Mushrooms	WHITE	8 oz package	3.99	15	3.99		3.99	3	3.99	2.00 - 2.99	20	2.30		
Peppers (Bell Type)	GREEN	each					0.98	187	0.98	0.50	14	0.50		
Salad (Mixed Types)		1 lb package	5.99	11	5.99									
Salad (Mixed Types)		10-12 oz package	5.99	65	5.99		5.99	11	5.99					
Salad (Mixed Types)		5-9 oz package	2.50 - 4.99	931	3.79		3.50 - 3.99	48	3.85	2.50 - 3.99	353	3.35		
Spinach	FLAT TYPE	5-7 oz package	3.99	54	3.99					3.99	13	3.99		
Spinach	FLAT TYPE	8-10 oz package	4.99	9	4.99									

Wtd Avg - Simple weighted average



Commodity	Variety	Unit	NORTHEAST U.S.				SOUTHEAST U.S.				MIDWEST U.S.			
			Price Range	Number of Ads	Wtd Avg Price	% Marked Local	Price Range	Number of Ads	Wtd Avg Price	% Marked Local	Price Range	Number of Ads	Wtd Avg Price	% Marked Local
Squash	Yellow Crookneck/Straightneck	per lb					1.19	945	1.19					
Squash	Zucchini	per lb	2.99	322	2.99		1.19 - 1.69	953	1.19		1.99	13	1.99	
Sweet Potatoes		per lb	1.99 - 2.21	157	2.16		2.21	86	2.21		2.21	67	2.21	
Tomatoes		per lb									2.49	13	2.49	
Tomatoes	Cherry Type	per lb									4.43	67	4.43	
Tomatoes	GRAPE TYPE	1 pint package	2.99 - 3.99	147	3.08		4.49	74	4.49		2.50 - 2.99	56	2.68	
Tomatoes	VINE RIPES	per lb									1.99	37	1.99	
Tomatoes	Vine Ripes - Heirloom Varieties - Greenhouse	per lb	2.99 - 4.43	131	4.33		4.43	86	4.43		4.43	67	4.43	
<b>OTHER SPECIALTY CROP ITEMS</b>														
Hemp (Seed) Oil		16 oz					16.99	52	16.99					
Hemp (Seed) Oil		4 oz									6.39	13	6.39	
Hemp Protein		12 oz					14.13	86	14.13					
Hemp Protein		16 oz									17.46	67	17.46	
Hemp Seeds Shelled		12 oz	11.89	122	11.89		9.65 - 14.99	138	11.66		12.64	67	12.64	
Hemp Seeds Shelled		16 oz					14.99	52	14.99		12.64	67	12.64	
Hemp Seeds Shelled		4 oz									4.06	67	4.06	
Hemp Seeds Shelled		7 oz	8.92	122	8.92		13.99	52	13.99		8.92	67	8.92	

Wtd Avg - Simple weighted average



Commodity	Variety	Unit	SOUTH CENTRAL U.S.				SOUTHWEST U.S.				NORTHWEST U.S.			
			Price Range	Number of Ads	Wtd Avg Price	% Marked Local	Price Range	Number of Ads	Wtd Avg Price	% Marked Local	Price Range	Number of Ads	Wtd Avg Price	% Marked Local
<b>FRUIT</b>														
Apples	Fuji	2 lb bag					2.99 - 3.99	16	3.49					
Apples	Fuji	per lb	1.99	107	1.99		1.99 - 2.99	368	2.02		1.99 - 2.99	55	2.48	
Apples	Gala/Royal Gala	2 lb bag	2.99 - 4.99	41	4.55		2.99 - 3.99	16	3.49					
Apples	Gala/Royal Gala	per lb					2.69	8	2.69		1.79 - 1.99	32	1.88 53	
Apples	Honeycrisp	2 lb bag					3.99	16	3.99					
Apples	Honeycrisp	per lb	2.29 - 3.49	238	3.04		2.99 - 3.88	135	3.71		1.98 - 3.88	174	3.36	
Apples, Processed	Juice	64 oz (1/2 gallon)	3.00	6	3.00									
Avocados	Hass	each	1.25	92	1.25		1.25 - 1.50	36	1.34		1.25 - 1.99	49	1.60	
Avocados	Hass-Marked Large	each	2.50	9	2.50		2.50	26	2.50					
Bananas		per lb	0.69	95	0.69		0.99	146	0.99					
Blackberries		1 pint (11-12 oz cntr w/ lid)					7.78	109	7.78					
Blackberries		5.6-6 oz package	2.99	61	2.99						3.89	22	3.89	
Blueberries		1 pint (11-12 oz cntr w/ lid)	3.99	95	3.99		4.99	27	4.99					
Blueberries		18 oz package									6.99	61	6.99	
Blueberries		6 oz package					3.99 - 4.49	264	4.01					
Cantaloupes		each					3.50	16	3.50					
Cantaloupes		per lb									0.99 - 1.29	27	1.17 59	
Grapes	Black Seedless	per lb	2.99	75	2.99		1.25 - 3.32	114	3.23		3.32 - 3.99	38	3.60 42	
Grapes	Red Seedless	per lb	2.48 - 2.99	145	2.75		1.25 - 3.99	313	3.47		2.98 - 3.99	79	3.51 20	
Grapes	White Seedless Type	per lb	2.48 - 2.99	252	2.76		1.25 - 3.32	375	2.95		2.98 - 3.99	63	3.65 25	
Lemons		each									0.99 - 1.25	96	1.20	
Mangoes	Round Varieties	each	2.50	107	2.50		0.99 - 3.00	203	2.83		3.00	4	3.00	
Mangoes	Round Varieties Marked Extra Large	each					2.00 - 4.99	184	2.40					
Peaches	Various Yellow Flesh Varieties	per lb					3.88 - 3.99	135	3.90 19		3.88 - 3.99	41	3.93 46	
Pears	Bartlett	per lb					2.99	19	2.99		1.99	19	1.99 100	
Plums		per lb					3.49	26	3.49		0.75	1	0.75	
Plums	Interspecific Type	per lb									2.99 - 3.88	45	3.43	
Raspberries		6 oz package					3.49 - 5.49	67	3.91		3.88	22	3.88	
Strawberries		1 lb package	4.98	9	4.98						2.99	61	2.99	
Watermelons	Red Flesh Seedless Miniature	per lb					0.99	11	0.99					
Watermelons	Red Flesh Seedless Type	each									9.90	1	9.90	
Watermelons	Red Flesh Seedless Type	per lb									0.99	16	0.99 100	
<b>POTATOES &amp; ONIONS</b>														

Wtd Avg - Simple weighted average



Commodity	Variety	Unit	SOUTH CENTRAL U.S.				SOUTHWEST U.S.				NORTHWEST U.S.			
			Price Range	Number of Ads	Wtd Avg Price	% Marked Local	Price Range	Number of Ads	Wtd Avg Price	% Marked Local	Price Range	Number of Ads	Wtd Avg Price	% Marked Local
Onions, Dry	RED	2 lb bag					5.99	14	5.99					
Onions, Dry	YELLOW	2 lb bag					3.99	146	3.99					
Onions, Dry	YELLOW	3 lb bag	2.58	17	2.58		4.99	14	4.99					
Onions, Dry	YELLOW	per lb					1.79	8	1.79	1.48	81	1.48	100	
Onions, Dry	YELLOW MARKED SWEET	per lb								1.49	16	1.49	100	
Potatoes	RUSSET	per lb	1.49	92	1.49		1.49	23	1.49	1.49	26	1.49		
Potatoes	YELLOW TYPE	per lb								1.49	7	1.49	100	

**VEGETABLES**

Beets		per bunch					2.98	122	2.98	100			
Broccoli		per bunch					2.99 - 4.49	36	3.57				
Broccoli		per lb								2.98 - 2.99	97	2.98	
Broccoli	BABY HYBRID TYPE	per bunch					2.49	8	2.49				
Cabbage	RED TYPE	per lb					1.49	146	1.49				
Cabbage	ROUND GREEN TYPE	per lb					1.49	146	1.49				
Carrots	BABY PEELED	1 lb bag	2.00 - 2.99	87	2.31		1.50 - 2.00	51	1.77	1.99 - 2.00	39	2.00	
Cauliflower		per lb								2.99	16	2.99	
Celery		each					1.50	13	1.50				
Celery		per lb								0.98	21	0.98	
Celery	HEARTS	per package					2.98	20	2.98				
Collards		per bunch					2.99	146	2.99				
Corn-Sweet		each								1.50	16	1.50	
Kale		per bunch					1.99 - 2.99	154	2.94				
Lettuce	Green Leaf	each	1.99	92	1.99		1.99	23	1.99	1.99 - 2.50	45	2.21	42
Lettuce	Red Leaf	each	1.99	92	1.99		1.99	23	1.99	1.99 - 2.50	45	2.21	42
Lettuce	Romaine	each								2.50 - 2.69	98	2.65	100
Lettuce	Romaine (Hearts)	3 count	3.49 - 3.99	40	3.92		2.50	53	2.50	2.99	10	2.99	
Mushrooms	CREMINI	8 oz package								3.00	17	3.00	
Mushrooms	WHITE	8 oz package								3.00	17	3.00	
Peppers (Bell Type)	RED	per lb								4.99	16	4.99	100
Salad (Mixed Types)		1 lb package					4.99	169	4.99				
Salad (Mixed Types)		10-12 oz package	5.99	60	5.99								
Salad (Mixed Types)		5-9 oz package	3.00 - 3.77	190	3.17		3.00 - 3.49	418	3.03	3.00	1	3.00	
Spinach	FLAT TYPE	5-7 oz package	3.99	92	3.99		3.99	23	3.99	3.99	26	3.99	
Squash	Acorn	per lb	1.69	68	1.69					1.69	131	1.69	
Squash	Butternut	per lb	1.69	68	1.69					1.69	131	1.69	
Squash	Spaghetti	per lb	1.69	68	1.69					1.69	131	1.69	
Squash	Zucchini	per lb	1.99	92	1.99		1.50 - 1.99	50	1.86	1.99	33	1.99	21

Wtd Avg - Simple weighted average



Commodity	Variety	Unit	SOUTH CENTRAL U.S.				SOUTHWEST U.S.				NORTHWEST U.S.			
			Price Range	Number of Ads	Wtd Avg Price	% Marked Local	Price Range	Number of Ads	Wtd Avg Price	% Marked Local	Price Range	Number of Ads	Wtd Avg Price	% Marked Local
Sweet Potatoes		per lb					2.21	109	2.21		2.21	22	2.21	
Swiss Chard		per bunch					1.98 - 2.99	28	2.27					
Tomatoes		per lb	2.49	92	2.49		2.49	23	2.49		2.49 - 4.99	45	3.55	
Tomatoes	Cherry Type	1 pint package									3.98	6	3.98	
Tomatoes	GRAPE TYPE	1 pint package					2.00	53	2.00					
Tomatoes	GRAPE TYPE	10 oz package	2.50	17	2.50									
Tomatoes	VINE RIPES	per lb					3.99	11	3.99					
Tomatoes	Vine Ripes - Heirloom Varieties - Greenhouse	per lb	3.99	75	3.99		4.43 - 5.99	133	4.68	12	4.43 - 4.99	38	4.67	
Tomatoes	VINE RIPES - ON THE VINE - Greenhouse	per lb					2.99 - 3.99	14	3.42					
<b>OTHER SPECIALTY CROP ITEMS</b>														
Hemp (Seed) Oil		16 oz	16.99	107	16.99		16.99	184	16.99		16.99	4	16.99	
Hemp (Seed) Oil		4 oz	6.39	92	6.39		6.39	23	6.39		6.39	26	6.39	
Hemp Protein		16 oz	17.40	75	17.40		10.02	109	10.02		10.02 - 19.33	44	14.68	
Hemp Seeds Shelled		12 oz	8.68 - 14.99	182	12.39		14.99	184	14.99		9.65 - 14.99	70	12.54	
Hemp Seeds Shelled		16 oz	14.99	107	14.99		14.99	184	14.99		14.99	4	14.99	
Hemp Seeds Shelled		4 oz									3.34	22	3.34	
Hemp Seeds Shelled		7 oz					8.54	109	8.54		9.28 - 9.65	44	9.47	

Wtd Avg - Simple weighted average



Commodity	Variety	Unit	ALASKA U.S.				HAWAII U.S.			
			Price Range	Number of Ads	Wtd Avg Price	% Marked Local	Price Range	Number of Ads	Wtd Avg Price	% Marked Local
<b>FRUIT</b>										
Apples	Fuji	per lb					3.10	4	3.10	
Apples	Honeycrisp	2 lb bag	5.99	11	5.99					
Apples	Honeycrisp	per lb					5.32	4	5.32	
Blackberries		5.6-6 oz package					5.45	4	5.45	
Cantaloupes		per lb	1.58	3	1.58					
Grapes	Black Seedless	per lb					4.65	4	4.65	
Grapes	Red Seedless	per lb					4.65	4	4.65	
Grapes	White Seedless Type	per lb					4.65	4	4.65	
Honeydews		per lb	1.58	3	1.58					
Nectarines	Various Yellow Flesh Varieties	per lb	3.58	3	3.58					
Peaches	Various Yellow Flesh Varieties	per lb	3.58	3	3.58		5.43	4	5.43	
Pears	Bartlett	per lb	2.89	1	2.89					
<b>POTATOES &amp; ONIONS</b>										
Onions, Dry	RED	2 lb bag	4.00	11	4.00					
Onions, Dry	WHITE	2 lb bag	4.00	11	4.00					
Onions, Dry	YELLOW	2 lb bag	4.00	11	4.00					
<b>VEGETABLES</b>										
Beets		per bunch	3.19	1	3.19					
Broccoli		per lb	2.98	3	2.98					
Cauliflower		per lb	1.98	3	1.98					
Mushrooms	CREMINI	8 oz package	3.49	11	3.49					
Mushrooms	WHITE	8 oz package	3.49	11	3.49					
Salad (Mixed Types)		5-9 oz package	3.49	11	3.49					
Squash	Acorn	per lb	2.19	1	2.19					
Squash	Butternut	per lb	2.19	1	2.19					
Squash	Spaghetti	per lb	2.19	1	2.19					
Sweet Potatoes		per lb					3.10	4	3.10	
Tomatoes	Vine Ripes - Heirloom Varieties - Greenhouse	per lb					6.21	4	6.21	
Tomatoes	VINE RIPES - ON THE VINE - Greenhouse	per lb					4.34	4	4.34	
<b>OTHER SPECIALTY CROP ITEMS</b>										
Hemp Protein		16 oz					12.64	4	12.64	
Hemp Seeds Shelled		12 oz					11.89 - 17.10	12	15.12	
Hemp Seeds Shelled		4 oz					4.44	4	4.44	

Wtd Avg - Simple weighted average



Commodity	Variety	Unit	ALASKA U.S.				HAWAII U.S.			
			Price Range	Number of Ads	Wtd Avg Price	% Marked Local	Price Range	Number of Ads	Wtd Avg Price	% Marked Local
Hemp Seeds Shelled		7 oz					11.14 - 11.36	8	11.25	

Wtd Avg - Simple weighted average



**REGIONAL DEFINITIONS**

As used in this report, regions include the following states:	
NORTHEAST U.S.	Connecticut, Delaware, Massachusetts, Maryland, Maine, New Hampshire, New Jersey, New York, Pennsylvania, Rhode Island and Vermont
SOUTHEAST U.S.	Alabama, Florida, Georgia, Mississippi, North Carolina, South Carolina, Tennessee, Virginia and West Virginia
MIDWEST U.S.	Iowa, Illinois, Indiana, Kentucky, Michigan, Minnesota, North Dakota, Nebraska, Ohio, South Dakota and Wisconsin
SOUTH CENTRAL U.S.	Arkansas, Colorado, Kansas, Louisiana, Missouri, New Mexico, Oklahoma, and Texas
SOUTHWEST U.S.	Arizona, California, Nevada and Utah
NORTHWEST U.S.	Idaho, Montana, Oregon, Washington, and Wyoming
ALASKA	Alaska
HAWAII	Hawaii
NATIONAL	Continental United States

1 -- Specialty Crops Market News surveys nearly 271 retailers, comprising over 29,700 individual stores, with online weekly advertised features.

2 -- Date range reflects one week of data collection ending on the report date and encompassing ad pricing good from the Saturday before the report release date through the following Friday.