

## Instructions for use – Stealth Clarity N99 Disposable Respirator With Anti Fog Lens

The Stealth Clarity N99 Disposable Respirator with anti-fog lens is approved in accordance with NIOSH 42 CFR 84 as a NIOSH approved respirator for use in occupational applications.

The following table shows the product code and description used to identify the Stealth Clarity N99 disposable respirator with anti fog lens

Product Code:	Product Description
F10.1.001	Stealth Clarity N99 disposable respirator with anti fog lens

GUIDELINES FOR THE SELECTION AND USE MAY VARY BETWEEN COUNTRIES. ALWAYS CHECK PRIOR TO USE TO ENSURE THAT YOUR SELECTION FOR THE INTENDED APPLICATION MEETS NATIONAL REQUIREMENTS.

Before occupational use of this respirator, a written respiratory protection program must be implemented meeting all the local government requirements. In the United States, employers must comply with OSHA 29 CFR 1910.134 which includes medical evaluation, training and fit testing.

### APPLICATION TABLE

Stealth Clarity N99 disposable respirator with anti fog lens is suitable for the following applications:

Filter Class	Main Applications
N99 MINIMUM EFFICIENCY 99%	N99 - Particulate Filter (99% filter efficiency level) Effective against particulate aerosols free of oil; time use restrictions may apply.

### CHECKS PRIOR TO USE

- Prior to use ensure that the respirator has been stored in accordance with the recommended storage instructions below and is still within its stated expiry date, the detail is displayed on the package label.
- Remove all packaging and inspect the respirator for damage. If in doubt the suspected defective respirator should be disposed of and replaced.
- Ensure that the intended application and atmosphere has been assessed by a competent person and meets the application limitations for the Stealth Clarity N99 disposable respirator with anti fog lens (See application table above and the additional warnings and limitations).

### FITTING INSTRUCTIONS

- A: Ensure the checks prior to use above have been conducted before the use of each respirator.
- B: Remove eyewear. If facial hair is present where the respirator contacts the face an effective seal will not be achieved and a powered respirator will be required.
- C: Grasp the respirator with one hand positioning your thumb on the inside of the respirator. (fig 1)
- D: Pull the upper and lower headbands over the back of the head whilst positioning the respirator on your face. (fig 2)
- E: Position the upper strap at the crown of your head and the lower strap at the neck. Ensure they are not twisted

and are sitting flat. (fig 3)

- F: Adjust the position of the respirator on the face and pinch the respirator around the nose to form the metal strip ensuring a sealed face fit with no air leakage between the respirator and face. (fig 4)
- G: Perform a face fit check by exhaling and inhaling deeply whilst feeling for air leakage around the nose and face to ensure an airtight seal has been achieved. A good face fit is achieved when no air can be felt passing around the edges of the respirator. Perform this each time the respirator is re-applied and repeat steps C – G if a leak is found. (fig 5)

### USE

The Stealth Clarity N99 disposable respirator with anti fog lens single shift use only.

### STORAGE

- The Stealth Clarity N99 disposable respirator with anti fog lens should be stored in a dry and uncontaminated environment between temperatures of -10 to 40degrees C.
- The Stealth Clarity N99 disposable respirator with anti fog lens should not be stored for extended periods in direct sunlight or beyond the specified shelf life.
- If stored under conditions other than specified by the manufacturer the shelf life of the respirator may be affected.

### ADDITIONAL WARNINGS & LIMITATIONS

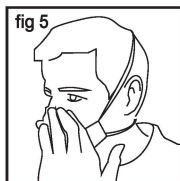
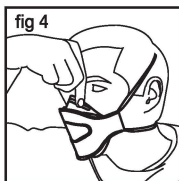
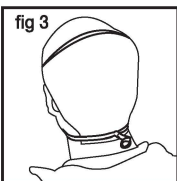
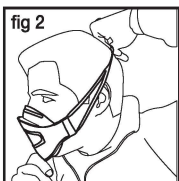
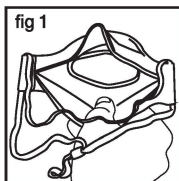
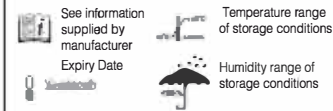
**DO NOT** use the Stealth Clarity N99 disposable respirator with anti fog lens if:

- the air quality, the atmosphere or the type of hazard are unknown.
- the atmosphere is oxygen deficient (<19.5%).
- the atmosphere is oxygen enriched.
- the gas or vapour concentrations are unknown or exceed the value of the class of the respirator.
- the atmosphere is explosive.
- the intended user has facial hair where the respirator contacts the face.
- the respirator has exceeded its expiry date, which is displayed on the respirator pack label.

### ALWAYS:

- Check the fit and effective seal of the facepiece prior to use – Note: it is unlikely that the requirement for leakage will be achieved if facial hair passes under the face seal.
- Check the respirator for damage and replace if in doubt.
- Ensure that the intended application and atmosphere has been assessed by a competent person and meets the application limitations.
- Check the expiry date, the detail is displayed on the pack label.

### FILTER LABEL SYMBOLS



42 CFR 84

APPROVALS:

# STEALTH CLARITY N99 DISPOSABLE RESPIRATOR WITH ANTI FOG LENS

P/N: F10.1.001

## INSTRUCTIONS FOR USE

MANUFACTURER DETAILS: DETALLES DEL FABRICANTE:  
DETALHES DO FABRICANTE: DÉTAILS DU FABRICANT :



AIR FILTRATION SOLUTIONS  
72 Roman Way Industrial Estate,  
Longridge Road Preston, LANC. PR2 5BE  
+44 (0) 1772 790820



AIR FILTRATION SOLUTIONS  
72 Roman Way Industrial Estate,  
Longridge Road Preston, LANCs. PR2 5BE  
+44 (0) 1772 790820



**This respirator is approved only in the following configuration:**

TC-	Protection <sup>1</sup>	Stealth Clarity N99 Respirator	Cautions and Limitations <sup>2</sup>
		F10.1.001	
84A-9402	N99	X	ABCJMNO

**1. PROTECTION:**

**N99-Particulate Filter (99% filter efficiency level) Effective against particulate aerosols free of oil; time use restrictions may apply.**

**2. CAUTIONS AND LIMITATIONS**

- A - Not for use in atmospheres containing less than 19.5 percent oxygen.
- B - Not for use in atmospheres immediately dangerous to life or health.
- C - Do not exceed maximum use concentrations established by regulatory standards.
- J - Failure to properly use and maintain this product could result in injury or death.
- M - All approved respirators shall be selected, fitted, used, and maintained in accordance with MSHA, OSHA, and other applicable regulations.
- N - Never substitute, modify, add, or omit parts. Use only exact replacement parts in the configuration as specified by the manufacturer.
- O - Refer to User Instructions, and/or maintenance manuals for information on use and maintenance of these respirators.
- P - NIOSH does not evaluate respirators for use as surgical masks.

3/3/2022

