

GEORGE H. GALLUP, Founder and Chairman of the American Institute of Public Opinion (The Gallup Poll) received a Ph. D. in Psychology from the University of Iowa in 1928. From his undergraduate days he has had three prime interests: survey research, public opinion, and politics.

Dr. Gallup is the author of many articles on public opinion and advertising research and he has published the following books: *The Pulse of Democracy* (1940); *A Guide Book to Public Opinion Polls* (1944); *The Gallup Political Almanac* (1952); *Secrets of Long Life* (1960); *The Miracle Ahead* (1964); and *The Sophisticated Poll Watcher's Guide* (1970).

The Gallup Poll


PUBLIC OPINION 1935 - 1971

*Dr. George H. Gallup,
Founder and Chairman,
American Institute of Public Opinion*

VOLUME
ONE
1935 - 1948

610/26

LIBRARY
UNIV. OF MO. - ST. LOUIS
8001 NATURAL BRIDGE ROAD
ST. LOUIS, MISSOURI 63121

RANDOM HOUSE  NEW YORK

Ref
HN
90
.P8

G3
1935-7/
v.1

Reference Series Editors:

William P. Hansen

Fred L. Israel

Assistant Editor:

June Rephan

Paul Perry's comments on pages xi-xxx are revised versions of articles that appeared in *Public Opinion Quarterly*, Vol. 24 (1960), pp. 531-42 and Vol. 26 (1962), pp. 272-79.

FIRST EDITION

BP 9 8 7 6 5 4 3 2 1

Copyright © 1972 by American Institute of Public Opinion

All rights reserved under International and Pan-American Copyright Conventions. Published in the United States by Random House, Inc., New York, and simultaneously in Canada by Random House of Canada Limited, Toronto.

MANUFACTURED IN THE UNITED STATES OF AMERICA

Library of Congress Cataloging in Publication Data

Gallup, George Horace, 1901-

The Gallup Poll, 1935-1971

1. Public opinion — U.S. I. Title.

HN90. P8G3 301.15'43' 32900973 77-39867

ISBN 0-394-47270-5

Preface

These volumes contain the findings of all Gallup Poll reports from the founding of the Gallup Poll in October 1935 through December 1971. The more than 7,000 reports present a view of changing American political and social thought since the New Deal.

From its founding, the American Institute of Public Opinion (The Gallup Poll) has functioned as a totally independent fact-finding organization whose sole purpose has been to determine public opinion. It is strictly impartial, has no political predilections, and espouses no public or private causes. The Poll's main source of income during its thirty-eight year existence has been subscriber newspapers, which have exclusive rights to publish the Gallup findings. Today, the Poll is carried by 153 newspapers with a daily readership of approximately thirty million people.

In addition to its regular polls, the Gallup organization has conducted hundreds of surveys of special groups such as college students, county chairmen of both major political parties, persons listed in *Who's Who in America*, etc. Surveys have also been conducted in many foreign countries through Gallup International, Ltd., an association which now consists of 30 Gallup affiliates conducting public opinion research in more than 50 nations.

Since the establishment of the Poll, approximately 20,000 questions have been asked of more than two million people. The decision as to what issues are to be surveyed rests with the various members of the Gallup Poll staff, although subscriber newspapers frequently provide suggestions.

Each report in these volumes contains all the statistical data as released to newspapers. Due to space limitations, the editorial and interpretative material accompanying the reports has been eliminated. Unless otherwise indicated, all data applies to a representative cross-section of the total United States adult, non-institutionalized population.

The date preceding each report indicates the newspaper release date. The headline following the date identifies the subject matter of the poll or polls that follow. The interviewing dates are in small type. To further identify and catalogue the polls, survey, index, and question numbers are provided. The questions appear exactly as they were asked.¹

¹Persons desiring tabular data other than that published in the Gallup reports should contact Mr. Philip K. Hastings, Roper Public Opinion Research Center, Williams College, Williamstown, Massachusetts 01267. The Roper Center has on file complete data card decks for all Gallup reports released since 1935.

All Gallup polls since 1950, excluding certain special surveys, have been based on a national probability sample of interviewing areas. Refinements in the sample design have been introduced at various points in time since then. However, over this period the design in its essentials has conformed to the current procedure, as follows:²

1. The United States is divided into seven size-of-community strata: cities of population 1,000,000 and over; 250,000 to 999,999; and 50,000 to 249,999; with the urbanized areas of all these cities forming a single stratum; cities of 2,500 to 49,999; rural villages; and farm or open country rural areas.
2. Within each of these strata, the population is further divided into seven regions: New England, Middle Atlantic, East Central, West Central, South, Mountain, and Pacific Coast.
3. Within each size-of-community and regional stratum the population is arrayed in geographic order and zoned into equal-sized groups of sampling units.
4. In each zone, pairs of localities are selected with probability of selection proportional to the size of each locality's population — producing two replicated samples of localities.
5. Within selected cities for which population data are reported by census tracts or enumeration districts, these sample subdivisions are drawn with probability of selection proportional to the size of the population.
6. For other cities, minor civil divisions, and rural areas in the sample for which population data are not reported by census tracts or enumeration districts, small, definable geographic areas are drawn, with the probability of selection proportional to size where available data permit; otherwise with equal probability.
7. Within each subdivision selected for which block statistics are available, a block or block cluster is drawn with probability of selection proportional to the number of dwelling units.
8. In cities and towns for which block statistics are not available, blocks are drawn at random, that is, with equal probability.
9. In subdivisions that are rural or open country in character, segments approximately equal in size of population are delineated and drawn with equal probability.
10. In each cluster of blocks and each segment so selected, a randomly selected starting point is designated on the interviewer's map of the area. Starting at this point, interviewers are required to follow a given direction in the selection of households, taking households in sequence, until their assigned number of interviews has been completed.
11. Within each occupied dwelling unit or household reached, the interviewer asks to speak to the youngest man 18 or older at home, or if no man is at home, the oldest woman 18 or older. This method of selection within the household has been developed empirically to produce an age distribution

²For a discussion of election survey procedures since 1950, see Paul Perry's comments, *supra*.

by men and women separately which compares closely with the age distribution of the population. It increases the probability of selecting younger men, who are at home relatively infrequently, and the probability of reaching older women in the household who tend to be under-represented unless given a disproportionate chance of being drawn from among those at home. The method of selection among those at home within the household is not strictly random, but it is systematic and objective and eliminates interviewer judgment in the selection process.

12. Interviewing is conducted at times when adults are most likely to be at home, which means on weekends or if on weekdays, after 4:00 P.M. for women and after 6:00 P.M. for men.

13. Allowance for persons not at home is made by a "times-at-home" weighting procedure rather than by "call-backs." This procedure is a standard method for reducing the sample bias that would otherwise result from underrepresentation of persons who are difficult to find at home.

14. The pre-stratification by regions is routinely supplemented by fitting each obtained sample to the latest available Census Bureau estimates of the regional distribution of the population. Also minor adjustments of the sample are made by educational attainment (by men and women separately), based on the annual estimates of the Census Bureau derived from their Current Population Survey.

The sampling procedure described is designed to produce an approximation of the adult civilian population living in the United States, except for those persons in institutions such as prisons or hospitals.

Prior to 1950, the samples for all Gallup surveys, excluding special surveys, were a combination of what is known as a purposive design for the selection of cities, towns, and rural areas, and the quota method for the selection of individuals within such selected areas.

The first step in obtaining the sample was to draw a national sample of places (cities, towns, and rural areas). These were distributed by six regions and five or six city size, urban rural groups or strata in proportion to the distribution of the population of voting age by these regional-city size strata. The distribution of cases between the non-South and South, however, was on the basis of the vote in presidential elections.

Within each region the sample of such places was drawn separately for each of the larger states and for groups of smaller states. The places were selected to provide broad geographic distribution within states and at the same time in combination to be politically representative of the state or group of states in terms of three previous elections. Specifically they were selected so that in combination they matched the state vote for three previous elections within small tolerances. Great emphasis was placed on election data as a control in the era from 1935 to 1950.

Within the civil divisions in the sample, respondents were selected on the basis of age, sex and socio-economic quotas. Otherwise, interviewers were given considerable latitude within the sample areas, being permitted to

draw their cases from households and from persons on the street anywhere in the community.

Many social scientists in the United States have warned of the dangers of attempting to predict human behavior. After the miscalculations of the poll takers in the 1948 presidential race, many in the field of market research added their voices to those who claimed that it was not feasible to predict what action people would take in given situations.

I have always held an opposite view. I believe that human behavior is predictable and, in fact, that we as researchers can make progress best by making predictions and learning from our mistakes when we make them. In fact, I believe that fear of being "wrong," with attendant penalties, has had a retarding effect upon all of the social sciences. It would be folly to argue that behavior can be predicted with perfect accuracy. It can't and never will be. But already enough evidence has been accumulated in a number of different fields to prove that behavior can be predicted with a high degree of accuracy. The goal is to increase this accuracy.

Princeton
August 1, 1972

George H. Gallup

Contents

	v	VOLUME ONE
Preface	v	
Election Survey Procedures of the Gallup Poll by Paul Perry	xi	
Gallup Poll Election Survey Experience, 1950-1960 by Paul Perry	xxiii	
Election Survey Methods by Paul Perry	xxxii	
The Year 1935	1	
1936	9	
1937	45	
1938	83	
1939	133	
1940	199	
1941	257	
1942	315	
1943	363	
1944	425	
1945	481	
1946	553	
1947	617	
1948	697	

		The Year
VOLUME TWO	779	1949
	879	1950
	957	1951
	1033	1952
	1113	1953
	1199	1954
	1299	1955
	1389	1956
	1463	1957
	1533	1958
VOLUME THREE	1585	1959
	1649	1960
	1699	1961
	1749	1962
	1797	1963
	1857	1964
	1915	1965
	1981	1966
	2043	1967
	2099	1968
	2177	1969
	2231	1970
	2279	1971
	2341	Gallup Election Accuracy Record
	2343	Index

Election Survey Procedures of the Gallup Poll

by Paul Perry, president The Gallup Organization

The development of sample surveys of the population has been accompanied by their highly publicized use as a means of determining the voting public's political preferences. The use of sample surveys for this purpose has provided a difficult test of the method, particularly in the United States, where a large part of the adult population fails to vote. Testimony to this effect appeared in Chapter I of *The Pre-Election Polls of 1948*, a Social Science Research Council publication issued in 1949. The statement was: "The committee and the staff would like to point out that pre-election polling and predictions constitute one of the more severe tests of polling or survey methodology. There are more steps in pre-election polling at which error can enter than there are in many other applications of survey technique."

Since a straightforward sample survey of the total adult population on opinion with respect to parties or candidates quantifies only one variable in the formula, this has provided the Gallup Poll with some difficult problems. What is specifically required, of course, is an estimation procedure that takes into account the major variables and conditions. Progress in the development of such an estimation procedure by the Gallup Poll has increased the reliability of its pre-election estimates of the division of the vote based on survey data. For this reason it probably has some intrinsic interest for many who are engaged in survey research, and the methods used may prove useful in other political research.

The methods of sampling the voting population used, relating voting participation to candidate preferences, dealing with the problem of the undecided, obtaining unbiased expressions of candidate preference, and measuring reactions to major events close to election day are of methodological concern to all engaged in political research.

In this discussion data reported concerning election surveys and samples are based on the United States excluding the South.¹ The South has been excluded because it presents special difficulties which introduce additional variables. For example, in congressional elections many districts in the South are uncontested. Another difficulty is presented by the fact that the South's share of the total vote fluctuates between elections to a much greater extent than is true for other major regions. The limited scope of this essay precludes going into the details of the methods of coping with these factors.

The data reported are based on Gallup Poll experience in the elections of 1950, 1952, 1954, 1956, and 1958. In 1950 certain of the basic elements in the estimation procedure here described were first adopted and

¹States excluded: Alabama, Arkansas, Florida, Georgia, Kentucky, Louisiana, Mississippi, North Carolina, Oklahoma, South Carolina, Tennessee, Texas, and Virginia.

used. We believe it is noteworthy that as a result of using these methods, our pre-election estimates of how the popular vote divided in four elections (1950, 1954, 1956, and 1958) were the four most accurate estimates of the twelve which the Gallup Poll made in national elections up to that date. The first of the twelve estimates was made in the 1936 presidential election.

THE SAMPLE

The sample of areas used for the Gallup Poll election surveys is the same as the sample of areas used for the Gallup Poll surveys between election periods. These areas are drawn in accord with the principles of the theory of probability sampling. Between election periods the areas consist of block clusters and rural segments. In the two election surveys which provide the basis for the final pre-election estimate, the areas consist of election precincts, drawn in the same manner as the block clusters and rural segments. The change to election precincts in the period immediately preceding the election is made because of the greater control provided with regard to the political representativeness of the sample of areas. For surveys on most general issues the precinct as the basic areal sampling unit would have little or no advantage over block clusters and segments and might have some disadvantages.

The sample of areas is drawn in the following manner: A systematic sample of cities and minor civil divisions is drawn from regional-city size strata with probability of selection proportional to size. Within places so drawn, for election survey purposes a selection of smaller units for which election data are available is drawn in the same manner. In cities such smaller units are usually wards. Within these units precincts are selected. The selection of the precincts proceeds in this manner: Election results for the previous national election are obtained for each precinct in the ward. One precinct is then drawn with probability of selection proportional to the precinct's total vote. Within the precinct a systematic sample of households is selected, and one adult from each household is interviewed. The total number of adults in each household is obtained in the survey to provide for a size-of-household correction when necessary.

For each precinct so selected, the proportions in which the vote divided by parties in the previous one or two national elections is computed. In 1958, for example, the percentage voting for Eisenhower of the Eisenhower-Stevenson vote in 1956 was computed for each precinct drawn into the sample. Since the precincts were drawn with probability proportional to size, the mean Eisenhower percentage of the precincts in the sample served as a measure of the representativeness of the areas drawn. For example, if the mean Eisenhower percentage for such a sample was 58.5, the sample of precincts was 0.7 percentage points higher than the vote for Eisenhower in 1956, when, of the vote for Eisenhower and Stevenson, 57.8 per cent voted for Eisenhower. When such a bias is found to exist, a simple correction of the final estimate can be made, and the bias in the sample of precincts with respect to the previous election removed.

The vote in a previous election is perhaps the most efficient control one can use for an election survey (unless the span of time between elections is very great), either as a basis for stratification or as a part of the estimation procedure. However, difficulties are involved in using it as a basis for stratification in a national election, at least if precincts are the areal units. Precinct data are not available from a central source; a great deal of time and effort must be expended to obtain election results for even a modest number of precincts. The use of precinct data becomes quite laborious even with a double sampling procedure, in which a large sample of precincts is drawn first, strata are formed, and the final sample is drawn from the strata. Therefore, it appears to be more efficient to use the past voting data in forming the estimates after the sample is taken instead of using them in drawing the sample.

The correlation of the vote by precincts between elections is fairly high. For example, we have found the variance between precincts in terms of shift or change in the percentage of the vote for a candidate of a given party between two elections is only about two-thirds as large, typically, as the variance between them in terms of party or candidate preference in a single election.

In the 1950, 1952, and 1956 samples the deviation of the mean precinct party percentage for the previous election used as a control was small; in 1954 and 1958 it was of some consequence. The deviations of the means for each previous election are shown in Table 1.

TABLE 1
Deviations of the Means of the Samples of Precincts*
in Per Cent Republican of the Democratic-Republican Vote

<i>Survey Year</i>	<i>Past Election Used</i>	<i>Deviations†</i>	<i>Number of Precincts</i>
1950	1946	+0.7	50
1952	1948	+0.3	100
1954	1952	+2.8	105
1956	1952	-0.2	171
1958	1956	-2.2	156

*Outside the South.

†For example, the 1946 election results in precincts in the sample in 1950 had a mean per cent Republican vote 0.7 of a percentage point higher than was true in the United States outside the South. As a sample of precincts, they were this much in error in terms of the results of the previous election.

This step cannot be expected, of course, to improve matters in every instance. Some of the time it will make things worse. In view of the correlation between elections in the division of the vote, however, it can be expected to improve matters at least the majority of times.

The above illustrates one of the advantages of using precincts as the sampling unit as compared with other areal units such as census tracts or

enumeration districts. While it is not possible to obtain for precincts census statistics such as those concerning demographic characteristics of the population, this disadvantage is more than offset in our opinion by the availability of election data. In fact, the availability of census data by small areal units is of limited value in any case, because it is useful only in the first few years following the decennial census.²

Within the precinct, unless it has an exceedingly large population, the sampling interval used in the selection of households requires the interviewer to cover the area entirely. That is to say, the sample does not, in most cases, consist of clusters of households. The interviewer is given a randomly selected starting point and takes every n th household throughout the precinct. In larger precincts, a sample of blocks or segments is selected and, within the blocks or segments drawn into the sample, a systematic sample of households is drawn as above. These are precincts where the sampling interval for coverage of all blocks in the precinct would be so large that it would create serious problems of maintaining an accurate count.

Within the household the individual who is interviewed is selected from among those who are at home, in the following manner: The interviewer asks first to speak to the youngest man of voting age who is at home; if no man is at home he asks to speak to the youngest woman who is at home. If no one is at home or the indicated person refuses, the interviewer is told to go to the next adjacent dwelling unit. In such a case the interviewer resumes the interval count from the original dwelling selected. The interviewer is given a male-female assignment. Thus if, following the procedure described above, the number of men assigned is obtained, in subsequent households the interviewer asks to speak only to the youngest woman at home. Interviewing hours are from 4 P.M. to 10 P.M. A record of refusals is kept, with information concerning the person's sex, estimated age, education, race, and whether the resident is in a high-, medium-, or low-rental area.

A point commonly made about the use of precincts as sampling units is that, since the boundaries of many of them are frequently changed, their usefulness is limited as a political control. This objection is based on a mistaken notion of how they are used. The vote in a previous election is the control, and therefore the boundaries of the precincts as they were at the time of that election are the ones used. It makes no difference whatsoever how frequently they are changed thereafter. It would be useful, of course, in analyzing the accuracy of the survey results if the boundaries were constant from election to election. We have found that, on the average, about 75 per cent of precincts remain the same over a four-year period, and we use these for error analysis.

²The use of precincts as the areal sampling unit in election surveys also has some practical advantages over use of other divisions such as census tracts or enumeration districts. For example, if interviewer failure causes loss of a sampling area too late for replacement, knowledge of the previous voting behavior of the area enables one to adjust statistically for any resultant political bias.

A discussion of the use of the precinct as the ultimate areal sampling unit in the design leads into a description of the method used to bring the measurement of voting intentions as close to the election as possible. The use of precincts on a large scale by the Gallup Poll began with the 1950 congressional election. Although a method of carrying out a late October survey and getting the results in time for pre-election publication had been worked out and used in 1940 and 1944 (unfortunately *not* in 1948), a less cumbersome method was sought. A combination of the telegraphic communication of survey results to the home office with the control provided by the use of precincts seemed to be particularly advantageous and was the method adopted. The two final election surveys are usually conducted in October. The first one usually takes place the first week in October; the second on Wednesday, Thursday, and Friday of the week prior to the election. The first survey questionnaires are returned by mail. However, the interviewers are also required to carry out all the steps involved in the final telegraphic survey, including tabulation of the results, recording and checking the tabulations on forms provided, and preparation of the telegram. We find that about 80 per cent of the interviewers do this quite precisely and accurately, about 15 per cent make small errors which cannot seriously affect the results, and the remainder make serious errors which have to be dealt with. In the latter case, the questionnaires are returned to the interviewers and they are requested to read their directions once again, do over the tabulation, and record the corrected data. Telephone consultations are then conducted with each of them to be sure their confusion has been eliminated. Those who make minor errors are also told about it, and once again great stress is laid on the necessity of accuracy. A simplified breakdown of the data has to be employed, of course, to minimize the possibility of errors. For example, interviewers are required only to divide their questionnaires into two easily classified groups — one group consisting of those who say they plan to vote, the second group comprising all others. They tabulate the voting preference only among those who say they plan to vote. Interviewers are also asked to tabulate and telegraph the educational attainment of all respondents in six categories, but not the *vote* by education categories. The latter step would increase the chance of transmission errors so much that it is not considered worth the risk.

As a variable closely associated with socio-economic status and income, the educational-attainment information is used to standardize the two surveys in this respect. Since the vote by education is not obtained, for the reason indicated above, any difference between the two samples by education is dealt with in this manner: The first survey is tabulated by the six education categories (college complete, college incomplete, high school complete, high school incomplete, grammar school seventh and eighth grades, grammar school sixth grade or less), and the vote or preference in each category. The data are then adjusted to fit the education distribution

of the second sample, and the change in voting preference which results is applied to the results of the second survey. This sample control of the second survey is designed primarily to protect against the consequences of interviewer failure to do a careful coverage of the precinct the second time around. Since this control has been employed, the effect of the adjustment has been in no case more than one- or two-tenths of a percentage point.

TURNOUT

Another important step in the procedure for estimating election results is projecting the proportion of the population old enough to vote who will vote, or what might be called the turnout ratio. Our estimate of this ratio is derived from the results of several questions which are related to voting participation. Some combinations used, for example, are based on these two questions: "How much thought have you given to the coming November elections — quite a lot, or only a little?" and, "Do you, yourself, plan to vote in the election this November, or not?" If the answer is "yes," the respondent is asked, "How certain are you that you will vote — absolutely certain, fairly certain, or not certain?" For previous elections a record has been kept of the relationship between the proportion who answer such questions in a category indicating a likelihood of voting and the actual turnout ratio in the election. From these relationships a sufficiently accurate estimate of the turnout ratio can be made for estimating preference in that part of the sample representative of those who will vote. For example, the method projected a turnout percentage of 61 in 1956 as compared with the actual turnout ratio of 60; in 1958 it projected a turnout of 45 as compared with the actual turnout of 44. In 1950, 1952, and 1954, the turnout ratio was projected from available registration data.

The variable of voting participation is an important one in United States elections, and a technique for taking it into account is required. Surveys during the past three decades have shown that, during this period, in the aggregate those persons who favor the Democratic Party or candidate in national elections are less likely to vote than those who favor the Republican Party or candidate. Even if this were not true, however, so long as only a part of the electorate votes, steps have to be taken to provide a sample of

TABLE 2
Per Cent of United States Population Old Enough
to Vote Who Voted in 1950, 1952, 1954, 1956, 1958

<i>Election</i>	<i>Type of Election</i>	<i>Per Cent Who Voted</i>
1950	Congressional	41.9
1952	Presidential	62.5
1954	Congressional	42.4
1956	Presidential	60.4
1958	Congressional	43.9

that particular part of the population, because it may well differ from the total population old enough to vote. The turnout ratio is particularly low in national nonpresidential elections. The ratios for five elections are shown in Table 2. To make allowance for this factor we use questions such as these:

- How much thought have you given to the coming November elections — quite a lot, or only a little?
- Have you ever voted in this precinct or district?
- Where do people who live in this neighborhood go to vote?
- Are you now registered so that you can vote in the election this November?
- Do you plan to register so that you can vote in the November election?
- How often would you say you vote — always, nearly always, part of the time, or seldom?
- Do you, yourself, plan to vote in the election this November?
- How certain are you that you will vote — absolutely certain, fairly certain, or not certain?
- In the election in November, 1956 — when Eisenhower ran against Stevenson — did things come up which kept you from voting, or did you happen to vote?

Post-election studies indicate that the answers to these questions are related to voting participation, and indicate the extent to which they are related. A scoring system based on such studies is applied to the answers of respondents to each question. The scoring system is such that the greater their likelihood of voting, the higher their score. Respondents are then ranked on the basis of their scores.

Before using the turnout scale scores, all persons are excluded who say they are not registered and do not plan to register, or who say they do not plan to vote. Thus a person who is not registered and does not plan to register or who says he or she does not plan to vote is not included in the final sample of persons upon which the election estimate is based. These people are excluded because our studies and the studies of others have indicated that a negligible percentage of them vote, something on the order of between 1 and 5 per cent. Using the remaining sample of respondents, each class — on the basis of turnout scale scores — is tabulated on party or candidate preference (depending upon whether it is a national presidential or congressional election); the division of preference is then computed for the first scale position (those most likely to vote); the first and second scale positions combined; the first, second, and third scale positions combined; and so on. With this classification and accumulation, and the turnout ratio previously computed, that portion of the total sample with the greatest likelihood of voting (on the basis of these criteria) is selected, and the preference computed for that group. Usually this requires interpolation between classes.

THE UNDECIDED

For accurate estimation of the probable division of the vote, it is essential to minimize the proportion of replies which are in the category of undecided. For analytical purposes it is, of course, quite useful to use methods for

maximizing the undecided, and this can be done quite easily. The opposite objective of reducing the undecided can be quite difficult, however, and, of course, when it is truly a case of being completely undecided, impossible. Two basic approaches we have adopted are (1) to use a question which makes the decision as easy as possible and (2) to ask the undecided person if he can say in which direction he is leaning in his preference. The question combination used in the 1960 Gallup Poll survey was:

- a. If the Presidential election were being held TODAY, which candidates would you vote for — Nixon and Lodge or Kennedy and Johnson? IF UNDECIDED OR REFUSED ASK:
- b. As of today, do you lean more to Nixon and Lodge or more to Kennedy and Johnson?

Before the "a" question is asked, the respondent is handed a card on which are printed the names of the two major parties and the respective candidates underneath their party designation.

The question has been framed to ask for the respondent's choice if the election were to be held "today" because it provokes less indecision than do questions which ask how a respondent expects to vote in November. Currently the use of the "leaning" question reduces the proportion of undecided by half. Sometimes the effect of a further reduction of the undecided can be obtained by the use of a secret ballot; this will be touched upon later.

COMPARING SURVEY RESULTS AND ELECTION RESULTS

Three sets of party- or candidate-preference survey results have been computed for each of the past five national elections, and the error computed for each. The three sets are (1) the total sample, with a shift adjustment based on the precinct vote in a previous election; (2) those in the sample who are registered or who plan to register and plan to vote, with shift adjustment; (3) the accumulated-classes method described above, with shift adjustment. The results are shown in Tables 3, 4, and 5, and provide a summation based on the final survey data illustrating how each step in the estimation procedure affected the results. As stated earlier, this summation is based on the vote excluding the South.

It should be emphasized that in actual practice we are unable to make complete use of the data obtained in the final pre-election survey. Insufficient time elapses between the last day of interviewing and the deadline for the release of the results to subscribing newspapers to receive the completed questionnaires through the mail, process them, and do a full analysis. In practice, in the case of the final survey, we have a simple basis for sorting out likely voters for the interviewers to use in their tabulations. The procedures described are used in processing the survey in early October; to the division of the vote obtained is applied any change observed between this survey and the final one. In comparing the two surveys, of course, the simplified basis used by interviewers in separating likely voters from non-

TABLE 3
 Comparison of Election Results and
 Survey Results in the Total Sample*:
 Per Cent Republican of the Democratic-Republican Vote

<i>Election</i>	<i>(N)</i>	<i>Survey Results</i>	<i>Election Results</i>	<i>Deviation</i>
1950	(2,452)	48.0	52.7	-4.7
1952	(4,814)	53.2	56.8	-3.6
1954	(4,784)	45.6	50.5	-4.9
1956	(6,173)	61.8	59.0	+2.8
1958	(4,625)	42.6	46.1	-3.5
Mean †				3.9
Range †				2.8-4.9

*Corrected for bias in terms of a previous election.

†Disregarding signs.

TABLE 4
 Comparison of Election Results and Survey Results
 Among Those Registered, Plan to Register, and Plan to Vote*:
 Per Cent Republican of the Democratic-Republican Vote

<i>Election</i>	<i>(N)</i>	<i>Survey Results</i>	<i>Election Results</i>	<i>Deviation</i>
1950	(1,999)	49.2	52.7	-3.5
1952	(4,229)	54.2	56.8	-2.6
1954	(3,733)	47.3	50.5	-3.2
1956	(5,438)	61.6	59.0	+2.6
1958	(3,662)	43.8	46.1	-2.3
Mean †				2.8
Range †				2.3-3.5

*Corrected for bias in terms of a previous election.

†Disregarding signs.

TABLE 5
 Comparison of Election Results and Survey Results Among
 Those Whose Turnout Score Placed Them in That Part of the
 Sample Corresponding to the Expected Turnout Proportion:
 Per Cent Republican of the Democratic-Republican Vote

<i>Election</i>	<i>(N)</i>	<i>Survey Results</i>	<i>Election Results</i>	<i>Deviation</i>
1950	(1,235)	52.4	52.7	-0.3
1952	(3,240)	55.3	56.8	-1.5
1954	(2,410)	50.0	50.5	-0.5
1956	(4,150)	62.1	59.0	+3.1
1958	(2,465)	45.9	46.1	-0.2
Mean*				1.1
Range*				0.2-3.1

*Disregarding signs.

voters for their telegraphic report is used for both. In the description here, however, the final survey materials as analyzed after the election have been used, because an accurate appraisal of the results of the methods can best be made with survey data obtained as close as possible to the election. The final survey interviewing period in the five elections covered in this description has centered five days before election day.

USE OF A SECRET BALLOT

Obtaining unbiased expressions of candidate preference is, of course, a matter of continuing great concern in election surveys. The traditional and obvious method of dealing with the problem is to use a secret ballot. Doing so in a completely satisfactory way in the typical survey situation presents difficulties, although the Gallup Poll has used a secret ballot at one time or another in election surveys from 1936 onward. Early in 1956 a method was worked out to incorporate a secret ballot procedure, making use of an approach developed by Sidney Goldish in the election surveys of the Minnesota Poll. In this approach, the interview is conducted in the usual manner (i.e. as an "open" interview) for all questionnaire items except the voting preference question. This enables the interviewer to establish rapport with the respondent in the manner customary in an "open" interview. After asking a series of introductory questions, the respondent is handed a card showing the parties and candidates and asked to check his choice privately, fold the card, and drop it in a ballot box carried by the interviewer. The remainder of the interview is carried out in the usual manner.

The secret ballot was employed in two Gallup Poll national surveys conducted in early October and mid-October of 1956 and in mid-September and mid-October of 1958. In these surveys an interpenetrating sample was used, with every second respondent interviewed using the secret questionnaire. A comparison of the two sets of data in 1956 showed a 60 per cent lower undecided in the secret survey and a relatively greater vote for the Democratic ticket of Stevenson and Kefauver than was true in the nonsecret

TABLE 6

Comparison of Election Results and Final Survey Results:
Per Cent Republican of the Democratic-Republican Vote

<i>Election</i>	<i>Survey Results</i>	<i>Election Results</i>	<i>Deviation</i>
1950	52.4	52.7	-0.3
1952	55.3	56.8	-1.5
1954	50.0	50.5	-0.5
1956	60.6	59.0	+1.6
1958	46.3	46.1	+0.2
Mean*			0.8
Range*			0.2-1.5

*Disregarding signs.

survey. In 1958 the secret survey produced 30 per cent less undecided than the nonsecret survey and a relatively lower Democratic vote. An application of the secret-nonsecret differentials in 1956 lowered the Eisenhower-Nixon percentage of the vote one and a half percentage points in the non-South; in 1958 it produced a change of less than a percentage point.

Table 6 recapitulates the final estimates that were obtained using the final survey data in the non-South and utilizing all steps in the estimating procedure, including the secret ballot in 1956 and 1958. Actually, in 1956 and 1958 the difference between the secret and nonsecret was statistically significant only in the case of the per cent undecided. Nonetheless, the differential was applied to the party vote for the final estimate in both years and improved matters in 1956.

Yes..... 86%
 No..... 14

Interviewing Date 11/24-29/38 Question #6b
 Survey #139
Should the United States enlarge the army?

Yes..... 82%
 No..... 18

Interviewing Date 11/24-29/38 Question #6c
 Survey #139
Should the United States enlarge the air force?

Yes..... 90%
 No..... 10

DECEMBER 30
SPANISH CIVIL WAR

Interviewing Date 12/18-23/38 Question #5a
 Survey #141
Which side do you sympathize with in the Spanish Civil War?

Loyalists..... 76%
 Franco..... 24

By Religion

		<i>Loyalists Franco</i>
Catholics.....	42%	58%
Protestants.....	83	17

Thirty-three per cent declared that they sympathized with neither side.

1939

JANUARY 1 NEW YEAR RESOLUTIONS

Interviewing Date 12/18-23/38
Survey #141

Question #3a

Are you planning to make any New Year resolutions?

Yes..... 28%
No..... 72

Interviewing Date 12/18-23/38
Survey #141

Question #3b

Asked of those who responded in the affirmative: What New Year resolutions do you plan to make?

The following are listed in order of frequency of mention:

- Save more money
- Improve my character
- Better myself in business
- Stop smoking
- Be more religious; go to church oftener

JANUARY 2 WAGE AND HOURS LAW

Interviewing Date 12/4-9/38
Survey #140-A

Question #7

Are you in favor of the new wage and hours law?

Yes..... 71%
No..... 29

By Region

	Yes	No
New England.....	79%	21%
Middle Atlantic.....	77	23
East Central.....	66	34
West Central.....	75	25
South.....	59	41
West.....	73	27

By Political Affiliation

Democrats.....	80%	20%
Republicans.....	51	49

Interviewing Date 12/4-9/38
Survey #140-A

Question #6c

Asked of employees: Do you think your employer pays you a fair wage?

Yes..... 79%
No..... 21

By Occupation

	Yes	No
Skilled.....	80%	20%
Unskilled.....	75	25
White collar.....	84	16
Professional.....	77	23

Interviewing Date 12/4-9/38
Survey #140-A

Question #6e

Asked of employees: Do you think your employer requires you to work too many hours a week?

Yes..... 13%
No..... 87

JANUARY 3 GERMANY AND RUSSIA

Special Survey
Interviewing Date 11/16-21/38 (U.S. only)
Survey #138-K

Question #4

If there were a war between Germany and Russia which side would you rather see win?

Russia..... 83%
 Germany..... 17

Great Britain Only

Russia..... 85%
 Germany..... 15

Approximately one-third of the American and British voters would not express an opinion.

**JANUARY 4
 DUKE AND DUCHESS OF WINDSOR**

Special Survey

Asked in Great Britain: Would you like the Duke and Duchess of Windsor to make their home in England?

Yes..... 79%
 No..... 21

Twenty per cent expressed no opinion.

**JANUARY 6
 GOVERNMENT SPENDING**

Interviewing Date 12/25-30/38
 Survey #142 Question #4

Do you think the Federal Government is spending too much, too little, or about the right amount of money at this time?

Too much..... 61%
 Too little..... 10
 About right..... 29

By Political Affiliation

Democrats

Too much..... 46%
 Too little..... 13
 About right..... 41

Republicans

Too much..... 89%
 Too little..... 3
 About right..... 8

**JANUARY 8
 FATHER CHARLES COUGHLIN**

Interviewing Date 12/18-23/38
 Survey #141 Question #1a

Have you listened to any of Father Coughlin's radio talks in the last month?

Projecting the results of this survey, approximately 15,000,000 persons listened to one or more of the Sunday broadcasts of Father Coughlin during December 1938. Approximately 3,500,000 would classify themselves as regular listeners.

Interviewing Date 12/18-23/38
 Survey #141 Question #1b

Asked of a cross section of those who listened to Father Coughlin: In general, do you approve or disapprove of what he says?

	Approve	Disapprove
Regular listeners.....	67%	33%
Occasional listeners.....	51	49

Interviewing Date 12/18-23/38
 Survey #141 Question #1c

Asked of those who do not listen to Father Coughlin's radio talks: In general, do you approve or disapprove of what he says?

Approve..... 30%
 Disapprove..... 70

Seventy-five per cent expressed no opinion.

**JANUARY 9
 PRESIDENT ROOSEVELT'S
 VOTER APPEAL**

Interviewing Date 12/25-30/38
 Survey #142 Question #11c

In general, do you approve or disapprove of Franklin Roosevelt as President?

Approve..... 58%
 Disapprove..... 42

By Region

	<i>Approve</i>	<i>Disapprove</i>
New England.....	51%	49%
Middle Atlantic.....	57	43
East Central.....	55	45
West Central.....	56	44
South.....	68	32
West.....	64	36

By Community Size

Farms.....	53%	47%
Small towns.....	56	44
Cities of 500,000 and over	66	34

JANUARY 15

ELEANOR ROOSEVELT

Interviewing Date 12/25-30/38
Survey #142

Question #1

Do you approve of the way Mrs. Roosevelt has conducted herself as "First Lady"?

Yes.....	67%
No.....	33

By Region

	Yes	No
New England.....	66%	34%
Middle Atlantic.....	72	28
East Central.....	64	36
West Central.....	66	34
South.....	67	33
West.....	66	34

By Sex

Men.....	62%	38%
Women.....	73	27

By Political Affiliation

Democrats.....	81%	19%
Republicans.....	43	57

Interviewing Date 12/25-30/38
Survey #142

Question #3

Mrs. Roosevelt has taken a position on the Board of Directors in her son's insurance company. Do you approve or disapprove of this?

Approve.....	44%
Disapprove.....	56

JANUARY 15

MOST INTERESTING BOOK

Interviewing Date 10/19-24/38
Survey #136

Question #9

What is the most interesting book you have ever read?

The following are listed in order of frequency of mention:

The Bible
Gone With the Wind
Anthony Adverse
The Citadel
How To Win Friends and Influence People
The Good Earth
Ben Hur
Northwest Passage
Little Women
A Tale of Two Cities
Les Miserables
Magnificent Obsession

By Age

	<i>Naming Bible</i>
21-29 Years.....	6%
30-49 Years.....	17
50 Years and over.....	37

JANUARY 16

WORLD'S FAIR

Interviewing Date 12/25-30/38
Survey #142

Question #2a

Do you plan to visit the World's Fair during 1939?

By Region

*Projected Figures
of Those Planning
To Attend*

New England.....	3,400,000
Middle Atlantic.....	14,600,000
East Central.....	5,700,000
West Central.....	2,600,000
South.....	5,600,000
West.....	1,100,000
Total	33,000,000

JANUARY 18

UNEMPLOYMENT RELIEF

Interviewing Date 12/25-30/38
Survey #142

Question #7a

Would you favor having a national committee made up of members of both major political parties to handle unemployment relief?

Yes..... 73%
No..... 27

By Political Affiliation

	Yes	No
Democrats.....	72%	28%
Republicans.....	74	26

JANUARY 20

DEFENSE PROGRAMS

Interviewing Date 1/9-14/39
Survey #143-A

Question #1a

As part of the national defense program the Government is planning to train young men in schools and colleges to fly airplanes. Do you favor this plan?

Yes..... 87%
No..... 13

By Age

	Yes	No
Under 30 Years.....	91%	9%
Over 30 Years.....	85	15

Interviewing Date 1/9-14/39
Survey #143-A

Question #1b

Asked of those between the ages of 19 and 30: Would you like to receive such training?

Yes..... 74%
No..... 26

JANUARY 23

RELIEF AND POLITICS

Interviewing Date 1/9-14/39
Survey #143-A

Question #8a

Would you favor a law prohibiting any person on relief from contributing money to a political campaign?

Yes..... 78%
No..... 22

Interviewing Date 1/9-14/39
Survey #143-A

Question #8b

Would you favor a law prohibiting any relief official from contributing money to a political campaign?

Yes..... 70%
No..... 30

Interviewing Date 1/9-14/39
Survey #143-A

Question #9

Should employees of the Federal Government be prohibited from contributing money to political campaigns?

Yes..... 62%
No..... 38

Interviewing Date 12/25-30/38
Survey #142

Question #8

Do you think officials in charge of relief should be under civil service?

Yes..... 75%
No..... 25

**JANUARY 25
PRESIDENTIAL TENURE**

Interviewing Date 12/18-23/38
Survey #141 Question #4

Would you favor changing the term of office of the President of the United States to one six year term with no reelection?

Yes..... 24%
No..... 76

**JANUARY 27
FINGERPRINTING**

Interviewing Date 1/12-17/39
Survey #144-A Question #5

Do you think all persons living in this country who are not citizens should be fingerprinted and registered with the Federal Government?

Yes..... 84%
No..... 16

Interviewing Date 1/12-17/39
Survey #144-B Question #5

Do you think everybody in this country should be fingerprinted by the Federal Government?

Yes..... 71%
No..... 29

**JANUARY 29
FELIX FRANKFURTER**

Interviewing Date 1/12-17/39
Survey #144-B Question #7

Do you think Felix Frankfurter will make a good United States Supreme Court justice?

Yes..... 82%
No..... 18

By Political Affiliation

	Yes	No
Republicans.....	72%	28%
Democrats.....	90	10

By Region

New England.....	90%	10%
Middle Atlantic.....	87	13
East Central.....	80	20
West Central.....	77	23
South.....	77	23
West.....	78	22

**JANUARY 30
EUROPEAN WAR**

Interviewing Date 1/12-17/39
Survey #144-A Question #3a

Do you believe there will be a war between any of the big European countries this year?

Yes..... 44%
No..... 56

Interviewing Date 1/12-17/39
Survey #144-A Question #3b

If there is such a war, which country do you think will be responsible for starting it?

Germany alone.....	62%
Italy alone.....	12
Germany and Italy.....	20
Others.....	6

Interviewing Date 1/12-17/39
Survey #144-A Question #3c

If there is such a war, do you think the United States will be drawn in?

Yes..... 57%
No..... 43

By Region		
	Yes	No
New England.....	57%	43%
Middle Atlantic.....	56	44
East Central.....	55	45
West Central.....	55	45
South.....	61	39
West.....	57	43

**JANUARY 31
BRITISH VIEWS ON
FRANKLIN ROOSEVELT**

Special Survey

Asked in Great Britain: Do you think the world would or would not benefit if President Roosevelt were elected for a third term?

Would benefit.....	91%
Would not benefit.....	9

**FEBRUARY 1
AID TO SPANISH LOYALISTS**

Interviewing Date 1/9-14/39
Survey #143-A Question #2a

Should Congress change the Neutrality Act to permit the shipment of arms to the Loyalists in Spain?

Yes.....	21%
No.....	79

Seventeen per cent expressed no opinion.

**FEBRUARY 3
GERMAN COLONIES**

Interviewing Date 1/22-27/39
Survey #145-A Question #7

Should the colonies taken from Germany after the World War be given back to her?

Yes.....	17%
No.....	83

**FEBRUARY 6
PRESIDENT ROOSEVELT**

Interviewing Date 1/12-17/39
Survey #144-A Question #10a

Do you favor a third term for President Roosevelt?

Yes.....	31%
No.....	69

By Political Affiliation

	Yes	No
Democrats.....	47%	53%
Republicans.....	2	98

Interviewing Date 1/12-17/39
Survey #144-A Question #10b

Would you like to see the Senate go on record against a third term for President Roosevelt?

Yes.....	49%
No.....	51

**FEBRUARY 8
INCOME TAXES**

Interviewing Date 1/22-27/39
Survey #145-A Question #3

Do you think people who work for the state and local governments should pay federal income taxes on their salaries?

Yes.....	87%
No.....	13

Interviewing Date 1/22-27/39
Survey #145-A Question #4

Should people who own United States government bonds or state or municipal bonds have to pay federal income taxes on their incomes from these securities?

Yes..... 75%
 No..... 25

By Income

	Yes	No
Upper.....	69%	31%
Middle.....	73	27
Lower.....	81	19

**FEBRUARY 12
 DEMOCRATIC PRESIDENTIAL
 CANDIDATES**

Interviewing Date 11/16-21/38
 Survey #138 Question #7a

Asked of Democrats: If President Roosevelt is not a candidate for re-election in 1940, would you prefer a conservative type of candidate or a New Dealer?

Conservative..... 41%
 New Dealer..... 59

Interviewing Date 1/22-27/39
 Survey #145-A Question #15

Asked of Democrats: If Franklin Roosevelt is not a candidate for President in 1940, would you prefer a conservative type of candidate like John Garner, Bennett Clark, or Harry Byrd, or a New Dealer like Harry Hopkins, Henry Wallace, or Alben Barkley?

Conservative..... 52%
 New Dealer..... 48

By Region

	Conservative	New Dealer
New England.....	58%	42%
Middle Atlantic.....	47	53
East Central.....	53	47
West Central.....	57	43
South.....	54	46
West.....	42	58

**FEBRUARY 13
 GOVERNMENT CONSTRUCTION**

Interviewing Date 1/27-2/1/39
 Survey #146-B Question #5a

Have you heard of the proposal to build a ship canal across Florida?

Yes..... 50%
 No..... 50

Interviewing Date 1/27-2/1/39
 Survey #146-B Question #5b

Asked of those who replied in the affirmative: Should the Federal Government spend \$150,000,000 for this project?

Yes..... 25%
 No..... 75

By Political Affiliation

	Yes	No
Democrats.....	34%	66%
Republicans.....	13	87

Interviewing Date 1/27-2/1/39
 Survey #146-A Question #5a

Have you heard of the Passamaquoddy power project in Maine?

Yes..... 50%
 No..... 50

Interviewing Date 1/27-2/1/39
 Survey #146-A Question #5b

Asked of those who replied in the affirmative: Should the Federal Government spend \$36,000,000 for this project?

Yes..... 27%
 No..... 73

By Political Affiliation

	Yes	No
Democrats.....	43%	57%
Republicans.....	7	93

**FEBRUARY 15
ECONOMIC RECOVERY**

Interviewing Date 1/27-2/1/39
Survey #146-A Question #6

Do you think that, to create new jobs and reduce unemployment, it would be better to follow the ideas of big businessmen or the ideas of the Roosevelt Administration?

Follow businessmen..... 55%
Follow Administration..... 45

By Political Affiliation

	<i>Businessmen</i>	<i>Administration</i>
Democrats.....	36%	64%
Republicans.....	96	4

**FEBRUARY 17
REPUBLICAN PRESIDENTIAL
CANDIDATES**

Interviewing Date 2/4-9/39
Survey #147-A Question #14

Asked of Republicans: Whom would you like to see as the Republican candidate for President in 1940?

Dewey..... 27%
Vandenberg..... 21
Taft..... 16
Landon..... 7
Borah..... 4
Hoover..... 4
La Guardia..... 4
Others..... 17

Forty-eight per cent expressed no opinion.

**FEBRUARY 19
PRESIDENT ROOSEVELT'S
VOTER APPEAL**

Interviewing Date 1/9-14/39
Survey #143 Question #12c

In general, do you approve or disapprove of Franklin Roosevelt as President?

Approve..... 58%
Disapprove..... 42

By Region

	<i>Approve</i>	<i>Disapprove</i>
New England.....	53%	47%
Middle Atlantic.....	58	42
East Central.....	54	46
West Central.....	54	46
South.....	68	32
West.....	63	37

By Income

Upper.....	37%	63%
Middle.....	53	47
Lower.....	75	25

**FEBRUARY 20
GONE WITH THE WIND**

Interviewing Date 1/27-2/1/39
Survey #146-A Question #10a

Have you read the Book Gone With the Wind?

Nearly three years after its first publication, the Institute estimates that a total of 14,000,000 persons have read all or a part of the book. The great majority have read library or rental-library copies. More than twice as many women as men have read the book.

Interviewing Date 1/27-2/1/39
Survey #146-A Question #10b

Asked of those who have read the book: Whom do you think was the most interesting character?

The overwhelming majority considered Scarlet O'Hara the most interesting character with Rhett Butler the next most interesting.

Interviewing Date 1/27-2/1/39
Survey #146-A Question #10c

When Gone With the Wind comes out as a movie, what are the chances of your seeing it?

The Institute finds at this time that approximately 56,500,000 persons or 65% of the total movie-going population intends to see the film.

Interviewing Date 1/27-2/1/39
Survey #146-A

Question #10d

*Asked of those who intend to see the film:
Would you rather see the film come out in
color or in black and white?*

Color.....	57%
Black and white.....	21
No difference.....	22

Interviewing Date 1/27-2/1/39
Survey #146-A

Question #10e

*Asked of those who read the book: Which
actress was your choice for Scarlett
O'Hara?*

The following are listed according to frequency
of mention:

Bette Davis
Katherine Hepburn
Norma Shearer
Miriam Hopkins

Of those who intend to see the film, 29% did
not know of the selection of Vivien Leigh to
play the part of Scarlett O'Hara. Of the others,
35% said they were satisfied with Miss Leigh,
16% were dissatisfied, and 20% had no opinion.

FEBRUARY 22 EUROPEAN WAR

Interviewing Date 2/4-9/39
Survey #147-A

Question #3a

*If Germany and Italy go to war against
England and France, do you think we
should do everything possible to help Eng-
land and France win, except go to war
ourselves?*

Yes.....	69%
No.....	31

Six per cent expressed no opinion.

By Political Affiliation

	Yes	No
Democrats.....	71%	29%
Republicans.....	69	31
Third party supporters.....	65	35

By Income

Upper.....	73%	27%
Middle.....	70	30
Lower.....	66	34

Interviewing Date 2/4-9/39
Survey #147-A

Question #4a

*If Germany and Italy defeated England and
France in a war, do you think Germany and
Italy would then start a war against the
United States?*

Yes.....	62%
No.....	38

Sixteen per cent expressed no opinion.

FEBRUARY 24 PRESIDENTIAL TRIAL HEAT

Interviewing Date 1/22-27/39
Survey #145-A

Question #2

*If Harry Hopkins runs for President in 1940
on the Democratic ticket against Thomas
Dewey on the Republican ticket, which
candidate would you prefer?*

Dewey.....	61%
Hopkins.....	39

Twenty-two per cent expressed no opinion.

By Political Affiliation

	Dewey	Hopkins
Democrats.....	39%	61%
Republicans.....	96	4
Third party supporters....	59	41

By Income

	Dewey	Hopkins
Upper.....	80%	20%
Middle.....	66	34
Lower (including reliefers).....	47	53
Reliefers only.....	40	60

**MARCH 20
DAUGHTERS OF THE
AMERICAN REVOLUTION**

Interviewing Date 3/4-9/39
Survey #150-A Question #1

The Daughters of the American Revolution would not allow a well-known Negro singer to give a concert in one of their halls. As a protest against this, Mrs. Roosevelt resigned from the organization. Do you approve of her action?

Yes..... 67%
No..... 33

Fifteen per cent expressed no opinion.

By Political Affiliation

	Yes	No
Democrats.....	68%	32%
Republicans.....	63	37

By Region

	Yes	No
New England.....	79%	21%
Middle Atlantic.....	75	25
East Central.....	71	29
West Central.....	65	35
South.....	43	57
West.....	80	20

**FEBRUARY 26
PENSIONS**

Interviewing Date 1/12-17/39
Survey #144-A Question #1a

Do you believe in Government old-age pensions?

Yes..... 94%
No..... 6

Interviewing Date 1/12-17/39
Survey #144-A Question #1c

Asked of those who replied in the affirmative: About how much pension per month should be paid to a single person?

Median average..... \$40

Interviewing Date 1/12-17/39
Survey #144-A Question #1d

Asked of those who replied in the affirmative: About how much pension per month should be paid to a married couple?

Median average..... \$60

**FEBRUARY 27
AIRPLANE TRAVEL**

Interviewing Date 2/4-9/39
Survey #147-A Question #1b

If someone paid your way and you could go, would you be willing to fly across the Atlantic Ocean in one of the new commercial airplanes?

Yes..... 41%
No..... 59

By Sex

	Yes	No
Men.....	47%	53%
Women.....	36	64

By Age

21-29 Years.....	61%	39%
30-49 Years.....	40	60
50 Years and over.....	25	75

Of those who have flown, 64% would be willing to fly to Europe. Of those who have never flown, 32% are willing.

**MARCH 1
FEDERAL LICENSING**

Interviewing Date 1/27-2/1/39
Survey #146-B Question #4

Do you think all companies doing business in more than one state should be required to get a license from the Federal Government?

Yes..... 57%
No..... 43

By Income

	Yes	No
Upper.....	38%	62%
Middle.....	55	45
Lower.....	69	31

Interviewing Date 2/4-9/39
Survey #147-B Question #6

Do you think every labor union should be required to take out a license (permit) from the Federal Government?

Yes..... 75%
No..... 25

By Income

	Yes	No
Upper.....	76%	24%
Middle.....	73	27
Lower.....	72	28

**MARCH 3
SIT-DOWN STRIKES**

Interviewing Date 2/4-9/39
Survey #147-A Question #7

Do you think sit-down strikes should be made illegal in your state?

Yes..... 75%
No..... 25

By Region

	Yes	No
New England.....	68%	32%
Middle Atlantic.....	76	24
East Central.....	80	20
West Central.....	79	21
South.....	74	26
West.....	67	33

**MARCH 5
NATIONAL ANTHEM**

Interviewing Date 2/4-9/39
Survey #147-B Question #10a

Can you tell me the name of the official national anthem (song) of the United States?

Correct..... 68%
Incorrect..... 32

Thirteen per cent of those interviewed said they knew all the words to "The Star-Spangled Banner."

Interviewing Date 2/4-9/39
Survey #147-A Question #10a

It has been suggested that the national anthem be played at the end of every performance and when radio stations sign off at night. Do you favor or oppose this idea?

Favor..... 48%
Oppose..... 52

**MARCH 6
DIES COMMITTEE**

Interviewing Date 2/18-23/39
Survey #148-A Question #9a

Have you heard or read about the Dies Committee — The special House Committee on Un-American Activities?

Yes..... 67%
 No..... 33

Interviewing Date 2/18-23/39
 Survey #148-A Question #9b

Asked of those who responded in the affirmative: What do you consider the most important area of investigation for the Dies Committee?

War propaganda..... 42%
 Nazi activities in U.S..... 32
 Communist activities in U.S..... 26

Thirty per cent expressed no opinion.

Interviewing Date 2/18-23/39
 Survey 148-A Question #9c

Have you heard or read about the La Follette Senate Committee on Civil Liberties?

Yes..... 24%
 No..... 76

**MARCH 8
 WAR REFERENDUM**

Interviewing Date 2/18-23/39
 Survey #148-A Question #8

Should the Constitution be changed to require Congress to obtain the approval of the people in a national vote before the United States could take part in a war overseas?

Yes..... 58%
 No..... 42

By Political Affiliation

	Yes	No
Democrats.....	57%	43%
Republicans.....	54	46

By Income

Upper.....	45%	55%
Middle.....	54	46
Lower.....	67	33

**MARCH 10
 WAGNER LABOR ACT**

Interviewing Date 1/27-2/1/39
 Survey #146-A Question #2b

Do you think the Wagner Labor Act should be revised, repealed, or left unchanged?

Revised..... 48%
 Repealed..... 18
 Left unchanged..... 34

By Income

Upper

Revised..... 58%
 Repealed..... 25
 Left unchanged..... 17

Middle

Revised..... 51%
 Repealed..... 18
 Left unchanged..... 31

Lower

Revised..... 34%
 Repealed..... 13
 Left unchanged..... 53

By Political Affiliation

Democrats

Revised..... 45%
 Repealed..... 12
 Left unchanged..... 43

Republicans

Revised..... 56%
 Repealed..... 29
 Left unchanged..... 15

**MARCH 12
 INCOME TAX**

Interviewing Date 2/18-23/39
 Survey #148-A Question #10a

Do you think a single man earning \$15 to \$20 a week should be required to pay a federal income tax?

Yes..... 12%
 No..... 88

Interviewing Date 2/18-23/39
 Survey #148-A Question #10b

Do you think a married man earning \$40 to \$50 a week should be required to pay a federal income tax?

Yes..... 36%
 No..... 64

**MARCH 13
 EUROPEAN WAR**

Interviewing Date 2/19-24/39
 Survey #148-B Question #8a

In case a war breaks out, should we sell Britain and France food supplies?

Yes..... 76%
 No..... 24

Interviewing Date 2/19-24/39
 Survey #148-B Question #8b

Should we sell them airplanes and other war materials?

Yes..... 52%
 No..... 48

By Political Affiliation

	Yes	No
Democrats.....	53%	47%
Republicans.....	54	46
Others.....	46	54

Interviewing Date 2/19-24/39
 Survey #148-B Question #8c

Should we send our army and navy abroad to help England and France?

Yes..... 17%
 No..... 83

Approximately 6% expressed no opinion to the above questions. Less than 1% said their sympathies would be with Germany and Italy in case of another war.

**MARCH 15
 DISARMAMENT CONFERENCE**

Interviewing Date 2/18-23/39
 Survey #148-A Question #5a

Would you favor a conference of the leading nations to reduce the size of all armies and navies at this time?

Yes..... 43%
 No..... 57

Interviewing Date 2/18-23/39
 Survey #148-A Question #5b

Asked of those who replied in the affirmative: Should President Roosevelt call this disarmament conference?

Yes..... 28%
 No..... 72

**MARCH 17
 ROOSEVELT ADMINISTRATION
 AND BUSINESS**

Interviewing Date 3/4-9/39
 Survey #150-B Question #4

Do you think that the general attitude of the Roosevelt Administration toward business is too friendly or not friendly enough?

Too friendly..... 9%
 Not friendly enough..... 52
 About right..... 39

Interviewing Date 3/4-9/39
 Survey #150-B Question #5

Do you think the attitude of the Roosevelt Administration toward business is delaying business recovery?

Yes, a lot.....	41%
Yes, a little.....	26
No.....	33

**MARCH 20
RELIGION**

Interviewing Date 2/24-3/1/39
Survey #149-A Question #6f

Did your parents go to church more often or less often than you do?

More often.....	50%
Less often.....	18
About the same.....	32

Interviewing Date 2/24-3/1/39
Survey #149-A Question #6e

Do you think interest in religion in this community has increased or decreased during the last few years?

**By Community Size
Farms**

Increased.....	27%
Decreased.....	40
About the same.....	33

Small Towns

Increased.....	29%
Decreased.....	46
About the same.....	25

Cities

Increased.....	42%
Decreased.....	32
About the same.....	26

**By Age
21-29 Years**

Increased.....	37%
Decreased.....	34
About the same.....	29

30-49 Years

Increased.....	38%
Decreased.....	36
About the same.....	26

50 Years and Over

Increased.....	32%
Decreased.....	40
About the same.....	28

Interviewing Date 2/24-3/1/39
Survey #149-A Question #6d

What can churches do to increase the interest of the public in religion?

The following are listed according to frequency of mention:

- Select ministers who are more intelligent.
- Arrange more social activities around the churches.
- Become more modern and liberal.
- Eliminate hypocrisy.
- Stop emphasizing money and contributions.
- Let church people be more friendly.

A majority thought there was nothing the churches could do or expressed no opinion.

**MARCH 22
REPUBLICAN PRESIDENTIAL
CANDIDATES**

Interviewing Date 3/4-9/39
Survey #150-A Question #10a

Asked of Republicans: Whom would you like to see as the Republican candidate for President in 1940?

Dewey.....	50%
Vandenberg.....	15
Taft.....	13
Hoover.....	5
Landon.....	4
Lodge.....	2
Borah.....	2
Others.....	9

Fifty-four per cent expressed no opinion.

**MARCH 24
PRESIDENT ROOSEVELT'S
VOTER APPEAL**

Interviewing Date 3/10-15/39
Survey #151

Question #9d

*In general, do you approve or disapprove of
Franklin Roosevelt as President?*

Approve..... 58.2%
Disapprove..... 41.8

By Income

	<i>Approve</i>	<i>Disapprove</i>
Upper.....	35%	65%
Middle.....	54	46
Lower		
(including relievers)....	74	26
Relievers only.....	83	17

**MARCH 26
DEMOCRATIC PRESIDENTIAL
CANDIDATES**

Interviewing Date 3/10-15/39
Survey #151-A

Question #3

Asked of Democrats: If President Roosevelt is not a candidate in 1940, whom would you like to see as the Democratic candidate for President?

Garner.....	42%
Farley.....	10
Hull.....	10
Hopkins.....	8
McNutt.....	5
Lehman.....	3
Clark.....	2
Barkley.....	2
Kennedy.....	2
Murphy.....	2
Others.....	14

**MARCH 27
THE DRAFT**

Interviewing Date 3/10-15/39
Survey #151-B

Question #6

Should the Constitution be amended to require a national vote before the country could draft men to fight overseas?

Yes..... 61%
No..... 39

**MARCH 29
PARTY STRENGTH**

Interviewing Date 3/10-15/39
Survey #151-A

Question #2

Which party would you like to see win the presidential election in 1940?

Republican..... 51%
Democratic..... 49

Interviewing Date 3/10-15/39
Survey #151-A

Question #10

Suppose these are the candidates for President and Vice President in 1940, for which combination would you rather vote: Democratic ticket — John Garner for President and James Farley for Vice President; Republican ticket — Thomas Dewey for President and Robert Taft for Vice President?

Dewey-Taft..... 52%
Garner-Farley..... 48

Sixteen per cent expressed no opinion.

**MARCH 31
NEVILLE CHAMBERLAIN**

Special Survey

Asked in Great Britain by the Gallup affiliate: Are you satisfied with Mr. Neville Chamberlain as Prime Minister?

Yes..... 58%
 No..... 42

**APRIL 2
 SOCIAL AND INCOME CLASS**

Interviewing Date 3/4-9/39
 Survey #150-A Question #2a

To what social class in this country do you feel you belong — lower, middle, or upper?

Lower..... 6%
 Middle..... 88
 Upper..... 6

Interviewing Date 3/4-9/39
 Survey #150-A Question #2b

To what income class in this country do you feel you belong — lower, middle, or upper?

Lower..... 31%
 Lower middle..... 21
 Middle..... 41
 Upper middle..... 6
 Upper..... 1

**APRIL 3
 PERSONAL SECURITY**

Interviewing Date 3/4-9/39
 Survey #150-A Question #3d

Asked of employers, business owners, and employees: If you lost your present job (or business) and could not find other work, how long do you think you could hold out before you would have to apply for relief?

Three years and over..... 35%
 Six months to three years..... 13
 One to six months..... 16
 One month or less..... 19
 On relief now..... 17

Interviewing Date 3/4-9/39
 Survey #150-A Question #3e

Will you tell me in your own words what your attitude is today toward President Roosevelt?

By Personal Security Level

	Favor	Oppose
Three years and over.....	44%	56%
Six months to three years.....	56	44
One to six months.....	58	42
One month or less.....	61	39
On relief now.....	81	19

Interviewing Date 3/4-9/39
 Survey #150-A Question #3f

Asked of farmers: If you lost your farm (or farm job), how long do you think you could hold out before you would have to apply for relief?

Three years and over.....	42%
Six months to three years.....	16
One to six months.....	15
One month or less.....	27

**APRIL 7
 AUTOMOBILE ACCIDENTS**

Interviewing Date 3/6-11/39
 Survey #150-B Question #1

To reduce automobile accidents, would you favor any of the following measures?

	Car- All Owners Voters Only (Favoring)
Compulsory brake and headlight inspection.....	90% 88%
Strict drivers' tests with physical and mental examinations.....	87 86
Revoke licenses of drunken drivers.....	95 95
Strict laws against jay-walking..	89 90
Speed governors.....	67 61
Compulsory auto liability insurance.....	76 72

**APRIL 9
EUROPEAN WAR**

Interviewing Date 3/23-28/39
Survey #152-A Question #5a
*In case a war breaks out, should we sell
Britain and France food supplies?*

Yes..... 82%
No..... 18

Interviewing Date 3/23-28/39
Survey #152-A Question #5b
*Should we sell them airplanes and other war
materials?*

Yes..... 66%
No..... 34

By Political Affiliation

	Yes	No
Democrats.....	70%	30%
Republicans.....	65	35

Interviewing Date 3/23-28/39
Survey #152-A Question #5c
*Should we send our army and navy abroad
to help England and France?*

Yes..... 16%
No..... 84

Approximately 5% expressed no opinion to the above questions. Of all sections of the country, the South shows the greatest inclination for sending troops — 24%.

**APRIL 10
SWING MUSIC**

Interviewing Date 3/23-28/39
Survey #152-A Question #11a
Do you like swing music?

Yes..... 56%
No..... 44

By Age

	Yes	No
21-29 Years.....	74%	26%
30-49 Years.....	56	44
50 Years and over.....	35	65

**APRIL 12
GERMANY**

Interviewing Date 3/23-28/39
Survey #152-A Question #4
*Would you join a movement in this country
to stop buying German-made goods?*

Yes..... 65%
No..... 35

Interviewing Date 3/23-28/39
Survey #152-B Question #4
*Our Government is showing its disapproval
of Germany's policies by putting a special
tax on German-made goods brought into
the United States. Are you in favor of this
special tax?*

Yes..... 78%
No..... 22

**APRIL 14
NEUTRALITY**

Interviewing Date 4/2-7/39
Survey #153-A Question #1
*Our present Neutrality Law prevents this
country from selling war materials to any
countries fighting in a declared war. Do you
think the law should be changed so that we
could sell war materials to England and
France in case of war?*

Yes..... 57%
No..... 43

**APRIL 16
CANCER**

Interviewing Date 4/2-7/39
Survey #153-A Question #4b
Do you think cancer is contagious?

Yes..... 20%
No..... 59
Don't know..... 21

Interviewing Date 4/2-7/39
Survey #153-B Question #4a
Do you think cancer is curable?

Yes..... 64%
No..... 36

Interviewing Date 4/2-7/39
Survey #153-A Question #4a
Which of these diseases would you hate most to have?

Cancer..... 76%
Tuberculosis..... 13
Heart trouble..... 9
Pneumonia..... 2

**APRIL 17
EUROPEAN WAR**

Interviewing Date 3/23-28/39
Survey #152-A Question #1a
Do you believe there will be a war between any of the big European countries this year?

Yes..... 51%
No..... 49

Interviewing Date 3/23-28/39
Survey #152-A Question #1b
If there is such a war, do you think the United States will be drawn into it?

Yes..... 58%
No..... 42

**APRIL 19
PRESIDENTIAL TRIAL HEAT**

Interviewing Date 4/2-7/39
Survey #153-B Question #3
If Vice President Garner runs for President in 1940 on the Democratic ticket and Senator Arthur Vandenberg runs against him on the Republican ticket, which one do you think you would prefer?

Garner..... 57%
Vandenberg..... 43

Twenty-five per cent expressed no opinion.

By Region

	Garner	Vandenberg
New England.....	57%	43%
Middle Atlantic.....	54	46
East Central.....	50	50
West Central.....	51	49
South.....	78	22
West.....	61	39

**APRIL 21
FEDERAL SPENDING**

Interviewing Date 4/2-7/39
Survey #153-A Question #2a
Do you think federal spending should be reduced by 10% on expenditures for the army and navy?

Yes..... 19%
No..... 81

Interviewing Date 4/2-7/39
Survey #153-A Question #2b
Do you think farm benefits should be reduced by 10%?

Yes..... 38%
No..... 62

Interviewing Date 4/2-7/39
 Survey #153-A Question #2c
Do you think relief spending should be cut by 10%?

Yes..... 57%
 No..... 43

Interviewing Date 4/2-7/39
 Survey #153-B Question #2a
Do you think public works spending should be cut by 10%?

Yes..... 53%
 No..... 47

Interviewing Date 4/2-7/39
 Survey #153-B Question #2b
Do you think ordinary operating expenses should be reduced by 10%?

Yes..... 69%
 No..... 31

Interviewing Date 4/2-7/39
 Survey #153-B Question #2c
Do you think old-age pensions should be reduced by 10%?

Yes..... 14%
 No..... 86

**APRIL 23
 INTERNATIONAL PEACE
 CONFERENCE**

Interviewing Date 3/23-28/39
 Survey #152-A Question #3a
Would you like to see the heads of the leading nations of the world meet in a new peace conference to settle the claims of Germany and Italy?

Yes..... 73%
 No..... 27

By Region

	Yes	No
New England.....	76%	24%
Middle Atlantic.....	69	31
East Central.....	74	26
West Central.....	76	24
South.....	77	23
West.....	69	31

By Political Affiliation

Democrats.....	74%	26%
Republicans.....	68	32
Others.....	75	25

**APRIL 24
 EUTHANASIA**

Interviewing Date 1/22-27/39
 Survey #145-B Question #12
Do you favor mercy deaths under Government supervision for hopeless invalids?

Yes..... 46%
 No..... 54

By Sex

	Yes	No
Men.....	49%	51%
Women.....	42	58

By Age

21-29 Years.....	52%	48%
30-49 Years.....	44	56
50 Years and over.....	41	59

**APRIL 26
 RELIEFERS**

Interviewing Date 4/8-13/39
 Survey #154-A Question #4a
Do you think there are any persons on relief in your community who could get jobs in private industry if they tried?

Yes..... 69%
 No..... 31

Interviewing Date 4/8-13/39
 Survey #154-A Question #4b

Asked of those who replied in the affirmative: What proportion of those on relief in your community could obtain jobs in private industry if they tried?

Median average..... 25%

**APRIL 28
 PRESIDENT ROOSEVELT**

Interviewing Date 4/21-26/39
 Survey #155-A Question #2a

Do you approve or disapprove of President Roosevelt's action in sending his message to Hitler and Mussolini, suggesting a conference to settle Europe's war problems?

Approve..... 60%
 Disapprove..... 40

By Political Affiliation

	<i>Approve</i>	<i>Disapprove</i>
Democrats.....	69%	31%
Republicans.....	47	53

**APRIL 30
 BRITISH ARMED FORCES**

Special Survey

Asked in Great Britain by the Gallup affiliate: It has been decided to enlarge the British Army to 33 field divisions. Are you in favor of obtaining the necessary recruits on a planned and compulsory basis, or by leaving it to individuals to enroll voluntarily?

Favor compulsory system..... 42%
 Favor voluntary system..... 58

By Political Affiliation

	<i>Compulsory</i>	<i>Voluntary</i>
Government supporters.....	51%	49%
Opposition voters.....	33	67

**APRIL 30
 TELEVISION**

Special Survey

At present, are you interested in purchasing a home television set?

Yes..... 13%
 No..... 87

**MAY 1
 PARTY STRENGTH**

Interviewing Date 4/8-13/39
 Survey #154-A Question #1

Which party do you think will win the presidential election in 1940?

Democratic..... 48%
 Republican..... 52

By Political Affiliation

	<i>Democratic</i>	<i>Republican</i>
Democrats.....	67%	33%
Republicans.....	17	83
Third party voters.....	54	46

By Region

New England.....	47%	53%
Middle Atlantic.....	43	57
East Central.....	42	58
West Central.....	43	57
South.....	68	32
West.....	60	40

**MAY 3
 EUROPEAN WAR**

Interviewing Date 3/23-28/39
 Survey #152-A Question #5a

If war breaks out in Europe, are you in favor of sending American troops abroad?

By Region		
	Yes	No
New England.....	18%	82%
Middle Atlantic.....	16	84
East Central.....	12	88
West Central.....	13	87
South.....	24	76
West.....	17	83

By Income		
Upper.....	18%	82%
Middle.....	14	86
Lower.....	19	81

**MAY 5
PRESIDENTIAL TRIAL HEAT**

Special Survey

If President Roosevelt runs for a third term in 1940 on the Democratic ticket against Thomas E. Dewey on the Republican ticket, which one do you think you would prefer?

Roosevelt.....	45%
Dewey.....	55

Twelve per cent expressed no opinion.

Roosevelt Voters in 1936 Only

Roosevelt.....	67%
Dewey.....	33

Landon Voters in 1936 Only

Roosevelt.....	4%
Dewey.....	96

**MAY 7
PRESIDENT ROOSEVELT'S
VOTER APPEAL**

Interviewing Date 4/21-26/39
Survey #155

Question #15e

In general, do you approve or disapprove of Franklin Roosevelt as President?

Approve.....	56.1%
Disapprove.....	43.9

By Region		
	Approve	Disapprove
New England.....	48%	52%
Middle Atlantic.....	53	47
East Central.....	54	46
West Central.....	56	44
South.....	67	33
West.....	63	37

**MAY 10
REPUBLICAN PRESIDENTIAL
CANDIDATES**

Interviewing Date 4/8-13/39
Survey #154-A

Question #2

Asked of Republicans: Whom do you prefer from this list (on card) for the Republican presidential nomination in 1940?

Dewey.....	54%
Taft.....	15
Vandenberg.....	13
Hoover.....	4
Borah.....	3
Landon.....	3
Bricker.....	1
Lodge.....	1
La Guardia.....	1
Barton.....	1
Others.....	4

Forty-one per cent expressed no opinion.

**MAY 12
FARM POLICIES**

Interviewing Date 4/21-26/39
Survey #155-A

Question #11a

Do you think the Roosevelt Administration has done a good job or a poor job in handling the farm problem?

Good job..... 48%
 Poor job..... 52

Twenty-five per cent expressed no opinion.

Southern and Midwestern Farmers Only

Good job..... 53%
 Poor job..... 47

Interviewing Date 4/21-26/39
 Survey #155-A

Question #11b

Do you think Henry Wallace has done a good job as Secretary of Agriculture?

Yes..... 58%
 No..... 42

Southern and Midwestern Farmers Only

Yes..... 55%
 No..... 45

MAY 14

MOST IMPORTANT PROBLEM

Interviewing Date 4/21-26/39
 Survey #155-A

Question #1

What do you regard as the most important problem before the American people today?

Keeping out of war..... 37%
 Solving unemployment..... 36
 Recovery for business..... 8
 Adequate relief..... 4
 Balancing the budget..... 3
 Farm aid..... 2
 Adjustment of labor problems..... 2
 Reduction of taxes..... 1
 Others..... 7

MAY 15

EUROPEAN WAR

Interviewing Date 4/21-26/39
 Survey #155-B

Question #5b

In case Germany and Italy go to war against England and France should we lend

money to England and France to buy airplanes and other war materials from the United States?

Lend money..... 31%
 Do not lend money..... 69

Five per cent expressed no opinion.

By Region

	<i>Lend</i>	<i>Do Not Lend</i>
New England.....	18%	82%
Middle Atlantic.....	34	66
East Central.....	30	70
West Central.....	21	79
South.....	45	55
West.....	33	67

MAY 17

WORLD'S FAIR

Special Survey

Asked of those who visited the World's Fair: Which exhibit did you like the best?

The following are listed according to frequency of mention:

General Motors
 Theme Center
 A. T. & T. Exhibit
 Ford Motor Co. Exhibit
 Soviet Building
 British Building
 Railroad Exhibit

MAY 19

EUROPEAN WAR

Interviewing Date 5/4-9/39
 Survey #156-A

Question #2a

Do you believe there will be a war between any of the big European countries this year?

Yes..... 32%
 No..... 68

By Sex

	Yes	No
Men.....	29%	71%
Women.....	36	64

MAY 21

DEMOCRATIC PRESIDENTIAL CANDIDATES

Interviewing Date 4/21-26/39
Survey #155-A

Question #12

Asked of Democrats: If Franklin Roosevelt is not a candidate, whom from this list (on card) would you like to see nominated by the Democratic party in 1940?

Garner.....	50%
Hull.....	13
Farley.....	9
Hopkins.....	3
McNutt.....	3
Murphy.....	3
Clark.....	2
Wallace.....	2
Barkley.....	2
Lehman.....	2
Others.....	11

MAY 22

ROYALTY

Interviewing Date 5/4-9/39
Survey #156-A

Question #5a

When Americans are presented to the King and Queen of England on their visit to this country, do you think American women should curtsy or shake hands?

Curtsy.....	22%
Shake hands.....	78

Interviewing Date 5/4-9/39
Survey #156-A

Question #5b

Do you think American men should bow or shake hands?

Bow.....	21%
Shake hands.....	79

MAY 24

PRESIDENTIAL TRIAL HEAT

Interviewing Date 4/21-26/39
Survey #155-A

Question #14

If Cordell Hull runs for President in 1940 on the Democratic ticket and Thomas Dewey runs against him on the Republican ticket, which one do you think you would prefer?

Dewey.....	52%
Hull.....	48

Eighteen per cent expressed no opinion.

Interviewing Date 5/4-9/39
Survey #156-A

Question #9

If Cordell Hull runs for President in 1940 on the Democratic ticket and Robert Taft runs against him on the Republican ticket, which one do you think you would prefer?

Hull.....	50%
Taft.....	50

Fifteen per cent expressed no opinion.

MAY 26

RELIEF

Interviewing Date 5/4-9/39
Survey #156-A

Question #6

Which way do you think relief should be given — in the form of work relief (such as W.P.A. jobs) or as direct cash relief?

Work relief.....	89%
Cash relief.....	11

**MAY 28
ROOSEVELT ADMINISTRATION
AND BUSINESS**

Interviewing Date 5/12-17/39
Survey #157-A Question #7a

Do you think that the general attitude of the Roosevelt Administration toward business is too friendly or not friendly enough?

Not friendly enough..... 54%
Too friendly..... 11
About right..... 35

Interviewing Date 5/12-17/39
Survey #157-B Question #7a

Do you think the general attitude of business toward the Roosevelt Administration is too friendly or not friendly enough?

Not friendly enough..... 65%
Too friendly..... 11
About right..... 24

Interviewing Date 5/12-17/39
Survey #157-B Question #7a

Do you think the attitude of the Roosevelt Administration toward business is delaying business recovery?

Yes..... 63%
No..... 37

Interviewing Date 5/12-17/39
Survey #157-A Question #7b

Do you think the attitude of business toward the Roosevelt Administration is delaying business recovery?

Yes..... 69%
No..... 31

Approximately 16% had no opinion to the above questions.

**MAY 29
LEARNING TO FLY AN AIRPLANE**

Interviewing Date 5/12-17/39
Survey #157-A Question #1a

If it did not cost you anything, would you like to learn how to fly an airplane?

Yes..... 42%
No..... 58

By Sex

	Yes	No
Men.....	50%	50%
Women.....	34	66

By Age

18-29 Years.....	62%	38%
30-49 Years.....	39	61
50 Years and over.....	23	77

Thirty-four per cent of those interviewed have been up in an airplane and 66% of this group are in favor of learning to fly.

**MAY 31
PRESIDENTIAL TRIAL HEAT**

Interviewing Date 3/23-28/39
Survey #152-B Question #8

If President Roosevelt runs for a third term in 1940 on the Democratic ticket against Senator Robert Taft on the Republican ticket, which one would you prefer?

Roosevelt..... 50%
Taft..... 50

Sixteen per cent expressed no opinion.

Roosevelt Voters in 1936

Roosevelt..... 75%
Taft..... 25

Landon Voters in 1936

Roosevelt.....	6%
Taft.....	94

JUNE 2

**PRESIDENT ROOSEVELT'S
VOTER APPEAL**

Interviewing Date 5/20-25/39
Survey #158-A

Question #12c

*In general, do you approve or disapprove of
Franklin Roosevelt as President?*

By Income

	<i>Approve</i>	<i>Disapprove</i>
Upper.....	38%	62%
Middle.....	54	46
Lower.....	74	26
Reliefers.....	82	18

JUNE 4

WAR DEBTS

Interviewing Date 5/12-17/39
Survey #157-A

Question #2

*If England and France pay something on
the war debts they now owe us, should the
United States lend them more money?*

Yes.....	21%
No.....	79

Nine per cent expressed no opinion.

JUNE 5

ROOSEVELT ADMINISTRATION

Interviewing Date 5/12-17/39
Survey #157-A

Question #6a

*What do you think is the greatest accom-
plishment of the Roosevelt Administration
during the six years it has been in office?*

Relief and the W.P.A.....	28%
Banking reforms.....	21
Civilian Conservation Corps.....	11
Social Security.....	7
Farm program.....	5
Labor policies.....	4
Repeal of prohibition.....	3
Foreign policy.....	3
Public works construction.....	2
N.R.A.....	1
Others.....	15

By Political Affiliation

Democrats

Relief and the W.P.A.....	35%
Banking reforms.....	19
Civilian Conservation Corps.....	8
Farm program.....	8
Social Security.....	6
Others.....	24

Republicans

Banking reforms.....	34%
Civilian Conservation Corps.....	13
Relief and the W.P.A.....	12
Social Security.....	10
Foreign policy.....	4
Others.....	27

Interviewing Date 5/12-17/39
Survey #157-A

Question #6b

*What do you think is the worst thing the
Roosevelt Administration has done in the
past six years?*

Relief and the W.P.A.....	23%
Spending policy.....	16
Farm program.....	12
Foreign Policy.....	6
Labor policy.....	6
Interference with business.....	5
Supreme Court plan.....	5
N.R.A.....	4
Repeal of prohibition.....	3
Raising taxes.....	2
Others.....	18

By Political Affiliation

Democrats

Relief and the W.P.A.....	20%
Farm program.....	16
Spending policy.....	12
Labor policy.....	7
Supreme Court plan.....	7
Others.....	38

Republicans

Spending policy.....	24%
Relief and the W.P.A.....	22
Interference with business.....	9
Labor policy.....	8
Farm program.....	7
Others.....	30

JUNE 7

BUSINESS PROSPERITY

Interviewing Date 5/20-25/39
Survey #158-A Question #11

Do you think business would be more prosperous or less prosperous if we had a Republican President in the White House?

More prosperous.....	50%
Less prosperous.....	26
No difference.....	24

By Political Affiliation

Democrats

More prosperous.....	29%
Less prosperous.....	42
No difference.....	29

Republicans

More prosperous.....	85%
Less prosperous.....	3
No difference.....	12

By Income

Upper

More prosperous.....	62%
Less prosperous.....	20%
No difference.....	18

Middle

More prosperous.....	54%
Less prosperous.....	22
No difference.....	24

Lower

More prosperous.....	40%
Less prosperous.....	34
No difference.....	26

Reliefers

More prosperous.....	37%
Less prosperous.....	38
No difference.....	25

JUNE 9

PRESIDENTIAL TRIAL HEAT

Interviewing Date 5/4-9/39
Survey #156-B Question #9

If Vice President Garner runs for President in 1940 on the Democratic ticket and Senator Robert Taft runs against him on the Republican ticket, which one do you think you would prefer?

Garner.....	54%
Taft.....	46

Twenty-four per cent expressed no opinion.

JUNE 11

UNIONS

Interviewing Date 5/20-25/39
Survey #158-B Question #6

Are you in favor of labor unions?

Yes.....	70%
No.....	30

Interviewing Date 5/28-6/3/39
Survey #159-A Question #3

Would you favor a law requiring employers and unions to submit their differences to a federal labor board before a strike could be called?

Yes..... 86%
 No..... 14

Interviewing Date 5/20-25/39
 Survey #158-B Question #7

Are you in favor of the so-called closed shop — that is, hiring only persons who are already members of the union?

Yes..... 27%
 No..... 73

Interviewing Date 5/20-25/39
 Survey #158-A Question #7

Are you in favor of the so-called union shop — that is, requiring every worker to join the union?

Yes..... 29%
 No..... 71

Interviewing Date 5/20-25/39
 Survey #158-A Question #8

Which labor leader do you like the best — William Green of the A.F. of L. or John L. Lewis of the C.I.O.?

Green..... 80%
 Lewis..... 20

Approximately 12% had no opinion on the above questions.

**JUNE 12
 VOTING AGE**

Interviewing Date 5/20-25/39
 Survey #158-A Question #1

Do you favor reducing the age at which American citizens can vote from 21 to 18?

Yes..... 17%
 No..... 83

By Age

	Yes	No
21-30 Years.....	17%	83%
30-49 Years.....	17	83
50 Years and over.....	18	82

**JUNE 14
 DEMOCRATIC PRESIDENTIAL
 CANDIDATES**

Interviewing Date 5/20-25/39
 Survey #158-A Question #9

Asked of Democrats: In case Franklin Roosevelt is not a candidate for a third term, whom would you like to see the Democratic party nominate for President in 1940?

Garner.....	47%
Farley.....	16
Hull.....	12
Hopkins.....	5
McNutt.....	3
Wallace.....	3
Murphy.....	3
Clark.....	2
Barkley.....	1
Kennedy.....	1
Others.....	7

Fifty-one per cent expressed no opinion.

**JUNE 16
 JAPAN**

Interviewing Date 5/20-25/39
 Survey #158-A Question #4

In the present fight between Japan and China, with which side do you sympathize?

Japan.....	2%
China.....	74
Neither.....	24

Interviewing Date 5/20-25/39
 Survey #158-B Question #3
*Would you join a movement in this country
 to stop buying goods made in Japan?*

Yes..... 66%
 No..... 34

Interviewing Date 5/20-25/39
 Survey #158-A Question #5
*Do you think the United States should for-
 bid shipment of arms or ammunition from
 this country to Japan?*

Yes..... 72%
 No..... 28

Interviewing Date 5/20-25/39
 Survey #158-B Question #5
*Do you think the United States should for-
 bid shipment of arms or ammunition from
 this country to China?*

Yes..... 40%
 No..... 60

**JUNE 18
 PRESIDENT ROOSEVELT**

Interviewing Date 5/28-6/3/39
 Survey #159-A Question #6a
*Do you think President Roosevelt will run
 for a third term in 1940?*

By Income

	Yes	No
Upper.....	46%	54%
Middle.....	46	54
Lower.....	54	46
Reliefers.....	60	40

Interviewing Date 5/28-6/3/39
 Survey #159-A Question #6b
Do you think he will be elected if he runs?

Yes..... 45%
 No..... 55

By Political Affiliation

	Yes	No
Democrats.....	61%	39%
Republicans.....	16	84

Interviewing Date 5/28-6/3/39
 Survey #159-A Question #6c
*If he runs for a third term in 1940, would
 you vote for him no matter what Republican
 runs against him?*

Yes..... 39%
 No..... 61

By Income

	Yes	No
Upper.....	19%	81%
Middle.....	34	66
Lower.....	55	45
Reliefers.....	66	34

**JUNE 19
 EUROPEAN WAR**

Interviewing Date 5/28-6/3/39
 Survey #159-A Question #4
*If England, France, and Russia were in-
 volved in a war with Germany and Italy,
 which side do you think would win?*

England, France, Russia..... 83%
 Germany and Italy..... 17

**JUNE 21
 INCOME TAX**

Interviewing Date 5/12-17/39
 Survey #157-A Question #11a
Do you pay any income tax?

Yes..... 75%
 No..... 25

By Income

	Yes	No
Upper.....	93%	7%
Middle.....	81	19
Lower.....	60	40

Overproduction back in 1920's.....	3
Business frightened by what happened in 1929.....	2
Republican party policies.....	2
Increasing employment of women.....	2
Others.....	22

**JUNE 23
PRESIDENTIAL TRIAL HEAT**

Interviewing Date 6/9-14/39
Survey #160-A

Question #8

If President Roosevelt runs for a third term on the Democratic ticket against Thomas Dewey on the Republican ticket, which one would you prefer?

Roosevelt.....	48%
Dewey.....	52

Thirteen per cent expressed no opinion.

Roosevelt Voters in 1936

Roosevelt.....	74%
Dewey.....	26

Landon Voters in 1936

Roosevelt.....	2%
Dewey.....	98

**JUNE 25
VIEWS OF RELIEFERS**

Special Survey

Asked of reliefers: What do you blame for the present unemployment in this country?

Increasing use of machinery.....	23%
Short-sighted policies of business.....	13
Capital not being invested.....	10
New Deal interfering with business.....	8
Lack of adjustment since World War...	4
Lack of money in circulation.....	4
Conflict between business and labor.....	4
People not willing to borrow.....	3

Do you think jobs in private industry are harder to get now than ten years ago?

Yes.....	94%
No.....	6

Do you think you or your husband will find a job in private industry within the next two years?

Yes.....	53%
No.....	47

How long has it been since you or your husband has had a steady job other than W.P.A.?

Median average.....	2 yrs. 10 mos.
---------------------	----------------

Do you think you would be better off or worse off if there were a Republican administration in the White House?

Better off.....	24%
Worse off.....	44
No difference.....	32

**JUNE 27
JOE LOUIS VS. TONY GALENTO**

Interviewing Date 5/12-17/39
Survey #157

Question #4a

Which man would you like to see win the fight — Joe Louis or Tony Galento?

Louis.....	53%
Galento.....	47

Thirty-four per cent expressed no opinion.

Interviewing Date 5/12-17/39
Survey #157

Question #4b

Asked of those who expressed an opinion on the first question: Which man do you think will win the fight?

Louis..... 95%
Galento..... 5

**JUNE 28
TUBERCULOSIS**

Interviewing Date 5/28-6/3/39
Survey #159-A

Question #5a

What do you think is the cause of tuberculosis?

Germ..... 18%
Run-down condition..... 17
Malnutrition..... 13
Poor living conditions..... 12
Bad heredity..... 11
Exposure to weather..... 11
Bad food..... 8
Colds..... 6
Others..... 4

Interviewing Date 5/28-6/3/39
Survey #159-A

Question #5b

Do you think tuberculosis is contagious?

Yes..... 76%
No..... 24

Interviewing Date 5/28-6/3/39
Survey #159-A

Question #5c

Do you think tuberculosis is inherited at birth?

Yes..... 52%
No..... 48

Interviewing Date 5/28-6/3/39
Survey #159-A

Question #5d

Do you think tuberculosis is curable?

Yes..... 86%
No..... 14

Interviewing Date 5/28-6/3/39
Survey #159-A

Question #5e

What do you think is the best way to cure tuberculosis?

Rest..... 43%
Proper diet..... 36
Fresh air..... 26
Climate..... 25
Sanitarium treatment..... 13

143%

(Note: table adds to more than 100% because some people gave more than one answer.)

**JUNE 30
THE JUDICIARY**

Interviewing Date 6/9-14/39
Survey #160-A

Question #3a

In general, do you think judges in the federal courts of this country are honest?

Yes..... 86%
No..... 14

Interviewing Date 6/9-14/39
Survey #160-B

Question #3a

In general, do you think judges in the state courts are honest?

Yes..... 76%
No..... 24

Interviewing Date 6/9-14/39
Survey #160-A

Question #3b

In general, do you think judges in the municipal or local courts are honest?

Yes..... 72%
No..... 28

By Region

	Yes	No
New England.....	80%	20%
Middle Atlantic.....	67	33
East Central.....	67	33
West Central.....	75	25
South.....	77	23
West.....	76	24

**JULY 2
POLITICS**

Special Survey

Asked in New York State: Which party would you like to see win the presidential election in 1940?

Republican.....	53%
Democratic.....	47

Asked in New York State: If President Roosevelt runs for a third term in 1940, do you think you will vote for him?

Yes, will.....	42%
No, will not.....	58

Asked in New York State: If President Roosevelt runs for a third term on the Democratic ticket against Thomas Dewey on the Republican ticket, which one would you prefer?

Roosevelt.....	43%
Dewey.....	57

Asked of New York State Democrats: If President Roosevelt is not a candidate in 1940, whom would you like to see the Democratic convention nominate for President?

Garner.....	51%
Farley.....	12
Hull.....	11
Hopkins.....	4

Lehman.....	4
Kennedy.....	3
Others.....	15

**JULY 3
SUMMER FASHIONS**

Interviewing Date 6/9-14/39
Survey #160-A Question #2a

Do you think it is indecent for women to wear shorts for street wear?

Yes.....	63%
No.....	37

By Sex

	Yes	No
Men.....	57%	43%
Women.....	70	30

Most conservative were Southerners, who voted 79% against women wearing shorts for street wear, while Western voters were 53% against it.

Interviewing Date 6/9-14/39
Survey #160-A Question #2b

Do you think it is indecent for men to wear topless bathing suits for swimming?

Yes.....	33%
No.....	67

**JULY 5
REPUBLICAN PARTY**

Interviewing Date 6/18-23/39
Survey #161-AR Question #4

Asked of Republicans: Do you think the Republican party should be more liberal or more conservative than it was in the 1936 presidential campaign?

More liberal.....	55%
More conservative.....	17
About the same.....	28

Interviewing Date 6/18-23/39
Survey #161-BR

Question #4

Asked of Republicans: Do you think the Republican party has a better chance or a worse chance of winning in 1940 if it nominates a liberal candidate and adopts a liberal platform?

Better chance..... 77%
Worse chance..... 14
Makes no difference..... 9

JULY 7

REPUBLICAN PRESIDENTIAL CANDIDATES

Interviewing Date 6/18-23/39
Survey #161-AR

Question #5a

Asked of Republicans: Whom from this list (on card) would you like to see the Republican convention nominate for President in 1940?

Dewey..... 47%
Vandenberg..... 19
Taft..... 13
Hoover..... 6
Landon..... 4
Borah..... 3
La Guardia..... 2
Lodge..... 1
Bricker..... 1
Others..... 4

JULY 9

POLITICAL LABELS

Interviewing Date 6/18-23/39
Survey #161-AR

Question #3b

How do you classify each of the following (on card) political leaders — as a conservative, a liberal, or a radical?

	Conservative	Liberal	Radical
Harry Hopkins.....	4%	55%	41%
President Roosevelt.....	1	62	37
Fiorello La Guardia.....	8	64	28

James Farley.....	13	63	24
Thomas Dewey.....	45	47	8
Cordell Hull.....	51	46	3
John Garner.....	64	32	4
Arthur Vandenberg.....	67	29	4
Robert Taft.....	86	13	1
Herbert Hoover....	92	5	3

No opinion: Hopkins, 27%; Roosevelt, 2%; La Guardia, 15%; Farley, 12%; Dewey, 22%; Hull, 22%; Garner, 13%; Vandenberg, 45%; Taft, 37%; Hoover, 8%.

Interviewing Date 6/18-23/39
Survey #161-AR

Question #3a

In politics do you consider yourself a radical, a liberal, or a conservative?

Radical..... 2%
Liberal..... 46
Conservative..... 52

By Political Affiliation

Democrats

Radical..... 2%
Liberal..... 56
Conservative..... 42

Republicans

Radical..... 1%
Liberal..... 26
Conservative..... 73

Third Party Voters

Radical..... 5%
Liberal..... 51
Conservative..... 44

JULY 10

PRESIDENTIAL VISIT TO ENGLAND

Interviewing Date 6/18-23/39
Survey #161-AR

Question #1a

It has been suggested that President and Mrs. Roosevelt go to England to pay a return visit to the King and Queen. Do you favor this idea?

Yes..... 51%
 No..... 49

Twelve per cent expressed no opinion.

By Region

	Yes	No
New England.....	47%	53%
Middle Atlantic.....	54	46
East Central.....	47	53
West Central.....	48	52
South.....	62	38
West.....	46	54

**JULY 12
 DEMOCRATIC PRESIDENTIAL
 CANDIDATES**

Special Survey

Asked of Iowa Democrats: If Franklin Roosevelt is not a candidate for a third term, would you prefer Henry Wallace or Harry Hopkins as the Democratic candidate for President?

Wallace..... 54%
 Hopkins..... 46

Twenty-five per cent expressed no opinion.

By Region

	Wallace	Hopkins
Farms.....	66%	34%
Small towns (under 2,500) . .	55	45
Urban areas (2,500 and over).....	42	58

**JULY 14
 POLITICS**

Special Survey

Asked in Pennsylvania: Which party would you like to see win the presidential election in 1940?

Republican..... 54%
 Democratic..... 46

Five per cent of all Republicans would like to see a Democrat win while 25% of all Democrats would like to see a Republican win.

Asked in Pennsylvania: If Franklin Roosevelt runs for a third term in 1940, do you think you will vote for him?

Yes..... 46%
 No..... 54

Asked in Pennsylvania: If Franklin Roosevelt runs for a third term on the Democratic ticket against Thomas Dewey on the Republican ticket, which one would you like to see win?

Dewey..... 55%
 Roosevelt..... 45

Asked of Pennsylvania Democrats: If Franklin Roosevelt is not a candidate in 1940, whom would you like to see the Democratic party nominate for President?

Garner..... 60%
 Farley..... 12
 Hull..... 9
 Murphy..... 4
 Others..... 15

Asked of Pennsylvania Republicans: Whom would you like to see nominated by the Republican party for President in 1940?

Dewey..... 53%
 Taft..... 16
 Vandenberg..... 14
 James..... 5
 Hoover..... 4
 Landon..... 3
 Borah..... 2
 Others..... 3

JULY 17
AUTOMOBILE DRIVERS

Interviewing Date 6/18-23/39
Survey #161-AR Question #2a

Would you rather ride in a car driven by a man or a woman?

Man..... 60%
Woman..... 8
No difference..... 32

By Sex

Men

Man..... 72%
Woman..... 4
No difference..... 24

Women

Man..... 48%
Woman..... 12
No difference..... 40

Interviewing Date 6/18-23/39
Survey #161-AR Question #2b

What is a safe speed for driving on a normal stretch of good straight road outside of town and without crossroads?

Median average..... 50 mph

Interviewing Date 6/18-23/39
Survey #161-AR Question #2e

Have you ever had an accident while you were driving?

By Sex

	Yes	No
Men.....	44%	56%
Women.....	32	68

Interviewing Date 6/18-23/39
Survey #161-AR Question #2f

What is the fastest speed that you have ever driven an automobile?

Men..... 75 mph
Women..... 65 mph

JULY 17
POLITICS

Special Survey

Asked in California: Which party would you like to see win the presidential election in 1940?

Democratic..... 60%
Republican..... 40

Asked of California Democrats: In case Franklin Roosevelt is not a candidate for a third term, whom would you like to see the Democratic party nominate for President in 1940?

Garner..... 51%
Farley..... 14
Hull..... 12
Hopkins..... 8
McNutt..... 3
Others..... 12

Fifty-two per cent expressed no opinion.

Asked in California: If President Roosevelt runs for a third term in 1940, will you vote for him?

Yes..... 36%
No..... 64

JULY 19
PRESIDENT ROOSEVELT'S
VOTER APPEAL

Interviewing Date 7/10-15/39
Survey #163 Question #1c

In general, do you approve or disapprove of Franklin Roosevelt as President?

Approve..... 57.7%
 Disapprove..... 42.3

By Region

	<i>Approve</i>	<i>Disapprove</i>
New England.....	51%	49%
Middle Atlantic.....	57	43
East Central.....	55	45
West Central.....	57	43
South.....	65	35
West.....	63	37

JULY 21

**FAVORITE COUNTRY AND
 FAVORITE LEADER**

Special Survey
 Interviewing Date 7/1-6/39 (U.S. only)
 Survey #162 Question #1

What country do you like best?

England.....	43%
France.....	11
Finland.....	4
Switzerland.....	4
Sweden.....	4
Ireland.....	3
Germany.....	3
Italy.....	2
Norway.....	2
Russia.....	1
Others.....	7
No opinion.....	16

Great Britain Only

United States.....	33%
France.....	22
Russia.....	12
Scandinavia.....	3
Germany.....	3
Switzerland.....	2
Holland.....	1
Belgium.....	1
Others.....	4
No opinion.....	19

France Only

United States.....	26%
England.....	23
Switzerland.....	15
Belgium.....	9
Russia.....	7
Italy.....	4.5
Sweden.....	2.5
Spain.....	1.5
Others.....	7
No opinion.....	5.5

Special Survey
 Interviewing Date 7/1-6/39 (U.S. only)
 Survey #162 Question #2

What country do you like least?

Germany.....	58%
Italy.....	12
Russia.....	8
Others.....	22

Great Britain Only

Germany.....	54%
Japan.....	11
Italy.....	9
Others.....	26

France Only

Germany.....	70%
Italy.....	9
Russia.....	5
Others.....	16

Special Survey
 Interviewing Date 7/1-6/39 (U.S. only)
 Survey #162 Question #3

Who is your favorite foreign statesman?

Chamberlain.....	27%
Eden.....	13
Daladier.....	4
Mussolini.....	3
Hitler.....	2
Others.....	11
No opinion.....	40

France Only

Roosevelt.....	58%
Chamberlain.....	22
Stalin.....	4.5
Eden.....	3.5
Salazar (Portugal).....	1.5
Others.....	7
No opinion.....	3.5

Special Survey
 Interviewing Date 7/1-6/39 (U.S. only)
 Survey #162 Question #4

Which foreign statesman do you least like?

Both American and French voters named Hitler, Mussolini, and Stalin, in that order.

**JULY 23
 PRESIDENTIAL TRIAL HEAT**

Special Survey

Asked of Ohio Republicans: If it came to a choice between Senator Robert Taft and Governor John Bricker for Republican candidate for President in 1940, which would you favor?

Taft.....	62%
Bricker.....	38

Sixteen per cent expressed no opinion.

By Income

	<i>Taft</i>	<i>Bricker</i>
Upper.....	70%	30%
Middle.....	62	38
Lower.....	50	50

By Community Size

Farms.....	59%	41%
Small towns.....	59	41
Cities.....	63	37

JULY 23

CHINA

Interviewing Date 7/1-6/39
 Survey #162-A Question #7

How far do you think the United States Government should go to protect American interests in China — fight Japan — protest to Japan through the State Department — stop all shipments of war materials from this country to Japan — do nothing? (on card)

Fight.....	6%
Protest.....	18
Stop shipments.....	51
Do nothing.....	25

By Region

New England

Fight.....	7%
Protest.....	44
Stop shipments.....	15
Do nothing.....	34

Middle Atlantic

Fight.....	4%
Stop shipments.....	49
Protest.....	20
Do nothing.....	27

East Central

Fight.....	5%
Stop shipments.....	50
Protest.....	17
Do nothing.....	28

West Central

Fight.....	7%
Stop shipments.....	46
Protest.....	18
Do nothing.....	29

South

Fight.....	11%
Stop shipments.....	50
Protest.....	18
Do nothing.....	21

West

Fight.....	9%
Stop shipments.....	61
Protest.....	15
Do nothing.....	15

Special Survey

Asked in Great Britain: How far should Britain go at the present time to defend her interests in China?

Fight Japan if necessary.....	22%
Forbid all trade between Britain and Japan.....	37
Supply credits and munitions to China..	17
Withdraw our ambassador as a protest..	9
Do nothing.....	15

JULY 26

WORKS PROGRESS ADMINISTRATION

Interviewing Date 7/10-15/39
Survey #163-A

Question #5

The head of the W.P.A. says W.P.A. workers who go on strike will be dropped from the W.P.A. after five days on strike. Do you approve or disapprove of this action?

Approve.....	74%
Disapprove.....	26

Nine per cent expressed no opinion.

W.P.A. Workers Only

Approve.....	49%
Disapprove.....	51

By Income

	Approve	Disapprove
Upper.....	88%	12%
Middle.....	78	22
Lower.....	62	38

JULY 28

ALCOHOLIC BEVERAGES

Interviewing Date 6/9-14/39
Survey #160-A

Question #5a

Do you ever drink any alcoholic beverages (such as wine, beer, cocktails, high balls)?

Yes.....	58%
No.....	42

By Sex

	Yes	No
Men.....	70%	30%
Women.....	45	55

By Community Size

Cities.....	63%	37%
Small towns.....	50	50
Farms.....	43	57

By Age

21-29 Years.....	67%	33%
30-49 Years.....	62	38
50 Years and over.....	42	58

Interviewing Date 6/9-14/39
Survey #160-A

Question #5b

Asked of those who replied in the negative: Do you disapprove of other people drinking?

Yes.....	45%
No.....	55

By Sex

	Yes	No
Men.....	37%	63%
Women.....	49	51

By Community Size

Cities.....	35%	65%
Small towns.....	55	45
Farms.....	60	40

By Age

21-29 Years.....	30%	70%
30-49 Years.....	42	58
50 Years and over.....	56	44

Special Survey

Asked in Michigan: If the question of national prohibition should come up again, would you vote to make the country dry?

Yes..... 31%
No..... 69

**JULY 30
PRESIDENT ROOSEVELT**

Interviewing Date 7/19-24/39
Survey #164-A Question #12a

If President Roosevelt runs for a third term in 1940, will you vote for him or will you vote against him, no matter who the Republican candidate happens to be?

For him..... 38%
Against him..... 40
Don't know or depends on candidate.... 22

Roosevelt Voters in 1936

For him..... 57%
Against him..... 19
Don't know or depends on candidate.... 24

Landon Voters in 1936

For him..... 4%
Against him..... 83
Don't know or depends on candidate.... 13

**"Don't Know" or "Depends on Candidate"
By Income**

	<i>For Roosevelt</i>
Upper.....	3%
Middle.....	12
Lower.....	7
	<hr/> 22%

By Age

21-29 Years.....	7%
30-49 Years.....	10
50 Years and over.....	5
	<hr/> 22%

Interviewing Date 7/19-24/39
Survey #164-A Question #12b

Asked of those who responded "don't know" or "depends on candidate": Whom would you like to see elected President in 1940?

Dewey.....	26%
Garner.....	25
Vandenberg.....	9
Hull.....	8
McNutt.....	5
Farley.....	3
Others.....	24

**JULY 31
PRESIDENTIAL TENURE**

Interviewing Date 7/10-15/39
Survey #163-A Question #10b

As far as you know, has any President of the United States ever served a third term?

Yes..... 3%
No..... 85
Don't know..... 12

By Income

Upper

Yes..... 2%
No..... 88
Don't know..... 10

Middle

Yes..... 4%
No..... 82
Don't know..... 14

Lower

Yes..... 5%
No..... 67
Don't know..... 28

Interviewing Date 7/10-15/39
Survey #163-A Question #10c

As far as you know, does the Constitution of the United States say that a President cannot serve a third term?

Yes..... 4%
 No..... 78
 Don't know..... 18

By Income

Upper

Yes..... 2%
 No..... 91
 Don't know..... 7

Middle

Yes..... 3%
 No..... 88
 Don't know..... 9

Lower

Yes..... 4%
 No..... 78
 Don't know..... 18

**AUGUST 2
 POLITICS**

Special Survey

Asked in Illinois: Which party would you like to see win the Presidential election in 1940?

Republican..... 54%
 Democratic..... 46

Asked in Illinois: If President Roosevelt runs for a third term in 1940, do you think you will vote for him?

Yes..... 39%
 No..... 61

Asked of Illinois Republicans: Whom would you like to see the Republican party nominate for President in 1940?

Dewey..... 41%
 Vandenberg..... 32
 Taft..... 14
 Landon..... 5
 Borah..... 2
 Others..... 6

Asked of Illinois Democrats: In case Franklin Roosevelt does not run for a third term, whom would you like to see the Democrats nominate for President in 1940?

Garner..... 49%
 Farley..... 17
 McNutt..... 8
 Hull..... 7
 Hopkins..... 5
 Others..... 14

**AUGUST 4
 DEMOCRATIC PRESIDENTIAL
 CANDIDATES**

Interviewing Date 7/28-8/2/39
 Survey #165-A

Question #5b

Asked of Democrats: If Franklin Roosevelt is not a candidate for a third term, whom would you like to see the Democratic party nominate for President in 1940?

Garner..... 46%
 McNutt..... 13
 Hull..... 12
 Farley..... 12
 Hopkins..... 3
 Murphy..... 3
 Barkley..... 1
 Clark..... 1
 Wallace..... 1
 Others..... 8

**AUGUST 6
 WORKS PROGRESS ADMINISTRATION**

Interviewing Date 7/19-24/39
 Survey #164-A

Question #2

Have you heard or read about the new relief law that requires all W.P.A. workers to work an average of 30 hours a week (130 hours a month)?

Yes..... 80%
 No..... 20

Interviewing Date 7/19-24/39
 Survey #164-A

Question #3

Asked of those who replied in the affirmative: What do you think of this law?

W.P.A. Workers Only

Approve strongly.....	28%
Approve mildly.....	25
Disapprove strongly.....	31
Disapprove mildly.....	16

All Other Voters

Approve strongly.....	46%
Approve mildly.....	25
Disapprove strongly.....	16
Disapprove mildly.....	13

Interviewing Date 7/19-24/39
 Survey #164-A

Question #4

Do you think W.P.A. workers should be paid more or less than workers in private industry?

Less than workers in private industry....	73%
About the same as in private industry...	26
More than workers in private industry...	1

**AUGUST 7
 POLITICS**

Special Survey

Asked in Ohio: Which party would you like to see win the presidential election in 1940?

Republican.....	52%
Democratic.....	48

Asked in Ohio: If President Roosevelt runs for a third term in 1940, will you vote for him?

Yes.....	35%
No.....	65

Asked of Ohio Republicans: Whom would you like to see nominated by the Republican party for President in 1940?

Taft.....	33%
Dewey.....	29

Vandenberg.....	19
Bricker.....	12
Hoover.....	3
Landon.....	1
Others.....	3

Asked of Ohio Democrats: In case Franklin Roosevelt is not a candidate for a third term, whom would you like to see the Democratic party nominate for President in 1940?

Garner.....	57%
Farley.....	12
McNutt.....	9
Hull.....	8
Donahey.....	4
Lehman.....	2
Hopkins.....	2
Others.....	6

**AUGUST 9
 POLITICS**

Special Survey

Asked in Michigan: Which party would you like to see win the presidential election in 1940?

Republican.....	54%
Democratic.....	46

Asked of Michigan Republicans: Whom would you like to see nominated by the Republican party for President in 1940?

Vandenberg.....	62%
Dewey.....	29
Taft.....	5
Landon.....	2
Hoover.....	1
Others.....	1

Asked of Michigan Democrats: In case Franklin Roosevelt is not a candidate for a third term, whom would you like to see the Democratic party nominate for President in 1940?

Garner.....	49%
Murphy.....	25
Farley.....	10
Hull.....	7
McNutt.....	2
Wheeler.....	2
Others.....	5

Asked in Michigan: If President Roosevelt runs for a third term in 1940, will you vote for him?

Yes.....	34%
No.....	66

Asked of Wisconsin Democrats: In case Franklin Roosevelt is not a candidate for a third term whom would you like to see the Democratic party nominate for President in 1940?

Garner.....	67%
Farley.....	8
Wallace.....	6
McNutt.....	4
Murphy.....	4
Others.....	11

Asked in Wisconsin: If President Roosevelt runs for a third term in 1940, will you vote for him?

Yes.....	34%
No.....	66

AUGUST 11 RELIEF

Interviewing Date 7/28-8/2/39
Survey #165-A

Question #2

Pennsylvania has a law requiring all able-bodied people on relief (including W.P.A.) to accept any job offered by a local government, no matter what kind of job it is. If they refuse to take the job, their relief is cut off. Do you favor this law?

Yes.....	81%
No.....	19

Reliefers Only

Yes.....	64%
No.....	36

Pennsylvania Only

Yes.....	84%
No.....	16

AUGUST 13 REPUBLICAN PRESIDENTIAL CANDIDATES

Interviewing Date 7/28-8/2/39
Survey #165-A

Question #5a

Asked of Republicans: Whom would you like to see the Republican party nominate for President in 1940?

Dewey.....	45%
Vandenberg.....	25
Taft.....	14
Hoover.....	6
Landon.....	3
Borah.....	2
Bricker.....	2
Others.....	3

Forty-one per cent expressed no opinion.

By Income

Upper

Dewey.....	39%
Vandenberg.....	31
Taft.....	14
Others.....	16

Middle

Dewey.....	46%
Vandenberg.....	23
Taft.....	13
Others.....	18

<i>Lower</i>	
Dewey.....	47%
Vandenberg.....	24
Taft.....	16
Others.....	13

<i>By Age</i>	
<i>21-29 Years</i>	
Dewey.....	56%
Vandenberg.....	19
Taft.....	13
Others.....	12

<i>30-49 Years</i>	
Dewey.....	47%
Vandenberg.....	24
Taft.....	12
Others.....	17

<i>50 Years and Over</i>	
Dewey.....	38%
Vandenberg.....	28
Taft.....	16
Others.....	18

<i>By Region</i>	
<i>Urban</i>	
Dewey.....	44%
Vandenberg.....	29
Taft.....	12
Others.....	15

<i>Small Towns</i>	
Dewey.....	52%
Vandenberg.....	17
Taft.....	15
Others.....	16

<i>Farms</i>	
Dewey.....	40%
Vandenberg.....	22
Taft.....	18
Others.....	20

**AUGUST 14
POLITICS**

Special Survey

Asked in Massachusetts: Which party would you like to see win the presidential election in 1940?

Republican.....	55%
Democratic.....	45

Asked in Massachusetts: If President Roosevelt runs for a third term in 1940, will you vote for him?

Yes.....	36%
No.....	64

Asked of Massachusetts Republicans: Whom would you like to see the Republican party nominate for President in 1940?

Dewey.....	45%
Lodge.....	14
Vandenberg.....	14
Taft.....	12
Hoover.....	8
Landon.....	2
Bridges.....	2
Others.....	3

Asked of Massachusetts Democrats: If Franklin Roosevelt does not run for a third term, whom would you like to see the Democratic party nominate for President in 1940?

Garner.....	55%
McNutt.....	12
Smith.....	5
Farley.....	5
Hull.....	4
Murphy.....	4
Kennedy.....	3
Hopkins.....	3
Others.....	9

**AUGUST 16
POLITICS**

Special Survey

Asked in Wisconsin: Which party would you like to see win the presidential election in 1940?

Republican..... 52%
Democratic..... 48

Asked of Wisconsin Republicans: Whom would you like to see nominated by the Republican party for President in 1940?

Dewey..... 37%
Vandenberg..... 24
Taft..... 16
Hoover..... 5
La Guardia..... 4
Others..... 14

**AUGUST 17
POLITICS**

Special Survey

Asked of Democrats between the ages of 20-29 years: Do you favor a third term for President Roosevelt?

Yes..... 52%
No..... 48

Asked of Democrats 20-29: If President Roosevelt runs for a third term in 1940, will you vote for him?

Yes..... 62%
No..... 38

Asked of Democrats 20-29: If Franklin Roosevelt is not a candidate for a third term, whom would you like to see the Democratic party nominate for President in 1940?

Garner..... 41%
McNutt..... 16
Hull..... 15
Farley..... 11
Hopkins..... 4
Murphy..... 2
Others..... 11

**AUGUST 20
EUROPEAN WAR**

Interviewing Date 7/28-8/2/39
Survey #165-B Question #3

If England and France have a war with Germany and Italy, do you think the United States will be drawn in?

Yes..... 76%
No..... 24

Twenty-five per cent expressed no opinion.

By Region

	Yes	No
New England.....	69%	31%
Middle Atlantic.....	74	26
East Central.....	78	22
West Central.....	78	22
South.....	75	25
West.....	75	25

By Political Affiliation

Democrats.....	76%	24%
Republicans.....	78	22
Others.....	71	29

**AUGUST 21
WORLD'S FAIR**

Special Survey

Asked of those who visited the World's Fair: Did you like or dislike the Fair?

Liked very much.....	83%
Liked moderately.....	14
Disliked.....	3

Asked of those who visited the World's Fair: Do you want to return?

Yes.....	84%
No.....	16

Asked of those who have not visited the World's Fair: Why have you not visited it?

Can't afford to go.....	63%
Can't get away.....	16
Not interested.....	9
Saw Chicago Fair — all fairs alike.....	3
Other reasons.....	9

AUGUST 23

PRESIDENT ROOSEVELT'S VOTER APPEAL

Interviewing Date 8/10-15/39
Survey #166-A Question #14c

In general, do you approve or disapprove of Franklin Roosevelt as President?

Favor.....	56.6%
Oppose.....	43.4

By Region

	<i>Favor</i>	<i>Oppose</i>
New England.....	51%	49%
Middle Atlantic.....	54	46
East Central.....	51	49
West Central.....	55	45
South.....	70	30
West.....	64	36

Reliefers Only

Favor.....	82%
Oppose.....	18

AUGUST 25

THANKSGIVING DAY

Interviewing Date 8/19-24/39
Survey #167-A Question #1

Do you approve or disapprove of President Roosevelt's plan to change Thanksgiving Day to one week earlier?

Approve.....	38%
Disapprove.....	62

Twenty per cent expressed no opinion.

By Political Affiliation

	<i>Approve</i>	<i>Disapprove</i>
Democrats.....	52%	48%
Republicans.....	21	79

AUGUST 27

CONGRESS

Interviewing Date 8/10-15/39
Survey #166-A Question #3

In general, do you think the present Congress has done a good job or a poor job?

Good job.....	57%
Poor job.....	43

Twenty-four per cent expressed no opinion.

By Political Affiliation

	<i>Good</i>	<i>Poor</i>
Democrats.....	52%	48%
Republicans.....	36	64

By Income

Upper.....	60%	40%
Middle.....	61	39
Lower.....	45	55

By Region

New England.....	62%	38%
Middle Atlantic.....	57	43
East Central.....	56	44
West Central.....	59	41
South.....	55	45
West.....	56	44

Interviewing Date 8/10-15/39
Survey #166-A

Question #5a

Do you think Congress was right in defeating President Roosevelt's three-billion-dollar lending bill?

Yes..... 68%
No..... 32

By Political Affiliation

	<i>Yes</i>	<i>No</i>
Democrats.....	51%	49%
Republicans.....	93	7

AUGUST 28

BUSINESS OUTLOOK

Interviewing Date 8/10-15/39
Survey #166-A

Question #2

Do you personally expect business conditions throughout the country to be more prosperous or less prosperous during the next six months than they are now?

More prosperous..... 64%
Less prosperous..... 36

Thirty-two per cent expressed no opinion.

By Region

	<i>More</i>	<i>Less</i>
New England.....	80%	20%
Middle Atlantic.....	66	34
East Central.....	61	39
West Central.....	55	45
South.....	72	28
West.....	63	37

AUGUST 30

JAPAN

Interviewing Date 8/10-15/39
Survey #166-A

Question #4a

Do you approve or disapprove of the Government's action in cancelling the American-Japanese treaty?

Approve..... 81%
Disapprove..... 19

Interviewing Date 8/10-15/39
Survey #166-A

Question #4b

At the end of six months, when the treaty expires, should the United States sell Japan any more war materials?

Yes..... 18%
No..... 82

Approximately 12% expressed no opinion.

SEPTEMBER 1

DANZIG AND POLISH CORRIDOR

Interviewing Date 8/19-24/39
Survey #167-A

Question #3b

Do you think Hitler's claims to Danzig are justified?

Yes..... 13%
No..... 87

Interviewing Date 8/19-24/39
Survey #167-B

Question #5b

Do you think Hitler's claims to the Polish Corridor are justified?

Yes..... 14%
No..... 86

Twenty-four per cent expressed no opinion.

Interviewing Date 8/19-24/39
Survey #167-A

Question #3a

Would you like to see England, France, and Poland agree to Germany's demands regarding Danzig?

Yes..... 12%
No..... 88

By Region		
	Yes	No
New England.....	15%	85%
Middle Atlantic.....	13	87
East Central.....	17	83
West Central.....	5	95
South.....	11	89
West.....	6	94

Interviewing Date 8/19-24/39
Survey #167-A

Question #5a

If war breaks out in Europe, do you think President Roosevelt should call a special session of Congress?

Yes.....	71%
No.....	29

Fifteen per cent expressed no opinion.

SEPTEMBER 3 NEUTRALITY

Interviewing Date 8/19-24/39
Survey #167-A

Question #5b

Should Congress change the present Neutrality Law so that the United States could sell war materials to England and France?

Yes.....	50%
No.....	50

Sixteen per cent expressed no opinion.

By Political Affiliation		
	Yes	No
Democrats.....	56%	44%
Republicans.....	47	53

By Region		
New England.....	49%	51%
Middle Atlantic.....	52	48
East Central.....	45	55
West Central.....	49	51
South.....	60	40
West.....	51	49

By Sex		
Men.....	53%	47%
Women.....	47	53

By age groups, persons 21-29 years old were the least in favor of changing the Neutrality Law.

SEPTEMBER 4 NATIONAL HOLIDAYS

Interviewing Date 8/19-24/39
Survey #167-A

Question #2

Would you approve or disapprove a plan to have all holidays like the Fourth of July celebrated on Mondays so as to make a longer weekend?

Approve.....	51%
Disapprove.....	49

By Region		
	Approve	Disapprove
New England.....	58%	42%
Middle Atlantic.....	57	43
East Central.....	51	49
West Central.....	35	65
South.....	41	59
West.....	46	54

SEPTEMBER 6 INTERNATIONAL POLICE FORCE

Interviewing Date 8/19-24/39
Survey #167-A

Question #4a

Do you think the time will come when there will be a strong international army or police force for maintaining world peace?

Yes.....	30%
No.....	70

Interviewing Date 8/19-24/39
Survey #167-A

Question #4b

Asked of those who responded in the affirmative: How soon do you think this will be possible?

25 years or less..... 60%
More than 25 years..... 40

Interviewing Date 8/19-24/39
Survey #167-A

Question #4c

Would you like to see the United States join in a movement to establish an international police force to maintain world peace?

Yes..... 53%
No..... 47

Fourteen per cent expressed no opinion.

By Political Affiliation

	Yes	No
Democrats.....	55%	45%
Republicans.....	46	54

**SEPTEMBER 8
EUROPEAN WAR**

Interviewing Date 9/1-6/39
Survey #168-SA

Question #7

Which country or countries do you consider responsible for causing the present war?

Germany..... 82%
England and France..... 3
Versailles Treaty..... 3
Poland..... 1
All others..... 5
No opinion..... 6

**SEPTEMBER 10
THE DRAFT**

Interviewing Date 9/1-6/39
Survey #168-SA

Question #9

Should the Constitution be changed to require a national vote before Congress could draft men for war overseas?

Yes..... 51%
No..... 49

Eight per cent expressed no opinion.

By Sex

	Yes	No
Men.....	44%	56%
Women.....	58	42

By Region

New England.....	51%	49%
Middle Atlantic.....	50	50
East Central.....	57	43
West Central.....	56	44
South.....	37	63
West.....	47	53

By Political Affiliation

Democrats.....	47%	53%
Republicans.....	52	48

**SEPTEMBER 11
JULIUS HEIL**

Special Survey

Asked in Wisconsin: In general do you approve or disapprove of Julius Heil as Governor?

Approve..... 42%
Disapprove..... 58

**SEPTEMBER 13
DEMOCRATIC PRESIDENTIAL
CANDIDATES**

Interviewing Date 8/19-24/39
Survey #167-A

Question #9b

Asked of Democrats: If Franklin Roosevelt is not a candidate, whom would you like to see nominated by the Democratic party for President in 1940?

Garner.....	45%
McNutt.....	21
Farley.....	10
Hull.....	10
Murphy.....	2
Clark.....	1
Hopkins.....	1
Barkley.....	1
Others.....	9

**SEPTEMBER 15
NEUTRALITY**

Interviewing Date 9/1-6/39
Survey #168-SA
Question #5
Should the United States allow its citizens to travel on ships of countries which are now at war?

Yes.....	18%
No.....	82

Four per cent expressed no opinion.

By Region

	Yes	No
New England.....	16%	84%
Middle Atlantic.....	19	81
East Central.....	14	86
West Central.....	18	82
South.....	16	84
West.....	22	78

By Political Affiliation

Democrats.....	17%	83%
Republicans.....	19	81

Interviewing Date 9/1-6/39
Survey #168-SA
Question #6
Should the United States allow American ships to carry goods anywhere, or should our ships be kept out of war zones?

Anywhere.....	16%
Keep out of war zones.....	84

Six per cent expressed no opinion.

By Region

	Any- where	Keep out of War zones
New England.....	17%	83%
Middle Atlantic.....	17	83
East Central.....	16	84
West Central.....	16	84
South.....	19	81
West.....	17	83

By Political Affiliation

Democrats.....	15%	85%
Republicans.....	17	83

**SEPTEMBER 18
MINNESOTA POLITICS**

Special Survey
Asked in Minnesota: In general, do you approve or disapprove of Harold Stassen as Governor?

Approve.....	81%
Disapprove.....	19

Asked in Minnesota: What party would you like to see win the presidential election in 1940?

Republican.....	50%
Democratic.....	50

**SEPTEMBER 18
EUROPEAN WAR**

Interviewing Date 8/30-9/5/39
Survey #167-S
Question #2a
Should we send our army and navy abroad to fight Germany?

Yes.....	16%
No.....	84

Six per cent expressed no opinion.

By Income		
	Yes	No
Upper.....	12%	88%
Middle.....	15	85
Lower (including relievers).....	20	80
Relievers only.....	21	79

By Sex		
Men.....	19%	81%
Women.....	12	88

By Political Affiliation		
Democrats.....	18%	82%
Republicans.....	13	87

Interviewing Date 8/30-9/5/39
Survey #167-S

Question #3

If it looks within the next few months as if England and France might be defeated, should the United States declare war on Germany and send our troops abroad?

Yes.....	44%
No.....	56

Ten per cent expressed no opinion.

By Political Affiliation		
	Yes	No
Democrats.....	46%	54%
Republicans.....	42	58

Interviewing Date 9/1-6/39
Survey #168-SA

Question #1b

Which side do you think will win the war?

Allies.....	82%
Germany.....	7
Qualified, no opinion.....	11

Interviewing Date 8/30-9/5/39
Survey #168-SA

Question #1a

About how long do you think the present war will last?

One year or less.....	49%
More than one year.....	51

SEPTEMBER 22 PRESIDENT ROOSEVELT'S VOTER APPEAL

Interviewing Date 9/13-18/39
Survey #169-B

Question #14c

In general, do you approve or disapprove of Franklin Roosevelt as President?

Approve.....	61%
Disapprove.....	39

By Region		
	Approve	Disapprove
New England.....	53%	47%
Middle Atlantic.....	58	42
East Central.....	59	41
West Central.....	60	40
South.....	72	28
West.....	65	35

Interviewing Date 9/13-18/39
Survey #169-B

Question #14d

How strongly do you feel about this?

Approve strongly.....	33%
Approve mildly.....	28
	<hr/>
	61%
Disapprove strongly.....	24%
Disapprove mildly.....	15
	<hr/>
	39%

SEPTEMBER 24 NEUTRALITY

Interviewing Date 9/13-18/39
Survey #169-A

Question #1

Do you think the Neutrality Law should be changed so that England and France could buy war supplies here?

Yes.....	57%
No.....	43

Nine per cent expressed no opinion.

By Political Affiliation

	Yes	No
Democrats.....	62%	38%
Republicans.....	54	46

Interviewing Date 9/13-18/39
Survey #169-A

Question #2a

If the Neutrality Act is changed should England and France be required to pay cash for goods or should we give them credit if they cannot pay?

Cash.....	90%
Credit.....	10

Three per cent expressed no opinion.

Interviewing Date 9/13-18/39
Survey #169-A

Question #2b

Should England and France be required to carry the goods away in their own ships?

Yes.....	94%
No.....	6

Four per cent expressed no opinion.

**SEPTEMBER 25
SOUTHERN POLITICS**

Special Survey

Asked in the South: Do you think the South would be better off if there were two political parties in the South of about equal strength, instead of only one strong party as at present?

Yes.....	57%
No.....	43

By Political Affiliation

	Yes	No
Democrats.....	45%	55%
Republicans.....	99	1

**SEPTEMBER 27
FOREIGN NEWS REPORTS**

Interviewing Date 9/13-18/39
Survey #169-A

Question #7

The British say that the trans-Atlantic liner Athenia was sunk by a German submarine. The Germans say they did not sink it. Do you believe the Germans sank the Athenia?

Germans sank it.....	60%
Germans did not.....	40

Interviewing Date 9/13-18/39
Survey #169-A

Question #8b

Do you have confidence in the news from Germany at the present time?

Yes, complete confidence.....	1%
Yes, some confidence.....	33
No confidence.....	66

Interviewing Date 9/13-18/39
Survey #169-A

Question #8a

Do you have confidence in the news from England and France at the present time?

Yes, complete confidence.....	8%
Yes, some confidence.....	62
No confidence.....	30

Approximately 5% expressed no opinion on these questions.

**SEPTEMBER 29
WAR WITH GERMANY**

Interviewing Date 9/13-18/39
Survey #169-A

Question #4

If Germany should defeat England, France, and Poland in the present war, do you think Germany would start a war against the United States sooner or later?

Yes..... 63%
 No..... 37

Seven per cent expressed no opinion.

**OCTOBER 1
 PRESIDENT ROOSEVELT**

Interviewing Date 9/21-26/39
 Survey #170-A Question #9a
*If President Roosevelt runs for a third term,
 will you vote for him?*

Yes..... 43%
 No..... 57

By Political Affiliation

	Yes	No
Democrats.....	66%	34%
Republicans.....	3	97

Interviewing Date 9/21-26/39
 Survey #170-A Question #10
*If the war is still going on next year, and if
 President Roosevelt runs for a third term,
 would you vote for him?*

Yes..... 52%
 No..... 48

By Political Affiliation

	Yes	No
Democrats.....	76%	24%
Republicans.....	10	90

**OCTOBER 2
 MILITARY TRAINING**

Interviewing Date 9/13-18/39
 Survey #169-A Question #9a
*Should the Civilian Conservation Corps
 camps be permitted to give military
 training to the young men who request it?*

Yes..... 90%
 No..... 10

Four per cent expressed no opinion.

**OCTOBER 4
 NEUTRALITY**

Interviewing Date 9/21-26/39
 Survey #170-A Question #3a
*Do you think Congress should change the
 Neutrality Law so that England and France
 could buy war supplies here?*

Yes..... 62%
 No..... 38

Strongly in favor.....	41%
Mildly in favor.....	21
Strongly opposed.....	25
Mildly opposed.....	13

Eleven per cent expressed no opinion.

By Region

	Yes	No
New England.....	56%	44%
Middle Atlantic.....	65	35
East Central.....	57	43
West Central.....	55	45
South.....	77	23
West.....	65	35

By Sex

Men.....	64%	36%
Women.....	58	42

By Income

Upper.....	59%	41%
Middle.....	64	36
Lower.....	62	38

By Age

21-29 Years.....	56%	44%
30-49 Years.....	64	36
50 Years and over.....	63	37

**OCTOBER 6
WAR WITH GERMANY**

Interviewing Date 9/24-29/39
Survey #171-A

Question #6a

What should be the policy in the present European war? Should we declare war and send our army and navy abroad to fight Germany?

Yes..... 5%
No..... 95

By Nationality

Persons whose fathers were born in:

	Yes	No
United States.....	5%	95%
Russia.....	3	97
Italy.....	4	96
Germany.....	3	97
Ireland.....	4	96
Canada.....	7	93
Austria.....	7	93
England.....	8	92
Poland.....	11	89
Others.....	4	96

**OCTOBER 8
DEFENSE OF WESTERN
HEMISPHERE**

Interviewing Date 9/24-29/39
Survey #171-A

Question #2

If Canada is actually invaded by any European power, do you think the United States should use its army and navy to aid Canada?

Yes..... 73%
No..... 27

Seven per cent expressed no opinion.

Interviewing Date 9/24-29/39
Survey #171-A

Question #3

If Cuba or any other country within 1,500 miles of the Panama Canal is actually in-

vaded by any European power, do you think the United States should fight to keep the European country out?

Yes..... 72%
No..... 28

Eleven per cent expressed no opinion.

Interviewing Date 9/24-29/39
Survey #171-A

Question #4

If Brazil, Chile, or any other South American country is actually invaded by any European power, do you think the United States should fight to keep that European country out?

Yes..... 53%
No..... 47

Thirteen per cent expressed no opinion.

**OCTOBER 9
UNIVERSAL MILITARY TRAINING**

Interviewing Date 9/21-26/39
Survey #170-A

Question #1a

Do you think every able-bodied young man 20 years old should be made to serve in the army or the navy for one year?

Yes..... 39%
No..... 61

Five per cent expressed no opinion.

**OCTOBER 11
NEUTRALITY**

Interviewing Date 10/5-10/39
Survey #172-A

Question #1a

Do you think Congress should change the Neutrality Law so that England and France or any other nations can buy war supplies here?

Yes..... 60%
 No..... 40

Among those voters who want to see the arms embargo lifted, the chief reason is economic — that such a step might help American business and reduce unemployment. The second reason is one of sympathy for England and France. Those voters who think the Neutrality Act should remain unchanged and the arms embargo kept in force argue principally that to lift the embargo would lead the United States into war.

**OCTOBER 13
 REPUBLICAN PRESIDENTIAL
 CANDIDATES**

Interviewing Date 10/5-10/39
 Survey #172-A Question #8a

Asked of Republicans: Whom would you like to see nominated by the Republican party for President in 1940?

Dewey..... 39%
 Vandenberg..... 27
 Taft..... 17
 Hoover..... 5
 Landon..... 4
 Borah..... 3
 Lindbergh..... 1
 Bricker..... 1
 Others..... 3

Fourteen per cent expressed no opinion.

**OCTOBER 16
 NEUTRALITY**

Interviewing Date 9/13-18/39
 Survey #169-A Question #1b, 2a

In what country was your father born? Do you think Congress should change the Neutrality Law so that England, France, or any other nation can buy war supplies here?

By Nationality

Persons whose fathers were born in:

	Yes	No
United States.....	60%	40%
Great Britain.....	68	32
Russia.....	67	33
Ireland.....	61	39
Canada.....	60	40
Italy.....	55	35
Germany.....	45	55
Others.....	58	42

**OCTOBER 16
 PARTY STRENGTH**

Interviewing Date 9/24-29/39
 Survey #171-A Question #10b

Which party do you think will win the presidential election in 1940?

Democratic..... 65%
 Republican..... 35

Twenty-seven per cent expressed no opinion.

By Region

	Democratic	Republican
New England.....	59%	41%
Middle Atlantic.....	63	37
East Central.....	61	39
West Central.....	58	42
South.....	81	19
West.....	73	27

Interviewing Date 9/24-29/39
 Survey #171-A Question #10a

Which party would you like to see win the presidential election in 1940?

Democratic..... 57%
 Republican..... 43

Twenty-four per cent expressed no opinion.

**OCTOBER 18
EUROPEAN WAR**

Interviewing Date 10/5-10/39
Survey #173-A Question #4a

Hitler says that the Polish question is settled and England and France have no reason to continue the war with Germany. Do you agree?

Yes..... 14%
No..... 86

Thirteen per cent expressed no opinion.

**OCTOBER 20
EUROPEAN WAR**

Interviewing Date 10/5-10/39
Survey #172 Question #5

If it appears that Germany is defeating England and France, should the United States declare war on Germany and send our army and navy to Europe to fight?

Yes..... 29%
No..... 71

**OCTOBER 23
EUROPEAN WAR**

Interviewing Date 10/5-10/39
Survey #172-A Question #3

Which side do you want to see win the war?

Allies..... 84%
Germany..... 2
No opinion, neutral..... 14

Interviewing Date 10/5-10/39
Survey #172-A Question #5

What should be the policy of the United States in the present European war— Should we declare war on Germany and

send our army and navy abroad to fight or should we not send our armed forces overseas?

Should fight..... 5%
Should not fight..... 95

Interviewing Date 10/5-10/39
Survey #172-A Question #4a

Do you think the United States should do everything possible to help England and France win the war, except go to war ourselves?

Yes..... 62%
No..... 38

Interviewing Date 10/5-10/39
Survey #172-B Question #1

Do you think Congress should make changes in the Neutrality Law so that England and France or any other nation can buy war supplies, including arms and airplanes, in the United States?

Yes..... 60%
No..... 40

By Region

	Yes	No
New England.....	56%	44%
Middle Atlantic.....	59	41
East Central.....	57	43
West Central.....	60	40
South.....	75	25
West.....	68	42

Interviewing Date 10/5-10/39
Survey #172-A Question #4b

Do you think the United States should do everything possible to help England and France win the war, even at the risk of getting into the war ourselves?

Yes..... 34%
No..... 66

**OCTOBER 25
EUROPEAN WAR**

Interviewing Date 10/12-17/39
Survey #173-A

Question #1

Do you think the United States will go into the war in Europe, or do you think we will stay out of the war?

Will go in..... 46%
Will stay out..... 54

Thirteen per cent expressed no opinion.

By Region

	<i>Will Go In</i>	<i>Will Stay Out</i>
New England.....	50%	50%
Middle Atlantic.....	41	59
East Central.....	45	55
West Central.....	49	51
South.....	50	50
West.....	51	49

**OCTOBER 26
PRESIDENT ROOSEVELT'S
VOTER APPEAL**

Interviewing Date 10/5-10/39
Survey #172-A

Question #9c

In general, do you approve or disapprove of Franklin Roosevelt as President?

Approve..... 64.9%
Disapprove..... 35.1

By Region

	<i>Approve</i>	<i>Disapprove</i>
New England.....	59%	41%
Middle Atlantic.....	65	35
East Central.....	61	39
West Central.....	63	37
South.....	76	24
West.....	67	33

By Income

Upper.....	46%	54%
Middle.....	62	38
Lower.....	78	22

**OCTOBER 29
NEUTRALITY**

Special Survey

Do you think Congress should make changes in the Neutrality Law so that England and France or any other nation can buy war materials, including arms and airplanes, in the United States?

Yes..... 58%
No..... 42

**OCTOBER 30
INTERNATIONAL CONFERENCE**

Interviewing Date 10/12-17/39
Survey #173-A

Question #5a

Would you favor a conference of the leading nations of the world to try to end the present war and settle Europe's problems?

Yes..... 69%
No..... 31

Interviewing Date 10/12-17/39
Survey #173-A

Question #5b

If such a conference is called, should the United States take part in it?

Yes..... 50%
No..... 50

By Political Affiliation

	<i>Yes</i>	<i>No</i>
Democrats.....	52%	48%
Republicans.....	45	55
Others.....	54	46

**NOVEMBER 1
DIES COMMITTEE**

Interviewing Date 10/20-25/39
Survey #174-A Question #13

Do you think Congress should provide money to continue the Dies Committee for another year?

Yes..... 53%
No..... 14
No opinion..... 33

By Political Affiliation

Democrats

Yes..... 52%
No..... 16
No opinion..... 32

Republicans

Yes..... 63%
No..... 11
No opinion..... 26

**NOVEMBER 3
NEUTRALITY**

Interviewing Date 10/26-31/39
Survey #175-A Question #1a

Do you think Congress should make changes in the Neutrality Law so that England and France, or any other nations, can buy war materials, including arms and airplanes, in the United States?

Yes..... 56%
No..... 44

Interviewing Date 10/26-31/39
Survey #175-B Question #1a

Do you think Congress should repeal the existing arms embargo in the Neutrality Law so that nations at war can buy airplanes, arms, and munitions in the United States?

Yes..... 56%
No..... 44

Special Survey

Asked of persons listed in Who's Who in America: Do you think Congress should make changes in the Neutrality Law so that England and France, or any other nations can buy war materials, including arms and airplanes, in the United States?

Yes..... 78%
No..... 22

**NOVEMBER 5
PRESIDENT ROOSEVELT**

Interviewing Date 10/20-25/39
Survey #174-A Question #9a

Do you think President Roosevelt will run for a third term?

Yes..... 57%
No..... 43

By Political Affiliation

	<i>Yes</i>	<i>No</i>
Democrats.....	72%	28%
Republicans.....	31	69

Interviewing Date 10/20-25/39
Survey #176-A Question #9b

Do you think President Roosevelt will be elected if he runs?

Yes..... 56%
No..... 44

**NOVEMBER 6
DEMOCRATIC PRESIDENTIAL
CANDIDATES**

Interviewing Date 10/26-31/39
Survey #175-A Question #8a

Asked of Democrats: Whom would you like to see elected President in 1940?

Roosevelt.....	83%
Garner.....	8
McNutt.....	3
Hull.....	3
Farley.....	1
Others.....	2

Interviewing Date 10/26-31/39
Survey #175-A

Question #8b

Asked of Democrats: If President Roosevelt is not a candidate, whom would you like to see elected?

Garner.....	45%
McNutt.....	18
Hull.....	13
Farley.....	8
Murphy.....	3
Smith.....	2
Barkley.....	1
Ickes.....	1
Clark.....	1
Others.....	8

**NOVEMBER 8
WORLD WAR I**

Interviewing Date 10/20-25/39
Survey #174-A

Question #3a

Do you think it was a mistake for the United States to enter the World War?

Yes.....	68%
No.....	32

**NOVEMBER 10
REPUBLICAN PRESIDENTIAL
CANDIDATES**

Interviewing Date 10/26-31/39
Survey #175-A

Question #8a

Asked of Republicans: Whom would you like to see elected President in 1940?

Dewey.....	39%
Vandenberg.....	26

Taft.....	18
Hoover.....	5
Landon.....	3
Borah.....	3
Lindbergh.....	1
Lodge.....	1
Others.....	4

Interviewing Date 10/26-31/39
Survey #175-A

Question #8b

Asked of Republicans: If it came to a choice among Robert Taft, Thomas Dewey, and Arthur Vandenberg for President, which one would you prefer?

Dewey.....	44%
Vandenberg.....	31
Taft.....	25

**NOVEMBER 12
ARMED FORCES**

Interviewing Date 9/24-29/39
Survey #171-A

Question #1a

Do you think the United States should increase the size of the army?

Yes.....	86%
No.....	14

Interviewing Date 9/24-29/39
Survey #171-A

Question #2a

Asked of those who replied in the affirmative: Would you be willing to pay more money in taxes to support a larger army?

Yes.....	64%
No.....	36

Interviewing Date 9/24-29/39
Survey #171-A

Question #1b

Do you think the United States should increase the size of the navy?

Yes.....	88%
No.....	12

Interviewing Date 9/24-29/39
Survey #171-A

Question #2b

Asked of those who replied in the affirmative: Would you be willing to pay more money in taxes to support a larger navy?

Yes..... 67%
No..... 33

Interviewing Date 9/24-29/39
Survey #171-A

Question #1c

Do you think the United States should increase the size of the air force?

Yes..... 91%
No..... 9

Interviewing Date 10/12-17/39
Survey #173-A

Question #2c

Asked of those who replied in the affirmative: Would you be willing to pay more money in taxes to support a larger air force?

Yes..... 70%
No..... 30

NOVEMBER 13 WAR DEBT

Interviewing Date 10/26-31/39
Survey #175-A

Question #6

Would you be willing to have the United States trade the war debts which Great Britain owes us for some islands in the West Indies near the Panama Canal?

Yes..... 66%
No..... 34

NOVEMBER 15 ADOLF HITLER

Interviewing Date 10/26-31/39
Survey #175-A

Question #3a

Do you think the people of Germany are in favor of Hitler?

Yes..... 34%
No..... 66

By Income

	Yes	No
Upper.....	43%	57%
Middle.....	34	66
Lower.....	30	70

NOVEMBER 16 PENNSYLVANIA POLITICS

Special Survey

Asked in Pennsylvania: Do you approve or disapprove of Arthur James as governor?

Approve..... 55%
Disapprove..... 45

By Community Size

	Approve	Disapprove
Rural.....	65%	35%
Small towns.....	55	45

Asked in Pennsylvania: What party would you like to see win the presidential election in 1940?

Republican..... 52%
Democratic..... 48

NOVEMBER 19 PARTY STRENGTH

Interviewing Date 10/12-17/39
Survey #173-A

Question #9

Which party would you like to see win the presidential election in 1940?

Democratic..... 54%
Republican..... 46

Twenty per cent expressed no opinion.

By Region

	Democratic	Republican
New England.....	44%	56%
Middle Atlantic.....	51	49
East Central.....	50	50
West Central.....	51	49
South.....	77	23
West.....	59	41

**NOVEMBER 19
POLITICS**

Special Survey

Asked of a cross section of Democrats listed in Who's Who in America: Whom would you like to see elected President in 1940?

Roosevelt.....	60%
Hull.....	15
Garner.....	12
Murphy.....	3
Wallace.....	2
Others.....	8

Asked of a cross section of Democrats listed in Who's Who in America: If Franklin Roosevelt is not a candidate, whom would you like to see elected President in 1940?

Hull.....	38%
Garner.....	21
Wallace.....	6
Murphy.....	5
McNutt.....	5
William Douglas.....	4
Others.....	21

Asked of a cross section of Republicans listed in Who's Who in America: Whom would you like to see elected President in 1940?

Vandenberg.....	26%
Taft.....	24
Hoover.....	20
Dewey.....	19
Borah.....	2
Others.....	9

**NOVEMBER 22
PRESIDENT ROOSEVELT'S
VOTER APPEAL**

Interviewing Date 10/26-31/39
Survey #175-A Question #9c

In general, do you approve or disapprove of Franklin Roosevelt as President?

Approve.....	62.7%
Disapprove.....	37.3

By Income

	Approve	Disapprove
Upper.....	43%	57%
Middle.....	60	40
Lower.....	76	24

**NOVEMBER 24
RELIEFERS**

Special Survey

The Government has tried out a food stamp plan which lets people on relief buy certain surplus farm products below their regular selling price. The Government makes up the difference to the merchant. Do you approve or disapprove of this plan?

Approve.....	70%
Disapprove.....	30

Twelve per cent expressed no opinion.

By Political Affiliation

	Approve	Disapprove
Democrats.....	80%	20%
Republicans.....	60	40

Would you approve of extending the food stamp plan to families earning less than \$20 a week as well as to persons on relief?

Yes..... 57%
No..... 43

**NOVEMBER 26
GOVERNMENT PENSIONS**

Interviewing Date 11/10-15/39
Survey #176-A Question #2a

Do you believe in Government old-age pensions?

Yes..... 90%
No..... 10

Interviewing Date 11/10-15/39
Survey #176-A Question #2b

Asked of those who replied in the affirmative: Do you think pensions should be given to old people who are in need, or to all old people?

Needy only..... 77%
All old people..... 23

**NOVEMBER 26
PRESIDENT ROOSEVELT**

Special Survey

Asked of persons listed in Who's Who in America: Do you think President Roosevelt will run for a third term in 1940?

Will run..... 54%
Will not run..... 46

Asked of persons listed in Who's Who in America: Do you think President Roosevelt will be elected if he does run?

Will be elected..... 45%
Will not be elected..... 55

**NOVEMBER 29
THE COMMUNIST PARTY**

Interviewing Date 11/10-15/39
Survey #176-A Question #6

Which of these statements (on card) best describes your opinion about the Communist party in the United States?

The Communist party in this country takes orders directly from Russia..... 25%
The policies of the Communist party in the United States are decided on by Communists in this country in consultation with Russia..... 27
The policies of the American Communist party are decided entirely by Communists in the United States..... 9
Know nothing about the Communist party..... 39

**DECEMBER 1
BUSINESS PROSPERITY**

Interviewing Date 11/10-15/39
Survey #176-B Question #14

Do you think business would be more prosperous or less prosperous, if we had a Republican President in the White House?

**By Political Affiliation
Democrats**

More prosperous..... 10%
Less prosperous..... 50
No difference..... 40

Republicans

More prosperous..... 79%
Less prosperous..... 2
No difference..... 19

**DECEMBER 3
WORLD WAR I**

Interviewing Date 10/20-25/39
Survey #174-A Question #3b

Why do you think we entered the last war?

America was the victim of propaganda and selfish interests	34%
America had a just cause	26
America entered for its safety	18
Other reasons	8
No opinion	14

**DECEMBER 4
MOST IMPORTANT PROBLEM**

Interviewing Date 11/10-15/39
Survey #176-A Question #1

What do you think is the most important problem before the American people today?

Keeping out of war	47%
Solving unemployment	24
Recovery for business	6
Adjustment of labor problems	3
Threats to democratic institutions	3
Adequate relief	3
Balancing the budget	2
Farm aid	1
Old-age pensions	1
Spiritual needs	1
Others	9

**DECEMBER 6
PRESIDENTIAL TRIAL HEAT**

Interviewing Date 12/1-5/39
Survey #178-A Question #5

If Thomas Dewey runs for President on the Republican ticket against Franklin Roosevelt running for a third term on the Democratic ticket, which would you prefer?

Roosevelt	54%
Dewey	46

By Political Affiliation

	<i>Roosevelt</i>	<i>Dewey</i>
Democrats	88%	12%
Republicans	8	92

By Age

21-29 Years	57%	43%
30-49 Years	52	48
50 Years and over	48	52

By Income

Upper	33%	67%
Middle	49	51
Lower	66	34
Reliefers	73	27

**DECEMBER 8
WAR WITH GERMANY**

Interviewing Date 10/26-31/39
Survey #175-B Question #2

Should the United States declare war on Germany and send her army and navy abroad to fight?

Yes	4%
No	96

**DECEMBER 9
EUROPEAN WAR**

Interviewing Date 11/17-22/39
Survey #177-B Question #9

If England and France defeat Germany, should the peace treaty be more severe on Germany or less severe than the treaty at the end of the last war?

More severe	58%
Less severe	36
About the same	6

Seventeen per cent expressed no opinion.

**DECEMBER 10
LABOR UNIONS**

Interviewing Date 11/17-22/39
Survey #177-A Question #5a

Are you in favor of labor unions?

Yes..... 74%
 No..... 26

Interviewing Date 11/17-22/39
 Survey #177-A Question #5b

Do you think labor unions should be regulated to a greater extent by the Federal Government?

Yes..... 79%
 No..... 21

By Region

	Yes	No
Urban centers	78%	22%
Small towns.....	77	23
Farms.....	84	16

Interviewing Date 11/17-22/39
 Survey #177-B Question #8a

Do you think it would be a good thing for business if the A.F.L. and the C.I.O. got together?

Yes..... 93%
 No..... 7

Union Members Only

Yes..... 94%
 No..... 6

Interviewing Date 11/17-22/39
 Survey #177-B Question #8b

Do you think it would be a good thing for labor if the A.F.L. and the C.I.O. got together?

Yes..... 95%
 No..... 5

Union Members Only

Yes..... 93%
 No..... 7

**DECEMBER 13
 PARTY BEST ABLE TO
 MAINTAIN PEACE**

Interviewing Date 12/2-7/39
 Survey #178-A Question #7

Which political party do you think is more likely to keep us out of war — the Republican or the Democratic?

Republican..... 21%
 Democratic..... 27
 No difference..... 52

By Political Affiliation

Republicans

Republican..... 42%
 Democratic..... 3
 No difference..... 55

Democrats

Republican..... 5%
 Democratic..... 48
 No difference..... 47

**DECEMBER 13
 BRITISH CONDUCT OF THE WAR**

Special Survey

Asked in Great Britain by the Gallup affiliate: Are you satisfied or dissatisfied with the Government's conduct of the war?

Satisfied..... 61%
 Dissatisfied..... 18
 War should be stopped, no opinion..... 21

By Political Affiliation

	Government Voters	Opposition Voters
Satisfied.....	74%	46%
Dissatisfied.....	10	31
War should be stopped, no opinion.....	16	23

**DECEMBER 15
DIES COMMITTEE**

Interviewing Date 12/2-7/39
Survey #178-A

Question #4a

Do you think Congress should provide money to continue the Dies Committee another year?

Should..... 75%
Should not..... 25

Interviewing Date 12/2-7/39
Survey #178-A

Question #4b

What is your opinion regarding the Dies Committee?

Congress should appoint some other committee to do the work..... 12%
Congress should provide money so the Dies Committee can continue for another year..... 75
The investigations should be discontinued..... 13

**DECEMBER 17
FREIGHT TRUCKS**

Special Survey

Do you think freight trucks should be kept off highways during certain hours on Sundays and holidays?

Yes..... 67%
No..... 33

By Age

	Yes	No
21-29 Years.....	66%	34%
30-49 Years.....	65	35
50 Years and over.....	72	28

**DECEMBER 18
LOUISIANA POLITICS**

Special Survey

Asked of Louisiana voters: Do you think elections in Louisiana in recent years have been honestly conducted?

Yes..... 25%
No..... 60
No opinion..... 15

Do you think that if the present state administration is returned to office next year it will clean house in the state government?

Yes..... 30%
No..... 51
No opinion..... 19

Do you think that the state courts are honest?

Yes..... 27%
No..... 45
No opinion..... 28

During this Louisiana survey, 20% indicated that they were afraid to talk for fear of political reprisals or for other reasons, even though voters were given every assurance as to the confidential nature of the interview.

**DECEMBER 20
HUEY LONG**

Special Survey

Asked in Louisiana: Taking everything into consideration, do you think that Huey P. Long was a bad or a good influence in Louisiana?

Good influence..... 60%
Bad influence..... 24
Both good and bad..... 16

Nine per cent expressed no opinion.

**DECEMBER 22
LOUISIANA POLITICS**

Special Survey

Asked in Louisiana: For which candidate do you intend to vote for Governor next month?

Earl Long.....	34%
Sam Jones.....	34
Jimmy Noe.....	20
James Morrison.....	10
Vincent Moseley.....	2

**DECEMBER 24
TAXES FOR DEFENSE**

Interviewing Date 12/2-7/39
Survey #178-A Question #2

If Congress decides to increase the army and navy, should this increase be paid for by extra taxes next year or by borrowing more money?

Extra taxes.....	58%
More borrowing.....	42

Twenty-five per cent expressed no opinion. The number of persons undecided was considerably higher (31%) in the lower income group than among higher income voters (19%).

By Political Affiliation

	Taxes	Borrowing
Democrats.....	55%	45%
Republicans.....	61	39

By Income

Upper.....	66%	34%
Middle.....	60	40
Lower (including relievers). . .	48	52
Relievers only.....	44	56

**DECEMBER 24
GERMAN MUSIC AND LANGUAGE**

Special Survey

Do you think orchestras and bands in this country should stop playing German music?

Yes.....	9%
No.....	91

Six per cent expressed no opinion.

By Age

	Yes	No
21-29 Years.....	4%	96%
30-49 Years.....	8	92
50 Years and over.....	13	87

Do you think American colleges and high schools should stop teaching the German language?

Yes.....	12%
No.....	88

Six per cent expressed no opinion.

By Age

	Yes	No
21-29 Years.....	6%	94%
30-49 Years.....	11	89
50 Years and over.....	18	82

**DECEMBER 27
PRESIDENT ROOSEVELT'S
VOTER APPEAL**

Interviewing Date 12/2-7/39
Survey #178-A Question #14c

In general, do you approve or disapprove today of Franklin Roosevelt as President?

Approve.....	63.5%
Disapprove.....	36.5

By Income

	Approve	Disapprove
Upper.....	42%	58%
Middle.....	61	39
Lower.....	76	24

**DECEMBER 29
NEVILLE CHAMBERLAIN**

Special Survey

Asked in Great Britain: In general do you approve or disapprove of Mr. Chamberlain as Prime Minister?

Approve.....	71%
Disapprove.....	29

Asked in Great Britain: Are you satisfied or dissatisfied with the Government's conduct of the war?

Satisfied	61%
Dissatisfied	18
"Just stop the war"	11
No opinion	10

**DECEMBER 31
MOST INTERESTING NEWS EVENTS**

Interviewing Date 12/2-7/39
Survey #178

Question #10

Which two of these news events of 1939 interested you most? (on card)

The following are listed according to frequency of mention:

- England and France declare war on Germany.
- Special session of Congress lifts arms embargo.
- Attempt on Hitler's life in Munich bombing.
- Scuttling of the *Graf Spee*.
- German "blitzkrieg" in Poland.
- Visit of the King and Queen of England.
- Russia's invasion of Finland.
- Germany seizes Bohemia and Moravia.
- Roosevelt's Thanksgiving proclamation.
- Russo-German treaty of friendship.

By Sex

Men

- England and France declare war on Germany.
- Special session of Congress lifts arms embargo.

- Attempt on Hitler's life in Munich bombing.
- German "blitzkrieg" in Poland.
- Russia's invasion of Finland.
- Scuttling of the *Graf Spee*.
- Germany seizes Bohemia and Moravia.
- Russo-German treaty of friendship.
- Dies Committee hearings.
- Yankees win fourth straight World's Series.

Women

- England and France declare war on Germany.
- Special session of Congress lifts arms embargo.
- Scuttling of the *Graf Spee*.
- Visit of the King and Queen of England.
- Attempt on Hitler's life in Munich bombing.
- German "blitzkrieg" in Poland.
- Russia's invasion of Finland.
- Roosevelt's Thanksgiving proclamation.
- Germany seizes Bohemia and Moravia.
- Sinking of submarines *Squalus* and *Phoenix*.


**DECEMBER 31
RUSSO-FINNISH WAR**

Interviewing Date 12/14-19/39
Survey #179

Question #4a

In the present crisis, are your sympathies with Finland or Russia?

Finland	88%
Russia	1
Neutral, no opinion	11



1940

JANUARY 3 DEMOCRATIC PRESIDENTIAL CANDIDATES

Interviewing Date 12/24-29/39
Survey #180-A Question #11a

Asked of Democrats: Whom would you like to see nominated by the Democratic party for President in 1940?

Roosevelt.....	78%
Garner.....	13
McNutt.....	4
Hull.....	2
Murphy.....	1
Farley.....	1
Others.....	1

Twenty-five per cent expressed no opinion.

Interviewing Date 12/24-29/39
Survey #180-A Question #11b

Asked of Democrats: If Franklin Roosevelt is not a candidate, whom would you like to see nominated?

Garner.....	58%
McNutt.....	17
Hull.....	8
Farley.....	5
Others.....	12

Fifty-two per cent expressed no opinion.

JANUARY 5 DIES COMMITTEE

Interviewing Date 12/24-29/39
Survey #180-A Question #3a

Have you heard or read about the Dies Committee?

Yes.....	74%
No.....	26

Interviewing Date 12/24-29/39
Survey #180-A Question #3b

Asked of those who responded in the affirmative: Which of the following do you consider more important for the Dies Committee to investigate — Communist activities in this country, or Nazi activities in this country?

Communist activities.....	70%
Nazi activities.....	30

Twenty-five per cent expressed no opinion.

JANUARY 7 REPUBLICAN PRESIDENTIAL CANDIDATES

Interviewing Date 11/17-22/39
Survey #177-A Question #9c

Asked of Republicans: Whom would you like to see the Republican party nominate for President this year?

Dewey.....	60%
Vandenberg.....	16
Taft.....	11
Hoover.....	5
James.....	1
Lodge.....	1
Bricker.....	1
Borah.....	1
Landon.....	1
Others.....	3

Thirty-seven per cent expressed no opinion.

By Age

	<i>Naming Dewey</i>
21-29 Years	72%
30-49 Years	61
50 Years and over	53

**JANUARY 8
NEW YEAR RESOLUTIONS**

Interviewing Date 12/24-29/39
Survey #180-A Question #4a

Are you going to make any New Year resolutions?

Yes	17%
No	83

Interviewing Date 12/24-29/39
Survey #180-A Question #4b

Asked of those who replied in the affirmative: What New Year resolutions do you plan to make?

The following are listed according to frequency of mention:

- Better myself in my business or job
- Save more money
- Stop smoking
- Stop drinking
- Improve my character

**JANUARY 10
WORKS PROJECTS ADMINISTRATION**

Interviewing Date 12/24-29/39
Survey #180-A Question #7a

Should people on W.P.A. be allowed to form W.P.A. unions?

Yes	21%
No	79

Ten per cent expressed no opinion.

Interviewing Date 12/24-29/39
Survey #180-A Question #7b

Do you think people on W.P.A. should have the right to strike?

Yes	15%
No	85

Ten per cent expressed no opinion.

**JANUARY 12
PRESIDENT ROOSEVELT**

Interviewing Date 12/24-29/39
Survey #180-A Question #13c

In general, do you approve or disapprove today of Franklin Roosevelt as President?

Approve	63.5%
Disapprove	36.5

Interviewing Date 12/15-20/39
Survey #179-A Question #11

If President Roosevelt runs for a third term will you vote for him?

Yes	46%
No	54

By Political Affiliation

	<i>Yes</i>	<i>No</i>
Democrats	79%	21%
Republicans	7	93

**JANUARY 12
VIEWS OF LEADING
AMERICAN WRITERS**

Special Survey
Asked of American writers by the Gallup Poll in collaboration with *The Saturday Review of Literature*.

Do you think the United States will go into war in Europe or do you think we will stay out of the war?

Go in..... 31%
 Stay out..... 69

Twenty-four per cent expressed no opinion.

Do you think the United States should declare war on Germany and send our army and navy abroad to fight?

Yes..... 6%
 No..... 94

Ten per cent expressed no opinion.

What party would you like to see win the presidential election in 1940?

Democratic..... 70%
 Republican..... 30

Twenty-two per cent expressed no opinion.

In general do you approve or disapprove of Franklin Roosevelt as President?

Approve..... 69%
 Disapprove..... 31

Seven per cent expressed no opinion.

If President Roosevelt runs for a third term will you vote for him?

Yes..... 53%
 No..... 47

Thirteen per cent expressed no opinion.

Do you think Congress should provide money to continue the Dies Committee another year?

Yes..... 43%
 No..... 57

Five per cent expressed no opinion.

Do you think the Wagner Labor Act should be revised, repealed, or left unchanged?

Revised..... 57%
 Repealed..... 9
 Left unchanged..... 34

Sixteen per cent expressed no opinion.

Which country or countries do you consider responsible for the present war?

Germany..... 54%
 England and France..... 3
 Both sides..... 19
 All countries..... 8
 Versailles Treaty..... 5
 Others..... 8
 No opinion..... 3

About how long do you think the war in Europe will last?

Less than one year..... 10%
 One year..... 13
 Two years..... 31
 Three years..... 12
 Four years..... 6
 Five years or more..... 28

Fifty-one per cent expressed no opinion.

Which side do you think will win?

England and France..... 59%
 Germany..... 1
 An agreement will be reached..... 14
 Russia..... 5
 Qualified answers..... 4
 No opinion..... 17

Whom would you like to see elected President in 1940?

By Political Affiliation

Democrats

Roosevelt..... 74%
 Hull..... 8
 Byrd..... 5
 Murphy..... 5
 Douglas..... 2

Lehman.....	2
Wheeler.....	1
Eleanor Roosevelt.....	1
Wallace.....	1
McNutt.....	1

Twenty-seven per cent expressed no opinion.

Republicans

Dewey.....	50%
Vandenberg.....	20
Hoover.....	14
Taft.....	10
J.P. Morgan.....	3
Stone.....	3

Thirty-two per cent expressed no opinion.

Third Parties

Thomas.....	40%
La Guardia.....	20
Others.....	40

Forty-eight per cent expressed no opinion.

For which presidential candidate did you vote in 1936?

Roosevelt.....	66%
Landon.....	25
Lemke.....	1
Thomas.....	6
Browder.....	2

Fourteen per cent did not vote.

JANUARY 14

PARTY AFFILIATION

Interviewing Date 12/24-29/39
Survey #180-A

Question #2

In politics do you consider yourself a Democrat, Independent, Socialist, or Republican?

Democrat.....	42%
Republican.....	38

Independent.....	19
Socialist, other.....	1

Four per cent expressed no opinion.

By Region

New England

Democrat.....	27%
Republican.....	43
Independent.....	28
Socialist, other.....	2

Middle Atlantic

Democrat.....	39%
Republican.....	41
Independent.....	19
Socialist, other.....	1

East Central

Democrat.....	38%
Republican.....	42
Independent.....	20
Socialist, other.....	*

West Central

Democrat.....	38%
Republican.....	42
Independent.....	19
Socialist, other.....	1

South

Democrat.....	70%
Republican.....	20
Independent.....	10
Socialist, other.....	*

West

Democrat.....	45%
Republican.....	34
Independent.....	20
Socialist, other.....	1

*Less than 1%.

By Occupation
Professional

Democrat.....	29%
Republican.....	44
Independent.....	25
Socialist, other.....	2

Businessmen

Democrat.....	29%
Republican.....	48
Independent.....	22
Socialist, other.....	1

Skilled

Democrat.....	44%
Republican.....	36
Independent.....	19
Socialist, other.....	1

Semiskilled

Democrat.....	47%
Republican.....	33
Independent.....	18
Socialist, other.....	2

White Collar

Democrat.....	40%
Republican.....	36
Independent.....	22
Socialist, other.....	2

Farmers

Democrat.....	49%
Republican.....	38
Independent.....	12
Socialist, other.....	1

Farmers Outside South Only

Democrat.....	40%
Republican.....	45
Independent.....	14
Socialist, other.....	1

JANUARY 17
WAGNER LABOR ACT

Interviewing Date 12/15-20/39
Survey #179-A Question #5a

Do you think the Wagner Labor Act should be revised, repealed, or left unchanged?

Revised.....	53%
Repealed.....	18
Left unchanged.....	29

Fifty-eight per cent expressed no opinion.

By Political Affiliation

Democrats

Revised.....	50%
Repealed.....	10
Left unchanged.....	40

Republicans

Revised.....	58%
Repealed.....	27
Left unchanged.....	15

JANUARY 19
PARTY STRENGTH

Interviewing Date 12/24-29/39
Survey #180-A Question #12

Which party would you like to see win the presidential election this year?

Democratic.....	54%
Republican.....	46

Fifteen per cent expressed no opinion.

JANUARY 21
PROHIBITION

Interviewing Date 12/15-20/39
Survey #179-A Question #1

If the question of national prohibition should come up again, would you vote to make the country dry?

Yes..... 34%
 No..... 66

Five per cent expressed no opinion.

By Region

	Yes	No
New England.....	27%	73%
Middle Atlantic.....	23	77
East Central.....	37	63
West Central.....	41	59
South.....	50	50
West.....	32	68

Interviewing Date 12/15-20/39
 Survey #179-A Question #1c

Do you think liquor regulations in your community are too strict, not strict enough, or about right?

Too strict..... 7%
 Not strict enough..... 51
 About right..... 42

Nine per cent expressed no opinion.

Interviewing Date 12/15-20/39
 Survey #179-A Question #1b

Do you think drunkenness is increasing or decreasing in your community?

Increasing..... 39%
 Decreasing..... 24
 About the same..... 37

Eight per cent expressed no opinion.

Interviewing Date 12/16-21/39
 Survey #179-B Question #1d

Do you think young people would be better off if we had national prohibition again?

Yes..... 42%
 No..... 58

Seven per cent expressed no opinion.

**JANUARY 22
 PARTY STRENGTH**

Interviewing Date 12/24-29/39
 Survey #180-A Question #12

Which party would you like to see win the presidential election this year?

Middle Atlantic States Only

Democratic..... 52%
 Republican..... 48

East Central States Only

Democratic..... 48%
 Republican..... 52

Sixteen per cent expressed no opinion.

**JANUARY 24
 BIRTH CONTROL**

Interviewing Date 1/13-18/40
 Survey #181-T Question #8

Would you approve or disapprove of having government health clinics furnish birth control information to married people who want it?

Approve..... 77%
 Disapprove..... 23

Eleven per cent expressed no opinion.

**JANUARY 26
 LENGTH OF WAR**

Special Survey
Asked in Great Britain: For how long do you think the war will continue?

One year or less..... 30%
 One to two years..... 25
 Three years or more..... 30
 No opinion..... 15

**JANUARY 26
PRESIDENT ROOSEVELT'S
POPULARITY**

Interviewing Date 1/13-18/40
Survey #181-K Question #11c

*In general, do you approve or disapprove
today of Franklin Roosevelt as President?*

Approve..... 63.5%
Disapprove..... 36.5

**JANUARY 28
WORLD PEACE**

Interviewing Date 1/12-17/40
Survey #181-K Question #2a

*Have you given any thought to what should
be done to maintain world peace after the
present European war is over?*

Yes..... 34%
No..... 66

Interviewing Date 1/12-17/40
Survey #181-K Question #2b

*Asked of those who replied in the affirma-
tive: In your opinion, what should be done?*

The following are listed according to frequency
of mention:

Some sort of international organization in
which the member nations would surrender a
few of their claims to national sovereignty.

Some kind of political, economic or moral
reform within nations themselves or among all
nations.

Complete disarmament.

A new attempt to create a World Court.

**JANUARY 29
THE DRAFT**

Interviewing Date 1/12-17/40
Survey #181-K Question #3

*Should the Constitution be changed to re-
quire a national vote before Congress could
draft men for service overseas?*

Yes..... 60%
No..... 40

Five per cent expressed no opinion.

By Region

	Yes	No
New England.....	60%	40%
Middle Atlantic.....	60	40
East Central.....	62	38
West Central.....	63	37
South.....	50	50
West.....	59	41

**JANUARY 31
GREAT BRITAIN**

Special Survey

*Asked in Great Britain: If you had the
choice between Mr. Chamberlain and Mr.
Churchill, which would you have as Prime
Minister?*

Chamberlain..... 52%
Churchill..... 30
No opinion..... 18

*Are you in favor of the blackout being made
less strict?*

Yes..... 75%
No..... 23
No opinion..... 2

*Asked of those who responded in the af-
firmative: Would you still be in favor of
making the blackout less strict if it in-
creased the risk of an air attack?*

Yes..... 37%
No..... 50
No opinion..... 13

*Are you satisfied or dissatisfied with the
Government's conduct of the war?*

Satisfied.....	61%
Dissatisfied.....	18
Stop the war.....	11
No opinion.....	10

For how long do you think the war will continue?

One year or less.....	30%
One to two years.....	25
Three years or more.....	30
No opinion.....	15

Would you like to see the Royal Air Force bomb enemy military objectives, even if it means that the Germans would bomb England in return?

Yes.....	52%
No.....	41
No opinion.....	7

Do you think the Government's decision to compel parents to pay something for the upkeep of evacuated children is fair or unfair?

Fair.....	76%
Unfair.....	18
No opinion.....	6

Should the evacuation of children be compulsory?

Yes.....	43%
No.....	46
No opinion.....	11

Do you think the Government's food rationing scheme is necessary or unnecessary?

Necessary.....	60%
Unnecessary.....	28
No opinion.....	12

FEBRUARY 2 POLITICS

Interviewing Date 12/15-20/39
Survey #179-A

Question #11

Asked of labor union members: If President Roosevelt runs for a third term, will you vote for him?

Yes.....	59%
No.....	41

Ten per cent expressed no opinion.

Interviewing Date 1/22-27/40
Survey #182-T

Question #8

Asked of labor union members: Which party would you like to see win the presidential election this year?

Democratic.....	66%
Republican.....	34

Eighteen per cent expressed no opinion.

FEBRUARY 4 RECIPROCAL TRADE

Interviewing Date 1/21-26/40
Survey #182-K

Question #3a

What is your understanding of the term "reciprocal trade?"

Approximately 10% had an understanding of the term.

Interviewing Date 1/12-17/40
Survey #181-K

Question #4a

Asked of those who had an understanding of the term: What is your personal opinion about Secretary Hull's reciprocal trade treaties?

Approve.....	71%
Disapprove.....	29

Interviewing Date 1/21-26/40
Survey #182-K Question #3b

Asked of those who had an understanding of the term: Do you think Congress should give Secretary Hull the power to make more such treaties?

Yes..... 57%
No..... 43

Approximately 50% had no opinion.

**FEBRUARY 5
POLITICS**

Interviewing Date 12/22-27/39
Survey #182-T Question #8

Asked of Negro voters: Which party would you like to see win the presidential election in November?

Democratic..... 66%
Republican..... 34

Interviewing Date 12/22-27/39
Survey #182-T Question #9

Asked of Negro voters: In general, do you approve or disapprove of Franklin Roosevelt as President?

Approve..... 82%
Disapprove..... 18

**FEBRUARY 7
FINLAND**

Interviewing Date 1/21-26/40
Survey #182-K Question #2a

Some members of Congress favor our Government lending Finland money to buy farm products and other nonmilitary supplies in this country. Others say this might get us into war. Do you think the Government should lend money to Finland?

Yes..... 58%
No..... 42

Nine per cent expressed no opinion.

Interviewing Date 1/21-26/40
Survey #182-K Question #2b

Asked of those who responded in the affirmative: Would you favor the United States lending money to Finland for airplanes, arms, and other war materials?

Yes..... 39%
No..... 61

**FEBRUARY 9
BRITISH AID TO FINLAND**

Special Survey

Asked in Great Britain: Do you approve or disapprove of Britain sending arms to help Finland?

Approve..... 74%
Disapprove..... 18
No opinion..... 8

Would you approve or disapprove of sending British troops to help Finland?

Approve..... 33%
Disapprove..... 50
No opinion..... 17

**FEBRUARY 11
REPUBLICAN PARTY**

Interviewing Date 1/21-26/40
Survey #182-K Question #10a

Asked of Republicans: Would you like to see the Republican party be more liberal or more conservative than it was in the 1936 presidential campaign?

More liberal..... 59%
More conservative..... 17
About the same..... 24

Interviewing Date 1/21-26/40
Survey #182-K

Question #10b

Asked of Republicans: Do you think the Republican party has a better chance or a worse chance of winning this year's election if it nominates a liberal candidate and adopts a liberal program?

Better chance..... 77%
Worse chance..... 10
No difference..... 13

**FEBRUARY 12
REPUBLICAN PRESIDENTIAL
CANDIDATES**

Interviewing Date 2/1-6/40
Survey #183-K

Question #9a

Asked of Republicans: Whom would you like to see the Republican party nominate for President this year?

Dewey..... 56%
Vandenberg..... 17
Taft..... 17
Hoover..... 3
Others..... 7

Thirty-six per cent expressed no opinion.

**FEBRUARY 14
JAPAN**

Interviewing Date 1/22-27/40
Survey #182-T

Question #4

Do you think our Government should forbid the sale of arms, airplanes, gasoline, and other war materials to Japan?

Yes..... 75%
No..... 25

Six per cent expressed no opinion.

**FEBRUARY 16
NEUTRALITY**

Interviewing Date 2/2-7/40
Survey #183-K

Question #1a

Do you think the United States will go into the war in Europe, or do you think we will stay out of the war?

Go into war..... 32%
Stay out..... 68

Interviewing Date 2/2-7/40
Survey #183-K

Question #1b

Asked of those who responded that we will stay out: Why do you think the United States will stay out of the European war?

The following are the three chief reasons:

The people are overwhelmingly against war and would not stand for American participation.

The United States learned its lesson in the last war.

The nation would have everything to lose and nothing to gain.

**FEBRUARY 18
DEMOCRATIC PRESIDENTIAL
CANDIDATES**

Interviewing Date 2/8-13/40
Survey #184-K

Question #10a

Asked of Democrats: Whom would you like to see nominated by the Democratic party for President this year?

Roosevelt..... 78%
Garner..... 10
Hull..... 6
McNutt..... 2
Wheeler..... 1
Farley..... 1
Others..... 2

Twenty per cent expressed no opinion.

Interviewing Date 2/8-13/40
Survey #184-K

Question #10b

Asked of Democrats: If Franklin Roosevelt is not a candidate, whom would you like to see nominated?

Garner.....	40%
Hull.....	25
McNutt.....	11
Farley.....	8
Wheeler.....	4
La Guardia.....	3
Jackson.....	1
Murphy.....	1
Others.....	7

Fifty per cent expressed no opinion.

By Income

Upper

Hull.....	34%
Garner.....	30
McNutt.....	12
Wheeler.....	8
Farley.....	5
La Guardia.....	2
Jackson.....	1
Others.....	8

Middle

Garner.....	37%
Hull.....	29
McNutt.....	11
Farley.....	7
Wheeler.....	4
La Guardia.....	3
Jackson.....	1
Others.....	8

Lower

Garner.....	48%
Hull.....	17
McNutt.....	10
Farley.....	10
Wheeler.....	4
La Guardia.....	3
Jackson.....	2
Others.....	6

**FEBRUARY 19
ANTI-LYNCHING LAW**

Interviewing Date 1/12-17/40
Survey #181-K

Question #6

Under the proposed federal law against lynching, the Federal Government would (1) fine and imprison local police officers who fail to protect a prisoner from a lynch mob, and (2) make a county in which a lynching occurs pay a fine up to \$10,000 to the victim or his family. Do you approve or disapprove of this law?

Approve.....	55%
Disapprove.....	45

Nine per cent expressed no opinion

South Only

Approve.....	45%
Disapprove.....	55

Negroes Only

Approve.....	89%
Disapprove.....	11

**FEBRUARY 19
PRESIDENT ROOSEVELT**

Interviewing Date 2/2-7/40
Survey #183-K

Question #9a

Do you think President Roosevelt will run for a third term?

Yes.....	52%
No.....	48

Eighteen per cent expressed no opinion.

By Political Affiliation

	<i>Yes</i>	<i>No</i>
Democrats.....	57%	43%
Republicans.....	47	53

Interviewing Date 2/2-7/40
Survey #183-K

Question #9b

Do you think President Roosevelt will be reelected if he runs for a third term?

Yes..... 60%
No..... 40

Ten per cent expressed no opinion.

By Political Affiliation

	Yes	No
Democrats.....	80%	20%
Republicans.....	33	67

FEBRUARY 19

FEDERAL BUDGET

Interviewing Date 2/2-7/40
Survey #183-K

Question #8a

President Roosevelt proposes an increase of 28% (about one-fourth) in spending for national defense. Do you approve or disapprove of this increase?

Approve..... 79%
Disapprove..... 21

Ten per cent expressed no opinion.

By Political Affiliation

	Approve	Disapprove
Democrats.....	85%	15%
Republicans.....	72	28

By Income

Upper.....	75%	25%
Middle.....	78	22
Lower.....	83	17

Interviewing Date 2/2-7/40
Survey #183-K

Question #8b

The President proposes a 28% (about one-fourth) reduction in Federal Government spending for relief. Do you approve or disapprove of this cut?

Approve..... 59%
Disapprove..... 41

Ten per cent expressed no opinion.

By Political Affiliation

	Approve	Disapprove
Democrats.....	49%	51%
Republicans.....	73	27

By Income

Upper.....	79%	21%
Middle.....	67	33
Lower.....	38	62

Interviewing Date 2/2-7/40
Survey #183-K

Question #8c

The President proposes a 21% (about one-fifth) reduction in Federal Government spending for public works. Do you approve or disapprove of this cut?

Approve..... 62%
Disapprove..... 38

Nine per cent expressed no opinion.

By Political Affiliation

	Approve	Disapprove
Democrats.....	52%	48%
Republicans.....	74	26

By Income

Upper.....	69%	31%
Middle.....	52	48
Lower.....	45	55

Interviewing Date 2/2-7/40
Survey #183-K

Question #8d

The President proposes a 30% (about one-third) reduction in payments by the Government to help farmers. Do you approve or disapprove of this cut?

Approve..... 52%
 Disapprove..... 48

Fourteen per cent expressed no opinion.

By Political Affiliation

	<i>Approve</i>	<i>Disapprove</i>
Democrats.....	45%	55%
Republicans.....	63	37

By Income

Upper.....	69%	31%
Middle.....	52	48
Lower.....	45	55

**FEBRUARY 21
 EUROPEAN WAR**

Interviewing Date 2/2-7/40
 Survey #183-K Question #6

If it appears that Germany is defeating England and France, should the United States declare war on Germany and send our army and navy to Europe to fight?

Yes..... 23%
 No..... 77

Seven per cent expressed no opinion.

**FEBRUARY 23
 THE BUDGET**

Interviewing Date 2/2-7/40
 Survey #183-K Question #3b

Which political party do you think is more likely to balance the Federal Government's budget in the next four years — the Republican or the Democratic?

Republican..... 42%
 Democratic..... 23
 Neither..... 35

Sixteen per cent expressed no opinion.

By Political Affiliation

Democrats

Republican..... 15%
 Democratic..... 41
 Neither..... 44

Republicans

Republican..... 75%
 Democratic..... 4
 Neither..... 21

**FEBRUARY 28
 POLITICAL CONTRIBUTIONS**

Interviewing Date 2/2-7/40
 Survey #183-K Question #7

Do you think it is all right for people to solicit money for political campaigns from Government employees, or do you think this should be prevented by law?

All right to solicit..... 23%
 Soliciting should be prevented..... 77

Twelve per cent expressed no opinion.

**MARCH 1
 PRESIDENT ROOSEVELT'S
 POPULARITY**

Interviewing Date 2/8-13/40
 Survey #184-K Question 12d

In general, do you approve or disapprove of Franklin Roosevelt as President?

Approve..... 64%
 Disapprove..... 36

**MARCH 3
 PARTY STRENGTH**

Interviewing Date 2/8-13/40
 Survey #184-K Question #11

Which party would you like to see win the presidential election this year?

Democratic..... 55%
 Republican..... 45

Sixteen per cent expressed no opinion.

By Income

	<i>Democratic</i>	<i>Republican</i>
Upper.....	36%	64%
Middle.....	51	49
Lower.....	69	31

By Region

New England.....	45%	55%
Middle Atlantic.....	53	47
East Central.....	49	51
West Central.....	51	49
South.....	75	25
West.....	59	41

**MARCH 4
 EUROPEAN WAR**

Interviewing Date 2/8-13/40
 Survey #184-K Question #3

If it looked as though England and France would lose the war unless we loaned them money to buy war supplies here, would you favor or oppose lending them money?

Favor..... 55%
 Oppose..... 45

**MARCH 6
 GOVERNMENT SPENDING**

Interviewing Date 2/2-7/40
 Survey #183-K Question #3a

Suppose there were two candidates for United States Senator in your state. One candidate promises to vote to reduce all Federal Government spending. The other promises to vote to spend more Federal Government money in your state. Other things being equal, which candidate would you vote for?

Candidate for reduced spending..... 64%
 Candidate for more spending..... 36

Thirteen per cent expressed no opinion.

By Income

	<i>Candidate for</i>	
	<i>Reduced</i>	<i>More</i>
	<i>Spending Spending</i>	
Upper.....	81%	19%
Middle.....	69	31
Lower.....	49	51

**MARCH 10
 PEACE IN EUROPE**

Interviewing Date 2/22-27/40
 Survey #185-K Question #6a

If Hitler offers to make peace this spring, do you think England and France should meet with the Germans and try to end the war?

Yes..... 75%
 No..... 25

Interviewing Date 2/22-27/40
 Survey #185-K Question #5a

Do you think now is the right time for the leading nations of the world to have a conference to try to settle Europe's problems and end the war between Germany and England and France?

Yes..... 58%
 No..... 42

Interviewing Date 2/22-27/40
 Survey #185-K Question #5b

If such a conference is held, should the United States take part in it?

Yes..... 55%
 No..... 45

Interviewing Date 2/22-27/40
Survey #185-K

Question #6b

If peace could be reached by letting Germany keep Czecho-Slovakia, would you favor this?

Yes..... 38%
No..... 62

Interviewing Date 2/22-27/40
Survey #185-T

Question #6b

If peace could be reached by letting Germany keep Poland, would you favor this?

Yes..... 30%
No..... 70

Approximately 9% had no opinion on the above questions.

MARCH 11 FINLAND

Interviewing Date 2/8-13/40
Survey #184-K

Question #4

Would you approve or disapprove of letting Finland raise money for her war against Russia by selling bonds to Americans?

Approve..... 73%
Disapprove..... 27

By Political Affiliation

	Approve	Disapprove
Democrats.....	72%	28%
Republicans.....	75	25

MARCH 13 THIRD TERM

Interviewing Date 12/15-20/39
Survey #179-A

Question #11

If President Roosevelt is a candidate for a third term, will you vote for him?

Yes..... 47%
No..... 53

MARCH 13 BRITISH AID FOR SWEDEN

Special Survey

Asked in Great Britain: If Sweden is attacked by Russia, would you approve or disapprove of Britain's sending arms and war materials to help her?

Approve..... 51%
Disapprove..... 31
No opinion..... 18

Would you favor sending troops to help Sweden if Russia attacks her?

Yes..... 33%
No..... 47
No opinion..... 20

MARCH 15 PARTY STRENGTH

Special Survey

Asked in New York State: Which party would you like to see win the presidential election this year?

Democratic..... 53%
Republican..... 47

New York City Only

Democratic..... 69%
Republican..... 31

MARCH 17 FARM POLICY

Special Survey

Asked of farmers: Do you think the present administration's program, as a whole, has helped or hurt the farmers?

Helped..... 66%
Hurt..... 22
Neither..... 12

Midwestern Farmers Only

Helped..... 64%
 Hurt..... 20
 Neither..... 16

Asked of farmers: Do you think Henry Wallace has done a good job or a poor job as Secretary of Agriculture?

Good job..... 73%
 Poor job..... 27

Midwestern Farmers Only

Good job..... 68%
 Poor job..... 32

Asked of Midwestern farmers: Would you prefer to see the Democrats or the Republicans win the presidential election this year?

Republicans..... 54%
 Democrats..... 46

Asked of Midwestern farmers: If President Roosevelt runs for a third term this year, will you vote for him?

Yes..... 37%
 No..... 63

**MARCH 18
 FARM POLICY**

Special Survey

Asked of farmers: Considering costs of production, do you think the price for your chief cash crop is fair?

Yes..... 36%
 No..... 64

By Crop

	Yes	No
Wheat.....	25%	75%
Corn.....	45	55
Cotton.....	11	89
Tobacco.....	32	68

**MARCH 18
 ELEANOR ROOSEVELT**

Interviewing Date 2/22-27/40
 Survey #185-K Question #1

Do you approve or disapprove of the way Mrs. Roosevelt has conducted herself as First Lady?

Approve..... 68%
 Disapprove..... 32

By Income

	Approve	Disapprove
Upper.....	56%	44%
Middle.....	68	32
Lower.....	75	25

**MARCH 20
 POLITICS**

Special Survey

Asked in Pennsylvania: Which party would you like to see win the presidential election this year?

Democratic..... 51%
 Republican..... 49

Asked in Pennsylvania: If President Roosevelt is a candidate for a third term, will you vote for him?

Yes..... 49%
 No..... 51

**MARCH 22
 POLITICS**

Special Survey

Asked in California: Which party would you like to see win the presidential election this year?

Democratic..... 58%
 Republican..... 42

Asked in California: If President Roosevelt runs for a third term, will you vote for him?

Yes..... 51%
No..... 49

**MARCH 24
REPUBLICAN PRESIDENTIAL
CANDIDATES**

Special Survey

Asked of Midwestern Republicans: If it came to a choice between Thomas Dewey and Arthur Vandenberg for the Republican presidential nomination, which one would you prefer?

Dewey..... 45%
Vandenberg..... 33
No opinion..... 22

**MARCH 25
PRESIDENT ROOSEVELT**

Special Survey

Asked of lawyers listed in standard legal directories: If President Roosevelt runs for a third term, will you vote for him?

Yes..... 29%
No..... 71

**MARCH 27
POLITICS**

Special Survey

Asked in New Jersey: Which party would you like to see win the presidential election this year?

Republican..... 53%
Democratic..... 47

Asked in New Jersey: If President Roosevelt is a candidate for a third term, will you vote for him?

Yes..... 46%
No..... 54

**MARCH 29
POLITICS**

Special Survey

Asked in Massachusetts: Which party would you like to see win the presidential election this year?

Republican..... 54%
Democratic..... 46

Asked in Massachusetts: If President Roosevelt is a candidate for a third term, will you vote for him?

Yes..... 45%
No..... 55

**MARCH 31
EUROPEAN WAR**

Interviewing Date 3/8-13/40
Survey #186-K Question #6a

Which side do you want to see win the present war—England and France or Germany?

England and France..... 84%
Germany..... 1
No opinion..... 15

**APRIL 1
POLITICS**

Special Survey

Asked in Iowa: Which party would you like to see win the presidential election this year?

Republican 54%
 Democratic 46

Asked in Iowa: If President Roosevelt is a candidate for a third term, will you vote for him?

Yes 40%
 No 60

Asked in Iowa: In general, do you approve or disapprove of Franklin Roosevelt as President?

Approve 58%
 Disapprove 42

**APRIL 3
 POLITICS**

Special Survey

Asked in Michigan: Which party would you like to see win the presidential election this year?

Republican 54%
 Democratic 46

Fourteen per cent expressed no opinion.

If President Roosevelt is a candidate for a third term, will you vote for him?

Yes 40%
 No 60

Nine per cent expressed no opinion.

**APRIL 5
 POLITICS**

Special Survey

Which party would you like to see win the presidential election this year?

Texas Only

Democratic 93%
 Republican 7

Oklahoma Only

Democratic 68%
 Republican 32

If President Roosevelt is a candidate for a third term, will you vote for him?

Texas Only

Yes 73%
 No 27

Oklahoma Only

Yes 49%
 No 51

**APRIL 7
 CANCER**

Interviewing Date 3/8-13/40
 Survey #186-K

Question #3a

In your opinion, which of the following is the most serious public health problem — tuberculosis, syphilis, cancer, or infantile paralysis?

Syphilis 46%
 Cancer 29
 Tuberculosis 16
 Infantile paralysis 9

Interviewing Date 3/8-13/40
 Survey #186-K

Question #3b

Do you think cancer is contagious?

Yes 15%
 No 57
 No opinion 28

Interviewing Date 3/8-13/40
 Survey #186-K

Question #3c

Do you think cancer is curable?

Yes..... 56%
 No..... 27
 No opinion..... 17

Interviewing Date 3/8-13/40
 Survey #186-K Question #3d
What do you think causes cancer?

The following are listed according to frequency of mention:

- Bruises, injuries, constant irritation of body tissues and tumors
- Hereditary tendencies
- Poor diet
- Moles and warts
- Liquor
- Smoking
- Frequent childbearing
- Constipation
- Mental distress
- Wrong functioning of glands
- Neglected teeth

Interviewing Date 3/8-13/40
 Survey #186-K Question #3e
Do you happen to know any of the symptoms of cancer?

Yes..... 38%
 No..... 62

Interviewing Date 3/8-13/40
 Survey #186-K Question #3g
Do you think there is anything shameful in having cancer?

Yes..... 2%
 No..... 98

**APRIL 8
 POLITICS**

Special Survey
Which party would you like to see win the presidential election this year?

Oregon Only
 Democratic..... 55%
 Republican..... 45

Washington Only
 Democratic..... 57%
 Republican..... 43

If President Roosevelt is a candidate for a third term, will you vote for him?

Oregon Only
 Yes..... 47%
 No..... 53

Washington Only
 Yes..... 50%
 No..... 50

**APRIL 10
 POLITICS**

Special Survey
Which party would you like to see win the presidential election this year?

Maryland Only
 Democratic..... 62%
 Republican..... 38

West Virginia Only
 Democratic..... 57%
 Republican..... 43

Delaware Only
 Democratic..... 54%
 Republican..... 46

If President Roosevelt is a candidate for a third term, will you vote for him?

Maryland Only
 Yes..... 52%
 No..... 48

West Virginia Only

Yes..... 51%
 No..... 49

Delaware Only

Yes..... 49%
 No..... 51

**APRIL 12
 POLITICS**

Special Survey

Which party would you like to see win the presidential election this year?

Ohio Only

Republican..... 51%
 Democratic..... 49

Indiana Only

Democratic..... 52%
 Republican..... 48

If President Roosevelt is a candidate for a third term, will you vote for him?

Ohio Only

Yes..... 42%
 No..... 58

Indiana Only

Yes..... 42%
 No..... 58

**APRIL 14
 POLITICS**

Special Survey

Which party would you like to see win the presidential election this year?

Virginia Only

Democratic..... 72%
 Republican..... 28

Kentucky Only

Democratic..... 60%
 Republican..... 40

If President Roosevelt is a candidate for a third term, will you vote for him?

Virginia Only

Yes..... 59%
 No..... 41

Kentucky Only

Yes..... 51%
 No..... 49

APRIL 15

PRESIDENTIAL TRIAL HEAT

Interviewing Date 3/27-4/1/40
 Survey #188-K

Question #5b

If President Roosevelt runs for a third term on the Democratic ticket against Senator Vandenberg on the Republican ticket, which one would you prefer?

Roosevelt..... 53%
 Vandenberg..... 47

Twelve per cent expressed no opinion.

By Region

	Roosevelt	Vandenberg
New England.....	52%	48%
Middle Atlantic.....	52	48
East Central.....	46	54
West Central.....	49	51
South.....	71	29
West.....	59	41

Interviewing Date 3/27-4/1/40
 Survey #188-K

Question #5a

If Cordell Hull runs for President on the Democratic ticket against Senator Vandenberg on the Republican ticket, which one would you prefer?

Hull.....	58%
Vandenberg.....	42

Eleven per cent expressed no opinion.

By Region

	Hull	Vandenberg
New England.....	59%	41%
Middle Atlantic.....	59	41
East Central.....	51	49
West Central.....	49	51
South.....	79	21
West.....	58	42

**APRIL 15
BRITISH POLITICS**

Special Survey

Asked in Great Britain: If Mr. Chamberlain were to retire, whom would you like to see succeed him as Prime Minister?

Eden.....	28%
Churchill.....	25
Halifax.....	7
Attlee.....	6
Others.....	23
No opinion.....	11

**APRIL 17
POLITICS**

Special Survey

Asked in Kansas: Which party would you like to see win the presidential election this year?

Republican.....	56%
Democratic.....	44

Thirteen per cent expressed no opinion.

If President Roosevelt is a candidate for a third term, will you vote for him?

Yes.....	37%
No.....	63

**APRIL 19
PARTY STRENGTH**

Special Survey

Which party would you like to see win the presidential election this year?

Wisconsin Only

Republican.....	55%
Democratic.....	45

Illinois Only

Republican.....	55%
Democratic.....	45

Nebraska Only

Republican.....	51%
Democratic.....	49

**APRIL 21
PARTY STRENGTH**

Interviewing Date 4/11-16/40
Survey #190-T

Question #5

Which party would you like to see win the presidential election this year?

The Democrats are out in front as the campaign gets under way, the state-by-state tabulations show. If the election were today the indications are that the Democratic party would lead in 31 of the 48 states, capturing about 317 out of a total of 531 electoral votes. But the Democratic lead in several states is so slim — notably in New York and Minnesota — that a shift of only 1% would completely alter the picture and throw a majority of electoral votes to the GOP.

**APRIL 24
PARTY BEST ABLE TO KEEP PEACE**

Interviewing Date 4/5-10/40
Survey #189-K

Question #1a

Which political party do you think is more likely to keep us out of war — the Republican or the Democratic?

Democratic.....	35%
Republican.....	33
No difference.....	32

Sixteen per cent expressed no opinion.

By Political Affiliation

Democrats

Democratic.....	62%
Republican.....	6
No difference.....	32

Republicans

Democratic.....	5%
Republican.....	65
No difference.....	30

APRIL 26

NEVILLE CHAMBERLAIN

Special Survey

Asked in Great Britain: In general, do you approve or disapprove of Mr. Chamberlain as Prime Minister?

Approve.....	61%
Disapprove.....	39

Seven per cent expressed no opinion.

APRIL 28

EUROPEAN WAR

Interviewing Date 4/11-16/40
Survey #190-K

Question #1a

Do you think Germany was justified in marching into Denmark and Norway?

Yes.....	7%
No.....	93

Seven per cent expressed no opinion.

Interviewing Date 3/28-4/3/40
Survey #188-T

Question #1b

Should we declare war on Germany and send our armed forces abroad to fight?

Yes.....	4%
No.....	96

Interviewing Date 4/11-16/40
Survey #190-K

Question #1c

Should the United States loan money to Norway to buy war supplies in the United States?

Yes.....	43%
No.....	57

APRIL 29

DAYLIGHT SAVING TIME

Interviewing Date 3/15-20/40
Survey #187-K

Question #3a

Are you in favor of daylight saving time?

Yes.....	60%
No.....	40

Nineteen per cent expressed no opinion.

By Region

	Yes	No
New England.....	75%	25%
Middle Atlantic.....	75	25
East Central.....	64	36
West Central.....	45	55
South.....	44	56
West.....	54	49

MAY 1

CRITICISM OF JUDGES

Interviewing Date 4/11-16/40
Survey #190-K

Question #2

Which do you think is more important (A) that newspapers should be allowed to criticize the decisions of judges; or (B) that judges should be free from such criticism?

Newspapers can criticize. 75%
 Judges should be free of criticism. 25

Twelve per cent expressed no opinion.

Missouri Only

Newspapers can criticize. 75%
 Judges should be free of criticism. 25

Seven per cent of those polled in Missouri expressed no opinion.

**MAY 2
 POLITICS**

Special Survey

Asked in Minnesota: Which party would you like to see win the presidential election this year?

Democratic. 51%
 Republican. 49

Asked in Minnesota: If President Roosevelt is a candidate for a third term, will you vote for him?

Yes. 42%
 No. 58

Asked in Minnesota: In general, do you approve or disapprove of Franklin Roosevelt as President?

Approve. 65%
 Disapprove. 35

**MAY 5
 PRESIDENTIAL TRIAL HEAT**

Interviewing Date 4/19-24/40
 Survey #191-K Question #8a

If President Roosevelt runs for a third term on the Democratic ticket against Senator Robert Taft on the Republican ticket, which one would you prefer?

Roosevelt. 58%
 Taft. 42

Ten per cent expressed no opinion.

By Region

	<i>Roosevelt</i>	<i>Taft</i>
New England.	56%	44%
Middle Atlantic.	56	44
East Central.	51	49
West Central.	57	43
South.	72	28
West.	64	36

Roosevelt Supporters in 1936 Only

Roosevelt. 84%
 Taft. 16

Landon Supporters in 1936 Only

Roosevelt. 8%
 Taft. 92

Interviewing Date 4/19-24/40
 Survey #191-K Question #8b

If Cordell Hull runs on the Democratic ticket against Senator Robert Taft on the Republican ticket, which one would you prefer?

Hull. 63%
 Taft. 37

Twenty-two per cent expressed no opinion.

By Region

	<i>Hull</i>	<i>Taft</i>
New England.	61%	39%
Middle Atlantic.	61	39
East Central.	54	46
West Central.	62	38
South.	81	19
West.	66	34

Roosevelt Supporters in 1936 Only

Hull. 84%
 Taft. 16

Landon Supporters in 1936 Only

Hull.....	21%
Taft.....	79

Interviewing Date 4/19-24/40
Survey #191-K Question #8c

If John Garner runs on the Democratic ticket against Senator Robert Taft on the Republican ticket, which one would you prefer?

Garner.....	51%
Taft.....	49

Eighteen per cent expressed no opinion.

Roosevelt Supporters in 1936 Only

Garner.....	74%
Taft.....	26

Landon Supporters in 1936 Only

Garner.....	11%
Taft.....	89

MAY 6

PARTY STRENGTH

Interviewing Date 4/19-24/40
Survey #191-K Question #9

Which party would you like to see win the presidential election?

Democratic.....	54%
Republican.....	46

MAY 8

REPUBLICAN PRESIDENTIAL CANDIDATES

Interviewing Date 4/25-30/40
Survey #192-K Question #1a

Asked of Republicans: Whom would you like to see the Republican party nominate for President this year?

Dewey.....	67%
Vandenberg.....	14
Taft.....	12

Willkie.....	3
Hoover.....	2
Others.....	2

Twenty-eight per cent expressed no opinion.

MAY 10

NEUTRALITY

Interviewing Date 4/19-24/40
Survey #191-K Question #7

If you were voting for President, which type of candidate (on card) do you think you would be more likely to vote for: (A) A candidate who promises to keep us out of war and refuses to give any more help to England and France than we are now giving them, even if they are being defeated by Germany; or (B) A candidate who promises to keep us out of war, but who is willing to give England and France all the help they want, except sending our army and navy.

Refuses help.....	34%
Aid except troops.....	66

Nine per cent expressed no opinion.

By Political Affiliation

	<i>Refuses Help</i>	<i>Aid Except Troops</i>
Democrats.....	32%	68%
Republicans.....	36	64

By Income

Upper.....	28%	72%
Middle.....	34	66
Lower.....	37	63

MAY 12

PRESIDENTIAL TRIAL HEAT

Interviewing Date 5/5-10/40
Survey #193-K Question #7a

If President Roosevelt runs for a third term on the Democratic ticket against Thomas

Dewey on the Republican ticket, which one would you prefer?

Roosevelt.....	52%
Dewey.....	48

Eight per cent expressed no opinion.

By Income

	<i>Roosevelt</i>	<i>Dewey</i>
Upper.....	31%	69%
Middle.....	48	52
Lower (including reliefers).....	66	34
Reliefers.....	74	26

Roosevelt Voters in 1936

Roosevelt.....	79%
Dewey.....	21

Landon Voters in 1936

Roosevelt.....	5%
Dewey.....	95

By Region

	<i>Roosevelt</i>	<i>Dewey</i>
New England.....	46%	54%
Middle Atlantic.....	53	47
East Central.....	46	54
West Central.....	48	52
South.....	71	29
West.....	55	45

Interviewing Date 5/5-10/40
Survey #193-K

Question #4c

If Cordell Hull runs for President on the Democratic ticket against Thomas Dewey on the Republican ticket, which one would you prefer?

Hull.....	51%
Dewey.....	49

Fifteen per cent expressed no opinion.

By Income

	<i>Hull</i>	<i>Dewey</i>
Upper.....	40%	60%
Middle.....	49	51
Lower (including reliefers).....	59	41
Reliefers.....	65	35

Roosevelt Voters in 1936

Hull.....	75%
Dewey.....	25

Landon Voters in 1936

Hull.....	12%
Dewey.....	88

By Region

	<i>Hull</i>	<i>Dewey</i>
New England.....	43%	57%
Middle Atlantic.....	49	51
East Central.....	46	54
West Central.....	49	51
South.....	75	25
West.....	50	50

MAY 13

POLITICAL CONTRIBUTIONS

Interviewing Date 4/25-30/40
Survey #192-K

Question #5

Do you think it is all right to ask state and other local government employees for money for state political campaigns or do you think this should be prevented by law?

Practice all right.....	21%
Should be prevented.....	79

Fifteen per cent expressed no opinion.

By Political Affiliation

	<i>All Right</i>	<i>Should Be Prevented</i>
Democrats.....	25%	75%
Republicans.....	17	83

**MAY 15
DEMOCRATIC PRESIDENTIAL
CANDIDATES**

Interviewing Date 5/5-10/40
Survey #193-K Question #3b

Asked of Democrats: If Franklin Roosevelt is not a candidate, whom would you like to see the Democratic party nominate for President?

Hull.....	47%
Garner.....	21
Farley.....	16
McNutt.....	6
Wheeler.....	4
Jackson.....	1
La Guardia.....	1
Others.....	4

Forty-five per cent expressed no opinion.

**MAY 17
REPUBLICAN PRESIDENTIAL
CANDIDATES**

Interviewing Date 5/5-10/40
Survey #193-K Question #3a

Asked of Republicans: Whom would you like to see nominated by the Republican party for President this year?

Dewey.....	62%
Taft.....	14
Vandenberg.....	13
Willkie.....	5
Hoover.....	2
Others.....	4

Twenty-six per cent expressed no opinion.

**MAY 19
EUROPEAN WAR**

Interviewing Date 5/5-10/40
Survey #193-K Question #2a

The war between England and France and Germany has been going on for eight

months. Which side do you think is ahead so far?

Germany.....	67%
England and France.....	8
Even.....	13
No opinion.....	12

Interviewing Date 5/5-10/40
Survey #193-K Question #2b

Which side do you think will win the war?

Allies.....	55%
Germany.....	17
No opinion.....	28

Interviewing Date 5/5-10/40
Survey #193-K Question #1a

Do you think the United States will go into the war in Europe?

Yes.....	51%
No.....	49

**MAY 20
PRESIDENTIAL TRIAL HEAT**

Interviewing Date 5/5-10/40
Survey #193-K Question #3a

If Thomas Dewey runs for President on the Republican ticket against James Farley on the Democratic Ticket, which one would you prefer?

Dewey.....	58%
Farley.....	42

Fifteen per cent expressed no opinion.

By Region

	<i>Dewey</i>	<i>Farley</i>
New England.....	62%	38%
Middle Atlantic.....	61	39
East Central.....	64	36
West Central.....	62	38
South.....	32	68
West.....	60	40

MAY 22
ARMED FORCES

Interviewing Date 5/16-21/40
Survey #194-K Question #1a

Do you think the United States should increase the size of its armed forces?

Yes..... 90%
No..... 10

MAY 24
EUROPEAN WAR

Interviewing Date 5/16-21/40
Survey #194-K Question #6

If England and France are unable to pay cash for airplanes they buy in this country, do you think we should sell them planes on credit supplied by our Government?

Yes..... 51%
No..... 49

Six per cent expressed no opinion.

MAY 26
ARMED FORCES

Interviewing Date 5/18-23/40
Survey #195-K Question #2a

Congress has set aside two billion dollars for the army, navy, and air forces for the next 12 months. President Roosevelt has now asked Congress to increase this by another one billion dollars. Do you approve or disapprove of this increase?

Approve..... 86%
Disapprove..... 14

Five per cent expressed no opinion.

By Political Affiliation

	<i>Approve</i>	<i>Disapprove</i>
Democrats.....	93%	7%
Republicans.....	83	17

Interviewing Date 5/18-23/40
Survey #195-K Question #2b

Would you be willing to pay a special tax to cover this increased expenditure?

Yes..... 76%
No..... 24

By Income

	<i>Yes</i>	<i>No</i>
Upper.....	80%	20%
Middle.....	76	24
Lower.....	74	26

MAY 27
FOREIGN AFFAIRS

Interviewing Date 4/19-24/40
Survey #191-K Question #6a

Which possible presidential candidate (on card) do you think would handle this country's foreign affairs the best?

By Political Affiliation

Democrats

Roosevelt.....	62%
Hull.....	24
Garner.....	3
Hoover.....	3
Others.....	8

Republicans

Hoover.....	22%
Dewey.....	21
Hull.....	21
Vandenberg.....	10
Roosevelt.....	10
Taft.....	9
Others.....	7

Approximately one person in seven was undecided or without an opinion.

**MAY 29
EUROPEAN WAR**

Interviewing Date 5/18-23/40
Survey #195-K Question #5

Do you think the United States should declare war on Germany and send our army and navy abroad to fight?

Yes..... 7%
No..... 93

**MAY 31
REPUBLICAN PRESIDENTIAL
CANDIDATES**

Interviewing Date 5/18-23/40
Survey #195-K Question #12a

Asked of Republicans: Whom would you like to see elected President this year?

Dewey..... 56%
Taft..... 16
Vandenberg..... 12
Willkie..... 10
Hoover..... 2
Others..... 4

Thirty-two per cent expressed no opinion.

**JUNE 2
NATIONAL DEFENSE**

Interviewing Date 5/18-23/40
Survey #195-K Question #2

Do you think our country's army, navy, and air forces are strong enough so that the United States is safe from attack by any foreign nation?

Yes..... 15%
No..... 85

Ten per cent expressed no opinion.

Interviewing Date 5/16-21/40
Survey #194-K Question #1d

Should the United States require every able-bodied young man 20 years old to serve in the army, navy, or the air forces for one year?

Yes..... 50%
No..... 50

Seven per cent expressed no opinion.

By Age

	Yes	No
21-29 Years.....	44%	56%
30-49 Years.....	49	51
50 Years and over.....	55	45
21-29 Years (men only).....	41	59

Interviewing Date 5/18-23/40
Survey #195-K Question #1

Do you think that the C.C.C. camps should give military training to every young man in the C.C.C.?

Yes..... 85%
No..... 15

Seven per cent expressed no opinion.

Interviewing Date 4/11-16/40
Survey #190-K Question #1d

If Germany should defeat England and France in the present war, do you think Germany would start a war against the United States sooner or later?

Yes..... 65%
No..... 35

Ten per cent expressed no opinion.

By Region

	Yes	No
New England.....	64%	36%
Middle Atlantic.....	64	36
East Central.....	61	39

West Central.....	61	39
South.....	82	18
West.....	62	38

**JUNE 5
PRESIDENT ROOSEVELT**

Interviewing Date 5/18-23/40
Survey #195-K Question #16

If President Roosevelt runs for a third term, will you vote for him?

Yes.....	57%
No.....	43

By Political Affiliation

	Yes	No
Democrats.....	91%	9%
Republicans.....	8	92

By Income

	Yes	No
Upper.....	37%	63%
Middle.....	54	46
Lower.....	70	30

Interviewing Date 5/18-23/40
Survey #195-K Question #4

Do you think Roosevelt has done a good job or a poor job in dealing with the war crisis in Europe?

Good job.....	79%
Fair job.....	7
Poor job.....	14

By Political Affiliation

Democrats

Good job.....	91%
Fair job.....	4
Poor job.....	5

Republicans

Good job.....	60%
Fair job.....	12
Poor job.....	28

**JUNE 7
DEFENSE OF PANAMA CANAL**

Interviewing Date 5/25-30/40
Survey #196-K Question #9

If Germany defeats the Allies, should the United States fight if necessary to keep Germany out of the British, French, and Dutch possessions located in the area of the Panama Canal?

Yes.....	84%
No.....	16

Twelve per cent expressed no opinion.

By Region

	Yes	No
New England.....	82%	18%
Middle Atlantic.....	82	18
East Central.....	83	17
West Central.....	84	16
South.....	90	10
West.....	90	10

**JUNE 9
EUROPEAN WAR**

Interviewing Date 5/25-30/40
Survey #196-K Question #5a

Asked of men under age 45: If the United States is attacked, would you personally volunteer to fight?

Yes.....	86%
No.....	7
No opinion.....	7

Interviewing Date 5/25-30/40
Survey #196-K Question #5b

If Canada is invaded and the United States goes to her aid, would you personally volunteer to fight?

Yes.....	63%
No.....	24
No opinion.....	13

**JUNE 10
THE CENSUS**

Interviewing Date 5/25-30/40
Survey #196-K Question #10

Has a Government census taker called at your home and obtained the information for the Government about you?

Yes..... 91%
No..... 6
Called but didn't get information..... 1
Don't know..... 2

**JUNE 10
ALIEN REGISTRATION**

Interviewing Date 5/25-30/40
Survey #196-K Question #4

Should all people who are not United States citizens be required to register with the Government?

Yes..... 95%
No..... 5

Five per cent expressed no opinion.

By Region

	Yes	No
New England.....	93%	7%
Middle Atlantic.....	93	7
East Central.....	95	5
West Central.....	94	6
South.....	98	2
West.....	97	3

**JUNE 12
REPUBLICAN PRESIDENTIAL
CANDIDATES**

Interviewing Date 5/25-30/40
Survey #196-K Question #12a

Asked of Republicans: Whom would you like to see elected President this year?

Dewey..... 52%
Willkie..... 17
Taft..... 13
Vandenberg..... 12
Hoover..... 2
Landon..... 1
Others..... 3

Twenty-one per cent expressed no opinion.

Interviewing Date 5/25-30/40
Survey #196-K Question #13a

Asked of Republicans: If it came to a choice between Thomas Dewey, Wendell Willkie, Robert Taft, and Arthur Vandenberg for the Republican presidential nomination, which man would you prefer?

Dewey..... 50%
Willkie..... 18
Taft..... 16
Vandenberg..... 16

Twenty-four per cent expressed no opinion.

**JUNE 14
PURCHASE OF ALLIED TERRITORY**

Interviewing Date 6/1-6/40
Survey #197-K Question #5

If the Allies need more money for running the war, would you be in favor of the United States and other American republics buying the British, French, and Dutch possessions in the area of the Panama Canal?

Yes..... 81%
No..... 19

Seventeen per cent expressed no opinion.

**JUNE 16
PARTY STRENGTH**

Interviewing Date 6/9-14/40
Survey #198-K Question #11

Which party would you like to see win the presidential election this year?

Democratic..... 58%
 Republican..... 42

Sixteen per cent expressed no opinion.

JUNE 17

REPUBLICAN CONVENTION

Interviewing Date 5/18-23/40
 Survey #195-K

Question #6

Asked of Republicans: It has been suggested that the Republican party postpone their presidential convention from June to August, in order to wait and see what is going to happen in Europe. Do you approve or disapprove of this proposal?

Approve..... 43%
 Disapprove..... 57

Twenty-five per cent expressed no opinion.

JUNE 19

CANADA

Interviewing Date 5/25-30/40
 Survey #196-K

Question #8

If Canada is actually invaded by a European power, do you think the United States should use its army and navy to aid Canada?

Yes..... 87%
 No..... 13

Six per cent expressed no opinion.

JUNE 21

REPUBLICAN PRESIDENTIAL CANDIDATES

Interviewing Date 6/9-14/40
 Survey #198-K

Question #10a

Asked of Republicans: Whom would you like to see elected President this year?

Dewey..... 47%
 Willkie..... 29
 Taft..... 8

Vandenberg..... 8
 Hoover..... 6
 Others..... 2

Thirty-four per cent expressed no opinion.

JUNE 24

UNIVERSAL MILITARY TRAINING

Interviewing Date 6/13-18/40
 Survey #198-J

Question #1

Do you think every abled-bodied young man 20 years old should be made to serve in the armed forces for one year?

Yes..... 64%
 No..... 36

Six per cent expressed no opinion.

By Region

	Yes	No
New England.....	68%	32%
Middle Atlantic.....	68	32
East Central.....	61	39
West Central.....	54	46
South.....	68	32
West.....	60	40

Families with Men 18-30 Years

Yes..... 61%
 No..... 39

Families without Men 18-30 Years

Yes..... 67%
 No..... 33

JUNE 26

ENGLISH AND FRENCH REFUGEES

Interviewing Date 6/13-18/40
 Survey #198-J

Question #6a

Should the United States permit English and French women and children to come to this country to stay until the war is over?

Yes..... 58%
 No..... 42

Fourteen per cent expressed no opinion.

Interviewing Date 6/13-18/40
 Survey #198-J Question #6b

If English and French refugees are allowed to come to this country, would you be willing to take care of one or more of these children in your home until the war is over?

Yes..... 25%
 No..... 54
 Undecided..... 21

**JUNE 28
 PRESIDENT ROOSEVELT**

Interviewing Date 6/1-6/40
 Survey #197-K Question #15

If President Roosevelt runs for a third term, would you vote for him?

Yes..... 57%
 No..... 43

Thirteen per cent expressed no opinion.

By Region

	Yes	No
New England.....	57%	43%
Middle Atlantic.....	57	43
East Central.....	52	48
West Central.....	53	47
South.....	73	27
West.....	55	45

**JUNE 30
 AID TO ENGLAND AND FRANCE**

Interviewing Date 6/13-18/40
 Survey #198-J Question #4

President Roosevelt has taken action making it possible for England and France to buy some airplanes that were being used by our army and navy. Do you approve or disapprove of this action?

Approve..... 80%
 Disapprove..... 20

Seven per cent expressed no opinion.

By Political Affiliation

	Approve	Disapprove
Democrats.....	85%	15%
Republicans.....	76	24

**JULY 1
 DEMOCRATIC PRESIDENTIAL
 CANDIDATES**

Interviewing Date 6/9-14/40
 Survey #198-K Question #10a

Asked of Democrats: Whom would you like to see nominated by the Democratic party for President?

Roosevelt.....	92%
Hull.....	3
Garner.....	2
Farley.....	1
McNutt.....	1
Others.....	1

Seventeen per cent expressed no opinion.

Interviewing Date 6/9-14/40
 Survey #198-K Question #10b

Asked of Democrats: If Franklin Roosevelt is not a candidate, whom would you like to see the Democratic party nominate for president?

Hull.....	47%
Garner.....	23
Farley.....	12
McNutt.....	9
Wheeler.....	3
Jackson.....	1
La Guardia.....	1
Others.....	4

Forty-eight per cent expressed no opinion.

JULY 5

FRANK KNOX AND HENRY STIMSON

Interviewing Date 6/27-7/3/40
Survey #199-K

Question #11

President Roosevelt has named two Republicans, Frank Knox and Henry Stimson, to be Secretaries of Navy and War in his cabinet. Do you approve or disapprove of his action?

Approve..... 71%
Disapprove..... 29

Twenty-eight per cent expressed no opinion.

By Political Affiliation

	<i>Approve</i>	<i>Disapprove</i>
Democrats.....	85%	15%
Republicans.....	57	43

JULY 7

EUROPEAN WAR

Interviewing Date 6/27-7/2/40
Survey #199-K

Question #5

If the question of the United States going to war against Germany and Italy came up for a national vote within the next two weeks, would you vote to go into the war or to stay out of the war?

Go to war..... 14%
Stay out..... 86

Eight per cent expressed no opinion.

By Region

	<i>Go to War</i>	<i>Stay Out</i>
New England.....	14%	86%
Middle Atlantic.....	14	86
East Central.....	10	90
West Central.....	11	89
South.....	23	77
West.....	16	84

By Income

Upper.....	10%	90%
Middle.....	14	86
Lower.....	16	84

Interviewing Date 6/27-7/2/40
Survey #199-K

Question #12

Which side do you think will win the war?

Allies.....	32%
Axis.....	35
No opinion.....	33

JULY 8

REPUBLICAN PRESIDENTIAL CANDIDATES

Special Survey conducted between June 25-27, 1940.

Asked of Republicans: Whom would you like to see elected President this year?

Willkie.....	44%
Dewey.....	29
Taft.....	13
Others, no opinion.....	14

JULY 10

UNIVERSAL MILITARY TRAINING

Interviewing Date 6/27-7/2/40
Survey #199-K

Question #1

Asked of men between ages 21-25: Do you think every able-bodied young man 20 years old should be made to serve in the army or the navy for one year?

Yes.....	52%
No.....	48

Interviewing Date 6/27-7/2/40
Survey #199-K

Question #6

Asked of men between ages 21-46: If the United States were attacked by some foreign country, which branch of the armed forces would you prefer to serve in?

Army.....	44%
Air force.....	29
Navy.....	24
Others.....	3

Eleven per cent expressed no opinion.

By Age
21-30 Years

Army.....	34%
Air force.....	34
Navy.....	29
Others.....	3

30-45 Years

Army.....	50%
Air force.....	26
Navy.....	22
Others.....	2

JULY 12

PRESIDENTIAL TRIAL HEAT

Interviewing Date 7/5-10/40
Survey #200-K
Question #9
If President Roosevelt runs for a third term on the Democratic ticket against Wendell Willkie on the Republican ticket how would you vote?

Roosevelt.....	53%
Willkie.....	47

Ten per cent expressed no opinion.

JULY 12

NEVILLE CHAMBERLAIN

Special Survey
Asked in Great Britain: Do you think Neville Chamberlain should be dropped from the Government?

Yes.....	77%
No.....	23

JULY 14

PARTY PLATFORMS

Interviewing Date 7/5-10/40
Survey #200-K
Question #8a

Have you read or heard about the Republican party platform?

Yes.....	26%
No.....	74

By Political Affiliation

	<i>Yes</i>	<i>No</i>
Democrats.....	22%	78%
Republicans.....	31	69

Interviewing Date 7/5-10/40
Survey #200-K
Question #8c

Do you think many voters pay attention to political platforms today?

Yes.....	27%
No.....	73

Interviewing Date 7/5-10/40
Survey #200-K
Question #8d

Should the platform of a political party be drawn up by the convention or by the man nominated for President?

Convention.....	67%
President.....	33

JULY 15

NATIONAL DEFENSE

Interviewing Date 6/27-7/3/40
Survey #199-K
Question #2

Which party do you think would do the better job of strengthening our country's national defenses — the Republican or the Democratic?

Republican.....	38%
Democratic.....	38
No difference.....	24

Twelve per cent expressed no opinion.

By Political Affiliation

Democrats

Republican	5%
Democratic	71
No difference	24

Republicans

Republican	69%
Democratic	8
No difference	23

JULY 18

WORKS PROJECTS ADMINISTRATION

Special Survey

The head of the W.P.A. says W.P.A. workers who go on strike will be dropped from the W.P.A. after five days on strike. Do you approve or disapprove of this action?

Approve	74%
Disapprove	26

JULY 19

AID TO ENGLAND

Interviewing Date 7/5-10/40
Survey #200-K Question #3d

Do you think we are giving enough help to England, or do you think more ways should be found to give England help, short of going to war?

Give more help	53%
Enough help now	41
Give less help	6

Ten per cent expressed no opinion.

By Political Affiliation

Democrats

Give more help	56%
Enough help now	38
Give less help	6

Republicans

Give more help	50%
Enough help now	44
Give less help	6

JULY 20

PRESIDENTIAL TRIAL HEAT

Special Survey

Asked in New York State: If the presidential election were held today, would you vote for Franklin Roosevelt or Wendell Willkie?

Roosevelt	49%
Willkie	51

Fourteen per cent expressed no opinion.

JULY 22

PANAMA CANAL

Interviewing Date 7/5-10/40
Survey #200-K Question #7

If Germany defeats England, should the United States take immediate possession of the English, French, and Dutch territories in the area of the Panama Canal?

Yes	87%
No	13

Thirteen per cent expressed no opinion.

By Political Affiliation

	Yes	No
Democrats	89%	11%
Republicans	86	14

By Region

New England	87%	13%
Middle Atlantic	87	13
East Central	84	16
West Central	87	13
South	94	6
West	88	12

**JULY 24
THIRD TERM**

Interviewing Date 7/5-10/40
Survey #200-K Question #10

Would you favor an amendment to the Constitution to prevent any President of the United States from serving a third term?

Yes..... 41%
No..... 59

By Political Affiliation

	Yes	No
Democrats.....	14%	86%
Republicans.....	69	31

**JULY 26
GOVERNMENT REGULATION OF
BUSINESS AND UNIONS**

Interviewing Date 5/5-10/40
Survey #193-K Question #6a

During the next four years do you think business should be regulated to a greater extent by the Federal Government?

Yes..... 33%
No..... 67

Seventeen per cent expressed no opinion.

Interviewing Date 5/5-10/40
Survey #193-K Question #6b

Do you think labor unions should be regulated to a greater extent by the Federal Government?

Yes..... 75%
No..... 25

Eighteen per cent expressed no opinion.

**JULY 28
PRESIDENTIAL TRIAL HEAT**

Special Survey

Asked in Pennsylvania: If the presidential election were held today, would you vote for Franklin Roosevelt or Wendell Willkie?

Roosevelt..... 48%
Willkie..... 52

Thirteen per cent expressed no opinion.

**JULY 29
UNIVERSAL MILITARY TRAINING**

Interviewing Date 7/21-26/40
Survey #203-K Question #1

Do you think every able-bodied young man 20 years old should be made to serve in the armed forces for one year?

Yes..... 67%
No..... 33

Seven per cent expressed no opinion

By Age

	Yes	No
15-20 Years.....	67%	33%
21-29 Years.....	62	38
30-49 Years.....	69	31
50 Years and over.....	68	32

By Sex

Men.....	70%	30%
Women.....	64	36

**JULY 31
PRESIDENTIAL TRIAL HEAT**

Special Survey

Asked in California: If the presidential election were held today, would you vote for Franklin Roosevelt or Wendell Willkie?

Roosevelt..... 54%
 Willkie..... 46

Fourteen per cent expressed no opinion.

**AUGUST 2
 PRESIDENTIAL TRIAL HEAT**

Special Survey

Asked in Texas: If the presidential election were held today, would you vote for Franklin Roosevelt or Wendell Willkie?

Roosevelt..... 85%
 Willkie..... 15

Nine per cent expressed no opinion.

**AUGUST 4
 PARTY AFFILIATION**

Interviewing Date 7/21-26/40
 Survey #203-K Question #4

In politics, do you consider yourself a Democrat, Republican, Socialist, or Independent?

Democrat..... 41%
 Republican..... 38
 Socialist..... 1
 Independent..... 20

Four per cent expressed no opinion.

By Region

	<i>Independent</i>
New England.....	30%
Middle Atlantic.....	21
East Central.....	23
West Central.....	21
South.....	10
West.....	21

**AUGUST 5
 PRESIDENTIAL TRIAL HEAT**

Interviewing Date 7/21-26/40
 Survey #203-T Question #2

If the presidential election were held today, would you vote for the Republican candidate, Wendell Willkie, or the Democratic candidate, Franklin Roosevelt?

Roosevelt..... 51%
 Willkie..... 49

Thirteen per cent expressed no opinion.

**AUGUST 7
 PRESIDENTIAL TRIAL HEAT**

Interviewing Date 7/21-26/40
 Survey #203-T Question #2

Asked of first voters: If the presidential election were held today, would you vote for Franklin Roosevelt or Wendell Willkie?

Roosevelt..... 54%
 Willkie..... 46

By Income

	<i>Roosevelt</i>	<i>Willkie</i>
Upper.....	50%	50%
Middle.....	50	50
Lower.....	63	37

**AUGUST 9
 MOTION PICTURES**

Interviewing Date 7/13-18/40
 Survey #201-K Question #15

Would you rather go to a motion picture theater showing a single feature or to one showing a double feature?

Single feature..... 57%
 Double feature..... 43

By Age		
	Single	Double
6-12 Years.....	23%	77%
12-17 Years.....	42	58
18-24 Years.....	60	40
24 Years and over.....	68	32

By Income		
Upper.....	75%	25%
Middle.....	63	37
Lower.....	47	53
Reliefers.....	42	58

AUGUST 11
UNIVERSAL MILITARY TRAINING

Interviewing Date 7/21-26/40
Survey #203-K Question #1
Do you think every able-bodied young man 20 years old should be made to serve in the armed forces for one year?

Yes.....	66%
No.....	34

Eight per cent expressed no opinion.

By Sex		
	Yes	No
Men.....	68%	32%
Women.....	63	37

By Political Affiliation		
Democrats.....	73%	27%
Republicans.....	60	40

AUGUST 14
PRESIDENTIAL TRIAL HEAT

Interviewing Date 8/2-7/40
Survey #204-K Question #12
Asked in cities over 500,000 in population: If the presidential election were held today, would you vote for Franklin Roosevelt or Wendell Willkie?

Roosevelt.....	57%
Willkie.....	43

By City		
	Roosevelt	Willkie
New York.....	62%	38%
Chicago.....	51	49
Philadelphia.....	56	44

AUGUST 14
WINSTON CHURCHILL

Special Survey
Asked in Great Britain: In general, do you approve or disapprove of Mr. Churchill as Prime Minister?

Approve.....	88%
Disapprove.....	7
No opinion.....	5

AUGUST 16
NATIONAL GUARD

Interviewing Date 8/2-7/40
Survey #204-T Question #4
Do you think the National Guard should be called for one year of training?

Yes.....	85%
No.....	15

Nine per cent expressed no opinion.

AUGUST 18
BRITISH REFUGEES

Interviewing Date 8/2-7/40
Survey #204-K Question #9
It has been suggested that the United States send American passenger ships to England to bring English refugee women and children to the United States to stay until the war is

over. Would you approve or disapprove of sending our ships if Germany and Italy agree not to attack them?

Approve..... 63%
Disapprove..... 37

Eight per cent expressed no opinion.

By Region

	Approve	Disapprove
New England.....	64%	36%
Middle Atlantic.....	64	36
East Central.....	59	41
West Central.....	64	36
South.....	67	33
West.....	60	40

**AUGUST 19
DEFENSE PRODUCTION**

Interviewing Date 8/2-7/40
Survey #204-K

Question #8a

Are you satisfied with the present rate of production of airplanes, tanks, warships, and guns for our national defense program?

Yes..... 32%
No..... 40
No opinion..... 28

By Region

New England and Middle Atlantic

Yes..... 34%
No..... 41
No opinion..... 25

East Central

Yes..... 27%
No..... 42
No opinion..... 31

West Central

Yes..... 37%
No..... 33
No opinion..... 30

South

Yes..... 27%
No..... 42
No opinion..... 31

West

Yes..... 33%
No..... 39
No opinion..... 28

By Political Affiliation

Democrats

Yes..... 35%
No..... 37
No opinion..... 28

Republicans

Yes..... 29%
No..... 42
No opinion..... 29

Interviewing Date 8/2-7/40
Survey #204-K

Question #8b

Do you happen to know whether or not tank production has been substantially increased?

Believe it has..... 19%
Believe it has not..... 6
Don't know..... 75

**AUGUST 19
AID TO ENGLAND**

Interviewing Date 8/11-16/40
Survey #206-K

Question #2

General Pershing says the United States should sell to England 50 of our destroyer ships which were built during the last World War and are now being put back in service. Do you approve or disapprove of our Government selling these destroyers to England?

Approve..... 62%
 Disapprove..... 38

Eight per cent expressed no opinion.

Interviewing Date 8/11-16/40
 Survey #206-T Question #2

England needs destroyer ships to replace those which have been damaged or sunk. The United States has some destroyers which were built during the last World War and are now being put back in active service. Do you think we should sell some of these ships to England?

Yes..... 61%
 No..... 39

Nine per cent expressed no opinion.

Note: The question covering the issue was worded in two different ways, and each version was put to a separate but comparable cross section of voters. The two wordings brought almost exactly the same result.

**AUGUST 21
 PRESIDENTIAL TRIAL HEAT**

Special Survey

Asked in Ohio: If the presidential election were held today, would you vote for Franklin Roosevelt or Wendell Willkie?

Roosevelt..... 47%
 Willkie..... 53

**AUGUST 23
 PRESIDENTIAL TRIAL HEAT**

Special Survey

Asked in New Jersey: If the presidential election were held today, would you vote for Franklin Roosevelt or Wendell Willkie?

Roosevelt..... 49%
 Willkie..... 51

**AUGUST 24
 PRESIDENTIAL TRIAL HEAT**

Special Survey

If the presidential election were held today, would you vote for Franklin Roosevelt or Wendell Willkie?

Roosevelt..... 51%
 Willkie..... 49

Twelve per cent expressed no opinion.

**AUGUST 28
 PRESIDENTIAL TRIAL HEAT**

Special Survey

If the presidential election were held today, would you vote for Franklin Roosevelt or Wendell Willkie?

By Income

	Roosevelt	Willkie
Upper.....	29%	71%
Middle.....	47	53
Lower.....	66	34
Reliefers.....	75	25

**AUGUST 30
 THE DRAFT**

Interviewing Date 8/11-16/40
 Survey #206-K Question #1a

Do you favor increasing the size of our army and navy now by drafting men between the ages of 21 and 31 to serve in the armed forces for one year?

Yes..... 71%
 No..... 29

Five per cent expressed no opinion.

Montana Only

Yes..... 62%
 No..... 38

Eleven per cent of those polled in Montana expressed no opinion.

Interviewing Date 8/11-16/40
 Survey #206-K Question #1b

Asked of men between the ages of 16 and 20: If the draft law is passed, will you, personally, have any objection to spending a year in some branch of military service?

Yes..... 19%
 No..... 81

**AUGUST 31
 PARTY STRENGTH**

Special Survey

Asked in Maine: Which party would you like to see win the presidential election this year?

Republican..... 64%
 Democratic..... 36

Twelve per cent expressed no opinion.

**SEPTEMBER 2
 EUROPEAN WAR**

Interviewing Date 8/2-7/40
 Survey #204-K Question #7a

If there is starvation in France, Holland, and Belgium this winter, should the United States try to send food to those countries in our ships?

Yes..... 38%
 No..... 62

Ten per cent expressed no opinion.

By Region

	Yes	No
New England.....	37%	63%
Middle Atlantic.....	37	63
East Central.....	41	59
West Central.....	38	62
South.....	37	63
West.....	38	62

Farmers Only

Yes..... 35%
 No..... 65

Interviewing Date 8/2-7/40
 Survey #204-K Question #7b

Asked of those who replied in the affirmative: Would you be willing to send food even if some might go to the Germans?

Yes..... 22%
 No..... 78

**SEPTEMBER 3
 PRESIDENTIAL TRIAL HEAT**

Interviewing Date 8/24-29/40
 Survey #207-K Question #9a

Whom do you favor for President — Franklin Roosevelt or Wendell Willkie?

Roosevelt..... 51%
 Willkie..... 49

Ten per cent expressed no opinion.

**SEPTEMBER 4
 EUROPEAN WAR**

Interviewing Date 8/10-15/40
 Survey #205-K Question #6

If England is defeated between now and election time and it looks as though the United States might have to fight Germany, which candidate would you prefer for President — Willkie or Roosevelt?

Roosevelt..... 58%
 Willkie..... 42

Ten per cent expressed no opinion.

**SEPTEMBER 5
 EUROPEAN WAR**

Interviewing Date 8/11-16/40
 Survey #206-K Question #2

England needs destroyer ships to replace those which have been damaged or sunk. The United States has some destroyers which were built during the last World War and are now being put back in active service. Do you think we should sell some of these ships to England?

Yes..... 60%
 No..... 40

Ten per cent expressed no opinion.

By Political Affiliation

	Yes	No
Democrats.....	63%	37%
Republicans.....	58	42

**SEPTEMBER 6
 PRESIDENTIAL CAMPAIGN**

Interviewing Date 8/24-29/40
 Survey #207-K Question #1

Wendell Willkie proposed that he and President Roosevelt hold a series of debates, both speaking from the same platform. Do you think the President should accept the proposal?

Yes..... 49%
 No..... 51

Fourteen per cent expressed no opinion.

**SEPTEMBER 8
 THE CENSUS**

Interviewing Date 5/16-21/40
 Survey #194-K Question #8

Has a Government census taker called at your home and obtained the information for the Government about you?

Yes..... 98%
 No..... 2

**SEPTEMBER 8
 PRESIDENTIAL TRIAL HEAT**

Special Survey

Asked in Maine: If the presidential election were held today, would you vote for Franklin Roosevelt or Wendell Willkie?

Roosevelt..... 36%
 Willkie..... 64

**SEPTEMBER 11
 EUROPEAN WAR**

Interviewing Date 9/5-10/40
 Survey #209-K Question #1

Which side do you think will win the war?

England..... 43%
 Germany..... 17
 No opinion..... 40

Interviewing Date 8/24-29/40
 Survey #207-K Question #7

Recently the English claimed that they shot down 387 German planes in one week and lost only 94 of their own. Do you think this report is accurate?

Yes..... 19%
 No..... 58
 No opinion..... 23

Interviewing Date 8/24-29/40
Survey #207-T

Question #7

Recently the Germans claimed that they shot down 427 English planes in one week and lost only 99 of their own. Do you think this report is accurate?

Yes..... 3%
No..... 86
No opinion..... 11

**SEPTEMBER 13
PRESIDENTIAL TRIAL HEAT**

Interviewing Date 8/24-29/40
Survey #207-K

Question #9a

Asked of labor union members: If the presidential election were held today, would you vote for Franklin Roosevelt or Wendell Willkie?

Roosevelt..... 64%
Willkie..... 36

Twelve per cent expressed no opinion.

A.F.L. Members Only

Roosevelt..... 62%
Willkie..... 38

C.I.O. Members Only

Roosevelt..... 75%
Willkie..... 25

**SEPTEMBER 15
EUROPEAN WAR**

Interviewing Date 8/24-29/40
Survey #207-K

Question #3a

Mr. Bullitt, our Ambassador to France, says that if Great Britain is defeated the Germans will invade the United States. Do you think they will?

Yes..... 42%
No..... 45
No opinion..... 13

Interviewing Date 8/2-7/40
Survey #204-K

Question #6b

Without mentioning names, do you think there are any fifth columnists in this community?

Yes..... 48%
No..... 26
No opinion..... 26

**SEPTEMBER 15
PRESIDENTIAL TRIAL HEAT**

Special Survey

If the presidential election were held today, would you vote for Franklin Roosevelt or Wendell Willkie?

Missouri Only

Roosevelt..... 53%
Willkie..... 47

Ten per cent expressed no opinion.

Kentucky Only

Roosevelt..... 55%
Willkie..... 45

Nine per cent expressed no opinion.

West Virginia Only

Roosevelt..... 55%
Willkie..... 45

Thirteen per cent expressed no opinion.

Maryland Only

Roosevelt..... 56%
Willkie..... 44

Thirteen per cent expressed no opinion.

Delaware Only

Roosevelt..... 55%
Willkie..... 45

Twelve per cent expressed no opinion.

**SEPTEMBER 20
PRESIDENTIAL TRIAL HEAT**

Interviewing Date 9/5-10/40
Survey #209-K Question #4

*Whom do you favor for President —
Franklin Roosevelt or Wendell Willkie?*

Roosevelt..... 55%
Willkie..... 45

Eleven per cent expressed no opinion.

Roosevelt States

	<i>Roosevelt</i>	<i>Willkie</i>
South Carolina.....	98%	2%
Mississippi.....	95	5
Georgia.....	86	14
Louisiana.....	86	14
Alabama.....	85	15
Texas.....	83	17
Arkansas.....	80	20
Florida.....	75	25
North Carolina.....	72	28
Virginia.....	70	30
Tennessee.....	69	31
Arizona.....	69	31
Oklahoma.....	63	37
New Mexico.....	63	37
Nevada.....	62	38
Maryland.....	61	39
Montana.....	60	40
Delaware.....	60	40
California.....	58	42
Kentucky.....	58	42
West Virginia.....	57	43
Washington.....	57	43
Utah.....	57	43
Missouri.....	56	44
Connecticut.....	56	44
Rhode Island.....	56	44
Idaho.....	55	45
New Jersey.....	54	46
Michigan.....	54	46
Wyoming.....	54	46
Illinois.....	53	47

Ohio.....	53	47
Oregon.....	53	47
New York.....	52	48
Pennsylvania.....	52	48
Colorado.....	52	48
Minnesota.....	51	49
Wisconsin.....	51	49

Willkie States

	<i>Willkie</i>	<i>Roosevelt</i>
Maine.....	56%	44%
Vermont.....	56	44
South Dakota.....	55	45
Iowa.....	54	46
North Dakota.....	54	46
Kansas.....	53	47
Nebraska.....	53	47
Massachusetts.....	51	49
Indiana.....	51	49
New Hampshire.....	51	49

**SEPTEMBER 21
DEFENSE PRODUCTION**

Interviewing Date 9/5-10/40
Survey #208 Question #1a

*Are you satisfied with the present rate of
production of airplanes, tanks, warships,
and guns for our national defense program?*

Yes..... 40%
No..... 41
No opinion..... 19

By Political Affiliation

Democrats

Yes..... 46%
No..... 36
No opinion..... 18

Republicans

Yes..... 32%
No..... 48
No opinion..... 20

Interviewing Date 9/5-10/40
Survey #208

Question #1b

Asked of those who responded in the negative: Who do you think is responsible for defense delays?

Roosevelt.....	14%
Congress.....	11
Industry.....	3
Public apathy.....	2
Others.....	3
No opinion.....	8
	<hr/> 41%

**SEPTEMBER 23
NEUTRALITY**

Interviewing Date 9/5-10/40
Survey #209-K

Question #2

Which of these two things do you think is the most important for the United States to try to do — to keep out of war ourselves or to help England win, even at the risk of getting into the war?

Keep out.....	48%
Help England.....	52

Five per cent expressed no opinion.

By Region

	<i>Keep Out</i>	<i>Help England</i>
New England.....	48%	52%
Middle Atlantic.....	48	52
East Central.....	52	48
West Central.....	57	43
South.....	30	70
West.....	46	54

**SEPTEMBER 25
PRESIDENTIAL TRIAL HEAT**

Special Survey

Asked of Independent voters: If the presidential election were held today, would you

vote for Franklin Roosevelt or Wendell Willkie?

New York Only

Roosevelt.....	49%
Willkie.....	51

Twenty per cent expressed no opinion

Pennsylvania Only

Roosevelt.....	62%
Willkie.....	38

Nineteen per cent expressed no opinion.

Ohio Only

Roosevelt.....	52%
Willkie.....	48

Nineteen per cent expressed no opinion.

Illinois Only

Roosevelt.....	46%
Willkie.....	54

Nineteen per cent expressed no opinion.

Michigan Only

Roosevelt.....	53%
Willkie.....	47

Nineteen per cent expressed no opinion.

California Only

Roosevelt.....	52%
Willkie.....	48

Sixteen per cent expressed no opinion.

**SEPTEMBER 27
PRESIDENTIAL TRIAL HEAT**

Special Survey

If the presidential election were held today, would you vote for Franklin Roosevelt or Wendell Willkie?

By Community Size		
	<i>Roosevelt</i>	<i>Willkie</i>
500,000 and over	61%	39%
2,500-500,000	55	45
2,500 and under	51	49
Farms	53	47
Midwestern farms only	46	54

By Age		
21-24 Years	59%	41%
25-29 Years	59	41
30-49 Years	56	44
50 Years and over	54	46

**SEPTEMBER 28
ELECTION FORECAST**

Interviewing Date 9/19-24/40
Survey #210-K Question #8

*Regardless of how you yourself plan to vote,
who do you think will be elected President?*

Roosevelt	68%
Willkie	32

Sixteen per cent expressed no opinion.

By Political Affiliation		
	<i>Roosevelt</i>	<i>Willkie</i>
Democrats	96%	4%
Republicans	27	73

**OCTOBER 1
PRESIDENTIAL TRIAL HEAT**

Special Survey

*Asked in Nebraska: If the presidential
election were held today, would you vote
for Franklin Roosevelt or Wendell Willkie?*

Roosevelt	43%
Willkie	57

Eight per cent expressed no opinion.

**OCTOBER 2
PRESIDENTIAL TRIAL HEAT**

Special Survey

*Asked in Massachusetts: If the presidential
election were held today, would you vote for
Franklin Roosevelt or Wendell Willkie?*

Roosevelt	52%
Willkie	48

Six per cent expressed no opinion.

**OCTOBER 4
PRESIDENTIAL TRIAL HEAT**

Special Survey

*If the presidential election were held today,
would you vote for Franklin Roosevelt or
Wendell Willkie?*

California Only

Roosevelt	57%
Willkie	43

Nine per cent expressed no opinion.

Oregon Only

Roosevelt	56%
Willkie	44

Eleven per cent expressed no opinion.

Washington Only

Roosevelt	58%
Willkie	42

Ten per cent expressed no opinion.

**OCTOBER 6
PRESIDENTIAL TRIAL HEAT**

Interviewing Date 9/28-10/3/40
Survey #212-K Question #2

*Whom do you favor for President, Franklin
Roosevelt or Wendell Willkie?*

Roosevelt..... 56%
 Willkie..... 44

Nine per cent expressed no opinion. One per cent named a third party candidate.

**OCTOBER 9
 COMMUNIST PARTY**

Interviewing Date 9/22-27/40
 Survey #211-K Question #2a

Should Communist party candidates be allowed the same amount of time on the radio as the Democratic and Republican candidates?

Yes..... 29%
 No..... 71

Ten per cent expressed no opinion.

Interviewing Date 9/22-27/40
 Survey #211-K Question #2b

Do you think Communist party candidates should be allowed any time on the radio?

Yes..... 37%
 No..... 63

Thirteen per cent expressed no opinion.

Interviewing Date 9/22-27/40
 Survey #211-T Question #2a

Should Communist party candidates be allowed the same amount of free time on the radio as the Democratic and Republican candidates?

Yes..... 25%
 No..... 75

Eleven per cent expressed no opinion.

Interviewing Date 9/22-27/40
 Survey #211-T Question #2b

Do you think Communist party candidates should be allowed any free time on the radio?

Yes..... 31%
 No..... 69

Fifteen per cent expressed no opinion.

**OCTOBER 13
 PRESIDENTIAL TRIAL HEAT**

Special Survey

Asked of property owners: If the presidential election were held today, would you vote for Franklin Roosevelt or Wendell Willkie?

Roosevelt..... 47%
 Willkie..... 53

Ten per cent expressed no opinion.

**OCTOBER 14
 EUROPEAN WAR**

Interviewing Date 9/28-10/5/40
 Survey #212-K Question #1

If you were asked to vote today on the question of the United States entering the war against Germany and Italy, how would you vote — to go into the war or to stay out of the war?

Go in..... 17%
 Stay out..... 83

Eight per cent expressed no opinion.

By Region

	Go In	Stay Out
New England.....	18%	82%
Middle Atlantic.....	20	80
East Central.....	12	88
West Central.....	14	86
South.....	24	76
West.....	20	80

**OCTOBER 15
PRESIDENTIAL TRIAL HEAT**

Special Survey

If the presidential election were being held today, would you vote for Franklin Roosevelt or Wendell Willkie?

Illinois Only

Roosevelt..... 48%
Willkie..... 52

Eleven per cent expressed no opinion.

Ohio Only

Roosevelt..... 52%
Willkie..... 48

Ten per cent expressed no opinion.

Indiana Only

Roosevelt..... 47%
Willkie..... 53

Nine per cent expressed no opinion.

Michigan Only

Roosevelt..... 48%
Willkie..... 52

Nine per cent expressed no opinion.

**OCTOBER 20
JAPAN**

Interviewing Date 10/2-7/40
Survey #213-K Question #5

Do you think our Government should forbid the sale of arms, airplanes, gasoline, and other war materials to Japan?

Yes..... 90%
No..... 10

Eight per cent expressed no opinion.

By Political Affiliation

	Yes	No
Democrats.....	90%	10%
Republicans.....	90	10

Interviewing Date 10/2-7/40
Survey #213-K Question #6

President Roosevelt has forbidden the shipment of scrap iron from this country to Japan. Do you approve or disapprove?

Approve..... 96%
Disapprove..... 4

Eight per cent expressed no opinion.

By Political Affiliation

	Approve	Disapprove
Democrats.....	96%	4%
Republicans.....	95	5

**OCTOBER 21
PRESIDENTIAL CANDIDATES**

Interviewing Date 10/2-7/40
Survey #213-T Question #4

Asked of Willkie supporters: Have you, at any time since President Roosevelt was re-nominated, planned to vote for him?

Yes..... 8%
No..... 92

Interviewing Date 10/2-7/40
Survey #213-T Question #4a

Asked of those who replied in the affirmative: What was the main reason that changed your mind?

The following are listed in order of frequency of mention:

- Anxiety over a third term
- Roosevelt's policies will get us into war
- Favorable impression of Willkie

Interviewing Date 10/2-7/40
Survey #213-T

Question #4b

Asked of Roosevelt supporters: Have you, at any time since Mr. Willkie was nominated, planned to vote for him?

Yes..... 10%
No..... 90

Interviewing Date 10/2-7/40
Survey #213-T

Question #4c

Asked of those who replied in the affirmative: What was the main reason that changed your mind?

The following are listed in order of frequency of mention:

- Disappointment with Willkie's speeches and campaign
- Roosevelt's experience is needed in current war crisis

**OCTOBER 22
PRESIDENTIAL TRIAL HEAT**

Interviewing Date 10/7-12/40
Survey #214-T

Question #3

If there were no war in Europe today, which presidential candidate would you vote for, Franklin Roosevelt or Wendell Willkie?

Roosevelt..... 47%
Willkie..... 53

Eight per cent expressed no opinion.

**OCTOBER 25
PRESIDENTIAL TRIAL HEAT**

Interviewing Date 10/11-16/40
Survey #215-K

Question #5

Asked in New York State: If the presidential election were held today, would you vote for Franklin Roosevelt or Wendell Willkie?

Roosevelt..... 51%
Willkie..... 49

Nine per cent expressed no opinion.

New York City Only

Roosevelt..... 61%
Willkie..... 39

Upstate Only

Roosevelt..... 40%
Willkie..... 60

**OCTOBER 26
PRESIDENTIAL TRIAL HEAT**

Interviewing Date 10/11-16/40
Survey #215-K

Question #5

If the presidential election were held today, would you vote for Franklin Roosevelt or Wendell Willkie?

Maine Only

Roosevelt..... 46%
Willkie..... 54

Six per cent expressed no opinion.

New Hampshire Only

Roosevelt..... 49%
Willkie..... 51

Eight per cent expressed no opinion.

Vermont Only

Roosevelt..... 43%
Willkie..... 57

Eight per cent expressed no opinion.

Massachusetts Only

Roosevelt..... 51%
Willkie..... 49

Seven per cent expressed no opinion.

Rhode Island Only

Roosevelt..... 55%
Willkie..... 45

Eight per cent expressed no opinion.

Connecticut Only

Roosevelt..... 54%
Willkie..... 46

Eleven per cent expressed no opinion.

Ohio Only

Roosevelt..... 49%
Willkie..... 51

Four per cent expressed no opinion.

Indiana Only

Roosevelt..... 47%
Willkie..... 53

Four per cent expressed no opinion.

**OCTOBER 26
MINNESOTA POLITICS**

Interviewing Date 10/11-16/40
Survey #215-K Question #12

Asked in Minnesota: For whom do you plan to vote for Governor?

Harold Stassen..... 59%
Hjalmar Petersen..... 28
Ed Murphy..... 13

Ten per cent expressed no opinion.

**OCTOBER 27
PRESIDENTIAL TRIAL HEAT**

Interviewing Date 10/11-16/40
Survey #215-K Question #5

If the presidential election were held today, would you vote for Franklin Roosevelt or Wendell Willkie?

Roosevelt..... 54.5%
Willkie..... 45.5

Seven per cent expressed no opinion.

**OCTOBER 30
PRESIDENTIAL TRIAL HEAT**

Interviewing Date 10/11-16/40
Survey #215-K Question #5

If the presidential election were held today, would you vote for Franklin Roosevelt or Wendell Willkie?

**OCTOBER 31
EUROPEAN WAR**

Special Survey

Asked in Great Britain: From what you have experienced or read or heard about during the past few weeks do you think it is possible or impossible for Germany to win the war by air attack alone on this country?

Possible..... 6%
Impossible..... 80
Don't know..... 14

**OCTOBER 31
PRESIDENTIAL TRIAL HEAT**

Interviewing Date 10/11-16/40
Survey #215-K Question #2a

If the presidential election were held today, would you vote for Franklin Roosevelt or Wendell Willkie?

Missouri Only

Roosevelt..... 49%
Willkie..... 51

Seven per cent expressed no opinion.

Kentucky Only

Roosevelt..... 54%
Willkie..... 46

Seven per cent expressed no opinion.

Oklahoma Only

Roosevelt..... 55%
Willkie..... 45

Ten per cent expressed no opinion.

**NOVEMBER 1
PRESIDENTIAL TRIAL HEAT**

Interviewing Date 10/24-29/40
Survey #217 Question #2a

*If the presidential election were held today,
would you vote for Franklin Roosevelt or
Wendell Willkie?*

Wisconsin Only

Roosevelt..... 48%
Willkie..... 52

Michigan Only

Roosevelt..... 48%
Willkie..... 52

Minnesota Only

Roosevelt..... 51%
Willkie..... 49

Maryland Only

Roosevelt..... 58%
Willkie..... 42

**NOVEMBER 4
PRESIDENTIAL TRIAL HEAT —
FINAL POLL**

Interviewing Date 10/26-31/40
Survey #218-K Question #2a

*If the presidential election were held today,
would you vote for Franklin Roosevelt or
Wendell Willkie?*

Roosevelt..... 52%
Willkie..... 48

By State

Roosevelt States

	<i>Roosevelt</i>
South Carolina.....	97%
Mississippi.....	94
Georgia.....	87
Alabama.....	86
Louisiana.....	86
Arkansas.....	82
Texas.....	79
North Carolina.....	72
Florida.....	72
Virginia.....	70
Tennessee.....	64
Arizona.....	61
Maryland.....	59
West Virginia.....	59
California.....	58
Montana.....	57
Washington.....	57
Nevada.....	56
Oklahoma.....	56
Delaware.....	56
Utah.....	55
Kentucky.....	54
Oregon.....	54
Rhode Island.....	54
Wyoming.....	53
New Mexico.....	53
Connecticut.....	53
New Jersey.....	52
Massachusetts.....	51
Minnesota.....	51

Willkie States

	<i>Willkie</i>
Nebraska.....	59%
South Dakota.....	59
Vermont.....	58
Maine.....	57
Kansas.....	57
Iowa.....	55
Indiana.....	55
Colorado.....	55
North Dakota.....	54
Illinois.....	52
Michigan.....	52

	<i>Willkie</i>
Wisconsin.....	52%
Ohio.....	51
New York.....	51
Pennsylvania.....	51
Missouri.....	51
New Hampshire.....	51
Idaho.....	51

**NOVEMBER 9
ELECTION ANALYSIS**

The American Institute of Public Opinion's final preelection report showed Franklin Roosevelt with 52% of the total popular vote, or 2.5% less than he received in the election returns.

By Region

	<i>Gallup Poll</i>	
	<i>For Roosevelt</i>	<i>Error</i>
New England.....	50.5%	-2.6%
Middle Atlantic.....	49.5	-2.9
East North Central..	47.8	-3.1
West North Central..	46.6	-2.2
South Atlantic.....	68.1	-0.4
East South Central..	66.1	-4.0
West South Central..	73.1	-1.1
Mountain.....	51.7	-4.2
Pacific.....	56.0	-2.0
Average Error.....		2.5%

**NOVEMBER 10
NATIONAL DEFENSE**

Interviewing Date 10/24-29/40
Survey #220

Question #4

Who do you think will do the better job of strengthening our national defense — Roosevelt or Willkie?

Roosevelt.....	61%
Willkie.....	39

Thirteen per cent expressed no opinion.

Interviewing Date 10/24-29/40
Survey #220

Question #5

If the United States should get into the war, which man would you prefer to have as President — Roosevelt or Willkie?

Roosevelt.....	60%
Willkie.....	40

Nine per cent expressed no opinion.

**NOVEMBER 15
EUROPEAN WAR**

Special Survey

Asked in Great Britain: In view of the indiscriminate bombing of this country, would you approve or disapprove if the R.A.F. adopted a similar policy of bombing the civilian population of Germany?

Approve.....	46%
Disapprove.....	46
No opinion.....	8

**NOVEMBER 18
AID TO ENGLAND**

Interviewing Date 10/11-16/40
Survey #215-K

Question #1a

If it appears that England will be defeated by Germany and Italy unless the United States supplies her with more food and war materials, would you be in favor of giving more help to England?

Yes.....	90%
No.....	10

Six per cent expressed no opinion.

By Region

	<i>Yes</i>	<i>No</i>
New England.....	92%	8%
Middle Atlantic.....	92	8
East Central.....	87	13
West Central.....	86	14
South.....	94	6
West.....	90	10

**NOVEMBER 20
NEUTRALITY**

Interviewing Date 10/7-12/40
Survey #219-K

Question #1

The Johnson Act prevents any country that has stopped paying interest on its debt of the last World War from borrowing money in the United States. Would you approve of changing this law so that England could borrow money from our Government?

Yes..... 54%
No..... 46

Twelve per cent expressed no opinion.

**NOVEMBER 22
BUSINESS AND LABOR REGULATION**

Interviewing Date 10/26-31/40
Survey #219-K

Question #4a

During the next four years do you think there should be more or less regulation of business by the Federal Government than at present?

More..... 27%
Less..... 51
Same..... 22

Twenty per cent expressed no opinion.

Interviewing Date 10/26-31/40
Survey #219-K

Question #4b

During the next four years do you think there should be more or less regulation of labor unions by the Federal Government than at present?

More..... 60%
Less..... 21
Same..... 19

Twenty-seven per cent expressed no opinion.

**NOVEMBER 24
AID TO ENGLAND**

Interviewing Date 10/11-16/40
Survey #215-K

Question #1d

Should the United States send more airplanes to England, even though this might delay our own national defense program?

Yes..... 60%
No..... 40

Ten per cent expressed no opinion.

By Region

	Yes	No
New England.....	60%	40%
Middle Atlantic.....	60	40
East Central.....	54	46
West Central.....	56	44
South.....	72	28
West.....	64	36

**NOVEMBER 25
PROHIBITION**

Interviewing Date 11/5-10/40
Survey #223

Question #1

If the question of national prohibition should come up again, would you vote for prohibition?

Yes..... 32%
No..... 68

Seven per cent expressed no opinion.

By Region

	Yes	No
New England.....	24%	76%
Middle Atlantic.....	23	77
East Central.....	35	65
West Central.....	36	64
South.....	44	56
West.....	44	56

By Community Size

100,000 and over.....	21%	79%
10,000-100,000.....	29	71
Under 10,000.....	38	62
Farms.....	46	54

**NOVEMBER 27
EUROPEAN WAR**

Interviewing Date 10/25-29/40
Survey #221 Question #1

Which side do you think will win the war?

England.....	63%
Germany.....	7
No opinion.....	30

**NOVEMBER 29
AID TO GREECE**

Interviewing Date 11/21-26/40
Survey #224-T Question #14

Do you think the United States should lend money to Greece for the purchase of arms, airplanes, and other war materials?

Yes.....	60%
No.....	40

Fifteen per cent expressed no opinion.

**NOVEMBER 30
EUROPEAN WAR**

Special Survey

Asked in Great Britain: From what you have experienced or read or heard about during the past few weeks, do you think it is possible or impossible for Germany to win the war by air attack alone on this country?

Possible.....	6%
Impossible.....	80
No opinion.....	14

**DECEMBER 2
EUROPEAN WAR**

Interviewing Date 10/26-31/40
Survey #219-K Question #1

Do you think the United States will go into the war in Europe sometime before it is over, or do you think we will stay out of the war?

Go in.....	59%
Stay out.....	41

Six per cent expressed no opinion.

**DECEMBER 4
DIES COMMITTEE**

Interviewing Date 11/21-26/40
Survey #224-K Question #12b

Do you think the Dies Committee should be continued?

Yes.....	65%
No.....	7
No opinion, never heard of Committee.	28

**DECEMBER 11
EUROPEAN WAR**

Special Survey

Asked in Great Britain: If someone in your presence suggested that it would be a good idea to have a negotiated peace with Germany now, what would you do?

Agree that it would be a good idea.....	7%
Contradict him.....	59
Report him to the authorities.....	13
Say nothing, no opinion.....	21

**DECEMBER 8
NEUTRALITY**

Interviewing Date 10/11-16/40
Survey #215-K Question #1b

Should the Neutrality Law be changed so that American ships can carry war supplies to England?

Yes..... 40%
 No..... 60

Fourteen per cent expressed no opinion.

By Political Affiliation

	Yes	No
Democrats.....	48%	52%
Republicans.....	33	67

The South is the only section where a majority of those with opinions favor relaxing the Neutrality Law. Fifty-three per cent of Southerners voted yes, as compared with 40% in the East, and 33% in the farm-belt states of the Mississippi Valley.

**DECEMBER 13
 PANAMA CANAL**

Interviewing Date 12/1-6/40
 Survey #225-K Question #4

If England offers to pay its World War debt to the United States by giving us islands or land near the Panama Canal, would you approve our accepting this offer?

Yes..... 88%
 No..... 12

Ten per cent expressed no opinion.

**DECEMBER 15
 EUROPEAN WAR**

Special Survey

Asked in Great Britain: Do you think our enemy is the German people or only the Nazi Government?

People..... 52%
 Government..... 48

Less than 1% expressed no opinion.

**DECEMBER 16
 WORLD WAR I**

Interviewing Date 11/21-36/40
 Survey #224-K Question #6

Do you think it was a mistake for the United States to enter the last World War?

Yes..... 39%
 No..... 42
 No opinion..... 19

By Political Affiliation

Democrats

Yes..... 33%
 No..... 46
 No opinion..... 21

Republicans

Yes..... 46%
 No..... 38
 No opinion..... 16

By Age

21-34 Years

Yes..... 36%
 No..... 39
 No opinion..... 25

35-49 Years

Yes..... 37%
 No..... 44
 No opinion..... 19

50 Years and Over

Yes..... 44%
 No..... 42
 No opinion..... 14

**DECEMBER 18
 DRAFTING OF WOMEN**

Interviewing Date 12/1-6/40
 Survey #225-K Question #2

Would you be in favor of starting now to draft American women between the ages 21 and 35 to train them for jobs in war time?

Yes..... 48%
 No..... 52

Six per cent expressed no opinion.

By Sex

	Yes	No
Men.....	44%	56%
Women.....	52	48

By Income

Upper.....	41%	59%
Middle.....	44	56
Lower.....	55	45

Women Ages 21-35 Only

Yes..... 54%
 No..... 46

**DECEMBER 20
 JOHNSON ACT**

Interviewing Date 12/4-9/40
 Survey #225-T Question #3

The Johnson Act prevents any country that has stopped paying interest on its debt of the last World War from borrowing money in the United States. Would you approve of changing this law so that England could borrow money from our Government?

Yes..... 55%
 No..... 45

Nine per cent expressed no opinion.

By Region

	Yes	No
New England.....	57%	43%
Middle Atlantic.....	57	43
East Central.....	49	51
West Central.....	49	51
South.....	69	31
West.....	57	43

**DECEMBER 21
 CONSCIENTIOUS OBJECTORS**

Interviewing Date 12/4-9/40
 Survey #225-T Question #1

A group of students studying for the ministry who are conscientious objectors refused to register for the draft and were sentenced to a year in jail. Do you think this punishment was too severe or not severe enough?

About right..... 55%
 Too severe..... 24
 Not severe enough..... 21

**DECEMBER 22
 EUROPEAN WAR**

Special Survey
Asked in Great Britain: Do you think the Government should draw up and publish our war aims?

Yes..... 42%
 No..... 35
 No opinion..... 23

**DECEMBER 23
 HEALTH**

Interviewing Date 12/1-6/40
 Survey #225-K Question #10a

Would the health of your family be better if you had more money each week to spend on food?

Yes..... 40%
 No..... 60

Interviewing Date 12/1-6/40
 Survey #225-K Question #10b

Asked of those who responded in the affirmative: If you had more money, what foods would you spend it on?

Meat..... 37%
 Vegetables..... 31
 Fruit..... 27

Dairy products.....	21
"Good solid food".....	16
Bread and Cereals.....	7
Eggs.....	7
Sweets.....	5
Others.....	16
	<hr/>
	167%

Note: table adds to more than 40% because most people mentioned more than one item.

Interviewing Date 11/21-26/40
Survey #224-K

Question #14b

Do you happen to take regular physical exercise now?

Yes.....	24%
No.....	76

Interviewing Date 12/1-6/40
Survey #225-K

Question #11a

It has been suggested that the Federal Government organize a national program to interest more people in taking regular exercise to improve the health of the country. Would you approve or disapprove of such a program?

Approve.....	71%
Disapprove.....	29

Interviewing Date 12/1-6/40
Survey #225-K

Question #11b

Would you be willing to take part in such a program?

Yes.....	65%
No.....	35

**DECEMBER 26
PERSONAL SECURITY**

Interviewing Date 12/1-6/40
Survey #225-K

Question #8a

If you lost your present job or business and couldn't find other work, how long do you think you could hold out before you would have to apply for relief?

One month or less.....	25%
Two to six months.....	19
Six months to three years.....	13
Three years and over.....	29
Already on relief.....	14

Interviewing Date 12/1-6/40
Survey #225-K

Question #8b

Asked of these groups: For which candidate did you vote for President — Franklin Roosevelt or Wendell Willkie?

	Roosevelt	Willkie
One month or less....	60%	40%
Two to six months....	58	42
Six months to three years.....	49	51
Three years and over..	39	61
Already on relief.....	80	20

**DECEMBER 27
GERMANY**

Special Survey

Have you read or heard about the speech of a Nazi official published recently which said that the Germans plan to make slaves of the people in Europe and to control American industry and trade?

Yes.....	33%
No.....	67

Asked of those who replied in the affirmative: Do you believe that the Germans plan to do this?

Yes.....	80%
No.....	20

**DECEMBER 29
THE DRAFT**

Interviewing Date 12/18-23/40
Survey #226-K

Question #10b

Do you think the draft is being handled fairly?

Yes..... 92%
 No..... 8

Eleven per cent expressed no opinion.

Interviewing Date 12/18-23/40
 Survey #226-K Question #10a

Do you think the draft is a good thing?

Yes..... 89%
 No..... 11

Twelve per cent expressed no opinion.

Interviewing Date 12/18-23/40
 Survey #226-K Question #10c

Do you think the Army is taking good care of the men drafted so far?

Yes..... 91%
 No..... 9

Twelve per cent expressed no opinion.

**DECEMBER 30
 EUROPEAN WAR**

Interviewing Date 12/1-6/40
 Survey #225-K Question #5

If you were asked to vote on the question of the United States entering the war against Germany and Italy, how would you vote — to go into the war or to stay out of the war?

Go in..... 12%
 Stay out..... 88

Three per cent expressed no opinion.

By Region

	<i>Go In</i>	<i>Stay Out</i>
New England.....	13%	87%
Middle Atlantic.....	13	87
East Central.....	10	90
West Central.....	9	91
South.....	17	83
West.....	14	86

Interviewing Date 12/18-23/40
 Survey #226-K Question #1

Which of these two things do you think is the more important for the United States to try to do — to keep out of war ourselves, or to help England win even at the risk of getting into the war?

Keep out..... 40%
 Help England..... 60

Two per cent expressed no opinion.

By Region

	<i>Keep Out</i>	<i>Help England</i>
New England.....	38%	62%
Middle Atlantic.....	38	62
East Central.....	46	54
West Central.....	46	54
South.....	25	75
West.....	35	65

1941

JANUARY 3 EUROPEAN WAR

Interviewing Date 12/18-23/40
Survey #226-K Question #3

Do you think our country's future safety depends on England winning this war?

Yes..... 68%
No..... 26
No opinion..... 6

Interviewing Date 12/18-23/40
Survey #226-K Question #5

If the United States stopped sending war materials to England, do you think England would lose the war?

Yes..... 85%
No..... 8
No opinion..... 7

Interviewing Date 12/18-23/40
Survey #226-K Question #4b

If Germany tries to invade England within the next year, do you think she will be successful in conquering England?

Yes..... 11%
No..... 74
No opinion..... 15

JANUARY 4 WARPLANE PRODUCTION

Interviewing Date 12/18-23/40
Survey #226-K Question #11a

Do you think America's warplane production is going ahead fast enough?

Yes..... 28%
No..... 58
No opinion..... 14

Interviewing Date 12/18-23/40
Survey #226-K Question #11b

Asked of those who responded in the negative: Whose fault do you think it is?

The following are listed according to frequency of mention:

Roosevelt Administration
Labor and union leaders
Industry and business leaders
Congress and politicians
Government red tape

Interviewing Date 12/18-23/40
Survey #226-K Question #11c

About how many warplanes would you guess the United States is now producing a month?

Less than 800..... 25%
800-1,000..... 12
More than 1,000..... 13
No opinion..... 50

The correct answer is approximately 700.

JANUARY 5 DEFENSE INDUSTRIES

Interviewing Date 12/18-23/40
Survey #226-K Question #11c

In order to speed up defense production, should factories making war materials hire enough men to work 24 hours a day (three shifts)?

Yes..... 89%
 No..... 7
 Undecided..... 4

Interviewing Date 12/18-23/40
 Survey #226-K Question #13

If a factory refuses to make defense materials for the Government at a price considered reasonable by the Defense Commission, should the Government take over that factory?

Yes..... 71%
 No..... 22
 Undecided..... 7

Interviewing Date 12/2-7/40
 Survey #225-K Question #7a

Should employees of industries working on defense contracts have the right to protest if they believe they are underpaid?

Yes..... 69%
 No..... 22
 Undecided..... 9

Interviewing Date 12/2-7/40
 Survey #225-K Question #7b

Should they have the right to strike if their protests are not taken care of?

Yes..... 27%
 No..... 61
 Undecided..... 12

By Income

Upper

Yes..... 17%
 No..... 76
 Undecided..... 7

Middle

Yes..... 27%
 No..... 64
 Undecided..... 9

Lower

Yes..... 30%
 No..... 51
 Undecided..... 19

JANUARY 8

TAXES

Interviewing Date 12/18-23/40
 Survey #226-K Question #18

To pay the cost of defense, should every American family not on relief pay an income tax based on the family's earnings, no matter how little?

Yes..... 51%
 No..... 41
 No opinion..... 8

By Income

Upper

Yes..... 54%
 No..... 38
 No opinion..... 8

Middle

Yes..... 54%
 No..... 38
 No opinion..... 8

Lower

Yes..... 44%
 No..... 48
 No opinion..... 8

Interviewing Date 12/18-23/40
 Survey #226-T Question #18

In order to help pay the cost of defense, should the United States Government collect a national sales tax on everything that people buy?

Yes..... 42%
 No..... 49
 No opinion..... 9

Interviewing Date 12/18-23/40
Survey #226-K

Question #19

Which kind of tax would you prefer to raise money for defense — a national sales tax on everything you buy, or an income tax based upon the amount of income you receive, and collected from every family except those on relief?

Sales tax.....	30%
Income tax.....	54
Both.....	8
Other.....	3
No opinion.....	5

**JANUARY 10
EUROPEAN WAR**

Interviewing Date 1/2-7/41
Survey #227-K

Question #7

Which of these two things do you think it is more important for the United States to try to do — to keep out of the war ourselves, or to help England win, even at the risk of getting into the war?

Keep out.....	40%
Help England.....	60

By Region

	<i>Keep Out</i>	<i>Help England</i>
New England.....	37%	63%
Middle Atlantic.....	37	63
East Central.....	45	55
West Central.....	45	55
South.....	24	76
West.....	34	66

Interviewing Date 1/2-7/41
Survey #227-K

Question #6

If you were asked to vote on the question of the United States entering the war against Germany and Italy, how would you vote — to go into the war, or to stay out of the war?

Go in.....	12%
Stay out.....	88

By Region

	<i>Go In</i>	<i>Stay Out</i>
New England.....	13%	87%
Middle Atlantic.....	13	87
East Central.....	10	90
West Central.....	9	91
South.....	17	83
West.....	14	86

Interviewing Date 11/21-26/40
Survey #224-K

Question #6

Do you think it was a mistake for the United States to enter the last World War?

Yes.....	39%
No.....	42
No opinion.....	19

By Region

New England and Middle Atlantic

Yes.....	37%
No.....	44
No opinion.....	19

East Central

Yes.....	43%
No.....	35
No opinion.....	22

West Central

Yes.....	45%
No.....	42
No opinion.....	13

South

Yes.....	24%
No.....	55
No opinion.....	21

West

Yes.....	42%
No.....	38
No opinion.....	20

**JANUARY 12
STATEHOOD FOR HAWAII**

Interviewing Date 12/18-23/40
Survey #226-T Question #21

Do you favor admitting Hawaii into the Union as a state?

Yes..... 48%
No..... 23
No opinion..... 29

**JANUARY 13
IRELAND**

Interviewing Date 1/2-7/41
Survey #227-K Question #3

Would you like to see the Irish give up their neutrality and let the English use war bases along the Irish coast?

Yes..... 63%
No..... 16
No opinion..... 21

Irish-Americans Only

Yes..... 40%
No..... 52
No opinion..... 8

**JANUARY 15
EUROPEAN WAR**

Interviewing Date 12/18-23/40
Survey #226-K Question #1

Which of these two things do you think is the more important for the United States to try to do — keep out of the war ourselves, or help England win, even at the risk of war?

Roosevelt Voters in 1940

Keep out..... 38%
Help England..... 62

Willkie Voters in 1940

Keep out..... 40%
Help England..... 60

Interviewing Date 12/18-23/40
Survey #226-K Question #3

Do you think our country's future safety depends on England winning this war?

Roosevelt Voters in 1940

Yes..... 72%
No..... 22
No opinion..... 6

Willkie Voters in 1940

Yes..... 65%
No..... 30
No opinion..... 5

Interviewing Date 12/18-23/40
Survey #226-K Question #4

If a factory refuses to make defense materials for the Government at a price considered reasonable by the Defense Commission, should the Government take over that factory?

Roosevelt Voters in 1940

Yes..... 79%
No..... 15
No opinion..... 6

Willkie Voters in 1940

Yes..... 64%
No..... 31
No opinion..... 5

**JANUARY 17
AID TO ENGLAND**

Interviewing Date 1/2-7/41
Survey #227-K Question #2a

Since the English have lost many ships, they may not be able to come and get the war

materials we make for them. If this proves to be the case, should American ships with American crews be used to carry war materials to England?

Yes..... 42%
 No..... 45
 No opinion..... 13

By Region

New England and Middle Atlantic

Yes..... 39%
 No..... 47
 No opinion..... 14

East Central

Yes..... 38%
 No..... 50
 No opinion..... 12

West Central

Yes..... 38%
 No..... 49
 No opinion..... 13

South

Yes..... 58%
 No..... 26
 No opinion..... 16

West

Yes..... 45%
 No..... 42
 No opinion..... 13

Interviewing Date 1/2-7/41
 Survey #227-K

Question #2b

Asked of those who responded in the affirmative: If American ships and American crews are used to carry war materials to England, should these ships be guarded by our navy while crossing?

Yes..... 82%
 No..... 12
 No opinion..... 6

**JANUARY 19
 DEFENSE PRODUCTION**

Interviewing Date 12/18-23/40
 Survey #226-K

Question #15b

If it would help speed up the defense program, would you be willing to work more hours per week at the same rate of pay per hour as you are getting now?

Yes..... 68%
 No..... 27
 No opinion..... 5

**JANUARY 20
 DEFENSE WORK**

Interviewing Date 1/2-7/41
 Survey #227-K

Question #4b

Would you personally be willing to spend an hour each day training for home-guard, nursing, first-aid work, ambulance driving, or other defense work?

Yes..... 67%
 No..... 22
 No opinion..... 11

By Region

New England and Middle Atlantic

Yes..... 70%
 No..... 20
 No opinion..... 10

East Central

Yes..... 65%
 No..... 25
 No opinion..... 10

West Central

Yes..... 57%
 No..... 25
 No opinion..... 18

South	
Yes.....	71%
No.....	18
No opinion.....	11

West	
Yes.....	70%
No.....	20
No opinion.....	10

**JANUARY 22
LEND-LEASE**

Interviewing Date 1/11-16/41
Survey #228-K Question #4

If the British are unable to pay cash for war materials bought in this country, should our Government lend or lease war materials to the British, to be paid back in the same materials and other goods after the war is over?

Approve.....	68%
Disapprove.....	26
Undecided.....	6

By Political Affiliation

Democrats

Approve.....	74%
Disapprove.....	20
No opinion.....	6

Republicans

Approve.....	62%
Disapprove.....	32
No opinion.....	6

**JANUARY 27
PRESIDENT ROOSEVELT'S
POPULARITY**

Interviewing Date 1/11-16/41
Survey #228-K Question #9c

In general, do you approve or disapprove of Franklin Roosevelt as President?

Approve.....	71%
Disapprove.....	29

Nine per cent expressed no opinion.

**JANUARY 31
EUROPEAN WAR**

Interviewing Date 1/11-16/41
Survey #228-K Question #8

Which of these two things do you think England should do now — try to make the best possible peace now with Germany, or keep on fighting in the hope of defeating Germany?

Make peace now.....	15%
Keep on fighting.....	79
No opinion.....	6

**FEBRUARY 2
NATIONAL DEFENSE TRAINING**

Interviewing Date 1/2-7/41
Survey #227-K Question #5a

Do you think that boys between the ages of 16 and 21, who are out of high school, should spend one year in a training camp learning things useful to our defense program?

Yes.....	79%
No.....	14
No opinion.....	7

Interviewing Date 1/2-7/41
Survey #227-K Question #5b

Do you think that girls between the ages of 16 and 21, who are out of high school, should spend one year in a training camp learning things useful to our defense program?

Yes.....	56%
No.....	34
No opinion.....	10

**FEBRUARY 3
EUROPEAN WAR**

Interviewing Date 12/2-7/40
Survey #225-K

Question #5

If you were asked to vote on the question of the United States entering the war against Germany and Italy, how would you vote — to go into the war or to stay out of the war?

Go in..... 15%
Stay out..... 85

Nine per cent expressed no opinion.

**FEBRUARY 5
SENDING TROOPS OVERSEAS**

Interviewing Date 12/18-23/40
Survey #226-K

Question #9

Should a vote of the people be required before Congress can send men to fight overseas?

Yes..... 52%
No..... 48

Five per cent expressed no opinion.

Men Ages 21-36 Only

Yes..... 52%
No..... 48

**FEBRUARY 10
LEND-LEASE**

Interviewing Date 1/24-29/41
Survey #229-K

Question #4b

Do you think Congress should pass the President's Lend-Lease Bill?

Yes..... 54%
No..... 22
Qualified..... 15
No opinion..... 9

By Political Affiliation

Democrats

Yes..... 69%
No..... 13
Qualified..... 10
No opinion..... 8

Republicans

Yes..... 38%
No..... 30
Qualified..... 23
No opinion..... 9

By Region

New England and Middle Atlantic

Yes..... 54%
No..... 21
Qualified..... 16
No opinion..... 9

East Central

Yes..... 39%
No..... 35
Qualified..... 17
No opinion..... 9

West Central

Yes..... 53%
No..... 22
Qualified..... 15
No opinion..... 10

South

Yes..... 77%
No..... 8
Qualified..... 10
No opinion..... 5

West

Yes..... 55%
No..... 20
Qualified..... 16
No opinion..... 9

**FEBRUARY 16
BLACKOUTS**

Interviewing Date 1/24-29/41
Survey #229-K

Question #6

New York City is planning to have a practice blackout next month. Do you think all towns and cities in your state should have practice blackouts every few months?

Yes..... 42%
No..... 45
No opinion..... 13

By Region

	<i>Yes</i>
New England.....	50%
Middle Atlantic.....	50
East Central.....	34
West Central.....	31
South.....	39
West.....	46

**FEBRUARY 17
NEUTRALITY**

Special Survey

If American ships with American crews are used to carry war materials to Britain and some of them are sunk by the Germans on the way over, would you be in favor of going to war against Germany?

Yes..... 27%
No..... 61
No opinion..... 12

**FEBRUARY 19
LOTTERIES**

Interviewing Date 1/11-16/41
Survey #228-K

Question #8

Would you favor lotteries in this country run by the Federal Government to help pay some of the cost of national defense?

Yes..... 51%
No..... 38
No opinion..... 11

By Region

New England and Middle Atlantic

Yes..... 60%
No..... 30
No opinion..... 10

East Central

Yes..... 50%
No..... 39
No opinion..... 11

West Central

Yes..... 39%
No..... 46
No opinion..... 15

South

Yes..... 45%
No..... 40
No opinion..... 15

West

Yes..... 47%
No..... 43
No opinion..... 10

Interviewing Date 1/11-16/41
Survey #228-K

Question #11

Would you favor lotteries in your state run by the state government to help pay the cost of old-age pensions?

Yes..... 45%
No..... 41
No opinion..... 14

By Region

New England and Middle Atlantic

Yes..... 59%
No..... 31
No opinion..... 10

<i>East Central</i>	
Yes.....	40%
No.....	44
No opinion.....	16

<i>West Central</i>	
Yes.....	36%
No.....	51
No opinion.....	13

<i>South</i>	
Yes.....	31%
No.....	51
No opinion.....	18

<i>West</i>	
Yes.....	43%
No.....	43
No opinion.....	14

**FEBRUARY 21
SOUTH AMERICA**

Special Survey

If Brazil, Argentina, Chile, or any other Central or South American country is actually attacked by any European power, do you think the United States should fight to keep that European power out?

Yes.....	86%
No.....	14

Eight per cent expressed no opinion.

Which of the following statements best describes Central and South America? (on card)

Central and South America have very few natural resources such as good farm land, oil, coal, silver, gold, water-power, etc., and will probably always be poor, weak, and backward..... 8%

Central and South America have many natural resources and some time may become fairly wealthy and strong.... 33
Central and South America have many natural resources and probably will become very wealthy and powerful.... 48
Don't know..... 11

Do you think Germany will try to get control of Central and South American countries?

Yes.....	50%
Germany is already trying.....	38
No.....	7
Don't know.....	5

Do you think it is important for the United States to keep Germany from getting more influence or control over Central and South American countries than she now has?

Yes.....	93%
No.....	4
No opinion.....	3

Do you think the United States should lend money to Central and South American countries to help them build up their industries, railroads, and defenses?

Yes.....	58%
Qualified opinion.....	12
No.....	22
No opinion.....	8

**FEBRUARY 22
EUROPEAN WAR**

Special Survey

Asked in Great Britain: What are your thoughts when you hear there has been a very heavy air-raid?

Wonder how bombed people are getting on..... 28%

Intensify our bombing of German military targets	24
Bomb German civilians in retaliation.	22
Get better protection for people in this country	16
Find some way to end war.	10

Asked in Great Britain: Are you sleeping less than before the war?

Yes.	44%
No.	52
Don't know.	4

FEBRUARY 24

JAPAN

Interviewing Date 2/16-21/41
Survey #230-T Question #7a

Do you think the United States should try to keep Japan from seizing the Dutch East Indies and Singapore?

Yes.	56%
No.	24
No opinion.	20

Interviewing Date 2/16-21/41
Survey #230-T Question #7b

Do you think the United States should risk war with Japan, if necessary, in order to keep Japan from taking the Dutch East Indies and Singapore?

Yes.	39%
No.	46
No opinion.	15

FEBRUARY 26

THE MOVIES

Special Survey

Are there any motion pictures here that you especially liked? (Card listed pictures re-

leased between January 1 and November 30, 1940.)

The following are listed in order of frequency of mention:

- Boom Town
- Knute Rockne
- Rebecca
- Northwest Passage
- Strike up the Band
- The Fighting 69th

**Frequent Theatergoers
(Once a Week or More)**

- Boom Town
- Knute Rockne
- Northwest Passage
- Rebecca
- Strike Up the Band
- The Fighting 69th

**Infrequent Theatergoers
(Less than Once a Week)**

- Rebecca
- Boom Town
- Northwest Passage
- Knute Rockne
- The Fighting 69th
- All This and Heaven Too

**By Sex
Men**

- Knute Rockne
- Boom Town
- Northwest Passage
- The Fighting 69th
- Sea Hawk
- Strike Up the Band

Women

- Rebecca
- All This and Heaven Too
- Boom Town
- My Favorite Wife
- Strike Up the Band
- Waterloo Bridge

**FEBRUARY 28
LEND-LEASE**

Interviewing Date 2/16-21/41
Survey #230-K Question #1b

Do you think Congress should pass the President's Lend-Lease Bill?

Yes..... 55%
No..... 20
Qualified..... 11
No opinion..... 14

By Political Affiliation

Democrats

Yes..... 67%
No..... 13
Qualified..... 6
No opinion..... 14

Republicans

Yes..... 41%
No..... 28
Qualified..... 18
No opinion..... 13

**MARCH 3
WENDELL WILLKIE**

Interviewing Date 2/16-21/41
Survey #230-K Question #10c

Do you think Wendell Willkie would have made a good President if he had been elected last November?

Yes..... 60%
No..... 40

By Political Affiliation

	Yes	No
Democrats.....	39%	61%
Republicans.....	85	15

**MARCH 5
POSTWAR PEACE**

Interviewing Date 2/16-21/41
Survey #230-K Question #6a

Have you given any thought to what should be done to maintain world peace after the present European war is over?

Yes..... 34%
No..... 66

Interviewing Date 2/16-21/41
Survey #230-K Question #6b

Asked of those who responded in the affirmative: In your opinion, what should be done?

The following are listed according to frequency of mention:

An international federation
Moral, social, and political reform based on toleration and Christian principles
Divide Germany among the victors

**MARCH 8
EUROPEAN WAR**

Special Survey

Asked in Great Britain: Do you think the United States should take part in the peace settlement after the war?

Should..... 65%
Should not..... 15
No opinion..... 20

Asked in Great Britain: Was Erie right in refusing to allow Britain to use naval bases like Cobh, Berehaven, and Lough Swilly?

Yes..... 14%
No..... 62
No opinion..... 24

**MARCH 10
LEND-LEASE**

Interviewing Date 2/16-21/41
Survey #230-K

Question #1b

Do you think Congress should pass the Lend-Lease Bill?

Well-Informed Voters

Yes.....	59%
No.....	21
Qualified.....	17
No opinion.....	3

Fairly Well-Informed Voters

Yes.....	58%
No.....	22
Qualified.....	14
No opinion.....	6

Uninformed Voters

Yes.....	53%
No.....	23
Qualified.....	6
No opinion.....	18

Interviewing Date 2/16-21/41
Survey #230-K

Question #1c

If you were asked to vote today on the question of the United States entering the war against Germany and Italy, how would you vote — to go into the war or to stay out of the war?

Well-Informed Voters

Go in.....	17%
Stay out.....	78
No opinion.....	5

Fairly Well-Informed Voters

Go in.....	13%
Stay out.....	81
No opinion.....	6

Uninformed Voters

Go in.....	12%
Stay out.....	78
No opinion.....	10

The voters were classified well-informed if they correctly answered five of the following questions, fairly informed if they correctly answered two to five, uninformed if they answered less than two.

1) Can you tell me the name of the country where the armies of Greece and Italy are fighting?

Correct (Albania)..... 55%

2) Can you name four leaders of European countries and tell me what country each one heads?

Correct..... 62%

3) Can you tell me the five countries that Germany has conquered since the war began?

Correct..... 54%

4) Can you tell me what country controls Gibraltar?

Correct..... 68%

5) About how many miles would you say it is from London to Berlin?

Correct (600 miles)..... 27%

6) How many years has Hitler been in power?

Correct (8 years)..... 47%

MARCH 14

JAPAN

Interviewing Date 2/16-21/41
Survey #230-T

Question #7a

Do you think the United States should risk war with Japan, if necessary, to keep Japan from taking the Dutch East Indies and Singapore?

Yes.....	40%
No.....	39
No opinion.....	21

**MARCH 16
PRESIDENT ROOSEVELT'S
POPULARITY**

Interviewing Date 2/16-21/41
Survey #230-K Question #11c

In general, do you approve or disapprove of the way Franklin Roosevelt is handling his job as President today?

Approve..... 72%
Disapprove..... 28

Six per cent expressed no opinion.

**MARCH 17
INCOME TAX**

Interviewing Date 2/28-3/5/41
Survey #231-K Question #5a

Suppose you were a member of the United States Congress and it was your job to set the amount of taxes people must pay in the coming year. Let's take a typical family of four — a husband, wife, and two children. How much do you think this family, with a total income of \$3,000 a year — that is \$60 a week — should pay in personal income taxes next year?

Average
If public set tax rate..... \$60
(Approximate 1941 tax rate..... \$0)

Interviewing Date 2/28-3/5/41
Survey #231-K Question #5b

How much do you think this family, with a total income of \$5,000 a year — that is \$100 a week — should pay in personal income taxes next year?

Average
If public set tax rate..... \$200
(Approximate 1941 tax rate..... \$130)

Interviewing Date 2/28-3/5/41
Survey #231-K Question #5c

How much do you think this family, with a total income of \$10,000 a year — that is \$200 a week — should pay in personal income taxes next year?

Average
If public set tax rate..... \$600
(Approximate 1941 tax rate..... \$720)

Interviewing Date 2/29-3/5/41
Survey #231-K Question #5d

How much do you think this family, with a total income of \$100,000 a year — that is \$2,000 a week — should pay in personal income taxes next year?

Average
If public set tax rate..... \$10,000
(Approximate 1941 tax rate..... \$46,000)

**MARCH 19
HEALTH**

Interviewing Date 2/28-3/5/41
Survey #231-K Question #4a

The army has been rejecting volunteers and draftees who have not been able to pass the physical examination because they have bad teeth. Do you think the army should accept these men for duty and fix their teeth before they begin training?

Yes..... 80%
No..... 13
No opinion..... 7

Interviewing Date 2/28-3/5/41
Survey #231-K Question #4b

Do you think men who have a venereal disease that can be cured should be accepted by the army and placed in special camps until they are cured before starting training?

Yes..... 65%
No..... 25
No opinion..... 10

**MARCH 21
EUROPEAN WAR**

Interviewing Date 3/9-14/41
Survey #232-K Question #8a

If you were asked to vote on the question of the United States entering the war against Germany and Italy, how would you vote — to go into the war, or to stay out of the war?

Go in..... 17%
Stay out..... 83

The Southern states show the highest vote for war, 20%, and the West Central states the lowest, 14%.

**MARCH 23
LEASING DESTROYERS TO ENGLAND**

Interviewing Date 3/9-14/41
Survey #232-K Question #2

Would you approve or disapprove of the United States leasing about 40 additional destroyers to England?

Approve..... 52%
Disapprove..... 26
No opinion..... 22

Interviewing Date 3/9-14/41
Survey #232-T Question #2

Would you approve or disapprove of the United States leasing about five destroyers a month to England?

Approve..... 55%
Disapprove..... 25
No opinion..... 20

**MARCH 24
DEFENSE PRODUCTION**

Interviewing Date 3/9-14/41
Survey #232-K Question #5a

Do you think America's production of arms, airplanes, and other war materials is going ahead fast enough?

Yes..... 30%
No..... 53
No opinion..... 17

By Region

New England and Middle Atlantic

Yes..... 30%
No..... 50
No opinion..... 20

East Central

Yes..... 30%
No..... 57
No opinion..... 13

West Central

Yes..... 35%
No..... 47
No opinion..... 18

South

Yes..... 21%
No..... 63
No opinion..... 16

West

Yes..... 29%
No..... 53
No opinion..... 18

Interviewing Date 3/9-14/41
Survey #232-K Question #5b

Asked of those who replied in the negative: What do you think is the chief reason why production isn't going ahead faster?

Strikes..... 52%
Politics and red tape..... 11
Shortage of plants and materials..... 6
Lack of organization..... 5
Lack of public interest..... 4
Shortage of skilled labor..... 3
Sabotage..... 3
Profit-seeking businessmen..... 2
Others..... 2
No opinion..... 12

MARCH 26

LABOR AND BUSINESS LEADERS

Interviewing Date 3/9-14/41
Survey #232-K Question #7a

Do you think labor union leaders are helping the national defense production program as much as they should?

Yes..... 18%
No..... 68
No opinion..... 14

Interviewing Date 3/9-14/41
Survey #232-K Question #7b

Do you think business leaders are helping the national defense production program as much as they should?

Yes..... 51%
No..... 31
No opinion..... 18

Interviewing Date 3/9-14/41
Survey #232-K Question #7c

Which do you think is trying harder to help national defense production — labor union leaders or business leaders?

Labor leaders..... 10%
Business leaders..... 56
About the same..... 16
No opinion..... 18

**MARCH 29
LABOR UNIONS**

Interviewing Date 3/9-14/41
Survey #232-K Question #10

Henry Ford says he will refuse to recognize labor unions in his plants. Do you agree or disagree with this viewpoint?

Agree..... 58%
Disagree..... 29
No opinion..... 13

Interviewing Date 3/9-14/41
Survey #232-K Question #11

Westbrook Pegler, the newspaper writer, claims that many labor union leaders are racketeers. Do you agree or disagree with him?

Agree..... 72%
Disagree..... 14
No opinion..... 14

**APRIL 2
POLL TAX**

Interviewing Date 2/16-21/41
Survey #230-T Question #2

Some Southern states require every voter to pay a poll tax amounting to \$1 a year or more before they can vote. Do you think these poll taxes should be abolished?

Yes..... 63%
No..... 25
No opinion..... 12

Southern States without Poll Tax*

Yes..... 51%
No..... 36
No opinion..... 13

*The five Southern states without a poll tax are: Kentucky, North Carolina, Florida, Oklahoma, and Louisiana.

Southern States with Poll Tax — Persons Who Have Paid**

Yes..... 34%
No..... 59
No opinion..... 7

Southern States with Poll Tax — Persons Who Have Not Paid**

Yes..... 35%
No..... 53
No opinion..... 12

**The eight Southern states with a poll tax are: Alabama, Arkansas, Georgia, Mississippi, South Carolina, Tennessee, Texas, and Virginia.

**APRIL 4
FEDERAL SALES TAX**

Interviewing Date 3/9-14/41
Survey #232-K Question #4

In order to help pay the cost of national defense, would you favor, or oppose, a federal sales tax of 2% on everything you buy (in addition to state and local sales taxes now in effect)?

Favor..... 54%
Oppose..... 46

Eight per cent expressed no opinion.

Lower Income Group Only

Favor..... 48%
Oppose..... 52

**APRIL 6
WORLD WAR I**

Interviewing Date 1/24-29/41
Survey #229-K Question #3

Do you think it was a mistake for the United States to enter the last war?

Yes..... 39%
No..... 43
No opinion..... 18

**APRIL 6
IDEAL FAMILY SIZE**

Interviewing Date 3/21-26/41
Survey #233-K Question #7a

What do you consider the ideal family size — a husband and wife and how many children?

One..... 1%
Two..... 31
Three..... 27

Four..... 27
Five..... 6
Six or more..... 8

By Age

21-34 Years

One..... 1%
Two..... 40
Three..... 32
Four..... 21
Five..... 3
Six or more..... 3

35-49 Years

One..... 1%
Two..... 31
Three..... 27
Four..... 29
Five..... 6
Six or more..... 6

50 Years and Over

One..... *%
Two..... 23
Three..... 23
Four..... 33
Five..... 9
Six or more..... 12

*Less than 1/2 of 1%.

Interviewing Date 3/21-26/41
Survey #233-K Question #7b

What do you think is the main reason why couples do not have more children?

Not enough money..... 57%
More children interfere with parents' freedom..... 20
Uncertainty of the future..... 5
Parents' health..... 2
Dislike of children..... 1
Too many children already..... 1
Other..... 3
No opinion..... 11

**APRIL 7
EUROPEAN WAR**

Interviewing Date 3/9-14/41
Survey #232-K Question #10

Which of these two things do you think is the more important for the United States to try to do — to keep out of war ourselves, or to help England win, even at the risk of getting into the war?

Keep out..... 33%
Help England..... 67

**APRIL 9
WAGE AND PRICE CONTROLS**

Interviewing Date 3/21-26/41
Survey #233-K Question #3a

Would you like to see the Federal Government fix prices so that as long as the war in Europe lasts everything you buy will cost the same as it does now?

Yes..... 68%
No..... 32

Nine per cent expressed no opinion.

By Occupation

	Yes	No
Businessmen.....	53%	47%
Farmers.....	61	39
White collar.....	68	32
Skilled, semiskilled, unskilled....	80	20

Interviewing Date 3/21-26/41
Survey #233-K Question #3b

Would you like to see the Federal Government keep all salaries and wages at the present level so that nobody's wage could be cut and nobody could get an increase as long as they did the same kind of work, until the present war in Europe is over?

Yes..... 52%
No..... 48

Twelve per cent expressed no opinion.

By Occupation

	Yes	No
Businessmen.....	42%	58%
Farmers.....	55	45
White collar.....	47	53
Skilled, semiskilled, unskilled....	57	43

**APRIL 11
MOST IMPORTANT BRITISH
PROBLEM**

Special Survey

Asked in Great Britain: What do you consider the most important war problem the British Government must solve this winter?

Shipping losses and food supply..... 44%
Night bombing..... 8
Preparation for an offensive..... 7
Others..... 41

**APRIL 12
THE FLU**

Interviewing Date 3/21-26/41
Survey #233-K Question #8c

Have you had the flu or grippe since October?

Yes..... 25%
No..... 75

By Sex

	Yes	No
Men.....	24%	76%
Women.....	27	73

By Income

Under \$1,000.....	27%	73%
\$1,000-\$2,500.....	25	75
Over \$2,500.....	23	77

By Community Size		
Farms.....	27%	73%
Under 10,000.....	27	73
10,000-100,000.....	24	76
Over 100,000.....	21	79

By Region		
New England.....	23%	77%
Middle Atlantic.....	23	77
East Central.....	22	78
West Central.....	26	74
South.....	29	71
West.....	26	74

Interviewing Date 3/21-26/41
Survey #233-K

Question #8d

Asked of those who replied in the affirmative: How many times have you had the flu since October?

Once.....	22%
More than once.....	3
	<hr/>
	25%

APRIL 14 PERSONAL HEALTH

Interviewing Date 3/21-26/41
Survey #233-K

Question #8a

Have you had any colds this winter, that is since last October?

Yes.....	64%
No.....	36

By Sex

	Yes	No
Men.....	63%	37%
Women.....	65	35

By Income

Upper.....	61%	39%
Middle.....	63	37
Lower.....	67	33

By Community Size		
Under 10,000.....	66%	34%
10,000-100,000.....	63	37
Over 100,000.....	61	39
Farms.....	65	35

By Region		
New England.....	64%	36%
Middle Atlantic.....	64	36
East Central.....	63	37
West Central.....	64	36
South.....	72	28
West.....	58	42

Interviewing Date 3/21-26/41
Survey #233-K

Question #8b

Asked of those who replied in the affirmative: How many colds?

One cold.....	38%
Two colds.....	17
Three or more.....	9
	<hr/>
	64%

Interviewing Date 3/21-26/41
Survey #233-K

Question #11b

Have you found that the things you eat have any effect on the general state of your health?

Yes.....	50%
No.....	50

APRIL 18 PRESIDENT ROOSEVELT'S POPULARITY

Interviewing Date 4/10-15/41
Survey #234-K

Question #24c

In general, do you approve or disapprove today of Franklin Roosevelt as President?

Approve.....	73%
Disapprove.....	27

Six per cent expressed no opinion.

**APRIL 21
EUROPEAN WAR**

Interviewing Date 3/21-26/41
Survey #233-K

Question #4

Do you think the United States should send part of our army to Europe to help the British?

Yes..... 17%
No..... 79
No opinion..... 4

Interviewing Date 3/21-26/41
Survey #233-K

Question #5b

Do you think the United States should send part of our air force with American pilots to Europe to help the British?

Yes..... 24%
No..... 69
No opinion..... 7

Interviewing Date 3/21-26/41
Survey #233-K

Question #5a

Do you think the United States should send part of our warships manned by American sailors to Europe to help the British?

Yes..... 27%
No..... 67
No opinion..... 6

**APRIL 23
EUROPEAN WAR**

Interviewing Date 4/10-15/41
Survey #234-K

Question #3

Should the United States navy be used to guard ships carrying war materials to Britain?

Yes..... 41%
No..... 50
No opinion..... 9

By Region	
<i>New England and Middle Atlantic</i>	
Yes.....	41%
No.....	49
No opinion.....	10
<i>East Central</i>	
Yes.....	35%
No.....	56
No opinion.....	9
<i>West Central</i>	
Yes.....	33%
No.....	58
No opinion.....	9
<i>South</i>	
Yes.....	59%
No.....	30
No opinion.....	11
<i>West</i>	
Yes.....	42%
No.....	52
No opinion.....	6
Interviewing Date 4/10-15/41 Survey #234-K	
Question #7	
<i>If it appears certain that Britain will be defeated unless we use part of our navy to protect ships going to Britain, would you favor or oppose such convoys?</i>	
Favor.....	71%
Oppose.....	21
No opinion.....	8

**APRIL 25
EUROPEAN WAR**

Interviewing Date 4/10-15/41
Survey #234-K

Question #6a

Which side do you think will win the war — Germany and Italy, or England?

Germany and Italy.....	11%
England.....	57
Stalemate.....	8
No opinion.....	24

Interviewing Date 4/10-15/41
Survey #234-K Question #13

Do you think Britain should try to get together with Germany to work out some sort of peace, or do you think Britain should go on fighting?

Make peace.....	29%
Go on fighting.....	71

Nine per cent expressed no opinion.

APRIL 27 EUROPEAN WAR

Interviewing Date 4/10-15/41
Survey #234-K Question #1a

Do you think the United States will go into the war in Europe sometime before it's over, or do you think we will stay out of the war?

Will go in.....	82%
Will stay out.....	18

APRIL 28 EUROPEAN WAR

Interviewing Date 4/10-15/41
Survey #234-K Question #8a

If you were asked to vote today on the question of the United States entering the war against Germany and Italy, how would you vote — to go into the war, or to stay out of the war?

Go in.....	19%
Stay out.....	81

Interviewing Date 4/10-15/41
Survey #234-K Question #8b

If it appeared certain that there was no other way to defeat Germany and Italy except for the United States to go to war against them, would you be in favor of the United States going to war?

Yes.....	68%
No.....	24
No opinion.....	8

APRIL 30 LABOR STRIKES

Interviewing Date 4/10-15/41
Survey #234-K Question #15

When workers in a factory working on defense contracts vote to go on strike, do you think they should be required by law to wait for 60 days before the strike can start?

Yes.....	89%
No.....	11

Eight per cent expressed no opinion.

Interviewing Date 4/10-15/41
Survey #234-K Question #18

A bill has been proposed that would treat any worker who goes on strike in a defense industry as a traitor, to be punished by one year in prison. Would you like to see Congress pass such a law?

Yes.....	37%
No.....	63

Nine per cent expressed no opinion.

MAY 2 EUROPEAN WAR

Interviewing Date 4/10-15/41
Survey #234-K Question #4

If the United States navy is used to guard merchant ships crossing the Atlantic,

and some of our warships are sunk by German submarines, would you be in favor of going to war against Germany?

Yes..... 40%
 No..... 50
 No opinion..... 10

Interviewing Date 4/10-15/41
 Survey #234-T Question #5

If the United States sends merchant ships to Britain with war materials, and some of them are sunk by German submarines, would you be in favor of going to war against Germany?

Yes..... 34%
 No..... 58
 No opinion..... 8

**MAY 3
 EUROPEAN WAR**

Interviewing Date 4/10-15/41
 Survey #234-K Question #12

Do you think Britain will call for help from the American army before the war is over?

Yes..... 57%
 No..... 20
 Is already..... 14
 No opinion..... 9

**MAY 5
 LABOR STRIKES**

Interviewing Date 4/10-15/41
 Survey #234-K Question #17a

Do you think communists in unions are responsible for the strikes in defense industries?

Yes..... 78%
 No..... 8
 No opinion..... 14

Interviewing Date 4/10-15/41
 Survey #234-K Question #17b

If it were up to you to decide, what would you do about the Communist party in this country?

Repressive measures..... 64%
 Put them in prison..... 5
 Do nothing..... 8
 No opinion..... 23

**MAY 7
 CONCENTRATION OF POWER**

Interviewing Date 4/10-15/41
 Survey #234-K Question #20

Do you think there is too much power in the hands of the Government in Washington?

Yes..... 32%
 No..... 56
 No opinion..... 12

Interviewing Date 4/10-15/41
 Survey #234-K Question #19

Do you think there is too much power in the hands of a few rich men and large corporations in the United States?

Yes..... 59%
 No..... 27
 No opinion..... 14

Interviewing Date 4/10-15/41
 Survey #234-K Question #21

Do you think there is too much power in the hands of the leaders of labor unions in this country?

Yes..... 75%
 No..... 13
 No opinion..... 12

**By Income
 Upper**

Yes..... 82%
 No..... 13
 No opinion..... 5

Middle

Yes..... 76%
 No..... 14
 No opinion..... 10

Lower

Yes..... 71%
 No..... 13
 No opinion..... 16

**MAY 9
 CHARLES LINDBERGH**

Interviewing Date 4/27-5/1/41
 Survey #235-K Question #15a

Are you familiar with the views which Charles Lindbergh has expressed concerning American foreign policy?

Yes..... 58%
 No..... 42

Interviewing Date 4/27-5/1/41
 Survey #235-K Question #15b

Asked of those who responded in the affirmative: Do you agree or disagree with what Charles Lindbergh says?

Agree..... 24%
 Disagree..... 63
 No opinion..... 13

**MAY 10
 CANADA**

Interviewing Date 4/27-5/1/41
 Survey #235-K Question #14

If Canada is actually invaded by any European power, do you think the United States should use its army and navy to aid Canada?

Yes..... 90%
 No..... 5
 No opinion..... 5

**MAY 12
 THE DRAFT**

Interviewing Date 4/27-5/1/41
 Survey #235-K Question #1

At present men between the ages of 18 and 21 are not drafted. Do you think the law should be changed so that men between the ages of 18 and 21 would be included in the draft, along with those from 21 to 35?

Yes..... 51%
 No..... 44
 No opinion..... 5

By Region

New England and Middle Atlantic

Yes..... 53%
 No..... 41
 No opinion..... 6

East Central

Yes..... 56%
 No..... 38
 No opinion..... 6

West Central

Yes..... 53%
 No..... 44
 No opinion..... 3

South

Yes..... 45%
 No..... 51
 No opinion..... 4

West

Yes..... 47%
 No..... 49
 No opinion..... 4

By Sex

Men

Yes..... 58%
 No..... 37
 No opinion..... 5

<i>Women</i>	
Yes.....	43%
No.....	52
No opinion.....	5

Go in.....	21%
Stay out.....	79

Five per cent expressed no opinion.

MAY 14
SOUTH AMERICA

Special Survey

If Brazil, Argentina, Chile, or any other Central or South American country is actually attacked by any European power, do you think the United States should fight to keep that European power out?

Yes.....	86%
No.....	14

Six per cent expressed no opinion.

MAY 16
BOMBING OF GERMANY

Special Survey

Asked in Great Britain: Would you approve or disapprove if the R.A.F. adopted a policy of bombing the civilian population of Germany?

Approve.....	53%
Disapprove.....	38
Undecided.....	9

MAY 16
EUROPEAN WAR

Interviewing Date 5/8-13/41
Survey #236-K

Question #7

If you were asked to vote today on the question of the United States entering the war against Germany and Italy, how would you vote — to go into the war or to stay out of the war?

By State

	<i>Go</i>	<i>Stay</i>
	<i>In</i>	<i>Out</i>
Wisconsin.....	14%	86%
Minnesota.....	15	85
Iowa.....	15	85
Indiana.....	15	85
Ohio.....	15	85
Massachusetts.....	17	83
New Hampshire.....	17	83
Illinois.....	17	83
Michigan.....	18	82
Nebraska.....	18	82
South Dakota.....	18	82
Connecticut.....	19	81
Kansas.....	20	80
North Dakota.....	21	79
Maine.....	21	79
Rhode Island.....	22	78
Pennsylvania.....	22	78
Washington.....	22	78
Vermont.....	23	77
New Jersey.....	23	77
Missouri.....	23	77
South Carolina.....	23	77
California.....	23	77
New York.....	24	76
New Mexico.....	24	76
Nevada.....	24	76
Delaware.....	25	75
Oklahoma.....	25	75
Louisiana.....	26	74
Tennessee.....	26	74
Montana.....	26	74
Utah.....	26	74
Maryland.....	27	73
West Virginia.....	27	73
Kentucky.....	27	73
Idaho.....	27	73
Oregon.....	27	73
Georgia.....	28	72
Arkansas.....	28	72

	<i>Go</i>	<i>Stay</i>
	<i>In</i>	<i>Out</i>
Virginia.....	28%	72%
Mississippi.....	28	72
Colorado.....	28	72
North Carolina.....	29	71
Alabama.....	29	71
Texas.....	29	71
Wyoming.....	29	71
Arizona.....	33	67
Florida.....	35	65

**MAY 21
EUROPEAN WAR**

Interviewing Date 5/8-13/41
Survey #236-K Question #5a

Should the United States navy be used to guard ships carrying war materials to Britain?

Yes.....	52%
No.....	41
No opinion.....	7

By Region

New England and Middle Atlantic

Yes.....	55%
No.....	38
No opinion.....	7

East Central

Yes.....	43%
No.....	50
No opinion.....	7

West Central

Yes.....	42%
No.....	50
No opinion.....	8

South

Yes.....	74%
No.....	20
No opinion.....	6

West

Yes.....	51%
No.....	44
No opinion.....	5

**MAY 23
THE DRAFT**

Interviewing Date 5/8-13/41
Survey #236-K Question #10a

Do you think the draft has been handled fairly in your community?

Yes.....	93%
No.....	7

Eleven per cent expressed no opinion.

Interviewing Date 5/8-13/41
Survey #236-K Question #11

Do you think big league baseball players should be exempted from the draft until the present season is over?

Yes.....	16%
No.....	84

Baseball Fans Only*

Yes.....	21%
No.....	79

*Those stating they follow big-league baseball regularly.

**MAY 24
PRESIDENT ROOSEVELT**

Interviewing Date 5/8-13/41
Survey #236-K Question #13

Do you think President Roosevelt has gone too far in his policies of helping Britain, or not far enough?

Too far.....	21%
About right.....	59
Not far enough.....	20

Roosevelt Voters in 1940

Too far.....	11%
About right.....	66
Not far enough.....	23

Willkie Voters in 1940

Too far.....	34%
About right.....	49
Not far enough.....	17

MAY 26

TAXES

Interviewing Date 5/8-13/41
Survey #236-K Question #14

It has been suggested that every family not on relief should pay an income tax which would amount to, say \$10, for families with yearly incomes of a thousand dollars, and larger taxes for families with larger incomes. Would you favor such a tax?

Favor.....	58%
Oppose.....	31
No opinion.....	11

Interviewing Date 5/8-13/41
Survey #236-K Question #4

In order to meet the increased cost of national defense, would you be willing to pay a tax of about two weeks' salary per year in addition to the taxes you have been paying?

Yes.....	59%
No.....	33
No opinion.....	8

Interviewing Date 5/8-13/41
Survey #236-K Question #3a

Have you heard or read about the new money-raising proposals now being discussed in Congress?

Yes.....	66%
No.....	34

Interviewing Date 5/8-13/41
Survey #236-K Question #3b

Asked of those who replied in the affirmative: How should the Federal Government pay the increased cost of defense — chiefly by extra taxes or chiefly by borrowing more money?

Extra taxes.....	70%
By borrowing.....	18
No opinion.....	12

MAY 28

EUROPEAN WAR

Interviewing Date 5/22-27/41
Survey #237-K Question #2a

If you were asked to vote today on the question of the United States entering the war against Germany and Italy, how would you vote — to go into the war, or to stay out of the war?

Go in.....	20%
Stay out.....	80

Families with Men Ages 16-24

Go in.....	22%
Stay out.....	78

Interviewing Date 4/27-5/1/41
Survey #235-K Question #9b

If it appeared certain that there was no other way of defeating Germany and Italy, except for the United States to go to war against them, would you be in favor of the United States going into the war?

Yes.....	66%
No.....	34

Families with Men Ages 16-24

Yes.....	68%
No.....	32

Interviewing Date 5/8-13/41
Survey #236-T

Question #1

Which of these two things do you think is more important for the United States to try to do — to keep out of war ourselves, or to help England even at the risk of getting into the war?

Keep out..... 39%
Help England..... 61

Families with Men Ages 16-24

Keep out..... 38%
Help England..... 62

Interviewing Date 4/27-5/1/41
Survey #235-K

Question #2

Do you think the United States will go into the war in Europe sometime before it is over, or do you think we will stay out of the war?

We are already in..... 13%
We will go in..... 64
We will stay out..... 14
No opinion..... 9

Families with Men Ages 16-24

We are already in..... 12%
We will go in..... 65
We will stay out..... 14
No opinion..... 9

Interviewing Date 5/22-27/41
Survey #237-K

Question #1a

Should the United States navy be used to guard ships carrying war materials to Britain?

Yes..... 52%
No..... 40
No opinion..... 8

Families with Men Ages 16-24

Yes..... 52%
No..... 42
No opinion..... 6

**MAY 31
EUROPEAN WAR**

Interviewing Date 5/8-13/41
Survey #236-K

Question #8

If Germany and Italy should defeat Britain in the present war, do you think Germany and Italy would start a war against the United States within the next 10 years?

Yes..... 62%
No..... 29
No opinion..... 9

**JUNE 2
EUROPEAN WAR**

Interviewing Date 5/8-13/41
Survey #236-K

Question #6

Would you rather see Britain surrender to Germany than have the United States go into the war?

Yes..... 26%
No..... 62
No opinion..... 12

**JUNE 4
EUROPEAN WAR**

Interviewing Date 5/22-27/41
Survey #237-K

Question #1a

Should the United States navy be used to guard ships carrying war materials to Britain?

Yes..... 52%
No..... 40
No opinion..... 8

**By State
New York**

Yes..... 50%
No..... 44
No opinion..... 6

Pennsylvania	
Yes.....	52%
No.....	41
No opinion.....	7

Illinois	
Yes.....	46%
No.....	48
No opinion.....	6

Ohio	
Yes.....	48%
No.....	43
No opinion.....	9

California	
Yes.....	50%
No.....	44
No opinion.....	6

JUNE 5

FIORIELLO LA GUARDIA

Special Survey

Asked in New York City: If Fiorello La Guardia runs for reelection as mayor next fall, will you vote for or against him?

For.....	59%
Against.....	26
No opinion.....	15

Roosevelt Voters in 1940

For.....	71%
Against.....	16
No opinion.....	13

Willkie Voters in 1940

For.....	43%
Against.....	40
No opinion.....	17

JUNE 7

WAR WORK FOR BRITISH WOMEN

Special Survey

Asked in Great Britain: Do you approve or disapprove of women being compelled to do war work?

Approve.....	72%
Disapprove.....	23
Undecided.....	5

JUNE 9

LEAGUE OF NATIONS

Interviewing Date 5/22-27/41
Survey #237-K

Question #6

Would you like to see the United States join a league of nations after this war is over?

Yes.....	51%
No.....	49

Eleven per cent expressed no opinion.

By Region

	Yes	No
New England.....	52%	48%
Middle Atlantic.....	52	48
East Central.....	46	54
West Central.....	48	52
South.....	52	48
West.....	51	49

By Income

Upper.....	53%	47%
Middle.....	48	52
Lower.....	49	51

Roosevelt Voters in 1940

Yes.....	53%
No.....	47

Willkie Voters in 1940

Yes.....	43%
No.....	57

**JUNE 11
LABOR STRIKES**

Interviewing Date 5/22-27/41
Survey #237-K Question #3
Should the Government forbid strikes in industries manufacturing materials for our national defense program, or should the workers in those industries continue to have the right to go on strike?

Forbid strikes..... 76%
Allow strikes..... 19
No opinion..... 5

**JUNE 13
LABOR UNIONS**

Interviewing Date 5/31-6/4/41
Survey #238-K Question #11
Do you favor or oppose labor unions?

Favor..... 67%
Oppose..... 33

Ten per cent expressed no opinion.

By Region

	<i>Favor</i>	<i>Oppose</i>
New England.....	74%	26%
Middle Atlantic.....	74	26
East Central.....	70	30
West Central.....	55	45
South.....	51	49
West.....	72	28

**JUNE 14
LABOR AND BUSINESS LEADERS**

Interviewing Date 5/31-6/4/41
Survey #238-K Question #13a
Do you think labor union leaders are helping the national defense production program as much as they should?

Yes..... 12%
No..... 78
No opinion..... 10

Interviewing Date 5/31-6/4/41
Survey 238-K Question #13b
Do you think business leaders are helping the national defense production program as much as they should?

Yes..... 42%
No..... 41
No opinion..... 17

**JUNE 15
EUROPEAN WAR**

Interviewing Date 6/9-14/41
Survey #239-K Question #2
Do you think the United States navy should be used to guard ships carrying materials to Britain?

Yes..... 55%
No..... 38
No opinion..... 7

By Region

New England and Middle Atlantic

Yes..... 55%
No..... 38
No opinion..... 7

East Central

Yes..... 48%
No..... 44
No opinion..... 8

West Central

Yes..... 49%
No..... 45
No opinion..... 6

South

Yes..... 75%
No..... 17
No opinion..... 8

West

Yes..... 53%
 No..... 39
 No opinion..... 8

Interviewing Date 5/22-27/41
 Survey #237-K

Question #4

As far as you are personally concerned, do you think President Roosevelt has gone too far in his policies of helping Britain or not far enough?

Too far..... 23%
 About right..... 55
 Not far enough..... 22

JUNE 18

COMMUNIST PARTY

Interviewing Date 5/22-27/41
 Survey #237-K

Question #8

Do you think membership in the Communist party in this country should be forbidden by law?

Yes..... 71%
 No..... 22
 No opinion..... 7

By Income

Upper

Yes..... 70%
 No..... 28
 No opinion..... 2

Middle

Yes..... 71%
 No..... 24
 No opinion..... 5

Lower

Yes..... 72%
 No..... 16
 No opinion..... 12

JUNE 20

SENDING SOLDIERS OVERSEAS

Interviewing Date 5/31-6/4/41
 Survey #238-K

Question #9

Should a vote of the people be required before Congress can send men to fight overseas?

Yes..... 56%
 No..... 44

Six per cent expressed no opinion.

JUNE 25

DAYLIGHT SAVING TIME

Interviewing Date 6/9-14/41
 Survey #239-K

Question #9a

To save electricity and to increase daylight working hours, it has been suggested that the entire country be put on daylight saving time until the end of September. Do you favor or oppose this suggestion?

Favor..... 67%
 Oppose..... 19
 No opinion..... 14

By Community Size

Under 10,000

Favor..... 64%
 Oppose..... 20
 No opinion..... 16

Over 10,000

Favor..... 77%
 Oppose..... 13
 No opinion..... 10

Farms

Favor..... 45%
 Oppose..... 34
 No opinion..... 21

Interviewing Date 6/9-14/41
Survey #239-K

Question #9b

Would you favor or oppose keeping the country on daylight saving time throughout the coming year?

Favor..... 38%
Oppose..... 41
No opinion..... 21

JUNE 27

PRESIDENT ROOSEVELT'S POPULARITY

Interviewing Date 6/9-14/41
Survey #239-K

Question #11c

In general, do you approve or disapprove of the way Franklin Roosevelt is handling his job as President today?

Approve..... 76%
Disapprove..... 24

Five per cent expressed no opinion.

JUNE 27

EUROPEAN WAR

Special Survey

Asked in Great Britain: In general, are you satisfied or dissatisfied with the Government's conduct of the war?

Satisfied..... 58%
Dissatisfied..... 30
Undecided..... 12

JUNE 28

EUROPEAN WAR

Interviewing Date 6/9-14/41
Survey #239-K

Question #6

If peace could be obtained today on the basis of Germany holding the countries it has conquered so far, and with Britain

keeping the British Empire as it now stands, would you be in favor of such a peace?

Yes..... 29%
No..... 62
Undecided..... 9

JUNE 29

EUROPEAN WAR

Interviewing Date 6/9-14/41
Survey #239-K

Question #4a

If you were asked to vote today on the question of the United States entering the war now against Germany and Italy, how would you vote — to go into the war now or to stay out of the war?

Go in..... 24%
Stay out..... 76

Nine per cent expressed no opinion.

JULY 2

EUROPEAN WAR

Special Survey

Asked in Great Britain: Would you approve or disapprove if the British Government were to discuss peace proposals with Germany now?

Approve..... 12%
Disapprove..... 82
No opinion..... 6

JULY 7

PERSONAL FINANCES

Interviewing Date 6/26-7/1/41
Survey #240-K

Question #9

Financially, are you better off or worse off than last year?

Better off.....	30%
Worse off.....	20
Same.....	50

By Region

New England

Better off.....	35%
Worse off.....	20
Same.....	45

Middle Atlantic

Better off.....	30%
Worse off.....	22
Same.....	48

East Central

Better off.....	33%
Worse off.....	18
Same.....	49

West Central

Better off.....	30%
Worse off.....	16
Same.....	54

South

Better off.....	27%
Worse off.....	22
Same.....	51

West

Better off.....	28%
Worse off.....	22
Same.....	50

By Age

21-29 Years

Better off.....	47%
Worse off.....	15
Same.....	38

30-49 Years

Better off.....	31%
Worse off.....	18
Same.....	51

50 Years and Over

Better off.....	17%
Worse off.....	26
Same.....	57

By Occupation

Professional

Better off.....	34%
Worse off.....	16
Same.....	50

Business

Better off.....	32%
Worse off.....	19
Same.....	49

Farmers

Better off.....	26%
Worse off.....	16
Same.....	58

White Collar

Better off.....	38%
Worse off.....	17
Same.....	45

Skilled

Better off.....	34%
Worse off.....	21
Same.....	45

Semiskilled

Better off.....	32%
Worse off.....	23
Same.....	45

Unskilled

Better off.....	24%
Worse off.....	24
Same.....	52

Reliefers

Better off.....	11%
Worse off.....	33
Same.....	56

**JULY 9
EUROPEAN WAR**

Interviewing Date 6/26-7/1/41
Survey #240-K Question #2
Should the United States enter the war now?

Yes..... 21%
No..... 79

Interviewing Date 6/26-7/1/41
Survey #240-K Question #1
Do you think the United States navy should be used to convoy ships carrying war materials to Britain?

Yes..... 56%
No..... 35
No opinion..... 9

**JULY 11
AID TO ENGLAND**

Interviewing Date 6/26-7/1/41
Survey #240-K Question #4a
Has the new war between Germany and Russia changed your attitude toward helping Britain?

Yes..... 12%
No..... 83
Undecided..... 5

Interviewing Date 6/26-7/1/41
Survey #240-K Question #4b
Asked of those who responded in the affirmative: Are you now more in favor or less in favor of aiding Britain?

More in favor..... 8%
Less in favor..... 4
12%

**JULY 12
BRITISH POLITICS**

Special Survey
Asked in Great Britain: If anything should happen to Mr. Churchill, whom do you think would be the best man to take his place as Prime Minister?

Eden..... 37%
Bevin..... 7
Beaverbrook..... 7
Hore-Belisha..... 4
Lloyd George..... 3
Halifax..... 2
Morrison..... 2
Attlee..... 1
Others, no opinion..... 37

**JULY 14
EUROPEAN WAR**

Interviewing Date 6/26-7/1/41
Survey #240-K Question #6a
In the present war between Germany and Russia, which side would you like to see win?

Germany..... 4%
Russia..... 72
No difference..... 17
No opinion..... 7

**By Income
Upper**

Germany..... 5%
Russia..... 72
No difference, no opinion..... 23

Middle

Germany..... 4%
Russia..... 73
No difference, no opinion..... 23

<i>Lower</i>	
Germany.....	3%
Russia.....	72
No difference, no opinion.....	25

By Religion	
<i>Catholics</i>	
Germany.....	6%
Russia.....	65
No difference, no opinion.....	29

<i>Protestants</i>	
Germany.....	3%
Russia.....	74
No difference, no opinion.....	23

Interviewing Date 6/26-7/1/41
Survey #240-K

Question #6b

Which side do you think will win the war?

Germany.....	47%
Russia.....	22
Stalemate.....	8
No opinion.....	23

**JULY 16
WORLD WAR I**

Interviewing Date 6/26-7/1/41
Survey #240-K

Question #10a

Do you happen to have any idea how much money the United States spent in the first World War?

Yes.....	15%
No.....	85

The estimated cost of the war is approximately \$33 billion. Five per cent were able to name a figure between \$18 billion and \$45 billion.

Interviewing Date 6/26-7/1/41
Survey #240-K

Question #10c

If we go into the war, would you say that it will cost our country more money or less money than the first World War?

More.....	87%
Less.....	1
About the same.....	5
No opinion.....	7

Interviewing Date 6/26-7/1/41
Survey #240-K

Question #10d

If we go into the war, would you say that we will have more soldiers and sailors killed, or fewer, than in the first World War?

More.....	45%
Fewer.....	31
About the same.....	9
No opinion.....	15

Interviewing Date 6/26-7/1/41
Survey #240-K

Question #10b

Do you happen to have any idea how many Americans were killed as a result of the first World War?

Yes.....	21%
No.....	79

Army and navy records list 50,510 killed. Six per cent named a figure between 40,000 and 60,000.

**JULY 19
DAYLIGHT SAVING TIME**

Interviewing Date 6/9-14/41
Survey #239-K

Question #9a

To save electricity and to increase daylight working hours, it has been suggested that the entire country be put on daylight saving time until the end of September. Do you favor or oppose the suggestion?

Favor.....	67%
Oppose.....	19
No opinion.....	14

By Region

New England and Middle Atlantic

Favor.....	78%
Oppose.....	13
No opinion.....	9

East Central

Favor.....	66%
Oppose.....	21
No opinion.....	13

West Central

Favor.....	56%
Oppose.....	25
No opinion.....	19

South

Favor.....	64%
Oppose.....	16
No opinion.....	20

West

Favor.....	58%
Oppose.....	27
No opinion.....	15

Interviewing Date 6/9-14/41
Survey #239-K

Question #9b

Would you favor or oppose keeping the country on daylight saving time throughout the coming year?

Favor.....	46%
Oppose.....	54

Twenty per cent expressed no opinion.

JULY 20

EUROPEAN WAR

Interviewing Date 6/26-7/1/41
Survey #240-K

Question #2

If you were asked to vote today on the question of the United States entering the war now against Germany and Italy, how would you vote — to go into the war now or to stay out of the war?

Go in.....	21%
Stay out.....	79

Persons Listed in *Who's Who in America*

Go in.....	45%
Stay out.....	55

Interviewing Date 6/26-7/1/41
Survey #240-K

Question #1

Do you think the United States navy should be used to convoy ships carrying war materials to Britain?

Yes.....	56%
No.....	35
No opinion.....	9

Persons Listed in *Who's Who in America*

Yes.....	64%
No.....	29
No opinion.....	7

Interviewing Date 6/26-7/1/41
Survey #240-K

Question #3

So far as you are personally concerned, do you think President Roosevelt has gone too far in his policies of helping Britain or not far enough?

Too far.....	23%
About right.....	55
Not far enough.....	22

Persons Listed in *Who's Who in America*

Too far.....	16%
About right.....	53
Not far enough.....	31

JULY 23

BRITISH VIEWS ON WAR PRODUCTION

Special Survey

Asked in Great Britain: Do you think that we are producing in our factories the greatest possible amount of war material?

Yes..... 21%
 No..... 54
 No opinion..... 25

Asked in Great Britain: Do you think America's production of arms, airplanes, and other war materials is going ahead fast enough?

Yes..... 30%
 No..... 53
 No opinion..... 17

Asked in Great Britain: Do you think the United States will eventually come into the war?

Yes..... 72%
 No..... 14
 No opinion..... 14

**JULY 25
 ICELAND**

Interviewing Date 7/11-16/41
 Survey #241-K Question #8

Do you approve or disapprove of the Government's action in taking over the defense of Iceland?

Approve..... 61%
 Disapprove..... 17
 No opinion..... 22

**JULY 28
 WENDELL WILLKIE**

Interviewing Date 7/11-16/41
 Survey #241-K Question #12a

Has your opinion of Wendell Willkie changed since the election?

Yes..... 39%
 No..... 61

Interviewing Date 7/11-16/41
 Survey #241-K Question #12b

Asked of those who responded in the affirmative: Do you like him better or not as well as then?

Like him better..... 20%
 Like him less..... 19
 39%

**By Political Affiliation
 Democrats**

Like him better..... 30%
 Like him less..... 7
 Haven't changed opinion..... 63

Republicans

Like him better..... 9%
 Like him less..... 38
 Haven't changed opinion..... 53

**AUGUST 2
 POSTWAR LEAGUE OF NATIONS**

Special Survey
Asked of a cross section of people listed in Who's Who in America: Would you like to see the United States join a league of nations after the war is over?

Yes..... 61%
 No..... 23
 No opinion..... 16

**AUGUST 6
 THE DRAFT**

Interviewing Date 7/24-29/41
 Survey #242-K Question #1

Do you think drafted men should be kept in active service for longer than one year, or should they be released at the end of one year?

Should be kept.....	50%
Should be released.....	45
No opinion.....	5

By Region

New England and Middle Atlantic

Should be kept.....	51%
Should be released.....	44
No opinion.....	5

East Central

Should be kept.....	39%
Should be released.....	56
No opinion.....	5

West Central

Should be kept.....	44%
Should be released.....	52
No opinion.....	4

South

Should be kept.....	63%
Should be released.....	32
No opinion.....	5

West

Should be kept.....	57%
Should be released.....	36
No opinion.....	7

Interviewing Date 7/24-29/41
Survey #242-K

Question #2

The army has asked Congress to change the law that says drafted men cannot be sent to fight outside the Western Hemisphere. Do you think Congress should give the army power to sent drafted men to points outside the Western Hemisphere?

Yes.....	37%
No.....	50
No opinion.....	13

**AUGUST 8
PENSIONS**

Interviewing Date 7/11-16/41
Survey #241-K

Question #1c

What do you think is the smallest income per month that a single person over 60 needs for a decent living in your community?

Median average..... \$42 mo.

By Region

New England.....	\$50 mo.
Middle Atlantic.....	50 mo.
East Central.....	42 mo.
West Central.....	37 mo.
South.....	32 mo.
West.....	48 mo.

Interviewing Date 7/11-16/41
Survey #241-K

Question #1d

What do you think is the smallest income per month that a married couple over 60 needs for a decent living in your community?

Median average..... \$73 mo.

By Region

New England.....	\$78 mo.
Middle Atlantic.....	78 mo.
East Central.....	74 mo.
West Central.....	59 mo.
South.....	59 mo.
West.....	76 mo.

Interviewing Date 7/11-16/41
Survey #241-K

Question #1a

Are you in favor of Government old-age pensions?

Yes.....	91%
No.....	7
No opinion.....	2

Asked at what age pensions should begin, most voters named 60 years of age.

**AUGUST 9
PENSIONS**

Interviewing Date 7/11-16/41
Survey #241-K Question #2

Would you be willing to pay three cents out of every dollar of your income until you are 60 years old in order to get a pension from the Government of \$50 a month after you are 60?

Yes..... 76%
No..... 18
No opinion..... 6

**AUGUST 11
INCOME TAX**

Interviewing Date 7/24-29/41
Survey #242-K Question #12a

In order to help pay for defense, the Government will be forced to increase income taxes. If you were the one to decide, how much income tax, if any, would you ask a typical family of four with an income of \$1,000 to pay?

Average
If public set tax rate..... \$6
(Proposed federal tax rate..... \$0)

Interviewing Date 7/24-29/41
Survey #242-K Question #12b

In order to help pay for defense, the Government will be forced to increase income taxes. If you were the one to decide, how much income tax, if any, would you ask a typical family of four with an income of \$3,000 to pay?

Average
If public set tax rate..... \$140
(Proposed federal tax rate..... \$ 11)

Interviewing Date 7/24-29/41
Survey #242-K Question #12c

In order to help pay for defense, the Government will be forced to increase income

taxes. If you were the one to decide, how much income tax, if any, would you ask a typical family of four with an income of \$10,000 to pay?

Average
If public set tax rate..... \$1,123
(Proposed federal tax rate..... \$ 998)

Interviewing Date 7/24-29/41
Survey #242-K Question #12d

In order to help pay for defense, the Government will be forced to increase income taxes. If you were the one to decide, how much income tax, if any, would you ask a typical family of four with an income of \$100,000 to pay?

Average
If public set tax rate..... \$24,000
(Proposed federal tax rate..... \$52,738)

**AUGUST 13
THE AIR FORCE**

Interviewing Date 7/24-29/41
Survey #242-K Question #6

At present the air force is a part of both the army and navy and not a separate branch of our armed forces. Do you think the air force should be made a separate branch of the armed forces?

Yes..... 42%
No..... 33
No opinion..... 25

**AUGUST 16
EUROPEAN WAR**

Interviewing Date 7/31-8/4/41
Survey #243-K Question #7

In the war between Britain and Germany, do you think the Vichy Government is helping one side rather than the other?

Vichy is helping Germany.....	58%
Vichy is helping Britain.....	4
Vichy is neutral.....	13
No opinion.....	25

Lack of plants and equipment.....	3
Lack of enthusiasm in plants.....	3
Graft.....	2
Others.....	10
No opinion.....	3

**AUGUST 18
EUROPEAN WAR**

Interviewing Date 7/31-8/4/41
Survey #243-K

Question #4

If the United States does enter the war against Germany and Italy, do you think it will be necessary to send our army to Europe to fight?

Yes.....	65%
No.....	30
No opinion.....	5

**AUGUST 20
DEFENSE PRODUCTION**

Interviewing Date 7/24-29/41
Survey #242-K

Question #7a

Do you think America's production of arms, airplanes, and other war materials is going ahead fast enough?

Yes.....	39%
No.....	43
No opinion.....	18

Interviewing Date 7/24-29/41
Survey #242-K

Question #7b

Asked of those who responded in the negative: What do you think is the chief reason why production isn't going ahead faster?

Strikes and labor disputes.....	48%
Poor administration.....	18
Sabotage.....	6
Lack of materials.....	4
Sending too much material abroad.....	3

**AUGUST 22
INSTALLMENT BUYING**

Interviewing Date 8/7-12/41
Survey #244-K

Question #7a

As one way to help defense production, it has been suggested that the Government forbid installment buying until the war in Europe is over. Do you approve or disapprove of this suggestion?

Approve.....	43%
Disapprove.....	49
No opinion.....	8

By Income

Upper

Approve.....	48%
Disapprove.....	48
No opinion.....	4

Middle

Approve.....	43%
Disapprove.....	50
No opinion.....	7

Lower

Approve.....	41%
Disapprove.....	49
No opinion.....	10

Interviewing Date 8/7-12/41
Survey #244-K

Question #7b

Are you paying for anything on the installment plan?

Yes.....	36%
No.....	64

**AUGUST 23
LEAGUE OF NATIONS**

Interviewing Date 7/31-8/4/41
Survey #243-K Question #5

Do you think the United States should have joined the League of Nations after the last war?

Yes..... 37%
No..... 37
No opinion..... 26

By Region

New England and Middle Atlantic

Yes..... 39%
No..... 36
No opinion..... 25

East Central

Yes..... 35%
No..... 39
No opinion..... 26

West Central

Yes..... 27%
No..... 45
No opinion..... 28

South

Yes..... 39%
No..... 30
No opinion..... 31

West

Yes..... 42%
No..... 35
No opinion..... 23

**AUGUST 25
PRESIDENT ROOSEVELT'S
POPULARITY**

Interviewing Date 8/7-12/41
Survey #244-K Question #11c

Do you approve or disapprove of the way Franklin Roosevelt is handling his job as President?

Approve..... 73%
Disapprove..... 20
No opinion..... 7

**AUGUST 27
ADMISSION TO
WEST POINT AND ANNAPOLIS**

Interviewing Date 7/24-29/41
Survey #242-K Question #8

Should young men who want to go to West Point or Annapolis be permitted to apply directly for entrance, or should they first be required to get an appointment from their Congressman, as at present?

Apply directly..... 64%
Through Congressman..... 19
No opinion..... 17

**AUGUST 29
MILITARY SALARIES**

Interviewing Date 8/7-12/41
Survey #244-K Question #1

For the duration of the war, would you be in favor of the Government paying an extra \$30 a month to everybody in the army and navy who has been in active service for more than one year, not including officers?

Yes..... 70%
No..... 22
No opinion..... 8

**AUGUST 30
EUROPEAN WAR**

Special Survey

Asked in Great Britain: What do you think we are fighting for?

Freedom, liberty, democracy..... 46%
To stop fascism, to stop aggression..... 14
"It's them or us"..... 8

A better world, for peace.....	7
We are fighting for our lives.....	5
Others.....	13
No opinion.....	7

**SEPTEMBER 1
EUROPEAN WAR**

Interviewing Date 7/24-29/41
Survey #242-T Question #9

If Germany were to offer peace on the basis that she would keep only the territory won from Russia — and give up France, Scandinavia, and other conquered countries — would you favor such a peace?

Yes.....	34%
No.....	58
No opinion.....	8

**SEPTEMBER 3
EUROPEAN WAR**

Interviewing Date 8/21-26/41
Survey #245-K Question #5

Do you think the American navy should be used to convoy ships carrying war materials to England?

Yes.....	52%
No.....	39
No opinion.....	9

**SEPTEMBER 5
AID FOR FREE FRENCH**

Interviewing Date 8/21-26/41
Survey #245-K Question #8c

Do you think the United States should send war materials under the Lend-Lease program to the Free French forces of General de Gaulle?

Yes.....	74%
No.....	16
No opinion.....	10

**SEPTEMBER 6
DRAFTEE MORALE**

Interviewing Date 8/21-26/41
Survey #245-K Question #1a

From what you have heard or read, do you think the morale of drafted men in the army is good or poor?

Good.....	39%
Fair.....	22
Poor.....	25
No opinion.....	14

**SEPTEMBER 7
JAPAN**

Interviewing Date 8/21-26/41
Survey #245-K Question #13

Should the United States take steps now to keep Japan from becoming more powerful, even if it means risking a war with Japan?

Yes.....	70%
No.....	18
No opinion.....	12

By Region

New England and Middle Atlantic

Yes.....	72%
No.....	19
No opinion.....	9

East Central

Yes.....	61%
No.....	24
No opinion.....	15

West Central

Yes.....	64%
No.....	21
No opinion.....	15

South

Yes.....	76%
No.....	11
No opinion.....	13

<i>West</i>	
Yes.....	76%
No.....	14
No opinion.....	10

**SEPTEMBER 10
EUROPEAN WAR**

Interviewing Date 8/21-26/41
Survey #245-K
Question #2
*Which side do you think will win the war —
England or Germany?*

England.....	69%
Germany.....	6
Stalemate, no opinion.....	25

**SEPTEMBER 12
WAGE AND PRICE CONTROL**

Interviewing Date 8/26-9/2/41
Survey #246-K
Question #4c
*As one way to prevent prices from going up
rapidly, would you be willing to have the
Government keep your salary rate where it
now is, if the Government also keeps the
prices of the things you buy where they are
now?*

Yes.....	62%
No.....	32
No opinion.....	6

**By Income
Upper**

Yes.....	63%
No.....	32
No opinion.....	5

Middle

Yes.....	65%
No.....	30
No opinion.....	5

<i>Lower</i>	
Yes.....	57%
No.....	35
No opinion.....	8

Interviewing Date 8/26-9/2/41
Survey #246-K
Question #4b
*Do you consider that you are now being
paid a fair salary?*

Yes.....	64%
No.....	33
No opinion.....	3

**SEPTEMBER 13
WAGE AND PRICE CONTROLS**

Interviewing Date 8/7-12/41
Survey #244-K
Question #5c
*Asked of farmers: Considering costs of
production, do you think that the price you
are now getting for your chief cash crop or
product is a fair price?*

Yes.....	52%
No.....	34
No opinion.....	14

Midwestern Farmers Only

Yes.....	56%
No.....	29
No opinion.....	15

Interviewing Date 8/7-12/41
Survey #244-K
Question #5d
*Asked of farmers: Would you be willing to
have the Government keep prices where
they are now on the things you sell, pro-
vided the Government also fixes the prices
of the things you buy at the present level?*

Yes.....	55%
No.....	28
No opinion.....	17

Midwestern Farmers Only

Yes.....	54%
No.....	28
No opinion.....	18

**SEPTEMBER 15
POSSIBLE PRESIDENTIAL
CANDIDATES**

Special Survey

Who do you think will be the next President of the United States?

The following are listed according to frequency of mention:

- Willkie
- Hull
- Dewey
- Wallace
- La Guardia
- Farley
- Taft
- Vandenberg
- McNutt
- Hoover

**SEPTEMBER 17
EUROPEAN WAR**

Special Survey

Asked in Great Britain: Do you think America will come fully into the war?

Yes.....	57%
No.....	23
No opinion.....	20

Asked of those who responded in the affirmative: When do you think America will enter the war?

This year.....	19%
Next summer.....	25
By end of next year.....	13
	<hr/> 57%

Are you satisfied or dissatisfied with the amount of help the United States is giving Britain?

Satisfied.....	61%
Dissatisfied.....	25
No opinion.....	14

**SEPTEMBER 20
EUROPEAN WAR**

Special Survey

Asked in Great Britain: What do you think is the most important war problem the British Government must solve in the next few months?

The following are listed according to frequency of mention:

- Invading the Continent
- Increasing speed of war production
- Maintaining food supply
- Fighting the bombing
- Help to Russia
- Checking submarine attacks and shipping losses

**SEPTEMBER 22
NEUTRALITY**

Interviewing Date 8/21-26/41
Survey #245-K

Question #11b

If Lindbergh, Wheeler, Nye, and others start a "Keep-Out-of-War" party and enter candidates in the next congressional elections, would you vote for the candidate of this party?

Yes.....	16%
No.....	84

By Region

	Yes	No
New England.....	18%	82%
Middle Atlantic.....	18	82

East Central.....	19	81
West Central.....	17	83
South.....	9	91
West.....	13	87

**SEPTEMBER 26
EUROPEAN WAR**

Interviewing Date 9/19-24/41
Survey #248-K Question #6

Do you approve or disapprove of having the United States shoot at German submarines or warships on sight?

Approve.....	56%
Disapprove.....	34
No opinion.....	10

**SEPTEMBER 28
PERSONAL SACRIFICES**

Interviewing Date 9/11-16/41
Survey #247-K Question #1a

Have you had to make any personal sacrifices or do without things as a result of the war?

Yes.....	26%
No.....	74

Twelve per cent expressed no opinion.

**SEPTEMBER 29
REPUBLICAN PARTY**

Interviewing Date 9/11-16/41
Survey #247-K Question #11

Asked of Republicans: Should the Republican party support the Administration's foreign policy, or oppose it?

Support.....	60%
Oppose.....	23
No opinion.....	17

**OCTOBER 1
NEUTRALITY**

Interviewing Date 9/19-24/41
Survey #248-K Question #7

Should the Neutrality Act be changed to permit American merchant ships with American crews to carry war materials to Britain?

Yes.....	46%
No.....	40
No opinion.....	14

By Political Affiliation

Democrats

Yes.....	51%
No.....	33
No opinion.....	16

Republicans

Yes.....	42%
No.....	48
No opinion.....	10

**OCTOBER 3
EUROPEAN WAR**

Interviewing Date 9/19-24/41
Survey #248-K Question #6

In general, do you approve or disapprove of having the United States navy shoot at German submarines or warships on sight?

Approve.....	62%
Disapprove.....	28
No opinion.....	10

By Region

New England and Middle Atlantic

Approve.....	61%
Disapprove.....	29
No opinion.....	10

<i>East Central</i>	
Approve.....	56%
Disapprove.....	35
No opinion.....	9

<i>West Central</i>	
Approve.....	56%
Disapprove.....	31
No opinion.....	13

<i>South</i>	
Approve.....	78%
Disapprove.....	15
No opinion.....	7

<i>West</i>	
Approve.....	64%
Disapprove.....	27
No opinion.....	9

By Political Affiliation

Democrats

Approve.....	68%
Disapprove.....	22
No opinion.....	10

Republicans

Approve.....	56%
Disapprove.....	36
No opinion.....	8

**OCTOBER 4
GAMBLING**

Interviewing Date 9/19-24/41
Survey #248-K Question #12a

During the past year, have you done any of the following things: Bought a ticket in a church raffle or lottery?

Yes.....	24%
No.....	76

Bet on an election or some sports event?

Yes.....	21%
No.....	79

Played cards or dice for money?

Yes.....	24%
No.....	76

Bought a number on a punch board?

Yes.....	23%
No.....	77

Played a slot machine?

Yes.....	21%
No.....	79

Bet on a horse race?

Yes.....	9%
No.....	91

Played the numbers game?

Yes.....	8%
No.....	92

Interviewing Date 9/19-24/41
Survey #248-K Question #12b

Asked of those who responded in the affirmative: On the whole, have you made or lost money on these games of chance?

Made money.....	14%
Lost money.....	86

**OCTOBER 5
EUROPEAN WAR**

Interviewing Date 9/19-24/41
Survey #248-K Question #4a

Which of these two things do you think is the more important — that this country keep out of war or that Germany be defeated?

Keep out of war.....	30%
Germany be defeated.....	70

By Political Affiliation

	<i>Keep Out</i>	<i>Defeat Germany</i>
Democrats.....	23%	77%
Republicans.....	36	64

By Region

New England.....	30%	70%
Middle Atlantic.....	30	70
East Central.....	37	63
West Central.....	36	64
South.....	12	88
West.....	31	69

By Income

Upper.....	24%	76%
Middle.....	26	74
Lower.....	35	65

OCTOBER 8

PRESIDENT ROOSEVELT

Interviewing Date 9/19-24/41
Survey #248-K

Question #5

So far as you personally are concerned, do you think President Roosevelt has gone too far in his policies of helping Britain, or not far enough?

Too far.....	27%
About right.....	57
Not far enough.....	16

Ten per cent expressed no opinion.

By Region

New England and Middle Atlantic

Too far.....	27%
About right.....	55
Not far enough.....	18

East Central

Too far.....	34%
About right.....	51
Not far enough.....	15

West Central

Too far.....	31%
About right.....	59
Not far enough.....	10

South

Too far.....	14%
About right.....	61
Not far enough.....	25

West

Too far.....	24%
About right.....	62
Not far enough.....	14

OCTOBER 11

COMMON COLD

Interviewing Date 10/3-8/41
Survey #249

Question #6b

Do any of the people in your home, including yourself, have a cold at present?

Yes.....	10%
No.....	90

By Region

	<i>Yes</i>	<i>No</i>
New England.....	8%	92%
Middle Atlantic.....	8	92
East Central.....	12	88
West Central.....	12	88
South.....	8	92
West.....	12	88

OCTOBER 17

PRESIDENT ROOSEVELT

Special Survey

Asked in New York City: In general do you approve or disapprove of President Roosevelt's foreign policy?

Approve..... 67%
 Disapprove..... 33

This question was asked of those who are registered to vote in the forthcoming election for mayor. Less than 50% of the adult population of the city is registered.

**OCTOBER 18
 COURSES IN MILITARY TRAINING**

Interviewing Date 10/3-8/41
 Survey #249
 Question #1
Do you think courses in military training should be given boys in high school in your community?

Yes..... 69%
 No..... 31

Four per cent expressed no opinion.

**OCTOBER 19
 NEUTRALITY**

Interviewing Date 10/9-14/41
 Survey #250-K
 Question #4
Should the Neutrality Act be changed to permit American ships to be armed?

Yes..... 72%
 No..... 21
 No opinion..... 7

**By Political Affiliation
 Democrats**

Yes..... 76%
 No..... 17
 No opinion..... 7

Republicans

Yes..... 66%
 No..... 27
 No opinion..... 7

Interviewing Date 10/9-14/41
 Survey #250-K
 Question #2

Should the Neutrality Act be changed to permit American merchant ships with American crews to carry war materials to England?

Yes..... 46%
 No..... 40
 No opinion..... 14

**By Political Affiliation
 Democrats**

Yes..... 53%
 No..... 33
 No opinion..... 14

Republicans

Yes..... 40%
 No..... 48
 No opinion..... 12

**OCTOBER 25
 PRO-AND ANTI-WAR GROUPS**

Interviewing Date 10/9-14/41
 Survey #250-K
 Question #4
What persons or groups do you think are most active in trying to keep us out of war?

The following are listed according to frequency of mention:

- Charles Lindbergh, Burton Wheeler, and Gerald Nye
- America First Committee
- Roosevelt Administration
- Nazi agents and fifth columnists
- Church groups

Interviewing Date 10/9-14/41
 Survey #250-K
 Question #5

What persons or groups do you think are most active in trying to get us into war?

The following are listed according to frequency of mention:

Roosevelt Administration and the Democratic party
 Big business and profiteers
 British organizations and agents
 American groups with pro-British sympathies
 Jews

**OCTOBER 26
 LABOR UNIONS**

Interviewing Date 10/3-8/41
 Survey #249 Question #7

Are you in favor of labor unions?

Yes..... 67%
 No..... 33

Interviewing Date 10/9-14/41
 Survey #250-K Question #13

Do you believe that many labor union leaders are racketeers?

Yes..... 74%
 No..... 17
 No opinion..... 9

Interviewing Date 10/9-14/41
 Survey #250-K Question #12

Do you believe that many labor union leaders are communists?

Yes..... 61%
 No..... 25
 No opinion..... 14

**OCTOBER 29
 THE CLOSED SHOP**

Interviewing Date 10/3-8/41
 Survey #249 Question #11

Are you in favor of the closed shop — that is, requiring every worker in a company to belong to a union before he can be hired?

Yes..... 13%
 No..... 77
 No opinion..... 10

**OCTOBER 31
 LABOR UNIONS**

Interviewing Date 10/3-8/41
 Survey #249 Question #9

Do you think labor unions should be required to make yearly public reports of the money they collect and spend?

Yes..... 87%
 No..... 6
 No opinion..... 7

Union Members Only

Yes..... 81%
 No..... 14
 No opinion..... 5

Interviewing Date 10/3-8/41
 Survey #249 Question #12

Should companies having a closed or union shop take union dues out of worker's pay envelopes and turn the money over to the unions, or should the unions collect the dues themselves?

Companies should collect..... 15%
 Unions should collect..... 60
 No opinion..... 25

**NOVEMBER 1
 GOVERNMENT EMPLOYEES**

Interviewing Date 10/9-14/41
 Survey #250-K Question #8

Should Government employees be allowed to join labor unions?

Yes..... 28%
 No..... 64
 No opinion..... 8

Interviewing Date 10/9-14/41
 Survey #250-K Question #9

Should people who work for the Government be allowed to go on strike?

Yes..... 17%
 No..... 79
 No opinion..... 4

Forbid strikes..... 73%
 Right to strike..... 23
 No opinion..... 4

**NOVEMBER 2
 EUROPEAN WAR**

Interviewing Date 9/19-24/41
 Survey #248-K Question #5

So far as you personally are concerned, do you think President Roosevelt has gone too far or not far enough in his policy of aiding Britain?

Too far..... 27%
 About right..... 57
 Not far enough..... 16

Union Members Only

Too far..... 27%
 About right..... 55
 Not far enough..... 18

Interviewing Date 10/9-14/41
 Survey #250-K Question #3

Which of these two things do you think is the more important — that this country keep out of war, or that Germany be defeated?

Keep out of war..... 32%
 Defeat Germany..... 68

Union Members Only

Keep out of war..... 34%
 Defeat Germany..... 66

**NOVEMBER 3
 LABOR STRIKES**

Interviewing Date 10/9-14/41
 Survey #250-K Question #10a

Should the Government forbid strikes in defense industries, or should the workers in those industries continue to have the right to go on strike?

Union Members Only

Forbid strikes..... 56%
 Right to strike..... 39
 No opinion..... 5

**NOVEMBER 5
 NEUTRALITY**

Interviewing Date 10/24-29/41
 Survey #251-K Question #4

Should the Neutrality Act be changed to permit American merchant ships to be armed?

Yes..... 81%
 No..... 14
 No opinion..... 5

Interviewing Date 10/24-29/41
 Survey #251-K Question #3

Should the Neutrality Act be changed to permit American merchant ships with American crews to carry war materials to Britain?

Yes..... 61%
 No..... 31
 No opinion..... 8

**NOVEMBER 7
 THE ARMY**

Interviewing Date 10/9-14/41
 Survey #250-K Question #6

The army has asked Congress to change the law that says drafted men cannot be sent to fight outside of North or South America or this country's possessions. Do you think Congress should give the army the right to send drafted soldiers to any part of the world?

Yes..... 42%
 No..... 53
 No opinion..... 5

By Political Affiliation

Democrats

Yes..... 48%
 No..... 47
 No opinion..... 5

Republicans

Yes..... 38%
 No..... 58
 No opinion..... 4

By Sex

Men

Yes..... 49%
 No..... 48
 No opinion..... 3

Women

Yes..... 36%
 No..... 58
 No opinion..... 6

**NOVEMBER 10
 WAGE AND PRICE CONTROL**

Interviewing Date 10/24-29/41
 Survey #251-K Question #10

A new law in Canada keeps prices from going higher than they are now and also keeps wage and salary rates from going higher. Would you approve or disapprove of such a law in the United States?

Approve..... 67%
 Disapprove..... 24
 No opinion..... 9

Interviewing Date 9/11-16/41
 Survey #247-K Question #3c

As one way to prevent prices from going up rapidly, would you be willing to have the

Government keep your wage (salary) rate where it is now, if the Government also keeps the prices of the things you buy where they are now?

Yes..... 66%
 No..... 28
 No opinion..... 6

Interviewing Date 9/11-16/41
 Survey #247-K Question #3b

Do you consider that you are now being paid a fair wage (salary)?

Yes..... 64%
 No..... 33
 No opinion..... 3

Union Members Only

Yes..... 65%
 No..... 33
 No opinion..... 2

**NOVEMBER 12
 BRITISH WAR EFFORT**

Special Survey

Asked in Great Britain: Do you feel that Britain has taken or has not taken full advantage of the opportunities offered by the German attack on Russia?

Has..... 29%
 Has not..... 49
 Undecided..... 22

Asked in Great Britain: Are you satisfied or dissatisfied with the Government's conduct of the war?

Satisfied..... 44%
 Dissatisfied..... 38
 No opinion..... 18

Asked in Great Britain: Do you approve or disapprove of Winston Churchill as Prime Minister?

Approve.....	84%
Disapprove.....	11
No opinion.....	5

**NOVEMBER 14
JAPAN**

Interviewing Date 10/24-29/41
Survey #251-K Question #9

Should the United States take steps now to prevent Japan from becoming more powerful, even if this means risking a war with Japan?

Yes.....	64%
No.....	25
No opinion.....	11

**NOVEMBER 15
LABOR STRIKES**

Interviewing Date 10/9-14/41
Survey #250-K Question #11

Should all workers in defense industries who have been deferred from the draft because they are defense workers, be drafted if they go on strike?

Yes.....	76%
No.....	20
No opinion.....	4

**NOVEMBER 17
LABOR UNIONS AND STRIKES**

Interviewing Date 11/7-12/41
Survey #252-K Question #4

Should the Government forbid strikes in defense industries, or should the workers in those industries continue to have the right to go on strike?

By Occupation

Businessmen

Forbid strikes.....	78%
Allow strikes.....	17
No opinion.....	5

Professionals

Forbid strikes.....	67%
Allow strikes.....	27
No opinion.....	6

Skilled Workers

Forbid strikes.....	64%
Allow strikes.....	29
No opinion.....	7

Unskilled Workers

Forbid strikes.....	63%
Allow strikes.....	27
No opinion.....	10

White Collar

Forbid strikes.....	72%
Allow strikes.....	22
No opinion.....	6

Farmers

Forbid strikes.....	78%
Allow strikes.....	13
No opinion.....	9

Interviewing Date 10/3-8/41
Survey #249 Question #7

Are you in favor of labor unions?

Yes.....	67%
No.....	33

By Occupation

	Yes	No
Businessmen.....	66%	34%
Professionals.....	77	23
Skilled workers.....	75	25
Unskilled workers.....	71	29
White collar.....	69	31
Farmers.....	52	48

**NOVEMBER 19
JOHN L. LEWIS**

Interviewing Date 11/7-12/41
Survey #252-K
Question #6
What is your opinion of John L. Lewis?

Generally favorable comments..... 14%
Generally unfavorable comments..... 70
No opinion..... 16

**NOVEMBER 21
JOHN L. LEWIS**

Interviewing Date 11/7-12/41
Survey #252-K
Question #7a
Have you heard or read about the strike in the captive coal mines which John L. Lewis called last month?

Yes..... 82%
No..... 18

Interviewing Date 11/7-12/41
Survey #252-K
Question #7a
Asked of those who replied in the affirmative: Do you think John L. Lewis was justified in calling this strike?

Yes..... 8%
No..... 60
No opinion..... 14
82%

Skilled and Unskilled Workers Only

Yes..... 10%
No..... 52
No opinion..... 16
Not familiar with strike..... 22

**NOVEMBER 22
EUROPEAN WAR**

Interviewing Date 11/7-12/41
Survey #252-K
Question #11
It has been suggested that Congress pass a resolution declaring that a state of war

exists between the United States and Germany. Would you favor or oppose such a resolution at this time?

Favor..... 26%
Oppose..... 63
No opinion..... 11

**NOVEMBER 24
COMMON COLD**

Interviewing Date 11/7-12/41
Survey #252-K
Question #8b
Do any of the people in your home, including yourself, have a cold at present?

Yes..... 14%
No..... 86

By Region

	Yes	No
New England.....	12%	88%
Middle Atlantic.....	12	88
East Central.....	16	84
West Central.....	17	83
South.....	14	86
West.....	13	87

By Income

Upper.....	14%	86%
Middle.....	14	86
Lower.....	16	84

**NOVEMBER 26
DEFENSE BONDS**

Interviewing Date 10/24-29/41
Survey #251-K
Question #11a
Have you heard about Defense Savings Bonds and Stamps?

Yes..... 97%
No..... 3

Interviewing Date 10/24-29/41
 Survey #251-K Question #11b

Asked of those who responded in the affirmative: Have you purchased or have you made plans to purchase any?

Already purchased..... 21%
 Plan to purchase..... 17
 No plans to purchase..... 62

By Income

Upper

Already purchased..... 38%
 Plan to purchase..... 20
 No plans to purchase..... 42

Middle

Already purchased..... 28%
 Plan to purchase..... 18
 No plans to purchase..... 54

Lower

Already purchased..... 12%
 Plan to purchase..... 15
 No plans to purchase..... 73

By Community Size

10,000 and Over

Already purchased..... 24%
 Plan to purchase..... 18
 No plans to purchase..... 58

10,000 and Under

Already purchased..... 20%
 Plan to purchase..... 16
 No plans to purchase..... 64

Farms

Already purchased..... 14%
 Plan to purchase..... 15
 No plans to purchase..... 71

**NOVEMBER 28
 PRICE OUTLOOK**

Interviewing Date 11/15-20/41
 Survey #253-K Question #4a

Do you think prices on most products you buy will be higher, lower, or about the same six months from now?

Higher..... 83%
 Lower..... 1
 Same..... 10
 Don't know..... 6

Interviewing Date 11/15-20/41
 Survey #253-K Question #5

Have you laid in any goods or products in order to protect yourself against higher prices later on?

Yes..... 18%
 No..... 82

**NOVEMBER 30
 CHURCH DISCUSSION OF WAR**

Interviewing Date 11/15-20/41
 Survey #253-K Question #12a

Do you think preachers and priests should discuss from the pulpit the question of American participation in the war?

Yes..... 34%
 No..... 55
 No opinion..... 11

By Religion

Catholics

Yes..... 31%
 No..... 59
 No opinion..... 10

Protestants

Yes..... 37%
 No..... 54
 No opinion..... 9

Church Members

Yes..... 36%
 No..... 55
 No opinion..... 9

Non-Church Members

Yes..... 25%
 No..... 58
 No opinion..... 17

Interviewing Date 11/15-20/41
 Survey #253-K Question #12b

Asked of those who replied in the affirmative: What course of action would you like to see them recommend?

Should advocate staying out of war..... 20%
 Should advocate getting into war..... 12
 Should deal with the kind of peace needed after war..... 11
 Should advocate aid to Britain but no troops..... 10
 Should stress U.S. defenses..... 9
 Should say what they believe..... 5
 No opinion..... 33

**DECEMBER 1
 RELIGION**

Interviewing Date 11/15-20/41
 Survey #253-K Question #11

Have you noticed an increase in interest in religion in your community since the war began?

Yes..... 31%
 No..... 57
 No opinion..... 12

**By Community Size
 100,000 and Over**

Yes..... 37%
 No..... 52
 No opinion..... 11

100,000 and Under

Yes..... 27%
 No..... 60
 No opinion..... 13

Farms

Yes..... 22%
 No..... 66
 No opinion..... 12

Interviewing Date 11/15-20/41
 Survey #253-K Question #10

Do you think young people in this community are more interested or less interested in religion now than young people were ten years ago?

More..... 18%
 Less..... 49
 About the same..... 24
 No opinion..... 9

**DECEMBER 2
 EUROPEAN WAR**

Special Survey

Asked in Great Britain: Do you feel that Britain has taken or has not taken full advantage of the opportunities offered by the German attack on Russia?

Has..... 35%
 Has not..... 32
 Undecided..... 33

Asked in Great Britain: Would you approve or disapprove of the Government's compelling women to join the women's auxiliary forces?

Approve..... 55%
 Disapprove..... 35
 No opinion..... 10

Asked in Great Britain: Would you approve or disapprove of allowing women to become fighting members of the armed forces?

Approve.....	26%
Disapprove.....	66
No opinion.....	8

**DECEMBER 5
FOOD**

Interviewing Date 11/15-20/41
Survey #253-K Question #6a
Would the health of your family be better if you had more money to spend on food?

Yes.....	39%
No.....	61

Lower Income Only

Yes.....	57%
No.....	43

Interviewing Date 11/15-20/41
Survey #253-K Question #6b

Those who responded in the affirmative were asked: If you had more money, what foods would you spend it on?

Meat.....	45%
Vegetables.....	33
Dairy products.....	33
Fruits.....	30
Bread, cereals.....	5
Sugar content foods.....	2
Miscellaneous.....	22
No opinion.....	8
	<hr/> 178%

(Note: table adds to more than 100% because some persons named more than one item.)

**DECEMBER 6
CANADIAN AND BRITISH AID
TO RUSSIA**

Special Survey

Asked in Canada: Do you approve of Britain and Canada sending arms and other war supplies to Russia?

Yes.....	91%
No.....	6
No opinion.....	3

**DECEMBER 7
VITAMINS**

Interviewing Date 11/15-20/41
Survey #253-K Question #1

Is there any one vitamin that you have heard about a lot in recent months?

Vitamin A.....	7%
Vitamin B-1, B-2.....	42
Vitamin C.....	2
Vitamin D.....	7
Other vitamins.....	2
Have not heard.....	46
	<hr/> 106%

(Note: table adds to more than 100% because some persons named more than one vitamin.)

Interviewing Date 11/15-20/41
Survey #253-K Question #9f

Are vitamins a passing fad?

Yes.....	25%
No.....	68
No opinion.....	7

By Sex

Men

Yes.....	29%
No.....	64
No opinion.....	7

Women

Yes.....	21%
No.....	73
No opinion.....	6

Interviewing Date 11/15-20/41
Survey #253-K Question #9a

Asked of housewives: Can you explain the difference between a vitamin and a calorie?

Correct.....	16%
Incorrect.....	84

DECEMBER 10

JAPAN

Interviewing Date 11/27-12/1/41
Survey #254-K Question #4

Do you think the United States will go to war against Japan sometime in the near future?

Yes..... 52%
No..... 27
No opinion..... 21

DECEMBER 13

BOMBING OF CITIES

Special Survey

Do you think there is any chance that your city will be bombed?

West Coast

Yes..... 49%
No..... 40
No opinion..... 11

East Coast

Yes..... 45%
No..... 44
No opinion..... 11

Where would you go in case of an air raid?

Would stay indoors or get into large public building..... 26%
Would go to a basement..... 26
Would stay wherever they happened to be..... 15
Would go to street, park, field, or subway 12
Miscellaneous..... 9
Would not know what to do..... 12

DECEMBER 15

WAGE AND PRICE CONTROLS

Interviewing Date 11/27-12/1/41
Survey #254-K Question #9

A new law in Canada keeps wages and salaries from going higher than they are now

and also keeps all prices, including prices of farm products, from going higher. Would you approve or disapprove of such a law in the United States?

Approve..... 63%
Disapprove..... 28
No opinion..... 9

By Region

New England and Middle Atlantic

Approve..... 60%
Disapprove..... 30
No opinion..... 10

East Central

Approve..... 61%
Disapprove..... 29
No opinion..... 10

West Central

Approve..... 61%
Disapprove..... 29
No opinion..... 10

South

Approve..... 66%
Disapprove..... 25
No opinion..... 9

West

Approve..... 69%
Disapprove..... 24
No opinion..... 7

DECEMBER 17

EUROPEAN WAR

Interviewing Date 11/15-20/41
Survey #253-K Question #13

Which of these two things do you think is the more important — that this country keep out of war, or that Germany be defeated?

Keep out of war..... 32%
Defeat Germany..... 68

**DECEMBER 19
INCENDIARY BOMBS**

Interviewing Date 12/12-17/41 Question #11d
Survey #255

How would you put out an incendiary bomb?

- Would use sand, earth, or spray with water..... 38%
- Would put bomb in pail of water, use fire extinguisher, smother with blanket 18
- Don't know..... 44

**DECEMBER 20
CANADIAN MANPOWER**

Special Survey

Asked in Canada: Do you think the Government should have the power to decide which men are to be used in industry, which men are to be used in farming, and which in the armed forces?

- Yes..... 72%
- No..... 20
- No opinion..... 8

**DECEMBER 22
WAR INDUSTRIES**

Interviewing Date 12/12-17/41 Question #1a
Survey #255

Do you think our country's production of arms, airplanes, and other war materials is going ahead fast enough?

- Yes..... 45%
- No..... 45
- No opinion..... 10

Interviewing Date 12/12-17/41 Question #12g
Survey #255

Asked of war industry workers: Would you be willing to work eight hours more a week at your present job?

- Yes..... 88%
- No..... 12

**DECEMBER 23
THREAT TO AMERICA'S FUTURE**

Interviewing Date 12/12-17/41 Question #6
Survey #255

Which country is the greater threat to America's future — Germany or Japan?

- Germany..... 64%
- Japan..... 15
- Equal threats..... 15
- No opinion..... 6

**DECEMBER 25
BRITISH POLITICS**

Special Survey

Asked in Great Britain: If anything should happen to Mr. Churchill, who do you think would be the best man to take his place?

- Eden..... 38%
- Beaverbrook..... 11
- Bevin..... 7
- Attlee..... 3
- Morrison..... 2
- Shinwell..... 2
- Lloyd George..... 2
- Others..... 12
- No opinion..... 23

**DECEMBER 29
ILLNESS**

Interviewing Date 12/12-17/41 Question #12c
Survey #255

During the past four weeks, have you been absent from work at any time because of illness?

Yes..... 8%
No..... 92

The illness that affected the largest number of workers—approximately 50%—was the common cold. The results projected for the entire country indicate that 23 days out of every 1,000 man-days were lost because of illness.

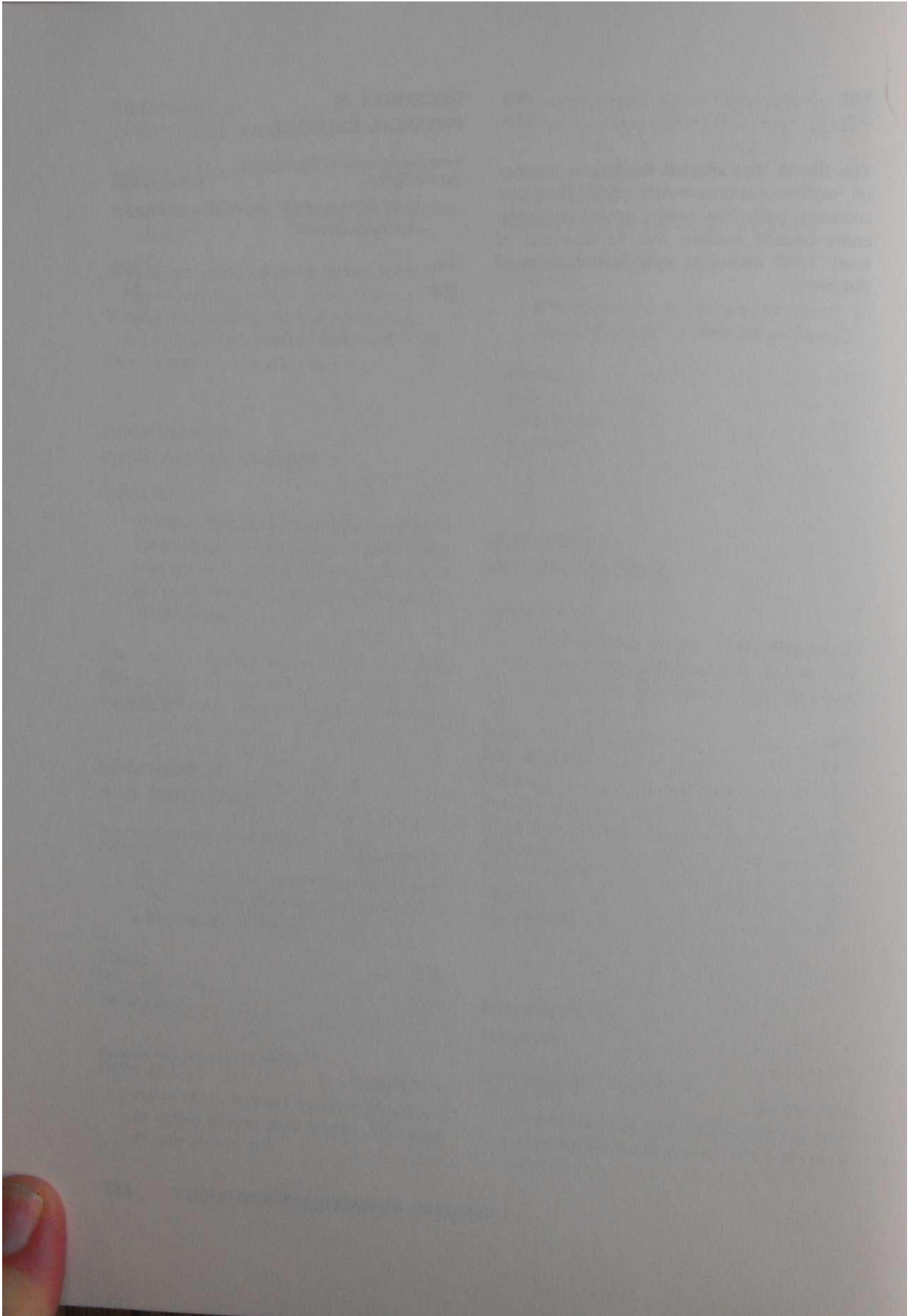
DECEMBER 30
PHYSICAL EXERCISE

Interviewing Date 11/27-12/1/41
Survey #254-K

Question #12a

Apart from your job do you do anything for physical exercise?

Yes..... 42%
No..... 58



1942

JANUARY 1 WINSTON CHURCHILL

Special Survey

Asked in Great Britain: In general, do you approve or disapprove of Mr. Churchill as Prime Minister?

Approve.....	88%
Disapprove.....	8
Undecided.....	4

JANUARY 2 PAY DEDUCTIONS FOR WAR EFFORT

Interviewing Date 12/20-25/41
Survey #256-K Question #7

Would you be willing to have your employer take a small part — say two cents out of every dollar — of your wages or salary each pay day to buy defense bonds or stamps for you?

Yes.....	69%
No.....	19
Undecided.....	12

JANUARY 3 COMMON COLD

Interviewing Date 12/20-25/41
Survey #256-K Question #10b

Do any of the people in your home, including yourself, have a cold at the present time?

Yes.....	34%
No.....	66

By Age

	<i>With Colds</i>
Under 10 Years.....	22%
10-19 Years.....	13
20-29 Years.....	12
30-49 Years.....	13
50 Years and over.....	13

By Income

Upper.....	13%
Middle.....	13
Lower.....	15

Interviewing Date 12/20-25/41
Survey #256-K Question #10c

Asked of those who responded in the affirmative: Was a doctor consulted about the cold?

Yes.....	26%
No.....	74

Among the 26% who had consulted a doctor, approximately two thirds went to the doctor's office, while in the remaining one-third of the cases the doctor called at the home.

JANUARY 5 DAYLIGHT SAVING TIME

Interviewing Date 12/20-25/41
Survey #256-K Question #2

As long as the war lasts, would you favor, or oppose daylight saving time in your community for the entire year?

Favor.....	57%
Oppose.....	30
Undecided.....	13

By Region

	<i>New England and Middle Atlantic</i>
Favor.....	69%
Oppose.....	24
Undecided.....	7

East Central	
Favor.....	52%
Oppose.....	35
Undecided.....	13

West Central	
Favor.....	48%
Oppose.....	35
Undecided.....	17

South	
Favor.....	45%
Oppose.....	36
Undecided.....	19

West	
Favor.....	54%
Oppose.....	28
Undecided.....	18

By Community Size
100,000 and Over

Favor.....	72%
Oppose.....	19
Undecided.....	9

10,000-100,000

Favor.....	61%
Oppose.....	30
Undecided.....	9

Towns Under 10,000

Favor.....	49%
Oppose.....	34
Undecided.....	17

Farm Areas

Favor.....	36%
Oppose.....	45
Undecided.....	19

JANUARY 7
LENGTH OF WAR

Special Survey

Asked of Britons: How much longer do you think the war will last?

6 months.....	5%
12 months.....	15
18 months.....	13
2 years.....	29
3 years.....	18
More than 3 years.....	16
No opinion.....	4

JANUARY 9
DRAFTING OF WOMEN

Interviewing Date 12/21-26/41
Survey #257-K

Question #1

Would you be in favor of starting now to draft single women between the ages of 21 and 35 to train them for wartime jobs?

Yes.....	68%
No.....	26
Undecided.....	6

By Sex

Men

Yes.....	63%
No.....	31
Undecided.....	6

Women

Yes.....	73%
No.....	20
Undecided.....	7

Women Aged 21-35 Only

Yes.....	75%
No.....	19
Undecided.....	6

JANUARY 10
JOINT WAR COUNCIL

Interviewing Date 12/21-26/41
Survey #257-K

Question #4a

Do you think the United States, Britain, Russia, and their allies should form a joint war council which would plan all war operations against the Axis powers?

Yes..... 80%
 No..... 10
 No opinion..... 10

Interviewing Date 12/21-26/41
 Survey #257-K Question #4b

If such a council is formed, should the army, navy, and air force of every country, including the United States, be controlled by the war council?

Yes..... 68%
 No..... 15
 No opinion..... 17

**JANUARY 12
 WARTIME GOVERNMENT CONTROL**

Interviewing Date 12/21-26/41
 Survey #257-K Question #2a

In time of war, should the Government have the right to tell factory owners and businessmen what products they can make and what prices they can charge?

Yes..... 78%
 No..... 12
 Qualified answers..... 4
 Undecided..... 6

Businessmen Only

Yes..... 81%
 No..... 11
 Qualified answers..... 4
 Undecided..... 4

Interviewing Date 12/21-26/41
 Survey #257-K Question #2b

In time of war, should the Government have the right to tell workers what job they are to work at, what they will be paid, and how many hours they shall work?

Yes..... 67%
 No..... 22
 Qualified answers..... 4
 Undecided..... 7

**Skilled, Semiskilled, and
 Unskilled Workers Only**

Yes..... 64%
 No..... 25
 Qualified answers..... 4
 Undecided..... 7

Interviewing Date 12/20-25/41
 Survey #256-K Question #3

In time of war, should the Government have the right to tell farmers what crops they must raise and what prices they are to get?

Yes..... 61%
 No..... 26
 Qualified answers..... 4
 Undecided..... 9

Farmers Only

Yes..... 51%
 No..... 33
 Qualified answers..... 7
 Undecided..... 9

**JANUARY 14
 NATIONAL SALES TAX**

Interviewing Date 12/21-26/41
 Survey #257-K Question #5

In order to help pay the cost of the war, should the Federal Government put a national sales tax of 2% on everything you buy, in addition to taxes now in effect?

Yes..... 47%
 No..... 46
 No opinion..... 7

By Income

Upper

Yes..... 58%
 No..... 34
 No opinion..... 8

Middle

Yes..... 48%
 No..... 46
 No opinion..... 6

<i>Lower</i>	
Yes.....	43%
No.....	50
No opinion.....	7

<i>By Community Size</i>	
<i>Farms</i>	
Yes.....	53%
No.....	39
No opinion.....	8

<i>10,000 and Under</i>	
Yes.....	49%
No.....	44
No opinion.....	7

<i>10,000-100,000</i>	
Yes.....	46%
No.....	46
No opinion.....	8

<i>100,000 and Over</i>	
Yes.....	44%
No.....	50
No opinion.....	6

**JANUARY 16
BRITISH ADVICE**

Special Survey

Asked of Britons: From your own experience, what would you say are the best preparations an American, living in the United States, can make in case this is a long war?

The following are listed in order of frequency of mention:

Get used to doing without things now. Live simply; cut out luxuries. Conserve your money, lend as much as possible in war savings.

Volunteer for war work immediately and be prepared to make all necessary sacrifices for the war effort.

Insist on efficient civilian defense. See that there are sufficient shelters and that people know where those shelters are. Also, be sure the fire fighting service is thoroughly organized.

Save everything possible. Avoid waste. Throw nothing away. Americans are too wasteful.

Keep fit; keep calm; don't worry. Don't listen to rumors. Be prepared to take the rough with the smooth. Above all, don't talk too much.

Insist on immediate rationing of goods that may become scarce. Don't wait.

Insist on price control and stabilization of wages now. Don't postpone it until inflation is upon you.

**JANUARY 17
SERVICE ACADEMIES**

Interviewing Date 12/21-26/41
Survey #257-K

Question #6

Should young men who want to go to West Point or Annapolis be permitted to apply directly for entrance, or should they first be required to get an appointment from their congressman, as at present?

Apply directly.....	68%
Apply through congressman.....	18
No opinion.....	14

**JANUARY 21
LENGTH OF WAR**

Interviewing Date 1/8-13/42
Survey #258-K

Question #3

About how much longer do you think the war will last?

Less than 2 years.....	21%
2 years.....	29
3 years.....	16
Longer than 3 years.....	22
Unwilling to guess.....	12

**JANUARY 23
AUTOMOBILES**

Interviewing Date 1/8-13/42
Survey #258-K Question #8e

Asked of car owners: If it were not possible for you to use your car, would this make any great difference to you?

Yes..... 46%
No..... 54

**JANUARY 24
TIRE RATIONING**

Interviewing Date 1/8-13/42
Survey #258-K Question #8b

Asked of car owners: Have you heard about the tire rationing program?

Yes..... 99%
No..... 1

Interviewing Date 1/8-13/42
Survey #258-K Question #8c

Asked of car owners: Do you think that tire rationing is necessary at this time?

Yes..... 81%
No..... 19

Interviewing Date 1/8-13/42
Survey #258-K Question #8d

Asked of car owners: How long do you think the Government regulation of tire sales will be in effect?

Until the end of the war..... 44%
From 2 to 5 years..... 12
Less than 1 year..... 10
Other guesses, no opinion..... 36

**JANUARY 26
DRIVING HABITS**

Interviewing Date 1/8-13/42
Survey #258-K Question #8g

Asked of car owners: About how many miles does your car go a month?

Median average..... 750 miles

Interviewing Date 1/8-13/42
Survey #258-K Question #8i

Asked of car owners: Have you made any plans to cut down the number of miles you drive?

Yes..... 53%
No..... 46
Not using car at present..... 1

Interviewing Date 1/8-13/42
Survey #258-K Question #8j

Asked of car owners: How much do you plan to cut down on your car mileage?

Median average..... 45%

Interviewing Date 1/8-13/42
Survey #258-K Question #9

It has been suggested that to save rubber and reduce automobile accidents every state should pass a law against people driving more than 35 miles an hour on any road. Would you approve, or disapprove, of such a law in every state in the country?

Approve..... 67%
Disapprove..... 28
No opinion..... 5

Car Owners Only

Approve..... 61%
Disapprove..... 36
No opinion..... 3

**JANUARY 28
PRESIDENT ROOSEVELT'S
VOTER APPEAL**

Interviewing Date 1/8-13/42
Survey #258-K Question #10b

Do you approve or disapprove of the way Franklin Roosevelt is handling his job as President today?

Approve.....	84%
Disapprove.....	9
No opinion.....	7

**JANUARY 30
CONSCRIPTION IN CANADA**

Special Survey

Asked of Canadians: If you were asked to vote in the next few weeks on the question of selective service for overseas duty, would you vote for it, or against it?

For it.....	60%
Against it.....	30
Undecided.....	10

**JANUARY 31
FEDERAL LOTTERIES**

Interviewing Date 1/8-13/42
Survey #258-K Question #2b

Would you favor lotteries run by the Federal Government to help pay part of the cost of carrying on the war?

Yes.....	54%
No.....	37
No opinion.....	9

**FEBRUARY 2
WORK WEEK**

Interviewing Date 1/8-13/42
Survey #258-K Question #7f

How many hours a week do you work?

Farmers.....	62 hrs.
Employers and administrators.....	61 hrs.
Skilled workers.....	51 hrs.
Professional.....	50 hrs.
Semiskilled and unskilled.....	49 hrs.
White collar.....	47 hrs.

**FEBRUARY 4
IDENTIFICATION CARDS**

Interviewing Date 1/8-13/42
Survey #258-K Question #1

Do you believe everyone in the United States should be required to carry an identification card containing, among other things, his picture and his fingerprints?

Yes.....	69%
No.....	25
No opinion.....	6

**FEBRUARY 6
PROBLEMS OF ORGANIZED LABOR**

Special Survey

Asked of union leaders and union members: What do you consider the most important problem that organized labor must solve in the next few months?

Union Leaders Only

Increased production of war materials and settlement of disputes between labor and capital in order to win the war.....	54%
Achieving unity within labor.....	15
Combating restrictive labor legislation..	12
Unemployment due to industry's changing over to war basis.....	8
Wage adjustments to fit cost of living....	5
Organizing more workers into unions...	7
Getting radicals and racketeers out of unions.....	1
	<hr/> 102%

(Note: table adds to more than 100% because some persons gave more than one answer.)

Union Members Only

Increased production of war materials and settlement of disputes between

labor and capital in order to win the war.....	48%
Achieving unity within labor.....	14
Combating restrictive labor legislation..	5
Unemployment due to industry's changing over to war basis.....	7
Wage adjustments to fit cost of living....	6
Organizing more workers into unions...	4
Getting radicals and racketeers out of unions.....	3
No opinion.....	13

In time of war, should the Government have the right to tell workers what jobs they are to work at, what they will be paid, and how many hours they shall work?

Union Leaders Only

Yes.....	55%
No.....	30
No opinion.....	15

Union Members Only

Yes.....	58%
No.....	29
No opinion.....	13

FEBRUARY 7

LABOR UNION DUES

Special Survey

Asked of labor union leaders and union members: Should companies having a closed or union shop take union dues out of the workers' pay envelopes and turn the money over to the unions (the check-off), or should the unions collect the dues themselves?

Union Leaders Only

Companies should collect.....	46%
Unions should collect.....	42
Qualified answers.....	6
No opinion.....	6

Union Members Only

Companies should collect.....	29%
Unions should collect.....	61
Qualified answers.....	4
No opinion.....	6

FEBRUARY 9

WAR EFFORT

Interviewing Date 1/25-30/42
Survey #259-K

Question #6a

Do you think the United States is doing all it can toward winning the war?

Yes.....	78%
No.....	17
Undecided.....	5

By Political Affiliation

Democrats

Yes.....	82%
No.....	15
Undecided.....	3

Republicans

Yes.....	69%
No.....	24
Undecided.....	7

By Education

College

Yes.....	62%
No.....	33
Undecided.....	5

High School

Yes.....	80%
No.....	15
Undecided.....	5

Grade School

Yes.....	82%
No.....	11
Undecided.....	7

Interviewing Date 1/25-30/42
Survey #259-K

Question #6b

Asked of those who answered no to the question: What more can we do?

The following are listed in order of frequency of mention:

Make better use of labor and production facilities, work longer hours, stop strikes.

The psychological attitude is wrong — we need all-out effort, less disagreement, more sacrifices.

Send more men and equipment to the Far East.

Cut out graft and red tape; get better administrative direction, more businessmen like Donald Nelson.

Strike at the enemy, take the offensive.

FEBRUARY 13 EQUAL PAY FOR WOMEN

Interviewing Date 1/25-30/42
Survey #259-K

Question #12

If women replace men in industry should they be paid the same wages as men?

Yes..... 78%
No..... 14
Undecided..... 8

By Sex

Men

Yes..... 71%
No..... 20
Undecided..... 9

Women

Yes..... 85%
No..... 7
Undecided..... 8

FEBRUARY 14 LIQUOR REGULATIONS

Interviewing Date 11/15-20/41
Survey #253-K

Question #2a

Do you think liquor regulations in your community are too strict or not strict enough?

Too strict..... 6%
Not strict enough..... 55
About right..... 39

Interviewing Date 11/15-20/41
Survey #253-K

Question #2b

Do you think there is more drunkenness or less drunkenness in your community than there was ten years ago?

More..... 43%
Less..... 31
About the same..... 26

FEBRUARY 16 PROHIBITION

Interviewing Date 1/25-30/42
Survey #259-K

Question #4

If the question of national prohibition should come up again, would you vote for prohibition or against it?

For..... 36%
Against..... 64

Ten per cent expressed no opinion.

By Sex

	For	Against
Men.....	29%	71%
Women.....	43	57

By Community Size

	For	Against
Farms.....	50%	50%
Under 10,000.....	43	57
10,000-100,000.....	31	69
Over 100,000.....	23	77

Interviewing Date 1/25-30/42
Survey #259-K

Question #5

Do you think it would be better for young people if we had national prohibition again?

Yes..... 45%
No..... 55

Nine per cent expressed no opinion.

**FEBRUARY 18
PENSIONS FOR CONGRESSMEN**

Special Survey

Have you heard or read about the bill passed by the House of Representatives which would allow members of Congress to place themselves under the Civil Service Retirement System if they have served five years?

Yes..... 75%
No..... 25

Asked of those who had heard about the plan: Do you approve or disapprove of giving a pension to congressmen when they leave office?

Approve..... 10%
Disapprove..... 84
No opinion..... 6

**FEBRUARY 22
EIRE**

Interviewing Date 2/5-10/42
Survey #260-K

Question #5a

Do you happen to know whether the Irish Free State (Eire) has gone to war against Germany?

Yes, has (incorrect)..... 50%
No, has not (correct)..... 50

Irish-Americans Only

Yes..... 82%
No..... 18

Interviewing Date 2/5-10/42
Survey #260-K

Question #5b

Asked of those who were correct about Eire's neutral status: Would you like to see Eire let the Allies use war bases along the Irish coast?

Yes..... 90%
No..... 5
No opinion..... 5

Irish-Americans Only

Yes..... 72%
No..... 21
No opinion..... 7

Interviewing Date 2/5-10/42
Survey #260-K

Question #5c

Asked of those who were correct about Eire's neutral status: Should Eire join the Allies in declaring war against Germany?

Yes..... 71%
No..... 16
No opinion..... 13

Irish-Americans Only

Yes..... 56%
No..... 32
No opinion..... 12

**FEBRUARY 25
TIRE RATIONING**

Interviewing Date 2/12-17/42
Survey #261-K

Question #3e

Asked of car owners: About how long do you think it will be before your tires are so worn out that you will not be able to drive your car?

Tires worn out now..... 2%
6 months or less..... 21
6 months to 1½ years..... 47
2 years..... 19
More than 2 years..... 11

Interviewing Date 2/12-17/42
Survey #261-K

Question #3i

Asked of car owners: Have you cut down on the speed of your driving?

Yes..... 63%
No..... 37

Interviewing Date 2/12-17/42
Survey #261-K

Question #3g

Asked of car owners: Have you cut down on your car mileage from what you would normally drive at this time of year?

Yes..... 73%
No..... 27

**FEBRUARY 27
PENSIONS FOR CONGRESSMEN**

Interviewing Date 2/12-17/42
Survey #261-K

Question #10b

Do you approve or disapprove of giving a pension to congressmen when they leave office?

Approve..... 9%
Disapprove..... 83
Undecided..... 8

**MARCH 2
PUNISHMENT FOR SABOTAGE
IN SWEDEN**

Special Survey

Asked in Sweden: What punishment should be given to persons convicted of espionage or sabotage against Sweden?

Re-introduce death sentence..... 33%
Longer prison sentences than at present. 22
Undecided..... 45

**MARCH 11
TOTAL WAR MOBILIZATION**

Interviewing Date 2/25-3/2/42
Survey #262-K

Question #3b

After finding out what each person can do, should the Government have the power to tell each citizen what to do as his part in the war effort and require him or her to do it?

Yes..... 61%
No..... 32
No opinion..... 7

By Sex

Men

Yes..... 66%
No..... 29
No opinion..... 5

Women

Yes..... 55%
No..... 36
No opinion..... 9

By Region

New England

Yes..... 57%
No..... 36
No opinion..... 7

Middle Atlantic

Yes..... 60%
No..... 33
No opinion..... 7

East Central

Yes..... 56%
No..... 35
No opinion..... 9

West Central

Yes..... 62%
No..... 32
No opinion..... 6

South	
Yes.....	66%
No.....	25
No opinion.....	9

Mountain	
Yes.....	69%
No.....	24
No opinion.....	7

Pacific	
Yes.....	63%
No.....	33
No opinion.....	4

By Income	
Upper	
Yes.....	62%
No.....	34
No opinion.....	4

Middle	
Yes.....	61%
No.....	33
No opinion.....	6

Lower	
Yes.....	60%
No.....	30
No opinion.....	10

By Political Affiliation	
Democrats	
Yes.....	67%
No.....	26
No opinion.....	7

Republicans	
Yes.....	57%
No.....	37
No opinion.....	6

By Age	
21-29 Years	
Yes.....	56%
No.....	38
No opinion.....	6

30-49 Years	
Yes.....	61%
No.....	31
No opinion.....	8

50 Years and Over	
Yes.....	62%
No.....	30
No opinion.....	8

New York State Only	
Yes.....	60%
No.....	33
No opinion.....	7

Massachusetts Only	
Yes.....	53%
No.....	39
No opinion.....	8

Philadelphia Only	
Yes.....	67%
No.....	29
No opinion.....	4

**MARCH 13
STRIKES IN WAR INDUSTRIES**

Interviewing Date 2/25-3/2/42
Survey #262-K Question #5

Should Congress pass a law forbidding strikes in war industries until the war is over, or should the workers in war industries continue to have the right to go on strike?

Congress should pass law.....	86%
Workers should have right.....	9
No opinion.....	5

Democrats vote 86% for an anti-strike law, and the rank and file of Republicans 89%. The vote of the upper, middle, and lower income groups in favor of the law is respectively 90%, 89%, and 82%.

The workers of the country — skilled, semi-skilled and unskilled — vote for the curb by a majority of 81%.

**MARCH 14
DEFENSE WORK**

Interviewing Date 2/25-3/2/42
Survey #262-K Question #2c

Is your regular job in any way connected with the war effort?

Yes..... 21%
No..... 79

Interviewing Date 2/25-3/2/42
Survey #262-K Question #2e

Asked of employed persons who answered no: Would you be willing to change your job to one in a defense factory at whatever pay the defense job would give you?

Yes..... 57%
No..... 40
Undecided..... 3

Interviewing Date 2/25-3/2/42
Survey #262-K Question #2h

Asked of housewives: Would you be willing to take a job in a defense factory?

Yes..... 49%
No..... 50
Undecided..... 1

Interviewing Date 2/25-3/2/42
Survey #262-K Question #2g

Asked of all persons who stated they would take a defense job: Would you be willing to take a defense job in another city?

Yes..... 38%
No..... 50
Undecided..... 12

**MARCH 18
OVERSEAS SERVICE FOR
CANADIAN TROOPS**

Special Survey
Asked in Canada: Are you in favor of conscription for overseas duty?

Yes..... 70%
No..... 30

Eight per cent expressed no opinion.

**MARCH 20
PRESIDENT ROOSEVELT'S
VOTER APPEAL**

Interviewing Date 3/12-17/42
Survey #263-K Question #16c

In general do you approve or disapprove of the way Franklin Roosevelt is handling his job as President?

Approve..... 78%
Disapprove..... 13
No opinion..... 9

**MARCH 23
DRAFTING OF MEN
WITH DEPENDENTS**

Interviewing Date 2/25-3/2/42
Survey #262-K Question #1a

Would you favor or oppose a plan to draft men who have dependents if this would be necessary to win the war?

Favor..... 71%
Oppose..... 23
No opinion..... 6

**MARCH 25
SCRAP MATERIALS**

Interviewing Date 3/12-17/42
Survey #263-K Question #2a

Has anyone called at your home to pick up scrap materials for national defense?

Yes..... 32%
No..... 62
Don't know..... 6

Interviewing Date 3/12-17/42
Survey #263-K

Question #2b

If you made a thorough search, about how many pounds of scrap metal including old farm machinery do you think you could find that you could give to national defense?

Median average..... 175 pounds

MARCH 27

DRAFTING OF WOMEN

Interviewing Date 3/12-17/42
Survey #263-K

Question #1

Would you be in favor of starting now to draft single women between the ages of 21 and 35 to train them for war time jobs?

Yes..... 69%
No..... 23
No opinion..... 8

By Region

New England and Middle Atlantic

Yes..... 69%
No..... 23
No opinion..... 8

East Central

Yes..... 70%
No..... 22
No opinion..... 8

West Central

Yes..... 68%
No..... 24
No opinion..... 8

South

Yes..... 72%
No..... 18
No opinion..... 10

West

Yes..... 69%
No..... 25
No opinion..... 6

MARCH 28

SALARY OF ARMY PRIVATES

Interviewing Date 3/12-17/42
Survey #263-K

Question #4a

How much pay per month do you think a private should get when he enters the army?

Median average..... \$38

Interviewing Date 3/12-17/42
Survey #263-T

Question #4

Do you think an army private should be paid \$42 a month instead of \$21 when he enters the army?

Yes..... 73%
No..... 18
Undecided..... 9

MARCH 30

WORK WEEK

Interviewing Date 3/12-17/42
Survey #263-K

Question #9

How many hours do you think workers in war industries should work in a week before time and one-half pay for overtime starts?

40 hours..... 27%
40-47 hours..... 4
48 hours..... 25
49-59 hours..... 8
60 hours or more..... 9
No overtime pay at all..... 21
No opinion..... 6

By Occupation

	<i>Median Average</i>
Farmers.....	60 hrs.
White collar.....	48 hrs.
Skilled and unskilled.....	48 hrs.

By Income

Upper.....	48 hrs.
Middle.....	48 hrs.
Lower.....	48 hrs.

By Region	
New England	48 hrs.
Middle Atlantic	48 hrs.
East Central	48 hrs.
West Central	48 hrs.
South	56 hrs.
West	48 hrs.

**APRIL 1
CONDUCT OF WAR**

Special Survey

Asked in Great Britain: Are you satisfied or dissatisfied with the Government's conduct of the war?

Satisfied	35%
Dissatisfied	50
No opinion	15

Asked in Great Britain: Would you favor an offensive operation this year — or should our Government continue defensive operations this year?

Offensive	67%
Defensive	10
No opinion	23

**APRIL 3
LABOR UNION FINANCES**

Interviewing Date 3/12-17/42
Survey #263-K Question #6

Do you think all labor unions should be required to register with the Federal Government and report the amount of money they take in and spend each year?

Yes	80%
No	6
No opinion	14

**APRIL 4
REGULATION OF WARTIME
BUSINESS PROFITS**

Interviewing Date 3/20-25/42
Survey #264-K Question #5b

It has been suggested that Congress pass laws regulating business firms and profits to a much greater extent. Would you approve or disapprove of this?

Approve	69%
Disapprove	20
No opinion	11

**APRIL 6
WAGE AND PRICE CONTROLS**

Interviewing Date 3/20-25/42
Survey #264-K Question #1

A law in Canada keeps wage and salary rates from going higher than they are now and also keeps all prices, including prices of farm products, from going higher. Would you approve or disapprove of such a law in the United States?

Approve	66%
Disapprove	24
No opinion	10

Manual Workers Only

Approve	63%
Disapprove	26
No opinion	11

Farmers Only

Approve	64%
Disapprove	27
No opinion	9

**APRIL 8
USE OF SUGAR**

Interviewing Date 3/12-17/42
Survey #263-K Question #13

Asked of housewives: About how many pounds of sugar a week does your family use?

Median average. One pound per person

Interviewing Date 3/12-17/42
Survey #263-K Question #14

Asked of housewives: What is the smallest amount of sugar your family could get along on each week?

Median average. 9½ ounces per person

APRIL 10 WAR MOBILIZATION

Interviewing Date 3/12-17/42
Survey #263-K Question #3a

Should all men and women over 18 who are not already in military service be required to register with the Government for some kind of civilian defense or war work?

Yes. 80%
No. 14
No opinion. 6

Interviewing Date 3/12-17/42
Survey #263-K Question #3b

After finding out what each person can do, should the Government have the power to tell each citizen what to do as his part in the war effort and require him or her to do it (total mobilization)?

Yes. 58%
No. 33
No opinion. 9

By Special States

	Yes	No	Opinion
California.	62%	32%	6%
Illinois.	61	31	8
Indiana.	60	32	8
Michigan.	55	36	9
Massachusetts.	57	35	8
New Jersey.	60	29	11
New York.	57	36	7
Ohio.	53	37	10
Pennsylvania.	59	33	8

APRIL 11 LENGTH OF WAR

Interviewing Date 3/12-17/42
Survey #263-K Question #7

About how much longer do you think the war will last?

Less than 2 years. 15%
2 years. 22
3 years. 16
More than 3 years. 28
Don't know. 19

Among persons with a college education, only 9% think the war will be over in two years, as compared to 18% among persons with less than a high school education.

Thirty-four per cent of the college group think the war will go on for another three years or more, as contrasted to 25% of the group with less than a high school education.

APRIL 13 POLITICAL AWARENESS

Interviewing Date 3/20-25/42
Survey #264-K Question #10a

Do you happen to know the name of the congressman from your district?

Correct answers. 50%
Incorrect answers. 50

By Region

New England and Middle Atlantic

Correct answers. 44%
Incorrect answers. 56

East Central

Correct answers. 50%
Incorrect answers. 50

West Central

Correct answers. 56%
Incorrect answers. 44

<i>South</i>	
Correct answers.....	64%
Incorrect answers.....	36

<i>West</i>	
Correct answers.....	50%
Incorrect answers.....	50

<i>Farmers Only</i>	
Correct answers.....	67%
Incorrect answers.....	33

**APRIL 15
PROFESSIONAL SPORTS
IN WARTIME**

Interviewing Date 3/12-17/42
Survey #263-K Question #8

Do you think that professional sports should be continued during the war, or should they be stopped until after the war?

Should be continued.....	66%
Should be stopped.....	24
No opinion.....	10

Seventy-eight per cent of voters between 21 and 29 years would continue sports, while only 56% of those above 50 years of age are in favor.

Poor people are less anxious to continue with professional sports than the above average-income groups. Seventy-six per cent of those in the upper-income bracket want sports continued, as compared to 62% in the lower-income groups.

**APRIL 15
WAGE-PRICE CONTROL**

Special Survey

A law in Canada keeps wage and salary rates from going higher than they are now and also keeps all prices, including prices of farm products, from going higher. Would you approve or disapprove of such a law in the United States?

Approve.....	66%
Disapprove.....	24
No opinion.....	10

By State			
	<i>Ap- prove</i>	<i>Dis- approve</i>	<i>Un- decided</i>
California.....	67%	23%	10%
Illinois.....	63	27	10
Indiana.....	62	26	12
Iowa.....	72	19	9
Massachusetts.....	67	21	12
Michigan.....	65	25	10
Minnesota.....	66	25	9
Missouri.....	66	20	14
New Jersey.....	68	21	11
New York.....	57	34	9
Ohio.....	69	21	10
Pennsylvania.....	66	29	5
Texas.....	68	22	10
Wisconsin.....	62	30	8

**APRIL 17
WAR EFFORT**

Interviewing Date 4/2-7/42
Survey #265-K Question #1a

Do you think business and industry are going all-out to win the war?

Yes.....	58%
No.....	33
Undecided.....	9

Interviewing Date 4/2-7/42
Survey #265-K Question #1b

Do you think labor unions are going all-out to win the war?

Yes.....	37%
No.....	50
Undecided.....	13

Interviewing Date 4/2-7/42
Survey #265-K Question #1c

Do you think farmers are going all-out to win the war?

Yes..... 69%
 No..... 12
 Undecided..... 19

**APRIL 18
 NEW DEAL PROGRAMS**

Interviewing Date 4/2-7/42
 Survey #265-K Question #9a
Should the Civilian Conservation Corps in its present form be done away with until the end of the war?

Yes..... 54%
 No..... 37
 No opinion..... 9

Interviewing Date 4/2-7/42
 Survey #265-K Question #9b
Should the National Youth Administration be done away with until the end of the war?

Yes..... 38%
 No..... 43
 No opinion..... 19

Interviewing Date 4/2-7/42
 Survey #265-K Question #9c
Should farm benefits be done away with until the end of the war?

Yes..... 43%
 No..... 40
 No opinion..... 17

Farmers Only

Yes..... 46%
 No..... 46
 No opinion..... 8

**APRIL 20
 INCOME TAX**

Interviewing Date 3/12-17/42
 Survey #263-K Question #5a
In order to help pay for the war, the Government will be forced to increase income

taxes. If you were the one to decide, how much income tax, if any, would you ask a typical family of four with an income of \$1,000 a year to pay?

If public decided tax..... \$7
 Proposed Treasury Department rate..... \$0

Interviewing Date 3/12-17/42
 Survey #263-K Question #5b
How much income tax, if any, would you ask a typical family of four with an income of \$1,500 a year to pay?

If public decided tax..... \$24
 Proposed Treasury Department rate..... \$0

Interviewing Date 3/12-17/42
 Survey #263-K Question #5c
How much income tax, if any, would you ask a typical family of four with an income of \$2,000 a year to pay?

If public decided tax..... \$54
 Proposed Treasury Department rate..... \$0

Interviewing Date 3/12-17/42
 Survey #263-K Question #5d
How much income tax, if any, would you ask a typical family of four with an income of \$3,000 a year to pay?

If public decided tax..... \$201
 Proposed Treasury Department rate..... \$118

Interviewing Date 3/12-17/42
 Survey #263-K Question #5e
How much income tax, if any, would you ask a typical family of four with an income of \$5,000 a year to pay?

If public decided tax..... \$470
 Proposed Treasury Department rate..... \$587

Interviewing Date 3/12-17/42
 Survey #263-K Question #5f
How much income tax, if any, would you ask a typical family of four with an income of \$10,000 a year to pay?

If public decided tax..... \$1,640
 Proposed Treasury Department rate.. \$2,143

Interviewing Date 3/12-17/42
 Survey #263-K Question #5g
How much income tax, if any, would you ask a typical family of four with an income of \$50,000 a year to pay?

If public decided tax..... \$13,700
 Proposed Treasury Department rate. \$26,537

Interviewing Date 3/12-17/42
 Survey #263-K Question #5h
How much income tax, if any, would you ask a typical family of four with an income of \$100,000 a year to pay?

If public decided tax..... \$33,700
 Proposed Treasury Department rate. \$68,261

**APRIL 24
 CANADIAN MILITARY SERVICE**

Special Survey
Asked in Canada: Will you vote for or against freeing the Government from any pledges it has made on restricting the methods of raising men for military service?

Yes..... 65%
 No..... 35

**APRIL 25
 PARTY STRENGTH**

Interviewing Date 4/2-7/42
 Survey #265-K Question #10
In politics do you consider yourself a Republican, Democrat, Independent, or Socialist?

Republican..... 37%
 Democrat..... 46
 Independent..... 16
 Socialist, others..... 1

**APRIL 27
 WARTIME PROBLEMS**

Interviewing Date 4/2-7/42
 Survey #265-K Question #12
What do you regard as the greatest problem the country now faces in winning the war?

Speeding up war production..... 28%
 Shipping and transportation shortage... 19
 Uniting the people behind the war effort. 15
 Getting labor into line, and eliminating fights between labor and industry. 9
 Increasing the armed forces..... 5
 Solving the problem of war material shortage..... 5
 Eliminating government red tape and political inefficiency..... 4
 Getting an offensive started..... 3
 Cleaning up fifth columnists..... 3
 Financing the war..... 3
 Miscellaneous and undecided..... 17
 111%

Note: table adds to more than 100% because some persons gave more than one answer.

**APRIL 29
 NAME FOR WORLD WAR**

Interviewing Date 4/17-22/42
 Survey #266-K Question #3a
President Roosevelt has asked the public to think up a good name to call the present war. What would you suggest?

By and large most of the country thinks the war should be called "World War II" or "Second World War."

Interviewing Date 4/17-22/42
 Survey #266-K Question #3b
Here are a few names that have been suggested (on card): Which do you like best?

War of World Freedom..... 26%
 War of Freedom..... 14

War of Liberty.....	13
Anti-Dictator War.....	11
War for Humanity.....	9
Survival War.....	7
The People's War.....	6
Anti-Nazi War.....	5
Total War.....	5
War of Liberation.....	4

**MAY 1
WAGE-PRICE CONTROLS**

Interviewing Date 3/20-25/42
Survey #264-K Question #1

A recent law in Canada keeps wage and salary rates from going higher than they are now, and also keeps all prices, including the prices of farm products, from going higher. Would you approve or disapprove of such a law in the United States?

Approve.....	66%
Disapprove.....	24
Undecided.....	10

**MAY 2
THE DRAFT**

Interviewing Date 4/17-22/42
Survey #266-K Question #4

Do you think the draft is being handled fairly in your community?

Yes.....	88%
No.....	12

Sixteen per cent had no opinion.

By Region		Yes	No
New England and Middle			
Atlantic.....	88%	12%	
East Central.....	85	15	
West Central.....	84	16	
South.....	90	10	
West.....	91	9	

**MAY 4
FEDERAL SALES TAX**

Interviewing Date 4/17-22/42
Survey #266-K Question #6

In order to help pay the cost of the war, should the Federal Government put a national sales tax of 2% on everything that people buy?

Yes.....	54%
No.....	46

Interviewing Date 4/18-23/42
Survey #266-T Question #6

In order to help pay the cost of the war, should the Federal Government put a national sales tax of 3% on everything that people buy?

Yes.....	46%
No.....	54

Interviewing Date 4/2-7/42
Survey #265-K Question #4

In order to help pay the cost of the war, should the Federal Government put a national sales tax of 5% on everything that people buy?

Yes.....	43%
No.....	57

**MAY 6
FARM UNIONS**

Special Survey

Asked of farmers: John L. Lewis is planning to organize the dairy farmers of the country into a branch of the C.I.O. union. Do you favor or oppose this movement to organize farmers into labor unions?

Favor.....	11%
Oppose.....	70
Undecided.....	19

**MAY 13
PRESIDENT ROOSEVELT'S
VOTER APPEAL**

Interviewing Date 4/17-22/42
Survey #266-K Question #12c
*Do you approve or disapprove of the way
Franklin Roosevelt is handling his job as
President?*

Approve..... 78%
Disapprove..... 13
No opinion..... 9

**MAY 15
WAR BONDS AND STAMPS**

Interviewing Date 5/1-6/42
Survey #267-K Question #6c
*Would you be willing to have your employer
take a regular part of your wages or salary
each pay day to buy war savings bonds or
stamps for you?*

Already covered by such a plan..... 25%
Would be willing..... 43
Would not be..... 32

Interviewing Date 5/1-6/42
Survey #267-K Question #6d
*What is the largest amount out of each dol-
lar of your salary or wages you would be
able to put into war savings bonds or
stamps?*

Median average..... 9¢

**MAY 16
WINSTON CHURCHILL**

Special Survey
*Asked of Britons: Are you satisfied or dis-
satisfied with Mr. Churchill as Prime
Minister?*

Satisfied..... 82%
Dissatisfied..... 13
No opinion..... 5

*Asked of Britons: If anything should happen
to Winston Churchill, who would you like
to see succeed him?*

Anthony Eden..... 37%
Sir Stafford Cripps..... 34
Ernest Bevin..... 2
Clement Attlee..... 2
Lord Beaverbrook..... 2
Others..... 23

**MAY 18
AUTOMOBILE TIRES**

Interviewing Date 5/1-6/42
Survey #267-K Question #5d
*Asked of automobile owners: About how
long do you think it will be before your tires
are so worn out that you will not be able to
drive your car?*

Tires completely worn out now..... 2%
5 months..... 22
One year..... 35
Two years..... 32
More than two years..... 9

**MAY 22
TAXES**

Special Survey
*Asked of civic and community leaders: Do
you favor a 2% national sales tax?*

Yes..... 69%
No..... 28
No opinion..... 3

*Asked of civic and community leaders: In
the case of income taxes would you be in
favor of reducing the amount of personal
exemptions — that is, broadening the base
— so that more people would have to pay
income taxes?*

Yes..... 57%
No..... 41
No opinion..... 2

Asked of civic and community leaders: At what income level do you think a typical family of four — a married man with two children — should start paying a federal income tax?

Median average..... \$1,800

Under exemptions of present law a family of four does not start paying income taxes until \$2,300 is earned.

**MAY 25
AUSTRALIAN BLUE LAWS**

Special Survey

Asked in Australia: Are you in favor of opening places of amusement to soldiers on Sundays?

Yes..... 8%
No..... 71
No opinion..... 21

**MAY 25
WAGE CEILING**

Special Survey

Asked of civic and community leaders: Do you favor a Government ceiling over wages?

Yes..... 82%
No..... 15
No opinion..... 3

Asked of civic and community leaders: Do you think the Government will put a ceiling over wages?

Yes..... 52%
No..... 35
No opinion..... 13

**MAY 27
UNIFIED COMMAND FOR
ARMED FORCES**

Special Survey

Asked of civic and community leaders: Should the President, as commander-in-chief of the armed forces of the country, name a military leader to direct both the army and the navy?

Favor..... 49%
Oppose..... 40
Undecided..... 11

**MAY 29
AVIATION TRAINING**

Interviewing Date 5/1-6/42
Survey #267-K Question #10

Do you favor aviation instruction for boys in high schools?

Yes..... 77%
No..... 12
No opinion..... 11

**MAY 30
PEACE OFFER TO FINLAND
AND ITALY**

Special Survey

Asked of civic and community leaders: Should the Allies offer peace terms at this time to Finland?

Yes..... 43%
No..... 45
No opinion..... 12

Asked of civic and community leaders: Should the Allies offer peace terms at this time to Italy?

Yes..... 16%
 No..... 79
 No opinion..... 5

**JUNE 3
 AUSTRALIAN STATE GOVERNMENTS**

Special Survey

Asked in Australia: Are you in favor of abolishing state governments?

Yes..... 57%
 No..... 19
 No opinion..... 24

**JUNE 5
 ECONOMIC OUTLOOK**

Interviewing Date 5/23-28/42
 Survey #268-K

Question #11

Which do you think the United States will have for the first two or three years after the war — depression or prosperity?

Depression..... 43%
 Prosperity..... 45
 Undecided..... 12

By Occupation

Business and Professional

Depression..... 34%
 Prosperity..... 57
 Undecided..... 9

White Collar

Depression..... 39%
 Prosperity..... 50
 Undecided..... 11

Manual Workers

Depression..... 42%
 Prosperity..... 44
 Undecided..... 14

Farmers

Depression..... 51%
 Prosperity..... 36
 Undecided..... 13

**JUNE 6
 WINSTON CHURCHILL**

Special Survey

Asked in Great Britain: In general, do you approve or disapprove of Mr. Churchill as Prime Minister?

Approve..... 87%
 Disapprove..... 8
 Undecided..... 5

**JUNE 7
 LENGTH OF WAR**

Interviewing Date 6/1-6/42
 Survey #269-K

Question #6a

About how much longer do you think the war will last?

Less than two years..... 35%
 Two years..... 26
 Three years..... 14
 More than three years..... 15
 No opinion..... 10

**JUNE 10
 FARM UNIONS AND FARM PRICES**

Special Survey

Asked of dairy farmers: John L. Lewis is planning to organize the dairy farmers of the country into a branch of the C.I.O. union. Do you favor or oppose this movement to organize farmers into labor unions?

Favor..... 16%
 Oppose..... 74
 No opinion..... 10

Among all farmers as a group the percentage favoring the union is lower — 14%.

Asked of farmers: Are you satisfied with the price you are now getting for your chief cash crop?

Yes..... 58%
 No..... 28
 Undecided..... 14

By Farm Type

Dairy

Satisfied..... 52%
 Dissatisfied..... 45
 Undecided..... 3

Wheat

Satisfied..... 52%
 Dissatisfied..... 43
 Undecided..... 5

Cotton

Satisfied..... 57%
 Dissatisfied..... 31
 Undecided..... 12

Corn

Satisfied..... 67%
 Dissatisfied..... 25
 Undecided..... 8

Hog

Satisfied..... 87%
 Dissatisfied..... 9
 Undecided..... 4

Others

Satisfied..... 55%
 Dissatisfied..... 20
 Undecided..... 25

**JUNE 12
 THE DRAFT**

Interviewing Date 6/1-6/42
 Survey #269-K

Question #1

Do you think young men 18 and 19 years old should be drafted for military service?

Yes..... 42%
 No..... 52
 No opinion..... 6

**JUNE 13
 GERMAN PEOPLE**

Interviewing Date 5/23-28/42
 Survey #268-K

Question #10

In the war with Germany, do you think that our chief enemy is the German people as a whole, or the German government?

German people..... 6%
 German government..... 79
 No opinion..... 15

**JUNE 17
 PAYMENTS FOR SOLDIERS' WIVES**

Interviewing Date 6/1-6/42
 Survey #269-K

Question #11a

How much money should an army private's wife, without children, receive to live on?

Median average..... \$40 mo.

Interviewing Date 6/1-6/42
 Survey #269-K

Question #11b

How much would you add to this for each child?

Median average..... \$15 mo.

**JUNE 19
INCOME TAXES**

Interviewing Date 6/1-6/42
Survey #269-K

Question #5b

Would you like to have a regular amount deducted from each pay check to pay your federal income tax next year?

Yes..... 50%
No..... 43
Undecided..... 7

**JUNE 20
REPUBLICAN PRESIDENTIAL
CANDIDATES**

Interviewing Date 5/23-28/42
Survey #568-K

Question #6

Asked of Republicans: If it came to a choice between Wendell Willkie and Thomas Dewey for Republican candidate for President in 1944, which man would you prefer?

Willkie..... 52%
Dewey..... 48

Sixteen per cent expressed no opinion.

**JUNE 24
PRISONERS FOR WAR SERVICE**

Interviewing Date 6/11-16/42
Survey #270-K

Question #6

It has been suggested that men in American prisons who are eligible for parole in the next two or three years be paroled now to enlist in the armed forces. Do you favor or oppose this proposal?

Favor..... 66%
Oppose..... 21
Qualified answer..... 6
No opinion..... 7

**JUNE 26
TRANSPORTATION TO WORK**

Interviewing Date 6/1-6/42
Survey #269-K

Question #2

How do you get to work?

Walk..... 40%
Drive..... 36
Public conveyance..... 23
Bicycle..... 1

**JUNE 27
REPUBLICANS AND THE
WAR EFFORT**

Interviewing Date 5/23-28/42
Survey #268-K

Question #7

Which way do you think the Government's war effort would go ahead faster — if the Republicans had more power in Washington, or if the Republicans had less power in Washington?

Faster if they had more power..... 21%
Faster if they had less power..... 31
Would make no difference..... 27
No opinion..... 21

**JUNE 29
CHIEF WAR ENEMY**

Interviewing Date 6/11-16/42
Survey #270-K

Question #13

Which do you think is our number one enemy in the war — Japan or Germany?

Japan..... 25%
Germany..... 50
Both..... 23
No opinion..... 2

By Region

New England and Middle Atlantic

Japan..... 26%
Germany..... 50
Both..... 22
No opinion..... 2

East Central

Japan.....	26%
Germany.....	49
Both.....	23
No opinion.....	2

West Central

Japan.....	26%
Germany.....	52
Both.....	21
No opinion.....	1

South

Japan.....	19%
Germany.....	51
Both.....	29
No opinion.....	1

Mountain

Japan.....	28%
Germany.....	50
Both.....	21
No opinion.....	1

Pacific

Japan.....	31%
Germany.....	45
Both.....	21
No opinion.....	3

**JULY 1
PUNISHMENT FOR NAZI LEADERS**

Interviewing Date 6/11-16/42
Survey #270-K Question #14a

*What do you think should be done with the
Nazi leaders after the war?*

Hang or shoot.....	35%
Imprison or put in asylum.....	31
Treat as Nazis have treated others.....	5
Won't be alive — will have committed suicide or been killed by then.....	2
Exile.....	2
Slow torture: mental and physical suf- fering.....	2

Be lenient in punishment.....	2
Not our affair.....	2
Court-martial.....	2
No opinion.....	17

Interviewing Date 6/11-16/42
Survey #270-K Question #14b

*What do you think should be done with
Hitler after the war?*

Hang or shoot.....	39%
Imprison or put in asylum.....	23
Exile.....	6
Treat as Nazis have treated others.....	5
Won't be alive — will have committed suicide or been killed by then.....	6
Slow torture: mental and physical suf- fering.....	3
Be lenient in punishment.....	2
Not our affair.....	2
Court-martial.....	1
No opinion.....	13

**JULY 3
NATIONAL SALES TAX**

Interviewing Date 6/11-16/42
Survey #270-K Question #2

*In order to help pay the cost of the war,
should the Federal Government put a na-
tional sales tax of two per cent on every-
thing that people buy?*

Yes.....	58%
No.....	42

Eight per cent expressed no opinion.

By Region

	<i>Yes</i>	<i>No</i>
New England.....	54%	46%
Middle Atlantic.....	54	46
East Central.....	56	44
West Central.....	62	38
South.....	65	35
West.....	56	44

**JULY 4
CANADIAN VIEWS
ON A SECOND FRONT**

Special Survey

Asked in Canada: One hears and reads a lot of arguments for and against opening a second front against the Germans. What is your opinion of this?

Should open second front now	46%
When ready but not before	18
Should leave to authorities, or no opinion	29
Against second front	6
It has already been opened	1

**JULY 6
POSTWAR LEAGUE OF NATIONS**

Interviewing Date 6/11-16/42
Survey #270-K

Question #1

Would you like to see the United States join a league of nations after this war is over?

Yes	73%
No	27

By Region

	Yes	No
New England and Middle Atlantic	71%	29%
East Central	72	28
West Central	76	24
South	78	22
West	74	26

**JULY 8
RATIONING VIOLATIONS**

Interviewing Date 6/11-16/42
Survey #270-K

Question #22a

Without giving any names, have you heard of any cases where service stations or ga-

rages sell gasoline to customers without punching the full amount on ration cards?

Yes	43%
No	57

Interviewing Date 6/11-16/42
Survey #270-K

Question #22b

Do you think there should be any punishment of service station or garage operators who disobey gasoline ration rules?

Yes	69%
No	17
No opinion	14

Interviewing Date 6/11-16/42
Survey #270-K

Question #22c

Asked of those who think there should be punishment: What do you think that punishment should be?

They should lose selling privileges, have their licenses revoked	26%
They should be fined	25
Should have jail sentences	3
Should be let off with a warning	1
Operators should be fired	1
No opinion as to what punishment should be	13
	<hr/> 69%

**JULY 11
THE CHURCH AND THE WAR**

Special Survey

Asked of clergymen: In general, what attitude do you think the church should take toward the war?

The following are listed in order of frequency of mention:

- Support the war and give full cooperation to the Government in the war effort
- Give spiritual strength to the people and maintain morale

Aid in creating a lasting peace
 "Keep the Christian spirit alive"
 Be loyal to the Government but oppose war
 as evil

Yes..... 48%
 No..... 36
 No opinion..... 16

JULY 15
IDENTIFICATION CARDS

Interviewing Date 7/1-6/42
 Survey #271-K Question #1

Do you believe everyone in the United States should be required to carry an identification card containing, among other things, his picture and his fingerprints?

Yes..... 72%
 No..... 22
 Undecided..... 6

JULY 17
SECOND EUROPEAN FRONT

Interviewing Date 7/1-6/42
 Survey #271-K Question #2

Would you like to see England and the United States attempt a large-scale attack on Germany in Western Europe in the near future or do you think we should wait until they are stronger?

Now..... 48%
 Wait..... 34
 No opinion..... 18

JULY 18
UNIFIED COMMAND FOR ARMED FORCES

Interviewing Date 7/1-6/42
 Survey #271-K Question #3

Should the President, as Commander-in-Chief of the armed forces of the country, name a military leader to direct both the army and the navy?

JULY 19
FAMILY INCOME

Interviewing Date 3/12-17/42
 Survey #263-K Question #17d

Is the income of your family higher or lower today than it was a year ago?

Higher..... 39%
 Same..... 46
 Lower..... 15

By Occupation
Professional

Higher..... 40%
 Same..... 46
 Lower..... 14

Businessmen

Higher..... 31%
 Same..... 54
 Lower..... 15

White Collar

Higher..... 41%
 Same..... 45
 Lower..... 14

Skilled

Higher..... 46%
 Same..... 40
 Lower..... 14

Semiskilled

Higher..... 41%
 Same..... 41
 Lower..... 18

Unskilled

Higher..... 31%
 Same..... 54
 Lower..... 15

Farmers

Higher.....	45%
Same.....	45
Lower.....	10

Interviewing Date 5/1-6/42
Survey #267-K Question #9

What is your weekly family income today?

Median average..... \$35 wk.

\$100 wk. or more.....	7%
\$60-\$99 wk.....	13
\$49-\$59 wk.....	22
\$30-\$48 wk.....	17
\$20-\$29 wk.....	19
\$15-\$19 wk.....	8
\$10-\$14 wk.....	7
Under \$10 wk.....	7

**JULY 22
WAR IN AFRICA**

Interviewing Date 7/1-6/42
Survey #271-K Question #6

What do you think was responsible for the loss of Tobruk and for other British reverses in Africa?

Shortage of men and equipment.....	26%
No competent leadership in battle; Germans outsmarted them and had better strategy.....	25
British were too slow and unprepared....	10
British won't fight, not good fighters....	8
British were overconfident.....	5
Blundering and bad planning by Government.....	1
Miscellaneous.....	3
No opinion.....	33
	<hr/>
	111%

(Note: table adds to more than 100% because some persons gave more than one answer.)

**JULY 24
WINSTON CHURCHILL**

Special Survey

Asked of Britons: Are you satisfied or dissatisfied with Mr. Churchill as Prime Minister?

Satisfied.....	78%
Dissatisfied.....	15
No opinion.....	7

**JULY 25
CANADIAN PRICE-WAGE LAW**

Special Survey

Asked of Canadians: Do you think the law that keeps prices and wages from going higher should remain in effect after the war?

Yes.....	50%
No.....	33
No opinion.....	17

**JULY 29
ESPIONAGE**

Interviewing Date 7/16-21/42
Survey #272-K Question #13

What punishment should be given to spies caught in this country?

Death penalty.....	85%
Imprisonment.....	8
Deportation.....	1
Miscellaneous.....	3
No opinion.....	3

**JULY 31
WAR STRATEGY**

Special Survey

Asked in Great Britain: Should the Allies try to invade Europe this year?

Yes..... 60%
 No..... 12
 No opinion..... 28

**AUGUST 1
 AUTOMOBILE TIRES**

Interviewing Date 7/16-21/42
 Survey #272-K

Question #6b

If the Government needs tires, would you offer to sell some of your tires to the Government for a fair price?

Yes..... 73%
 No..... 22
 No opinion..... 5

Farmers Only

Yes..... 62%
 No..... 30
 No opinion..... 8

City Dwellers Only

Yes..... 76%
 No..... 19
 No opinion..... 5

**AUGUST 3
 MOBILIZATION**

Interviewing Date 7/16-21/42
 Survey #272-K

Question #7b

Do you think a law should be passed giving the Government the right to require workers not employed in war industries to take jobs in war industries?

Yes..... 71%
 No..... 23
 Undecided..... 6

Interviewing Date 7/16-21/42
 Survey #272-K

Question #7c

Should a law be passed giving the Government the right to require workers to move to

any place in the country to take jobs in war industries?

Yes..... 53%
 No..... 39
 Undecided..... 8

**AUGUST 5
 GERMAN SUBMARINES**

Interviewing Date 7/16-21/42
 Survey #272-K

Question #20

How do you account for the success of German submarines in sinking our ships along the Atlantic Coast?

Greater part of navy diverted elsewhere; navy not large enough yet to handle situation; patrol ships more necessary elsewhere..... 27%
 Spies in this country, fifth-column work, loose talk..... 18
 Germans had large number of submarines already built and use them cleverly..... 17
 Our navy caught off guard; not smart enough..... 13
 Insufficient cooperation between army and navy..... 2
 No opinion..... 23

**AUGUST 7
 ALLIED LEADERSHIP**

Interviewing Date 7/1-6/42
 Survey #271-K

Question #15

Do you think that Roosevelt and Churchill should have the final decision on the military and naval plans of the war, or do you think these plans should be decided by the military and naval leaders of the United Nations?

Roosevelt and Churchill..... 21%
 Military and naval leaders..... 64
 Undecided..... 15

**AUGUST 8
GASOLINE RATIONING**

Interviewing Date 7/16-21/42
Survey #272-K Question #21

Do you think we will have gasoline rationing throughout the entire country within the next six months?

Yes..... 47%
No..... 41
No opinion..... 12

Rationed Areas Only

Yes..... 52%
No..... 34
No opinion..... 14

Non-Rationed Areas Only

Yes..... 45%
No..... 44
No opinion..... 11

Interviewing Date 7/16-21/42
Survey #272-K Question #22

Do you think it necessary to ration gasoline throughout the country in order to conserve tires?

Yes..... 49%
No..... 44
No opinion..... 7

Rationed Areas Only

Yes..... 63%
No..... 29
No opinion..... 8

Non-Rationed Areas Only

Yes..... 41%
No..... 52
No opinion..... 7

**AUGUST 12
LEON HENDERSON**

Interviewing Date 8/1-6/42
Survey #273-K Question #11a

In your opinion, how good a job has Leon Henderson done as head of the Office of Price Administration?

Good job or doing best he can with his powers..... 54%
Poor job..... 16
No opinion..... 30

**AUGUST 19
BRITISH VIEWS OF AMERICANS**

Special Survey
Asked in Great Britain: Do you think Americans are more democratic than Britishers?

Yes..... 52%
No..... 33
Undecided..... 15

Do you think most Americans adopt a superior attitude toward the British without any grounds?

Yes..... 37%
No..... 44
Undecided..... 19

Would we be better off if we were more like the Americans in many respects?

Yes..... 41%
No..... 39
Undecided..... 20

As a result of participating in the war, will the United States want: A. More than their share of credit for helping to win the war?

Yes..... 36%
No..... 44
Undecided..... 20

B. More than their fair share of world markets after the war?

Yes..... 26%
 No..... 45
 Undecided..... 29

C. More than their fair say in settling the peace terms?

Yes..... 28%
 No..... 49
 Undecided..... 23

D. More than their fair share of power and influence in the postwar world?

Yes..... 29%
 No..... 46
 Undecided..... 25

Do you think Americans are too willing to let others do their fighting?

Yes..... 28%
 No..... 55
 Undecided..... 17

**AUGUST 21
 WAR STRATEGY**

Interviewing Date 8/1-6/42
 Survey #273-K Question #6a

If the Allies build a strong enough air force do you think they can win the war virtually by air attacks alone?

Yes..... 40%
 No..... 49
 No opinion..... 11

**AUGUST 24
 INCOME TAXES**

Interviewing Date 8/1-6/42
 Survey #273-K Question #8

Should every family not on relief pay a federal income tax?

Yes..... 70%
 No..... 25
 No opinion..... 5

**By Income
 Upper and Middle**

Yes..... 73%
 No..... 23
 No opinion..... 4

Lower

Yes..... 66%
 No..... 27
 No opinion..... 7

**AUGUST 26
 JAMES PETRILLO**

Interviewing Date 8/15-20/42
 Survey #274-K Question #12b

Asked of those persons who said they were familiar with James Petrillo's attempts to ban phonograph records from the radio: What is your opinion of Mr. Petrillo's rulings?

Favorable comments..... 8%
 Unfavorable..... 75
 No opinion..... 17

Interviewing Date 8/15-20/42
 Survey #274-K Question #12c

Asked of those same persons: Do you approve or disapprove of the Government taking legal action to stop Petrillo?

Approve..... 73%
 Disapprove..... 12
 Undecided..... 15

**AUGUST 28
 NATIONAL SALES TAX**

Interviewing Date 8/15-20/42
 Survey #274-K Question #9

Do you favor or oppose a national sales tax?

Favor..... 61%
 Oppose..... 39

**AUGUST 28
 FUEL SHORTAGE**

Special Survey

Asked in Ohio, Indiana, Illinois, and Michigan: Would you be willing to have the Government reduce everybody's driving by as much as one-third to release transportation facilities to send fuel oil to New England where there is a shortage?

Yes..... 67%
 No..... 21
 Undecided..... 12

Asked in Ohio, Indiana, Illinois, and Michigan: Would you be willing to have the Government cut down on the amount of fuel oil the people in Ohio, Indiana, Illinois, and Michigan can have this winter in order to send some to New England?

Yes..... 68%
 No..... 18
 Undecided..... 14

**AUGUST 29
 WAR EFFORT**

Interviewing Date 8/15-20/42
 Survey #274-K Question #10

As long as the war lasts, would you favor or oppose the appointment of a committee of judges with full power to set aside any peacetime laws and regulations that they felt were slowing up the war effort?

Favor..... 58%
 Oppose..... 23
 No opinion..... 19

**AUGUST 31
 WAR EFFORT**

Interviewing Date 8/15-20/42
 Survey #274-K Question #6

If you were the President, what would you do to speed up the war effort?

The following are listed according to frequency of mention:

- Stop strikes
- Cut red tape
- Control inflation
- Mobilize more men
- Cut politics for duration of war
- Open a second front

**SEPTEMBER 2
 PRESIDENT ROOSEVELT'S
 VOTER APPEAL**

Interviewing Date 8/15-20/42
 Survey #274-K Question #23c

Do you approve or disapprove of the way Franklin Roosevelt is handling his job as President today?

Approve..... 70%
 Disapprove..... 16
 No opinion..... 14

By Region

	Approve	Disapprove
New England.....	70%	30%
Middle Atlantic.....	70	30
East Central.....	69	31
West Central.....	70	30
South.....	72	28
West.....	71	29

**SEPTEMBER 5
 AIR FORCE**

Interviewing Date 8/15-20/42
 Survey #274-K Question #2a

Have you heard or read about the discussions over a separate air force, coequal with the army and navy?

Yes..... 44%
 No..... 56

Interviewing Date 8/15-20/42
 Survey #274-K Question #2b

Asked of those answering yes to the above question: Do you favor or oppose the idea of a separate air force?

Favor..... 57%
 Oppose..... 27
 No opinion..... 16

**SEPTEMBER 7
 THE DRAFT**

Interviewing Date 8/1-6/42
 Survey #273-K Question #1

If the Government had to choose between drafting 18 and 19 year old men, or married men with children, which should it choose?

18-19 year group..... 77%
 Married men with children..... 13
 Undecided..... 10

Interviewing Date 7/16-21/42
 Survey #272-K Question #1

If the Government had to choose between drafting 18 and 19 year old men, or married men without children, which should it choose?

18-19 year group..... 43%
 Married men without children..... 47
 Undecided..... 10

**SEPTEMBER 11
 COMPLUSORY UNION MEMBERSHIP
 IN DEFENSE FACTORIES**

Interviewing Date 8/27-9/1/42
 Survey #275-K Question #11b

At the present time, workers who take jobs in some war factories that have unions must join the union before they can start work.

Do you think that workers who start to work in a factory because the Government has told them to, should have to join the union, or should they be able to go to work without joining the union?

Should be made to join..... 17%
 Should not have to join..... 76
 No opinion..... 7

**SEPTEMBER 12
 THE MOVIES**

Special Survey

It has been suggested that the Government issue an order forbidding double feature movies for the duration of the war, in order to save film. Would you favor or oppose such an order?

Favor..... 71%
 Oppose..... 11
 Undecided..... 18

**SEPTEMBER 13
 NEW YORK POLITICS**

Special Survey

Asked in New York State: For whom do you plan to vote for Governor?

Thomas Dewey..... 54%
 John Bennett..... 36
 Dean Alfange..... 10

Seventeen per cent expressed no opinion.

**SEPTEMBER 15
 WAGE-PRICE CONTROLS**

Interviewing Date 8/1-6/42
 Survey #273-K Question #13c

To keep the cost of living from going higher do you favor keeping salaries and wages,

and the prices of farm products, from going higher?

Favor.....	71%
Oppose.....	11
Qualified.....	12
No opinion.....	6

By City

Baltimore

Favor.....	82%
Oppose.....	4
Qualified.....	7
No opinion.....	7

Chicago

Favor.....	85%
Oppose.....	4
Qualified.....	4
No opinion.....	7

St. Louis

Favor.....	87%
Oppose.....	9
Qualified.....	2
No opinion.....	2

Omaha

Favor.....	78%
Oppose.....	3
Qualified.....	6
No opinion.....	13

Los Angeles

Favor.....	73%
Oppose.....	4
Qualified.....	11
No opinion.....	12

Midwestern Farmers Only

Favor.....	71%
Oppose.....	7
Qualified.....	16
No opinion.....	6

**SEPTEMBER 19
PROHIBITION**

Interviewing Date 8/27-9/1/42
Survey #275-K

Question #1

If the question of national prohibition should come up again, would you vote for it or against it?

For.....	38%
Against.....	62

By Sex

		<i>For</i>	<i>Against</i>
Men.....	30%	70%	
Women.....	46	54	

Farmers Only

For.....	55%
Against.....	45

SEPTEMBER 21

PRESIDENT ROOSEVELT'S HANDLING OF GOVERNMENT OFFICIALS

Interviewing Date 9/5-10/42
Survey #276-K

Question #10

Some people say President Roosevelt has not been tough enough in dealing with heads of Government departments concerned with war effort. Do you agree or disagree?

Agree.....	52%
Disagree.....	31
Undecided.....	17

By Political Affiliation

Democrats

Agree.....	50%
Disagree.....	35
Undecided.....	15

Republicans

Agree.....	58%
Disagree.....	25
Undecided.....	17

**SEPTEMBER 23
NEEDED LEGISLATION**

Interviewing Date 9/5-10/42
Survey #276-K Question #9

If you were elected to Congress, what laws would you want to have passed?

The following are listed in order of frequency of mention:

- A law to establish ceilings over both prices and wages
- Legislation for greater control and regulation of labor unions
- A law to draft 18 and 19-year-old men into the armed forces
- A tax bill to bring in increased revenue for war.
- An anti-liquor law
- Repeal of the A.A.A
- Legislation to bring about Government economy in non-war spending
- Legislation to consolidate overlapping bureaus of government and increase efficiency
- Nationwide gas rationing
- Old-age pension legislation

**SEPTEMBER 25
WAGE-PRICE CONTROL**

Interviewing Date 9/17-22/42
Survey #277-K Question #5

To keep the cost of living from going higher, do you favor or oppose wage-price controls?

- Favor..... 71%
- Qualified approval..... 12
- Oppose..... 11
- No opinion..... 6

The group with qualified opinions consists of persons who favor price control but not wage control, and vice versa.

**SEPTEMBER 27
NEW YORK POLITICS**

Special Survey
Asked in New York State: For whom do you plan to vote for Governor?

- Thomas Dewey..... 53%
- John Bennett..... 37
- Dean Alfange..... 10

Fourteen per cent expressed no opinion.

Upstate Only

- Dewey..... 65%
- Bennett..... 33
- Alfange..... 2

New York City Only

- Dewey..... 42%
- Bennett..... 41
- Alfange..... 17

Roosevelt Supporters in 1940 Only

- Dewey..... 33%
- Bennett..... 52
- Alfange..... 15

Willkie Supporters in 1940 Only

- Dewey..... 77%
- Bennett..... 22
- Alfange..... 1

**OCTOBER 2
GASOLINE RATIONING**

Interviewing Date 9/17-22/42
Survey #277-K Question #3

Asked of car owners: Are you in favor of nationwide gasoline rationing to conserve tires?

- Yes..... 73%
- No..... 22
- No opinion..... 5

Rationed Areas Only

- Yes..... 89%
- No..... 8
- No opinion..... 3

Non-Rationed Areas Only

- Yes..... 66%
- No..... 28
- No opinion..... 6

**OCTOBER 3
NATIONAL SPEED LIMIT**

Interviewing Date 9/17-22/42
Survey #277-K Question #4

In order to save rubber, do you think there should be a law limiting driving speed to 35 miles per hour in every state?

Yes..... 87%
No..... 8
No opinion..... 5

Car Owners Only

Yes..... 89%
No..... 9
No opinion..... 2

**OCTOBER 6
COMMITTEE TO STUDY
MANPOWER NEEDS**

Interviewing Date 9/17-22/42
Survey #277-K Question #11

Would you approve or disapprove a committee such as the Baruch Committee investigating and reporting on the problem of drafting manpower for war industries?

Approve..... 74%
Disapprove..... 14
No opinion..... 12

**OCTOBER 9
CANADIAN WAR EFFORT**

Special Survey

Asked of Canadians: At present the Government's policy is to try to pay about three-quarters of the cost of the war out of its present income. Do you think this is a good policy or do you think more of this expense should be left to be paid after the war is over?

Approve pay-as-you-go..... 67%
Postpone more till after war..... 20
Undecided..... 13

**OCTOBER 10
SCRAP METAL CAMPAIGN**

Interviewing Date 10/1-6/42
Survey #278-K Question #1g

Do you think metal statues, old guns, railings, heavy chains, and other metal in parks and cemeteries in your community should be donated to the scrap metal drive?

Yes..... 82%
No..... 10
No opinion..... 8

**OCTOBER 16
NEW YORK POLITICS**

Special Survey

Asked in New York State: For whom do you plan to vote for Governor?

Thomas Dewey..... 50%
John Bennett..... 41
Dean Alfange..... 8
Others..... 1

Upstate Only

Dewey..... 64%
Bennett..... 34
Alfange..... 2
Others..... *

*Less than 1/2 of 1%.

New York City Only

Dewey..... 36%
Bennett..... 48
Alfange..... 15
Others..... 1

**New York City — By Borough
Manhattan**

Dewey..... 39%
Bennett..... 48
Alfange..... 13

Brooklyn

Dewey.....	33%
Bennett.....	49
Alfange.....	18

Bronx

Dewey.....	29%
Bennett.....	49
Alfange.....	22

Queens

Dewey.....	46%
Bennett.....	48
Alfange.....	6

Staten Island figures are not available.

Roosevelt Supporters in 1940 Only

Dewey.....	28%
Bennett.....	58
Alfange.....	14

Willkie Supporters in 1940 Only

Dewey.....	79%
Bennett.....	20
Alfange.....	1

Votes for minor party candidates (1%) have been eliminated in the above tables.

OCTOBER 17

WINSTON CHURCHILL

Special Survey

Asked in Great Britain: In general do you approve or disapprove of Mr. Churchill as Prime Minister?

Approve.....	82%
Disapprove.....	11
No opinion.....	7

Asked in Great Britain: Are you satisfied or dissatisfied with the Government's conduct of the war?

Satisfied.....	41%
Dissatisfied.....	37
No opinion.....	22

**OCTOBER 19
WAR PRIORITIES**

Interviewing Date 10/1-6/42

Survey #278-K

Question #7

If there is a shortage of raw materials for manufacture of war goods, which branch of the service do you think should have first claim on materials — the army, the navy, or the air force?

Army.....	9%
Navy.....	11
Air force.....	52
Don't know.....	28

OCTOBER 20

NEW YORK POLITICS

Special Survey

Asked in New York State: For whom do you plan to vote for Governor?

By Age

21-29 Years

Thomas Dewey.....	52%
John Bennett.....	36
Dean Alfange.....	12

30-49 Years

Dewey.....	50%
Bennett.....	42
Alfange.....	8

50 Years and Over

Dewey.....	52%
Bennett.....	41
Alfange.....	7

Israel Amter, Communist candidate, and other minor party candidates received about 1%. This figure has been eliminated in the above tables.

**OCTOBER 21
THE DRAFT**

Special Survey

*Asked of young men 17-19 years old:
Would you approve or disapprove of
drafting young men 18 and 19 years old
now?*

Approve.....	81%
Disapprove.....	15
No opinion.....	4

**OCTOBER 23
NEW YORK POLITICS**

Special Survey

*Asked in New York State: For whom do
you plan to vote for Governor?*

Thomas Dewey.....	50%
John Bennett.....	41
Dean Alfange.....	8
Others.....	1

Upstate Only

Dewey.....	65%
Bennett.....	33
Alfange.....	2
Others.....	*

*Less than 1/2 of 1%.

New York City Only

Dewey.....	36%
Bennett.....	48
Alfange.....	15
Others.....	1

**OCTOBER 28
WORK WEEK**

Interviewing Date 10/15-20/42
Survey #281

Question #8

*How many hours do you think workers in
war industries should work in a week before
time and one-half pay for overtime starts?*

40 hours.....	33%
41-47 hours.....	5
48 hours.....	29
49-59 hours.....	4
60 hours or more.....	4
No overtime pay at all.....	18
No opinion.....	7

**OCTOBER 30
NEW YORK POLITICS**

Special Survey

*Asked in New York State: For whom do
you plan to vote for Governor?*

Thomas Dewey.....	53%
John Bennett.....	38
Dean Alfange.....	8
Others.....	1

**NOVEMBER 2
NEW YORK POLITICS — FINAL POLL**

Special Survey

*Asked in New York State: For whom do
you plan to vote for Governor?*

Thomas Dewey.....	53%
John Bennett.....	39
Dean Alfange.....	8

Upstate Only

Dewey.....	65%
Bennett.....	33
Alfange.....	2

New York City Only

Dewey.....	39%
Bennett.....	45
Alfange.....	16

**NOVEMBER 6
RUBBER PROGRAM**

Interviewing Date 10/16-21/42
Survey #281-S

Question #2b

About how long do you think it will be be-

fore your tires are so worn out that you will not be able to drive your car?

	<i>Families with cars in operation</i>
Already worn out.....	400,000
6 months or less.....	4,800,000
7 months through 18 months....	8,800,000
2 years.....	3,600,000
More than 2 years.....	2,400,000

**NOVEMBER 7
THE DRAFT**

Interviewing Date 10/16-21/42
Survey #281-S Question #6

Would you approve or disapprove of drafting young men 18 and 19 years old for the armed forces now?

Approve.....	67%
Disapprove.....	26
No opinion.....	7

**By Sex
Men**

Approve.....	73%
Disapprove.....	21
No opinion.....	6

Women

Approve.....	60%
Disapprove.....	32
No opinion.....	8

**NOVEMBER 9
MANPOWER CONTROL PROGRAM**

Interviewing Date 10/15-20/42
Survey #281 Question #11a

Do you approve or disapprove of the Government's registering for war work all men and women not already registered or in war service?

Approve.....	76%
Disapprove.....	24

Interviewing Date 10/15-20/42
Survey #281 Question #11b

After finding out what each person can do, should the Government have the power to tell each citizen what to do as his part in the war effort and require him or her to do it?

Yes.....	53%
No.....	36
Undecided.....	11

**NOVEMBER 11
SCRAP METAL DRIVE**

Interviewing Date 10/29-11/3/42
Survey #282 Question #19b

Is there any scrap metal left around your home or other place that you could give to the war effort?

Yes.....	21%
No.....	73
Don't know.....	6

**NOVEMBER 13
VENEREAL DISEASE**

Interviewing Date 10/29-11/3/42
Survey #282 Question #18

In order to control the spread of venereal disease around army camps, which of these plans (on card) do you favor: A. Require all prostitutes to take a regular weekly medical examination, and quarantine those who are diseased; B. Conduct a police drive to get rid of all prostitutes?

Require weekly medical examination...	55%
Conduct police drives to drive out all prostitutes.....	45

	By Sex	
	Weekly Exam.	Drive Out
Men.....	61%	39%
Women.....	49	51

**NOVEMBER 14
WAR BONDS AND STAMPS**

Interviewing Date 10/29-11/3/42
Survey #282 Question #10a

Do you happen to have bought any war bonds or stamps?

Yes.....	78%
No.....	22

	By Income	
	Yes	No
Upper.....	90%	10%
Middle.....	90	10
Lower.....	68	32

	By Occupation	
	Yes	No
Professional.....	92%	8%
Businessmen.....	88	12
White collar.....	88	12
Skilled and semiskilled.....	78	22
Unskilled.....	65	35
Farmers.....	71	29

**NOVEMBER 16
INCOME TAX**

Interviewing Date 10/29-11/3/42
Survey #282 Question #10b

Do you know about how much your federal income tax will be next March on your earnings of this year?

Know how much.....	23%
Don't know how much.....	51
Don't think will have to pay any tax...	26

Interviewing Date 10/29-11/3/42
Survey #282 Question #10c

Have you started saving any money for the special purpose of paying your income tax?

Yes.....	25%
No.....	75

By Income

	Yes	No
Upper.....	47%	53%
Middle.....	36	64
Lower.....	15	85

**NOVEMBER 18
RUMI PLAN**

Special Survey

Are you familiar with the Ruml Plan, a proposal for paying taxes on current income rather than on the previous year's income?

Familiar.....	22%
Not familiar.....	78

Next March 15 the Government will collect an income tax on money that you earned throughout this year. Would you like to have that plan continue, or would you prefer to pay your taxes on the money as you earn it?

Satisfied with old plan.....	35%
Prefer to pay as earn.....	65

**NOVEMBER 20
VACATIONS**

Interviewing Date 10/1-6/42
Survey #278 Question #3a

Did you take a vacation last winter?

Yes.....	8%
No.....	92

Interviewing Date 10/1-6/42
Survey #278

Question #3b

Did you plan to take a vacation this winter?

Yes..... 4%
No..... 96

The Institute survey discloses that the average distance to be traveled by this year's vacationers will be only about two-thirds that of last winter.

**NOVEMBER 21
THE DRAFT**

Interviewing Date 10/29-11/3/42
Survey #282

Question #12a

Do you think the draft is being handled fairly in your community?

Yes..... 82%
No..... 18

**NOVEMBER 27
WORK WEEK**

Interviewing Date 10/15-20/42
Survey #281

Question #8a

Would you be willing to work at least 48 hours a week in your present job?

War Workers Only
Yes..... 79%
No..... 11
Qualified..... 5
No opinion..... 5

Non-War Workers Only
Yes..... 74%
No..... 17
Qualified..... 5
No opinion..... 4

Interviewing Date 10/15-20/42
Survey #281

Question #8b

How many hours do you think workers in war industries should work in a week before time and one-half pay for overtime starts?

War Workers Only
40 hours..... 53%
41-47 hours..... 4
48 hours..... 30
49-59 hours..... 3
60 hours or more..... 2
Should pay no overtime..... 7
No opinion..... 1

Non-War Workers Only
40 hours..... 29%
41-47 hours..... 4
48 hours..... 38
49-59 hours..... 3
60 hours or more..... 3
Should pay no overtime..... 17
No opinion..... 6

**NOVEMBER 28
WORK WEEK**

Interviewing Date 11/12-17/42
Survey #283-K

Question #4

Would you favor or oppose a law requiring workers connected with war industries to work at least 48 hours a week?

Yes..... 78%
No..... 12
No opinion..... 10

**NOVEMBER 29
REPUBLICAN PRESIDENTIAL
CANDIDATES**

Special Survey

Do you have a favorable or unfavorable opinion of the following Republican presidential possibilities for 1944?

	Favor- able	Unfavor- able	No Opinion
Willkie.....	49%	38%	13%
Dewey.....	53	21	26
Stassen.....	15	11	74
Bricker.....	12	11	77
Taft.....	26	29	45

DECEMBER 2 PROHIBITION

Interviewing Date 11/12-17/42
Survey #283-K Question #1

If the question of national prohibition should come up again, would you vote wet or dry?

Wet.....	64%
Dry.....	36

Eight per cent expressed no opinion.

By Sex

	Dry	Wet
Men.....	29%	71%
Women.....	43	57

By Age

21-29 Years.....	29%	71%
30-49 Years.....	32	68
50 Years and over.....	46	54

By Region

New England and Middle Atlantic.....	24%	76%
East Central.....	35	65
West Central.....	42	58
South.....	59	41
Mountain and West.....	37	63

By Community Size

Farms.....	49%	51%
Under 10,000.....	48	52
10,000-100,000.....	32	68
100,000 and over.....	22	78

DECEMBER 4 GERMAN PEOPLE

Interviewing Date 11/19-24/42
Survey #284-K Question #2

In the war with Germany do you feel that our chief enemy is the German people as a whole, or the German Government?

German people.....	6%
German Government.....	74
Both.....	18
No opinion.....	2

DECEMBER 5 WAR EFFORT

Interviewing Date 11/12-17/42
Survey #283-K Question #6a

Is there anything that you dislike about the way the present Administration is conducting the war effort?

Yes.....	31%
No.....	58
Undecided.....	21

Interviewing Date 11/12-17/42
Survey #283-K Question #6b

Asked of those who responded in the affirmative: What?

The following are listed in order of frequency of mention:

- Too much talking, too little action
- Too much politics
- Coddling of labor
- Extravagance
- Handling of manpower
- Handling of war news

DECEMBER 9 ELEANOR ROOSEVELT

Interviewing Date 11/19-24/42
Survey #284-K Question #13a, b

Is there anything about Mrs. Roosevelt of which you especially disapprove? Is there

anything about Mrs. Roosevelt of which you especially approve?

The criticism most frequently given was that "she is too much in the public eye . . . she ought to stay at home, where a wife belongs." With about equal frequency came approval of the fact that "she has a personality of her own and doesn't allow herself just to sit at home and do nothing."

An appreciable percentage of those who specifically approved something about her liked her "great interest in current affairs and the fact that she is able to take a stand on almost any current problem."

In contrast was more frequent criticism of the fact that "she is always getting her nose into the Government's business."

About as large a group as the preceding were those who said, "She talks too much." About half as great a percentage commended her "ability and courage to speak out on what she believes, in spite of criticism."

A large percentage of those approving Mrs. Roosevelt on some specific count, commended her "social consciousness . . . her efforts on behalf of mankind . . . on behalf of the poor." Criticism by a group smaller than the above centered on the fact that she "interferes in things that are none of her affair," that she "is stirring up racial prejudice."

About three in every hundred questioned approved of "everything" about the President's wife, and another three in one hundred disapproved of "everything" about her.

Those interested enough to comment on her recent trip to England were about equally divided in approving and disapproving.

Among other things mentioned less frequently were approval of her "sociability, her friendliness, her genuine interest in people, her courage."

Other targets for those who disapproved were her newspaper column and the criticism that she has "commercialized her position as the President's wife."

DECEMBER 11 BEVERIDGE PLAN

Special Survey

Asked in Great Britain: Are you in favor of the Beveridge Plan which would require weekly payments by employers and employees to provide social security benefits in case of sickness or unemployment?

Yes..... 70%
No..... 16
No opinion..... 14

DECEMBER 12 BIBLE READING

Interviewing Date 11/21-26/42
Survey #284-T

Question #15a

Do you read the Bible every day?

Yes..... 10%
No..... 90

Five in every one hundred persons say they are reading the Bible more often today than they did before the war.

A small percentage say they are not reading the Bible as much as they did before the war because of the pressure of extra work since Pearl Harbor.

Many of those who are not reading the Bible any more frequently than heretofore point out that they are reading it more seriously now, either because they have come to depend upon their religion more than before the war or because they hope to get a better understanding of the war and the future of the world from their reading.

More than twice as many women than men read the Bible daily. More men than women have not looked into the Bible within the past year.

Farmers and residents of small communities are more given to daily reading of the Bible than those who live in large cities.

More than three times as many persons 50 years of age or over read the Bible daily than do men and women between the ages of 21 and 29. More than half the younger people have not looked at the Bible within the past year, while this is true of only 29% of those 50 or over.

Which of the books or parts of the Bible do you find the most interesting?

Ten per cent replied "all of it," while among those who had special preferences more persons mentioned the New Testament than the Old Testament.

In the New Testament, one or more of the Gospels came as first choice among those questioned, and *Revelations* came second. Also frequently mentioned were *Paul's Letters*, *Life of Christ*, and *Luke*.

The *Psalms* were first choice of those who mentioned the Old Testament. Next came *Genesis*, then the *Ten Commandments*. Other books and parts of the Old Testament mentioned most frequently were the *Proverbs*, *Ruth*, *Job*, and the *Prophets*.

**DECEMBER 13
DEMOCRATIC PRESIDENTIAL
CANDIDATES**

Interviewing Date 11/19-24/42 Question #11a
Survey #284-K

Asked of Democrats: What is your opinion of the following men as Democratic presidential candidates for 1944:

Franklin Roosevelt?

Favorable 73%
Unfavorable 22
No opinion 5

Henry Wallace?

Favorable 50%
Unfavorable 22
Not familiar 14
No opinion 14

Paul McNutt?

Favorable 26%
Unfavorable 31
Not familiar 25
No opinion 18

James Byrnes?

Favorable 13%
Unfavorable 14
Not familiar 57
No opinion 16

William Douglas?

Favorable 14%
Unfavorable 11
Not familiar 57
No opinion 18

Interviewing Date 11/19-24/42 Question #11b
Survey #284-K

Asked of Republicans: What is your opinion of the following men as Democratic presidential candidates for 1944?

Franklin Roosevelt?

Favorable 21%
Unfavorable 74
No opinion 5

Henry Wallace?

Favorable 20%
Unfavorable 57
Not familiar 11
No opinion 12

Paul McNutt?

Favorable 16%
Unfavorable 52
Not familiar 17
No opinion 15

James Byrnes?

Favorable 11%
Unfavorable 23
Not familiar 51
No opinion 15

William Douglas?

Favorable.....	9%
Unfavorable.....	23
Not familiar.....	52
No opinion.....	16

**DECEMBER 16
WAR AIMS**

Interviewing Date 12/4-9/42
Survey #285-K

Question #4

Do you feel that you have a clear idea of what the war is all about — that is, what we are fighting for?

Yes.....	68%
No.....	32

By Income

	Yes	No
Upper.....	80%	20%
Middle.....	69	31
Lower.....	65	35

Among those who say they do have a clear idea of why we are fighting, there is some evidence of a failure to understand the underlying issues.

Many of these people, when asked to state what they thought the war was about, indulged in catch phrases such as "We're fighting for freedom and liberty," or "We're fighting to lick the Nazis," or "We're fighting to keep Democracy."

Only a negligible number of those questioned mentioned the Atlantic Charter or the "Four Freedoms" as our purpose in the war. And even fewer of those who brought up the Four Freedoms could name them.

**DECEMBER 18
RUMI PLAN**

Interviewing Date 12/4-9/42
Survey #285-K

Question #5a

Next March 15 the Government will collect an income tax on money that you earned

throughout this year. Would you like to have that plan continue, or would you prefer to pay your taxes on money as you earn it?

Satisfied with present plan.....	29%
Prefer to pay as earn.....	71

Seven per cent expressed no opinion.

Interviewing Date 12/4-9/42
Survey #285-K

Question #6a

Asked of taxpayers: Have you heard of the Ruml pay-as-you-go plan for income taxes?

Yes.....	44%
No.....	56

Interviewing Date 12/4-9/42
Survey #285-K

Question #6b

Asked of those who responded in the affirmative: Do you favor or oppose the Ruml Plan?

Favor.....	76%
Oppose.....	24

Twenty-three per cent expressed no opinion.

**DECEMBER 21
GASOLINE RATIONING**

Interviewing Date 12/4-9/42
Survey #285-K

Question #1a

Do you think that gasoline rationing in your area is necessary?

Yes.....	62%
No.....	31
No opinion.....	7

By Region

New England and Middle Atlantic

Yes.....	74%
No.....	18
No opinion.....	8

More than three times as many persons 50 years of age or over read the Bible daily than do men and women between the ages of 21 and 29. More than half the younger people have not looked at the Bible within the past year, while this is true of only 29% of those 50 or over.

Which of the books or parts of the Bible do you find the most interesting?

Ten per cent replied "all of it," while among those who had special preferences more persons mentioned the New Testament than the Old Testament.

In the New Testament, one or more of the Gospels came as first choice among those questioned, and *Revelations* came second. Also frequently mentioned were *Paul's Letters*, *Life of Christ*, and *Luke*.

The *Psalms* were first choice of those who mentioned the Old Testament. Next came *Genesis*, then the *Ten Commandments*. Other books and parts of the Old Testament mentioned most frequently were the *Proverbs*, *Ruth*, *Job*, and the *Prophets*.

**DECEMBER 13
DEMOCRATIC PRESIDENTIAL
CANDIDATES**

Interviewing Date 11/19-24/42
Survey #284-K Question #11a

Asked of Democrats: What is your opinion of the following men as Democratic presidential candidates for 1944:

Franklin Roosevelt?

Favorable.....	73%
Unfavorable.....	22
No opinion.....	5

Henry Wallace?

Favorable.....	50%
Unfavorable.....	22
Not familiar.....	14
No opinion.....	14

Paul McNutt?

Favorable.....	26%
Unfavorable.....	31
Not familiar.....	25
No opinion.....	18

James Byrnes?

Favorable.....	13%
Unfavorable.....	14
Not familiar.....	57
No opinion.....	16

William Douglas?

Favorable.....	14%
Unfavorable.....	11
Not familiar.....	57
No opinion.....	18

Interviewing Date 11/19-24/42
Survey #284-K Question #11b

Asked of Republicans: What is your opinion of the following men as Democratic presidential candidates for 1944?

Franklin Roosevelt?

Favorable.....	21%
Unfavorable.....	74
No opinion.....	5

Henry Wallace?

Favorable.....	20%
Unfavorable.....	57
Not familiar.....	11
No opinion.....	12

Paul McNutt?

Favorable.....	16%
Unfavorable.....	52
Not familiar.....	17
No opinion.....	15

James Byrnes?

Favorable.....	11%
Unfavorable.....	23
Not familiar.....	51
No opinion.....	15

William Douglas?

Favorable.....	9%
Unfavorable.....	23
Not familiar.....	52
No opinion.....	16

**DECEMBER 16
WAR AIMS**

Interviewing Date 12/4-9/42
Survey #285-K Question #4

Do you feel that you have a clear idea of what the war is all about — that is, what we are fighting for?

Yes.....	68%
No.....	32

By Income

	Yes	No
Upper.....	80%	20%
Middle.....	69	31
Lower.....	65	35

Among those who say they do have a clear idea of why we are fighting, there is some evidence of a failure to understand the underlying issues.

Many of these people, when asked to state what they thought the war was about, indulged in catch phrases such as "We're fighting for freedom and liberty," or "We're fighting to lick the Nazis," or "We're fighting to keep Democracy."

Only a negligible number of those questioned mentioned the Atlantic Charter or the "Four Freedoms" as our purpose in the war. And even fewer of those who brought up the Four Freedoms could name them.

**DECEMBER 18
RUMML PLAN**

Interviewing Date 12/4-9/42
Survey #285-K Question #5a

Next March 15 the Government will collect an income tax on money that you earned

throughout this year. Would you like to have that plan continue, or would you prefer to pay your taxes on money as you earn it?

Satisfied with present plan.....	29%
Prefer to pay as earn.....	71

Seven per cent expressed no opinion.

Interviewing Date 12/4-9/42
Survey #285-K Question #6a

Asked of taxpayers: Have you heard of the Ruml pay-as-you-go plan for income taxes?

Yes.....	44%
No.....	56

Interviewing Date 12/4-9/42
Survey #285-K Question #6b

Asked of those who responded in the affirmative: Do you favor or oppose the Ruml Plan?

Favor.....	76%
Oppose.....	24

Twenty-three per cent expressed no opinion.

**DECEMBER 21
GASOLINE RATIONING**

Interviewing Date 12/4-9/42
Survey #285-K Question #1a

Do you think that gasoline rationing in your area is necessary?

Yes.....	62%
No.....	31
No opinion.....	7

By Region

New England and Middle Atlantic

Yes.....	74%
No.....	18
No opinion.....	8

East Central

Yes..... 55%
 No..... 41
 No opinion..... 4

West Central

Yes..... 51%
 No..... 40
 No opinion..... 9

South

Yes..... 59%
 No..... 34
 No opinion..... 7

West

Yes..... 60%
 No..... 37
 No opinion..... 3

**States Placed Under Gasoline Rationing
 This Month**

Yes..... 50%
 No..... 47
 No opinion..... 3

States Previously Under Gasoline Rationing

Yes..... 76%
 No..... 19
 No opinion..... 5

Automobile Owners Only

Yes..... 60%
 No..... 36
 No opinion..... 4

**DECEMBER 23
 UNION FINANCES**

Interviewing Date 12/4-9/42
 Survey #285-K Question #8

Do you think all labor unions should be required to register with the Federal Government and report the amount of money they take in and spend each year?

Yes..... 81%
 No..... 6
 Undecided..... 13

**By Occupation
 Business and Professional**

Yes..... 90%
 No..... 3
 Undecided..... 7

White Collar

Yes..... 83%
 No..... 4
 Undecided..... 13

Manual Workers

Yes..... 77%
 No..... 8
 Undecided..... 15

Farmers

Yes..... 81%
 No..... 5
 Undecided..... 14

**DECEMBER 24
 NEWSBOYS**

Interviewing Date 10/29-11/3/42
 Survey #282 Question #7a

If you had a son who wanted to deliver newspapers, would you permit him to do so?

Yes..... 90%
 No..... 7
 Undecided..... 3

Interviewing Date 10/29-11/3/42
 Survey #282 Question #7b

*Asked of those answering in the affirmative:
 If he had to get up at 6 o'clock in the morning to deliver his newspapers, would you permit him to do so?*

Yes..... 79%
 No..... 14
 Undecided..... 7

Interviewing Date 11/19-24/42
Survey #284-K

Question #14

If you had a boy 14 years old, who wanted to deliver papers, would you permit him to do so, or do you think this is too young?

Would permit at 14..... 90%
Would not permit..... 7
Undecided..... 3

**DECEMBER 26
UNIVERSAL MILITARY TRAINING**

Interviewing Date 12/4-9/42
Survey #285-K

Question #3

After this war is over, do you think every young man should be required to serve one year in the army or navy?

Yes..... 66%
No..... 27
Undecided..... 7

**DECEMBER 28
POSTWAR WORLD ORGANIZATION**

Interviewing Date 12/4-9/42
Survey #285-K

Question #2

Should the Government take steps now, before the end of the war, to set up with our

allies a world organization to maintain the future peace of the world?

Yes..... 64%
No..... 24
No opinion..... 12

**DECEMBER 30
WEST COAST JAPANESE**


Special Survey

Asked of West Coast residents: Would you be willing to hire Japanese servants to work in your home after the war is over?

Yes..... 26%
No..... 69
Undecided..... 5

Asked of West Coast residents: Would you be willing to trade at Japanese-owned stores after the war is over?

Yes..... 38%
No..... 58
Undecided..... 4



1943

JANUARY 2 ITALY

Interviewing Date 12/4-9/42
Survey #285-K Question #15a

Would you approve or disapprove of our offering Italy generous peace terms if she will stop fighting now?

Approve..... 52%
Disapprove..... 48

Sixteen per cent had no opinion on this issue.

JANUARY 3 WORLD WAR II

Interviewing Date 12/17-22/42
Survey #286-K Question #4

In looking back over the first year of the war, what do you wish the Government had done differently?

Forty per cent of those interviewed were either satisfied or had no opinion. The remaining 60% offered the following criticisms, listed in order of frequency of mention:

- Should have shown more foresight and acted sooner on rationing of scarce goods.
- Should have tightened up Government efficiency, cut red tape in administering war programs.
- Should have dealt more firmly with labor unions and strikes.

Should have given public more information about war problems — less “sugar coating” of bad news.

JANUARY 6 LABOR CONTROLS

Interviewing Date 12/17-22/42
Survey #286-K Question #5b

Do you favor or oppose giving the Government the right to tell workers where to work and at what jobs?

Favor..... 56%
Oppose..... 35
Undecided..... 9

JANUARY 8 IRISH FREE STATE

Interviewing Date 12/17-22/42
Survey #286-K Question #12a

Do you happen to know whether or not the Irish Free State (Eire) has gone to war against Germany?

Yes, it has..... 3%
No, it has not..... 50
Don't know..... 47

JANUARY 9 WAGES AND SALARIES

Interviewing Date 12/17-22/42
Survey #286-T Question #18a

Do you think there should be any limit on the amount of income (including wages and salary) that each person should be allowed to keep per year in war time after paying all taxes?

Yes..... 47%
No..... 38
No opinion..... 15

Of the 47% who favor limitation, the largest number said \$25,000 should be the top sum.

**JANUARY 10
RATIONING**

Interviewing Date 12/17-22/42
Survey #286-K Question #1a

Do you think the rationing of various products is being handled fairly?

Yes..... 64%
No..... 29
No opinion..... 7

Interviewing Date 12/17-22/42
Survey #286-K Question #2

If there is a shortage of a given product would you rather see the Government ration it, or would you prefer to take the chance of being able to obtain it yourself?

Government should ration..... 89%
Prefer to take chance on getting the product..... 9
No opinion..... 2

Interviewing Date 12/17-22/42
Survey #286-K Question #3

Within the next six months do you think clothing will be rationed?

Yes..... 42%
No..... 33
No opinion..... 25

Will shoes be rationed?

Yes..... 48%
No..... 26
No opinion..... 26

Will dairy products be rationed?

Yes..... 84%
No..... 7
No opinion..... 9

Will meat be rationed?

Yes..... 93%
No..... 2
No opinion..... 5

**JANUARY 13
LENGTH OF WAR**

Special Survey

Britons were asked: How much longer do you think the war will last?

Six months..... 14%
1 year..... 35
1½ years..... 21
2 years..... 19
3 years..... 5
More than 3 years..... 3
Undecided..... 3

Britons were asked: Winston Churchill says that when Germany is beaten Britain will continue fighting until Japan is defeated. Do you approve or disapprove of this course?

Approve..... 88%
Disapprove..... 6
Undecided..... 6

**JANUARY 15
VOTING AGE**

Interviewing Date 10/29-11/3/42
Survey #282 Question #15

At the present time American citizens cannot vote until they become 21 years of age. Would you favor changing the law to allow men and women 18, 19, and 20 years old to vote?

Yes..... 39%
No..... 52
Undecided..... 9

By Age

21-29 Years

Yes..... 41%
No..... 53
Undecided..... 6

30-49 Years

Yes.....	38%
No.....	52
Undecided.....	10

50 Years and Over

Yes.....	37%
No.....	52
Undecided.....	11

**JANUARY 16
WINSTON CHURCHILL**

Special Survey

Britons were asked: In general do you approve or disapprove of Mr. Churchill as Prime Minister?

Approve.....	93%
Disapprove.....	5
Undecided.....	2

Britons were asked: If anything should happen to Mr. Churchill, whom would you like to see succeed him as Prime Minister?

Eden.....	39%
Cripps.....	24
Bevin.....	4
Attlee.....	3
Beaverbrook.....	2
Morrison.....	2
Miscellaneous, undecided.....	26

Britons were asked: Are you satisfied or dissatisfied with the government's conduct of the war?

Satisfied.....	75%
Dissatisfied.....	17
Undecided.....	8

**JANUARY 20
STRIKES**

Interviewing Date 12/17-22/42
Survey #286-K Question #14

Should Congress pass a law forbidding strikes in war industries, or should the workers in war industries continue to have the right to go on strike?

Forbid strikes.....	81%
Continue right to strike.....	13
Undecided.....	6

By Occupation

Farmers

Forbid strikes.....	89%
Continue right to strike.....	6
Undecided.....	5

Businessmen

Forbid strikes.....	85%
Continue right to strike.....	11
Undecided.....	4

White Collar

Forbid strikes.....	85%
Continue right to strike.....	12
Undecided.....	3

Professional

Forbid strikes.....	78%
Continue right to strike.....	16
Undecided.....	6

Skilled and Unskilled Workers

Forbid strikes.....	75%
Continue right to strike.....	17
Undecided.....	8

**JANUARY 22
OVERTIME IN WAR PLANTS**

Interviewing Date 11/12-17/42
Survey #283-K Question #5

How long do you think people in war factories should work before time and a half pay for overtime begins?

40 hours.....	29%
41-47 hours.....	4
48 hours.....	30
49-59 hours.....	5
60 hours or more.....	5
No overtime pay at all.....	23
Undecided.....	4

JANUARY 23
"VICTORY GARDENS"

Interviewing Date 1/9-14/43
Survey #287-K Question #3a

Do you plan to have a "victory garden" this spring?

Yes.....	54%
No.....	44
Undecided.....	2

Interviewing Date 1/9-14/43
Survey #287-K Question #3b

Did you have a "victory garden" last spring?

Yes.....	48%
No.....	52

JANUARY 25
RUML PLAN

Interviewing Date 12/4-9/42
Survey #285-K Question #6a

Have you heard of the Ruml pay-as-you-go income tax plan?

Yes.....	81%
No.....	19

Interviewing Date 12/4-9/42
Survey #285-K Question #6b

Those who responded in the affirmative were asked: Do you favor or oppose the Ruml Plan?

Favor.....	90%
Oppose.....	10

Seventeen per cent of those who heard of the Ruml Plan did not express an opinion about it.

JANUARY 27
LEND-LEASE

Interviewing Date 1/9-14/43
Survey #287-K Question #7a

Do you know what the lend-lease program is?

Yes.....	77%
No.....	23

Interviewing Date 1/9-14/43
Survey #287-K Question #7b

Those who responded in the affirmative were asked: Do you favor or oppose the lend-lease program?

Favor.....	82%
Oppose.....	9
No opinion.....	9

Interviewing Date 1/9-14/43
Survey #287-K Question #8a

Those who responded in the affirmative also were asked: Do you think the nations now getting lend-lease materials from us will repay us for these materials either in money or in goods, or will not repay us at all?

Will repay.....	29%
Will not.....	58
No opinion.....	13

JANUARY 29
CABINET MEMBERS

Special Survey
Which of these cabinet members has done the best job with his department during the past year? (on card)

Hull.....	36%
Knox.....	18
Morgenthau.....	13
Wickard.....	10
Stimson.....	8
Ickes.....	6
Walker.....	4
Biddle.....	4
Perkins.....	4
Jones.....	4
No opinion.....	13
	<hr/>
	120%

(Note: table adds to more than 100% as multiple answers were frequent.)

Do you approve or disapprove of having some Republicans in the President's cabinet?

Approve.....	77%
Disapprove.....	4
No opinion.....	19

**JANUARY 31
WAR EMPLOYMENT**

Interviewing Date 12/17-22/42
Survey #286-K Question #8

Men were asked: Would you be willing to take a job in a war plant at your present rate of pay?

Yes.....	49%
No.....	40
Qualified answers.....	6
Don't know.....	5

Interviewing Date 12/17-22/42
Survey #286-K Question #10a

Women were asked: Would you be willing to take a full-time job running a machine in a war plant?

Yes.....	40%
No.....	40
Qualified answers.....	17
Don't know.....	3

Interviewing Date 12/17-22/42
Survey #286-K Question #9

Married men were asked: Would you be willing to have your wife take a full-time job running a machine in a war plant?

Yes.....	30%
Qualified yes.....	11
No.....	50
Don't know.....	9

**FEBRUARY 3
RUSSIA**

Interviewing Date 1/9-14/43
Survey #287-K Question #9a

Do you think Russia can be trusted to cooperate with us when the war is over?

Yes.....	46%
No.....	29
No opinion.....	25

**FEBRUARY 6
GERMANY**

Interviewing Date 1/29-2/3/43
Survey #288-K Question #10

If Hitler offered peace now to all countries on the basis of not going farther, but of leaving matters as they are now, would you favor or oppose such a peace?

Favor.....	4%
Oppose.....	92
No opinion.....	4

**FEBRUARY 7
PEARL HARBOR INVESTIGATION**

Special Survey
Do you think the Navy Department was right in holding up the full report of our naval losses at Pearl Harbor for one year?

Yes..... 73%
 No..... 19
 Undecided..... 8

**FEBRUARY 8
 DIET**

Interviewing Date 1/9-14/43
 Survey #287-K

Question #4

We want to find out what you eat in the course of a day. Can you tell me what you, yourself, eat for breakfast, lunch, and dinner?

Fruits and raw greens..... 55%
 Eggs..... 62
 Milk and/or cheese..... 66
 Green or yellow vegetables..... 75
 Meat or fish or poultry..... 88
 Fruit..... 92
 Cereals or bread..... 97

**FEBRUARY 10
 MOST IMPORTANT BRITISH
 PROBLEM**

Special Survey

Britons were asked: What do you think is the most important problem the British Government must solve during the next few months?

Shipping losses..... 30%
 Invasion of Continent..... 15
 Speedy victory..... 6
 Organization of manpower..... 6
 Maintaining food supplies..... 6
 Production..... 5
 North Africa..... 5
 Post war reconstruction..... 4
 Miscellaneous..... 13
 Undecided..... 10

**FEBRUARY 12
 CROP PRODUCTION**

Special Survey

Farmers were asked: Do you expect to increase production on any of your crops or products this year?

Yes..... 64%
 No..... 29
 Undecided..... 7

**FEBRUARY 13
 FARM PRICE CEILINGS**

Special Survey

Farmers were asked: Would you rather have the Government keep price ceilings on agricultural products, or leave them uncontrolled?

Favor price ceilings..... 56%
 Leave prices uncontrolled..... 28
 Qualified answers..... 8
 Undecided..... 8

Considering costs of production, do you think you get a fair price for all your chief crops or products?

Fair..... 59%
 Unfair..... 41

By Region

	Fair	Un- fair
New England and Middle Atlantic.....	47%	53%
East Central.....	62	38
West Central.....	75	25
South.....	55	45
West.....	56	44

**FEBRUARY 15
FARM PROBLEMS**

Special Survey

Farmers were asked: What is the biggest problem facing farmers in this area today?

Shortage of labor.....	77%
Shortage of machinery and parts.....	19
Lack of money.....	8
Other.....	5
	<u>109%</u>

(Note: table adds to more than 100% as some farmers gave more than one response.)

Those farmers who cited shortage of labor were asked: What do you think should be done to meet the farm labor shortage?

Defer farm hands from draft, leave experienced men on farms, stop drafting farm labor.....	39%
Obtain outside labor, especially from towns.....	10
Release soldiers who have been farmers, especially during busy season.....	8
Raise prices so farm labor can be paid more; make farm pay and industrial pay more equal.....	8
Freeze farm jobs so farm hands cannot go to war factories.....	7
Other.....	15
	<u>87%</u>

(Note: table adds to more than 77% as some farmers gave more than one response.)

Farmers also were asked: It has been suggested that in order to meet the farm labor shortage problem, many women will have to take jobs on farms this summer. Would this help you?

Yes.....	41%
No.....	54
Undecided.....	5

Farmers also were asked: It has been suggested that high school students be given jobs on farms this summer. Would this help you?

Yes.....	56%
No.....	38
Undecided.....	6

**FEBRUARY 17
FARM MACHINERY**

Special Survey

Farmers were asked: As one way to keep production up, it has been suggested that farmers with tractors, harvesters, and other machinery loan out this machinery to neighboring farms if convenient. Would you favor or oppose such a program?

Favor.....	45%
Oppose.....	48
Undecided.....	7

**FEBRUARY 19
VIEWS OF FARMERS**

Special Survey

Farmers were asked: Which of these groups do you think has received the best treatment from our Government — farmers, labor, or business?

Farmers.....	10%
Labor.....	72
Business.....	7
No opinion.....	11

Farmers also were asked: Do you think there should be more Government control of labor unions, or less control?

More.....	76%
Less.....	4
Same.....	2
No opinion.....	18

Farmers also were asked: How long should people working in war plants be required to work before time and a half pay for overtime begins?

Median average..... 60 hours

**FEBRUARY 24
NATION'S CHIEF ENEMY**

Interviewing Date 2/5-10/43
Survey #289-K Question #1

In this war, which do you think is our chief enemy — Japan or Germany?

Japan..... 53%
Germany..... 34
No opinion..... 13

By Region

New England and Middle Atlantic

Japan..... 51%
Germany..... 34
No opinion..... 15

East Central

Japan..... 56%
Germany..... 31
No opinion..... 13

West Central

Japan..... 53%
Germany..... 35
No opinion..... 12

South

Japan..... 47%
Germany..... 39
No opinion..... 14

Mountain

Japan..... 55%
Germany..... 34
No opinion..... 11

Pacific

Japan..... 65%
Germany..... 27
No opinion..... 8

**FEBRUARY 26
LENGTH OF WAR**

Interviewing Date 2/5-10/43
Survey #289-K Question #2a

How much longer do you think the war with Germany will last?

Less than 6 months..... 5%
6 to 11 months..... 28
1 year..... 33
1 to 2 years..... 9
2 years..... 14
2 to 3 years..... 1
3 years..... 3
3 to 5 years..... 1
5 years or more..... 1
No opinion..... 5

Interviewing Date 2/5-10/43
Survey #289-K Question #2b

How much longer do you think the war with Japan will last?

Less than 6 months..... 1%
6 to 11 months..... 7
1 year..... 16
1 to 2 years..... 16
2 years..... 26
2 to 3 years..... 5
3 years..... 10
3 to 5 years..... 5
5 years or more..... 5
No opinion..... 9

**FEBRUARY 27
NATIONAL LOTTERIES**

Interviewing Date 2/5-10/43
Survey #289-T Question #3b

Would you favor lotteries run by the Federal Government to help pay the cost of the war?

Favor..... 49%
 Oppose..... 42
 No opinion..... 9

Men are more in favor of lotteries than women — 54% of the men favor the idea while 43% of the women support it. Those in lower income brackets are more in favor than those in the middle and upper income brackets.

**MARCH 1
 FRANKLIN ROOSEVELT**

Interviewing Date 1/29-2/3/43
 Survey #288-K Question #8a

If the war is over and President Roosevelt runs for a fourth term next year, do you think you will vote for him or against him?

For..... 39%
 Against..... 50
 Undecided..... 11

Interviewing Date 1/28-2/3/43
 Survey #288-T Question #8a

If the war is still going on and President Roosevelt runs for a fourth term next year, do you think you will vote for him or against him?

For..... 51%
 Against..... 37
 Undecided..... 12

Interviewing Date 1/28-2/3/43
 Survey #288-K Question #8b

Those who had a definite opinion were asked: Do you think President Roosevelt will run for a fourth term next year?

Yes..... 60%
 No..... 40

**MARCH 3
 INCOME TAX**

Interviewing Date 2/5-10/43
 Survey #289-K Question #5b

Employed persons who will have to pay an income tax on March 15 were asked: Would you like to pay your federal income tax by having your employer deduct a regular amount from your wage or salary each time you are paid?

Yes..... 76%
 No..... 19
 No opinion..... 5

**MARCH 5
 FOOD RATIONING**

Interviewing Date 2/25-3/1/43
 Survey #290-K Question #1a

Do you think food rationing is necessary?

Yes..... 85%
 No..... 15

Interviewing Date 2/25-3/1/43
 Survey #290-K Question #1b

Do you understand how the food point rationing system works?

By Sex

	Men	Women
Yes.....	53%	76%
No.....	47	24

**MARCH 6
 HOME HEATING AND FUEL OIL
 RATIONING**

Interviewing Date 2/5-10/43
 Survey #289-K Question #11b

Those who use oil to heat their homes were asked: At what temperature do you keep your home during the day?

Under 65 degrees.....	11%
At 65 degrees.....	33
At 68 degrees.....	19
At 70 degrees.....	23
Above 70 degrees.....	14

Whereas 65 degrees is the recommended temperature in order to conserve fuel oil, 56% of all oil furnace owners keep homes heated above 65 degrees.

Interviewing Date 2/5-10/43
Survey #289-K

Question #11g

Oil furnace owners also were asked: Do you think the rationing of fuel oil has been handled fairly in your area?

Yes.....	68%
No.....	23
No opinion.....	9

Among the 23% not satisfied, the chief complaint is not so much against the amount of fuel allowed as against alleged inefficiency among ration boards and inequality or favoritism in the apportionment of oil.

MARCH 8 REPUBLICAN PRESIDENTIAL CANDIDATES

Interviewing Date 2/5-10/43
Survey #289-K

Question #8

Asked of Republicans: Can you tell me your opinion of the following possible candidates for the Republican presidential nomination in 1944?

Thomas Dewey?

Favorable.....	69%
Unfavorable.....	13
Unfamiliar, no opinion.....	18

Wendell Willkie?

Favorable.....	49%
Unfavorable.....	43
Unfamiliar, no opinion.....	8

Harold Stassen?

Favorable.....	31%
Unfavorable.....	10
Unfamiliar, no opinion.....	59

John Bricker?

Favorable.....	25%
Unfavorable.....	10
Unfamiliar, no opinion.....	65

Leverett Saltonstall?

Favorable.....	15%
Unfavorable.....	9
Unfamiliar, no opinion.....	76

MARCH 8 WORKING WOMEN

Special Survey

Asked of women workers in war plants: After the war do you plan to go on working?

Yes.....	56%
No.....	31
No opinion.....	13

Single Women Only

Yes.....	75%
No.....	14
No opinion.....	11

Married Women Only

Yes.....	35%
No.....	49
No opinion.....	16

MARCH 9 WAR PLANT WORKERS

Special Survey

Asked of war plant workers: For about how long could you get by if you had no work at all after the war?

3 months or less.....	32%
4-6 months.....	16
7 months-1 year.....	16
1 year-2 years.....	4
Over 2 years.....	8
Don't know.....	24

Asked of war plant workers who had to re-locate: Do you find living here more enjoyable or less enjoyable than in the place where you formerly lived?

	<i>Length of Time in New Location</i>	
	<i>2 yrs. or more</i>	<i>Less than 2 yrs.</i>
More enjoyable.....	55%	36%
Less.....	13	42
About same.....	19	19
Undecided.....	13	3

Asked of war plant workers who had to re-locate: Do you plan to stay in this area after the war?

	<i>Yes</i>
Detroit area.....	48%
Cleveland-Buffalo and Ohio area.....	35
Philadelphia-Baltimore area.....	37
New England.....	32
California.....	49

MARCH 10 INCOME TAX

Interviewing Date 2/25-3/1/43
Survey #290-K Question #10

Single persons making more than \$500 a year were asked: Do you happen to know how much money a single person had to make last year before he has to file an income tax report this March 15?

Correct (\$500).....	54%
Incorrect, did not know.....	46

Interviewing Date 2/25-3/1/43
Survey #290-K Question #11

Married men earning more than \$1,200 a year were asked: Do you happen to know how much money a married person had to make last year before he has to file an income tax report this March 15?

Correct (\$1,200).....	67%
Incorrect, did not know.....	33

MARCH 12 INCOME TAX

Interviewing Date 2/25-3/1/43
Survey #290-K Question #8a

Do you think that you (or your husband) will have to file a federal income tax report by March 15 on the money you made last year?

Findings indicate that unless last minute efforts to acquaint people with the provisions of the new tax law and the penalty for not filing are effective, the number of persons who file a return on March 15 may fall below the 40,000,000 mark.

Interviewing Date 2/25-3/1/43
Survey #290-K Question #8f

Those who responded in the affirmative were asked: Will you have to cash in any war bonds or stamps to meet your March 15 payment?

Yes.....	4%
No.....	96

MARCH 13 STANDARD TIME

Interviewing Date 2/25-3/1/43
Survey #290-K Question #2

A resolution in Congress calls for a return to standard time throughout the nation. If

the question were voted on in this state would you vote for returning to standard time or staying on war time?

Favor war time..... 44%
 Favor standard time..... 42
 No opinion..... 14

By Community Size

Farms

Favor war time..... 23%
 Favor standard time..... 66
 No opinion..... 11

Under 10,000

Favor war time..... 39%
 Favor standard time..... 46
 No opinion..... 15

10,000 and Over

Favor war time..... 53%
 Favor standard time..... 32
 No opinion..... 15

**MARCH 14
 INCOME TAX**

Interviewing Date 2/25-3/1/43
 Survey #290-K Question #8g

Do you regard the income tax which you will have to pay this year as fair?

Fair..... 85%
 Unfair..... 15

Those who had no opinion numbered less than 10%.

**MARCH 17
 ARMED FORCES**

Interviewing Date 2/25-3/1/43
 Survey #290-K Question #3

There is an argument in Washington as to whether this country should build up our

armed forces to 11,000,000 men this year. Do you think we should or should not increase our armed forces to 11,000,000 men this year?

Should..... 43%
 Should not..... 33
 No opinion..... 24

By Community Size

Farms

Should..... 29%
 Should not..... 43
 No opinion..... 28

Under 10,000

Should..... 39%
 Should not..... 36
 No opinion..... 25

10,000-100,000

Should..... 43%
 Should not..... 31
 No opinion..... 26

Over 100,000

Should..... 52%
 Should not..... 27
 No opinion..... 21

Single Men Only

Should..... 50%
 Should not..... 36
 No opinion..... 14

Married Men Only

Should..... 36%
 Should not..... 42
 No opinion..... 22

**MARCH 19
 DEMOCRATIC PRESIDENTIAL
 CANDIDATES**

Interviewing Date 2/5-10/43
 Survey #289-K Question #8a

Democrats were asked: Will you tell me what you think of Henry Wallace? Do you

have a favorable or unfavorable opinion of him?

Favorable 57%
 Unfavorable 20
 No opinion 23

By Region

East

Favorable 61%
 Unfavorable 16
 No opinion 23

Midwest

Favorable 54%
 Unfavorable 25
 No opinion 21

South

Favorable 52%
 Unfavorable 22
 No opinion 26

West

Favorable 59%
 Unfavorable 20
 No opinion 21

Interviewing Date 2/5-10/43
 Survey #289-K Question #8b

Democrats were asked: Will you tell me what you think of William O. Douglas? Do you have a favorable or unfavorable opinion of him?

Favorable 21%
 Unfavorable 10
 No opinion 69

By Region

East

Favorable 25%
 Unfavorable 11
 No opinion 64

Midwest

Favorable 20%
 Unfavorable 9
 No opinion 71

South

Favorable 19%
 Unfavorable 11
 No opinion 70

West

Favorable 19%
 Unfavorable 11
 No opinion 70

Interviewing Date 2/5-10/43
 Survey #289-K Question #8c

Democrats were asked: Will you tell me what you think of Paul V. McNutt? Do you have a favorable or unfavorable opinion of him?

Favorable 28%
 Unfavorable 31
 No opinion 41

By Region

East

Favorable 29%
 Unfavorable 29
 No opinion 42

Midwest

Favorable 32%
 Unfavorable 32
 No opinion 36

South

Favorable 24%
 Unfavorable 32
 No opinion 44

West

Favorable 20%
 Unfavorable 33
 No opinion 47

Interviewing Date 2/5-10/43
 Survey #289-K Question #8d

Democrats were asked: Will you tell me what you think of James Byrnes? Do you have a favorable or unfavorable opinion of him?

Favorable..... 19%
 Unfavorable..... 12
 No opinion..... 69

By Region

East

Favorable..... 19%
 Unfavorable..... 13
 No opinion..... 68

Midwest

Favorable..... 19%
 Unfavorable..... 11
 No opinion..... 70

South

Favorable..... 25%
 Unfavorable..... 12
 No opinion..... 63

West

Favorable..... 12%
 Unfavorable..... 12
 No opinion..... 76

**MARCH 20
 BRITISH POLITICS**

Special Survey

Britons were asked: If anything should happen to Mr. Churchill, whom would you like to see succeed him as Prime Minister?

Eden..... 39%
 Cripps..... 24
 Bevin..... 4
 Attlee..... 3
 Beaverbrook..... 2
 Morrison..... 2
 Miscellaneous, undecided..... 26

**MARCH 21
 RUMML PLAN**

Interviewing Date 2/25-3/1/43
 Survey #290-K Question #15c

Have you heard of the Ruml income tax plan?

Yes..... 71%
 No..... 29

Interviewing Date 2/25-3/1/43
 Survey #290-K Question #15d

Those persons who had heard of the Ruml Plan were asked: Do you favor or oppose the Ruml Plan?

By Political Affiliation

Republicans

Favor..... 87%
 Oppose..... 13

Democrats

Favor..... 83%
 Oppose..... 17

By Income

Upper Half of Income Bracket

Favor..... 83%
 Oppose..... 17

Lower Half of Income Bracket

Favor..... 86%
 Oppose..... 14

By Region

New England

Favor..... 87%
 Oppose..... 13

East Central

Favor..... 85%
 Oppose..... 15

West Central

Favor..... 85%
 Oppose..... 15

South

Favor..... 85%
Oppose..... 15

Mountain and Far West

Favor..... 86%
Oppose..... 14

**MARCH 24
POSTWAR ROLE FOR UNITED STATES**

Interviewing Date 12/4-9/42
Survey #285-K

Question #2

Should the Government take steps now, before the end of the war, to set up with our allies a world organization to maintain the future peace of the world?

Yes..... 64%
No..... 24
No opinion..... 12

**By Political Affiliation
Republicans**

Yes..... 63%
No..... 28
No opinion..... 9

Democrats

Yes..... 65%
No..... 23
No opinion..... 12

Interviewing Date 1/29-2/3/43
Survey #288-K

Question #5a

Do you think the United States, Britain, Russia, China, and their allies should form a joint war council which would plan all war operations against the Axis powers?

Yes..... 74%
No..... 9
No opinion..... 17

By Political Affiliation

Republicans

Yes..... 75%
No..... 10
No opinion..... 15

Democrats

Yes..... 74%
No..... 8
No opinion..... 18

Interviewing Date 1/29-2/3/43
Survey #288-T

Question #9

After this war, do you think the United States should stay out of world affairs, or take an active part in world affairs?

Active part..... 76%
Stay out..... 14
No opinion..... 10

By Political Affiliation

Republicans

Active part..... 76%
Stay out..... 15
No opinion..... 9

Democrats

Active part..... 78%
Stay out..... 12
No opinion..... 10

**MARCH 26
WAR PLANT ABSENTEES**

Interviewing Date 3/12-17/43
Survey #291-K

Question #10

What do you think should be done with workers in war factories who are regularly absent from work without good excuse?

The most frequently mentioned suggestion — given by 48% of those questioned — is to draft habitual men absentees into the army.

The second most frequently mentioned penalty — suggested by about 11% — is that

workers be laid off or discharged from their jobs. Institute policies of "enforced furloughs" for absenteeism without a good excuse.

The remaining 32% who mentioned penalties offered a variety of suggestions ranging from fines to jail sentences.

About one per cent of those questioned thought absenteeism without cause is non-existent and wanted no penalties, and 8% had no opinion.

MARCH 27

CLARE BOOTHE LUCE

Interviewing Date 3/12-17/43
Survey #291-K

Question #17a

Have you heard or read about Mrs. Clare Boothe Luce?

Yes..... 50%
No..... 50

Interviewing Date 3/12-17/43
Survey #291-K

Question #17b

Those who answered in the affirmative were asked: Can you tell me what her job is now?

Eight out of every ten correctly identified her as a member of Congress.

When the figures are analyzed they reveal that Mrs. Luce is better known among women than men, better known among the upper and middle income groups than among the lower income groups, and better known among Republicans than Democrats.

Interviewing Date 3/12-17/43
Survey #291-K

Question #17c

Those who answered in the affirmative also were asked: What is your opinion of her?

Women have a more favorable opinion of Mrs. Luce than do men. In fact, a slightly higher proportion of men express an unfavorable opinion than express a favorable opinion. The reverse is true of women.

MARCH 28

WOMEN IN WAR INDUSTRIES

Interviewing Date 3/12-17/43
Survey #291-K

Question #14e

Women were asked: If you were offered a job in a war plant today, would you take it?

On the basis of the findings, approximately 8,800,000 women would take a job in a war plant if they were asked to do so. To this total can be added 2,300,000 married women, with children under ten years of age, who would be willing to take war jobs today if, at no expense to themselves, provision were made for the care of their children.

Interviewing Date 3/12-17/43
Survey #291-K

Question #11

Should all women over 18 be required to register with the government for jobs in war industries?

Yes..... 61%
No..... 31
No opinion..... 8

APRIL 2

"VICTORY GARDENS"

Interviewing Date 3/12-17/43
Survey #291-K

Question #1a

Do you plan to have a vegetable garden for home consumption this year?

Results show that an estimated 21,000,000 families plan to have a victory garden.

Interviewing Date 3/12-17/43
Survey #291-K

Question #1c

Those who plan to have a garden were asked: How large will it be?

According to the survey, the average size of garden plots planned this year in cities of

100,000 or more population will be approximately 500 square feet, or a plot 20 by 25 feet. In towns or cities of 100,000 down to and including rural non-farm areas, gardens will average 40 by 95 feet, or 3,800 square feet. Gardens on farms will run to an average of about half an acre. The greatest number of "victory gardens" will be in towns and villages under 10,000 population.

**APRIL 3
WAR STRATEGY**

Special Survey

Britons were asked: Do you think it will be necessary for the Allies to invade the continent before Germany can be defeated?

Yes..... 76%
No..... 10
Undecided..... 14

Britons were asked: Should Britain, America, Russia, and China form a supreme war council to plan and direct the war on all fronts?

Yes..... 76%
No..... 9
Undecided..... 15

**APRIL 7
PROFESSIONAL SPORTS**

Interviewing Date 3/26-31/43
Survey #292-K Question #2b

Do you think that professional baseball should be continued during the war, or should it be stopped until after the war?

Continued..... 59%
Stopped..... 28
No opinion..... 13

Interviewing Date 3/26-31/43
Survey #292-T Question #2b

Do you think that professional sports should be continued during the war, or should they be stopped until after the war?

Continued..... 64%
Stopped..... 25
No opinion..... 11

**APRIL 9
VOTING AGE**

Interviewing Date 3/26-31/43
Survey #292-K Question #1

At present, American citizens cannot vote until they become 21 years of age. Would you favor changing the law to allow men and women 18, 19, and 20 years old to vote?

Favor..... 42%
Oppose..... 52
No opinion..... 6

**APRIL 10
VENEREAL DISEASE**

Interviewing Date 1/29-2/3/43
Survey #288-K Question #3

In order to control the spread of venereal diseases around army camps, which of these plans (on card) do you favor? A. Require all prostitutes to take a regular weekly medical examination and quarantine those who are diseased. B. Rely upon continuous police action to get rid of all prostitutes around army camps.

Require weekly examinations..... 61%
Use police action..... 29
Undecided..... 10

**APRIL 12
NATIONAL RESOURCES BOARD**

Interviewing Date 3/26-31/43
Survey #292-K Question #14a

Have you heard or read about the National Resources Board plan for the postwar period?

Yes..... 34%
No..... 66

Interviewing Date 3/26-31/43
Survey #292-K Question #14b

Those who had heard about the report were asked: Can you tell me briefly what it is about?

Fewer than half of those who had heard about the report could name anything that it contained. In terms of the whole population, the group familiar with any provisions of the report represented only 13% or one person in every eight.

Interviewing Date 3/26-31/43
Survey #292-K Question #14c

Those who had heard of the plan were asked: What is your opinion of the plan?

Favorable..... 69%
Unfavorable..... 18
No opinion..... 13

Interviewing Date 3/26-31/43
Survey #292-K Question #10a

Do you think your present job will continue after the war, or do you think you will have to find a new one?

Will continue..... 79%
Have to find new one..... 13
Undecided..... 8

Interviewing Date 3/26-31/43
Survey #292-K Question #10b

Those who think they will have to find new jobs were asked: Do you think you will have any difficulty in finding a new job?

Yes..... 5%
No..... 5
Don't know..... 3

13%

**APRIL 14
JOHN BRICKER**

Interviewing Date 2/5-10/43
Survey #289-K Question #8

Will you tell me what you think of Governor John Bricker of Ohio? Generally speaking, do you think he is presidential material?

Among Republican voters, 65% were unfamiliar with him or had no opinion. Among all voters who had an opinion, the ratio of favorable to unfavorable was better than 2 to 1.

**APRIL 16
RATING OF STATE GOVERNORS**

Interviewing Date 3/26-31/43
Survey #292-K Question #15

What kind of a job would you say the governor of your state is doing — outstanding, better than average, average, or poor?

Outstanding..... 17%
Better than average..... 14
Average..... 42
Poor..... 8
No opinion..... 19

New York State Only

Outstanding..... 26%
Better than average..... 15
Average..... 31
Poor..... 4
No opinion..... 24

Ohio Only

Outstanding..... 29%
Better than average..... 18
Average..... 31
Poor..... 8
No opinion..... 14

**APRIL 17
RATIONING**

Interviewing Date 4/8-13/43
Survey #293-K Question #1

Which of the things now rationed do you find it hardest to cut down on?

The following are listed according to frequency of mention:

- Meat
- Coffee
- Gasoline
- Sugar
- Butter
- Canned goods
- Shoes
- Fuel oil
- Tires
- Cheese

**APRIL 20
INCOME TAX**

Interviewing Date 4/8-13/43
Survey #293-K Question #5

Each year the Federal Government collects income taxes on money earned the previous year. Would you like to have that plan continue or would you prefer to pay your taxes on the money as you earn it?

Pay as money is earned..... 79%
Present system..... 21

The 7% no opinion vote has been eliminated.

Interviewing Date 4/8-13/43
Survey #293-K Question #8d

Do you favor or oppose the Ruml Plan which would put the nation on a pay-as-you-go basis without calling for the payment of two years taxes in one year?

Favor..... 72%
Oppose..... 28

By Political Affiliation

Republicans

Favor..... 77%
Oppose..... 23

Democrats

Favor..... 66%
Oppose..... 34

**APRIL 21
PARTY BEST FOR PEACE AND PROSPERITY**

Interviewing Date 4/8-13/43
Survey #293-K Question #9a

After the war which party do you think is more likely to bring better times to the country, the Republicans or the Democrats?

Republicans..... 32%
Democrats..... 27
Makes no difference..... 21
No opinion..... 20

Interviewing Date 4/8-13/43
Survey #293-K Question #9b

Which party do you think can handle the problems of peace better, the Republicans or the Democrats?

Republicans..... 20%
Democrats..... 32
Makes no difference..... 33
No opinion..... 15

**APRIL 24
TWO TERM AMENDMENT**

Interviewing Date 4/8-13/43
Survey #293-K Question #14

Would you favor adding an amendment to the Federal Constitution to prevent any president of the United States from serving a third term?

Favor..... 46%
Oppose..... 54

By Region		
	<i>Favor</i>	<i>Oppose</i>
New England and Middle		
Atlantic.....	41%	59%
East Central.....	52	48
West Central.....	58	42
South.....	42	58
Far West.....	42	58

By Political Affiliation		
Democrats.....	28%	72%
Republicans.....	74	26

**APRIL 28
SHOP FOREMEN**

Interviewing Date 4/8-13/43
Survey #293-K Question #3

At present shop foremen in factories are generally not members of a labor union. Do you think they should or should not become members of a labor union?

Should.....	42%
Should not.....	58

Twenty-four per cent had no opinion on this issue.

By Occupation		
	<i>Should</i>	<i>Not</i>
Skilled workers.....	58%	42%
Semiskilled and unskilled..	50	50
Business and professional..	31	69
White collar.....	38	62
Farmers.....	30	70

**APRIL 30
RUSSIA**

Interviewing Date 4/8-13/43
Survey #293-T Question #13a

Do you think Russia can be trusted to cooperate with us when the war is over?

Yes.....	44%
No.....	34
No opinion.....	22

By Income

<i>Upper</i>	
Yes.....	53%
No.....	31
No opinion.....	16

Middle

Yes.....	45%
No.....	38
No opinion.....	17

Lower

Yes.....	41%
No.....	33
No opinion.....	26

By Region

<i>New England and Middle Atlantic</i>	
Yes.....	45%
No.....	33
No opinion.....	22

East Central

Yes.....	41%
No.....	37
No opinion.....	22

West Central

Yes.....	48%
No.....	34
No opinion.....	18

South

Yes.....	39%
No.....	33
No opinion.....	28

Far West

Yes.....	45%
No.....	37
No opinion.....	18

**MAY 1
HAROLD STASSEN**

Interviewing Date 4/8-13/43
Survey #293-K

Question #15

Minnesota voters were asked: What kind of job would you say Governor Stassen is doing—outstanding, better than average, average, or poor?

Outstanding.....	45%
Better than average.....	12
Average.....	34
Poor.....	5
No opinion.....	4

Interviewing Date 2/5-10/43
Survey #289-K

Question #8

Asked of Minnesota voters: Will you tell me what you think of Harold Stassen as presidential material for 1944? Is your opinion of him favorable or unfavorable?

Favorable.....	62%
Unfavorable.....	29
No opinion.....	9

**MAY 3
INTERNATIONAL POLICE FORCE**

Interviewing Date 4/8-13/43
Survey #293-K

Question #10

Should the countries fighting the Axis set up an international police force after the war is over to try to keep peace throughout the world?

Yes.....	74%
No.....	14
No opinion.....	12

**MAY 5
STRIKES**

Special Survey

War plant workers were asked: Do you think there should be a law forbidding strikes in war plants?

Yes.....	72%
No.....	22
No opinion.....	6

Union Members Only

Yes.....	64%
No.....	30
No opinion.....	6

**MAY 7
ABSENTEEISM IN WAR PLANTS**

Special Survey

War plant workers were asked: How do you, yourself, account for absenteeism among workers?

Illness.....	28%
Fatigue from long hours.....	26
Irresponsibility, laziness.....	13
Too much pay.....	12
Drinking.....	10
Transportation difficulties.....	2
Miscellaneous.....	6
No opinion.....	12
	<hr/> 109%

(Note: table adds to more than 100% as some workers cited more than one cause.)

**MAY 8
POSTWAR WORK FOR WOMEN**

Special Survey

Women workers in war plants were asked: After the war do you plan to go on working?

Yes.....	54%
No.....	33
Undecided.....	13

Married Women Only

Yes.....	34%
No.....	49
Undecided.....	17

Single Women Only

Yes..... 73%
 No..... 16
 Undecided..... 11

**MAY 12
 VOTER INTEREST**

Special Survey

War plant workers were asked: Did you vote in 1942?

Yes..... 42%
 No..... 58

Of those who voted in 1942, 63% said they plan to vote Democratic in 1944. Of those who did not vote in 1942, 74% said they favor the Democrats for 1944.

**MAY 14
 LABOR UNIONS**

Interviewing Date 4/29-5/4/43
 Survey #294-K Question #10a

Has your attitude toward labor unions changed in any way during the last year?

Yes..... 43%
 No..... 57

Interviewing Date 4/29-5/4/43
 Survey #294-K Question #10b

Those who responded in the affirmative were asked: Are you more in favor or less in favor of labor unions than you were a year ago?

More in favor..... 5%
 Less in favor..... 38
 43%

**MAY 15
 BOMBING OF ROME**

Interviewing Date 4/29-5/4/43
 Survey #294-K Question #9c

Do you think the Allied air forces should bomb Rome?

Yes..... 37%
 No..... 51
 No opinion..... 12

**By Religion
 Protestants**

Yes..... 36%
 No..... 52
 No opinion..... 12

Catholics

Yes..... 24%
 No..... 67
 No opinion..... 9

Non-Church Members

Yes..... 47%
 No..... 40
 No opinion..... 13

**MAY 16
 REPUBLICAN PRESIDENTIAL
 CANDIDATES**

Interviewing Date 4/29-5/4/43
 Survey #294-K Question #13b

Republicans were asked: Which one of these men would you prefer as the Republican candidate for President next year?

Dewey..... 38%
 Willkie..... 28
 MacArthur..... 17
 Bricker..... 8
 Stassen..... 7
 Saltonstall..... 1
 Warren..... 1

**MAY 19
DEMOCRATIC PRESIDENTIAL
CANDIDATES**

Interviewing Date 4/29-5/4/43
Survey #294-K Question #13b

Democrats were asked: Which one of these men would you prefer as the Democratic candidate for President next year?

Roosevelt.....	79%
Wallace.....	8
Farley.....	5
McNutt.....	4
Douglas.....	2
Byrnes.....	1
Winant.....	1

**MAY 21
WAR PLANTS**

Special Survey

War plant workers were asked: What do you think is the greatest mistake that your company makes?

Poor planning in production, lack of coordination between departments, failure to supply materials on time.....	13%
Poor employer-employee relations, no interest taken in employees or their problems, failure to profit by suggestions and ideas of the workers.....	8
Unfair wages, lack of proper pay-scale for different types of work, lack of incentive payments for better work....	6
Wrong types hired for certain jobs, workers not properly trained, jobs not suitable to abilities of workers.....	6
Bosses too lenient, too much loafing permitted, too many workers sitting around doing nothing.....	5
Lack of competent supervisors, men in key jobs who don't know their business	4
No modern equipment, slow in improving methods or standardizing products	3
Miscellaneous.....	9
No important mistakes made.....	46

War plant workers also were asked: Do you find many people in your plant loaf on the job?

Yes.....	40%
No.....	55
Don't know.....	5

**MAY 22
POSTWAR AMERICAN BASES IN
AUSTRALIA**

Special Survey

Australians were asked: Would you favor or oppose letting the United States navy and air forces use bases in Australia after the war?

Favor.....	77%
Oppose.....	15
Undecided.....	8

Those who responded in the affirmative were asked: Should this right be granted permanently or should bases be leased for a limited period, say 25 years?

Permanently.....	23%
Limited period.....	47
Undecided.....	7
	<hr/>
	77%

Should compulsory cadet training of youths of 16 and 17 begin immediately?

Yes.....	79%
No.....	16
Undecided.....	5

**MAY 23
PRESIDENTIAL TRIAL HEAT**

Interviewing Date 4/29-5/4/43
Survey #294-K Question #14

Suppose Franklin Roosevelt and Henry Wallace were the Democratic candidates

for President and Vice President in the election next year and Thomas Dewey and Douglas MacArthur were the Republican candidates for President and Vice President, which ticket would you vote for?

Roosevelt-Wallace..... 54%
 Dewey-MacArthur..... 46

Thirteen per cent refrained from making a choice.

By Region

	Roosevelt-Wallace	Dewey-MacArthur
East.....	55%	45%
Midwest.....	47	53
South.....	75	25
West.....	50	50

By Income

	Roosevelt-Wallace	Dewey-MacArthur
Upper and middle..	46%	54%
Lower.....	62	38

By Age

	Roosevelt-Wallace	Dewey-MacArthur
21-29 Years.....	66%	34%
30-49 Years.....	55	45
50 Years and over..	48	52

MAY 26

WAR BONDS

Interviewing Date 4/29-5/4/43
 Survey #294-K Question #6

Would you be willing to have your employer take 15 cents out of every dollar of your wages or salary each pay day to buy war bonds for you?

Would be..... 52%
 Would not..... 43
 Undecided..... 5

**MAY 28
 STRIKES**

Interviewing Date 5/14-19/43
 Survey #295-K Question #15

Would you approve or disapprove of making it a crime for anyone to urge workers to strike in companies taken over by the Government?

Approve..... 78%
 Disapprove..... 14
 Undecided..... 8

Union Members Only

Approve..... 67%
 Disapprove..... 22
 Undecided..... 11

MAY 29

LENGTH OF WAR

Special Survey

Britons were asked: How much longer do you think the war will last?

Six months..... 7%
 1 year..... 27
 1½ years..... 22
 2 years..... 26
 3 years..... 9
 More than 3 years..... 6
 Undecided..... 3

MAY 31

LABOR UNIONS

Special Survey

War workers were asked: Would you like to see labor unions change their way of handling things?

Yes..... 53%
 No..... 23
 Undecided..... 24

Union Members Only

Yes.....	45%
No.....	38
Undecided.....	17

**JUNE 2
LABOR UNIONS**

Interviewing Date 5/14-19/43
Survey #295-K

Question #14

Do you think all labor unions should be required to register with the Federal Government and report the amount of money they take in and spend each year?

Yes.....	85%
No.....	7
Undecided.....	8

Union Members Only

Yes.....	80%
No.....	12
Undecided.....	8

**JUNE 4
SEX EDUCATION**

Interviewing Date 5/14-19/43
Survey #295-K

Question #19

It has been suggested that a course in sex education be given to students in high schools. Do you approve or disapprove of this plan?

Approve.....	68%
Disapprove.....	16
No opinion.....	16

By Region

New England and Middle Atlantic

Approve.....	72%
Disapprove.....	16
No opinion.....	12

East Central

Approve.....	72%
Disapprove.....	15
No opinion.....	13

West Central

Approve.....	65%
Disapprove.....	17
No opinion.....	18

South

Approve.....	61%
Disapprove.....	16
No opinion.....	23

Far West

Approve.....	71%
Disapprove.....	14
No opinion.....	15

By Age

21-29 Years

Approve.....	77%
Disapprove.....	13
No opinion.....	10

30-49 Years

Approve.....	69%
Disapprove.....	15
No opinion.....	16

50 Years and Over

Approve.....	61%
Disapprove.....	20
No opinion.....	19

**JUNE 5
INTERNATIONAL POLICE FORCE**

Interviewing Date 5/14-19/43
Survey #295-K

Question #10

Should the countries fighting the Axis set up an international police force after the war is over to try to keep peace throughout the world?

Yes..... 76%
 No..... 12
 Undecided..... 12

**JUNE 7
 FRANKLIN ROOSEVELT**

Interviewing Date 5/14-19/43
 Survey #295-K Question #21

If the war is over and President Roosevelt runs for a fourth term next year, do you think you will vote for him or against him?

For..... 31%
 Against..... 69

Interviewing Date 5/14-19/43
 Survey #295-K Question #20a

If the war is still going on and Roosevelt runs for a fourth term next year, do you think you will vote for him or against him?

For..... 56%
 Against..... 44

Interviewing Date 5/14-19/43
 Survey #295-K Question #20b

If the war is not entirely over next year but looks as though it might be over soon, do you think you will vote for or against Roosevelt for a fourth term?

For..... 51%
 Against..... 49

**JUNE 9
 POSTWAR TRADE WITH UNITED STATES**

Special Survey

Canadians were asked: After the war, do you think we should have free trade with the United States, that is, that all products and merchandise crossing the border either way should be free of all tariffs and customs duties?

Yes..... 67%
 No..... 17
 Undecided..... 16

By Occupation

Business and Professional

Yes..... 50%
 No..... 30
 Undecided..... 20

White Collar

Yes..... 65%
 No..... 19
 Undecided..... 16

Manual Workers

Yes..... 71%
 No..... 15
 Undecided..... 14

Farmers

Yes..... 72%
 No..... 13
 Undecided..... 15

**JUNE 11
 GERMANY AND JAPAN**

Interviewing Date 4/29-5/4/43
 Survey #294-K Question #2

Which country do you think we can get along with better after the war — Germany or Japan?

Germany..... 67%
 Japan..... 8
 No opinion..... 25

By Race

White

Germany..... 70%
 Japan..... 7
 No opinion..... 23

<i>Negro</i>	
Germany.....	30%
Japan.....	22
No opinion.....	48

By Region	
<i>East</i>	
Germany.....	65%
Japan.....	7
No opinion.....	28

<i>Midwest</i>	
Germany.....	74%
Japan.....	6
No opinion.....	20

<i>South</i>	
Germany.....	59%
Japan.....	13
No opinion.....	28

<i>West</i>	
Germany.....	70%
Japan.....	9
No opinion.....	21

JUNE 12
"VICTORY GARDENS"

Interviewing Date 5/14-19/43
Survey #295-K Question #1a

Did you plant a "victory garden" this spring?

By Region	
<i>Number of Gardens</i>	
East.....	4,000,000
Midwest.....	6,500,000
South.....	6,500,000
West.....	2,800,000

The average size of the garden plot, on the basis of gardeners' plans at the start of the season is approximately 500 square feet in cities of 100,000 or more population — a plot of about 20 by 25 feet. In towns or cities of

less than 100,000 down to and including rural non-farm areas, gardens were expected to average 40 by 95 feet or 3,800 square feet. Gardens on farms were estimated to run to an average of about half an acre.

The total acreage under cultivation, if those who have gardens followed their estimates on the sizes of their gardens, is about 7,000,000 acres — an area equivalent to all of the land put to crops in North Carolina in 1940.

JUNE 18
JOHN L. LEWIS

Interviewing Date 6/4-9/43
Survey #296-K Question #5

What is your opinion of John L. Lewis?

Favorable.....	9%
Unfavorable.....	87
No opinion.....	4

JUNE 23
POSTWAR CANADA

Special Survey

Canadians were asked: Which of these things would you like to see Canada do after the war? A. Continue as a member of the British Commonwealth as at present. B. Leave the British Commonwealth and become a part of the United States. C. Leave the British Commonwealth and become a completely independent nation.

Continue in Commonwealth.....	49%
Become part of the U.S.....	21
Become an independent nation.....	24
Undecided.....	6

By Region	
<i>Maritime</i>	
Continue in Commonwealth.....	58%
Become part of the U.S.....	23
Become an independent nation.....	12
Undecided.....	7

Quebec

Continue in Commonwealth.....	24%
Become part of the U.S.....	18
Become an independent nation.....	50
Undecided.....	8

Ontario

Continue in Commonwealth.....	64%
Become part of the U.S.....	20
Become an independent nation.....	11
Undecided.....	5

Prairie

Continue in Commonwealth.....	57%
Become part of the U.S.....	26
Become an independent nation.....	11
Undecided.....	6

British Columbia

Continue in Commonwealth.....	48%
Become part of the U.S.....	33
Become an independent nation.....	15
Undecided.....	4

**JUNE 25
LENGTH OF WAR**

Interviewing Date 6/4-9/43
Survey #296-K Question #1a

How much longer do you think the war with Germany will last?

Median average.....one year

Interviewing Date 6/4-9/43
Survey #296-K Question #1b

How much longer do you think the war with Japan will last?

Median average..... two years

**JUNE 26
DEMOBILIZATION**

Interviewing Date 6/4-9/43
Survey #296-K Question #7a

Do you think the men in the armed forces

will have trouble finding jobs when the war is over?

Yes.....	56%
No.....	35
Don't know.....	9

Families with a Member in Armed Forces

Yes.....	55%
No.....	35
Don't know.....	10

Interviewing Date 6/4-9/43
Survey #296-K Question #7b

Do you think men should be released from the armed forces after the war if they have no jobs, or should they be kept in service until they can show they have jobs?

Released after war.....	38%
Kept in service till they find jobs.....	50
Undecided.....	12

Families with a Member in Armed Forces

Released after war.....	41%
Kept in service till they find jobs.....	48
Undecided.....	11

**JUNE 27
REPUBLICAN PRESIDENTIAL
CANDIDATES**

Interviewing Date 6/4-9/43
Survey #296-K Question #6b

Republicans were asked; Which one of these men would you prefer as the Republican candidate for President next year?

Dewey.....	37%
Willkie.....	28
MacArthur.....	15
Bricker.....	10
Stassen.....	7
Saltonstall.....	2
Warren.....	1

**JULY 2
DEMOCRATIC PRESIDENTIAL
CANDIDATES**

Interviewing Date 6/4-9/43
Survey #296-K

Question #6b

Southern Democrats were asked: Which one of these men would you prefer as the Democratic candidate for President next year?

Roosevelt.....	80%
Byrnes.....	8
Wallace.....	6
Farley.....	3
McNutt.....	2
William Douglas.....	1

**JULY 3
PARTY BEST FOR BUSINESSMEN
AND WORKERS**

Interviewing Date 6/4-9/43
Survey #296-K

Question #9b

Do you think businessmen will be better off if the Republicans or the Democrats win the presidential election next year?

Views of Businessmen Outside South

Business better off under Republicans..	78%
Business better off under Democrats...	22

Views of Workers

Business better off under Republicans...	59%
Business better off under Democrats...	41

Interviewing Date 6/4-9/43
Survey #296-K

Question #9c

Do you think skilled and unskilled workers will be better off if the Republicans or the Democrats win the presidential election next year?

Views of Businessmen Outside South

Workers better off under Republicans...	49%
Workers better off under Democrats....	51

Views of Workers

Workers better off under Republicans...	27%
Workers better off under Democrats...	73

**JULY 4
WAR BONDS**

Interviewing Date 6/4-9/43
Survey #296-K

Question #19a

Have you purchased any war bonds or stamps since January 1, 1943?

Yes.....	60%
No.....	40

By Community Size

	Yes	No
Farm areas.....	50%	50%
Towns under 10,000.....	57	43
10,000-100,000.....	69	31
100,000 and over.....	65	35

Union Members

Yes.....	73%
No.....	27

Interviewing Date 6/4-9/43
Survey #296-K

Question #19b

Do you own any war bonds or stamps now?

Yes.....	81%
No.....	19

**JULY 7
ROOSEVELT ADMINISTRATION**

Interviewing Date 6/5-10/43
Survey #296

Question #2b

Southerners were asked: What do you like least about the Roosevelt Administration?

Poor handling of labor unions.....	22%
Extravagance, waste of public funds, pay-	

ing people who don't work as hard as they should	11
Inefficiency, bureaucracy, red tape	11
Sponsoring too much equality of Negroes	5
Unfair treatment of Southern farmers	5
Stimulating liquor trade by repeal of prohibition	2
Failure to curb inflation	1
Too high taxes	1
Unpreparedness for war	1
No opinion, no criticism	41

**JULY 9
FEATHERBEDDING**

Interviewing Date 6/5-10/43
Survey #296-T Question #4

Some labor unions make jobs for their members by requiring employers to hire more men than are actually needed to do a particular job. The unions say this is necessary in order to give work to all their members. Do you think a law should be passed prohibiting this practice?

Yes	69%
No	19
Undecided	12

Union Members

Yes	57%
No	31
Undecided	12

**JULY 10
POSTWAR WORLD AFFAIRS**

Interviewing Date 6/24-29/43
Survey #297-K Question #5

Do you want your Congressman to vote for or against this resolution (Fulbright Resolution on card): That the Congress hereby expresses itself as favoring the creation of appropriate international machinery with power adequate to establish and to maintain

a just and lasting peace among the nations of the world, and as favoring participation by the United States therein?

For	78%
Against	9
Undecided	13

**JULY 11
ROOSEVELT ADMINISTRATION**

Interviewing Date 6/24-29/43
Survey #297-K Question #4a

Do you approve or disapprove of the way President Roosevelt is handling our foreign policy — that is, our relations with other nations?

Approve	73%
Disapprove	14
Undecided	13

Interviewing Date 6/24-29/43
Survey #297-K Question #4b

Do you approve or disapprove of the way President Roosevelt is handling our domestic policy — that is local problems here at home?

Approve	49%
Disapprove	42
Undecided	9

By Region

New England and Middle Atlantic

Approve	53%
Disapprove	37
Undecided	10

East Central

Approve	48%
Disapprove	42
Undecided	10

<i>West Central</i>	
Approve.....	47%
Disapprove.....	47
Undecided.....	6

<i>South</i>	
Approve.....	48%
Disapprove.....	42
No opinion.....	10

<i>West</i>	
Approve.....	44%
Disapprove.....	47
No opinion.....	9

By Occupation
Professional and Business

Approve.....	34%
Disapprove.....	59
No opinion.....	7

<i>Farmers</i>	
Approve.....	39%
Disapprove.....	53
No opinion.....	8

<i>White Collar</i>	
Approve.....	44%
Disapprove.....	47
No opinion.....	9

<i>Manual Workers</i>	
Approve.....	62%
Disapprove.....	28
No opinion.....	10

JULY 14
REPUBLICAN PRESIDENTIAL
CANDIDATES

Interviewing Date 6/24-29/43
Survey #297-K Question #17
*Which one of these men would you prefer
as the Republican candidate for President
next year?*

<i>New York Republicans Only</i>	
Dewey.....	53%
Willkie.....	27
MacArthur.....	8
Bricker.....	5
Stassen.....	4
Saltonstall.....	2
Warren.....	1

<i>Pennsylvania Republicans Only</i>	
Dewey.....	38%
Willkie.....	33
MacArthur.....	14
Bricker.....	9
Stassen.....	5
Warren.....	1
Saltonstall.....	*

<i>Illinois Republicans Only</i>	
Dewey.....	41%
Willkie.....	19
MacArthur.....	18
Bricker.....	11
Stassen.....	10
Saltonstall.....	1
Warren.....	*

*Less than 1%

JULY 16
WAR CONTRIBUTIONS

Special Survey
Interviewing Date 6/24-29/43 (U.S. only) Question #1
Survey #297-K

*Which of these countries do you think has
done the most toward winning the war so
far — Russia, China, Britain, or the United
States?*

<i>Views of Britons</i>	
Russia.....	50%
Britain.....	42
China.....	5
United States.....	3

Views of Americans	
United States	55%
Russia	32
Britain	9
China	4

**JULY 17
SEX EDUCATION**

Interviewing Date 6/24-29/43
Survey #297-K Question #9

Some people say that sex problems should be scientifically and frankly discussed by medical authorities in daily newspapers. Do you approve or disapprove of this?

Approve	40%
Disapprove	44
Undecided	16

By Sex

Men

Approve	43%
Disapprove	38
No opinion	19

Women

Approve	38%
Disapprove	49
No opinion	13

By Age

21-29 Years

Approve	49%
Disapprove	38
No opinion	13

30-49 Years

Approve	41%
Disapprove	43
No opinion	16

50 Years and Over

Approve	35%
Disapprove	48
No opinion	17

By Education

College

Approve	51%
Disapprove	41
No opinion	8

High School

Approve	45%
Disapprove	44
No opinion	11

Grade School

Approve	35%
Disapprove	44
No opinion	21

**JULY 21
REPUBLICAN PRESIDENTIAL
CANDIDATES**

Interviewing Date 6/24-29/43
Survey #297-K Question #17

Which one of these men would you prefer as the Republican candidate for President in 1944?

Republicans

Dewey	39%
Willkie	28
Bricker	15
MacArthur	10
Stassen	6
Warren	1
Saltonstall	1

**Republicans Who Say They Might Vote
Democratic**

Dewey	35%
Willkie	34
Bricker	11
MacArthur	9
Stassen	8
Warren	2
Saltonstall	1

Independents

Willkie.....	39%
Dewey.....	29
MacArthur.....	17
Stassen.....	6
Bricker.....	5
Warren.....	2
Saltonstall.....	2

Democrats Who Say They Might Vote Republican

Willkie.....	45%
Dewey.....	22
MacArthur.....	17
Stassen.....	7
Bricker.....	5
Warren.....	2
Saltonstall.....	2

JULY 23

CONNALLY-SMITH ACT

Interviewing Date 7/9-14/43
Survey #298-K Question #11a
Have you heard or read about the Connally-Smith Act?

Yes.....	75%
No.....	25

Interviewing Date 7/9-14/43
Survey #298-K Question #11b
Those who responded in the affirmative were asked: In general, are you for or against the Connally-Smith Act?

For.....	67%
Against.....	24
Undecided.....	9

JULY 25

FOOD SHORTAGE

Interviewing Date 7/9-14/43
Survey #298-K Question #3
Do you think there is a need for an im-

partial committee to study and report on the current food problem?

Yes.....	67%
No.....	22
Undecided.....	11

Interviewing Date 7/9-14/43
Survey #298-T Question #3

Would you be for or against having Herbert Hoover take over the entire food problem in the United States?

For.....	59%
Against.....	41

Fifteen per cent of those interviewed had no opinion.

Interviewing Date 7/9-14/43
Survey #298-K Question #4b

Have you lost weight or gained weight since food rationing began?

Lost weight.....	19%
Gained weight.....	12
Remained same.....	69

Interviewing Date 7/9-14/43
Survey #298-T Question #4c

In general, do you think most people you know would be healthier if they ate less?

Yes.....	64%
No.....	21
Undecided.....	15

By Income

Upper and Middle

Yes.....	70%
No.....	19
Undecided.....	11

Lower

Yes.....	59%
No.....	23
Undecided.....	18

By Sex	
<i>Men</i>	
Yes.....	61%
No.....	22
Undecided.....	17

<i>Women</i>	
Yes.....	67%
No.....	20
Undecided.....	13

By Age	
<i>21-29 Years</i>	
Yes.....	56%
No.....	25
Undecided.....	19

<i>30-49 Years</i>	
Yes.....	65%
No.....	21
Undecided.....	14

<i>50 Years and Over</i>	
Yes.....	68%
No.....	18
Undecided.....	14

**JULY 28
RACE RIOTS**

Interviewing Date 7/9-14/43
Survey #298-K Question #6

What do you think is the real cause of race riots such as the one Detroit has had?

Views of Detroiters

A high percentage of the persons interviewed in Detroit are inclined to ascribe the recent trouble there to "floaters and drifters attracted to the city by war work." Particularly, they are inclined to blame Southerners who have recently taken jobs in Detroit, and the lack of segregation of races both in the city proper and in Detroit factories. Others in Detroit are inclined to blame "young hoodlums" of both

races and the present day "fast living" in the city, as well as bad housing conditions.

Views of Southern Whites

White persons interviewed in states south of the Mason-Dixon line blame lack of segregation, "trying to put Negroes and whites on an equal basis," labor leaders, and politics. Some white persons in the South think the trouble lies in the fact that "the Northerners don't understand the Negro." A few are inclined to blame agitators and ignorant people.

Views of Negroes Outside South

Negroes outside the South who were interviewed in the study ascribe the Detroit riot to "jealousy on the part of the whites," the fact that "white people don't ever try to like us." Others believe the cause to be Southerners who have migrated to the North since the war. A surprising number of Negroes are, however, willing to blame "hoodlums" among their own race as well as among the whites.

**JULY 30
PRESIDENTIAL TRIAL HEAT**

Interviewing Date 7/9-14/43
Survey #298-K Question #14

Laborers were asked: If the presidential election were being held today, and Franklin Roosevelt were running for President on the Democratic ticket against Wendell Willkie on the Republican ticket, how do you think you would vote?

Roosevelt.....	65%
Willkie.....	35

Four per cent expressed no opinion.

Union Members Only

Roosevelt.....	71%
Willkie.....	29

JULY 31

PRESIDENTIAL TRIAL HEAT

Interviewing Date 7/9-14/43
Survey #298-K

Question #14a

Farmers were asked: If the presidential election were held today, and Franklin Roosevelt were running for President on the Democratic ticket against Wendell Willkie on the Republican ticket, how do you think you would vote?

Roosevelt..... 50%
Willkie..... 50

Among the nation's farmers, 16% were undecided.

Farmers Outside South

Roosevelt..... 48%
Willkie..... 52

AUGUST 1

PRESIDENTIAL TRIAL HEAT

Interviewing Date 7/9-14/43
Survey #298-K

Question #14c

If the presidential election were being held today and Franklin Roosevelt were running for President on the Democratic ticket against Wendell Willkie on the Republican ticket, how do you think you would vote?

Roosevelt..... 59%
Willkie..... 41

Eight per cent expressed no opinion.

By Income

Upper

Roosevelt..... 39%
Willkie..... 61

Middle

Roosevelt..... 53%
Willkie..... 47

Lower

Roosevelt..... 66%
Willkie..... 34

By Age

21-29 Years

Roosevelt..... 67%
Willkie..... 33

30-49 Years

Roosevelt..... 58%
Willkie..... 42

50 Years and Over

Roosevelt..... 55%
Willkie..... 45

By Region

East

Roosevelt..... 58%
Willkie..... 42

Midwest

Roosevelt..... 54%
Willkie..... 46

South

Roosevelt..... 71%
Willkie..... 29

West

Roosevelt..... 56%
Willkie..... 44

AUGUST 2

SOUTHERN FACTORIES AND FREIGHT RATES

Interviewing Date 6/5-10/43
Survey #296

Question #8

Southerners were asked: Would you like to see the South get more factories, that is, become industrial, or should it remain largely agricultural?

Would like more factories. 71%
 Would like to remain agricultural. 21
 Undecided. 8

Interviewing Date 6/5-10/43 Question #9
 Survey #296

Southerners also were asked: Do you think the South gets a fair break on freight rates?

Yes. 11%
 No. 89

A large proportion of those polled — 55% — had no opinion.

**AUGUST 4
 REPUBLICAN PRESIDENTIAL
 CANDIDATES**

Interviewing Date 7/9-14/43 Question #13b
 Survey #298-K

Which one of these men would you prefer as the Republican candidate for President next year?

Choice of Ohio Republicans

Bricker. 54%
 Dewey. 19
 MacArthur. 12
 Willkie. 11
 Stassen. 4
 Saltonstall. *
 Warren. *

*Less than 1%.

Choice of New York Republicans

Dewey. 53%
 Willkie. 27
 MacArthur. 8
 Bricker. 5
 Stassen. 4
 Saltonstall. 2
 Warren. 1

Choice of Pennsylvania Republicans

Dewey. 38%
 Willkie. 33
 MacArthur. 14
 Bricker. 9
 Stassen. 5
 Warren. 1
 Saltonstall. *

*Less than 1%.

Choice of Illinois Republicans

Dewey. 41%
 Willkie. 19
 MacArthur. 18
 Bricker. 11
 Stassen. 10
 Saltonstall. 1
 Warren. *

*Less than 1%.

**AUGUST 6
 PARTY STRENGTH**

Interviewing Date 6/25-30/43 Question #3
 Survey #297

Southerners were asked: Do you think the South would be better off, in general, if there were two political parties of about equal strength instead of one strong party as there is at present?

Yes. 59%
 No. 41

**AUGUST 8
 PRESIDENTIAL TRIAL HEAT**

Interviewing Date 7/9-14/43 Question #14b
 Survey #298-K

If the presidential election were being held today and Franklin Roosevelt were running for President on the Democratic ticket against Thomas E. Dewey on the Republican ticket, how do you think you would vote?

Roosevelt..... 55%
 Dewey..... 45

By Income
Upper

Roosevelt..... 43%
 Dewey..... 57

Middle

Roosevelt..... 50%
 Dewey..... 50

Lower

Roosevelt..... 61%
 Dewey..... 39

By Occupation

Workers

Roosevelt..... 59%
 Dewey..... 41

Farmers

Roosevelt..... 45%
 Dewey..... 55

Farmers Outside South

Roosevelt..... 39%
 Dewey..... 61

By Age

21-29 Years

Roosevelt..... 64%
 Dewey..... 36

30-49 Years

Roosevelt..... 54%
 Dewey..... 46

50 Years and Over

Roosevelt..... 51%
 Dewey..... 49

By Region

East

Roosevelt..... 55%
 Dewey..... 45

Midwest

Roosevelt..... 51%
 Dewey..... 49

South

Roosevelt..... 72%
 Dewey..... 28

West

Roosevelt..... 55%
 Dewey..... 45

Union Members Only

Roosevelt..... 67%
 Dewey..... 33

AUGUST 11

SEPARATE AIR FORCE

Interviewing Date 7/9-14/43
 Survey #298-K

Question #5b

Those who were able to define what is meant by a separate air force were asked: Would you approve or disapprove of a separate air force for the United States?

Approve..... 59%
 Disapprove..... 41

AUGUST 13

LENGTH OF WAR

Interviewing Date 7/30-8/4/43
 Survey #299-K

Question #1a

How much longer do you think the war with Germany will last?

Will end this year..... 8%
 First half of 1944..... 31
 Last half of 1944..... 34
 First half of 1945..... 6
 Last half of 1945..... 12
 During 1946..... 3
 Later than 1946..... 2
 Unwilling to guess..... 4

Interviewing Date 7/30-8/4/43
Survey #299-K

Question #1b

How much longer do you think the war with Japan will last?

Will end this year.....	1%
First half of 1944.....	6
Last half of 1944.....	17
First half of 1945.....	9
Last half of 1945.....	27
During 1946.....	19
Later than 1946.....	16
Unwilling to guess.....	5

**AUGUST 14
SOCIAL SECURITY**

Interviewing Date 7/31-8/4/43
Survey #299-K

Question #12

At present farmers, domestic servants, Government employees, and professional persons are not included under Social Security. Do you think the Social Security program should be changed to include these groups?

Yes.....	64%
No.....	19
Undecided.....	17

Interviewing Date 7/31-8/4/43
Survey #299-K

Question #13a

At present the Social Security program provides benefits for old age, death, and unemployment. Would you favor changing the program to include payment of benefits for sickness, disability, doctor, and hospital bills?

Yes.....	59%
No.....	29
Undecided.....	12

Interviewing Date 7/31-8/4/43
Survey #299-K

Question #13b

Those who responded in the affirmative were asked: Would you be willing to pay

(or have your husband pay) 6% of your salary or wages in order to make this program possible?

Yes.....	44%
No.....	11
Undecided.....	4
	<hr/> 59%

**AUGUST 16
DEMOCRATIC PRESIDENTIAL
CANDIDATES**

Interviewing Date 7/30-8/4/43
Survey #299-K

Question #8a

Which one of these men would you prefer as Democratic candidate for President next year?

Choice of New York Democrats

Roosevelt.....	88%
Wallace.....	5
McNutt.....	2
Farley.....	2
Douglas.....	1
Winant.....	1
Byrnes.....	1

Choice of Pennsylvania Democrats

Roosevelt.....	91%
Wallace.....	5
Farley.....	2
McNutt.....	1
Winant.....	1
Douglas.....	*
Byrnes.....	*

*Less than 1%.

Choice of Illinois Democrats

Roosevelt.....	87%
Wallace.....	5
Farley.....	4
Byrnes.....	2
McNutt.....	1
Douglas.....	1
Winant.....	*

*Less than 1%.

Choice of Ohio Democrats

Roosevelt.....	91%
Farley.....	3
Byrnes.....	3
Wallace.....	2
Douglas.....	1
Winant.....	*
McNutt.....	*

*Less than 1%.

Choice of California Democrats

Roosevelt.....	86%
Wallace.....	6
Farley.....	4
McNutt.....	1
Douglas.....	1
Byrnes.....	1
Winant.....	1

AUGUST 18

DRAFTING OF WOMEN

Interviewing Date 7/30-8/4/43
Survey #299-K Question #2

Do you favor drafting single women between the ages of 21 and 35 to serve in the WACS, WAVES, or other similar branches of the armed service?

Yes.....	45%
No.....	48
Undecided.....	7

By Sex

Men

Yes.....	39%
No.....	54
Undecided.....	7

Women

Yes.....	51%
No.....	42
Undecided.....	7

Women 21-35 Years

Yes.....	58%
No.....	36
Undecided.....	6

By Region

East

Yes.....	45%
No.....	49
Undecided.....	6

Midwest

Yes.....	44%
No.....	48
Undecided.....	8

South

Yes.....	44%
No.....	46
Undecided.....	10

West

Yes.....	47%
No.....	46
Undecided.....	7

AUGUST 20

POLITICAL CONTRIBUTIONS

Interviewing Date 7/31-8/4/43
Survey #299-K Question #3a

Do you think labor unions should or should not be allowed to give money to campaign funds of political parties?

Should.....	17%
Should not.....	65
Undecided.....	18

By Political Affiliation

Republicans

Should.....	14%
Should not.....	70
Undecided.....	16

Democrats

Should.....	20%
Should not.....	61
Undecided.....	19

Union Members Only

Should.....	24%
Should not.....	58
Undecided.....	18

Interviewing Date 7/31-8/4/43
Survey #299-K

Question #3b

Do you think business corporations should or should not be allowed to give money to campaign funds of political parties?

Should.....	23%
Should not.....	59
Undecided.....	18

By Political Affiliation

Republicans

Should.....	23%
Should not.....	60
Undecided.....	17

Democrats

Should.....	24%
Should not.....	57
Undecided.....	19

AUGUST 21

CONTROL OF GOVERNMENT

Interviewing Date 7/30-8/4/43
Survey #299-K

Question #10

Most people believe the Government should not be controlled by any one group. However, if you had to choose which would you prefer to have control of the Government—big business or labor unions?

Big business.....	45%
Labor unions.....	26
Undecided.....	29

By Political Affiliation

Republicans

Big business.....	58%
Labor unions.....	17
Undecided.....	25

Democrats

Big business.....	35%
Labor unions.....	34
Undecided.....	31

By Income

Upper

Big business.....	72%
Labor unions.....	9
Undecided.....	19

Middle

Big business.....	55%
Labor unions.....	19
Undecided.....	26

Lower

Big business.....	33%
Labor unions.....	34
Undecided.....	33

AUGUST 22

POSTWAR REFORMS

Interviewing Date 7/30-8/4/43
Survey #299-K

Question #11a

After the war would you like to see many changes or reforms made in the United States, or would you rather have the country remain pretty much the way it was before the war?

Reforms.....	32%
No reforms.....	58
Undecided.....	10

By Age

21-29 Years

Reforms.....	35%
No reforms.....	55
Undecided.....	10

30-49 Years	
Reforms.....	32%
No reforms.....	58
Undecided.....	10

50 Years and Over	
Reforms.....	30%
No reforms.....	60
Undecided.....	10

Interviewing Date 7/30-8/4/43
Survey #299-K Question #11b

Those who said they favored reforms were asked: What changes would you like to see after the war?

The people who want changes are rather evenly divided between those who see the need for greater social security, and those who want to return to the pre-New Deal era. The first group advocates better working conditions, prevention of unemployment, better housing conditions, greater distribution of wealth, and more tolerance toward racial and religious minorities.

The second group wants stricter control over labor unions, less government bureaucracy and "meddling" in private affairs, reduced taxes, and a free hand for business enterprise.

AUGUST 25 POLL TAX

Interviewing Date 6/25-30/43
Survey #297 Question #10

Asked of white voters living in those Southern states with a poll tax: Do you think the people in your state should have to continue paying a poll tax in order to vote?

Yes.....	53%
No.....	37
No opinion.....	10

AUGUST 27 PROHIBITION

Interviewing Date 7/30-8/4/43
Survey #299-K Question #6

If the question of national prohibition should come up again, would you vote wet, or dry?

Dry.....	34%
Wet.....	66

Eight per cent expressed no opinion.

By Sex

	Dry	Wet
Men.....	27%	73%
Women.....	41	59

By Community Size

Farmers.....	51%	49%
Towns under 10,000.....	45	55
10,000-100,000.....	30	70
100,000 and over.....	19	81

AUGUST 28 NEGROES

Interviewing Date 6/25-30/43
Survey #297 Question #6

Southern whites were asked: Do you think the present Administration in Washington has done a good job, a fair job, or a poor job in dealing with the Negro problem?

Good job.....	13%
Fair job.....	27
Poor job.....	35
No opinion.....	25

AUGUST 29 MANPOWER DRAFT

Interviewing Date 7/30-8/4/43
Survey #299-K Question #9a

If there is a shortage of men and women workers for war industries this fall, should

the Government draft persons to fill these jobs?

Yes..... 79%
 No..... 14
 No opinion..... 7

Interviewing Date 7/30-8/4/43
 Survey #299-K Question #9b, c

If such a law is passed, do you think that you might be drafted to take a war job?

Approximately three out of four said they might be drafted for such service.

Asked of those who thought they might be drafted: If there is a shortage of men and women workers for war industries this fall, should the Government draft persons to fill these jobs?

Yes..... 91%
 No..... 6
 No opinion..... 3

**SEPTEMBER 1
 INCOME TAX**

Interviewing Date 8/19-24/43
 Survey #300-K Question #11b

Taxpayers were asked: Do you favor the present pay-as-you-go plan for income taxes, or would you prefer to go back to the system of paying each year's income tax the following year?

Favor pay-as-you-go tax..... 82%
 Favor paying the following year..... 12
 Undecided..... 6

**SEPTEMBER 3
 IMPORTANT PROBLEMS**

Interviewing Date 8/19-24/43
 Survey #300-K Question #2a

If you could sit down and talk with the Congressman from your district before he

returns to Washington, what questions would you like to ask him about problems here in the United States?

The responses in order of frequency mentioned are:

High cost of living
 Gasoline rationing
 Postwar problems
 The draft
 Labor disputes
 Government bureaucracy
 Racial conflicts and discrimination
 Government spending
 Farm problem
 Pensions and social security
 Drinking

**SEPTEMBER 4
 GERMANY**

Interviewing Date 8/19-24/43
 Survey #300-K Question #9

If Hitler offered peace now to all countries on the basis of not going any farther, but of leaving matters as they are now, would you favor or oppose such a peace?

Favor..... 8%
 Oppose..... 89
 Undecided..... 3

Interviewing Date 8/20-25/43
 Survey #300-T Question #9

If the German military leaders removed Hitler from office and offered peace to all countries on the basis of not going farther, but of leaving matters as they are now, would you favor or oppose such a peace?

Favor..... 10%
 Oppose..... 84
 Undecided..... 6

The present survey reveals that what little appeasement sentiment there is confines itself

largely to voters of the lower educational level — those who had no opportunity to go beyond grade school. On the question of making peace with the German leaders, this group shows a favorable vote of 14%, as compared to a 5% favorable vote among those who attended high school or college.

**SEPTEMBER 5
VOTING AGE**

Interviewing Date 8/20-25/43
Survey #300-T

Question #1

Congress may be called upon to consider a constitutional amendment to allow persons 18, 19, and 20 years old to vote in elections. Would you like to have your Congressman vote for or against this proposal?

For..... 52%
Against..... 42
No opinion..... 6

By Region

New England and Middle Atlantic

For..... 53%
Against..... 41
No opinion..... 6

East Central

For..... 50%
Against..... 45
No opinion..... 5

West Central

For..... 50%
Against..... 45
No opinion..... 5

South

For..... 52%
Against..... 40
No opinion..... 8

West

For..... 53%
Against..... 40
No opinion..... 7

**SEPTEMBER 8
POSTWAR ALLIANCES**

Interviewing Date 8/19-24/43
Survey #300-K

Question #7a

After the war, should the United States and Great Britain make a permanent military alliance, that is, agree to come to each other's defense immediately if the other is attacked at any future time?

Yes..... 61%
No..... 25
Undecided..... 14

By Political Affiliation

Republicans

Yes..... 57%
No..... 29
Undecided..... 14

Democrats

Yes..... 67%
No..... 19
Undecided..... 14

By Region

New England and Middle Atlantic

Yes..... 60%
No..... 27
Undecided..... 13

East Central

Yes..... 58%
No..... 27
Undecided..... 15

West Central

Yes..... 60%
No..... 26
Undecided..... 14

South

Yes..... 72%
No..... 11
Undecided..... 17

<i>West</i>	
Yes.....	59%
No.....	27
Undecided.....	14

**SEPTEMBER 10
THE DRAFT**

Interviewing Date 8/26-9/1/43
Survey #301-K Question #2

The Army can either draft 300,000 single women, aged 21-35, for the WACS for non-fighting jobs, or it can draft the same number of married men with families for the same work. Which plan would you favor?

Single women should be drafted.....	81%
Married men with families should be drafted.....	13
No opinion.....	6

The vote of all women is 84% in favor of such a draft, and the vote of single women interviewed in the survey is approximately the same. As for the males, the married men with children vote 80% in favor of drafting the women, and the vote of both single and married men combined is 78%.

**SEPTEMBER 11
SACRIFICES FOR THE WAR**

Interviewing Date 8/26-9/1/43
Survey #301-K Question #7a

In general, do you think the Government has gone too far or not far enough in asking people to make sacrifices for the war?

Too far.....	8%
Not far enough.....	44
About right.....	40
Undecided.....	8

By Income	
<i>Upper</i>	
Too far.....	7%
Not far enough.....	55
About right.....	30
Undecided.....	8

<i>Middle</i>	
Too far.....	7%
Not far enough.....	48
About right.....	40
Undecided.....	5

<i>Lower</i>	
Too far.....	8%
Not far enough.....	39
About right.....	44
Undecided.....	9

Interviewing Date 8/26-9/1/43
Survey #301-K Question #7b

Have you had to make any real sacrifices?

Yes.....	31%
No.....	69

**SEPTEMBER 12
POSTWAR ALLIANCES**

Interviewing Date 8/19-24/43
Survey #300-K Question #7b

After the war, should the United States and Russia make a permanent military alliance, that is, agree to come to each other's defense immediately if the other is attacked at any future time?

Yes.....	39%
No.....	37
Undecided.....	24

By Political Affiliation
Republicans

Yes.....	36%
No.....	48
Undecided.....	21

Democrats

Yes.....	45%
No.....	31
Undecided.....	24

**SEPTEMBER 15
THE DRAFT**

Interviewing Date 8/26-9/1/43
Survey #301-K

Question #1

If the army needs more men, who do you think should be drafted first—single men who are employed in essential war industries, or fathers who are not employed in essential war industries?

Single men in war industries.....	68%
Fathers.....	24
Undecided.....	8

**SEPTEMBER 17
REPUBLICAN PRESIDENTIAL
CANDIDATES**

Interviewing Date 8/26-31/43
Survey #301-K

Question #4b

If Harold Stassen, Leverett Saltonstall, Douglas MacArthur, John Bricker, Earl Warren, Robert Taft, Thomas Dewey, and Wendell Willkie were candidates for the Republican presidential nomination next year, which one would you prefer?

Choice of New York Republicans

Dewey.....	51%
Willkie.....	29
MacArthur.....	11
Taft.....	3
Bricker.....	2
Saltonstall.....	2
Warren.....	1
Stassen.....	1

Choice of Pennsylvania Republicans

Dewey.....	39%
Willkie.....	30
MacArthur.....	16
Taft.....	7
Bricker.....	5
Stassen.....	1
Saltonstall.....	1
Warren.....	1

Choice of Illinois Republicans

Dewey.....	39%
Willkie.....	20
MacArthur.....	20
Taft.....	10
Bricker.....	6
Stassen.....	5
Saltonstall.....	*
Warren.....	*

*Less than 1%.

Choice of Ohio Republicans

Bricker.....	47%
Dewey.....	16
Willkie.....	14
MacArthur.....	12
Taft.....	9
Stassen.....	2
Warren.....	*
Saltonstall.....	*

*Less than 1%.

Choice of California Republicans

Willkie.....	35%
Dewey.....	27
MacArthur.....	14
Warren.....	13
Taft.....	4
Bricker.....	3
Stassen.....	3
Saltonstall.....	1

Choice of New Jersey Republicans

Dewey.....	43%
Willkie.....	30
MacArthur.....	14
Taft.....	8
Bricker.....	3
Saltonstall.....	1
Stassen.....	1
Warren.....	*

*Less than 1%.

Choice of Michigan Republicans

Dewey.....	46%
Willkie.....	21
MacArthur.....	16
Bricker.....	8
Taft.....	5
Stassen.....	3
Saltonstall.....	1
Warren.....	*

*Less than 1%.

Choice of Indiana Republicans

Willkie.....	30%
Dewey.....	30
MacArthur.....	13
Bricker.....	12
Taft.....	11
Stassen.....	4
Saltonstall.....	*
Warren.....	*

*Less than 1%.

Choice of Massachusetts Republicans

Willkie.....	45%
Dewey.....	29
Saltonstall.....	16
MacArthur.....	9
Bricker.....	1
Taft.....	*
Stassen.....	*
Warren.....	*

*Less than 1%.

Choice of Missouri Republicans

Dewey.....	32%
Willkie.....	27
MacArthur.....	23
Taft.....	7
Bricker.....	5
Stassen.....	4
Warren.....	1
Saltonstall.....	1

SEPTEMBER 19

PRESIDENTIAL TRIAL HEAT

Interviewing Date 8/26-9/1/43
Survey #301-K

Question #5c

If the presidential election were being held today, and Franklin Roosevelt were running for President on the Democratic ticket against Douglas MacArthur on the Republican ticket, how do you think you would vote?

Roosevelt.....	58%
MacArthur.....	42

By Region

	<i>Roosevelt</i>	<i>MacArthur</i>
New England.....	60%	40%
Middle Atlantic.....	60	40
East Central.....	54	46
West Central.....	49	51
South.....	69	31
Mountain.....	51	49
Pacific.....	60	40

By Income

Upper.....	50%	50%
Middle.....	55	45
Lower.....	62	38

By Age

21-29 Years.....	71%	29%
30-49 Years.....	59	41
50 Years and over.....	51	49

Farmers Only

Roosevelt.....	44%
MacArthur.....	56

Farmers Outside South Only

Roosevelt.....	42%
MacArthur.....	58

**SEPTEMBER 22
VOTING AGE**

Interviewing Date 8/20-25/43
Survey #300-T

Question #1

Voters in the ten states with the largest number of votes cast in 1940 were asked: Congress may be called upon to consider a constitutional amendment to allow persons 18, 19, and 20 years old to vote in elections. Would you like to have your congressman vote for or against this proposal?

	For	Against	Undecided
New York.....	55%	40%	5%
Pennsylvania.....	53	40	7
Illinois.....	48	47	5
Ohio.....	51	43	6
California.....	52	42	6
Michigan.....	52	44	4
Massachusetts.....	47	46	7
New Jersey.....	58	36	6
Missouri.....	48	47	5
Indiana.....	49	44	7

**SEPTEMBER 24
PRESIDENTIAL TRIAL HEAT**

Interviewing Date 8/26-9/1/43
Survey #301-K

Question #6b

If the presidential election were being held today and Henry Wallace were running for President on the Democratic ticket against Thomas Dewey on the Republican ticket, how do you think you would vote?

Dewey.....	60%
Wallace.....	40

By Region

	Dewey	Wallace
New England.....	69%	31%
Middle Atlantic.....	64	36
East Central.....	62	38
West Central.....	61	39
South.....	36	64
Rocky Mountain.....	61	39
Pacific Coast.....	64	36

Interviewing Date 9/16-21/43
Survey #302-J

Question #5a

If the presidential election were being held today and Franklin Roosevelt were running for President on the Democratic ticket against Thomas Dewey on the Republican ticket, how do you think you would vote?

Dewey.....	45%
Roosevelt.....	55

**SEPTEMBER 25
POLITICAL REFUGE IN SWEDEN**

Special Survey

Swedes were asked: Should Sweden give persons holding power in belligerent or occupied countries asylum if they seek refuge, or should such persons not be admitted to the country?

Would admit anyone.....	5%
Would admit some.....	61
Would admit none.....	17
Undecided.....	17

**SEPTEMBER 26
INTERNATIONAL POLICE FORCE**

Interviewing Date 8/26-9/1/43
Survey #301-K

Question #13d

All persons who could explain the term "international police force" were asked: Taking into account the arguments for, and those against, how do you yourself stand — are you for or against an international police force?

For..... 75%
 Against..... 17
 Undecided..... 8

Reforms..... 32%
 Remain as was..... 58
 Undecided..... 10

**SEPTEMBER 29
 POSTWAR EMPLOYMENT OUTLOOK**

Special Survey

American soldiers stationed in England were asked: Do you have a definite job ready for you when you return after the war?

Yes..... 62%
 No..... 27
 Plan to continue schooling..... 3
 Don't know..... 8

Those who responded in the negative were asked: Do you think it will be hard to find a job?

Yes..... 24%
 No..... 56
 Don't know..... 20

The soldiers also were asked: Which way do you think there will be more jobs after the war — if the Republicans are in power in Washington, or if the Democrats are?

Republicans in power..... 11%
 Democrats in power..... 45
 No difference..... 23
 Don't know..... 21

**OCTOBER 1
 POSTWAR REFORMS**

Interviewing Date 7/31-8/4/43
 Survey #299-K Question #11a

After the war would you like to see many changes or reforms made in the nation, or would you rather the country remain pretty much as it was before the war?

**OCTOBER 2
 VEGETARIANS**

Interviewing Date 9/16-21/43
 Survey #302-V Question #7a

Some people in the United States are vegetarians, that is, people who eat no fish, fowl, or meat of any kind. Do you happen to be a vegetarian?

When the percentage claiming to be vegetarians is applied to the number of adults in the population, excluding members of the armed forces, the total comes to 2,800,000.

**OCTOBER 3
 MOST IMPORTANT PROBLEM**

Interviewing Date 8/26-9/1/43
 Survey #301-K Question #5a

Looking ahead to the next presidential term, that is, from 1945 through 1949, what do you think will be the greatest problem facing this country?

Jobs, economic readjustment..... 58%
 Lasting peace..... 13
 Reducing taxes, paying off national debt. 11
 Food shortages..... 6
 Labor problems..... 4
 Growing bureaucracy in government... 3
 Others..... 15

**OCTOBER 6
 LENGTH OF WAR**

Interviewing Date 9/16-21/43
 Survey #302-V Question #1

How much longer do you think the war with Germany will last?

Six months	12%
One year	28
Eighteen months	38
Two years	11
More than two years	4
No opinion	7

Interviewing Date 9/16-21/43
Survey #302-V Question #2

How much longer do you think the war with Japan will last?

Six months	1%
One year	7
Eighteen months	20
Two years	40
More than two years	25
No opinion	7

**OCTOBER 8
POSTWAR ALLIANCES**

Interviewing Date 9/16-21/43
Survey #302-J Question #3

After the war should the United States and China make a permanent military alliance, that is, agree to come to each other's defense immediately if the other is attacked at any future time?

Yes	56%
No	23
Undecided	21

**OCTOBER 9
PROHIBITION**

Special Survey

Soldiers stationed in England were asked: If the question of national prohibition in the United States should come up again would you vote wet or dry?

Wet	85%
Dry	9
No opinion	6

**OCTOBER 13
TREATIES**

Interviewing Date 8/26-31/43
Survey #301-K Question #8b

Which of these would you favor as the best way to have peace treaties approved after the war: 1.) Approval only by the President; 2.) Approval by the President and a majority of the whole Congress; or 3.) Approval by the President and two-thirds of the Senate?

Approval by President	7%
Approval by President and majority of Congress	54
Approval by President and two-thirds of Senate	25
No opinion	14

**OCTOBER 15
WAR BONDS**

Interviewing Date 10/1-5/43
Survey #303-K Question #11a

Have you, yourself, purchased any war bonds or stamps during the last four weeks?

Yes	34%
No	66

Interviewing Date 10/1-5/43
Survey #303-K Question #11b

Do you or your family happen to own any war bonds or stamps?

By Region

	Yes	No
New England and Middle Atlantic	88%	12%
East Central	85	15
West Central	82	18
South	68	32
Mt. states and Pacific Coast	85	15

By Education

Grade School	73%	27%
High School	91	9
College	94	6

**OCTOBER 16
LABOR SHORTAGE**

Interviewing Date 9/16-21/43 Question #10a
Survey #302-J

Do you think there is a shortage of workers in war plants in this country?

Yes..... 36%
No..... 42
Undecided..... 22

**OCTOBER 17
PARTY STRENGTH**

Interviewing Date 10/1-5/43 Question #2
Survey #303-K

Leaving the question of candidates aside, if the presidential election were being held today, which party would you vote for — the Democratic or the Republican?

Democratic..... 54%
Republican..... 46

By Region

	<i>Dem.</i>	<i>Rep.</i>
New England.....	51%	49%
Middle Atlantic.....	52	48
East Central.....	49	51
West Central.....	46	54
South.....	76	24
Rocky Mountain.....	55	45
Pacific Coast.....	53	47

**OCTOBER 20
REPUBLICAN PRESIDENTIAL
CANDIDATES**

Interviewing Date 9/16-21/43 Question #4c
Survey #302-J

Missouri Republicans were asked: Which one of these men would you prefer as the Republican candidate for President next year?

Dewey..... 28%
MacArthur..... 26
Willkie..... 25
Taft..... 7
Bricker..... 7
Stassen..... 5
Warren..... 1
Saltonstall..... 1

**OCTOBER 23
THE DRAFT**

Interviewing Date 8/26-9/1/43 Question #2
Survey #301-K

The army can either draft 300,000 single women, aged 21-35, for the WACS for non-fighting jobs, or it can draft the same number of married men with families for the same work. Which plan would you favor?

Single women should be drafted..... 73%
Married men with families should be drafted..... 19
No opinion..... 8

Views of Women

Single women should be drafted..... 77%
Married men with families should be drafted..... 16
No opinion..... 7

Views of Single Women

Single women should be drafted..... 72%
Married men with families should be drafted..... 23
No opinion..... 5

Views of Married Men

Single women should be drafted..... 70%
Married men with families should be drafted..... 21
No opinion..... 9

**OCTOBER 25
REPUBLICAN PRESIDENTIAL
CANDIDATES**

Interviewing Date 9/16-21/43
Survey #302-J

Question #4c

Republicans were asked: Which one of these men would you prefer as the Republican candidate for President next year?

Dewey.....	32%
Willkie.....	28
MacArthur.....	19
Bricker.....	8
Stassen.....	6
Taft.....	5
Warren.....	1
Saltonstall.....	1

By Region

New England

Dewey.....	30%
Willkie.....	40
MacArthur.....	15
Bricker.....	2
Others.....	13

Middle Atlantic

Dewey.....	41%
Willkie.....	29
MacArthur.....	17
Bricker.....	4
Others.....	9

East Central

Dewey.....	30%
Willkie.....	18
MacArthur.....	19
Bricker.....	19
Others.....	14

West Central

Dewey.....	30%
Willkie.....	26
MacArthur.....	20
Bricker.....	5
Others.....	19

South

Dewey.....	24%
Willkie.....	35
MacArthur.....	26
Bricker.....	5
Others.....	10

Mountain

Dewey.....	26%
Willkie.....	33
MacArthur.....	22
Bricker.....	6
Others.....	13

Pacific

Dewey.....	25%
Willkie.....	32
MacArthur.....	17
Bricker.....	4
Others.....	22

OCTOBER 27

GERMANY

Interviewing Date 10/8-13/43
Survey #304-K

Question #4

Suppose the German army gets rid of Hitler, gives up all the countries Germany has conquered, and offers to make peace. If that happens, should we make peace, or should we continue the war until the German army is completely defeated?

Make peace if German army gives up conquered lands.....	24%
Continue fighting.....	70
Undecided.....	6

By Sex

Men

Make peace if German army gives up conquered lands.....	19%
Continue fighting.....	76
Undecided.....	5

Women

Make peace if German army gives up conquered lands.....	30%
Continue fighting.....	64
Undecided.....	6

- Postwar employment
- High cost of living
- Rationing
- Taxation
- The draft
- Government bureaucracy
- Labor disputes

**OCTOBER 29
WARTIME SHORTAGES**

Interviewing Date 9/16-21 /43
Survey #302-J Question #6a

Aside from food, what things that you need very much right now for your home or family would you buy if you could get them?

The following are listed in order of frequency of mention:

- Tires and tubes
- Stockings
- Refrigerators
- Automobiles
- Washing machines
- Electric irons
- Shoes
- Hairpins
- Stoves
- Kitchen utensils
- Elastic articles
- Radios
- Safety pins

**OCTOBER 30
IMPORTANT PROBLEMS**

Interviewing Date 10/8-13 /43
Survey #304-K Question #2

If you could sit down and talk with the Congressman from your district before he returns to Washington, what questions would you like to ask him about problems here in the United States?

The following are listed in order of frequency of mention:

**OCTOBER 31
WENDELL WILLKIE**

Interviewing Date 10/1-5 /43
Survey #303-K Question #10a

We would like to find out what things people like and dislike about Wendell Willkie. What do you, yourself, like most about him?

The following are listed in order of frequency of mention:

- Sincerity, frankness, ability
- Winning personality
- Fine appearance
- Speaking ability
- Open-mindedness
- Progressiveness
- Interest in world affairs

Interviewing Date 10/1-5 /43
Survey #303-K Question #10b

Now what would you say you like least about him?

The following are listed in order of frequency of mention:

- Too changeable
- Talks too much
- Judgments are not sound
- Too much like Roosevelt
- Lacks political experience
- Is a Republican

Interviewing Date 10/1-5 /43
Survey #303-K Question #10d

Do you think Mr. Willkie could handle big problems like unemployment better than President Roosevelt, as well as Roosevelt, or not so well?

Better.....	16%
As well.....	30
Not so well.....	41
No opinion.....	13

By Political Affiliation

Republicans

Better.....	30%
As well.....	36
Not so well.....	23
No opinion.....	11

Democrats

Better.....	5%
As well.....	24
Not so well.....	58
No opinion.....	13

Interviewing Date 10/1-5/43
Survey #303-K

Question #10e

Do you think Mr. Willkie would be good at handling problems which will come up after the war concerning our relations with other nations?

Yes.....	53%
No.....	24
No opinion.....	23

By Political Affiliation

Republicans

Yes.....	62%
No.....	22
No opinion.....	16

Democrats

Yes.....	46%
No.....	28
No opinion.....	26

**NOVEMBER 3
TAXES**

Interviewing Date 10/8-13/43
Survey #304-K

Question #3

If the Government decided to raise taxes, which would you prefer — that the extra

amount be raised by a national sales tax on everything people buy, or that the extra amount be raised by increasing everybody's income taxes?

Prefer national sales tax.....	53%
Prefer increasing income tax.....	34
No opinion.....	13

By Occupation

Professional and Business

Prefer national sales tax.....	61%
Prefer increasing income tax.....	30
No opinion.....	9

White Collar

Prefer national sales tax.....	57%
Prefer increasing income tax.....	31
No opinion.....	12

Skilled Workers

Prefer national sales tax.....	55%
Prefer increasing income tax.....	32
No opinion.....	13

Unskilled Workers

Prefer national sales tax.....	46%
Prefer increasing income tax.....	37
No opinion.....	17

Farmers

Prefer national sales tax.....	53%
Prefer increasing income tax.....	37
No opinion.....	10

Views of Income Tax Payers

Prefer national sales tax.....	57%
Prefer increasing income tax.....	31
No opinion.....	12

**NOVEMBER 5
WARTIME PROSPERITY**

Interviewing Date 10/8-13/43
Survey #304-K

Question #1a

Are you now able to buy or do things that you could not afford a year ago?

Yes..... 29%
 No..... 71%

By Age

	Yes	No
21-29 Years.....	43%	57%
30-49 Years.....	30	70
50 Years and over.....	19	81

By Occupation

	Yes	No
Professional and business.....	23%	77%
White collar.....	31	69
Skilled labor.....	30	70
Unskilled labor.....	31	69
Farmers.....	30	70

Interviewing Date 10/8-13/43
 Survey #304-K Question #1b

Those who responded in the affirmative were asked: What things can you now buy?

The following are listed in order of frequency of mention:

- Finer clothing
- House furnishings
- Better food
- Home improvements
- Automobiles
- Real estate
- Jewelry
- Gifts
- Everything

**NOVEMBER 6
 FREE ENTERPRISE**

Interviewing Date 10/8-13/43
 Survey #304-K Question #8

Will you tell me in your own words what you understand by the term "free enterprise"?

The great majority of Americans are either without any idea of the term free enterprise or hold an erroneous one.

Only one out of every four women can give a correct definition of free enterprise. Only about one out of six among unskilled laboring groups knows what the term means. Only one out of every four Democrats has a clear idea about its meaning; only three out of ten Republicans can define the term. Best able to define the term, from a percentage point of view, are professional and business people, including teachers, small shopkeepers, etc. About half among these can give a satisfactory definition.

**NOVEMBER 7
 PARTY STRENGTH**

Interviewing Date 10/8-13/43
 Survey #304-K Question #9

Midwestern farmers were asked: Leaving the question of candidates aside, if the presidential election were being held today, which party would you vote for?

Democratic..... 40%
 Republican..... 60

**NOVEMBER 10
 POSTWAR WAGES**

Interviewing Date 10/8-13/43
 Survey #304-K Question #13a

Do you think the wages now being paid in industries producing war materials will continue to be as high when these same industries produce peace-time goods?

Yes..... 9%
 No..... 85
 No opinion..... 6

Interviewing Date 10/8-13/43
 Survey #304-K Question #13c

What do you think the average weekly wage will be for these same workers after the war?

The median response was \$30—\$20 below the estimated \$50 the average war plant worker now receives weekly.

**NOVEMBER 12
LEND-LEASE**

Interviewing Date 10/8-13/43
Survey #304-K Question #5b

What is your understanding of our agreement with England on lend-lease materials sent to her — is England supposed to pay us back in some way after the war, or are we supposed to give her this material?

England supposed to pay..... 57%
U. S. supposed to give..... 13
Don't know..... 30

Interviewing Date 10/8-13/43
Survey #304-K Question #5c

Does England furnish us with any war materials under the lend-lease program?

Yes..... 30%
No..... 23
No opinion..... 47

Interviewing Date 10/8-13/43
Survey #304-K Question #5a

Those who understood the workings of lend-lease were asked: Do you think England should pay us back in some way after the war for the lend-lease material we send her?

Yes..... 50%
No..... 50

**NOVEMBER 13
WAGES**

Interviewing Date 10/8-13/43
Survey #304-T Question #12b

In some war plants, workers are paid on a piecework basis, that is, they are paid for

what they actually turn out, and not on an hourly or daily basis. Would you favor or oppose putting such a plan into operation in all war plants in this country?

Favor..... 54%
Oppose..... 33
Undecided..... 13

Employed Persons Only

Favor..... 46%
Oppose..... 42
Undecided..... 12

**NOVEMBER 14
REPUBLICAN PRESIDENTIAL
CANDIDATES**

Interviewing Date 10/8-13/43
Survey #304-K Question #10

Republicans were asked: If you had to choose between Thomas Dewey and Wendell Willkie for the Republican presidential nomination, which one would you prefer?

Dewey..... 55%
Willkie..... 35
Undecided..... 10

By Region

New England and Middle Atlantic

Dewey..... 52%
Willkie..... 40
Undecided..... 8

East Central

Dewey..... 69%
Willkie..... 23
Undecided..... 8

West Central

Dewey..... 57%
Willkie..... 32
Undecided..... 11

<i>South</i>	
Dewey.....	36%
Willkie.....	45
Undecided.....	19

<i>West</i>	
Dewey.....	48%
Willkie.....	42
Undecided.....	10

**NOVEMBER 17
COMPULSORY MILITARY TRAINING**

Interviewing Date 10/28-11/2/43 Question #1
Survey #305-K

After this war is over, do you think every young man should be required to serve one year in the army or navy?

Yes.....	63%
No.....	29
No opinion.....	8

**By Sex
Men**

Yes.....	67%
No.....	28
No opinion.....	5

Women

Yes.....	60%
No.....	30
No opinion.....	10

**NOVEMBER 19
NATIONAL SALES TAX**

Interviewing Date 10/28-11/2/43 Question #7
Survey #305-K

It is suggested that a nation-wide sales tax be put on everything people buy, except bare necessities. On less essential things, the tax would start at 2 cents out of every dollar, and rise to 30 or 40 cents out of every dollar on luxuries. Would you favor or oppose a sales tax of this type?

Favor.....	45%
Oppose.....	46
Undecided.....	9

**NOVEMBER 21
STRIKES**

Interviewing Date 10/28-11/2/43 Question #2a
Survey #305-K

What do you think is the chief cause of strikes in this country?

The following are listed in order of frequency of mention:

- Unjust demands of workers
- Labor leaders who seek personal power
- Wartime conditions
- Higher prices
- Government has not accepted its responsibility to prevent strikes
- Foreign saboteurs

Interviewing Date 10/28-11/2/43 Question #2b
Survey #305-K

What do you think should be done about strikes?

The following are listed in order of frequency of mention:

- Strong measures such as punishment of strikers and strike leaders
- Forbid strikes by law
- Draft strikers into army
- Compulsory arbitration
- Give strikers increases

Interviewing Date 10/29-11/3/43 Question #2
Survey #305-T

Should Congress pass a law forbidding strikes in war industries, or should the workers in war industries continue to have the right to strike?

Make strikes illegal.....	69%
Permit strikes.....	23
No opinion.....	8

**NOVEMBER 24
GERMANY**

Interviewing Date 11/11-16/43
Survey #306-K

Question #11

What do you think we should do with Germany, as a country, after the war?

Strict supervision.....	49%
Destroy completely.....	21
Rehabilitate.....	19
Do nothing.....	4
No opinion.....	14
	<hr/> 107%

(Note: table adds to more than 100% as some people gave more than one reply.)

**NOVEMBER 26
RUSSIA**

Interviewing Date 11/12-17/43
Survey #306-T

Question #10b

Have you heard or read about the Moscow Conference between Cordell Hull, Anthony Eden, and V. M. Molotov?

Yes.....	70%
No.....	30

Interviewing Date 11/12-17/43
Survey #306-T

Question #10c

Those who responded in the affirmative were asked: Did the Moscow Conference produce greater or smaller results than you expected?

Greater.....	48%
Same as expected.....	13
Smaller.....	8
No opinion.....	31

Interviewing Date 11/11-16/43
Survey #306-K

Question #10b

Do you think Russia can be trusted to cooperate with us after the war is over?

Yes.....	47%
No.....	27
No opinion.....	26

By Political Affiliation

Republicans

Yes.....	43%
No.....	34
No opinion.....	23

Democrats

Yes.....	50%
No.....	21
No opinion.....	29

Those Who Heard of Moscow Conference

Yes.....	57%
No.....	27
No opinion.....	16

**NOVEMBER 27
REPUBLICAN PRESIDENTIAL
CANDIDATES**

Interviewing Date 9/16-21/43
Survey #302-J

Question #4c

Ohio Republicans were asked: Which one of the following would you prefer as the Republican presidential candidate next year?

Bricker.....	40%
Dewey.....	18
Willkie.....	16
MacArthur.....	16
Taft.....	7
Stassen.....	3

**NOVEMBER 28
ROOSEVELT ADMINISTRATION**

Interviewing Date 11/11-16/43
Survey #306-K

Question #3

Those voters in New York, New Jersey, and Kentucky who shifted to the Republican party at the last election were asked: What do you like least about the way the Roosevelt Administration is handling things?

The following reasons are listed in order of frequency of mention:

- Incompetent and dictatorial management of home affairs
- Coddling of labor
- Government extravagance
- Failure to keep prices down
- Bad job of rationing

**DECEMBER 1
LABOR UNIONS**

Interviewing Date 11/11-16/43 Question #12
Survey #306-K

Do you think all labor unions should be required to register with the Federal Government and report the amount of money they take in and spend each year?

- Yes..... 75%
- No..... 10
- No opinion..... 15

Union Members Only

- Yes..... 71%
- No..... 15
- No opinion..... 14

**DECEMBER 3
THE DRAFT**

Interviewing Date 11/12-17/43 Question #1
Survey #306-T

The army can either draft 300,000 single women aged 21-35 for the WAC's for non-fighting jobs, or it can draft the same number of married men with families for the same work. Which plan do you favor?

- Single women should be drafted..... 78%
- Married men with families should be drafted..... 15
- No opinion..... 7

By Sex

Men

- Single women should be drafted..... 75%
- Married men with families should be drafted..... 17
- No opinion..... 8

Women

- Single women should be drafted..... 81%
- Married men with families should be drafted..... 12
- No opinion..... 7

**DECEMBER 8
FARM SUBSIDIES**

Interviewing Date 11/26-12/1/43 Question #13b
Survey #307-T

Will you tell me in your own words what you think is meant by a price subsidy to farmers?

Farmers

- Correct..... 35%
- Incorrect..... 65

Non-farmers

- Correct..... 29%
- Incorrect..... 71

**DECEMBER 10
REPUBLICAN PRESIDENTIAL
CANDIDATES**

Interviewing Date 11/25-12/1/43 Question #6
Survey #307-K

Pennsylvania Republicans were asked: Which one of the following would you like to see nominated for President by the Republican party next year?

- Dewey..... 36%
- Willkie..... 29
- MacArthur..... 19
- Taft..... 6
- Bricker..... 5
- Stassen..... 5
- Others..... *

*Less than 1%.

**DECEMBER 11
REPUBLICAN PRESIDENTIAL
CANDIDATES**

Interviewing Date 11/25-12/1/43
Survey #307-K Question #6a

*New Jersey Republicans were asked:
Which one of the following would you like
to see nominated for President by the
Republican party next year?*

Dewey.....	39%
Willkie.....	30
MacArthur.....	17
Taft.....	7
Bricker.....	4
Stassen.....	3
Others.....	*

*Less than 1%.

**DECEMBER 15
GEORGE PATTON**

Interviewing Date 11/28-12/3/43
Survey #307 Question #1a

*Have you heard or read about the incident
in which General Patton slapped an en-
listed man, to whom he later apologized?*

Yes.....	85%
No.....	15

Interviewing Date 11/28-12/3/43
Survey #307 Question #1b

*Those who responded in the affirmative
were asked: Leaving aside questions of
military policy, which way would you as a
citizen have greater confidence in the
army high command — if General Patton
is brought back to the United States, or if
he is left in charge of his troops in Italy?*

Brought back to U.S.....	22%
Left in charge of his troops in Italy....	70
Undecided.....	8

**DECEMBER 17
REPUBLICAN PRESIDENTIAL
CANDIDATES**

Interviewing Date 11/25-12/1/43
Survey #307-K Question #6b

*Massachusetts Republicans were asked:
Which one of the following would you like
to see nominated for President by the
Republican party next year?*

Willkie.....	40%
Dewey.....	30
Saltonstall.....	15
MacArthur.....	9
Bricker.....	4
Stassen.....	2
Others.....	*

*Less than 1%.

**DECEMBER 18
REPUBLICAN PRESIDENTIAL
CANDIDATES**

Interviewing Date 11/25-12/1/43
Survey #307-K Question #6c

*Kentucky Republicans were asked: Which
one of the following would you like to see
nominated for President by the Republican
party next year?*

Willkie.....	31%
Dewey.....	26
MacArthur.....	20
Taft.....	13
Bricker.....	8
Warren.....	1
Stassen.....	1
Others.....	*

*Less than 1%.

**DECEMBER 19
REPUBLICAN PRESIDENTIAL
CANDIDATES**

Interviewing Date 11/25-12/1/43 Question #7
Survey #307-K

Republicans were asked: Which one of the following would you like to see nominated for President by the Republican party next year?

Dewey.....	36%
Willkie.....	25
MacArthur.....	15
Bricker.....	10
Stassen.....	6
Taft.....	5
Saltonstall.....	1
Warren.....	1
Eric Johnston.....	1

By Region

New England

Dewey.....	35%
Willkie.....	39
MacArthur.....	9
Bricker.....	5
Others.....	12

Middle Atlantic

Dewey.....	42%
Willkie.....	27
MacArthur.....	14
Bricker.....	7
Others.....	10

East Central

Dewey.....	37%
Willkie.....	13
MacArthur.....	15
Bricker.....	21
Others.....	14

West Central

Dewey.....	34%
Willkie.....	22
MacArthur.....	16
Bricker.....	6
Others.....	22

South

Dewey.....	25%
Willkie.....	34
MacArthur.....	21
Bricker.....	9
Others.....	11

Mountain

Dewey.....	32%
Willkie.....	28
MacArthur.....	20
Bricker.....	5
Others.....	15

Pacific

Dewey.....	29%
Willkie.....	28
MacArthur.....	10
Bricker.....	6
Others.....	22

DECEMBER 22

EXECUTIVE BRANCH PRIVILEGE

Interviewing Date 11/26-12/1/43 Question #5a
Survey #307-T

A member of Congress has suggested that heads of Government departments and agencies appear before Congress, when requested, to answer questions about what their departments are doing. Do you approve or disapprove of this idea?

Approve.....	72%
Disapprove.....	7
No opinion.....	21

DECEMBER 24

**DEMOCRATIC PRESIDENTIAL
CANDIDATES**

Interviewing Date 11/25-12/1/43 Question #6
Survey #307-K

Democrats were asked: Will you look over these possible candidates (on card) and tell me which one you would like to see as the next President of the United States?

Roosevelt.....	85%
Wallace.....	6
Farley.....	3
Byrd.....	2
McNutt.....	1
Marshall.....	1
Byrnes.....	1
Douglas.....	1

**DECEMBER 25
BIBLE READING**

Interviewing Date 11/26-12/1/43
Survey #307-T Question #16a

Have you, yourself, read the Bible or any part of it at home within the last month?

Yes.....	64%
No.....	36

By Region

New England and Middle Atlantic

Roosevelt.....	88%
Wallace.....	5
Farley.....	3
Byrd.....	2
Others.....	2

By Age

21-29 Years

Yes.....	57%
No.....	43

East Central

Roosevelt.....	83%
Wallace.....	7
Farley.....	3
Byrd.....	1
Others.....	6

30-49 Years

Yes.....	60%
No.....	40

West Central

Roosevelt.....	82%
Wallace.....	9
Farley.....	3
Byrd.....	1
Others.....	5

50 Years and Over

Yes.....	71%
No.....	29

South

Roosevelt.....	81%
Wallace.....	4
Farley.....	3
Byrd.....	5
Others.....	7

Interviewing Date 11/26-12/1/43
Survey #307-T Question #16b

Those who responded in the affirmative were asked: What book or part of the Bible do you think is the most interesting?

New Testament or part of it.....	29%
Old Testament or part of it.....	26
No opinion.....	45

West

Roosevelt.....	89%
Wallace.....	5
Farley.....	2
Byrd.....	1
Others.....	3

**DECEMBER 26
ROOSEVELT ADMINISTRATION**

Interviewing Date 11/25-12/1/43
Survey #307-K Question #2b

Farmers were asked: What do you dislike most about the way the Roosevelt Administration is handling things?

Government extravagance.....	20%
Incompetent and dictatorial management of home affairs, especially with farm problems.....	15
Coddling of labor.....	13
Farm programs not effective.....	11
Bad job of rationing.....	6
Failure to keep prices down.....	2
Miscellaneous.....	13
No complaint.....	20

**DECEMBER 29
TWO TERM AMENDMENT**

Interviewing Date 11/25-12/1/43
Survey #307-K Question #3a

Would you favor adding a law to the Constitution that would prevent any President of the United States from being reelected in the future if he has already served two terms?

Yes.....	54%
No.....	46

Seven per cent expressed no opinion.

Interviewing Date 11/25-12/1/43
Survey #307-T Question #3b

Would you favor changing the term of office of the President hereafter to one six-year term with no reelection?

Yes.....	34%
No.....	66

Ten per cent expressed no opinion.

**DECEMBER 31
POSTWAR SHORTAGES**

Interviewing Date 11/25-12/1/43
Survey #307-K Question #1a

For a year or two after the war, should people in the United States continue to put up with shortages of butter, sugar, meat, and other rationed food products in order to give food to people who need it in Europe?

Yes.....	67%
No.....	21
Qualified.....	4
Undecided.....	8

By Sex

Men

Yes.....	62%
No.....	26
Qualified.....	5
Undecided.....	7

Women

Yes.....	71%
No.....	16
Qualified.....	4
Undecided.....	9

1944

JANUARY 1 PROHIBITION

Interviewing Date 7/30-8/4/43
Survey #299-K Question #6
If the question of national prohibition should come up again, would you vote wet or dry?

Wet..... 66%
Dry..... 34

Seven per cent expressed no opinion.

By Sex

	Wet	Dry
Men.....	73%	27%
Women.....	59	41

JANUARY 3 BIPARTISAN FOREIGN POLICY

Interviewing Date 11/25-30/43
Survey #307-K Question #12a
Asked of Republicans: Do you think that both the Republicans and the Democrats should take exactly the same stand for an active part in world affairs in their party platforms in 1944?

Yes..... 58%
No..... 21
Undecided..... 21

Interviewing Date 11/25-30/43
Survey #307-T Question #12a

Asked of Republicans: Would you approve or disapprove if both the Republican and Democratic parties agreed to name Cordell Hull Secretary of State again after the next election?

Approve..... 52%
Disapprove..... 22
Undecided..... 26

JANUARY 5 THE DRAFT

Interviewing Date 12/17-22/43
Survey #308-K Question #1a
Do you think the draft is being handled fairly in your neighborhood?

Yes..... 75%
No..... 25

No significant differences of attitude toward the draft were found by age groups or by size of community. Nor is there much difference between the opinions of men and women.

JANUARY 6 REPUBLICAN PRESIDENTIAL CANDIDATES

Special Survey
Asked of Republicans: Whom would you like to see the Republican party nominate for President?

Midwest Only

Dewey..... 35%
Willkie..... 22
MacArthur..... 13
Bricker..... 13
Taft..... 11
Stassen..... 4
Eric Johnston..... 2

**JANUARY 8
THE FLU**

Interviewing Date 12/17-22/43
Survey #308-K Question #17a

Do any of the people in your home, including yourself, have the flu at the present time?

Yes..... 13%
No..... 87

**JANUARY 10
POSTWAR GERMANY**

Interviewing Date 11/11-16/43
Survey #306-K Question #11

What do you think we should do with Germany, as a country, after the war?

Supervise and control..... 44%
Destroy her as a political entity, divide into small states..... 21
Rehabilitate, re-educate, encourage trade 17
Miscellaneous and no opinion..... 18

**JANUARY 12
PARTY STRENGTH**

Interviewing Date 12/17-22/43
Survey #308-K Question #9a

Have you ever voted in the election district where you now live?

Yes..... 75%
No..... 25

Interviewing Date 12/17-22/43
Survey #308-K Question #9b

Asked of those who responded in the affirmative: Which party would you like to see win the presidential election next November?

Democratic..... 49%
Republican..... 51

Interviewing Date 12/17-22/43
Survey #308-K Question #9c

Asked of those who responded in the negative: Which party would you like to see win the presidential election next November?

Democratic..... 61%
Republican..... 39

**JANUARY 14
REPUBLICAN PRESIDENTIAL
CANDIDATES**

Special Survey

Asked of Republicans: Whom would you like to see the Republican party nominate for President?

Maine, New Hampshire, and Vermont Only
Willkie..... 55%
Dewey..... 29
MacArthur..... 10
Bricker..... 4
Stassen..... 2

**JANUARY 15
HOME CANNING**

Interviewing Date 10/29-11/3/43
Survey #305-K Question #16a

Did you or your family put up (home can) any cans or jars of food this year?

Yes..... 75%
No..... 25

Interviewing Date 10/29-11/3/43
Survey #305-K Question #16b

Asked of those who responded in the affirmative: How many cans or jars did you put up?

Median average..... 165 cans or jars

**JANUARY 17
PARTY STRENGTH**

Interviewing Date 1/6-11/44
Survey #309-K Question #7

Which party would you like to see win the presidential election in November?

	By Sex	
	Republican	Democratic
Men.....	49%	51%
Women.....	47	53

**JANUARY 18
DEMOCRATIC PRESIDENTIAL
CANDIDATES**

Interviewing Date 1/6-11/44
Survey #309-K Question #8a

Asked of Democrats: Whom would you like to see the Democratic party nominate for President?

By Sex	
Men	
Roosevelt.....	82%
Wallace.....	7
Farley.....	3
Byrd.....	2
Marshall.....	2
Byrnes.....	2
Others.....	2

Women	
Roosevelt.....	88%
Wallace.....	4
Farley.....	2
Byrd.....	2
Others.....	4

**JANUARY 18
REPUBLICAN PRESIDENTIAL
CANDIDATES**

Interviewing Date 1/6-11/44
Survey #309-K Question #8b

Asked of Republicans: Whom would you like to see the Republican party nominate for President?

**By Sex
Men**

Dewey.....	38%
Willkie.....	27
MacArthur.....	13
Bricker.....	11
Stassen.....	7
Eric Johnston.....	2
Others.....	2

Women

Dewey.....	37%
Willkie.....	23
MacArthur.....	19
Bricker.....	9
Stassen.....	7
Others.....	5

**JANUARY 22
DURATION OF WAR**

Interviewing Date 1/6-11/44
Survey #309-K Question #1a

How much longer do you think the war with Germany will last?

Will end in first half of 1944.....	12%
Will end in second half of 1944.....	46
Will end in 1945.....	31
Will end in 1946.....	5
Will end in 1947 or later.....	1
No opinion.....	5

Interviewing Date 1/6-11/44
Survey #309-K Question #1b

How much longer do you think the war with Japan will last?

Will end in first half of 1944.....	1%
Will end in second half of 1944.....	5
Will end in 1945.....	33
Will end in 1946.....	33
Will end in 1947 or later.....	20
No opinion.....	8

JANUARY 24
"MUSTERING OUT" PAY
FOR VETERANS

Interviewing Date 1/6-11/44
 Survey #309-K Question #11a

A bill in Congress provides that members of the armed forces be given a certain sum of money by the Government when they leave the service. Do you approve or disapprove of this idea?

Approve..... 88%
 Disapprove..... 8
 No opinion..... 4

Interviewing Date 1/6-11/44
 Survey #309-K Question #11b

Would you, personally, be willing to pay higher taxes in order to make these payments possible?

Yes..... 70%
 No..... 20
 Undecided..... 10

JANUARY 26
REPUBLICAN PRESIDENTIAL
CANDIDATES

Special Survey

Asked of Wisconsin Republicans: Whom would you like to see the Republican party nominate for President?

Dewey..... 40%
 Willkie..... 20
 MacArthur..... 15
 Stassen..... 11
 Bricker..... 8
 Eric Johnston..... 6

JANUARY 28
WAR REPORTING

Interviewing Date 1/6-11/44
 Survey #309-K Question #6

Should newspapers and newsreels show war pictures with men dead or wounded on

battlefields, or should such pictures not be shown?

Should be shown..... 56%
 Should not..... 36
 No opinion..... 8

JANUARY 29
SERVICEWOMEN'S UNIFORMS

Interviewing Date 1/6-11/44
 Survey #309-K Question #3a

Which uniform worn by women in the armed services do you like best — the Wac, Wave, Spar, Marine?

Wac uniform..... 15%
 Wave or Spar uniform..... 49
 Marine uniform..... 26
 No opinion..... 10

By Sex
Men

Wac uniform..... 17%
 Wave or Spar uniform..... 40
 Marine uniform..... 28
 No opinion..... 15

Women

Wac uniform..... 13%
 Wave or Spar uniform..... 57
 Marine uniform..... 24
 No opinion..... 6

JANUARY 31
REPUBLICAN PRESIDENTIAL
CANDIDATES

Interviewing Date 1/20-25/44
 Survey #310-K Question #6a

Asked of Republicans: Whom would you like to see the Republican party nominate for President?

Dewey.....	42%
Willkie.....	23
MacArthur.....	18
Bricker.....	8
Stassen.....	6
Others.....	3

By Region

New England

Willkie.....	41%
Dewey.....	38
MacArthur.....	14
Bricker.....	3
Others.....	4

Middle Atlantic

Dewey.....	54%
Willkie.....	21
MacArthur.....	16
Bricker.....	4
Others.....	5

East Central

Dewey.....	35%
Bricker.....	21
MacArthur.....	17
Willkie.....	15
Others.....	12

West Central

Dewey.....	40%
Willkie.....	23
MacArthur.....	19
Bricker.....	3
Others.....	15

South

Willkie.....	36%
Dewey.....	30
MacArthur.....	24
Bricker.....	6
Others.....	4

Mountain

Dewey.....	37%
Willkie.....	26
MacArthur.....	21
Bricker.....	7
Others.....	9

West

Dewey.....	35%
Willkie.....	27
MacArthur.....	12
Bricker.....	4
Others.....	22

FEBRUARY 2

REPUBLICAN PRESIDENTIAL CANDIDATES

Special Survey

Asked of Missouri Republicans: Whom would you like to see the Republican party nominate for President?

Dewey.....	41%
MacArthur.....	27
Willkie.....	24
Stassen.....	3
Bricker.....	3
Others.....	2

FEBRUARY 4

REPUBLICAN PRESIDENTIAL CANDIDATES

Special Survey

Asked of Michigan Republicans: Whom would you like to see the Republican party nominate for President?

Dewey.....	47%
Willkie.....	19
MacArthur.....	16
Bricker.....	8
Stassen.....	7
Others.....	3

FEBRUARY 5

REPUBLICAN PRESIDENTIAL CANDIDATES

Special Survey

Asked of Minnesota Republicans: Whom would you like to see the Republican party nominate for President?

Stassen.....	31%
Willkie.....	28
Dewey.....	25
MacArthur.....	12
Bricker.....	3
Warren.....	1

Dewey.....	41%
MacArthur.....	29
Willkie.....	20
Bricker.....	5
Stassen.....	3
Others.....	2

**FEBRUARY 6
PARTY STRENGTH**

Interviewing Date 1/20-25/44
Survey #310-K Question #5

Which party would you like to see win the presidential election this November?

Labor Union Members Only

Democratic.....	64%
Republican.....	36

C.I.O. Members Only

Democratic.....	66%
Republican.....	34

**FEBRUARY 7
DEMOCRATIC PRESIDENTIAL
CANDIDATES**

Interviewing Date 1/20-25/44
Survey #310-K Question #6a

*Asked of Democratic labor union members:
Whom would you like to see the Democratic
party nominate for President?*

Roosevelt.....	88%
Wallace.....	6
Farley.....	3
Others.....	3

**FEBRUARY 7
REPUBLICAN PRESIDENTIAL
CANDIDATES**

Interviewing Date 1/20-25/44
Survey #310-K Question #6b

*Asked of Republican labor union members:
Whom would you like to see the Republican
party nominate for President?*

**FEBRUARY 9
WARTIME PROHIBITION**

Interviewing Date 1/21-26/44
Survey #310-T Question #1

There is a bill in Congress which would forbid the sale of liquor in this country until the war is over. Do you think this bill should be passed?

Yes.....	36%
No.....	64

Five per cent expressed no opinion.

By Sex

	Yes	No
Men.....	30%	70%
Women.....	42	58

**FEBRUARY 11
REBUILDING OF RUSSIAN CITIES**

Interviewing Date 12/17-22/43
Survey #308-T Question #2

After the war should three or four million German men be sent to Russia to help rebuild destroyed cities there?

Yes.....	50%
No.....	30
No opinion.....	20

**FEBRUARY 12
AID TO EUROPEAN CHILDREN**

Special Survey

Should the United States send food by neutral Swedish ships to the children of

France, Belgium, Holland, and other countries now occupied by German troops?

Yes..... 65%
 No..... 22
 No opinion..... 13

By Sex
Men

Yes..... 62%
 No..... 26
 No opinion..... 12

Women

Yes..... 67%
 No..... 18
 No opinion..... 15

FEBRUARY 14
NATIONAL SERVICE ACT

Interviewing Date 2/3-8/44
 Survey #311-K Question #7a

If there is a shortage of men and women workers for war industries this spring, should the Government draft persons to fill these jobs?

Yes..... 65%
 No..... 26
 No opinion..... 9

Interviewing Date 2/3-8/44
 Survey #311-K Question #7b

Do you think there is a good chance that you might be called to take a war job?

Yes..... 20%
 No..... 66
 Don't know..... 14

Interviewing Date 2/3-8/44
 Survey #311-K Question #7c

Do you think there is a shortage of workers in war plants in this country as a whole now?

Yes..... 16%
 No..... 59
 No opinion..... 25

Interviewing Date 2/4-9/44
 Survey #311-T Question #7a

Have you heard or read about President Roosevelt's proposal for a national service law?

Yes..... 62%
 No..... 38

Interviewing Date 2/4-9/44
 Survey #311-T Question #7b

If so, what is your understanding of what this proposed law stands for?

Among those who had heard about the proposal, approximately one-third gave a vague or incorrect definition of what it seeks to do, or were unable to define it. The remaining two-thirds gave a reasonably accurate definition.

FEBRUARY 16
REPUBLICAN PRESIDENTIAL CANDIDATES

Special Survey
Asked of New Jersey Republicans: Whom would you like to see the Republican party nominate for President?

Dewey..... 55%
 Willkie..... 21
 MacArthur..... 16
 Stassen..... 4
 Bricker..... 3
 Others..... 1

FEBRUARY 18
REPUBLICAN PRESIDENTIAL CANDIDATES

Special Survey
Asked of Pennsylvania Republicans: Whom would you like to see the Republican party nominate for President?

Dewey.....	51%
Willkie.....	22
MacArthur.....	18
Stassen.....	4
Bricker.....	3
Warren.....	1
Eric Johnston.....	1

By Region

	Democratic	Republican
New England.....	52%	48%
Middle Atlantic.....	53	47
East Central.....	45	55
West Central.....	42	58
South.....	71	29
Mountain.....	48	52
Pacific.....	49	51

**FEBRUARY 19
"FEATHERBEDDING"**

Interviewing Date 2/3-8/44
Survey #311-K

Question #5

Some labor unions make jobs for more of their members by requiring employers to hire more men than are actually needed to do a particular job. The unions say this is necessary in order to give work to all their members. Do you think a law should be passed stopping this practice?

Yes.....	62%
No.....	17
No opinion.....	21

Union Members Only

Yes.....	49%
No.....	30
No opinion.....	21

**FEBRUARY 21
PARTY STRENGTH**

Interviewing Date 2/3-8/44
Survey #311-K

Question #6

Which party do you want to see win the presidential election next fall — the Republican or Democratic?

Democratic.....	51%
Republican.....	49

**FEBRUARY 23
REPUBLICAN PRESIDENTIAL
CANDIDATES**

Special Survey

*Asked of New York State Republicans:
Whom would you like to see the Republican party nominate for President?*

Dewey.....	57%
Willkie.....	20
MacArthur.....	16
Bricker.....	4
Stassen.....	2
Eric Johnston.....	1

**FEBRUARY 25
SCRAP PAPER DRIVE**

Interviewing Date 2/3-8/44
Survey #311-K

Question #1a

Have you heard or read about the present drive to collect scrap paper?

Yes.....	75%
No.....	25

Interviewing Date 2/3-8/44
Survey #311-K

Question #1b

Are you saving scrap paper regularly?

Yes.....	53%
No.....	47

Interviewing Date 2/3-8/44
 Survey #311-K Question #1c
Has anyone called at your home in the present scrap drive to collect your scrap paper?

Yes..... 45%
 No..... 55

Interviewing Date 2/3-8/44
 Survey #311-K Question #1d
Is there scrap paper around your home now that could be collected if someone came for it?

The survey finds that there are about 13.5 million households containing scrap paper that could be collected.

**FEBRUARY 25
 ELECTION FORECAST**

Interviewing Date 11/11-16/43
 Survey #306-K Question #2a
Regardless of what party you yourself favor, which party do you think will win the presidential election?

By Political Affiliation

Democrats

Democratic..... 65%
 Republican..... 17
 No opinion..... 18

Republicans

Democratic..... 31%
 Republican..... 49
 No opinion..... 20

**FEBRUARY 28
 REPUBLICAN PRESIDENTIAL
 CANDIDATES**

Interviewing Date 2/18-23/44
 Survey #312-K Question #4a
Asked of Republicans: Whom would you like to see the Republican party nominate for President?

Dewey..... 45%
 Willkie..... 21
 MacArthur..... 19
 Bricker..... 7
 Stassen..... 5
 Others..... 3

**FEBRUARY 29
 REPUBLICAN PRESIDENTIAL
 CANDIDATES**

Special Survey
Asked of Iowa Republicans: Whom would you like to see the Republican party nominate for President?

Dewey..... 40%
 Willkie..... 25
 MacArthur..... 19
 Stassen..... 13
 Bricker..... 2
 Others..... 1

**MARCH 3
 REPUBLICAN PRESIDENTIAL
 CANDIDATES**

Special Survey
Asked of Ohio Republicans: Whom would you like to see the Republican party nominate for President?

Bricker..... 41%
 Dewey..... 25
 MacArthur..... 18
 Willkie..... 11
 Stassen..... 3
 Eric Johnston..... 2

**MARCH 4
 WHITE HOUSE PRESS CONFERENCE**

Interviewing Date 2/3-8/44
 Survey #311-K Question #2
Suppose you could attend a press conference at the White House — what question would

you like to ask the President about problems here in the United States?

The following are listed according to frequency of mention:

- How will we avoid a depression after the war?
- Will there be jobs for all of us?
- Will the soldiers be able to find work?
- Why are the tax forms so complicated?
- Why is so much money being wasted by our Government?
- Why doesn't the farmer get a higher price for his crops?
- Why do we have to have ceilings on farm prices?
- Why aren't strikes stopped?
- When is the Government going to crack down on labor unions?

**MARCH 6
DEMOCRATIC VICE-PRESIDENTIAL
CANDIDATES**

Interviewing Date 2/18-23/44
Survey #312-K Question #4a

Asked of Democrats: Whom would you like to see the Democratic party nominate for Vice President this year?

Wallace.....	46%
Hull.....	21
Farley.....	13
Rayburn.....	12
Byrnes.....	5
Byrd.....	3

**By Region
East**

Wallace.....	47%
Hull.....	22
Farley.....	14
Rayburn.....	9
Byrnes.....	5
Byrd.....	3

Midwest

Wallace.....	46%
Hull.....	20
Rayburn.....	14
Farley.....	12
Byrnes.....	5
Byrd.....	3

South

Wallace.....	42%
Hull.....	20
Farley.....	15
Rayburn.....	14
Byrnes.....	6
Byrd.....	3

West

Wallace.....	47%
Hull.....	21
Farley.....	13
Rayburn.....	11
Byrnes.....	5
Byrd.....	3

**MARCH 8
REPUBLICAN PRESIDENTIAL
CANDIDATES**

Special Survey

Asked of Republicans: Whom would you like to see the Republican party nominate for President?

Connecticut Only

Dewey.....	50%
Willkie.....	26
MacArthur.....	17
Bricker.....	4
Stassen.....	3

West Virginia

Dewey.....	48%
MacArthur.....	23
Willkie.....	15
Bricker.....	13
Stassen.....	1

**MARCH 10
DRAFTING OF WOMEN**

Interviewing Date 2/18-23/44
Survey #312-T

Question #1

The army can either draft 300,000 single women aged 21-35 for the Wacs for non-fighting jobs, or it can draft the same number of married men with families for the same work. Which plan would you favor?

Draft single women.....	75%
Draft married men.....	16
No opinion.....	9

By Sex

Men

Draft single women.....	72%
Draft married men.....	19
No opinion.....	9

Women

Draft single women.....	78%
Draft married men.....	13
No opinion.....	9

**MARCH 11
REPUBLICAN PRESIDENTIAL
CANDIDATES**

Special Survey

Asked of Kansas Republicans: Whom would you like to see the Republican party nominate for President?

Dewey.....	58%
MacArthur.....	20
Willkie.....	11
Bricker.....	6
Stassen.....	5

**MARCH 13
REPUBLICAN PRESIDENTIAL
CANDIDATES**

Interviewing Date 1/20-25/44
Survey #310-K

Question #6b

Asked of Republicans: If your choice of Republican candidates for President were limited to Wendell Willkie and Thomas Dewey, which would you prefer?

Dewey.....	64%
Willkie.....	27
Undecided.....	9

By Region

New England

Dewey.....	50%
Willkie.....	42
Undecided.....	8

Middle Atlantic

Dewey.....	69%
Willkie.....	25
Undecided.....	6

East Central

Dewey.....	74%
Willkie.....	16
Undecided.....	10

West Central

Dewey.....	63%
Willkie.....	27
Undecided.....	10

South

Dewey.....	47%
Willkie.....	39
Undecided.....	14

Mountain

Dewey.....	63%
Willkie.....	29
Undecided.....	8

<i>West</i>	
Dewey.....	56%
Willkie.....	36
Undecided.....	8

Bricker Supporters Only

Dewey.....	77%
Willkie.....	11
Undecided.....	12

MacArthur Supporters Only

Dewey.....	60%
Willkie.....	18
Undecided.....	22

Stassen Supporters Only

Dewey.....	55%
Willkie.....	31
Undecided.....	14

MARCH 15

TAXES

Interviewing Date 2/18-23/44
Survey #312-K Question #11d

Do you regard the amount of taxes you have to pay as fair?

Yes.....	90%
No.....	10

In general a slightly larger number of complaints about tax rates comes from business and professional men, salaried workers, and persons who have had to file tax returns in previous years, than among wage earners, unskilled workers, and new taxpayers. However, the differences are not large.

MARCH 17

REPUBLICAN PRESIDENTIAL CANDIDATES

Special Survey

Asked of Illinois Republicans: Whom would you like to see the Republican party nominate for President?

Dewey.....	43%
MacArthur.....	28
Bricker.....	10
Willkie.....	7
Stassen.....	6
Eric Johnston.....	5
Warren.....	1

MARCH 18

REPUBLICAN PRESIDENTIAL CANDIDATES

Special Survey

Asked of Maine Republicans: Whom would you like to see the Republican party nominate for President?

Willkie.....	57%
Dewey.....	23
MacArthur.....	14
Bricker.....	3
Stassen.....	3

MARCH 20

TAXES

Interviewing Date 2/18-23/44
Survey #312-K Question #9

If larger taxes are voted by Congress, which would you prefer — a national sales tax on everything people buy, or an increase in everyone's income tax?

Sales tax.....	55%
Income tax.....	34
No opinion.....	11

By Political Affiliation

Democrats

Sales tax.....	51%
Income tax.....	38
No opinion.....	11

Republicans

Sales tax.....	60%
Income tax.....	30
No opinion.....	10

Interviewing Date 2/18-23/44
Survey #312-K Question #8a

Would you be willing to pay higher taxes this year so that the Government could pay a larger part of our present war costs?

Yes.....	48%
No.....	42
No opinion.....	10

Interviewing Date 2/18-23/44
Survey #312-K Question #8b

Asked of those willing to pay higher taxes: How much more would you be willing to pay — one quarter, one half, three quarters, or twice as much as you pay now?

Twenty-six per cent said they would be willing to pay a quarter more. They constitute nearly two-thirds of all those who named a specific increase. Another 8% said they would be willing to pay one-half more, while the rest indicated other proportions or said that they did not know yet just how much more they could pay.

**MARCH 21
REPUBLICAN PRESIDENTIAL
CANDIDATES**

Special Survey

Asked of Oklahoma Republicans: Whom would you like to see the Republican party nominate for President?

Dewey.....	36%
MacArthur.....	27
Willkie.....	22
Bricker.....	10
Eric Johnston.....	3
Stassen.....	2

**MARCH 24
REPUBLICAN PRESIDENTIAL
CANDIDATES**

Special Survey

Asked of Kentucky Republicans: Whom would you like to see the Republican party nominate for President?

Dewey.....	37%
Willkie.....	30
MacArthur.....	25
Bricker.....	7
Warren.....	1

**MARCH 25
"VICTORY GARDENS"**

Interviewing Date 3/3-8/44
Survey #313-K Question #9b

Do you plan to have a vegetable garden this year?

The survey found that approximately 19.6 million persons plan a "victory garden."

**MARCH 27
PARTY BEST FOR PEACE
AND PROSPERITY**

Interviewing Date 2/18-23/44
Survey #312-K Question #5

Which party do you think is more likely to bring the war to a successful end at the earliest time — the Democratic or the Republican?

Democratic.....	36%
Republican.....	22
No difference.....	29
Undecided.....	13

Interviewing Date 2/18-23/44
Survey #312-K Question #7

After the war, which party do you think will make the best peace arrangements?

Democratic.....	32%
Republican.....	29
No difference.....	25
Undecided.....	14

Interviewing Date 2/18-23/44
Survey #312-K Question #6

After the war, which party do you think will bring the greatest prosperity and the greatest number of jobs?

Republican.....	34%
Democratic.....	31
No difference.....	22
Undecided.....	13

Union Members Only

Democratic.....	41%
Republican.....	24
No difference.....	21
No opinion.....	14

MARCH 29

REPUBLICAN PRESIDENTIAL CANDIDATES

Special Survey

Asked of Indiana Republicans: Whom would you like to see the Republican party nominate for President?

Dewey.....	47%
Willkie.....	18
MacArthur.....	16
Bricker.....	13
Eric Johnston.....	4
Stassen.....	2

MARCH 31

DURATION OF WAR

Interviewing Date 3/3-8/44
Survey #313-K Question #7a

When do you think the war with Germany will end?

First half of 1944.....	2%
Second half of 1944.....	31
First half of 1945.....	39
Second half of 1945.....	7
1946.....	12
1947 or later.....	2
Undecided.....	7

Interviewing Date 3/3-8/44
Survey #313-K Question #7b

When do you think the war with Japan will end?

1944.....	6%
1945.....	33
1946.....	32
1947 or later.....	21
Undecided.....	8

APRIL 1

PARTY STRENGTH

Special Survey

Asked in Texas: Which party would you like to see win the presidential election in November?

Democratic.....	74%
Republican.....	26

APRIL 3

DRAFTING OF WOMEN

Interviewing Date 3/17-22/44
Survey #314-K Question #2

The army can either draft 300,000 single women aged 21-35 for the Wacs for non-fighting jobs, or it can draft the same number of married men with families for the same work. Which plan would you prefer?

Draft single women.....	76%
Draft fathers.....	16
No opinion.....	8

Single Women 21-35 Years Only

Draft single women.....	75%
Draft fathers.....	18
No opinion.....	7

Willkie.....	12%
Dewey.....	12
MacArthur.....	5
Bricker.....	3
Stassen.....	2
	<hr/> 34%

**APRIL 5
IRELAND**

Interviewing Date 3/17-22/44
Survey #314-K Question #8a

Have you heard or read about the United States' request to the Irish Free State to send German and Japanese representatives home?

Three out of four stated they had heard or read about the United States' request.

Asked of Florida Democrats: Whom would you like to see the Democratic party nominate for President?

Roosevelt.....	53%
Byrnes.....	4
Byrd.....	3
Wallace.....	3
McNutt.....	2
Farley.....	1
	<hr/> 66%

Interviewing Date 3/17-22/44
Survey #314-K Question #8b

Asked of those who stated they had heard or read about the United States' request: Ireland has said that because she is neutral in this war she will not send the German and Japanese representatives home. Do you think the United States should do anything further about this?

Yes.....	66%
No.....	30
No opinion.....	4

**APRIL 8
POLITICS**

Special Survey

Asked in Georgia: Which party would you like to see win the presidential election this year?

Democratic.....	77%
Republican.....	23

**APRIL 7
POLITICS**

Special Survey

Asked in Florida: Which party would you like to see win the presidential election this year?

Democratic.....	66%
Republican.....	34

Asked of Georgia Republicans: Whom would you like to see the Republican party nominate for President?

MacArthur.....	9%
Dewey.....	7
Willkie.....	5
Bricker.....	1
Stassen.....	1
	<hr/> 23%

Asked of Florida Republicans: Whom would you like to see the Republican party nominate for President?

Asked of Georgia Democrats: Whom would you like to see the Democratic party nominate for President?

Roosevelt.....	71%
Byrd.....	2
Wallace.....	1
Farley.....	1
Byrnes.....	1
McNutt.....	1
	<hr/>
	77%

	<i>Roose-</i>			
	<i>velt</i>	<i>Wallace</i>	<i>Byrnes</i>	<i>Others</i>
Alabama	72%	3%	1%	3%
Florida	53	3	4	6
Georgia	71	1	1	4
Louisiana	69	3	1	7
Mississippi	62	3	3	13
South Carolina	60	1	15	12
Texas	65	3	1	5

**APRIL 10
POLITICS**

Special Survey

Asked in the Deep South: Which party would you like to see win the presidential election this year?

	<i>Democratic</i>	<i>Republican</i>
Alabama.....	79%	21%
Florida.....	66	34
Georgia.....	77	23
Louisiana.....	80	20
Mississippi.....	81	19
South Carolina.....	88	12
Texas.....	74	26

Asked of Republicans in the Deep South: Whom would you like to see the Republican party nominate for President?

	<i>Dewey</i>	<i>Willkie</i>	<i>Mac-</i>	<i>Others</i>
			<i>Arthur</i>	
Alabama	9%	2%	6%	4%
Florida	12	12	5	5
Georgia	7	5	9	2
Louisiana	7	6	2	5
Mississippi	6	3	8	2
South Carolina	4	2	5	1
Texas	10	5	6	5

Asked of Democrats in the Deep South: Whom would you like to see the Democratic party nominate for President?

**APRIL 12
REPUBLICAN PRESIDENTIAL
CANDIDATES**

Special Survey

Asked of Michigan Republicans: Whom would you like to see the Republican party nominate for President?

Dewey.....	47%
Willkie.....	19
MacArthur.....	16
Bricker.....	8
Stassen.....	7
Others.....	3

**APRIL 13
REPUBLICAN PRESIDENTIAL
CANDIDATES**

Special Survey

Asked of Republicans: Whom would you like to see the Republican party nominate for President?

California Only

Dewey.....	46%
Willkie.....	25
Warren.....	11
MacArthur.....	6
Bricker.....	6
Stassen.....	4
Eric Johnston.....	2

Oregon Only

Dewey.....	46%
Willkie.....	23
MacArthur.....	18
Stassen.....	6
Warren.....	4
Bricker.....	3

Washington Only

Dewey.....	38%
Willkie.....	27
Eric Johnston.....	14
Stassen.....	7
MacArthur.....	7
Bricker.....	4
Warren.....	3

**APRIL 17
CONSCRIPTION**

Interviewing Date 3/31-4/4/44
Survey #315-T

Question #3b

Do you think that men who are turned down by the army because they are not physically fit for fighting, but who are able to work in war plants, should be taken into the army and given jobs in order to free young men in war plants for combat service?

Yes.....	78%
No.....	15
No opinion.....	7

**APRIL 19
BOMBING OF RELIGIOUS BUILDINGS**

Interviewing Date 3/31-4/4/44
Survey #315-K

Question #9

If military leaders believe it will be necessary to bomb historic religious buildings and shrines in Europe, would you approve or disapprove of their bombing them?

Approve.....	74%
Disapprove.....	19
No opinion.....	7

By Religion

Protestants

Approve.....	75%
Disapprove.....	19
No opinion.....	6

Catholics

Approve.....	63%
Disapprove.....	28
No opinion.....	9

**APRIL 21
COMBAT PAY**

Interviewing Date 3/31-4/4/44
Survey #315-K

Question #1a

It has been suggested that American servicemen who take part in actual fighting should get a 50% increase in pay. Should Congress pass such a law?

Yes.....	70%
No.....	23
No opinion.....	7

By Region

New England and Middle Atlantic

Yes.....	72%
No.....	21
No opinion.....	7

East Central

Yes.....	71%
No.....	22
No opinion.....	7

West Central

Yes.....	68%
No.....	26
No opinion.....	6

South

Yes.....	67%
No.....	25
No opinion.....	8

<i>West</i>	
Yes.....	67%
No.....	25
No opinion.....	8

Interviewing Date 3/31-4/4/44
Survey #315-K Question #1b
Would you yourself be willing to pay higher taxes to make this possible?

Yes.....	60%
No.....	8
No opinion.....	9
Disapprove of plan.....	23

**APRIL 22
IRELAND**

Interviewing Date 3/31-4/4/44
Survey #315-K Question #11a
Have you heard or read about the United States request to Ireland that it expel Axis representatives?

Yes.....	60%
No.....	40

Interviewing Date 3/31-4/4/44
Survey #315-K Question #11b
Asked of those who replied in the affirmative: Do you think we should stop all trade with the Irish Free State if it doesn't send home the German and Japanese representatives?

Yes.....	69%
No.....	19
No opinion.....	12

**APRIL 24
PRESIDENTIAL TRIAL HEAT**

Interviewing Date 3/31-4/4/44
Survey #315-K Question #14a
If the war is still going on and President Roosevelt runs for the Democrats against

Governor Dewey for the Republicans, how do you think you will vote?

Roosevelt.....	55%
Dewey.....	45

Interviewing Date 3/31-4/4/44
Survey #315-K Question #14b
If the war is over and President Roosevelt runs for the Democrats against Governor Dewey for the Republicans, how do you think you will vote?

Roosevelt.....	42%
Dewey.....	58

Interviewing Date 3/31-4/4/44
Survey #315-K Question #14c
Suppose the war is still going on in Europe, but it looks as though it might be over in a few weeks or a few months, how do you think you will vote — for President Roosevelt or Governor Dewey?

Roosevelt.....	51%
Dewey.....	49

**APRIL 26
PRESIDENTIAL TENURE**

Interviewing Date 3/17-22/44
Survey #314-K Question #12
Would you favor adding a law to the Constitution that would prevent any President of the United States from being reelected in the future if he has already served two terms?

Favor.....	57%
Oppose.....	43

By Political Affiliation

	Favor	Oppose
Democrats.....	32%	68%
Republicans.....	84	16

**APRIL 28
PRESIDENTIAL TRIAL HEAT**

Special Survey

Asked of farmers: If the presidential election were held today and if Franklin Roosevelt were running against Thomas Dewey, which one would you vote for?

Roosevelt.....	42%
Dewey.....	58

Farmers Outside South Only

Roosevelt.....	35%
Dewey.....	65

**APRIL 29
PRESIDENTIAL TRIAL HEAT**

Special Survey

Asked of labor union members: If the presidential election were held today and if Franklin Roosevelt were running against Thomas Dewey, which one would you vote for?

Roosevelt.....	65%
Dewey.....	35

**APRIL 30
REPUBLICAN PRESIDENTIAL
CANDIDATES**

Interviewing Date 4/14-19/44
Survey #316-K

Question #4a

Asked of Republicans: Whom would you like to see the Republican party nominate for President?

Dewey.....	55%
MacArthur.....	20
Bricker.....	9
Stassen.....	7
Willkie.....	7
Others.....	2

By Region

New England

Dewey.....	57%
MacArthur.....	17
Bricker.....	4
Stassen.....	4
Others.....	18

Middle Atlantic

Dewey.....	62%
MacArthur.....	19
Bricker.....	7
Stassen.....	4
Others.....	8

East Central

Dewey.....	53%
MacArthur.....	20
Bricker.....	19
Stassen.....	5
Others.....	3

West Central

Dewey.....	54%
MacArthur.....	19
Stassen.....	17
Bricker.....	4
Others.....	6

South

Dewey.....	48%
MacArthur.....	27
Bricker.....	6
Stassen.....	4
Others.....	15

Mountain

Dewey.....	53%
MacArthur.....	18
Stassen.....	8
Bricker.....	6
Others.....	15

Pacific

Dewey.....	52%
MacArthur.....	14
Stassen.....	8
Bricker.....	6
Others.....	20

Interviewing Date 4/14-19/44
Survey # 316-K

Question #4b

*Asked of Douglas MacArthur supporters:
Who is your second choice?*

Dewey.....	11%
Bricker.....	2
Stassen.....	2
Others.....	5
	<hr/>
	20%

**MAY 3
REPUBLICAN PRESIDENTIAL
CANDIDATES**

Special Survey

*Asked of Ohio Republicans: Whom would
you like to see the Republican party
nominate for President?*

Bricker.....	43%
Dewey.....	36
MacArthur.....	14
Stassen.....	3
Willkie.....	3
Eric Johnston.....	1

**MAY 5
PRESIDENTIAL TRIAL HEAT**

Interviewing Date 3/31-4/4/44
Survey #315-K

Question #14c

*Asked of business people and professionals:
Suppose the war were still going on in Eu-
rope, but it seemed as if it might end in a
few weeks or a few months, how do you think
you would vote for President if the candi-
dates were Franklin Roosevelt and Thomas
Dewey?*

Roosevelt.....	42%
Dewey.....	58

**MAY 6
MONTGOMERY-WARD CASE**

Special Survey

*Do you think the Government did the right
thing in taking over the Montgomery-
Ward plants, or was it a mistake?*

Government did right thing.....	39%
Government made a mistake.....	61

Twelve per cent expressed no opinion.

**MAY 8
CIVILIAN ATTITUDE TOWARD WAR**

Interviewing Date 4/14-19/44
Survey #316-K

Question #2a

*Soldiers back from the war front say most
people in this country do not take the war
seriously enough. Do you think this is true?*

Yes.....	66%
No.....	26
No opinion.....	8

**MAY 10
BIPARTISAN FOREIGN POLICY**

Interviewing Date 4/14-19/44
Survey #316-T

Question #10a

*Secretary Cordell Hull recently suggested
that a committee made up of Republicans as
well as Democrats work with him in shaping
our country's foreign policy. Do you think
this is a good suggestion?*

Yes.....	83%
No.....	6
No opinion.....	11

By Political Affiliation

Democrats

Yes.....	81%
No.....	7
No opinion.....	12

Republicans

Yes..... 86%
No..... 6
No opinion..... 8

**MAY 12
POLITICS**

Interviewing Date 4/27-5/2/44
Survey #317-K Question #5

Do you think that President Roosevelt will run for a fourth term?

Yes..... 79%
No..... 8
No opinion..... 13

Interviewing Date 4/27-5/2/44
Survey #317-K Question #3b

Whom would you like to see as the next President of the United States?

Choice of Those Who Named a Democrat

Roosevelt..... 89%
Hull..... 4
Wallace..... 3
Barkley..... 2
Byrnes..... 1
McNutt..... 1

Interviewing Date 4/27-5/2/44
Survey #317-K Question #3a

Asked of all those who named President Roosevelt as their first choice: Who is your second choice for President?

A Republican candidate..... 50%
A Democratic candidate..... 50

**MAY 13
ELEANOR ROOSEVELT**

Interviewing Date 4/27-5/2/44
Survey #317-K Question #2

What do you think about the trips that Mrs. Eleanor Roosevelt makes?

Approve..... 36%
Disapprove..... 45
Not our concern..... 13
No opinion..... 6

**By Sex
Men**

Approve..... 33%
Disapprove..... 50
Not our concern, no opinion..... 17

Women

Approve..... 40%
Disapprove..... 39
Not our concern, no opinion..... 21

**MAY 15
WAGES AND PRICES**

Interviewing Date 4/14-19/44
Survey #316-T Question #8a

Do you think prices on most products should be allowed to go up, or should prices be held where they are now?

Let prices go up..... 4%
Hold at present level..... 91
No opinion..... 5

Interviewing Date 4/14-19/44
Survey #316-T Question #8b

Do you think wages for most workers should be allowed to go up, or should wages be held where they are now?

Let wages go up..... 18%
Hold at present level..... 72
No opinion..... 10

**MAY 17
RATIFICATION OF TREATIES**

Interviewing Date 4/27-5/1/44
Survey #317-K Question #7a

When the war is over it will be necessary for the Allies to decide on peace terms for

the Axis. Which of these three ways would you, personally, favor as the best way to have peace treaties approved — have them approved solely by the President, have them approved by the President and a majority of the whole Congress, or have them approved by the President and two-thirds of the Senate?

President only.....	7%
President and a majority of the whole Congress.....	60
President and two-thirds of the Senate...	19
No opinion.....	14

**MAY 19
POSTWAR AFFAIRS**

Interviewing Date 4/27-5/1/44
Survey #317-K Question #8

Do you agree with those people who think that the United States should take an active part in world affairs after the war, or with those people who think we should stay out of world affairs?

Take active part.....	73%
Stay out.....	18
No opinion.....	9

Interviewing Date 4/27-5/1/44
Survey #317-K Question #9

Should the Government take steps now, before the end of the war, to try to set up with our allies a world organization to maintain the future peace of the world, or should we wait until after the war is won?

Act now.....	58%
Wait till war ends.....	30
No opinion.....	12

By Region

New England and Middle Atlantic

Act now.....	55%
Wait till war ends.....	34
No opinion.....	11

East Central

Act now.....	59%
Wait till war ends.....	26
No opinion.....	15

West Central

Act now.....	62%
Wait till war ends.....	30
No opinion.....	8

South

Act now.....	54%
Wait till war ends.....	33
No opinion.....	13

West

Act now.....	62%
Wait till war ends.....	28
No opinion.....	10

**MAY 20
AUSTRALIAN MILITARY BASES**

Special Survey

Asked of Australians: It has been suggested that we should let the American navy and air forces use bases in Australia after the war. Do you favor or oppose this suggestion?

Favor.....	65%
Oppose.....	20
Undecided.....	15

All those in favor of granting bases were asked whether this arrangement should be permanent, or whether the bases should simply be leased for a period of time. The weight of sentiment was strongly in favor of leasing.

**MAY 21
PRESIDENTIAL TRIAL HEAT**

Interviewing Date 5/12-17/44
Survey #318-T Question #7a

If the presidential election were held today and if Franklin Roosevelt were running

against Thomas Dewey, which one would you vote for?

Roosevelt..... 51%
Dewey..... 49

**MAY 24
PACIFIC ISLANDS**

Interviewing Date 4/27-5/2/44
Survey #317-K Question #16

After the war should the United States keep all of the Japanese islands we conquer between Hawaii and the Philippines?

Yes..... 69%
No..... 17
No opinion..... 14

**MAY 26
PRESIDENTIAL TRIAL HEAT**

Special Survey

Asked in New York State: If the presidential election were held today and if Franklin Roosevelt were running against Thomas Dewey, which one would you vote for?

Roosevelt..... 52%
Dewey..... 48

**MAY 27
MONTGOMERY-WARD CASE**

Interviewing Date 5/11-16/44
Survey #318-K Question #5c

Have you heard or read anything about the Montgomery-Ward affair?

Yes..... 87%
No..... 13

Interviewing Date 5/11-16/44
Survey #318-K Question #5d

Asked of those familiar with the case: From what you know about this case, which side

are you more inclined to believe is in the right — Montgomery-Ward, or the Government?

Montgomery-Ward..... 60%
Government..... 40

**MAY 29
REPUBLICAN PRESIDENTIAL
CANDIDATES**

Interviewing Date 5/11-16/44
Survey #318-K Question #3a

Asked of Republicans: Whom would you like to see the Republican party nominate for President?

Dewey..... 65%
Bricker..... 9
Stassen..... 5
Warren..... 2
Others..... 19

**MAY 31
"VICTORY GARDENS"**

Interviewing Date 5/11-16/44
Survey #318-K Question #1c

Do you plan to have a "victory garden" this year?

By Region

	<i>Yes</i>
New England and Middle Atlantic.....	3,000,000
Midwest.....	6,000,000
South.....	6,000,000
West.....	2,500,000

**JUNE 2
LABOR STRIKES**

Interviewing Date 5/12-17/44
Survey #318-T Question #2

Do you think there is a need for a law to prevent strikes in war industries?

Yes..... 70%
 No..... 15
 No opinion..... 15

Union Members Only

Yes..... 64%
 No..... 26
 No opinion..... 10

Among Democrats interviewed in the survey 67% say there is need for anti-strike legislation, while among Republicans the vote is 72%.

**JUNE 3
 THE DRAFT**

Interviewing Date 5/12-17/44
 Survey #318-T Question #6

Are you in favor of drafting 4-F's for jobs in war plants in order to release able-bodied men in those plants for military service?

Yes..... 78%
 No..... 18
 No opinion..... 4

**JUNE 3
 WARTIME EMPLOYMENT**

Interviewing Date 5/12-17/44
 Survey #318-K Question #6

A law has been proposed which would require every man of draft age in a war job to get permission from his draft board before he can quit his present job. If he quits without permission, he would be subject to draft into the army. Do you think this law should be passed?

Yes..... 56%
 No..... 32
 No opinion..... 12

**JUNE 7
 PRESIDENTIAL TRIAL HEAT**

Special Survey

Asked in Pennsylvania: If the presidential election were held today and if Franklin Roosevelt were running against Thomas Dewey, which one would you vote for?

Roosevelt..... 52%
 Dewey..... 48

**JUNE 9
 PRESIDENTIAL TRIAL HEAT**

Special Survey

Asked in Illinois: If the presidential election were held today and if Franklin Roosevelt were running against Thomas Dewey, which one would you vote for?

Roosevelt..... 47%
 Dewey..... 53

Cook County Only

Roosevelt..... 54%
 Dewey..... 46

**JUNE 10
 GERMANY**

Interviewing Date 4/14-19/44
 Survey #316-K Question #9a

As soon as Germany is defeated, do you think she will start making plans for another world war?

Yes..... 60%
 No..... 21
 No opinion..... 19

**JUNE 11
PRESIDENTIAL TRIAL HEAT**

Interviewing Date 5/25-30/44
Survey #319-K Question #6a

If the presidential election were held today and if Franklin Roosevelt were running against Thomas Dewey, which one would you vote for?

Union Members Only

Roosevelt..... 66%
Dewey..... 34

Skilled, Semiskilled, and Unskilled Only

Roosevelt..... 59%
Dewey..... 41

**JUNE 14
PRESIDENTIAL TRIAL HEAT**

Special Survey

Asked in Michigan: If the presidential election were held today and if Franklin Roosevelt were running against Thomas Dewey, which one would you vote for?

Roosevelt..... 46%
Dewey..... 54

**JUNE 16
PRESIDENTIAL TRIAL HEAT**

Special Survey

Asked in New Jersey: If the presidential election were held today and if Franklin Roosevelt were running against Thomas Dewey, which one would you vote for?

Roosevelt..... 51%
Dewey..... 49

**JUNE 16
PRESIDENTIAL TRIAL HEAT**

Special Survey

Asked in Massachusetts: If the presidential election were held today and if Franklin Roosevelt were running against Thomas Dewey, which one would you vote for?

Roosevelt..... 53%
Dewey..... 47

**JUNE 19
REPUBLICAN PLATFORM**

Interviewing Date 5/25-30/44
Survey #319-K Question #12a

Asked of Republicans: Is there any particular idea or plank that you would like your party to include in its platform for the coming presidential election?

The following are listed — in addition to the obvious pledge to support the war — according to frequency of mention:

- Eliminate wasteful non-war spending
- Stricter control of labor unions
- Steps should be taken to prevent a postwar depression
- Cut down on federal control wherever possible
- Support for some sort of world union
- Support for a Constitutional amendment limiting a President's tenure to two terms

**JUNE 21
PRESIDENTIAL TRIAL HEAT**

Special Survey

Asked in Indiana: If the presidential election were held today and if Franklin Roosevelt were running against Thomas Dewey, which one would you vote for?

Roosevelt..... 44%
Dewey..... 56

JUNE 22

REPUBLICAN PRESIDENTIAL CANDIDATES

Special Survey

Asked of Republicans: Whom would you like to see the Republican party nominate for President?

New England States

Dewey.....	64%
Bricker.....	14
Stassen.....	4
Others.....	18

Middle Atlantic States

Dewey.....	66%
Bricker.....	7
Stassen.....	4
Others.....	23

JUNE 23

REPUBLICAN PRESIDENTIAL CANDIDATES

Special Survey

Asked of Republicans: Whom would you like to see the Republican party nominate for President?

Pacific States Only

Dewey.....	63%
Bricker.....	6
Stassen.....	6
Others.....	25

Mountain States Only

Dewey.....	54%
Bricker.....	7
Stassen.....	5
Others.....	34

Southern States Only

Dewey.....	59%
Bricker.....	10
Stassen.....	6
Others.....	25

JUNE 25

REPUBLICAN PRESIDENTIAL CANDIDATES

Special Survey

Asked of Republicans: Whom would you like to see the Republican party nominate for President?

East Central States Only

Dewey.....	45%
Bricker.....	21
Stassen.....	4
Others.....	30

West Central States Only

Dewey.....	58%
Bricker.....	8
Stassen.....	15
Others.....	19

JUNE 26

REPUBLICAN PRESIDENTIAL CANDIDATES

Interviewing Date 6/9-14/44
Survey #320-K

Question #3

Asked of Republicans: Whom would you like to see the Republican party nominate for President?

Dewey.....	58%
Bricker.....	12
Stassen.....	6
Others.....	24

By Region
New England

Dewey.....	64%
Bricker.....	14
Stassen.....	4
Others.....	18

Middle Atlantic

Dewey.....	66%
Bricker.....	7
Stassen.....	4
Others.....	23

East Central

Dewey.....	45%
Bricker.....	21
Stassen.....	4
Others.....	30

West Central

Dewey.....	58%
Bricker.....	8
Stassen.....	15
Others.....	19

South

Dewey.....	59%
Bricker.....	10
Stassen.....	6
Others.....	25

Mountain

Dewey.....	54%
Bricker.....	7
Stassen.....	5
Others.....	34

Pacific

Dewey.....	63%
Bricker.....	6
Stassen.....	6
Others.....	25

JUNE 28
THE DE GAULLE GOVERNMENT

Interviewing Date 6/9-14/44
Survey #320-K Question #8b

Have you heard or read about the de Gaulle Committee?

Yes..... 50%
No..... 50

Interviewing Date 6/9-14/44
Survey #320-K Question #8c

Asked of those who responded in the affirmative: Should the United States recognize the de Gaulle Committee as the provisional government of France?

Yes..... 66%
No..... 34

JUNE 30
REGULATION OF EMPLOYMENT

Interviewing Date 6/9-14/44
Survey #320-T Question #2

After July 1 no employer hiring more than eight people can hire men between 18 and 65 without getting approval of the United States Employment Service. Do you approve or disapprove of this measure?

Approve..... 33%
Disapprove..... 53
No opinion..... 14

JULY 2
LEAGUE OF NATIONS

Interviewing Date 6/9-14/44
Survey #320-K Question #7

If a new council or union of nations is formed after the war to take the place of the old League of Nations, should this country join?

Yes..... 72%
 No..... 13
 No opinion..... 15

By Political Affiliation

Democrats

Yes..... 74%
 No..... 10
 No opinion..... 16

Republicans

Yes..... 70%
 No..... 15
 No opinion..... 15

Midwest Only

Yes..... 71%
 No..... 13
 No opinion..... 16

JULY 5

PRESIDENTIAL TENURE

Interviewing Date 6/9-14/44
 Survey #320-T Question #10

Would you favor adding a law to the Constitution that would prevent any President of the United States from being reelected after this year's election if he has already served two terms?

Favor..... 62%
 Oppose..... 32
 No opinion..... 6

Roosevelt Supporters Only

Favor..... 44%
 Oppose..... 56

Dewey Supporters Only

Favor..... 88%
 Oppose..... 12

Among the Roosevelt supporters, 8% say they have no opinion. Among the Dewey supporters, the no opinion vote is 3%.

JULY 7

DURATION OF WAR

Interviewing Date 6/22-27/44
 Survey #321-K Question #1a

When do you think the war with Germany will end?

In 1944..... 59%
 First half of 1945..... 28
 Second half of 1945..... 3
 1946 or later..... 6
 No opinion..... 4

Interviewing Date 6/22-27/44
 Survey #321-K Question #1b

When do you think the war with Japan will end?

In 1944..... 14%
 First half of 1945..... 49
 Second half of 1945..... 21
 1946 or later..... 11
 No opinion..... 5

JULY 8

SCRAP PAPER DRIVE

Interviewing Date 6/9-14/44
 Survey #320-K Question #11a

Are you saving scrap paper regularly?

Yes..... 61%
 No..... 39

JULY 10

PRESIDENTIAL TRIAL HEAT

Special Survey

Asked in New York: If the presidential election were held today and if Franklin Roosevelt were running against Thomas Dewey, which one would you vote for?

Roosevelt..... 48%
 Dewey..... 52

Upstate Only

Roosevelt..... 41%
 Dewey..... 59

New York City Only

Roosevelt..... 56%
 Dewey..... 44

**JULY 10
 PRESIDENT ROOSEVELT**

Interviewing Date 6/9-14/44
 Survey #320-K Question #6a

What would you say are the two main arguments for voting for Franklin Roosevelt?

He has a wider first-hand knowledge of the war situation than his opponent and is therefore better fitted by experience to handle it.

The middle of the war is no time to change administrations.

Interviewing Date 6/9-14/44
 Survey #320-K Question #6b

What would you say are the two main arguments for voting against Franklin Roosevelt?

His domestic policies have been wastefully and inefficiently carried out, with too much bureaucracy, red tape, and assertion of dictatorial power not only over the people, but over Congress.

No man should hold public office for as long as Roosevelt has. It is high time for a change.

**JULY 11
 C.I.O. POLITICAL ENDORSEMENT**

Interviewing Date 5/25-30/44
 Survey #319-K Question #10a

If the C.I.O. union supported a candidate, would you be more likely to vote for that candidate, or against him?

For..... 10%
 Against..... 53
 No difference..... 20
 No opinion..... 17

By Political Affiliation

Democrats

For..... 14%
 Against..... 43
 No difference..... 22
 No opinion..... 21

Republicans

For..... 6%
 Against..... 68
 No difference..... 14
 No opinion..... 12

Independents

For..... 9%
 Against..... 46
 No difference..... 28
 No opinion..... 17

**JULY 14
 RUSSIA**

Interviewing Date 6/9-14/44
 Survey #320-K Question #9

Do you think Russia can be trusted to cooperate with us when the war is over?

Yes..... 47%
 No..... 36
 No opinion..... 17

By Education

College

Yes.....	58%
No.....	32
No opinion.....	10

High School

Yes.....	51%
No.....	33
No opinion.....	16

Grade School

Yes.....	41%
No.....	39
No opinion.....	20

JULY 15
BEER AND THE NAVY

Interviewing Date 5/25-30/44
Survey #319-K Question #1

An officer in the navy says he thinks all navy men should be permitted to have beer on board navy ships. Do you agree or disagree?

Agree.....	46%
Disagree.....	46
No opinion.....	8

JULY 15
DEMOCRATIC VICE-PRESIDENTIAL CANDIDATES

Interviewing Date 7/8-13/44
Survey #322-T Question #6a

Asked of Democrats: Whom would you like to see the Democratic party nominate for Vice President?

Wallace.....	64%
Barkley.....	14
Byrd.....	6
Others.....	16

JULY 17
DEMOCRATIC PRESIDENTIAL CANDIDATES

Interviewing Date 6/22-27/44
Survey #321-K Question #3a

Asked of Democrats: Whom would you like to see nominated by the Democratic party for President?

Roosevelt.....	90%
Wallace.....	3
Hull.....	3
Byrd.....	2
Farley.....	1
Rayburn.....	.5
McNutt.....	.5

JULY 21
PARTY STRENGTH

Special Survey

Asked in the South: Do you think the South would be better off, in general, if there were two political parties of about equal strength instead of one strong party as there is at present?

Yes.....	64%
No.....	36

Twenty per cent expressed no opinion.

JULY 22
WAR BONDS AND STAMPS

Interviewing Date 6/22-27/44
Survey #321-K Question #18

Have you bought any war bonds or stamps yet?

Yes.....	82%
No.....	18

By Occupation

	Yes	No
Professional and business.....	88%	12%
White collar.....	88	12
Skilled, semiskilled workers.....	83	17
Unskilled workers.....	73	27
Farmers.....	80	20

By Community Size

100,000 and over.....	84%	16%
10,000-100,000.....	87	13
Towns under 10,000.....	80	20
Farm areas.....	80	20

JULY 24

REPUBLICAN PLATFORM

Interviewing Date 7/8-13/44
Survey #322-T

Question #7

Did you happen to read the Republican party platform drawn up at their convention in Chicago recently?

Yes.....	36%
No.....	64

Farmers Only

Yes.....	8%
No.....	92

JULY 28

POSTWAR EMPLOYMENT

Interviewing Date 7/8-13/44
Survey #322-T

Question #5f

Asked of persons in the civilian adult population who said they planned to work after the war: How certain are you that you will have a job after the war?

Very certain.....	40%
Fairly certain.....	25
Not at all certain.....	35

JULY 29

PRESIDENTIAL TRIAL HEAT

Interviewing Date 7/8-13/44
Survey #322-T

Question #11c

If the presidential election were held today, how would you vote — for Franklin Roosevelt or for Thomas Dewey?

Have Voted Before in Present Election District

Roosevelt.....	48%
Dewey.....	52

Have Not Voted Before in Present Election District

Roosevelt.....	59%
Dewey.....	41

JULY 30

PRESIDENTIAL TRIAL HEAT

Special Survey

If the presidential election were held today, how would you vote — for Franklin Roosevelt or for Thomas Dewey?

Illinois Only

Roosevelt.....	46%
Dewey.....	54

Ohio Only

Roosevelt.....	46%
Dewey.....	54

Michigan Only

Roosevelt.....	43%
Dewey.....	57

Indiana Only

Roosevelt.....	43%
Dewey.....	57

**AUGUST 1
PRESIDENTIAL TRIAL HEAT**

Special Survey

If the presidential election were held today, how would you vote — for Franklin Roosevelt or for Thomas Dewey?

Deep South Only

	Roosevelt	Dewey
Alabama.....	80%	20%
Arkansas.....	78	22
Florida.....	68	32
Georgia.....	84	16
Louisiana.....	76	24
Mississippi.....	84	16
South Carolina.....	89	11
Texas.....	75	25

**AUGUST 3
PRESIDENTIAL TRIAL HEAT**

Special Survey

Asked in Massachusetts: If the presidential election were held today, how would you vote — for Franklin Roosevelt or for Thomas Dewey?

Roosevelt.....	52%
Dewey.....	48

**AUGUST 5
ROBOT BOMBS**

Interviewing Date 7/20-25/44
Survey #323-K

Question #1a

A Swedish newspaperman says the Germans are now building robot bombs which can hit cities on our East Coast. Do you believe this is true?

Yes.....	20%
No.....	61
No opinion.....	19

Interviewing Date 7/20-25/44
Survey #323-K

Question #1b

Do you think that in another 25 years such flying bombs will be able to cross the Atlantic Ocean?

Yes.....	70%
No.....	10
No opinion.....	20

**AUGUST 6
PRESIDENTIAL TRIAL HEAT**

Special Survey

If the presidential election were held today, how would you vote — for Franklin Roosevelt or for Thomas Dewey?

California Only

Roosevelt.....	53%
Dewey.....	47

Washington Only

Roosevelt.....	53%
Dewey.....	47

Oregon Only

Roosevelt.....	49%
Dewey.....	51

**AUGUST 8
PRESIDENTIAL TRIAL HEAT**

Special Survey

If the presidential election were held today, how would you vote — for Franklin Roosevelt or for Thomas Dewey?

Iowa Only

Roosevelt.....	44%
Dewey.....	56

Minnesota Only

Roosevelt.....	47%
Dewey.....	53

Wisconsin Only

Roosevelt.....	44%
Dewey.....	56

**AUGUST 10
PRESIDENTIAL TRIAL HEAT**

Special Survey

If the presidential election were held today, how would you vote — for Franklin Roosevelt or for Thomas Dewey?

North Dakota Only

Roosevelt.....	38%
Dewey.....	62

South Dakota Only

Roosevelt.....	37%
Dewey.....	63

Kansas Only

Roosevelt.....	34%
Dewey.....	66

Nebraska Only

Roosevelt.....	33%
Dewey.....	67

**AUGUST 11
REBUILDING OF RUSSIAN CITIES**

Interviewing Date 7/20-25/44
Survey #323-K

Question #2

After the war should three or four million German men be required to spend two or three years helping rebuild cities in Russia that they have destroyed?

Yes.....	61%
No.....	25
No opinion.....	14

**AUGUST 12
PRESIDENTIAL TRIAL HEAT**

Special Survey

If the presidential election were held today, how would you vote — for Franklin Roosevelt or for Thomas Dewey?

Rocky Mountain States Only

	Roosevelt	Dewey
Colorado.....	45%	55%
Idaho.....	47	53
Wyoming.....	45	55
Montana.....	57	43
Arizona.....	58	42
Utah.....	57	43
Nevada.....	56	44
New Mexico.....	56	44

**AUGUST 15
BRITISH VIEWS ON AMERICAN
POLITICS**

Special Survey

Asked in Great Britain: Can you tell me the name of the man selected to run on the ticket with President Roosevelt?

Correct (Truman).....	64%
Incorrect, no opinion.....	36

Asked in Great Britain: Can you tell me the name of Mr. Dewey's Republican running mate?

Correct.....	62%
Incorrect, no opinion.....	38

**AUGUST 16
PRESIDENTIAL TRIAL HEAT**

Special Survey

If the presidential election were held today, how would you vote — for Franklin Roosevelt or for Thomas Dewey?

Virginia Only

Roosevelt..... 64%
Dewey..... 36

North Carolina Only

Roosevelt..... 67%
Dewey..... 33

Tennessee Only

Roosevelt..... 67%
Dewey..... 33

**AUGUST 19
PRESIDENTIAL ELECTION**

Interviewing Date 7/20-25/44
Survey #323-K Question #4

Regardless of how you yourself plan to vote, which presidential candidate do you think will win — Franklin Roosevelt or Thomas Dewey?

Roosevelt..... 71%
Dewey..... 17
Undecided..... 12

**AUGUST 20
PRESIDENTIAL TRIAL HEAT**

Special Survey

If the presidential election were held today, how would you vote — for Franklin Roosevelt or for Thomas Dewey?

Missouri Only

Roosevelt..... 49%
Dewey..... 51

Kentucky Only

Roosevelt..... 54%
Dewey..... 46

Oklahoma Only

Roosevelt..... 51%
Dewey..... 49

West Virginia Only

Roosevelt..... 53%
Dewey..... 47

Maryland Only

Roosevelt..... 52%
Dewey..... 48

**AUGUST 23
PRESIDENTIAL TRIAL HEAT**

Special Survey — Summary

If the presidential election were held today, how would you vote — for Franklin Roosevelt or for Thomas Dewey?

Safe for Roosevelt

	Roosevelt	Dewey
South Carolina.....	89%	11%
Georgia.....	84	16
Mississippi.....	84	16
Alabama.....	80	20
Arkansas.....	78	22
Louisiana.....	76	24
Texas.....	75	25
Florida.....	68	32
Tennessee.....	67	33
North Carolina.....	67	33
Virginia.....	64	36
Arizona.....	58	42
Montana.....	57	43
Utah.....	57	43
Nevada.....	56	44
New Mexico.....	56	44
Kentucky.....	54	46

157 electoral votes.

Leaning Toward Roosevelt

	Roosevelt	Dewey
West Virginia.....	53%	47%
Washington.....	53	47
California.....	53	47
Maryland.....	52	48
Massachusetts.....	52	48

Pennsylvania.....	52	48
Oklahoma.....	51	49
Rhode Island.....	51	49
New Hampshire.....	51	49
Connecticut.....	51	49
Delaware.....	51	49

129 electoral votes.

Safe for Dewey

Nebraska.....	33%	67%
Kansas.....	34	66
South Dakota.....	37	63
North Dakota.....	38	62
Michigan.....	43	57
Indiana.....	43	57
Iowa.....	44	56
Wisconsin.....	44	56
Wyoming.....	45	55
Colorado.....	45	55
Vermont.....	46	54
Illinois.....	46	54
Ohio.....	46	54

141 electoral votes.

Leaning Toward Dewey

Idaho.....	47%	53%
Minnesota.....	47	53
Maine.....	47	53
New York.....	48	52
Oregon.....	49	51
Missouri.....	49	51
New Jersey.....	49	51

104 electoral votes.

The soldier vote is not included.

AUGUST 25

PRESIDENTIAL TRIAL HEAT

Special Survey

If the presidential election were held today, how would you vote — for Franklin Roosevelt or for Thomas Dewey?

Businessmen Only

Roosevelt.....	37%
Dewey.....	63

Professionals Only

Roosevelt.....	39%
Dewey.....	61

AUGUST 26

REGULATION OF EMPLOYMENT

Interviewing Date 7/8-13/44
Survey #322-T

Question #1a

Have you heard or read about the new ruling that requires men to get permission from the United States Employment Service before taking a new job in a business firm or factory?

Yes.....	70%
No.....	30

Interviewing Date 7/8-13/44
Survey #322-T

Question #1c

Asked of those answering in the affirmative: Will you tell me whether you are for or against this ruling?

For.....	51%
Against.....	37
No opinion.....	12

AUGUST 27

PRESIDENTIAL TRIAL HEAT

Special Survey

Asked of farmers: If the presidential election were held today, how would you vote — for Franklin Roosevelt or for Thomas Dewey?

Roosevelt.....	45%
Dewey.....	55

Midwestern Farmers Only

Roosevelt.....	38%
Dewey.....	62

**AUGUST 30
FRANKLIN ROOSEVELT'S HEALTH**

Interviewing Date 7/20-25/44
Survey #323-K Question #10

Do you think that President Roosevelt's health will or will not permit him to carry on the responsibility of the presidency for another four years?

Will permit him..... 66%
Will not..... 34

Roosevelt Supporters Only

Will permit him..... 84%
Will not..... 16

Dewey Supporters Only

Will permit him..... 45%
Will not..... 55

**SEPTEMBER 2
POSTWAR GERMANY**

Interviewing Date 8/3-8/44
Survey #324-K Question #1c

Do you think the Allies should supervise the education and training of German youth after this war?

Yes..... 66%
No..... 19
No opinion..... 15

Interviewing Date 8/3-8/44
Survey #324-K Question #1b

About how long do you think we should keep some of our armed forces in Germany to maintain peace and order after the war?

6 months and under..... 13%
1 year..... 20
2 to 3 years..... 18
4 to 10 years..... 21
Over 10 years..... 14
Don't know..... 14

**SEPTEMBER 4
PRESIDENTIAL TRIAL HEAT**

Interviewing Date 8/18-23/44
Survey #325-K Question #4a

If the presidential election were held today, how would you vote — for Franklin Roosevelt or for Thomas Dewey?

By Occupation

	Roosevelt	Dewey
Business.....	37%	63%
Professional.....	39	61
White collar.....	48	52
Skilled.....	54	46
Semiskilled.....	59	41
Unskilled.....	63	37

**SEPTEMBER 6
PRESIDENTIAL TRIAL HEAT**

Special Survey

If the presidential election were held today, how would you vote — for Franklin Roosevelt or for Thomas Dewey?

Roosevelt..... 49%
Dewey..... 51

These figures are based on the 75% of those interviewed who say they are "absolutely certain" that they will vote in the election.

**SEPTEMBER 8
UNEMPLOYED VETERANS**

Interviewing Date 8/18-23/44
Survey #325-T Question #1a

When the war is over and many soldiers return to civilian life, they may not find jobs. Do you think the Government should give soldiers money if they find themselves out of work after the war?

Yes..... 83%
No..... 13
No opinion..... 4

Interviewing Date 8/18-23/44
Survey #325-T

Question #1b

Asked of those who answered in the affirmative: How much should the Government give per week to a married veteran with two children, while he is unemployed?

Under \$20 weekly.....	6%
\$20 weekly.....	9
\$25.....	20
\$30.....	12
\$35.....	8
\$40.....	5
Over \$40.....	7
Estimate.....	16
	<hr/> 83%

Interviewing Date 8/18-23/44
Survey #325-T

Question #2a

Should the Government give war workers money if they find themselves out of work when the war is over or nearly over?

Yes.....	21%
No.....	71
No opinion.....	8

**SEPTEMBER 8
UNEMPLOYMENT COMPENSATION**

Interviewing Date 8/18-23/44
Survey #325-T

Question #2c

Should unemployment payments be handled by each state government or by the Federal Government in Washington?

States.....	52%
Federal Government.....	48

**SEPTEMBER 11
PRESIDENTIAL TRIAL HEAT**

Special Survey

Asked in Maine: If the presidential election were held today, how would you vote — for Franklin Roosevelt or for Thomas Dewey?

Roosevelt.....	46%
Dewey.....	54

**SEPTEMBER 13
PRESIDENTIAL TRIAL HEAT**

Special Survey

If the presidential election were held today, how would you vote — for Franklin Roosevelt or for Thomas Dewey?

Michigan Only

Roosevelt.....	45%
Dewey.....	55

Iowa Only

Roosevelt.....	45%
Dewey.....	55

Nebraska Only

Roosevelt.....	34%
Dewey.....	66

**SEPTEMBER 15
PRESIDENTIAL TRIAL HEAT**

Special Survey

If the presidential election were held today, how would you vote — for Franklin Roosevelt or for Thomas Dewey?

Washington Only

Roosevelt.....	55%
Dewey.....	45

Idaho Only

Roosevelt.....	48%
Dewey.....	52

**SEPTEMBER 16
PRESIDENTIAL TRIAL HEAT**

Special Survey

Asked in Oregon: If the presidential election were held today, how would you vote —

for Franklin Roosevelt or for Thomas Dewey?

Roosevelt.....	51%
Dewey.....	49

**SEPTEMBER 17
PRESIDENTIAL TRIAL HEAT**

Special Survey

If the presidential election were held today, how would you vote — for Franklin Roosevelt or for Thomas Dewey?

California Only

Roosevelt.....	55%
Dewey.....	45

Oklahoma Only

Roosevelt.....	51%
Dewey.....	49

**SEPTEMBER 20
PRESIDENTIAL TRIAL HEAT**

Interviewing Date 9/14-19/44
Survey #328 Question #5a

If the presidential election were held today, how would you vote — for Franklin Roosevelt or for Thomas Dewey?

C.I.O. Members Only

Roosevelt.....	72%
Dewey.....	28

A.F. of L. Members Only

Roosevelt.....	63%
Dewey.....	37

**SEPTEMBER 23
DURATION OF WAR**

Interviewing Date 9/14-19/44
Survey #328 Question #1

How much longer do you think the war with Germany will last?

Less than 1 month.....	5%
1 month.....	18
2 months.....	25
3 months.....	19
4 months.....	9
5 months.....	2
6 months.....	9
More than 6 months.....	7
No opinion.....	6

**SEPTEMBER 27
PARTY STRENGTH**

Interviewing Date 9/14-19/44
Survey #328 Question #7

In politics as of today, do you consider yourself a Republican, a Democrat, Socialist, or Independent?

Republican.....	39%
Democrat.....	41
Independent.....	20
Socialist.....	*

*Less than 1%.

**SEPTEMBER 28
PRESIDENTIAL TRIAL HEAT**

Interviewing Date 9/14-19/44
Survey #328 Question #6

Asked of Independents: If the presidential election were held today, how would you vote — for Franklin Roosevelt or for Thomas Dewey?

Roosevelt.....	55%
Dewey.....	45

Twenty per cent expressed no opinion.

**SEPTEMBER 29
UNIVERSAL MILITARY TRAINING**

Interviewing Date 8/31-9/4/44
Survey #326 Question #9

After this war is over, do you think every

able-bodied young man should be required to serve one year in the army or navy?

Yes..... 63%
 No..... 23
 No opinion..... 14

By Sex

Men

Yes..... 65%
 No..... 23
 No opinion..... 12

Women

Yes..... 62%
 No..... 23
 No opinion..... 15

By Age

21-29 Years

Yes..... 61%
 No..... 24
 No opinion..... 15

30-49 Years

Yes..... 69%
 No..... 19
 No opinion..... 12

50 Years and Over

Yes..... 58%
 No..... 27
 No opinion..... 15

**SEPTEMBER 30
 DURATION OF WAR**

Interviewing Date 9/22-27/44
 Survey #329

Question #1

How much longer do you think the war with Japan will last?

Will end in 1944..... 4%
 Will end in 1945..... 60
 Will end in 1946..... 28
 Will end in 1947 or later..... 8

**OCTOBER 1
 BRITISH VIEWS ON EUROPEAN WAR**

Special Survey

The following questions were asked in Great Britain: Should Hitler, Himmler, Goering, and other Nazi leaders be punished after the war?

Yes..... 97%
 No..... 2
 Uncertain..... 1

If yes, how should they be punished?

Executed..... 53%
 Exiled..... 25
 Other punishment (mainly torture)..... 22

Should Germans who have committed crimes against other Germans be punished by the United Nations, or by the German people?

United Nations..... 67%
 Germans..... 26
 Uncertain..... 7

Should Germany be forced to make good the war damage she has done?

Yes..... 88%
 No..... 6
 Uncertain..... 6

If so, how?

By money payments..... 37%
 By goods..... 16
 By forced labor..... 47

If German men are going to be sent to other countries to repair damage, should they be drafted from the German population as a whole, from among German war prisoners, or only from the ranks of Nazis guilty of war crimes?

From population as a whole.....	41%
From war prisoners.....	13
From guilty Nazis.....	46

How long do you think it will be necessary to occupy Germany with armed forces after the war?

Always.....	9%
30 yrs.....	12
20 yrs.....	16
10 yrs.....	25
5 yrs.....	21
Less than 5 yrs.....	16
Uncertain.....	1

Would you approve or disapprove of depriving Germany of all arms and armed forces?

Approve.....	94%
Disapprove.....	4
Uncertain.....	2

If so, for how long?

Always.....	31%
30 yrs.....	22
20 yrs.....	19
10 yrs.....	14
5 yrs.....	7
Less than 5 yrs.....	3
Uncertain.....	4

Would you approve or disapprove of splitting Germany permanently into a number of smaller states?

Approve.....	56%
Disapprove.....	23
Uncertain.....	21

In general, do you approve or disapprove of the idea of giving portions of Germany to other countries?

Approve.....	48%
Disapprove.....	35
Uncertain.....	17

Specifically, would you approve or disapprove of the following: Giving East Prussia and parts of East Germany to Poland?

Approve.....	53%
Disapprove.....	25
Uncertain.....	22

Permanently taking over the whole Ruhr and Rhineland, making it into a zone under international administration?

Approve.....	66%
Disapprove.....	17
Uncertain.....	17

Which do you think is more likely to insure future peace in Europe — a hard peace on Germany, or a soft peace?

Hard peace.....	80%
Soft peace.....	8
Uncertain.....	12

OCTOBER 2

PARTY STRENGTH

Interviewing Date 9/22-27/44
Survey #329

Question #9c

As you feel today, would you be more likely to vote for the Democratic or the Republican candidate for Congress from your district?

Republican.....	50.5%
Democratic.....	49.5

OCTOBER 6

PRESIDENTIAL TRIAL HEAT

Interviewing Date 9/22-27/44
Survey #329

Question #5a

If the presidential election were held today, how would you vote — for Franklin Roosevelt or for Thomas Dewey?

Roosevelt..... 51%
 Dewey..... 49

This does not include any soldier votes.

**OCTOBER 9
 PRESIDENTIAL TRIAL HEAT**

Interviewing Date 9/22-27/44
 Survey #329 Question #5a

*If the presidential election were held today,
 how would you vote — for Franklin Roose-
 velt or for Thomas Dewey?*

By Education

	Roosevelt	Dewey
College.....	35%	65%
High School.....	47	53
Grade School.....	58	42

**OCTOBER 11
 PRESIDENTIAL TRIAL HEAT**

Special Survey
*If the presidential election were held today,
 how would you vote — for Franklin Roose-
 velt or for Thomas Dewey?*

Ohio Only

Roosevelt..... 47%
 Dewey..... 53

Minnesota Only

Roosevelt..... 52%
 Dewey..... 48

Missouri Only

Roosevelt..... 50%
 Dewey..... 50

Nebraska Only

Roosevelt..... 36%
 Dewey..... 64

North Dakota Only

Roosevelt..... 45%
 Dewey..... 55

Michigan Only

Roosevelt..... 46%
 Dewey..... 54

**OCTOBER 13
 PRESIDENTIAL TRIAL HEAT**

Special Survey
*If the presidential election were held today,
 how would you vote — for Franklin Roose-
 velt or for Thomas Dewey?*

Mountain States Only

	Roosevelt	Dewey
Montana.....	53%	47%
Arizona.....	58	42
Colorado.....	45	55
Idaho.....	48	52
Wyoming.....	44	56
Utah.....	57	43
Nevada.....	53	47
New Mexico.....	49	51

Pacific States Only

California.....	53	47
Oregon.....	50	50
Washington.....	54	46

**OCTOBER 14
 PRESIDENTIAL TRIAL HEAT**

Special Survey
*If the presidential election were held today,
 how would you vote — for Franklin Roose-
 velt or for Thomas Dewey?*

Southern States Only

	Roosevelt	Dewey
South Carolina.....	91%	9%
Mississippi.....	87	13
Georgia.....	83	17

	Roosevelt	Dewey
Alabama.....	78	22
Louisiana.....	77	23
Arkansas.....	74	26
Texas.....	74	26
Florida.....	74	26
North Carolina.....	71	29
Tennessee.....	67	33
Virginia.....	64	36
Kentucky.....	55	45
Oklahoma.....	51	49

**OCTOBER 16
PRESIDENTIAL TRIAL HEAT**

Special Survey

If the presidential election were held today, how would you vote — for Franklin Roosevelt or for Thomas Dewey?

	No. of States	Electoral Vote
Roosevelt.....	25	243
Dewey.....	19	228
On the line.....	4	60

266 electoral votes are needed to win the election.

**OCTOBER 18
PRESIDENTIAL TRIAL HEAT**

Interviewing Date 10/12-17/44
Survey #331-S Question #8a

If the presidential election were held today, how would you vote — for Franklin Roosevelt or for Thomas Dewey?

C.I.O. Members Only

Roosevelt.....	72%
Dewey.....	28

A.F.L. Members Only

Roosevelt.....	64%
Dewey.....	36

**OCTOBER 21
PRESIDENTIAL TRIAL HEAT**

Interviewing Date 10/14-19/44
Survey #332 Question #8a

If the presidential election were held today, how would you vote — for Franklin Roosevelt or for Thomas Dewey?

By Age

	Roosevelt	Dewey
21-29 Years.....	59%	41%
30-49 Years.....	51	49
50 Years and over.....	47	53

**OCTOBER 24
THIRD PARTY VOTE**

Special Survey

Do you plan to vote for a third-party candidate in the November presidential election?

Yes.....	0.7%
No.....	99.3

**OCTOBER 28
PRESIDENTIAL TRIAL HEAT**

Special Survey

If the presidential election were held today, how would you vote — for Franklin Roosevelt or for Thomas Dewey?

Upstate New York Only

Roosevelt.....	40%
Dewey.....	60

New York City Only

Roosevelt.....	57%
Dewey.....	43

**NOVEMBER 1
PRESIDENTIAL TRIAL HEAT**

Special Survey

If the presidential election were held today,

how would you vote — for Franklin Roosevelt or for Thomas Dewey?

New York Only	
Roosevelt.....	49%
Dewey.....	51
New Jersey Only	
Roosevelt.....	49%
Dewey.....	51
Massachusetts Only	
Roosevelt.....	50%
Dewey.....	50
Connecticut Only	
Roosevelt.....	52%
Dewey.....	48
Pennsylvania Only	
Roosevelt.....	50%
Dewey.....	50

**NOVEMBER 3
VOTER AWARENESS**

Interviewing Date 10/14-19/44
Survey #332 Question #9a
Will you tell me who the Democratic vice-presidential candidate is?

Roosevelt Supporters Only	
Correct answer (Truman).....	55%
Incorrect answer.....	45

Dewey Supporters Only	
Correct answer.....	69%
Incorrect answer.....	31

Interviewing Date 10/14-19/44
Survey #332 Question #9b
Will you tell me who the Republican vice-presidential candidate is?

Roosevelt Supporters Only	
Correct answer (Bricker).....	54%
Incorrect answer.....	46

Dewey Supporters Only

Correct answer.....	81%
Incorrect answer.....	19

**NOVEMBER 5
PRESIDENTIAL TRIAL HEAT**

Interviewing Date 10/28-11/3/44
Survey #334 Question #5
If the presidential election were held today, how would you vote — for Franklin Roosevelt or for Thomas Dewey?

By Sex

	Roosevelt	Dewey
Men.....	49%	51%
Women.....	52	48

**NOVEMBER 6
PRESIDENTIAL TRIAL HEAT —
FINAL POLL**

Special Survey
If the presidential election were held today, how would you vote — for Franklin Roosevelt or for Thomas Dewey?

States Definitely for Roosevelt

	Roosevelt	Dewey
South Carolina.....	89%	11%
Mississippi.....	89	11
Georgia.....	81	19
Texas.....	78	22
Louisiana.....	78	22
Alabama.....	78	22
Arkansas.....	72	28
Florida.....	71	29
North Carolina.....	71	29
Tennessee.....	64	36
Virginia.....	64	36
Arizona.....	58	42
Rhode Island.....	56	44
Utah.....	56	44
Washington.....	54	46
Kentucky.....	54	46
Nevada.....	54	46
Montana.....	54	46

165 electoral votes.

States Definitely for Dewey

	<i>Roosevelt</i>	<i>Dewey</i>
Kansas.....	36%	64%
South Dakota.....	36	64
Nebraska.....	38	62
North Dakota.....	38	62
Colorado.....	44	56
Iowa.....	44	56
Wisconsin.....	44	56
Vermont.....	45	55
Indiana.....	45	55
Michigan.....	46	54

85 electoral votes.

Pivotal States

	<i>53%</i>	<i>47%</i>
California.....	53	47
Maryland.....	52	48
Connecticut.....	51	49
Pennsylvania.....	51	49
Massachusetts.....	51	49
New Hampshire.....	51	49
Oklahoma.....	51	49
Oregon.....	51	49
Idaho.....	51	49
West Virginia.....	51	49
Delaware.....	51	49
New York.....	50-	50+
Missouri.....	49	51
New Mexico.....	49	51
Illinois.....	49	51
Maine.....	48	52
Ohio.....	48	52
New Jersey.....	48	52
Wyoming.....	47	53
Minnesota.....	47	53

281 electoral votes.

These figures do not include any soldier votes.

**NOVEMBER 11
PRESIDENTIAL ELECTION —
ANALYSIS**

Final comparisons must wait until complete and official election returns are made public. But on the basis of virtually complete returns to date,

Roosevelt received 53.3% of the total major-party vote cast, including both civilian and soldier votes, or an estimated 52.3% of the civilian votes only, excluding soldiers.

Since military regulations did not permit the poll-takers to question soldiers, their forecasts — and this is important to remember — excluded the soldier vote.

Following is the record of the three major poll-takers — Elmo Roper (Fortune Survey), the Crossley Poll, conducted by Archibald Crossley, and the Institute poll — as compared to the civilian popular vote of 52.3% for Roosevelt at last reports.

	<i>Forecast for Roosevelt</i>	<i>Error</i>
Roper.....	53.6%	1.3
Crossley.....	51.2	1.1
Institute.....	51.5	.8

Returns to date make it appear that the Institute's error state-by-state — it gave popular vote figures on each of the 48 states — averaged only 2.2 percentage points.

Following is the record for the 48 states, based on latest available election returns which are about 98% complete for the nation.

	<i>Roosevelt (All Votes)</i>	<i>Roosevelt (Civilian Votes)</i>	<i>Roosevelt Poll</i>	<i>Deviation</i>
Arizona.....	59%	58%	58%	0
Oregon.....	52	51	51	0
Pennsylvania.....	51	51	51	0
Montana.....	55	54	54	0
New Hampshire...	52	51	51	0
Massachusetts....	52	51	51	0
Connecticut.....	52.5	51.5	52	+ .5
Arkansas.....	71.5	71.5	72	+ .5
Idaho.....	51.5	50.5	51	+ .5
Ohio.....	49.5	48.5	48	- .5
Kentucky.....	54.5	53.5	54	+ .5
Colorado.....	45	45	44	-1
Florida.....	70	70	71	+1
Indiana.....	47	46	45	-1

Wyoming.....	49	48	47	-1
South Carolina....	87.5	87.5	89	-1.5
New Jersey.....	50.5	49.5	48	-1.5
New York.....	52	51	49.5	-1.5
North Carolina...	69.5	69.5	71	+1.5
Maine.....	47.5	46.5	48	+1.5
Maryland.....	51.5	51.5	53	+1.5
Rhode Island.....	58	58	56	-2
Missouri.....	51	51	49	-2
Nevada.....	53	52	54	+2
Illinois.....	52	51	49	-2
Kansas.....	39	38	36	-2
Virginia.....	62.5	62	64	+2
Delaware.....	54.5	53.5	51	-2.5
Georgia.....	83.5	83.5	81	-2.5
Nebraska.....	41.5	40.5	38	-2.5
Iowa.....	47.5	46.5	44	-2.5
New Mexico.....	53	52	49	-3
Louisiana.....	81	81	78	-3
Michigan.....	50	49	46	-3
Vermont.....	43	42	45	+3
Alabama.....	81.5	81.5	78	-3.5
Oklahoma.....	55.5	54.5	51	-3.5
Texas.....	81.5	81.5	78	-3.5
Mississippi.....	92.5	92.5	89	-3.5
Washington.....	57.5	57.5	54	-3.5
West Virginia.....	56	55	51	-4
California.....	57	57	53	-4
Wisconsin.....	49	48	44	-4
Tennessee.....	61	60	64	+4
South Dakota....	41.5	40.5	36	-4.5
Minnesota.....	52.5	51.5	47	-4.5
Utah.....	61	61	56	-5
North Dakota....	46	46	38	-8

**NOVEMBER 13
POISON GAS**

Interviewing Date 9/22-27/44
Survey #329

Question #2a

If it means an earlier end of the war in the Pacific, would you approve or disapprove of the Allies using poison gas against Japanese cities?

Approve.....	23%
Disapprove.....	71
No opinion.....	6

Interviewing Date 9/22-27/44
Survey #329

Question #2b

If it means an earlier end of the war in Europe, would you approve or disapprove of the Allies using poison gas against German cities?

Approve.....	20%
Disapprove.....	76
No opinion.....	4

**NOVEMBER 15
UNITED NATIONS**

Special Survey

Asked of Britons: Should the United Nations adopt the principle of using force against aggressor nations when this war has ended?

Yes.....	77%
No.....	10
No opinion.....	13

**NOVEMBER 17
PROHIBITION**

Interviewing Date 10/28-11/2/44
Survey #334

Question #1

If the question of national prohibition should come up again, would you vote "wet" or "dry"?

Wet.....	63%
Dry.....	37

By Sex

		<i>Wet</i>	<i>Dry</i>
Men.....	69%	31%	
Women.....	56	44	

**NOVEMBER 18
MAIN CAMPAIGN ISSUES IN
RETROSPECT**

Interviewing Date 8/3-8/44
Survey #324-K Question #5

In your opinion, which man is more likely to get the war over in the shortest time — Thomas Dewey or Franklin Roosevelt?

Dewey 22%
Roosevelt 44
No opinion 34

Interviewing Date 8/3-8/44
Survey #324-K Question #6

In your opinion, which man is likely to do the best job of dealing with foreign nations and preventing future wars — Thomas Dewey or Franklin Roosevelt?

Dewey 30%
Roosevelt 51
No opinion 19

Interviewing Date 8/3-8/44
Survey #324-K Question #4

In your opinion, which man will handle affairs best in this country during the next four years — Thomas Dewey or Franklin Roosevelt?

Dewey 41%
Roosevelt 48
No opinion 11

**NOVEMBER 20
GERMANY**

Interviewing Date 10/5-10/44
Survey #330 Question #2

What do you think we should do with Germany, as a country, after the war?

Supervise, control 32%
Destroy as political entity 34
Rehabilitate 12
Miscellaneous, no opinion 22

**NOVEMBER 22
BRITISH DEMOBILIZATION**

Special Survey

Asked of Britons: Should the Government demobilize men as soon as possible after the war and let them find jobs themselves, or should they be demobilized gradually as jobs are made available for them?

Demobilize immediately 16%
Demobilize gradually 76
No opinion 8

**NOVEMBER 24
DURATION OF WAR**

Interviewing Date 10/14-19/44
Survey #332 Question #2

How much longer do you think the war with Germany will last?

Less than 1 month 1%
1 month 3
2 months 9
3 months 15
4-5 months 9
6 months 26
More than 6 months 28
No opinion 9

**NOVEMBER 25
BRITISH POLITICS**

Special Survey

Asked of Britons: What form of government would you like to see lead Britain in the period following the war?

All-Party Government 35%
Labor 26
Conservative 12
Liberal-Labor 6
Liberal 4
Conservative-Liberal 3
Uncertain 14

Asked of Britons: What man would you like to see lead the Government after the war?

Churchill.....	24%
Eden.....	21
Attlee.....	7
Cripps.....	6
Morrison.....	3
Bevin.....	2
Others.....	9
Uncertain.....	28

**NOVEMBER 27
UNIVERSAL MILITARY TRAINING**

Interviewing Date 11/17-22/44
Survey #335 Question #5

After the war is over, do you think every able-bodied young man should be required to serve one year in the army or navy?

Yes.....	63%
No.....	23
No opinion.....	14

**By Region
New England**

Yes.....	65%
No.....	21
No opinion.....	14

Middle Atlantic

Yes.....	67%
No.....	21
No opinion.....	12

East Central

Yes.....	61%
No.....	24
No opinion.....	15

West Central

Yes.....	64%
No.....	24
No opinion.....	12

South

Yes.....	61%
No.....	21
No opinion.....	18

West

Yes.....	61%
No.....	27
No opinion.....	12

By Political Affiliation

Democrats

Yes.....	68%
No.....	19
No opinion.....	13

Republicans

Yes.....	60%
No.....	28
No opinion.....	12

**DECEMBER 1
RUSSIA**

Interviewing Date 11/17-22/44
Survey #335 Question #4

When Germany is defeated, do you think Russia will join us in the war against Japan, or do you think Russia will stay neutral?

Will join.....	53%
Will stay neutral.....	31
No opinion.....	16

Interviewing Date 11/17-22/44
Survey #335 Question #3

Do you think Russia can be trusted to cooperate with us when the war is over?

Yes.....	47%
No.....	35
No opinion.....	18

DECEMBER 2

WAR BONDS AND STAMPS

Interviewing Date 11/17-22/44
Survey #335

Question #7

Should all people receiving wages, salary, or other income be required by law to put ten cents out of every dollar of their income in war savings bonds and stamps?

Yes..... 38%
No..... 58
No opinion..... 4

Interviewing Date 11/17-22/44
Survey #335

Question #8a

Do you believe that war bonds are a good investment?

Yes..... 91%
No..... 5
Undecided..... 4

DECEMBER 4

NAZI ATROCITIES

Interviewing Date 11/17-22/44
Survey #335

Question #1a

Do you believe the stories that the Germans have murdered many people in concentration camps?

Yes..... 76%
No..... 12
No opinion..... 12

By Region

New England

Yes..... 80%
No..... 9
No opinion..... 11

Middle Atlantic

Yes..... 73%
No..... 15
No opinion..... 12

East Central

Yes..... 75%
No..... 13
No opinion..... 12

West Central

Yes..... 73%
No..... 14
No opinion..... 13

South

Yes..... 77%
No..... 9
No opinion..... 14

West

Yes..... 84%
No..... 5
No opinion..... 11

Interviewing Date 11/17-22/44
Survey #335

Question #1b

Asked of those saying yes: Nobody knows, of course, how many may have been murdered, but what would be your best guess?

100,000 or less..... 27%
100,000 to 500,000..... 5
500,000 to 1,000,000..... 1
1,000,000..... 6
2,000,000 to 6,000,000..... 8
6,000,000 or more..... 4
Unwilling to guess..... 25

76%

Interviewing Date 11/17-22/44
Survey #335

Question #1c

What do you think should be done to punish the Germans found guilty of these charges?

The largest number of replies favored execution of the guilty — in poison gas chambers, by hanging, electrocution, or by firing squad. Others favored imprisonment, physical torture, or some other unspecified form of punishment. Virtually nobody expressed any desire for leniency. A few simply said, "Give them to the Poles."

**DECEMBER 6
MINIMUM INCOME NEEDED
FOR FAMILY OF FOUR**

Interviewing Date 11/17-22/44
Survey #335 Question #6

*How much income per week do you think
the average family of four needs for health
and comfort?*

Median average..... \$48 wk.

**By Occupation
(Median Average)**

Professional.....	\$51 wk.
Business.....	50 wk.
White collar.....	50 wk.
Skilled workers.....	49 wk.
Semiskilled workers.....	48 wk.
Unskilled workers.....	42 wk.
Farmers.....	38 wk.

**By Region
(Median Average)**

New England.....	\$48 wk.
Middle Atlantic.....	49 wk.
East Central.....	48 wk.
West Central.....	42 wk.
South.....	40 wk.
Mountain.....	48 wk.
Pacific.....	50 wk.

**DECEMBER 9
BIBLE READING**

Interviewing Date 11/17-22/44
Survey #335 Question #17a

*Have you, yourself, read any part of the
Bible at home within the past year?*

Yes..... 62%
No..... 38

Interviewing Date 11/17-24/44
Survey #335 Question #17b

How often do you read the Bible?

Interest in the Bible appears to increase with age. Sixty-four per cent of the people over 50 are Bible readers; 14% of them spend some part of each day reading the Bible; one-third of them turn to the Bible once or more each month.

Ten per cent of those questioned in the present survey are daily Bible readers. Thirteen per cent of American women read their Bibles daily. Among men the figure is much lower — 6%.

Ten per cent among farmers, 12% among small town dwellers, 8% among urbanites read Bibles every day.

**DECEMBER 11
RELIGIOUS BELIEFS**

Interviewing Date 11/17-22/44
Survey #335 Question #16a

*Have you attended a religious service within
the past four weeks?*

Yes..... 58%
No..... 42

Interviewing Date 11/17-22/44
Survey #335 Question #18a

Do you, personally, believe in a God?

Yes..... 96%
No..... 1
No opinion..... 3

**By Region
New England**

Yes..... 94%
No..... 1
No opinion..... 5

Middle Atlantic

Yes..... 95%
No..... 2
No opinion..... 3

East Central

Yes.....	97%
No.....	1
No opinion.....	2

West Central

Yes.....	97%
No.....	1
No opinion.....	2

South

Yes.....	98%
No.....	1
No opinion.....	1

Mountain

Yes.....	98%
No.....	1
No opinion.....	1

Pacific

Yes.....	93%
No.....	1
No opinion.....	6

By Community Size
100,000 and Over

Yes.....	94%
No.....	2
No opinion.....	4

10,000-100,000

Yes.....	94%
No.....	2
No opinion.....	4

Towns Under 10,000

Yes.....	98%
No.....	1
No opinion.....	1

Farms

Yes.....	97%
No.....	1
No opinion.....	2

By Sex
Men

Yes.....	95%
No.....	1
No opinion.....	4

Women

Yes.....	97%
No.....	1
No opinion.....	2

By Age
20-29 Years

Yes.....	93%
No.....	3
No opinion.....	4

30-49 Years

Yes.....	97%
No.....	1
No opinion.....	2

50 Years and Over

Yes.....	97%
No.....	1
No opinion.....	2

Interviewing Date 11/17-22/44
Survey #335

Question #18c

Do you believe there is a life after death?

Yes.....	76%
No.....	13
No opinion.....	11

By Region
New England

Yes.....	68%
No.....	16
No opinion.....	16

Middle Atlantic

Yes.....	69%
No.....	18
No opinion.....	13

East Central

Yes.....	77%
No.....	14
No opinion.....	9

West Central

Yes.....	85%
No.....	7
No opinion.....	8

South

Yes.....	91%
No.....	2
No opinion.....	7

Mountain

Yes.....	87%
No.....	9
No opinion.....	4

Pacific

Yes.....	63%
No.....	14
No opinion.....	23

By Community Size

100,000 and Over

Yes.....	69%
No.....	18
No opinion.....	13

10,000-100,000

Yes.....	72%
No.....	15
No opinion.....	13

Towns Under 10,000

Yes.....	81%
No.....	8
No opinion.....	11

Farms

Yes.....	85%
No.....	6
No opinion.....	9

By Sex

Men

Yes.....	73%
No.....	14
No opinion.....	13

Women

Yes.....	79%
No.....	11
No opinion.....	10

By Age

20-29 Years

Yes.....	70%
No.....	17
No opinion.....	13

30-49 Years

Yes.....	76%
No.....	13
No opinion.....	11

50 Years and Over

Yes.....	79%
No.....	10
No opinion.....	11

DECEMBER 13

UNITED STATES ELECTION

Special Survey

Asked in Canada prior to the American presidential election: Can you name the American presidential candidates?

Correct.....	88%
Incorrect.....	12

Asked of those correctly identifying the candidates: Which of these men would you like to see elected as President of the United States?

Roosevelt.....	79%
Dewey.....	4
No opinion.....	5
	<hr/> 88%

DECEMBER 15

EDWARD STETTINIUS

Interviewing Date 12/1-6/44
Survey #336-K Question #5

Have you ever heard or read about Edward Stettinius?

Yes..... 58%
No..... 42

Interviewing Date 12/1-6/44
Survey #336-K Question #5a

Asked of those familiar with Edward Stettinius: In general, is your opinion of this man favorable or unfavorable?

Favorable..... 92%
Unfavorable..... 8

DECEMBER 16

ADULT EDUCATION

Interviewing Date 11/17-22/44
Survey #335 Question #13a

After the war would you like to attend classes and take special courses for adults in some school or college?

Yes..... 34%
No..... 66

Young people aged 20-29 were the most interested (57%) and farmers the least interested.

Interviewing Date 11/17-24/44
Survey #335 Question #13b

Asked of those who answered in the affirmative: What courses would you like to take?

Vocational — machine work, beauty operator, typing, stenography, photography, dress-making, refrigeration, building trades..... 13%

Professional and Scientific — law, engineering, journalism, international law, government, economics, psychology, social welfare, chemistry, physics, electricity..... 12

Languages — principally Spanish and English..... 5
Arts — music, art, painting..... 2
Other..... 3
Undecided..... 3

38%

(Note: table adds to more than 34% because some persons named more than one course.)

DECEMBER 18

UNIVERSAL MILITARY TRAINING

Interviewing Date 12/1-6/44
Survey #336-K Question #11

After this war is over, do you think every able-bodied young man should be required to serve one year in the army or navy?

Yes..... 70%
No..... 25
No opinion..... 5

By Region

New England

Yes..... 69%
No..... 26
No opinion..... 5

Middle Atlantic

Yes..... 73%
No..... 23
No opinion..... 4

East Central

Yes..... 72%
No..... 25
No opinion..... 3

West Central

Yes..... 63%
No..... 33
No opinion..... 4

<i>South</i>	
Yes.....	71%
No.....	21
No opinion.....	8

<i>Mountain</i>	
Yes.....	64%
No.....	33
No opinion.....	3

<i>Pacific</i>	
Yes.....	71%
No.....	25
No opinion.....	4

The survey revealed no difference in attitude as between men and women, and only small variations as between age groups in the adult population.

Rural and farm communities throughout the country showed less enthusiasm for the plan than urban areas.

DECEMBER 20 JAPAN

Interviewing Date 11/17-22/44
Survey #335 Question #2a

What do you think we should do with Japan, as a country, after the war?

Supervise and control.....	28%
Destroy as political entity.....	33
Kill all Japanese people.....	13
Rehabilitate, reeducate.....	8
Miscellaneous, no opinion.....	18

DECEMBER 22 SMOKING HABITS

Interviewing Date 12/1-6/44
Survey #336-K Question #1a

Do you smoke cigarettes, a pipe, cigars, or don't you smoke at all?

Cigarettes.....	41%
Pipes.....	10
Cigars.....	6
Don't smoke.....	48

	By Sex			
	Ciga- rette	Pipe	Cigars	Don't Smoke
Men.....	48%	22%	12%	29%
Women.....	36	—	—	64

	By Age			
20-29 Years.....	55%	4%	2%	42%
30-49 Years.....	49	10	5	42
50 Years and over.....	25	14	8	58

	By Region			
New England and Middle Atlantic.....	46%	7%	6%	44%
East Central.....	39	11	7	49
West Central.....	33	14	4	52
South.....	38	13	2	47
West.....	43	7	5	50

	By Occupation			
Professional and business.....	41%	9%	6%	49%
White collar.....	47	5	5	46
Manual workers.....	44	9	6	45

	By Community Size			
100,000 and over.....	48%	7%	5%	43%
10,000-100,000.....	46	7	5	45
Under 10,000.....	36	11	6	52

(Note: tables add to more than 100% because some persons use tobacco in more than one form.)

DECEMBER 23 PUNISHMENT OF JAPANESE LEADERS

Interviewing Date 11/17-22/44
Survey #335 Question #2b

After the war, do you think the Japanese military leaders should be punished in any way?

Yes..... 88%
 No..... 5
 No opinion..... 7

Interviewing Date 11/17-22/44
 Survey #335 Question #2c

*Asked of those answering in the affirmative:
 In what way should they be punished?*

Here are some typical comments: "We should string them up and cut little pieces off them — one piece at a time."

"Torture them to a slow and awful death."

"Put them in a tank and suffocate them."

"Kill them, but be sure to torture them first, the way they have tortured our boys."

"Let them have it wholesale; get rid of every one of them."

"Take them to Pearl Harbor and sink them."

"Put them in Siberia and let them freeze to death."

"Turn them over to the Chinese."

"Put them in foxholes and fire bombs and grenades at them."

"Kill them like rats."

It is notable that only four in every one hundred questioned as to the means of punishing Japanese military leaders suggest that we "Treat them justly, handle them under International Law, (or) demote them."

DECEMBER 25

IDEAL CHRISTMAS PRESENT

Interviewing Date 12/14-19/44
 Survey #337-K Question #9

If you had your choice, what present would you most like for Christmas?

Far and away the greatest proportion of replies were similar to this: "To have the boys back home."

DECEMBER 27

POSTWAR EMPLOYMENT

Interviewing Date 12/1-6/44
 Survey #336-K Question #7

After the war, do you think that everyone who wants a job will be able to get one?

Yes..... 25%
 No..... 68
 No opinion..... 7

By Sex

Men

Yes..... 28%
 No..... 66
 No opinion..... 6

Women

Yes..... 22%
 No..... 71
 No opinion..... 7

By Age

21-29 Years

Yes..... 23%
 No..... 73
 No opinion..... 4

30-49 Years

Yes..... 25%
 No..... 68
 No opinion..... 7

50 Years and Over

Yes..... 26%
 No..... 66
 No opinion..... 8

By Occupation

Business and Professional

Yes..... 22%
 No..... 74
 No opinion..... 4

White Collar

Yes..... 25%
 No..... 67
 No opinion..... 8

Farmers

Yes..... 25%
 No..... 69
 No opinion..... 6

Manual Workers

Yes.....	26%
No.....	66
No opinion.....	8

By Region

New England and Middle Atlantic

Yes.....	26%
No.....	68
No opinion.....	6

East Central

Yes.....	25%
No.....	67
No opinion.....	8

West Central

Yes.....	27%
No.....	65
No opinion.....	8

South

Yes.....	24%
No.....	67
No opinion.....	9

Mountain and Pacific

Yes.....	23%
No.....	72
No opinion.....	5

**DECEMBER 31
NEW YEAR RESOLUTION**

Interviewing Date 12/14-19/44
Survey #337-K
Question #11a
Are you going to make any New Year resolutions?

The survey findings reveal that approximately 15 million Americans are going to make resolutions.

Interviewing Date 12/14-19/44
Survey #337-K
Question #11b

*Asked of those answering in the affirmative:
What will they be?*

The following are listed in order of frequency of mention.


By Sex

Men

- Improve my character generally.
- Stop drinking, or drink less.
- Save more money, and budget more carefully.
- Be more religious, go to church more often.
- Stop smoking, or smoke less.
- Do all I can to speed the end of the war.
- Buy more bonds.
- Try to do a better job, be more efficient and prompt.
- Improve my disposition, not be jealous, control my temper.
- Improve my health, keep more regular hours.

Women

- Improve my character generally.
- Improve my disposition, be more sympathetic and understanding.
- Be more religious, go to church more often.
- Save more money, budget more carefully.
- Buy more bonds.
- Try to do a better job, be more efficient and prompt.
- Stop smoking, or smoke less.
- Do all I can to help speed end of war.
- Improve my health, keep more regular hours.
- Stop drinking, or drink less.



1945

JANUARY 3 WAGE OUTLOOK

Interviewing Date 12/2-7/44
Survey #336-K

Question #8

After the war do you think the weekly income of workers will be about the same as it is now, or will it be more, or less?

About the same.....	20%
More.....	5
Less.....	71
No opinion.....	4

Women are inclined to be more pessimistic than men. Seventy-four per cent of the women think the weekly income will be less after the war. This compares with a vote of 68% among men. Farmers are slightly more pessimistic than members of other occupational groups. Seventy-seven per cent of farmers think wages will be lower. This compares with a vote of 68% among business and professional people and 65% among union members.

JANUARY 5 POSTWAR UNEMPLOYMENT

Interviewing Date 12/2-7/44
Survey #336-K

Question #10

After the war what do you think should be done to give most people jobs at good wages?

First in the list of suggestions — made by 22% in some form or other — is that the way to give people jobs is to encourage private enterprise.

Next most frequently mentioned is the suggestion that the Government provide public-works programs to supplement private industry whenever and wherever needed.

This proposal is similar to that embodied in the Murray Committee proposal, which would have the President each year inform Congress of the prospects for employment for the forthcoming year and recommend a "fill the gap" Federal Government program to insure jobs for everyone, if it appeared that private industry could not provide all of the jobs required.

Two per cent suggest that we increase our foreign trade.

Other suggestions received in the survey do not bear specifically upon the problem but are related to it.

One of these is to take married women off jobs in order to make room for men, especially returning servicemen.

Another is to cut down on the length of the work week, in the hope that shortening the hours of labor would spread the available work among more people.

Still another group proposes a "back to the farm" movement, or some variation of it, to encourage city workers to find work, food, and places to live by starting small farms.

JANUARY 6 40-HOUR WORK WEEK

Interviewing Date 12/2-7/44
Survey #336-K

Question #9

After the war how many hours per week do you think persons in business and industry should work?

30 hours or less.....	4%
Between 30 and 40 hours.....	5
40 hours.....	50
Between 40 and 48 hours.....	8
48 hours.....	25
Over 48 hours.....	5
No opinion.....	3

**JANUARY 7
PEACE TREATIES**

Interviewing Date 12/2-7/44
Survey #336-K

Question #6a

When the war is over it will be necessary for the Allies to decide on peace terms for the Axis. Which one of these three ways (on card) would you, personally, favor as the best way to have peace treaties approved after the war: have the treaties approved solely by the President, or have the treaties approved by the President and a majority of the Congress, or have them approved by the President and two-thirds of the Senate?

President only.....	8%
President and a majority of Congress...	58
President and 2/3 of the Senate.....	22
No opinion.....	12

By Education

College

President only.....	3%
President and a majority of Congress...	65
President and 2/3 of the Senate.....	29
No opinion.....	3

High School

President only.....	5%
President and a majority of Congress...	64
President and 2/3 of the Senate.....	25
No opinion.....	6

Grade School

President only.....	12%
President and a majority of Congress...	52
President and 2/3 of the Senate.....	19
No opinion.....	17

**JANUARY 10
HENRY WALLACE**

Interviewing Date 12/2-7/44
Survey #336-K

Question #5

Generally speaking, is your opinion of Henry Wallace favorable or unfavorable?

Favorable.....	58%
Unfavorable.....	23
Unfamiliar, no opinion.....	19

**JANUARY 12
SOCIAL SECURITY**

Interviewing Date 12/14-19/44
Survey #337-K

Question #4

At present some groups are not included under social security. Do you think the Social Security Program should be changed to include the following groups: farmers, government employees, professional and self-employed persons, and domestic servants?

	Yes	No	Un- decided
Farmers.....	60%	23%	17%
Government employees	61	21	18
Prof. and self-employed	57	25	18
Domestic servants.....	69	15	16

The answers of people in these groups show a majority in favor of including themselves under the Social Security Program.

**JANUARY 13
HEALTH**

Interviewing Date 12/14-19/44
Survey #337-K

Question #10a

Do any of the people in your home, including yourself, have a cold at the present time?

About 16%, or about 21 million persons, are found to be suffering from a cold.

Interviewing Date 12/14-19/44
Survey #337-K

Question #4d

What have you found to be the best way to treat a cold?

In addition to the accepted medical remedies and aids for colds, the survey found that some parts of the public still cling to remedies that have been handed down through generations. Some of them are: "Take coal oil and mix it with sugar"; "All it takes is mental and spiritual effort"; "Use black pepper and lard"; "Nothing like a good old shot of you-know-what"; "Keep your head cold and your feet warm."

High School

Yes.....	42%
No.....	51
No opinion.....	7

Grade School

Yes.....	49%
No.....	38
No opinion.....	13

**JANUARY 14
COMPULSORY MILITARY TRAINING**

Interviewing Date 12/2-7/44
Survey #336-K

Question #11

After the war is over, do you think every able-bodied young man should be required to serve one year in the army or navy?

Yes.....	70%
No.....	25
No opinion.....	5

**JANUARY 17
JAPAN AND POISON GAS**

Interviewing Date 12/14-19/44
Survey #337-K

Question #1

The Japs say that they will execute any American bomber pilots forced to land in Japan. If the Japs do this, should we use poison gas against Japanese cities?

Yes.....	43%
No.....	47
No opinion.....	10

**By Education
College**

Yes.....	24%
No.....	70
No opinion.....	6

**JANUARY 19
LENGTH OF WAR**

Interviewing Date 12/31/44-1/4/45
Survey #338-K

Question #1a

How much longer do you think the war with Germany will last?

3 months or less.....	4%
4 to 5 months.....	4
6 months.....	19
More than 6 months.....	64
No opinion.....	9

Interviewing Date 12/31/44-1/4/45
Survey #338-K

Question #1b

Do you think that there is any chance that we will lose the war in Europe?

Yes.....	9%
No.....	86
Uncertain.....	5

**JANUARY 20
IDEAL PLACE TO LIVE**

Interviewing Date 12/14-19/44
Survey #337-K

Question #7c

If you could live in any state in the nation, in which state would you most like to live?

The following are listed in order of preference:

California
 Florida
 New York
 Texas
 Colorado
 Oregon
 Arizona
 Kentucky
 Mississippi
 Michigan

**JANUARY 21
 WAR JOBS**

Interviewing Date 12/15-20/44
 Survey #337-T Question #5

What do you think should be done to keep war workers in their jobs as long as they are needed?

Freeze workers in jobs.....	24%
Draft workers into army if they won't work.....	19
Pass National Service Act.....	14
Provide additional wage incentives.....	5
Convince workers they can keep jobs after the war.....	4
Make it impossible for them to get another job.....	4
Make working conditions more pleasant	4
Impose penalties if workers leave.....	2
Miscellaneous.....	2
Nothing can be done about it.....	3
Nothing should be done about it.....	2
Don't know.....	16
	<hr/>
	104%

(Note: table adds to more than 100% because some persons made more than one suggestion.)

**JANUARY 24
 POLITICS AS PROFESSION**

Interviewing Date 12/31/44-1/4/45
 Survey #338-K Question #3a

If you had a son would you like to see him

go into politics as a life's work when he gets out of school?

Yes.....	21%
No.....	68
No opinion.....	11

Interviewing Date 12/31/44-1/4/45
 Survey #338-K Question #3b

Why do you feel this way?

The reasons mentioned most often by those opposing politics as a career for their son were: (1) Politics is too crooked and unethical; (2) Temptations are too great even for a good man; (3) There is not much future in it and there are better jobs elsewhere; (4) It's too precarious a way to earn a living.

The two most frequently mentioned reasons for favoring a son going into politics were: (1) There is a great need for good and honest men in politics today; (2) Politics presents an opportunity to serve, to help mold national and world policies.

**JANUARY 26
 DEMOCRATIC PRESIDENTIAL
 CANDIDATES**

Interviewing Date 12/14-19/44
 Survey #337-K Question #6b

Regardless of what political party you prefer, what is your guess as to who will be the Democratic candidate for President in 1948?

Roosevelt.....	30%
Wallace.....	11
Truman.....	6
Stettinius.....	4
Byrnes.....	1
Byrd.....	1
Others.....	5
No opinion.....	42

Republican voters are much more positive than Democratic voters that Roosevelt will be the candidate.

**JANUARY 28
VOTER KNOWLEDGE**

Interviewing Date 12/2-7/44
Survey #336-K

Question #3a

Will you tell me for how many years members of the House of Representatives are elected?

Correct..... 38%
Incorrect..... 62

By Education

	Correct	Incorrect
College.....	64%	36%
High School.....	42	58
Grade School.....	29	71

Interviewing Date 12/2-7/44
Survey #336-K

Question #4a

Will you tell me how much salary a United States representative receives a year?

\$5,000 or under..... 9%
\$6,000-\$9,000..... 9
\$10,000 (correct answer)..... 24
Over \$10,000..... 6
Don't know..... 52

**JANUARY 31
GERMANY AND JAPAN**

Special Survey

After the war, should Germany and Japan be kept permanently disarmed?

Yes..... 92%
No..... 6
No opinion..... 2

Should the United States, England, Russia, and China make a written agreement now to keep Germany and Japan disarmed, or should we wait until the war is over to make such an agreement?

Make agreement now..... 57%
Wait..... 39
No opinion..... 4

If it becomes necessary to use force to keep Germany and Japan from arming again, should the President have the right to order the use of American armed force immediately, or should approval of Congress be obtained first?

Give President the right..... 41%
Require approval of Congress..... 54
No opinion..... 5

**FEBRUARY 2
DRAFTING OF NURSES**

Interviewing Date 1/19-24/45
Survey #339-K

Question #11a

Do you approve or disapprove of the proposal now before Congress to draft nurses to serve with the army and navy?

Approve..... 73%
Disapprove..... 19
No opinion..... 8

Interviewing Date 1/19-24/45
Survey #339-K

Question #11c

Do you think there is a shortage of nurses in the armed forces now?

Yes..... 78%
No..... 2
No opinion..... 20

**FEBRUARY 3
PROFESSIONAL BASEBALL**

Interviewing Date 1/19-24/45
Survey #339-K

Question #1b

Do you follow professional baseball?

Yes..... 33%
No..... 67

Interviewing Date 1/19-24/45
Survey #339-K

Question #1a

Do you think that professional baseball should be continued during the war, or should it be stopped until after the war?

Should be continued..... 46%
Should be stopped..... 41
Undecided..... 13

By Age

21-29 Years

Should be continued..... 57%
Should be stopped..... 30
Undecided..... 13

30-49 Years

Should be continued..... 49%
Should be stopped..... 38
Undecided..... 13

50 Years and Over

Should be continued..... 37%
Should be stopped..... 49
Undecided..... 14

By Sex

Men

Should be continued..... 51%
Should be stopped..... 38
Undecided..... 11

Women

Should be continued..... 42%
Should be stopped..... 42
Undecided..... 16

FEBRUARY 4

MILITARY STRENGTH

Interviewing Date 1/19-24/45
Survey #339-K

Question #7a

There are about 3,000,000 men in the United States navy at present. About how many men do you think we should have in our peacetime navy after the war?

Under 1 million..... 18%
1 million..... 29
1½ million..... 13
2 million..... 4
Over 2 million..... 4
No opinion, no specific answer..... 32

Interviewing Date 1/19-24/45
Survey #339-K

Question #7b

There are about 8,000,000 men in the United States army at present. About how many men do you think we should have in our peacetime army after the war?

Under 1 million..... 7%
1 million..... 15
1½ million..... 2
2 million..... 17
2½ million..... 4
3 million..... 8
3½ million..... 1
4 million..... 12
Over 4 million..... 3
No opinion..... 31

FEBRUARY 7

WAR JOBS

Interviewing Date 1/19-24/45
Survey #339-K

Question #4a

Have you followed the discussion over a National Service Act which would require more people to take war jobs?

Yes..... 62%
No..... 38

Interviewing Date 1/19-24/45
Survey #339-K

Question #4b

What is your opinion of the proposal to draft people for war jobs?

Approve..... 55%
Approve only if necessary..... 21
Disapprove..... 24

**FEBRUARY 9
WAR JOBS**

Interviewing Date 1/19-24/45
Survey #339-T

Question #5

Most people in this country agree that 250,000 more war workers are needed right away. Which of these two ways of getting these workers do you think should be followed: 1) Continue to try to do it as at present by asking people to take war jobs; or 2) Pass a law which would permit the drafting of certain civilians for war jobs?

Favor voluntary method.....	39%
Favor drafting people.....	53
Uncertain.....	8

By Region

New England and Middle Atlantic

Favor voluntary method.....	41%
Favor drafting people.....	53
Uncertain.....	6

East Central

Favor voluntary method.....	42%
Favor drafting people.....	51
Uncertain.....	7

West Central

Favor voluntary method.....	36%
Favor drafting people.....	53
Uncertain.....	11

South

Favor voluntary method.....	27%
Favor drafting method.....	63
Uncertain.....	10

Mountain and West Coast

Favor voluntary method.....	44%
Favor drafting people.....	50
Uncertain.....	6

Interviewing Date 1/19-24/45
Survey #339-T

Question #5a

Government and army officials say it is absolutely necessary to have more men to work in munitions plants and war industries. Do you think Congress should pass a law to permit local draft boards to draft civilians between the ages of 21 and 45 who are able to work for these industries?

Favor.....	56%
Oppose.....	36
No opinion.....	8

**FEBRUARY 10
WOMEN AND POSTWAR
EMPLOYMENT**

Interviewing Date 1/19-24/45
Survey #339-K

Question #3b

Women were asked: Do you plan to work in any job after the war?

Yes.....	61%
No.....	29
Uncertain.....	10

**FEBRUARY 11
FUEL SHORTAGE**

Interviewing Date 1/19-24/45
Survey #339-K

Question #9a

At what temperature do you keep your home during the day? (This question was asked in all New England states as well as in New York, Pennsylvania, Ohio, West Virginia, Maryland, Virginia, and Kentucky.)

Under 65 degrees.....	9%
At 65 degrees.....	18
At 68 degrees.....	24
At 70 degrees.....	34
Above 70 degrees.....	19

Coal users are inclined to keep their temperatures at higher levels than oil users. Whereas

about half of the oil users keep their home temperatures at or above 70 degrees, 63% — nearly two out of three — among coal users do so.

**FEBRUARY 14
WARTIME SACRIFICE**

Interviewing Date 1/19-24/45
Survey #339-K Question #8a

Have you had to make any real sacrifice for the war?

Yes..... 36%
No..... 64

Among the 36% who say they think they have made real sacrifices, the greatest number mention the absence of a relative who is in the armed forces. Also frequently mentioned are financial and business sacrifices and rationing.

**FEBRUARY 16
DIETS**

Interviewing Date 12/31/44-1/4/45
Survey #338-K Question #5

We want to find out what the average person eats in the course of a day. Would you tell me what you, yourself, had for breakfast today? For lunch today? For dinner today? And did you eat anything between meals?

Daily Diet Recommendations Not living up to recommendations

Milk or milk products..... 32%
Citrus fruits, tomatoes or raw greens... 46
Green or yellow vegetables..... 23
Other vegetables or fruits..... 9
Meat, fish, or poultry..... 9
Eggs..... 40
Cereal or bread..... 4
Butter or other fats..... 22

By Income

Not living up to recommendations

	Upper	Middle	Lower
Milk or milk products	26%	26%	36%
Citrus fruits, tomatoes, or raw greens.....	24	36	57
Green or yellow vegetables.....	15	17	28
Other vegetables or fruits.....	9	8	11
Meat, fish, or poultry	6	7	11
Eggs.....	34	38	44
Cereal or bread.....	3	4	4
Butter or other fats...	13	17	27

**FEBRUARY 17
RATIONING**

Interviewing Date 1/19-24/45
Survey #339-K Question #10

What one product that is now rationed do you find it hardest to cut down on or get along without?

Sugar..... 20%
Butter..... 19
Meat..... 19
Gasoline..... 10
Shoes..... 5
Canned foods..... 2
Fuel oil..... 1
Others..... 24

Women are more inclined to name sugar and butter than men, while a greater proportion of men mention meat and gasoline.

**FEBRUARY 18
PEACE TERMS**

Interviewing Date 2/3-8/45
Survey #340-K Question #5b

Do you approve or disapprove of requiring unconditional surrender of our enemy?

Approve.....	75%
Disapprove.....	12
Undecided.....	13

**FEBRUARY 21
LINCOLN AND WASHINGTON**

Interviewing Date 2/3-8/45
Survey #340-K Question #2a

*Who do you think was the greater—
George Washington or Abraham Lincoln?*

Washington.....	22%
Lincoln.....	42
Equally great.....	28
Uncertain.....	8

While people as a whole in the South name General Washington over Lincoln, Southern Negroes and people in all other sections name Lincoln as the greater, among those making a choice.

A far greater proportion of younger people — those from 21 to 29 — say they think Lincoln was the greater man than is the case among those in the older age brackets.

Interviewing Date 2/3-8/45
Survey #340-K Question #2b

Those who made a choice were asked: Why?

Here are the principal reasons why people say they choose Lincoln: "He was a greater humanitarian, more down to earth, more of a people's President . . . He eliminated the institution of slavery and maintained the Union . . . He was a self-made man . . . He had to deal with far more complicated problems than Washington faced."

Among an admiring but confused minority there were replies like these: "Abe Lincoln was the founder of the Declaration of Independence . . . He discovered America . . . He first said the world was round."

Those who think Washington was the greater of the two men think so, for the most part, because "He was the founder of our

country . . . He was our first President . . . He was a great general . . . He faced greater responsibilities than Lincoln."

He was the greater man, declared one man, "because his picture is on the dollar."

**FEBRUARY 23
HENRY WALLACE**

Interviewing Date 2/3-8/45
Survey #340-K Question #10a

Have you heard or read about the appointment of Henry Wallace as Secretary of Commerce?

Yes.....	76%
No.....	24

Interviewing Date 2/3-8/45
Survey #340-K Question #10b

Would you like to see Congress vote for or against the appointment of Henry Wallace as Secretary of Commerce?

For.....	40%
Against.....	37
No opinion.....	23

Roosevelt Voters Only

For.....	61%
Against.....	19
No opinion.....	20

Dewey Voters Only

For.....	17%
Against.....	64
No opinion.....	19

Interviewing Date 2/3-8/45
Survey #340-K Question #10c

Do you think the money lending agency—the RFC (Reconstruction Finance Corporation)—should be kept under the direction of the Department of Commerce, or should it be separated?

Keep RFC under Department of Commerce..... 27%
 Separate RFC..... 35
 Qualified..... 6*
 No opinion..... 32

*Depending on who heads the Department of Commerce.

**FEBRUARY 24
 SLEEPING HABITS**

Interviewing Date 2/3-8/45 Question #13
 Survey #340-K

At about what time do you usually go to bed at night?

In bed by
 8 o'clock..... 8%
 9 o'clock..... 25
 10 o'clock..... 54
 11 o'clock..... 81
 12 o'clock..... 95

By Community Size

<i>In bed by</i>	<i>Towns and Cities</i>		
	<i>Farms</i>	<i>Towns under 10,000</i>	<i>Towns 10,000 and Over</i>
8 o'clock.....	19%	7%	4%
9 o'clock.....	58	22	13
10 o'clock.....	89	56	36
11 o'clock.....	98	86	69
12 o'clock.....	100*	97	92

*Less than half of 1% stay up after 12.

**FEBRUARY 25
 COMPULSORY MILITARY TRAINING**

Interviewing Date 1/19-24/45 Question #2a
 Survey #339-K

After this war is over, do you think every able-bodied young man should be required to take military or naval training for one year?

Yes..... 69%
 No..... 22
 No opinion..... 9

Roosevelt Voters Only

Yes..... 73%
 No..... 19
 No opinion..... 8

Dewey Voters Only

Yes..... 64%
 No..... 30
 No opinion..... 6

Interviewing Date 1/19-24/45 Question #2b
 Survey #339-K

Do you think a military training law should be passed now, or should this wait until after the war?

Pass law now..... 37%
 Wait until after war..... 25
 Undecided..... 7
 69%

**FEBRUARY 28
 MILITARY TRAINING FOR WOMEN**

Interviewing Date 2/3-8/45 Question #9
 Survey #340-K

After the war is over, do you think young women should be required to take one year's training in the women's branches of the armed services?

Yes..... 22%
 No..... 71
 No opinion..... 7

By Sex

Men

Yes..... 19%
 No..... 74
 No opinion..... 7

Women

Yes..... 25%
No..... 68
No opinion..... 7

**MARCH 2
GERMANY AND JAPAN**

Interviewing Date 2/3-8/45
Survey #340-K Question #4a

After the war should Germany and Japan be kept permanently disarmed?

Roosevelt Voters Only

Yes..... 89%
No..... 6
No opinion..... 5

Dewey Voters Only

Yes..... 89%
No..... 6
No opinion..... 5

Interviewing Date 2/3-8/45
Survey #340-K Question #4b

Should the United States, England, Russia, and China make a written agreement now to keep Germany and Japan disarmed, or should we wait until the war is over to make such an agreement?

Roosevelt Voters Only

Make agreement now..... 56%
Wait until war is over..... 27
Make no agreement..... 7
No opinion..... 10

Dewey Voters Only

Make agreement now..... 53%
Wait until war is over..... 31
Make no agreement..... 8
No opinion..... 8

Interviewing Date 2/3-8/45
Survey #340-K Question #4c

If it becomes necessary to use force to keep Germany and Japan from arming again, should the President have the right to order the use of American armed force immediately, or should the approval of Congress be obtained first?

Roosevelt Voters Only

President should have the right..... 54%
Should first obtain approval..... 37
No opinion..... 9

Dewey Voters Only

President should have the right..... 23%
Should first obtain approval..... 69
No opinion..... 8

**MARCH 3
WASTE PAPER CAMPAIGN**

Interviewing Date 2/3-8/45
Survey #340-K Question #1a

Is any member of your household now regularly saving scrap paper?

On the basis of the present survey, about 19,500,000 households are now saving any waste paper regularly; 14,000,000 are not.

About 10,000,000 families still are not convinced of the need for saving waste paper.

Of the appreciable proportion (21%) who say they have to carry waste paper to salvage depots, slightly more than half say they think they would save more if someone came by to pick it up regularly.

**MARCH 9
GERMAN MANPOWER**

Interviewing Date 2/22-27/45
Survey #341-K Question #5

After the war should three or four million German men be required to spend two or three years helping rebuild cities in Russia which they have destroyed?

Yes..... 71%
 No..... 20
 No opinion..... 9

Yes..... 55%
 No..... 31
 Undecided..... 14

**MARCH 10
 CRIMEAN CONFERENCE**

Interviewing Date 2/22-27/45
 Survey #341-K Question #11a

Have you heard or read about the Crimean Conference between Stalin, Churchill, and Roosevelt?

Yes..... 70%
 No..... 30

Interviewing Date 2/22-27/45
 Survey #341-K Question #11b

Those who had heard or read about the Crimean Conference were then asked: On the whole, is your opinion of what was accomplished at the conference favorable or unfavorable?

Favorable..... 61%
 Unfavorable..... 9
 No opinion..... 30

Roosevelt Voters Only

Favorable..... 70%
 Unfavorable..... 6
 No opinion..... 24

Dewey Voters Only

Favorable..... 52%
 Unfavorable..... 12
 No opinion..... 33

**MARCH 11
 RUSSIA**

Interviewing Date 2/22-27/45
 Survey #341-K Question #8

Do you think Russia can be trusted to cooperate with us after the war?

By Education

College

Yes..... 62%
 No..... 30
 Undecided..... 8

High School

Yes..... 60%
 No..... 29
 Undecided..... 11

Grade School

Yes..... 51%
 No..... 31
 Undecided..... 18

Roosevelt Voters Only

Yes..... 62%
 No..... 25
 Undecided..... 13

Dewey Voters Only

Yes..... 51%
 No..... 38
 Undecided..... 11

**MARCH 14
 RUSSIA**

Interviewing Date 2/22-27/45
 Survey #341-K Question #9

When Germany is defeated, do you think Russia will join us in the war against Japan, or do you think Russia will stay neutral?

Will join..... 65%
 Will stay neutral..... 22
 No opinion..... 13

There is not much difference by political parties. The survey finds that 65% of all people who voted for Dewey last fall, and 69% of those who voted for Roosevelt, agree in thinking that Russia will join us.

**MARCH 16
PEACE OUTLOOK**

Interviewing Date 2/22-27/45
Survey #341-K Question #7a

Do you think the United States will find itself in another war within the next 25 years?

Yes..... 38%
No..... 45
No opinion..... 17

**By Age
21-29 Years**

Yes..... 44%
No..... 40
No opinion..... 16

30-49 Years

Yes..... 39%
No..... 45
No opinion..... 16

50 Years and Over

Yes..... 34%
No..... 48
No opinion..... 18

**MARCH 17
DIVORCE LAWS**

Interviewing Date 2/22-27/45
Survey #341-K Question #13a

Do you think divorce laws should be the same in every state?

Yes..... 83%
No..... 5
No opinion..... 12

Interviewing Date 2/22-27/45
Survey #341-K Question #13b

Do you think the divorce laws in your state are too strict or not strict enough?

Too strict..... 9%
Not strict enough..... 35
About right..... 31
No opinion..... 25

Older people, 50 years or over, are more inclined to feel that the laws in their state are not now strict enough than is the case among those who are under 50 years of age.

**MARCH 18
INCOME OUTLOOK**

Interviewing Date 2/22-27/45
Survey #341-K Question #14

During the first year or two after the war do you think the total amount of money taken in by your family will be greater, about the same, or less than it is now?

Greater..... 10%
Same..... 49
Less..... 36
No opinion..... 5

By Region

New England and Middle Atlantic

Greater..... 10%
Same..... 47
Less..... 37
No opinion..... 6

East Central

Greater..... 12%
Same..... 51
Less..... 33
No opinion..... 4

West Central

Greater..... 8%
Same..... 52
Less..... 36
No opinion..... 4

South	
Greater.....	9%
Same.....	50
Less.....	35
No opinion.....	6

West	
Greater.....	13%
Same.....	45
Less.....	37
No opinion.....	5

By Occupation

Professional and Business

Greater.....	15%
Same.....	51
Less.....	31
No opinion.....	3

White Collar

Greater.....	13%
Same.....	53
Less.....	31
No opinion.....	3

Farmers

Greater.....	7%
Same.....	51
Less.....	37
No opinion.....	5

Skilled and Semiskilled

Greater.....	9%
Same.....	47
Less.....	39
No opinion.....	5

Unskilled

Greater.....	8%
Same.....	46
Less.....	40
No opinion.....	6

**MARCH 21
WAR NEWS**

Interviewing Date 2/22-27/45
Survey #341-K Question #6a

Do you think the Government is giving the public as much information as it should about the war?

Yes.....	55%
No.....	36
No opinion.....	9

Interviewing Date 2/22-27/45
Survey #341-K Question #6b

Asked of those dissatisfied with the news they received: What further information do you think should be given?

A sizeable proportion would like to get more of the bad news and more details.

There is also dissatisfaction with the amount of news about our losses, the pushbacks, casualties, and ship losses. People in this group say they would like to see the Government publish more of this news, or publish it more promptly.

**MARCH 24
CURFEW**

Interviewing Date 2/23-28/45
Survey #341-T Question #13

The War Mobilization Director has recently requested that all places of entertainment be closed by midnight to conserve fuel and other war resources. Do you approve or disapprove of this?

Approve.....	82%
Disapprove.....	13
Undecided.....	5

By Age	
21-29 Years	
Approve.....	75%
Disapprove.....	18
Undecided.....	7

30-49 Years	
Approve.....	82%
Disapprove.....	13
Undecided.....	5

50 Years and Over	
Approve.....	86%
Disapprove.....	10
Undecided.....	4

MARCH 25 CANCER

Interviewing Date 2/3-8/45
Survey #340-K Question #8a

Do you think cancer is curable

If caught in time.....	62%
Incurable.....	26
Don't know.....	12

Interviewing Date 2/3-8/45
Survey #340-K Question #8b

Do you think cancer is contagious?

Yes.....	21%
No.....	59
Don't know.....	20

Interviewing Date 2/3-8/45
Survey #340-K Question #8d

Do you happen to know any of the symptoms of cancer?

Yes.....	43%
No.....	57

Interviewing Date 2/3-8/45
Survey #340-K Question #8a

If someone in your family had cancer that could not be cured, do you think they should be told this?

Yes.....	46%
No.....	38
Don't know.....	16

MARCH 28 INCOME TAXES

Interviewing Date 3/9-14/45
Survey #342-K Question #6e

Do you regard the amount of tax you had to pay on your 1944 income as fair?

Yes.....	85%
No.....	15

About as large a percentage in the business and professional classifications consider their taxes fair, as in the case with white-collar workers or factory workers.

MARCH 30 COMPULSORY MILITARY TRAINING

Interviewing Date 3/10-15/45
Survey #342-T Question #2a

Do you think young men 18 years of age in the armed forces should be trained for one year in this country before being sent overseas to fight, or is it all right to send them sooner if the army thinks they have had enough training?

One year.....	68%
Sooner.....	26
No opinion.....	6

By Sex

Men

One year.....	62%
Sooner.....	31
No opinion.....	7

Women

One year.....	73%
Sooner.....	22
No opinion.....	5

**MARCH 31
STANDARD TIME**

Interviewing Date 3/9-14/45
Survey #342-K

Question #1

Do you think the entire country should go back to Standard Time or should we stay on War Time the year around until the war is over?

Return to Standard Time.....	38%
Stay on War Time.....	49
Undecided.....	13

By Region

New England and Middle Atlantic

Return to Standard Time.....	30%
Stay on War Time.....	59
Undecided.....	11

East Central

Return to Standard Time.....	36%
Stay on War Time.....	49
Undecided.....	15

West Central

Return to Standard Time.....	56%
Stay on War Time.....	29
Undecided.....	15

South

Return to Standard Time.....	39%
Stay on War Time.....	48
Undecided.....	13

West

Return to Standard Time.....	37%
Stay on War Time.....	49
Undecided.....	14

**APRIL 1
MOST IMPORTANT PROBLEM**

Interviewing Date 3/9-14/45
Survey #342-K

Question #3

Aside from winning the war, what do you think is the most important problem facing this country today?

Jobs for everyone after the war, prevent future unemployment, make sure soldiers all get jobs.....	20%
Solving economic problems, preventing inflation, preventing depression, getting war paid for without devaluing currency, paying off national debt, re-conversion of industry, and other economic problems.....	16
A permanent world peace, making a lasting peace, world policing, handling of Axis powers.....	15
Labor union troubles, labor vs. capital, strikes, curbing and controlling unions.	10
Rehabilitating returning veterans, wounded and maimed.....	6
How to reduce government control and stimulate free enterprise.....	5
Racial and religious tolerance.....	5
Food shortages here and abroad, rationing, clothing shortages.....	5
Juvenile delinquency.....	3
Return to religion, "get closer to the Lord".....	2
Miscellaneous problems.....	8
No problems named.....	10
	<hr/> 105%

(Note: total adds to more than 100% because some persons named more than one problem.)

**APRIL 4
"FEATHER-BEDDING"**

Interviewing Date 3/10-15/45
Survey #342-T

Question #10

To make more jobs, some unions require employers to hire more persons than are actually needed to do the work. Would you favor or oppose having a law passed which would stop this practice?

Favor.....	66%
Oppose.....	20
Undecided.....	14

The survey also discovered that only 4% of the public knew what the term "feather-bedding" meant.

**APRIL 6
PRISONERS OF WAR**

Interviewing Date 3/22-27/45
Survey #343-K Question #13a

Have you heard or read anything about our treatment of prisoners of war now in camps in this country?

Yes..... 84%
No..... 16

Interviewing Date 3/22-27/45
Survey #343-K Question #13b

Those who said yes were then asked: Do you think the treatment of prisoners of war here is too strict or not strict enough?

Too strict..... 1%
Not strict enough..... 71
About right..... 24
No opinion..... 4

**APRIL 7
THREAT OF COAL STRIKE**

Interviewing Date 3/9-14/45
Survey #342-K Question #4

What do you think the Government should do if the coal miners go on strike this spring?

Take over the mines..... 74%
Give in to miners..... 7
Punish strikers..... 6
Settle by arbitration..... 4
Do nothing..... 1
No opinion..... 8

**APRIL 8
WORLD GOVERNMENT**

Interviewing Date 3/22-27/45
Survey #343-K Question #6a

Do you think the United States should join a world organization with police power to maintain world peace?

Yes..... 81%
No..... 11
No opinion..... 8

Interviewing Date 3/22-27/45
Survey #343-K Question #6b

How important do you think it is that we join such a world organization — very important, fairly important, or not too important?

Very important..... 83%
Fairly important..... 11
Not too important..... 3
No opinion..... 3

**APRIL 11
WORLD GOVERNMENT**

Interviewing Date 3/22-27/45
Survey #343-K Question #6a

Do you think the United States should join a world organization with police power to maintain world peace?

By Region

	Yes
New England.....	84%
East Central.....	81
West Central.....	83
South.....	81
West.....	85

**APRIL 13
SAVINGS**

Interviewing Date 3/22-27/45
Survey #343-K Question #3b

If you lose your present job after the war, will you have enough money saved so

that you can get along till you find other work?

Yes.....	60%
No.....	30
Don't know.....	10

By Occupation
White Collar

Yes.....	68%
No.....	25
Don't know.....	7

Laborers

Yes.....	54%
No.....	35
Don't know.....	11

Interviewing Date 3/22-27/45
Survey #343-K Question #3c

*All those who said yes were then asked:
For about how long could you get by if you
had no work at all?*

3 months or less.....	10%
4-6 months.....	12
7-12 months.....	14
13 months-2 years.....	6
Over 2 years.....	10
Don't know.....	8
	<hr/> 60%

APRIL 14
IDEAL PLACE TO VISIT

Interviewing Date 3/22-27/45
Survey #343-K Question #1

*When this war is over, many Americans
will want to travel to various parts of the
world. If you could take a trip outside the
United States, to which one country would
you most like to go?*

Great Britain tops the list of choices. France runs second. These two each receive more

than twice as many votes as the next most popular country.

Germany ranks third in choice. Russia is next. Then come Italy, Switzerland, Ireland, and Norway, in that order.

APRIL 15
LITTLE STEEL FORMULA

Interviewing Date 3/22-27/45
Survey #343-K Question #5a

*Have you heard or read anything about
the Little Steel Formula?*

Yes.....	52%
No.....	48

Interviewing Date 3/22-27/45
Survey #343-K Question #5b

*Those who answered in the affirmative
were asked: Will you tell me briefly what
it is intended to do?*

The number who were able to give a reasonably accurate answer constituted 30% of the population. In the case of labor union members the proportion indicating correct knowledge was 38%.

Interviewing Date 3/22-27/45
Survey #343-K Question #5d

*Do you think the Government's present
policy in regard to wage and salary in-
creases should be continued, or should it
be changed to permit general increases in
wages and salaries?*

Continued.....	42%
Changed.....	29
Qualified answers.....	13
No opinion.....	16

Informed Persons Only

Continued.....	45%
Changed.....	30
Qualified answers.....	16
No opinion.....	9

Among labor union members in the informed group, the weight of opinion was found slightly in favor of change rather than the continuation of the present policy.

**APRIL 18
RUSSIA**

Interviewing Date 3/22-27/45
Survey #343-K

Question #7

After the war should the United States and Russia make a permanent alliance, that is, agree to come to each other's defense immediately if the other is attacked at any future time?

Yes..... 49%
No..... 36
Undecided..... 15

**APRIL 20
GERMANY**

Interviewing Date 3/22-27/45
Survey #343-K

Question #9

What do you think should be done with German industry after the war?

Close supervision and control..... 56%
Destroy it, make the country mainly
agricultural..... 13
Take it over ourselves..... 10
Promote it, encourage Germany..... 4
Do nothing..... 4
No opinion..... 13

By Education

College

Close supervision and control..... 71%
Destroy it, make the country mainly
agricultural..... 6
Take it over ourselves..... 9
Promote it, encourage Germany..... 6
Do nothing..... 3
No opinion..... 7

102%

High School

Close supervision and control..... 60%
Destroy it, make the country mainly
agricultural..... 12
Take it over ourselves..... 10
Promote it, encourage Germany..... 5
Do nothing..... 5
No opinion..... 8

Grade School

Close supervision and control..... 50%
Destroy it, make the country mainly
agricultural..... 15
Take it over ourselves..... 10
Promote it, encourage Germany..... 4
Do nothing..... 4
No opinion..... 18

101%

(Note: some of the above tables add to more than 100% because some persons named more than one alternative.)

**APRIL 21
DOMESTIC REFORM**

Interviewing Date 3/22-27/45
Survey #343-K

Question #8a

After the war, would you like to see many changes or reforms made in the United States, or would you rather have the country remain pretty much the way it was before the war?

Many changes..... 39%
Stay the same..... 52
No opinion..... 9

By Education

College

Many changes..... 58%
Stay the same..... 37
No opinion..... 5

High School	
Many changes.....	43%
Stay the same.....	50
No opinion.....	7

Grade School	
Many changes.....	32%
Stay the same.....	57
No opinion.....	11

Interviewing Date 3/22-27/45
Survey #343-K Question #8b

Asked of those who want changes: What changes would you like to see made after the war?

Social Reforms	
Want to see jobs for all, improvement in wages, working conditions.....	9%
Want to end racial and religious discrimination.....	3
Want to liberalize social security provisions, increase pensions, provide national health insurance.....	3
Want better educational opportunities..	3
Want better housing and slum clearance	2

Pre-New Deal Changes	
Want to get back to Constitution, do away with Government controls.....	7

Other Changes	
Want better administration of labor unions, settlement of labor disputes without strikes.....	3
Want prices kept high.....	1
Want lower taxes.....	1
Miscellaneous suggestions.....	9
Did not say.....	3
	44%

(Note: table adds to more than the 39% who say they want to see changes or reforms after the war because some persons made more than one suggestion.)

**APRIL 22
SAN FRANCISCO CONFERENCE**

Interviewing Date 4/6-11/45
Survey #344-K Question #9a

Have you heard or read about the San Francisco Conference to be held this month?

Yes.....	67%
No.....	33

Interviewing Date 4/6-11/45
Survey #344-K Question #9b

Each person aware of the conference was asked: Will you tell me what the purpose of the conference is?

Work out peace terms, dispose of the Axis.....	41%
Create machinery for world league, establish basis for permanent peace.....	34
Discuss postwar plans, settle economic questions, trade problems, etc.....	11
Make plans for finishing the war.....	2
Settle boundary disputes.....	1
Miscellaneous.....	3
Don't know.....	17
	109%

(Note: table adds to more than 100% because some people gave more than one suggestion.)

**APRIL 25
ASSISTANCE FOR EUROPE**

Interviewing Date 4/6-11/45
Survey #344-K Question #1

For a year after the war in Europe is over, should people in the United States continue to put up with present shortages of butter, sugar, meat, and other rationed food products in order to give food to people who need it in Europe?

Yes.....	65%
No.....	27
Undecided.....	8

By Sex

Men

Yes.....	61%
No.....	32
Undecided.....	7

Women

Yes.....	60%
No.....	32
Undecided.....	8

High School

Approve.....	46%
Disapprove.....	34
Undecided.....	20

Grade School

Approve.....	37%
Disapprove.....	28
Undecided.....	35

APRIL 27
NAZI WAR CRIMES

Interviewing Date 4/7-12/45
Survey #344-T

Question #7

After the war, what do you think should be done with members of the Nazi party who defend themselves by claiming that they committed crimes under orders of higher-ups in the party?

Imprison them.....	42%
Kill them.....	19
Try them, and punish only if found guilty	19
Try to reeducate them.....	3
Do nothing about them.....	2
No opinion.....	15

APRIL 28
GERMANY

Interviewing Date 4/6-11/45
Survey #344-K

Question #11

Do you approve or disapprove of splitting Germany permanently into a number of smaller countries?

Approve.....	40%
Disapprove.....	32
Undecided.....	28

By Education

College

Approve.....	42%
Disapprove.....	44
Undecided.....	14

MAY 2
COMPULSORY MILITARY TRAINING

Interviewing Date 4/6-11/45
Survey #344-K

Question #3a

After the war is over, do you think every able-bodied young man should be required to take military or naval training for one year?

Yes.....	70%
No.....	24
No opinion.....	6

By Sex

Men

Yes.....	70%
No.....	25
No opinion.....	5

Women

Yes.....	70%
No.....	23
No opinion.....	7

By Political Preference

Roosevelt Voters

Yes.....	77%
No.....	18
No opinion.....	5

Dewey Voters

Yes.....	61%
No.....	34
No opinion.....	5

By Region

New England-Middle Atlantic

Yes.....	69%
No.....	25
No opinion.....	6

East Central-West Central

Yes.....	66%
No.....	29
No opinion.....	5

South

Yes.....	74%
No.....	17
No opinion.....	9

Mountain-West

Yes.....	72%
No.....	25
No opinion.....	3

Interviewing Date 4/6-11/45
Survey #344-K

Question #3b

Those answering yes were then asked: Do you think a military training law should be passed now, or should this wait until after the war?

Now.....	33%
Later.....	30
No opinion.....	7
	<hr/> 70%

MAY 4

TROOP DEPLOYMENT

Interviewing Date 4/6-11/45
Survey #344-K

Question #8

After Germany is defeated, do you think American soldiers in Europe who are no longer needed there will be sent home to stay, or do you think most of them will be sent to fight against Japan?

Sent home.....	15%
Sent to Japan.....	74
No opinion.....	11

MAY 5

LABOR FOREMEN

Interviewing Date 4/20-25/45
Survey #345-K

Question #14a

Have you ever heard or read anything about the question of foremen in factories organizing into a union?

Yes.....	28%
No.....	72

Interviewing Date 4/20-25/45
Survey #345-K

Question #14b

At the present most shop foremen in factories are not members of a labor union. Do you think they should or should not become members of a labor union?

Should.....	29%
Should not.....	41
No opinion.....	30

Labor Union Members Only

Should.....	56%
Should not.....	27
No opinion.....	17

MAY 6

GERMAN MANPOWER

Interviewing Date 4/20-25/45
Survey #345-K

Question #2

After the war should three or four million German men be required to spend two or three years in Russia helping rebuild cities which they have destroyed?

Yes.....	82%
No.....	11
No opinion.....	7

By Education

College

Yes.....	80%
No.....	17
No opinion.....	3

<i>High School</i>	
Yes.....	83%
No.....	12
No opinion.....	5

<i>Grade School</i>	
Yes.....	82%
No.....	9
No opinion.....	9

**MAY 9
OCCUPATION OF GERMANY**

Special British Survey

Britons were asked this question: About how long do you think the occupation of Germany will have to last?

Up to 5 years.....	18%
Up to 10 years.....	27
Up to 15 years.....	10
Up to 20 years.....	16
Up to 25 years.....	8
More than 25 years.....	10
No opinion.....	11

**MAY 12
PRESIDENT TRUMAN'S POLITICAL
PHILOSOPHY**

Interviewing Date 4/20-25/45
Survey #345-K Question #11b

Do you think Harry Truman will be more favorable or less favorable toward business than Franklin Roosevelt?

More favorable.....	40%
Less favorable.....	7
About the same.....	25
No opinion.....	28

Interviewing Date 4/20-25/45
Survey #345-K Question #11c

Do you think Harry Truman will be more favorable or less favorable toward labor unions than Franklin Roosevelt?

More favorable.....	6%
Less favorable.....	38
About the same.....	25
No opinion.....	31

**MAY 13
PRESIDENT TRUMAN AND CONGRESS**

Interviewing Date 4/20-25/45
Survey #345-K Question #13

Some writers believe that with Harry Truman as President, Congress will have more importance and power than it had under Franklin Roosevelt. Do you think this would be a good thing or a bad thing for the country?

Good thing.....	65%
Bad thing.....	16
No opinion.....	19

**By Education
College**

Good thing.....	84%
Bad thing.....	9
No opinion.....	7

High School

Good thing.....	70%
Bad thing.....	16
No opinion.....	14

Grade School

Good thing.....	51%
Bad thing.....	24
No opinion.....	25

**MAY 16
PRESIDENTIAL CANDIDATES**

Interviewing Date 4/20-25/45
Survey #345-K Question #7

What man would you like to see elected President of the country in 1948?

Choice of Democrats

Truman.....	63%
Wallace.....	20
Stettinius.....	9
Byrnes.....	1
Byrd.....	1
Others.....	6

Choice of Republicans

Dewey.....	59%
Stassen.....	15
Bricker.....	8
MacArthur.....	7
Vandenberg.....	4
Taft.....	2
Hoover.....	1
Saltonstall.....	1
Warren.....	1
Others.....	2

**MAY 18
PARTY STRENGTH**

Interviewing Date 4/20-25/45
Survey #345-K Question #6

Which party do you want to see win the presidential election in 1948 — the Democratic or the Republican?

Democratic.....	54%
Republican.....	46

Interviewing Date 4/20-25/45
Survey #345-K Question #8

Regardless of how you yourself feel, which party do you think will win the presidential election in 1948?

Democratic.....	45%
Republican.....	55

**MAY 19
PRESIDENTIAL TENURE**

Interviewing Date 4/20-25/45
Survey #345-K Question #15

Would you favor or oppose a law which would keep all Presidents of the United States from being elected for a third term?

Favor.....	60%
Oppose.....	40

Interviewing Date 4/20-25/45
Survey #345-T Question #15

Would you favor changing the term of office of the President of the United States in the future to one six-year term with no reelection?

Yes.....	27%
No.....	73

**MAY 20
NAZI WAR CRIMES**

Interviewing Date 5/4-9/45
Survey #346-K Question #3a

What do you think of the reports that the Germans have killed many people in concentration camps or let them starve to death — are they true or not true?

True.....	84%
True, but exaggerated.....	9
Doubtful, hard to believe.....	1
Not true.....	3
Can't decide.....	3

Interviewing Date 5/4-9/45
Survey #346-K Question #3b

Nobody knows how many have been killed or starved to death but what would be your best guess?

Median average.....	1 million
---------------------	-----------

Interviewing Date 5/4-9/45
Survey #346-K

Question #4a

Do you think it would be a good idea or a bad idea to have movie theaters throughout the country show pictures of all the horrible things that have happened in prison camps run by Germans?

Good idea..... 60%
Bad idea..... 35
No opinion..... 5

Interviewing Date 5/4-9/45
Survey #346-K

Question #4b

Would you like to see them?

Yes..... 83%
No..... 17

Interviewing Date 5/4-9/45
Survey #346-K

Question #4c

Do you think such pictures should be shown to all German prisoners of war in camps in the United States?

Yes..... 87%
No..... 9
No opinion..... 4

Interviewing Date 5/4-9/45
Survey #346-T

Question #4c

Do you think such pictures should be shown to all German people in Germany?

Yes..... 89%
No..... 8
No opinion..... 3

MAY 23

TRADE AGREEMENTS

Interviewing Date 5/4-9/45
Survey #346-K

Question #6b

Congress has to decide whether or not to continue the trade agreements program. What do you think — should the program be continued or not?

Should be continued..... 75%
Should not be..... 7
Undecided..... 18

Interviewing Date 5/4-9/45
Survey #346-K

Question #6c

Would you approve or disapprove using this program to get further reductions of tariffs in both the United States and other countries?

Approve..... 57%
Disapprove..... 20
No opinion..... 23

Democrats who are familiar with the principle of reciprocal trade agreements are overwhelmingly in favor of a further reduction in tariffs. Republicans who are familiar with the agreements are more evenly divided. A slight majority of those interviewed in this survey favor further reductions.

MAY 25

TENNESSEE VALLEY AUTHORITY

Interviewing Date 4/20-25/45
Survey #345-K

Question #17a

Have you ever heard of the Tennessee Valley Authority?

Yes..... 60%
No..... 40

Interviewing Date 4/20-25/45
Survey #345-K

Question #17b

Will you tell me briefly what it is?

Correct answer..... 41%
Incorrect answer..... 59

Interviewing Date 4/20-25/45
Survey #345-K

Question #17c

Those who gave a correct answer were then asked: From what you know, is your opinion of TVA in general favorable or unfavorable?

Favorable.....	32%
Unfavorable.....	5
No opinion.....	4
	<u>41%</u>

Interviewing Date 4/20-25/45
Survey #345-K Question #17d

Those informed about the TVA were next asked: Would you like to see something similar organized for the Missouri Valley?

Yes.....	27%
No.....	5
No opinion.....	9
	<u>41%</u>

**MAY 26
BLACK MARKET**

Interviewing Date 5/4-9/45
Survey #346-K Question #11b

Do you think that buying at black market prices is sometimes justified?

Sometimes justified.....	21%
Not justified.....	74
No opinion.....	5

By Sex

Men

Sometimes justified.....	23%
Not justified.....	71
No opinion.....	6

Women

Sometimes justified.....	18%
Not justified.....	77
No opinion.....	5

By Community Size

Over 100,000

Sometimes justified.....	23%
Not justified.....	73
No opinion.....	4

10,000-100,000

Sometimes justified.....	19%
Not justified.....	78
No opinion.....	3

Under 10,000

Sometimes justified.....	21%
Not justified.....	73
No opinion.....	6

Farm Areas

Sometimes justified.....	18%
Not justified.....	73
No opinion.....	9

Interviewing Date 5/4-9/45
Survey #346-K Question #11c

Under what conditions do you think it is justified?

When questioned as to conditions under which black market buying might be justified, the largest number mentioned emergencies such as illness. Others said they felt black market buying was justified when the rationing board was unfair after an appeal.

**MAY 27
GERMANY**

Interviewing Date 5/4-9/45
Survey #346-K Question #1

What do you think we should do with Germany as a country?

Be lenient, rehabilitate reeducate, encourage trade, start afresh.....	8%
Supervise and control, disarm, eliminate Nazis, control industries.....	46
Treat very severely, destroy as political entity, cripple her.....	34
Miscellaneous, undecided.....	12

**MAY 30
GENERAL KNOWLEDGE**

Interviewing Date 5/4-9/45
Survey #346-K

Question #10

Can you locate the following places?

	<i>Correct</i>
Guam.....	28%
Okinawa.....	33
Java.....	26
Singapore.....	14
Osaka.....	43
Kyushu.....	41
Chungking.....	79
Manila.....	74

By Education

	<i>Col- lege</i>	<i>High School</i>	<i>Grade School</i>
Guam.....	46%	35%	20%
Okinawa.....	54	36	26
Java.....	57	32	15
Singapore.....	37	17	6
Osaka.....	72	55	28
Kyushu.....	72	54	26
Chungking.....	98	91	67
Manila.....	95	85	63

**JUNE 1
HERMANN GOERING**

Interviewing Date 5/17-22/45
Survey #347-K

Question #2b

What punishment if any do you think we should give Goering?

Kill him.....	67%
Imprison for life.....	6
Give him a trial.....	4
Other punishment.....	5
Do nothing.....	1
No opinion.....	17

The 67% advocating death for Goering includes many who say that the manner of death should be made as unpleasant as possible.

**JUNE 2
POSTWAR PUNISHMENT**

Interviewing Date 5/18-23/45
Survey #347-T

Question #2

What do you think should be done with Gestapo agents and storm troopers after the war?

Nearly half (45%) would like to see Gestapo agents and Nazi Storm Troopers quickly destroyed.

"Kill them . . . hang them . . . wipe them off the face of the Earth" are typical replies.

About a fifth of the people would "punish them" without designating just what form the punishment should take. Half of these people would, however, take time out to try the Gestapo and storm troop prisoners, make certain of their guilt before punishing.

One in ten think in terms of more than death. They want SS troopers and Gestapo men to die, but they want them to die slowly; they want to torture them, some suggesting "hard work and starvation" as the means.

"Imprison them . . . jail them . . . cage them (at least some part of the public always wants to put enemies on public display) . . . exile them . . . isolate them . . . treat them as they treated others. . . . No punishment is bad enough." These are just a few of the other suggestions.

**JUNE 3
ADOLF HITLER**

Interviewing Date 5/17-22/45
Survey #347-K

Question #1

Do you personally think that Hitler is dead?

Yes.....	17%
No.....	68
No opinion.....	15

By Education

College

Yes.....	23%
No.....	65
No opinion.....	12

High School

Yes.....	15%
No.....	72
No opinion.....	13

Grade School

Yes.....	16%
No.....	66
No opinion.....	18

**JUNE 6
RUSSIA**

Interviewing Date 5/17-22/45
Survey #347-K Question #12

Do you think Russia can be trusted to cooperate with us after the war?

Yes.....	45%
No.....	38
Undecided.....	17

The decrease in confidence in Russia's intentions is found to be the same among both Republican and Democratic voters, and among both men and women. While there are some differences on the basis of education, there has been a marked drop-off in trust of Russia in all educational levels.

**JUNE 8
TAXES**

Interviewing Date 5/17-22/45
Survey #347-K Question #10a

Do you think Congress should reduce income taxes this year, or should this wait until after Japan is defeated?

Cut income taxes.....	18%
Wait.....	77
No opinion.....	5

Interviewing Date 5/17-22/45
Survey #347-K Question #10b

Do you think Congress should reduce taxes on business this year, or should this wait until after Japan is defeated?

Cut business taxes.....	16%
Wait.....	74
No opinion.....	10

**JUNE 9
CANADIAN POLITICS**

Special Survey

Asked of Canadian voters: If the election were being held today what party would you vote for?

Liberal party.....	40%
Progressive-Conservative.....	27
Co-operative Commonwealth Federation	19
Bloc Populaire.....	5
Others.....	9

**JUNE 10
GERMANY AND JAPAN**

Interviewing Date 5/17-22/45
Survey #347-K Question #5a

To what extent do you think the German people have approved of the killing and starving of prisoners in Germany — entirely, partly, or not at all?

Entirely.....	31%
Partly.....	51
Not at all.....	4
German people didn't know.....	8
No opinion.....	6

Interviewing Date 5/17-22/45
Survey #347-K

Question #5b

To what extent do you think the Japanese people approve of the killing and starving of prisoners — entirely, partly, or not at all?

Entirely 63%
Partly 25
Not at all 2
Japanese people don't know 4
No opinion 6

Interviewing Date 5/17-22/45
Survey #347-K

Question #5c

Which people do you think are more cruel at heart — the Germans or the Japanese?

Japanese 82%
Germans 18

Attitudes toward the German and Japanese people do not vary to any important extent by education levels in this country. Today's poll finds that the typical college-trained person feels about the same way as the person who has had only a high school education or a grade school education, the majority in all groups thinking that the Japanese people show instincts considerably less civilized than the German people.

**JUNE 13
COMPULSORY MILITARY TRAINING**

Interviewing Date 6/1-5/45
Survey #348-K

Question #14

After the war is over do you think every able-bodied young man should be required to take military or naval training for one year?

Yes 70%
No 24
No opinion 6

**JUNE 15
RATION POINTS**

Interviewing Date 6/1-5/45
Survey #348-K

Question #1

Do you think restaurants should collect ration points from people who eat meals which include meat?

Yes 33%
No 56
No opinion 11

Persons Who Eat in Restaurants

	Often	Occasionally	Rarely, Never
Yes	26%	33%	40%
No	70	59	34
No opinion	4	8	26

**JUNE 16
TREATIES**

Interviewing Date 5/17-22/45
Survey #347-K

Question #13a

Which one of these three ways would you, personally, favor as the best way to have peace treaties approved? (1) Approval by the President only, (2) Approval by the President and a majority of the whole Congress, (3) Approval by the President and two-thirds of the Senate — the present method.

President only 7%
President and majority whole Congress 58
President and two-thirds Senate 21
Don't know 14

**JUNE 17
AID TO EUROPE**

Interviewing Date 5/17-22/45
Survey #347-K

Question #4a

Do you think many people in Europe will starve this year unless we send them food?

Yes..... 70%
 No..... 23
 No opinion..... 7

Interviewing Date 5/17-22/45
 Survey #347-K Question #4d

Do you think there is enough food in this country to keep Europeans from starving and still not reduce the amount people eat here?

Yes..... 35%
 No..... 56
 No opinion..... 9

Interviewing Date 5/18-23/45
 Survey #347-T Question #4c

Would you be willing to continue to put up with present shortages of butter, sugar, meat, and other rationed food products in order to give food to people who need it in Europe?

Yes..... 85%
 No..... 12
 No opinion..... 3

Interviewing Date 5/17-22/45
 Survey #347-K Question #4c

If necessary, would you and your family be willing to eat about one-fifth less than you are now eating in order to send more food to Europe?

Yes..... 70%
 No..... 23
 No opinion..... 7

**JUNE 22
 PROPAGANDA AGENCY**

Interviewing Date 6/1-5/45
 Survey #348-T Question #13a

Do you think we should have a permanent governmental agency that would explain the views and policies of this country to the people of other nations of the world?

Yes..... 49%
 No..... 23
 No opinion..... 28

**By Political Affiliation
 Democrats**

Yes..... 56%
 No..... 19
 No opinion..... 25

Republicans

Yes..... 47%
 No..... 34
 No opinion..... 19

Interviewing Date 6/1-5/45
 Survey #348-T Question #13b

Can you tell me what the OWI is?

Correct answer..... 31%
 Incorrect answer..... 69

Interviewing Date 6/1-5/45
 Survey #348-T Question #13c

Those answering correctly were asked: As far as you know, do you think the OWI has done its job well or poorly?

Well..... 14%
 Fair job..... 9
 Poorly..... 4
 No opinion..... 4
 31%

**JUNE 23
 DISCHARGE FROM ARMY**

Interviewing Date 6/1-5/45
 Survey #348-K Question #3a

Do you think the point system for releasing men from the Army is fair?

Yes..... 72%
 No..... 15
 No opinion..... 13

Interviewing Date 6/1-5/45
Survey #348-K

Question #3b

What changes, if any, would you like to see made in the point system?

Only 30% suggested changes. These, in order of frequency, are as follows:

Credit for children should be higher. Men who have served the longest should be released first. Men in combat longest should be released first. Years of overseas service should be given more points. Age should be given more consideration. Point requirements should be lowered generally. The point system should be extended to include the Marines, the Navy, the Medical Corps. Men who have enough points should not be kept in, no matter how essential they are considered to be. More points should be given for wounds. Officers should be included in the system. Dependents other than children should be counted. Married men should be released first; men should be given points for wives.

Interviewing Date 6/1-5/45
Survey #348-K

Question #4

Do you think the draft is being handled fairly in your community?

Yes..... 79%
No..... 21

**JUNE 24
WINSTON CHURCHILL**

Interviewing Date 6/1-5/45
Survey #348-K

Question #5b

Persons who indicated an awareness of the upcoming British elections were asked: Would you like to see Winston Churchill reelected as Prime Minister?

Yes..... 71%
No..... 15
No opinion..... 14

**JUNE 27
WAGES**

Interviewing Date 6/1-5/45
Survey #348-K

Question #11

After the war, are you expecting the general level of wages to be higher, lower, or about the same as it is now?

Higher..... 5%
Lower..... 63
About same..... 27
No opinion..... 5

By Occupation

Professional and Business

Higher..... 8%
Lower..... 60
About same..... 29
No opinion..... 3

White Collar

Higher..... 4%
Lower..... 68
About same..... 27
No opinion..... 1

Farmers

Higher..... 2%
Lower..... 73
About same..... 20
No opinion..... 5

Skilled and Unskilled

Higher..... 4%
Lower..... 60
About same..... 29
No opinion..... 7

**JUNE 29
EMPEROR HIROHITO**

Interviewing Date 6/1-5/45
Survey #348-K

Question #18a

Can you tell me the name of the Emperor of Japan?

Correct answer 54%
 Incorrect answer 46

Five per cent said Tojo is the Emperor. Others said the Emperor is named Hari-Kari, Yoko-hoama, or Fujiyama.

Interviewing Date 6/1-5/45
 Survey #348-K Question #18b

What do you think we should do with the Japanese emperor after the war?

Execute him 33%
 Let court decide his fate 17
 Keep him in prison the rest of his life . . 11
 Exile him 9
 Do nothing — he's only a figurehead for war lords 4
 Use him as a puppet to run Japan 3
 Miscellaneous, no opinion 23

**JUNE 30
 ECONOMIC CONDITIONS**

Interviewing Date 6/1-5/45
 Survey #348-K Question #10a

What class or group of people in this country has done best financially during the war compared to before the war?

Labor, war workers, other workers 60%
 Business executives, upper class people . . 15
 Farmers 5
 White collar workers 3
 Miscellaneous 5
 No particular group 12

Interviewing Date 6/1-5/45
 Survey #348-K Question #10b

Do you think any class or group of people in this country is not making as much money as it should?

Yes 59%
 No 26
 No opinion 15

Interviewing Date 6/1-5/45
 Survey #348-K Question #10c

Those answering yes were asked: Which group?

White collar 25%
 Labor, skilled, semiskilled, and unskilled workers 13
 Farmers 10
 Business and professional 9
 Miscellaneous 5
62%

(Note: total is more than 59% because some persons named more than one group.)

**JULY 1
 PRESIDENT TRUMAN'S POPULARITY**

Interviewing Date 6/1-5/45
 Survey #348-K Question #19

Do you approve or disapprove of the way Harry Truman is handling his job as President?

Approve 87%
 Disapprove 3
 No opinion 10

By Political Affiliation

Democrats

Approve 88%
 Disapprove 2
 No opinion 10

Republicans

Approve 89%
 Disapprove 3
 No opinion 8

The favorable opinion on Mr. Truman was found in all sections of the country, with comparatively little difference between areas. The highest percentage of approval — 92% — came from the West Central section.

JULY 4

"VICTORY GARDENS"

Interviewing Date 6/1-5/45
Survey #384-K

Question #8b

Have you started a vegetable garden this year?

Based on the findings, approximately 17,000,000 families have started gardens.

Interviewing Date 6/1-5/45
Survey #384-K

Question #8c

Do you plan to have one?

Approximately 1,400,000 families say that they will be starting a vegetable garden.

JULY 6

CONGRESSIONAL PAY

Interviewing Date 6/15-20/45
Survey #349-T

Question #4

President Truman says that he favors raising the salaries of congressmen from \$10,000 to at least \$15,000 a year after general wage ceilings are removed. Would you approve or disapprove of this?

Approve..... 31%
Disapprove..... 50
No opinion..... 19

By Occupation

Business and Professional

Approve..... 55%
Disapprove..... 32
No opinion..... 13

White Collar

Approve..... 41%
Disapprove..... 46
No opinion..... 13

Farmers

Approve..... 24%
Disapprove..... 55
No opinion..... 21

Manual Workers

Approve..... 22%
Disapprove..... 56
No opinion..... 22

JULY 7

MERCHANT MARINE

Interviewing Date 6/1-5/45
Survey #348-K

Question #2a

Are all men in the merchant marine members of the armed forces?

Yes..... 25%
No..... 75

Interviewing Date 6/1-5/45
Survey #348-K

Question #2b

Does the GI Bill of Rights apply to all men in the merchant marine?

Yes..... 19%
No..... 81

Interviewing Date 6/1-5/45
Survey #348-K

Question #2c

Informed persons (those answering no to the above two questions) were then asked: Should the GI bill of rights be extended to include all men in the merchant marine?

Yes..... 60%
No..... 33
No opinion..... 7

JULY 8

FRATERNIZATION

Interviewing Date 6/14-19/45
Survey #349-K

Question #1b

Do you think American soldiers in Germany should be allowed to have dates with German girls?

Yes.....	30%
No.....	59
No opinion.....	11

By Sex
Men

Yes.....	41%
No.....	48
No opinion.....	11

Women

Yes.....	22%
No.....	67
No opinion.....	11

Families with a member in the armed forces in Germany are more opposed to fraternization than those with no member of the family in the occupying forces.

JULY 11
POSTWAR PRESTIGE

Special Survey

Persons in the United States and several European countries were asked: After the war, which country do you think will actually have the most influence in world affairs?

France Says

United States.....	43%
Russia.....	41
England.....	4
No one in particular.....	4
Undecided.....	8

Canada Says

United States.....	36%
Russia.....	24
England.....	19
Miscellaneous.....	2
Undecided.....	19

Sweden Says

United States.....	50%
Russia.....	21
England.....	8
No one in particular.....	5
Undecided.....	16

Denmark Says

United States.....	21%
Russia.....	19
England.....	9
United States and England.....	12
United States and Russia.....	7
Others.....	4
Undecided.....	28

United States Says

United States.....	63%
Russia.....	24
England.....	5
United States and Russia.....	2
United States and England.....	1
Undecided.....	5

JULY 13
UNEMPLOYMENT COMPENSATION

Interviewing Date 6/15-20/45
Survey #349-T

Question #5a

Do you think the Government should give money to workers who are unemployed for a limited length of time until they can find another job?

Yes.....	63%
No.....	32
No opinion.....	5

By Occupation

Business and Professional

Yes.....	58%
No.....	38
No opinion.....	4

<i>White Collar</i>	
Yes.....	56%
No.....	40
No opinion.....	4

<i>Farmers</i>	
Yes.....	50%
No.....	42
No opinion.....	8

<i>Skilled and Unskilled</i>	
Yes.....	72%
No.....	23
No opinion.....	5

When the public was asked how much per week should be given in the way of unemployment compensation for a man with a wife and two children, the median average figure, including those opposed to the principle of giving anything, was \$20 per week. The median average sum named by farmers was \$15, and by business and professional people, white collar workers, and manual workers, \$25.

JULY 14
OVERSEAS TRIPS FOR SOLDIERS'
WIVES

Interviewing Date 4/20-25/45
 Survey #345-K Question #1a

It has been suggested that wives of servicemen be permitted to visit their husbands who have to stay abroad to police conquered countries. Do you approve or disapprove of this plan?

Approve.....	64%
Disapprove.....	29
No opinion.....	7

Interviewing Date 4/20-25/45
 Survey #345-K Question #1b

How do you think these trips should be paid for — by the Government or by the people themselves?

Government.....	42%
People themselves.....	30
Share the cost.....	5
No opinion.....	23

JULY 15
RUSSIA

Interviewing Date 6/15-20/45
 Survey #349-T Question #2b

Do you want to see Russia join us in the war against Japan, or would you rather not see her join us?

Want Russia to join.....	77%
Do not want.....	14
No opinion.....	9

By Education
College

Want Russia to join.....	75%
Do not want.....	21
No opinion.....	4

High School

Want Russia to join.....	80%
Do not want.....	12
No opinion.....	8

Grade School

Want Russia to join.....	73%
Do not want.....	13
No opinion.....	14

Interviewing Date 6/15-20/45
 Survey #349-T Question #2a

Do you think Russia will join us in the war against Japan?

Yes.....	39%
No.....	31
No opinion.....	30

JULY 18

COMPULSORY MILITARY TRAINING

Interviewing Date 6/29-7/4/45
Survey #350-K Question #1

After this war is over, do you think every able-bodied young man should be required to take military or naval training for one year?

Yes..... 69%
No..... 24
No opinion..... 7

By Sex
Men

Yes..... 68%
No..... 25
No opinion..... 7

Women

Yes..... 70%
No..... 23
No opinion..... 7

By Age
21-29 Years

Yes..... 72%
No..... 22
No opinion..... 6

30-49 Years

Yes..... 69%
No..... 24
No opinion..... 7

50 Years and Over

Yes..... 68%
No..... 25
No opinion..... 7

JULY 20

LENGTH OF WAR

Interviewing Date 6/29-7/4/45
Survey #350-T Question #8a

How much longer do you think the war with Japan will last?

Until end of 1945..... 20%
First half of 1946..... 42
Second half of 1946..... 12
1947 or later..... 20
Unwilling to guess..... 6

JULY 21

CANCER FUND

Interviewing Date 6/14-19/45
Survey #349-K Question #11a

Should Congress pass a law that would provide \$200 million for the study and treatment of cancer in this country?

Yes..... 81%
No..... 10
No opinion..... 9

Interviewing Date 6/14-19/45
Survey #349-K Question #11b

Would you be willing to pay more taxes to provide this money?

Yes..... 75%
No..... 20
No opinion..... 5

JULY 22

UNITED NATIONS CHARTER

Interviewing Date 6/29-7/4/45
Survey #350-K Question #3a

Should the United States Senate approve the United Nations Charter for a world organization as adopted at the San Francisco Conference?

Yes..... 66%
No..... 3
No opinion..... 31

By Region

New England and Middle Atlantic

Yes..... 64%
No..... 3
No opinion..... 33

East Central and West Central

Yes.....	68%
No.....	3
No opinion.....	29

South

Yes.....	62%
No.....	2
No opinion.....	36

West

Yes.....	65%
No.....	4
No opinion.....	31

JULY 25
UNITED NATIONS CHARTER

Interviewing Date 6/29-7/4/45
Survey #350-K Question #3c

Do you think the Charter worked out at San Francisco will prevent future wars?

Yes.....	15%
Qualified yes.....	27
No.....	36
No opinion.....	22

The group answering with a qualified "yes," or a "yes if—," stipulated many different things that would have to be done to insure permanent peace. The chief qualifications:

"If all nations obey the Charter rules . . . if we work in accord . . . if political leaders aren't cynical but really put their minds and souls into maintaining a world peace organization . . . if the Big Five stick together . . . if the big nations are willing to fight to stop aggressive countries . . . if the United States takes the lead in keeping peace . . . if we don't go back to isolationism."

The study reveals that Republican voters are less optimistic than Democratic voters about the efficacy of the Charter as a peace measure. Forty-three per cent of the Republicans questioned said they did not think the Charter would prevent future wars, as compared to 29% among Democrats.

JULY 27
VETERANS AND POLITICS

Interviewing Date 6/29-7/4/45
Survey #350-T Question #13

If war veterans get organized after this war into a strong political group, do you think that would be a good thing or a bad thing for the country?

Good.....	43%
Bad.....	28
No opinion.....	29

By Occupation
Business and Professional

Good.....	40%
Bad.....	40
No opinion.....	20

White Collar

Good.....	42%
Bad.....	37
No opinion.....	21

Farmers

Good.....	40%
Bad.....	32
No opinion.....	28

Manual Workers

Good.....	49%
Bad.....	18
No opinion.....	33

JULY 28
PRESIDENTIAL PENSION

Interviewing Date 7/14-19/45
Survey #351-K Question #1

Would you approve or disapprove of the Government giving \$25,000 a year to a United States President for the rest of his life after he leaves office?

Approve..... 26%
 Disapprove..... 64
 No opinion..... 10

Opinion does not divide along party lines, for about the same proportion of Republican voters as Democratic voters oppose the plan. There is some difference of sentiment according to occupation, however, with business and professional people most in favor of the idea and farmers most opposed.

**JULY 29
 PRESIDENTIAL TENURE**

Interviewing Date 7/14-19/45
 Survey #351-T Question #5

Would you favor or oppose a law that would keep all Presidents of the United States from being elected for a third term?

Favor..... 58%
 Oppose..... 42

By Political Affiliation

	<i>Favor</i>	<i>Oppose</i>
Republicans.....	74%	26%
Democrats.....	47	53

**AUGUST 1
 RETIRED PRESIDENTS**

Interviewing Date 7/14-19/45
 Survey #351-K Question #1

It has been suggested that after a United States President has finished his term he automatically be given a seat and a vote in the United States Senate for as long as he wishes. Do you approve or disapprove of this?

Approve..... 34%
 Disapprove..... 53
 No opinion..... 13

Interviewing Date 7/14-19/45
 Survey #351-K Question #1

It has been suggested that after a United States President has finished his term he automatically be given a seat in the House of Representatives for as long as he wishes. Do you approve or disapprove of this?

Approve..... 38%
 Disapprove..... 48
 No opinion..... 14

**AUGUST 4
 WARTIME DATING**

Interviewing Date 7/14-19/45
 Survey #351-K Question #3

Do you think a woman whose husband is overseas should accept dates with other men?

Yes..... 6%
 Yes, qualified..... 5
 No..... 85
 No opinion..... 4

By Sex

Men

Yes..... 7%
 Yes, qualified..... 4
 No..... 83
 No opinion..... 6

Women

Yes..... 5%
 Yes, qualified..... 6
 No..... 87
 No opinion..... 2

People who wanted to qualify their approval of the idea said, among other things, "Yes — if the dates are in groups . . . if the husband approves . . . if the man is a personal friend of the husband, or a relative."

**AUGUST 5
PARTY STRENGTH**

Interviewing Date 7/14-19/45
Survey #351-K Question #6

If the presidential election were being held today, which party would you vote for — the Democratic or Republican?

Democratic.....	58%
Republican.....	42

**AUGUST 10
CLOSED SHOP**

Interviewing Date 7/14-19/45
Survey #351-K Question #12a

Are you in favor of the closed shop — that is, requiring every worker in a company to belong to a union before he can be hired?

Favor.....	13%
Oppose.....	75
No opinion.....	13

Union Members Only

Favor.....	39%
Oppose.....	54
No opinion.....	7

Non-Union Members Only

Favor.....	11%
Oppose.....	77
No opinion.....	12

**AUGUST 11
DIVORCE**

Interviewing Date 7/14-19/45
Survey #351-K Question #4

Do you think the courts of this state should recognize divorces granted by Reno courts?

Yes.....	34%
No.....	51
No opinion.....	15

**By Age
21-29 Years**

Yes.....	43%
No.....	44
No opinion.....	13

30-49 Years

Yes.....	36%
No.....	50
No opinion.....	14

50 Years and Over

Yes.....	26%
No.....	56
No opinion.....	18

**AUGUST 12
LABOR UNIONS**

Interviewing Date 7/14-19/45
Survey #351-K Question #9

There has been some discussion about changing the laws concerning labor unions. What changes, if any, would you like to see made?

Eliminate unions.....	8%
Increase union restrictions.....	50
Increase employers' powers.....	2
Improve mediation system.....	2
Miscellaneous (anti-union).....	15
Effect changes favoring unions.....	4
No changes.....	31
	<hr/> 112%

(Note: table adds to more than 100% because some persons suggested more than one change.)

**AUGUST 15
SPAIN**

Interviewing Date 7/27-8/1/45
Survey #352-T Question #8c

Should Spain, under its present government, become a member of the United Nations?

Yes..... 12%
 No..... 76
 No opinion..... 12

Interviewing Date 7/27-8/1/45
 Survey #352-T Question #8a

Can you tell me who General Franco is?

Correct answer..... 53%
 Incorrect answer..... 47

**AUGUST 17
 RATIONING**

Interviewing Date 7/27-8/1/45
 Survey #352-K Question #1

If you could have any one of these four things, which would you prefer: 15 gallons of gasoline, 25 pounds of sugar, 5 pounds of butter, or 5 pounds of beefsteak?

Sugar..... 47%
 Beefsteak..... 29
 Gasoline..... 14
 Butter..... 10

**By Community Size
 Cities 100,000 and Over**

Sugar..... 27%
 Beefsteak..... 40
 Gasoline..... 22
 Butter..... 11

Towns, Cities up to 100,000

Sugar..... 48%
 Beefsteak..... 28
 Gasoline..... 12
 Butter..... 12

Farm Areas

Sugar..... 71%
 Beefsteak..... 14
 Gasoline..... 10
 Butter..... 5

**AUGUST 18
 NAVY UNIFORMS**

Interviewing Date 7/27-8/1/45
 Survey #352-K Question #5

It has been suggested that the uniforms of sailors in the navy be changed. Do you think they should be changed?

Yes..... 34%
 No..... 45
 No opinion..... 21

**By Age
 21-29 Years**

Yes..... 44%
 No..... 40
 No opinion..... 16

30-49 Years

Yes..... 34%
 No..... 47
 No opinion..... 19

50 Years and Over

Yes..... 31%
 No..... 45
 No opinion..... 24

**AUGUST 19
 MINIMUM WAGE**

Interviewing Date 7/27-8/1/45
 Survey #352-K Question #2a

What does the term "minimum wage" mean to you?

Correct answer..... 48%
 Incorrect answer..... 22
 Don't know..... 30

Among people who attended college, 75% gave a correct answer; among those with no more than a grade school education, 32% gave correct replies.

Interviewing Date 7/27-8/1/45
Survey #352-K

Question #2b

Those who knew what the term "minimum wage" meant were asked: Do you happen to know what the minimum wage rate per hour throughout the country is now?

Median average of replies..... \$.45 hr.

Interviewing Date 7/27-8/1/45
Survey #352-K

Question #c

Asked of those familiar with the meaning of "minimum wage": Would you favor or oppose making the minimum wage 65 cents an hour for all workers in business and industry?

Favor..... 56%
Oppose..... 32
No opinion..... 12

**AUGUST 22
JAPAN**

Interviewing Date 7/27-8/1/45
Survey #352-K

Question #6

How should we treat the Japanese people after the war?

Control strictly, punish war criminals.. 53%
Treat fairly, start reeducating them... 33
Treat with extreme harshness..... 14
Miscellaneous..... 3
No opinion..... 7
110%

(Note: table adds to more than 100% because some persons suggested more than one treatment.)

**AUGUST 24
STRIKES**

Interviewing Date 7/14-19/45
Survey #351-T

Question #11a

Would you favor a law requiring employers and unions to take their differences to a

Federal Labor Board before a strike could be called in any industry?

Yes..... 70%
No..... 10
No opinion..... 20

Labor Union Members Only

Yes..... 71%
No..... 18
No opinion..... 11

**AUGUST 25
POSTWAR PROBLEMS**

Special Survey

Britons were asked: What do you think will be the chief postwar problem?

Housing..... 54%
Employment..... 13
Preparing for return of troops..... 4
Other..... 29

French citizens were asked: What do you think will be the chief postwar problem?

Food..... 38%
Internal politics..... 14
Collaborationists..... 11
Cost of living..... 8
Other..... 29

Americans were asked: What do you think will be the chief postwar problem?

Jobs..... 20%
Avoiding a depression..... 16
Permanent peace..... 15
Strikes..... 10
Other..... 39

**AUGUST 26
WEAPONS AND JAPAN**

Interviewing Date 8/10-15/45
Survey #353-K

Question #8c

Do you approve or disapprove of using the new atomic bomb on Japanese cities?

Approve..... 85%
 Disapprove..... 10
 No opinion..... 5

When this vote is broken down there is hardly any difference of opinion by sex, age, or education.

Interviewing Date 6/14-19/45
 Survey #349-K Question #3a

Would you favor or oppose using poison gas against the Japanese if doing so would reduce the number of American soldiers who are killed and wounded?

Favor..... 40%
 Oppose..... 49
 No opinion..... 11

A majority of young people favor the use of poison gas, while persons 50 years and older are substantially opposed to the idea. Men oppose the idea of using gas to a greater extent than women, and college-trained people are more opposed than people with no more than an elementary school education.

AUGUST 29 SUPREME COURT

Interviewing Date 8/10-15/45
 Survey #353-T Question #12c

The President fills all vacancies on the Supreme Court. Do you think he should appoint about the same number of Democrats and Republicans, or should he appoint only members of his own political party?

Same number from each party..... 56%
 Only from own party..... 9
 Should be nonpartisan and appoint best qualified..... 19
 No opinion..... 16

By Political Affiliation

Democrats

Same number from each party..... 52%
 Only from own party..... 12
 Should be nonpartisan and appoint best qualified..... 19
 No opinion..... 17

Republicans

Same number from each party..... 64%
 Only from own party..... 5
 Should be nonpartisan and appoint best qualified..... 20
 No opinion..... 11

AUGUST 31 WAGE-PRICE CONTROLS

Interviewing Date 8/10-15/45
 Survey #353-K Question #9a

Do you approve or disapprove of removing all wage ceilings now?

Approve..... 25%
 Disapprove..... 62
 No opinion..... 13

Interviewing Date 8/10-15/45
 Survey #353-K Question #9b

Do you approve or disapprove of removing all price ceilings now?

Approve..... 16%
 Disapprove..... 74
 No opinion..... 10

Interviewing Date 8/10-15/45
 Survey #353-K Question #9c

Some people believe that wage ceilings cannot be removed without also removing price ceilings. If you had to vote for or against keeping both wage and price control, would you vote to keep both or do away with both?

Keep both..... 77%
 Do away with both..... 18
 No opinion..... 5

Analysis of the vote of the various occupational groups on these questions finds every group — businessmen, professional men, white collar workers, farmers, manual workers — all with high majorities favoring retention of wage and price controls for the time being.

**SEPTEMBER 1
 HOUSE CONSTRUCTION**

Interviewing Date 8/10-15/45
 Survey #353-K Question #15a
Do you plan to build a new home of your own after the war?

Yes..... 23%
 No..... 77

Interviewing Date 8/10-15/45
 Survey #353-K Question #15b
Asked of those answering in the affirmative: About how much do you think you will spend building the house?

Median average..... \$5,000

**SEPTEMBER 2
 TRUMAN ADMINISTRATION**

Interviewing Date 8/10-15/45
 Survey #353-T Question #11a
Which of these three policies would you like to have President Truman follow: (1) Go more to the left by following more of the views of labor and other liberal groups, (2) Go more to the right by following more of the views of business and conservative groups, or (3) Follow a middle-of-the-road policy?

Go to the left..... 16%
 Go to the right..... 18
 Stay middle-of-the-road..... 55
 No opinion..... 11

By Age

21-29 Years

Go to the left..... 19%
 Go to the right..... 9
 Stay middle-of-the-road..... 60
 No opinion..... 12

30-49 Years

Go to the left..... 17%
 Go to the right..... 17
 Stay middle of the road..... 56
 No opinion..... 10

50 Years and Over

Go to the left..... 14%
 Go to the right..... 25
 Stay middle-of-the-road..... 49
 No opinion..... 12

Interviewing Date 8/10-15/45
 Survey #353-T Question #11b

Which of these three policies do you think President Truman has been following?

Left..... 10%
 Right..... 17
 Middle-of-the-road..... 54
 No opinion..... 19

**SEPTEMBER 5
 RUSSIA**

Interviewing Date 8/10-15/45
 Survey #353-K Question #7
Do you think Russia can be trusted to cooperate with us after the war?

Yes..... 54%
 No..... 30
 No opinion..... 16

By Occupation

Professional and Business

Yes..... 64%
 No..... 25
 No opinion..... 11

<i>White Collar</i>	
Yes.....	62%
No.....	30
No opinion.....	8

<i>Farmers</i>	
Yes.....	48%
No.....	32
No opinion.....	20

<i>Manual Workers</i>	
Yes.....	48%
No.....	33
No opinion.....	19

<i>By Education</i>	
<i>College</i>	
Yes.....	71%
No.....	23
No opinion.....	6

<i>High School</i>	
Yes.....	58%
No.....	31
No opinion.....	11

<i>Grade School</i>	
Yes.....	47%
No.....	32
No opinion.....	21

SEPTEMBER 7

IDEAL FAMILY SIZE

Interviewing Date 8/10-15/45
Survey #353-K Question #16

What do you consider to be the ideal size of a family — a husband and wife and how many children?

1 child.....	1%
2 children.....	22
3 children.....	28
4 children.....	31
5 children.....	9
6 or more children.....	9

Views of Women

1 child.....	1%
2 children.....	21
3 children.....	27
4 children.....	36
5 children.....	8
6 or more children.....	7

Views of Women Aged 21-34 Years

1 child.....	1%
2 children.....	25
3 children.....	33
4 children.....	31
5 children.....	7
6 or more children.....	3

In general, women living on farms and in small towns favor larger families than women living in metropolitan areas. For example, 42% of those questioned on farms named four children ideal, as compared to only 30% in cities of more than half a million population.

**SEPTEMBER 8
MONEY**

Interviewing Date 8/10-15/45
Survey #353-K Question #1

It has been suggested that the paper money bills of different value be printed in different colors. Do you think this is a good or poor idea?

Good idea.....	42%
Poor idea.....	42
No opinion.....	16

By Education
College

Good idea.....	49%
Poor idea.....	46
No opinion.....	5

High School

Good idea.....	45%
Poor idea.....	41
No opinion.....	14

Grade School

Good idea..... 38%
 Poor idea..... 42
 No opinion..... 20

**SEPTEMBER 9
 INCOME TAXES**

Interviewing Date 8/10-15/45
 Survey #353-K Question #4a

After the war how much do you think a married man with two children who earns \$60 a week, that is \$3,000 a year, should pay in federal income taxes?

Median average..... \$150

Interviewing Date 8/10-15/45
 Survey #353-K Question #4b

How about a married man with two children who earns \$200 a week, that is \$10,000 a year?

Median average..... \$1,000

Interviewing Date 8/10-15/45
 Survey #353-K Question #4c

How about a married man with two children who earns \$1,000 a week, that is \$50,000 a year?

Median average..... \$12,500

Interviewing Date 8/10-15/45
 Survey #353-T Question #4a

What do you think the tax is now for a married man with two children who earns \$60 a week, that is \$3,000 a year?

Median average..... \$250

Interviewing Date 8/10-15/45
 Survey #353-T Question #4b

What do you think the tax is now for a married man with two children who earns \$200 a week, that is \$10,000 a year?

Median average..... \$1,000

Interviewing Date 8/10-15/45
 Survey #353-T Question #4c

What do you think the tax is now for a married man with two children who earns \$1,000 a week, that is \$50,000 a year?

Median average..... \$10,000

The actual taxes now being paid on income by these three groups is, respectively, \$200, \$1,900, and \$21,500.

**SEPTEMBER 12
 ATOMIC BOMB**

Interviewing Date 8/24-29/45
 Survey #354-K Question #4

It has been suggested that the new United Nations Security Council use the atomic bomb to help keep peace by putting it under control of a special international air force. Would you favor such a plan, or should the United States try to keep control of this weapon?

Put under UN control..... 14%
 U.S. should keep control..... 73
 No opinion..... 12

The greatest inclination to put the atomic bomb under Security Council control was found among people who have attended college and also among young people. The least inclined are people who did not go beyond grammar school and among people who are over 50 years of age.

**SEPTEMBER 14
 STANDARD TIME**

Interviewing Date 8/24-29/45
 Survey #354-K Question #13

Which of the following would you prefer: A. Stay on war time the year 'round as at present; B. Have daylight saving time in the summer and standard time the rest of the year. C. Stay on standard time the year 'round?

Stay on war time the year 'round.....	17%
Daylight time in summer, standard time rest of year.....	25
Stay on standard time the year 'round..	46
No opinion.....	12

By Area

Now Favoring:

	<i>Summer Day-</i>			
	<i>War Time</i>	<i>light Time</i>	<i>Stand. Time</i>	<i>Un- dec.</i>
Cities and towns which had summer daylight time before war.....	21%	37%	31%	11%
Areas which had standard time year 'round before war.....	14	14	60	12

**SEPTEMBER 15
EMPLOYMENT OUTLOOK**

Interviewing Date 8/24-29/45
Survey #354-K Question #10a

Do you think that business firms in this country will be able to provide enough jobs for nearly everyone during the next five years, or will the Government have to step in and provide work like the W.P.A. or P.W.A.?

Business will be able to provide enough jobs.....	42%
Government will have to provide work..	42
No opinion.....	16

Interviewing Date 8/24-29/45
Survey #354-K Question #10b

Do you think the Government will have to provide work steadily during the next five years, or only part of the time?

Steadily.....	13%
Part of the time.....	25
Don't know.....	4
	<u>42%</u>

**SEPTEMBER 16
PUBLIC WELFARE DEPARTMENT**

Interviewing Date 8/24-29/45
Survey #354-T Question #12

Do you think another Cabinet office, called the Department of Public Welfare and headed by a Secretary, should be set up in Washington to include such things as Social Security, public health, and education?

Should be.....	47%
Should not.....	22
No opinion.....	31

By Education

College

Should be.....	53%
Should not.....	32
No opinion.....	15

High School

Should be.....	50%
Should not.....	25
No opinion.....	25

Grade School

Should be.....	45%
Should not.....	17
No opinion.....	38

By Occupation

Professional and Business

Should be.....	53%
Should not.....	27
No opinion.....	20

White Collar

Should be.....	54%
Should not.....	22
No opinion.....	24

Farmers

Should be.....	35%
Should not.....	31
No opinion.....	34

Manual Workers

Should be..... 47%
 Should not..... 15
 No opinion..... 38

**SEPTEMBER 19
 ATOMIC BOMB**

Interviewing Date 8/24-29/45 Question #3a
 Survey #354-K

Do you think it was a good thing or a bad thing that the atomic bomb was developed?

Good thing..... 69%
 Bad thing..... 17
 No opinion..... 14

Interviewing Date 8/24-29/45 Question #3c
 Survey #354-K

Do you think that atomic energy will be developed in the next ten years to supply power for industry and other things?

Yes..... 47%
 No..... 19
 No opinion..... 34

Interviewing Date 8/24-29/45 Question #3b
 Survey #354-K

Some people say that some day experiments in smashing atoms will cause an explosion which will destroy the entire world. Do you think this is ever likely to happen?

Yes..... 27%
 No..... 53
 No opinion..... 20

Interviewing Date 8/24-29/45 Question #3a
 Survey #354-T

Some people say that the atomic bomb makes a large army and navy unnecessary. Do you agree or disagree with this?

Agree..... 35%
 Disagree..... 47
 No opinion..... 18

**SEPTEMBER 21
 DEMOBILIZATION**

Interviewing Date 8/24-29/45 Question #7
 Survey #354-K

Do you think that men in the army should be released faster than they are, or do you think they are being released fast enough?

Army should release men faster..... 23%
 Release rate fast enough..... 56
 No opinion..... 21

Views of People with Relative in Army

Army should release men faster..... 29%
 Release rate fast enough..... 55
 No opinion..... 16

Interviewing Date 8/24-29/45 Question #7
 Survey #354-T

Do you think that men in the navy should be released faster than they are, or do you think they are being released fast enough?

Navy should release men faster..... 24%
 Release rate fast enough..... 45
 No opinion..... 31

Views of People with Relative in Navy

Navy should release men faster..... 38%
 Release rate fast enough..... 38
 No opinion..... 24

**SEPTEMBER 22
 ADOLF HITLER**

Interviewing Date 9/8-13/45 Question #1
 Survey #355-K

Do you personally believe that Hitler is dead?

Yes..... 16%
 No..... 69
 No opinion..... 15

**SEPTEMBER 23
CIVIL RIGHTS LEGISLATION**

Interviewing Date 6/14-19/45
Survey #349-K Question #7

Do you favor or oppose a law in your state that would require employers to hire a person if he is qualified for the job regardless of his race or color?

Favor..... 43%
Oppose..... 44
No opinion..... 13

By Region

New England and Middle Atlantic

Favor..... 58%
Oppose..... 31
No opinion..... 11

East Central and West Central

Favor..... 41%
Oppose..... 43
No opinion..... 16

South

Favor..... 30%
Oppose..... 60
No opinion..... 10

West

Favor..... 41%
Oppose..... 46
No opinion..... 13

By Age

21-29 Years

Favor..... 55%
Oppose..... 34
No opinion..... 11

30-49 Years

Favor..... 42%
Oppose..... 45
No opinion..... 13

50 Years and Over

Favor..... 38%
Oppose..... 48
No opinion..... 14

By Occupation

Business and Professional

Favor..... 43%
Oppose..... 48
No opinion..... 9

White Collar

Favor..... 41%
Oppose..... 51
No opinion..... 8

Farmers

Favor..... 25%
Oppose..... 57
No opinion..... 18

Manual Workers

Favor..... 52%
Oppose..... 35
No opinion..... 13

Interviewing Date 6/14-19/45
Survey #349-T Question #7

Would you favor or oppose a state law that would require employees to work alongside persons of any race or color?

Favor..... 34%
Oppose..... 56
No opinion..... 10

**SEPTEMBER 26
PEARL HARBOR**

Interviewing Date 9/8-13/45
Survey #355-K Question #14a

Have you heard or read about the report on the Pearl Harbor disaster?

Yes..... 72%
No..... 28

Interviewing Date 9/8-13/45
Survey #355-K

Question #14b

Those answering yes were asked: Who do you think was chiefly to blame for the Pearl Harbor disaster?

The Government.....	17%
The "whole country".....	15
President Roosevelt.....	11
Admiral Kimmel, General Short, the army or navy at Pearl Harbor.....	10
Army and navy.....	8
Secretary Hull.....	1
General Marshall.....	1
Secretary Stimson.....	1
Secretary Knox.....	1
Miscellaneous.....	35

Interviewing Date 9/8-13/45
Survey #355-K

Question #14c

Are you satisfied with the report that has been made on Pearl Harbor, or do you think Congress should investigate this further?

Satisfied.....	29%
Should investigate further.....	55
No opinion.....	16

**SEPTEMBER 28
LEND-LEASE**

Interviewing Date 9/8-13/45
Survey #355-T

Question #6

Was it your understanding that the lend-lease goods we sent to England during the war were to be paid for in full either in goods or money or not to be paid at all?

In full.....	44%
In part.....	21
Not at all.....	13
No opinion.....	22

Interviewing Date 9/8-13/45
Survey #355-T

Question #7a

Do you think England should pay us back in some way for the lend-lease material we sent her?

Yes.....	83%
No.....	12
No opinion.....	5

**SEPTEMBER 29
THE DRAFT**

Interviewing Date 9/8-13/45
Survey #355-K

Question #3a

If the Government decides to continue the draft to obtain men for occupation forces, should we draft young men eighteen years old or should the age be set higher?

Continue to draft young men 18 years old	39%
Set the draft age higher.....	53
No opinion.....	8

By Age

20-29 Years

Continue to draft young men 18 years old	46%
Set the draft age higher.....	45
No opinion.....	9

30-49 Years

Continue to draft young men 18 years old	41%
Set the draft age higher.....	52
No opinion.....	7

50 Years and Over

Continue to draft young men 18 years old	32%
Set the draft age higher.....	60
No opinion.....	8

By Sex

Men

Continue to draft young men 18 years old	41%
Set the draft age higher.....	51
No opinion.....	8

Women

Continue to draft young men 18 years old	35%
Set the draft age higher.....	56
No opinion.....	9

By Education

College

Continue to draft young men 18 years old	47%
Set the draft age higher.....	49
No opinion.....	4

High School

Continue to draft young men 18 years old	46%
Set the draft age higher.....	47
No opinion.....	7

Grade School

Continue to draft young men 18 years old	33%
Set the draft age higher.....	57
No opinion.....	10

**SEPTEMBER 30
LOAN TO ENGLAND**

Interviewing Date 9/8-13/45
Survey #355-K

Question #5a

England plans to ask this country for a loan of three to five billion dollars to help England get back on its feet. Would you approve or disapprove of the United States making such a loan?

Approve.....	27%
Disapprove.....	60
No opinion.....	13

By Occupation

Business and Professional

Approve.....	37%
Disapprove.....	55
No opinion.....	8

White Collar

Approve.....	35%
Disapprove.....	54
No opinion.....	11

Farmers

Approve.....	26%
Disapprove.....	62
No opinion.....	12

Manual Workers

Approve.....	20%
Disapprove.....	65
No opinion.....	15

By Education

College

Approve.....	45%
Disapprove.....	50
No opinion.....	5

High School

Approve.....	32%
Disapprove.....	58
No opinion.....	10

Grade School

Approve.....	22%
Disapprove.....	63
No opinion.....	15

**OCTOBER 3
VETERANS' INCOME TAXES**

Interviewing Date 9/8-13/45
Survey #355-T

Question #16a

Do you think that all income taxes owed by members of the armed forces on their service pay should be cancelled, or should these taxes be paid?

Should be cancelled.....	75%
Should be paid.....	16
No opinion.....	9

Interviewing Date 9/8-13/45
Survey #355-T

Question #16b

When persons went into the armed forces, income tax payments on that year's earnings as civilians were postponed until after they were discharged. Do you think these income taxes should be cancelled, or should they be paid?

Should be cancelled.....	56%
Should be paid.....	34
No opinion.....	10

**OCTOBER 5
UNEMPLOYMENT COMPENSATION**

Interviewing Date 9/8-13/45
Survey #355-T Question #9a

Congress is now considering a law which would give more unemployment compensation to persons without jobs so that some would get as much as \$25 a week for 26 weeks. Would you like to have your congressman vote for or against this bill?

For..... 46%
Against..... 40
No opinion..... 14

**By Occupation
Farmers**

For..... 28%
Against..... 55
No opinion..... 17

Business and Professional

For..... 34%
Against..... 57
No opinion..... 9

White Collar

For..... 42%
Against..... 45
No opinion..... 13

Manual Workers

For..... 61%
Against..... 25
No opinion..... 14

**OCTOBER 6
WORK WEEK**

Interviewing Date 9/8-13/45
Survey #355-K Question #11

How many hours a week do you think persons should work in a regular work week now that the war is over?

Under 40 hours..... 10%
40 hours..... 66
41-47 hours..... 5
48 hours..... 12
Over 48 hours..... 1
No opinion..... 6

**OCTOBER 7
PARTY BEST ABLE TO SOLVE
PROBLEMS**

Interviewing Date 9/8-13/45
Survey #355-K, T Question #12

It's another year until the congressional elections, but as you feel today, which political party, the Democratic or Republican, do you think can handle each of these different problems?

	Dem.	Rep.	Diff.	Opin.
Encouraging new business to start up.....	35%	30%	20%	15%
Reducing strikes and labor troubles...	34	26	33	17
Seeing that taxes don't get too heavy...	37	26	23	14
Running Gov't. efficiently.....	41	23	23	13
Getting business and industry back to peacetime production.....	41	23	20	16
Improving the health of the people...	36	15	32	17
Improving the education level of the people.....	36	15	33	16
Keeping farmers' income high.....	46	19	20	15
Taking care of veterans properly...	42	12	33	13
Working out a lasting peace with other countries..	45	14	28	13
Keeping wages high	49	15	23	13

**OCTOBER 10
STRIKES**

Interviewing Date 9/21-26/45
Survey #356-K Question #7a

Should the Government take a strong stand on labor strikes during the present reconversion period?

Yes..... 74%
No..... 14
No opinion..... 12

Interviewing Date 9/21-26/45
Survey #356-K Question #7b

Those answering in the affirmative were asked: What do you think it should do?

Crack down on labor — prohibit strikes, punish strikers, control union leaders, abolish unions, force strikers back to work..... 24%
Get production going again — step in with mediation or enforced arbitration, seize strike-bound plants and put men back to work..... 28
Help labor — support strikers, compel employers to be fair, raise wages..... 6
Miscellaneous..... 4
No procedure named..... 12

74%

**OCTOBER 12
WAGES**

Interviewing Date 9/21-26/45
Survey #356-T Question #9a

Should workers in a plant who work 40 hours a week be willing to take less pay than they did for a 48-hour week during wartime?

Yes..... 56%
No..... 37
No opinion..... 7

Interviewing Date 9/21-26/45
Survey #356-K Question #9

Do you think that automobile workers should get as much pay for 40 hours in peacetime as they got for 48 hours during the war?

Yes..... 33%
No..... 54
No opinion..... 13

By Occupation

Business and Professional

Yes..... 22%
No..... 71
No opinion..... 7

Farmers

Yes..... 21%
No..... 68
No opinion..... 11

White Collar

Yes..... 29%
No..... 58
No opinion..... 13

Manual Workers

Yes..... 44%
No..... 40
No opinion..... 16

Union Members Only

Yes..... 55%
No..... 32
No opinion..... 13

**OCTOBER 13
GOVERNMENT OWNERSHIP OF KEY INDUSTRIES**

Interviewing Date 9/8-13/45
Survey #355-K Question #13

Do you think the Government should own the following things in this country: Banks? Railroads? Coal Mines? Electric Power Companies?

	<i>Banks</i>
Government should own.....	34%
Government should not own.....	55
No opinion.....	11

	<i>Railroads</i>
Government should own.....	26%
Government should not own.....	56
No opinion.....	18

	<i>Coal Mines</i>
Government should own.....	38%
Government should not own.....	49
No opinion.....	13

	<i>Electric Power Companies</i>
Government should own.....	38%
Government should not own.....	39
No opinion.....	23

**OCTOBER 14
PARTY STRENGTH**

Interviewing Date 9/21-26/45
Survey #356-K Question #4
If you were voting for congressman today, would you be most likely to vote for the Democratic or Republican candidate?

Democratic.....	53%
Republican.....	47

**OCTOBER 17
WAGES**

Interviewing Date 9/21-26/45
Survey #356-K Question #10
The automobile workers' union says that workers' pay can be increased by 30% without making it necessary to increase the price of automobiles. Do you agree or disagree with this?

Agree.....	26%
Disagree.....	42
No opinion.....	32

	By Occupation
	<i>Business and Professional</i>
Agree.....	19%
Disagree.....	56
No opinion.....	25

	<i>Farmers</i>
Agree.....	16%
Disagree.....	54
No opinion.....	30

	<i>White Collar</i>
Agree.....	25%
Disagree.....	41
No opinion.....	34

	<i>Manual Workers</i>
Agree.....	34%
Disagree.....	32
No opinion.....	34

	<i>Union Members Only</i>
Agree.....	40%
Disagree.....	30
No opinion.....	30

Interviewing Date 9/21-26/45
Survey #356-T Question #10
Do you think that if wages to auto workers are increased by 30%, the price of new automobiles will be increased?

Yes.....	78%
No.....	11
No opinion.....	11

**OCTOBER 19
OCCUPATION OF JAPAN**

Interviewing Date 9/21-26/45
Survey #356-K Question #14
What is your opinion of the way we are treating the Japanese — are we being too tough or not tough enough?

Not tough enough.....	61%
Too tough.....	1
Treatment is about right.....	32
No opinion.....	6

By Education

College

Not tough enough.....	46%
Too tough.....	2
Treatment is about right.....	44
No opinion.....	8

High School

Not tough enough.....	63%
Too tough.....	—
Treatment is about right.....	32
No opinion.....	5

Grade School

Not tough enough.....	68%
Too tough.....	—
Treatment is about right.....	27
No opinion.....	5

By Age

21-29 Years

Not tough enough.....	68%
Too tough.....	—
Treatment is about right.....	25
No opinion.....	7

30-49 Years

Not tough enough.....	60%
Too tough.....	1
Treatment is about right.....	34
No opinion.....	5

50 Years and Over

Not tough enough.....	59%
Too tough.....	—
Treatment is about right.....	35
No opinion.....	6

**OCTOBER 21
FOREIGN AFFAIRS**

Interviewing Date 10/5-10/45
Survey #357-K

Question #4

Do you think it would be best for the future of this country if we take an active part in world affairs, or if we stayed out of world affairs?

Take active part.....	71%
Stay out.....	19
No opinion.....	10

By Region

New England and Middle Atlantic

Take active part.....	68%
Stay out.....	20
No opinion.....	12

East Central

Take active part.....	71%
Stay out.....	19
No opinion.....	10

West Central

Take active part.....	70%
Stay out.....	21
No opinion.....	9

South

Take active part.....	68%
Stay out.....	17
No opinion.....	15

West

Take active part.....	80%
Stay out.....	15
No opinion.....	5

**OCTOBER 22
MOST IMPORTANT PROBLEM**

Interviewing Date 10/5-10/45
Survey #357-K

Question #2

What do you think is the most important problem facing the country during the next year?

Jobs.....	42%
Strikes.....	32
Reconversion.....	19
Making Peace.....	7
Demobilization.....	5
Wages.....	3
Food shortages.....	2
Atomic bomb.....	2
Other.....	9
	<hr/>
	121%

(Note: total is more than 100% because some persons named more than one problem.)

**OCTOBER 24
WAGE-PRICE CONTROLS**

Interviewing Date 10/5-10/45
Survey #357-T Question #6a

Do you approve or disapprove of removing all wage ceilings now?

Approve.....	30%
Disapprove.....	58
No opinion.....	12

Interviewing Date 10/5-10/45
Survey #357-K Question #6b

Do you approve or disapprove of removing all price ceilings now?

Approve.....	21%
Disapprove.....	72
No opinion.....	7

Interviewing Date 10/5-10/45
Survey #357-T Question #6c

Some people believe that wage ceilings cannot be removed without also removing price ceilings. If you had to vote for or against keeping both wage and price control, would you vote to keep both or do away with both?

Keep both.....	67%
Do away with both.....	21
No opinion.....	12

**OCTOBER 26
LOAN TO RUSSIA**

Interviewing Date 10/5-10/45
Survey #357-K Question #11a

Russia has asked this country for a loan of six billion dollars to help Russia get back on its feet. Would you approve or disapprove of the United States making such a loan?

Approve.....	27%
Disapprove.....	60
No opinion.....	13

By Occupation

Professional and Business

Approve.....	36%
Disapprove.....	55
No opinion.....	9

White Collar

Approve.....	32%
Disapprove.....	56
No opinion.....	12

Farmers

Approve.....	22%
Disapprove.....	65
No opinion.....	13

Manual Workers

Approve.....	23%
Disapprove.....	61
No opinion.....	16

By Education

College

Approve.....	45%
Disapprove.....	48
No opinion.....	7

High School

Approve.....	29%
Disapprove.....	59
No opinion.....	12

Grade School

Approve.....	22%
Disapprove.....	62
No opinion.....	16

Interviewing Date 10/5-10/45
Survey #357-K Question #11d

If we lend Russia this money, do you think we will be repaid in part, in full, or not at all?

In part.....	26%
In full.....	23
Not at all.....	35
No opinion.....	16

**OCTOBER 27
WAR BONDS**

Interviewing Date 10/5-10/45
Survey #357-T Question #15b

Some people say that since the war is over it is no longer important nor is there any need to buy war bonds. Do you agree or disagree?

Agree.....	22%
Disagree.....	67
No opinion.....	11

**OCTOBER 28
ATOMIC BOMB**

Interviewing Date 10/5-10/45
Survey #357-K Question #5a

Do you think the secret of making atomic bombs should be put under the control of the new United Nations Security Council, or should the United States keep this secret to itself?

Put under United Nations control.....	17%
U.S. should keep control.....	71
No opinion.....	12

Interviewing Date 10/5-10/45
Survey #357-K Question #5d

Do you think the United States can keep this secret to itself, or do you think other nations will develop atomic bombs?

Can keep the secret.....	22%
Others will develop bombs.....	65
No opinion.....	13

**OCTOBER 31
INFANTILE PARALYSIS**

Interviewing Date 10/5-10/45
Survey #357-K Question #10a

Can you tell me another name for poliomyelitis or polio?

Correct answer.....	57%
Don't know, incorrect.....	43

Interviewing Date 10/5-10/45
Survey #357-K Question #10b

Do you think infantile paralysis is contagious (catching)?

Yes.....	49%
No.....	29
No opinion.....	22

Interviewing Date 10/5-10/45
Survey #357-K Question #10c

What do you think causes infantile paralysis?

Germ.....	25%
Insects.....	8
Unsanitary conditions.....	6
Malnutrition.....	3
Over-exertion, weak system.....	4
Nerve defect.....	2
Inherited.....	1
Poor blood circulation.....	1
Miscellaneous.....	7
Cause not yet discovered.....	2
Don't know.....	48
	<hr/> 107%

(Note: table adds to more than 100% because some persons gave more than one cause.)

Interviewing Date 10/5-10/45
Survey #357-T

Question #10b

Can you tell me any of the signs or symptoms that tell whether people are coming down with infantile paralysis?

Fever.....	21%
Aches, pains.....	21
Headache.....	9
Vomiting.....	8
Cold, sore throat.....	8
Stiff neck.....	7
Others.....	8
Don't know.....	56
	<hr/>
	138%

(Note: table adds to more than 100% because some persons named more than one symptom.)

Interviewing Date 10/5-10/45
Survey #357-T

Question #10d

Have you heard or read about Sister Kenny or the Kenny method of treating infantile paralysis?

Yes.....	52%
No.....	48

Interviewing Date 10/5-10/45
Survey #357-T

Question #10e

Those who had heard of the Kenny method were asked: From what you have heard do you think it is a good way or a bad way to treat the disease?

Good way.....	38%
Fair.....	4
Uncertain.....	10
	<hr/>
	52%

Interviewing Date 10/5-10/45
Survey #357-K

Question #10d

Does infantile paralysis leave all people who have had it crippled or paralyzed?

Yes.....	30%
No.....	56
No opinion.....	14

NOVEMBER 2

PRESIDENT TRUMAN'S POPULARITY

Interviewing Date 10/5-10/45
Survey #357-K

Question #18

Do you approve or disapprove of the way Harry Truman is handling his job as President?

Approve.....	82%
Disapprove.....	9
No opinion.....	9

NOVEMBER 2

CLEMENT ATTLEE

Special Survey

Britons were asked: Do you approve or disapprove of Mr. Attlee as Prime Minister?

Approve.....	66%
Disapprove.....	19
No opinion.....	15

NOVEMBER 3

OCCUPATION OF JAPAN

Interviewing Date 10/5-10/45
Survey #357-K

Question #9a

Do you think we will have to police the Japanese many years, or do you think we can withdraw our troops in a few years?

Many years.....	64%
Few years.....	23
Undecided.....	13

Interviewing Date 10/5-10/45
Survey #357-K

Question #9b

How many years?

1 through 5 years.....	24%
6 through 10 years.....	19
11 through 20 years.....	20
21 through 50 years.....	13
51 through 100 years.....	2
Forever.....	4
Miscellaneous.....	1
Undecided.....	17

**NOVEMBER 4
WAGES**

Interviewing Date 10/5-10/45
Survey #357-K Question #13a

Because there is no overtime now, the total weekly pay of many factory workers is less than it was during the war. So that their total weekly pay will be the same as it was during the war, these workers want a 30% increase in their hourly rate. Do you think they should or should not receive this increase?

Should..... 55%
Should not..... 33
No opinion..... 12

By Occupation

Professional and Business

Should..... 60%
Should not..... 33
No opinion..... 7

White Collar

Should..... 66%
Should not..... 27
No opinion..... 7

Farmers

Should..... 49%
Should not..... 38
No opinion..... 13

Manual Workers

Should..... 71%
Should not..... 19
No opinion..... 10

Union Members Only

Should..... 83%
Should not..... 14
No opinion..... 3

Interviewing Date 10/5-10/45
Survey #357-K Question #13b

Those not in favor of a 30% wage boost were asked: Would you favor increasing factory workers' hourly rates by 15%?

Those favoring this step and those already in favor of a 30% raise form nearly two-thirds of all persons interviewed in the survey.

**NOVEMBER 7
TAXES**

Interviewing Date 10/19-24/45
Survey #358-T Question #15

Congress is considering cutting income taxes next year. Under one plan many families now paying a small tax would no longer have to pay any tax, and the rest would have their taxes cut by about 10%. Do you think these cuts would be enough for the present, or should they be cut some more?

Would be enough..... 52%
Taxes should be cut more..... 31
Undecided..... 17

By Occupation

Professional and Business

Would be enough..... 64%
Taxes should be cut more..... 26
No opinion..... 10

White Collar

Would be enough..... 57%
Taxes should be cut more..... 32
Undecided..... 11

Farmers

Would be enough..... 53%
Taxes should be cut more..... 28
Undecided..... 19

Manual Workers

Would be enough..... 45%
Taxes should be cut more..... 33
Undecided..... 22

**NOVEMBER 9
ARMY-NAVY MERGER**

Interviewing Date 10/19-24/45
Survey #358-T Question #8a

Will you tell me what your understanding is of the term "unified command" for the armed forces of the United States?

Reasonably correct answer..... 52%
Incorrect answer..... 48

Interviewing Date 10/19-24/45
Survey #358-T Question #8b

The group indicating some knowledge of the matter was asked: Do you approve or disapprove of a unified command for the armed forces of this country?

Approve..... 64%
Disapprove..... 23
No opinion..... 13

By Education

College

Approve..... 73%
Disapprove..... 17
No opinion..... 10

High School

Approve..... 64%
Disapprove..... 24
No opinion..... 12

Grade School

Approve..... 57%
Disapprove..... 27
No opinion..... 16

**NOVEMBER 11
LABOR-MANAGEMENT STRIFE**

Interviewing Date 10/5-10/45
Survey #357-T Question #14

Would you favor a law requiring employers and unions to take their differences to a

Government arbitrator before a strike could be called in any industry?

Yes..... 79%
No..... 11
No opinion..... 10

Interviewing Date 10/5-10/45
Survey #358-K Question #4

It has been suggested that the Government create special courts to handle labor disputes. When a strike is threatened, unions and employers would go before a special labor court to state their case and the decision of the court would be final. Would you favor or oppose setting up a special labor court?

Favor..... 70%
Oppose..... 16
No opinion..... 14

Interviewing Date 10/5-10/45
Survey #358-T Question #4

It has been suggested that to settle some labor disputes, communities set up their own boards of persons from civic groups, industry, and labor, to help the Government settle these differences. Do you think this would be a good idea or a poor one?

Good idea..... 60%
Poor idea..... 20
No opinion..... 20

**NOVEMBER 11
COMPULSORY MILITARY TRAINING**

Interviewing Date 10/19-24/45
Survey #358-T Question #2

In the future, do you think every able-bodied young man should be required to take military and naval training for one year?

Yes..... 70%
No..... 24
No opinion..... 6

**NOVEMBER 14
GERMAN PRISONERS**

Interviewing Date 10/19-24/45
Survey #358-T

Question #13

What is your opinion of the way we are treating the Germans — are we being too tough or not tough enough?

Too tough.....	2%
About right.....	37
Not tough enough.....	50
No opinion.....	11

By Sex

Men

Too tough.....	1%
About right.....	42
Not tough enough.....	47
No opinion.....	10

Women

Too tough.....	2%
About right.....	32
Not tough enough.....	53
No opinion.....	13

**NOVEMBER 14
VETO POWERS**

Interviewing Date 9/21-26/45
Survey #356-K

Question #11

At the present time when Congress passes a bill to spend money, the President cannot veto parts of that bill but must accept it in full or veto it. Do you think this should be changed so that the President can veto some items in a bill to spend money without vetoing the entire bill?

Yes.....	57%
No.....	14
No opinion.....	29

By Political Affiliation

Democrats

Yes.....	59%
No.....	12
No opinion.....	29

Republicans

Yes.....	56%
No.....	20
No opinion.....	24

By Education

College

Yes.....	70%
No.....	20
No opinion.....	10

High School

Yes.....	65%
No.....	17
No opinion.....	18

Grade School

Yes.....	49%
No.....	12
No opinion.....	39

**NOVEMBER 17
GEORGE PATTON**

Interviewing Date 10/19-24/45
Survey #358-K

Question #13

What is your opinion of General George Patton?

Unqualified approval of Patton.....	50%
Qualified approval.....	22
Disapproval.....	7
Miscellaneous.....	3
No opinion, never heard of him.....	18

**NOVEMBER 18
COMPULSORY MILITARY TRAINING**

Interviewing Date 11/2-7/45
Survey #359-K

Question #1a

In the future, do you think every able-bodied young man should be required to take military and naval training for one year?

Yes..... 75%
No..... 21
No opinion..... 4

Interviewing Date 11/2-7/45
Survey #359-K

Question #1b

Do you think that giving military training in this country will result in a group being formed of military men who will try to have too much power?

Yes..... 21%
No..... 62
No opinion..... 17

Interviewing Date 11/2-7/45
Survey #359-K

Question #1c

If the young men of this country receive this training, do you think the chances of our getting into another war are increased, or decreased?

Increased..... 12%
Decreased..... 59
No difference..... 23
No opinion..... 6

**NOVEMBER 21
COMPULSORY MILITARY TRAINING**

Interviewing Date 11/2-7/45
Survey #359-K

Question #1a

In the future do you think every able-bodied young man should be required to take military or naval training for one year?

Yes..... 75%
No..... 21
No opinion..... 4

World War II Veterans Only

Yes..... 80%
No..... 18
No opinion..... 2

Union Members Only

Yes..... 76%
No..... 19
No opinion..... 5

By Political Affiliation

Democrats

Yes..... 79%
No..... 18
No opinion..... 3

Republicans

Yes..... 70%
No..... 27
No opinion..... 3

By Sex

Men

Yes..... 76%
No..... 21
No opinion..... 3

Women

Yes..... 74%
No..... 21
No opinion..... 5

By Age

21-29 Years

Yes..... 78%
No..... 19
No opinion..... 3

30-49 Years

Yes..... 75%
No..... 21
No opinion..... 4

50 Years and Over

Yes.....	73%
No.....	23
No opinion.....	4

By Occupation

Business and Professional

Yes.....	74%
No.....	23
No opinion.....	3

White Collar

Yes.....	76%
No.....	22
No opinion.....	2

Farmers

Yes.....	68%
No.....	28
No opinion.....	4

Manual Workers

Yes.....	78%
No.....	17
No opinion.....	5

NOVEMBER 23

DISCHARGES FROM ARMED FORCES

Interviewing Date 11/2-7/45
Survey #359-K

Question #13a

Do you think the army system of releasing men is fair, or do you think it needs some changes?

Army release system is fair.....	50%
Changes needed.....	40
No opinion.....	10

Interviewing Date 11/2-7/45
Survey #359-K

Question #13b

Do you think the navy system of releasing men is fair, or do you think it needs some changes?

Navy release system is fair.....	35%
Changes needed.....	38
No opinion.....	27

NOVEMBER 24

BRITISH ATTITUDES TOWARD UNITED STATES AND RUSSIA

Special Survey

Britons were asked: Are your feelings toward the United States more friendly, or less friendly, than they were a year ago?

More friendly.....	9%
Same.....	46
Less friendly.....	35
Don't know.....	10

Are your feelings toward Russia more friendly, or less friendly, than they were a year ago?

More friendly.....	16%
Same.....	54
Less friendly.....	19
Don't know.....	11

NOVEMBER 25

PRESIDENT TRUMAN AND CONGRESS

Interviewing Date 11/2-7/45
Survey #359-T

Question #6

Do you think President Truman should take a stronger stand in trying to get Congress to carry out his recommendations for things that need to be done in this country?

Yes.....	52%
No.....	21
No opinion.....	27

By Political Affiliation

Democrats

Yes.....	55%
No.....	16
No opinion.....	29

Republicans

Yes.....	49%
No.....	29
No opinion.....	22

**NOVEMBER 28
OCCUPATION OF JAPAN**

Interviewing Date 10/19-24/45
Survey #358-T Question #14

Do you think we should continue ruling Japan as we are, or should an Allied council with representatives from England, Russia, China, and the United States rule Japan?

Continue as we are.....	60%
Use Allied council.....	27
No opinion.....	13

**NOVEMBER 30
WAGES**

Interviewing Date 11/2-7/45
Survey #359-T Question #12a

Because of loss of overtime, the total weekly pay of many factory workers is less than it was during the war. So that their total weekly pay will be the same as it was during the war, these workers want a 30% increase in their hourly rates. Do you think they should or should not receive this increase?

Should.....	52%
Should not.....	38
No opinion.....	10

Interviewing Date 11/2-7/45
Survey #359-T Question #12b

All voters not in favor of a 30% wage boost were asked: Would you favor increasing factory workers' hourly rates by 15%?

Favor.....	69%
Oppose.....	22
No opinion.....	9

**DECEMBER 1
INTERNATIONAL LANGUAGE**

Interviewing Date 11/2-7/45
Survey #359-K Question #4a

Should the school children in all countries be required to learn, in addition to their own language, some one language which would be understood in all countries so that people of every nation could understand each other better?

Yes.....	71%
No.....	17
No opinion.....	12

Interviewing Date 11/2-7/45
Survey #359-K Question #4c

Those in favor of the idea were asked: Do you think the United Nations should appoint a group to study various languages and select one to use?

Yes.....	57%
No.....	8
No opinion.....	6
	<u>71%</u>

Interviewing Date 11/2-7/45
Survey #359-T Question #4b

If some language other than ours were selected, which one would you choose?

French.....	19%
Spanish.....	19
German.....	5
Russian.....	3
Latin.....	2
Esperanto.....	2
Miscellaneous.....	6
No choice, no opinion.....	19
	<u>75%</u>

(Note: table adds to more than 71% because some named more than one language.)

Interviewing Date 11/2-7/45
Survey #359-K

Question #4b

If the people of all nations could speak the same language do you think this would increase the chances of maintaining world peace?

Yes..... 60%
No..... 23
No opinion..... 17

**DECEMBER 2
MILITARY STRENGTH**

Interviewing Date 11/2-7/45
Survey #359-K

Question #11

Some people say that with the discovery of the atomic bomb, armed forces, except those to handle the bombs, are no longer useful. Do you agree or disagree with this?

Agree..... 13%
Disagree..... 67
No opinion..... 20

Interviewing Date 10/19-24/45
Survey #358-K

Question #9

Before the war the regular army of the United States had about 190,000 men. During the war it had about 8,000,000 men. Just making your best guess, about how many men should we have in our peacetime army about five years from now?

Median average..... 1,000,000

Interviewing Date 10/19-24/45
Survey #359-T

Question #9

Before the war the regular navy of the United States had about 140,000 men. During the war it had over 3,000,000 men. Just making your best guess, about how many men should we have in our peacetime navy about five years from now?

Median average..... 500,000

Interviewing Date 11/2-7/45
Survey #359-K

Question #9

Some people say that if there is another war, a nation can be defeated in one blow by atomic bombs and the war will be over in a few days. Do you agree or disagree with this?

Agree..... 36%
Disagree..... 49
No opinion..... 15

By Education

College

Agree..... 30%
Disagree..... 62
No opinion..... 8

High School

Agree..... 38%
Disagree..... 50
No opinion..... 12

Grade School

Agree..... 35%
Disagree..... 46
No opinion..... 19

**DECEMBER 5
COMPULSORY MILITARY TRAINING**

Interviewing Date 11/2-7/45
Survey #359-K

Question #1a

In the future, do you think every able-bodied young man should be required to take military and naval training for one year?

By State

New York

Yes..... 78%
No..... 18
No opinion..... 4

Massachusetts

Yes..... 75%
No..... 21
No opinion..... 4

New Jersey

Yes..... 79%
No..... 20
No opinion..... 1

Pennsylvania

Yes..... 74%
No..... 22
No opinion..... 4

**DECEMBER 7
COMPULSORY MILITARY TRAINING**

Interviewing Date 11/2-7/45
Survey #359-K Question #1

In the future, do you think every able-bodied young man should be required to take military or naval training for one year?

By State

Illinois

Yes..... 74%
No..... 24
No opinion..... 2

Ohio

Yes..... 75%
No..... 22
No opinion..... 3

Indiana

Yes..... 69%
No..... 27
No opinion..... 4

Michigan

Yes..... 76%
No..... 21
No opinion..... 3

**DECEMBER 8
COMPULSORY MILITARY TRAINING**

Interviewing Date 11/2-7/45
Survey #359-K Question #1a

In the future, do you think every able-bodied young man should be required to take military or naval training for one year?

By State

Wisconsin

Yes..... 70%
No..... 26
No opinion..... 4

Missouri

Yes..... 70%
No..... 25
No opinion..... 5

Kansas

Yes..... 70%
No..... 26
No opinion..... 4

Kentucky

Yes..... 75%
No..... 18
No opinion..... 7

Oklahoma

Yes..... 74%
No..... 22
No opinion..... 4

Texas

Yes..... 78%
No..... 16
No opinion..... 6

California

Yes..... 77%
No..... 20
No opinion..... 3

DECEMBER 9

COMPULSORY MILITARY TRAINING

Interviewing Date 11/23-28/45
Survey #360-K

Question #1

In the future, do you think every able-bodied young man should be required to take military or naval training for one year?

Yes..... 70%
No..... 25
No opinion..... 5

By Political Affiliation

Democrats

Yes..... 76%
No..... 20
No opinion..... 4

Republicans

Yes..... 63%
No..... 32
No opinion..... 5

By Age

21-29 Years

Yes..... 72%
No..... 24
No opinion..... 4

30-49 Years

Yes..... 70%
No..... 25
No opinion..... 5

50 Years and Over

Yes..... 69%
No..... 25
No opinion..... 6

By Education

College

Yes..... 68%
No..... 29
No opinion..... 3

High School

Yes..... 72%
No..... 23
No opinion..... 5

Grade School

Yes..... 69%
No..... 25
No opinion..... 6

By Occupation

Professional and Business

Yes..... 71%
No..... 25
No opinion..... 4

White Collar

Yes..... 72%
No..... 24
No opinion..... 4

Farmers

Yes..... 58%
No..... 35
No opinion..... 7

Manual Workers

Yes..... 73%
No..... 22
No opinion..... 5

By Region

New England and Middle Atlantic

Yes..... 70%
No..... 25
No opinion..... 5

East Central and West Central

Yes..... 69%
No..... 27
No opinion..... 4

South

Yes..... 76%
No..... 17
No opinion..... 7

West

Yes.....	69%
No.....	26
No opinion.....	5

**DECEMBER 12
WAGES**

Interviewing Date 11/23-28/45
Survey #360-K Question #5a

President Truman thinks the wages and salaries of civil service workers in the Federal Government should be raised 20%. Do you favor or oppose such a raise?

Favor.....	53%
Oppose.....	33
No opinion.....	14

By Occupation

Professional and Business

Favor.....	56%
Oppose.....	33
No opinion.....	11

Manual Workers

Favor.....	57%
Oppose.....	26
No opinion.....	17

White Collar

Favor.....	58%
Oppose.....	31
No opinion.....	11

Farmers

Favor.....	32%
Oppose.....	53
No opinion.....	15

Union Members Only

Favor.....	65%
Oppose.....	22
No opinion.....	13

Interviewing Date 6/1-5/45
Survey #348-K Question #10a

What class or group of people in this country has done best financially during the war compared to what they made before the war?

Labor, war workers, other workers....	60%
Business executives, upper class people..	15
Farmers.....	5
White collar workers.....	3
Miscellaneous, no particular group....	17

Interviewing Date 6/1-5/45
Survey #348-K Question #10b

Do you think any class or group of people in this country is not making as much money as it should?

Yes.....	59%
No, no opinion.....	41

Those who replied in the affirmative were then asked: What group do you have in mind?

White collar workers.....	25%
Skilled and manual labor.....	13
Farmers.....	10
Business and professional.....	9
Miscellaneous.....	5
	<hr/> 62%

(Note: table adds to more than 59% because some voters named more than one group.)

**DECEMBER 14
PARTY STRENGTH**

Interviewing Date 11/23-28/45
Survey #360-K Question #11

If the presidential election were being held today, which party would you vote for — the Democratic or Republican?

World War II Veterans Only	
Democratic.....	63%
Republican.....	37

The survey also found that a preference for the Democratic party is as high among voters in their twenties who have not had military service as it is among veterans.

**DECEMBER 15
WOMEN IN POLITICS**

Interviewing Date 11/23-28/45
Survey #360-K Question #6a

A woman leader says not enough of the capable women are holding important jobs in the United States Government. Do you agree or disagree with this?

Agree..... 32%
Disagree..... 48
No opinion..... 20

**By Sex
Men**

Agree..... 26%
Disagree..... 53
No opinion..... 21

Women

Agree..... 38%
Disagree..... 43
No opinion..... 19

Interviewing Date 11/23-28/45
Survey #360-K Question #6d

If the party whose candidate you most often support nominated a woman for President of the United States, would you vote for her if she seemed best qualified for the job?

Yes..... 33%
No..... 55
No opinion..... 12

**By Sex
Men**

Yes..... 29%
No..... 58
No opinion..... 13

Women

Yes..... 37%
No..... 51
No opinion..... 12

Interviewing Date 11/23-28/45
Survey #360-K Question #6c

Would you approve or disapprove of having a capable woman in the President's cabinet?

Approve..... 38%
Disapprove..... 48
No opinion..... 14

**By Sex
Men**

Approve..... 33%
Disapprove..... 52
No opinion..... 15

Women

Approve..... 43%
Disapprove..... 43
No opinion..... 14

Interviewing Date 11/23-28/45
Survey #360-T Question #6c

Would you approve or disapprove of having a capable woman on the Supreme Court?

Approve..... 47%
Disapprove..... 40
No opinion..... 13

**By Sex
Men**

Approve..... 42%
Disapprove..... 46
No opinion..... 12

Women

Approve..... 52%
Disapprove..... 35
No opinion..... 13

Interviewing Date 11/23-28/45
Survey #360-T

Question #6d

If the party you most often support nominated a woman for governor of this state, would you vote for her if she seemed qualified for the job?

Yes..... 56%
No..... 35
No opinion..... 9

By Sex
Men

Yes..... 52%
No..... 40
No opinion..... 8

Women

Yes..... 60%
No..... 30
No opinion..... 10

DECEMBER 16
PROHIBITION AND DRINKING HABITS

Interviewing Date 11/23-28/45
Survey #360-K

Question #7b

If the question of national prohibition should come up again, would you vote wet or dry?

Wet..... 67%
Dry..... 33

Interviewing Date 11/23-28/45
Survey #360-K

Question #7a

Do you ever have occasion to use any alcoholic beverages such as liquor, wine, or beer, or are you a total abstainer?

Drink any alcoholic beverage on occasion 52%
Total abstainers..... 33
Drink only beer, wine..... 15

Drinking falls off sharply among men 50 years of age and older the survey finds. Only two of ten are nondrinkers among men up to

50. After that about one out of three is a total abstainer.

More women than men are nondrinkers, the survey finds, with 25% among men reporting themselves as nondrinkers, compared to 41% among women. Fifty-seven per cent among the women over 50 years of age are nondrinkers.

In farm areas, total abstainers number better than five out of ten; whereas in cities barely two out of ten say they do not drink.

DECEMBER 19
COMPULSORY MILITARY TRAINING

Interviewing Date 11/23-28/45
Survey #360-K

Question #1

This question was asked of young men, aged 15 to 18, and parents of young men between the ages of 12 and 18: In the future, do you think every able-bodied young man should be required to take military or naval training for one year?

Young Men Only

Yes..... 76%
No..... 22
No opinion..... 2

Parents Only

Yes..... 60%
No..... 36
No opinion..... 4

DECEMBER 21
LOAN TO ENGLAND

Interviewing Date 11/23-28/45
Survey #360-K

Question #2c

Do you think England needs the proposed \$4 billion loan to get back on its feet?

Yes..... 26%
No..... 52
No opinion..... 22

Interviewing Date 11/23-28/45
Survey #360-K

Question #2b

If we make this loan, do you think that the United States as well as England will benefit from this in addition to the interest paid us on the loan?

Yes..... 31%
No..... 49
No opinion..... 20

**DECEMBER 22
PARENTHOOD**

Interviewing Date 11/23-28/45
Survey #360-S

Question #3

Asked of young men, aged 15 to 18: If you were a parent, what one thing would you do differently than most parents do?

The two largest single groups of replies deal with parental strictness. One group would act a little more leniently toward their children. The other group, of identical size, would act a little more strictly.

Another sizeable group declare they would work more with the children, try to understand their viewpoints, help them to make up their minds.

Many of these replies carry a serious note: "I'd treat my children as adults; let them decide things for themselves . . . I'd try not to tell my son what he ought to be when he grows up . . . I'd be more of a companion to my children . . . I'd give my children proper sexual education instead of letting them find out about sex the wrong way."

Other replies:

"I'd bring more religion into the home . . . I'd let my son have the car more than some people I know . . . I'd increase my son's allowance . . . I'd stop opening up other people's mail . . . I'd let my son take a part-time job if he wanted to earn some money . . . I'd see that my son stayed in school and got a proper education . . . I'd give the children more responsibility."

Only about two out of every ten with whom reporters talked said they have no complaint, that they would do things just about the way their parents are now doing them.

**DECEMBER 23
PRESIDENTIAL CANDIDATES**

Interviewing Date 8/10-15/45
Survey #353-K

Question #13

It is often said that many people who have not held public office would make good Presidents. Can you think of anyone in this state or nation who you think might make a good President?

MacArthur..... 26%
Eisenhower..... 24
Kaiser..... 8
Ford..... 2
Baruch..... 2
Eleanor Roosevelt..... 2
Others..... 36

**DECEMBER 26
UNIFICATION OF ARMED FORCES**

Interviewing Date 12/7-12/45
Survey #361-K

Question #7a

Will you tell me what your understanding is of the term "unified command" for the armed forces of the United States?

Correct answer..... 62%
Incorrect..... 38

Interviewing Date 12/7-12/45
Survey #361-K

Question #7b

Those giving correct answers were then asked: Do you approve or disapprove of a unified command for the armed forces of this country?

Approve..... 52%
Disapprove..... 34
No opinion..... 14

The better educated and better informed throughout the country tend to be the most in favor of the idea of merger.

Among World War II veterans included in the poll, the vote runs 53% approval, 40% disapproval, 7% no opinion.

**DECEMBER 28
PEARL HARBOR**

Interviewing Date 12/7-12/45
Survey #361-K Question #5a

Have you heard or read about the congressional investigation of the Pearl Harbor attack?

Yes..... 83%
No..... 17

Interviewing Date 12/7-12/45
Survey #361-K Question #5b

Asked of those who replied in the affirmative: Who or what do you think was most to blame for the Pearl Harbor disaster?

The American people — all of us..... 12%
The Government, Washington..... 11
The army and the navy (including particular people)..... 10
President Roosevelt..... 9
The army and navy at Pearl Harbor... 8
The Japanese..... 5
The army (including particular people). 4
Negligence and unpreparedness..... 3
The navy (including particular people).. 2
State Department (including Secretary Hull). 2
Congress..... 2
Isolationists..... 1
Army and navy intelligence..... 1
Others..... 7
No opinion..... 23

**DECEMBER 29
TELEVISION**

Interviewing Date 12/7-12/45
Survey #361-K Question #6a

Do you know what television is?

Yes..... 85%
No..... 15

Interviewing Date 12/7-12/45
Survey #361-K Question #6b

Have you ever seen a television set in operation?

Yes..... 19%
No..... 81

**DECEMBER 30
GENERAL MOTORS STRIKE**

Interviewing Date 12/7-12/45
Survey #361-K Question #3d

Do you think workers at General Motors should get more pay?

Yes..... 60%
No..... 22
No opinion..... 18

By Occupation

Business and Professional

Yes..... 56%
No..... 26
No opinion..... 18

Farmers

Yes..... 45%
No..... 35
No opinion..... 20

White Collar

Yes..... 62%
No..... 20
No opinion..... 18


Manual Workers

Yes..... 67%
No..... 16
No opinion..... 17

Interviewing Date 12/7-12/45
Survey #361-K Question #3c

Asked of those who answered in the affirmative: How much more should they get?

Median average..... 15%



1946

JANUARY 2 FOOD FOR GERMANY

Interviewing Date 12/7-12/45
Survey #361-K

Question #4a

Do you think the German people in the part of Germany that the United States occupies and controls will all get enough to eat to live on this winter?

Yes..... 49%
No..... 34
No opinion..... 17

World War II Veterans Only

Yes..... 49%
No..... 36
No opinion..... 15

Interviewing Date 12/7-12/45
Survey #361-K

Question #4b

Should we ship more food into this area which we occupy?

Yes..... 48%
No..... 35
No opinion..... 17

World War II Veterans Only

Yes..... 38%
No..... 46
No opinion..... 16

JANUARY 6 LABOR DISPUTES

Interviewing Date 12/7-12/45
Survey #361-T

Question #2a

President Truman has proposed a law requiring a 30-day cooling off period before a major strike could start. During this time a committee would look into the facts and causes of the dispute and make public its report. Would you favor or oppose such a law?

Favor..... 78%
Oppose..... 10
No opinion..... 12

By Region

New England and Middle Atlantic

Favor..... 77%
Oppose..... 10
No opinion..... 13

East Central and West Central

Favor..... 78%
Oppose..... 12
No opinion..... 10

South

Favor..... 79%
Oppose..... 5
No opinion..... 16

West

Favor..... 77%
Oppose..... 12
No opinion..... 11

By Occupation

Business and Professional

Favor..... 80%
Oppose..... 12
No opinion..... 8

White Collar

Favor..... 80%
Oppose..... 11
No opinion..... 9

Farmers	
Favor.....	83%
Oppose.....	5
No opinion.....	12

Manual Workers	
Favor.....	73%
Oppose.....	12
No opinion.....	15

Union Members Only	
Favor.....	70%
Oppose.....	16
No opinion.....	14

Interviewing Date 12/7-12/45
Survey #361-T Question #2b

Do you think this law would operate to reduce the number of strikes?

Yes.....	72%
No.....	14
No opinion.....	14

Union Members Only	
Yes.....	68%
No.....	21
No opinion.....	11

JANUARY 9 PALESTINE

Interviewing Date 12/7-12/45
Survey #361-K Question #11a

Have you followed the discussion about permitting Jews to settle in Palestine?

Yes.....	55%
No.....	45

Interviewing Date 12/7-12/45
Survey #361-K Question #11b

Asked of those who replied in the affirmative: What is your opinion of the issue?

Favor the idea.....	76%
Favor if Jews do.....	4
Against the idea.....	7
Favor leaving question up to British.....	1
Favor leaving question up to Arabs.....	1
Miscellaneous.....	3
Don't know.....	8

Jews Only

Favor the idea.....	90%
Oppose the idea.....	10

JANUARY 9 UNITED NATIONS

Special Survey

Asked of newspaper publishers: On the basis of the United Nations Organization decision to locate its permanent headquarters in the eastern part of the United States, in your opinion which of the following areas would seem to be most suitable — Boston, Hyde Park, Philadelphia, or New York?

Philadelphia.....	34.1%
Hyde Park.....	30.9
Boston.....	20.4
New York.....	14.6

JANUARY 12 TRAVEL

Interviewing Date 10/19-24/45
Survey #358-T Question #1

If you had the money and wanted to take a thousand mile trip across the country, and the cost was the same, would you prefer to go by railroad or airplane?

Railroad.....	54%
Airplane.....	46

By Sex		
	<i>Railroad</i>	<i>Airplane</i>
Men.....	50%	50%
Women.....	57	43

By Age		
21-29 Years.....	32%	68%
30-49 Years.....	51	49
50 Years and over.....	68	32

**JANUARY 14
IMMIGRATION**

Interviewing Date 12/7-12/45
Survey #361-K

Question #12a

Should we permit more persons from Europe to come to this country each year than we did before the war, should we keep the number about the same, or should we reduce the number?

More.....	5%
Same.....	32
Fewer.....	37
None at all.....	14
No opinion.....	12

By Education
College

More, same.....	49%
Fewer, none at all.....	41
No opinion.....	10

High School

More, same.....	40%
Fewer, none at all.....	52
No opinion.....	8

Grade School

More, same.....	34%
Fewer, none at all.....	52
No opinion.....	14

World War II Veterans Only

More, same.....	34%
Fewer, none at all.....	56
No opinion.....	10

Labor Union Members Only

More, same.....	38%
Fewer, none at all.....	53
No opinion.....	9

Interviewing Date 12/7-12/45
Survey #361-K

Question #12b

Asked of those who favored more, the same number, or fewer immigrants or who had no opinion: From which countries would you like to see the people come?

The following are listed according to frequency of mention:

Scandinavian countries
Holland
Belgium
England
France
Czechoslovakia
Poland
Greece
Russia
Germany
Spain
Italy

**JANUARY 16
MOST IMPORTANT PROBLEM**

Interviewing Date 12/21-26/45
Survey #362-K

Question #1

What is the most important problem that you and your family face today?

High cost of living.....	28%
Housing.....	15
Difficulty buying food, clothing, fuel, equipment.....	10
Finding a job.....	9
Others.....	38

**JANUARY 18
COLDS AND FLU**

Interviewing Date 12/21-26/45
Survey #362-K Question #6a

Do any of the people in your home, including yourself, have a cold — not the flu — at the present time?

Yes..... 19%
No..... 81

Interviewing Date 12/21-26/45
Survey #362-K Question #7a

Do any of the people in your home, including yourself, have the flu at the present time?

Yes..... 4%
No..... 96

**JANUARY 19
LABOR DISPUTES**

Interviewing Date 12/21-26/45
Survey #362-T Question #4a

President Truman has proposed a law requiring a 30-day cooling off period before a major strike could start. During this time a committee would look into the facts and causes of the dispute and make public its report. Would you favor or oppose such a law?

By Political Affiliation

Democrats

Favor..... 74%
Oppose..... 14
No opinion..... 12

Republicans

Favor..... 83%
Oppose..... 7
No opinion..... 10

**JANUARY 21
PARTY STRENGTH**

Interviewing Date 12/21-26/45
Survey #362-K Question #15

If a presidential election were being held today, which party would you vote for — the Democratic or Republican?

Union Members Only

Democratic..... 70%
Republican..... 30

C.I.O. Members Only

Democratic..... 74%
Republican..... 26

A.F.L. Members Only

Democratic..... 69%
Republican..... 31

**JANUARY 23
PARTY STRENGTH**

Interviewing Date 12/21-26/45
Survey #362-K Question #10

If a presidential election were being held today, which party would you vote for — the Democratic or Republican?

Farmers Only

Democratic..... 51%
Republican..... 49

Midwestern Farmers Only

Democratic..... 42%
Republican..... 58

**JANUARY 25
PARTY STRENGTH**

Interviewing Date 12/21-26/45
Survey #362-K Question #10

If a presidential election were being held today, which party would you vote for — the Democratic or Republican?

By Age		
	Democratic	Republican
15-18 Years	65%	35%
21-29 Years	62	38
30-49 Years	55	45
50 Years and over	49	51

**JANUARY 26
PARTY STRENGTH**

Interviewing Date 12/21-26/45
Survey #362-K Question #10

If a presidential election were being held today, which party would you vote for — the Democratic or Republican?

World War II Veterans Only

Democratic	65%
Republican	35

21-29 Years Only

Democratic	62%
Republican	38

**JANUARY 28
PARTY STRENGTH**

Interviewing Date 12/21-26/45
Survey #362-K Question #10

If a presidential election were being held today, which party would you vote for — the Democratic or Republican?

Cities 100,000-500,000 Only

Democratic	60%
Republican	40

Nation's 13 Largest Cities Only

Democratic	62%
Republican	38

**JANUARY 30
CONGRESSIONAL ELECTIONS**

Interviewing Date 12/21-26/45
Survey #362-K Question #3a

In the coming congressional election which will be held next November, what do you think will be the main issue?

The following are listed according to frequency of mention:

- Labor legislation and strikes
- Full (or high) employment
- Inflation
- Reconversion
- Veterans affairs
- Housing
- Military training
- Taxes

**FEBRUARY 1
PRESIDENT TRUMAN'S POPULARITY**

Interviewing Date 1/5-10/46
Survey #363-K Question #10a

Do you approve or disapprove of the way Harry Truman is handling his job as President?

Approve	63%
Disapprove	22
No opinion	15

By Political Affiliation

Democrats

Approve	75%
Disapprove	13
No opinion	12

Republicans

Approve	46%
Disapprove	37
No opinion	17

**FEBRUARY 2
HARRY TRUMAN**

Interviewing Date 1/5-10/46
Survey #363-K

Question #10c

What one thing do you like best about the way Harry Truman is handling his job?

The following are listed according to frequency of mention:

- His honesty, sincerity, and friendliness.
- The fact that he is doing the best he can under present conditions.
- His carrying on of Roosevelt policies.
- His handling of foreign affairs.
- His interest in the general welfare and in the common man.
- His handling of strikes and labor difficulties.
- The rapidity of demobilization.
- His continued attempts to get congressional cooperation.
- His willingness to take sound advice.
- His essential independence of attitude.

Interviewing Date 1/5-10/45
Survey #363-K

Question #10d

Which one thing do you like least about the way Harry Truman is handling his job?

The following are listed according to frequency of mention:

- The way he is handling the labor problem.
- His lack of leadership.
- The fact that he is too easily influenced, too easily led.
- His playing of politics and taking care of his friends in his appointments.
- His inability to get along with Congress.
- His foreign policy—loans to Britain and Russia.
- His failure to take his job seriously enough.
- His handling of demobilization.
- His poor advisers.
- His lack of experience and stature for the job.

**FEBRUARY 4
TRUMAN ADMINISTRATION**

Interviewing Date 12/21-26/45
Survey #362-K

Question #14a

Which of these three policies (on card) would you like to see the Government follow—(1) go more to the left by following more of the views of labor and other liberal groups, (2) go more to the right by following more of the views of business and conservative groups, or (3) follow a policy halfway between the two?

Go to the left.....	18%
Go to the right.....	21
Follow middle road.....	52
No opinion.....	9

By Political Affiliation

Democrats

Go to the left.....	27%
Go to the right.....	10
Follow middle road.....	52
No opinion.....	11

Republicans

Go to the left.....	6%
Go to the right.....	36
Follow middle road.....	51
No opinion.....	7

Interviewing Date 12/21-26/45
Survey #362-K

Question #14b

Which of these three policies do you think the Truman administration has been following?

Going left.....	44%
Going right.....	13
Middle road.....	27
No opinion.....	16

By Political Affiliation

Democrats

Going left.....	30%
Going right.....	15
Middle road.....	35
No opinion.....	20

Republicans

Going left.....	63%
Going right.....	9
Middle road.....	16
No opinion.....	12

**FEBRUARY 6
REPUBLICAN PRESIDENTIAL
CANDIDATES**

Interviewing Date 1/5-10/46
Survey #363-K Question #4a

Asked of Republicans: What man would you like to see elected President in 1948?

Dewey.....	38%
Stassen.....	27
Bricker.....	8
MacArthur.....	6
Vandenberg.....	4
Taft.....	4
Eisenhower.....	3
Saltonstall.....	2
Warren.....	1
Johnston.....	1
Others.....	6

**FEBRUARY 8
DEMOCRATIC PRESIDENTIAL
CANDIDATES**

Interviewing Date 1/5-10/46
Survey #363-K Question #4b

Asked of Democrats: What man would you like to see elected President in 1948?

Truman.....	67%
Wallace.....	15
Eisenhower.....	6
Byrnes.....	3
Stettinius.....	2
La Guardia.....	1
Farley.....	1
Barkley.....	1
Others.....	4

**FEBRUARY 9
REPUBLICAN PRESIDENTIAL
CANDIDATES**

Interviewing Date 1/25-30/46
Survey #364-K Question #11

Asked of Republicans in the Midwest: Whom would you like to see the Republican party nominate for President in 1948?

Stassen.....	33%
Dewey.....	30
Bricker.....	11
Taft.....	6
Vandenberg.....	6
MacArthur.....	5
Eisenhower.....	3
Others.....	6

**FEBRUARY 10
PARTY BEST FOR VARIOUS INCOME
GROUPS**

Interviewing Date 1/5-10/46
Survey #363-K Question #11a

Which political party — the Democratic or the Republican — do you think is most interested in persons of above average income?

Democratic.....	14%
Republican.....	57
No difference.....	17
No opinion.....	12

Interviewing Date 1/5-10/46
Survey #363-K Question #11b

Which political party is most interested in persons of average income?

Democratic.....	46%
Republican.....	21
No difference.....	21
No opinion.....	12

Interviewing Date 1/5-10/46
Survey #363-K

Question #11c

Which political party is most interested in persons of below average income?

Democratic.....	61%
Republican.....	10
No difference.....	18
No opinion.....	11

**FEBRUARY 13
DEMOCRATIC PRESIDENTIAL
CANDIDATES**

Interviewing Date 1/25-30/46
Survey #364-K

Question #11

Asked of Democrats: What man would you like to see elected President of the country in 1948?

Truman.....	67%
Wallace.....	15
Eisenhower.....	6
Byrnes.....	3
Stettinius.....	2
La Guardia.....	1
Farley.....	1
Others.....	5

Democratic Union Members Only

Truman.....	65%
Wallace.....	19
Eisenhower.....	4
Byrnes.....	3
Stettinius.....	2
La Guardia.....	1
Farley.....	1
Others.....	5

**MARCH 1
ARMY ENLISTMENTS**

Interviewing Date 1/25-30/46
Survey #364-K

Question #6

What more do you think the army should do to get hundreds of thousands of men to enlist?

The following are listed in order of frequency of mention:

- Raise army pay.
- Make army life more attractive. This includes suggestions for longer furloughs, with provisions for visits home once a year, etc., and better allowances and housing facilities for families of men in the army.
- Make the officers treat the enlisted men better, and provide for getting a better type of officer material.
- Offer more educational programs, more recreation, and more job training to help men when they return to civilian life.

World War II Veterans Only

- Raise army pay.
- Inject greater degree of democracy into the army. Less difference between the officers and enlisted personnel.
- Offer more educational programs and training of a kind which will be useful in civilian life.
- Provide more opportunity for advancement.
- Increase family allowances.

**MARCH 2
FAMILY LIFE**

Interviewing Date 1/25-30/46
Survey #364-T

Question #18

Asked of married women: What is the chief fault of your husband?

The following are listed in order of frequency of mention:

- Thoughtlessness
- Bossiness
- Other women
- Stinginess
- Lack of interest in domestic problems
- Nagging
- Gambling and smoking

Four per cent declared that their husbands are faultless and 8% expressed no opinion.

**MARCH 4
PRICE CONTROLS**

Interviewing Date 1/25-30/46
Survey #364-K Question #9a

The present price ceiling law ends in June. Do you think the price ceiling should be continued or should it end in June?

Should be continued..... 73%
Should end..... 21
No opinion..... 6

Interviewing Date 1/25-30/46
Survey #364-K Question #9b

What kind of a job do you think the OPA has done?

Excellent, very good..... 40%
Fair, fairly good..... 40
Poor..... 13
No opinion..... 7

**MARCH 6
LOANS TO ENGLAND**

Interviewing Date 2/15-20/46
Survey #365-T Question #5a

Have you followed the discussion about the United States lending money to England?

Yes..... 57%
No..... 43

Interviewing Date 2/15-20/46
Survey #365-T Question #5b

Asked of those who responded in the affirmative: What do you think is the best argument in favor of granting the loan?

It will promote world trade and stimulate business within the United States. 16%
England is still suffering from the war and is badly in need of the loan..... 7
We should make the loan in the interests of a good neighbor policy..... 4

England is our ally, and important to us as a first line of defense in Europe..... 4
Miscellaneous..... 5
No answers..... 28

64%

(Note: total is greater than 57% as some people gave more than one response.)

Interviewing Date 2/15-20/46
Survey #365-T Question #5c

Asked also of those who responded in the affirmative: What do you think is the best argument against granting the loan?

Britain won't pay the loan back..... 28%
U.S. needs the money itself..... 6
We've already given Britain too much... 4
England doesn't need or want the loan.. 2
England will use the loan to further her own interests and against the U.S..... 2
The loan will increase our already heavy tax burden..... 1
Miscellaneous..... 4
No answer..... 17

64%

(Note: total is greater than 57% as some people gave more than one response.)

Interviewing Date 2/15-20/46
Survey #365-T Question #5d

Asked of those who responded in the affirmative: Do you think Congress should or should not approve the loan?

Should..... 22%
Should not..... 29
Undecided..... 6

57%

**MARCH 9
MINIMUM AMOUNT NEEDED
FOR FOOD**

Interviewing Date 2/15-20/46
Survey #365-K Question #3

On the average, how much does your family spend on food, including milk, each week?

Median average.....	\$17
\$5 or less.....	4%
\$6-\$10.....	19
\$11-\$15.....	25
\$16-\$20.....	24
\$21-\$25.....	14
Over \$25.....	14

By Community Size
(Median Average)

100,000 and over.....	\$20
10,000-99,999.....	15
Under 9,999.....	15
Farms.....	10

By Occupation
(Median Average)

Professional and business.....	\$20
White collar.....	18
Manual workers.....	15

MARCH 9
FAMILY LIFE

Interviewing Date 1/25-30/46
Survey #364-K Question #17

Asked of married men: What is the chief fault of your wife?

The following are listed in order of frequency of mention:

- Nagging
- Extravagance
- Poor homemaker
- Drinking
- Gossiping
- Selfishness
- Too many outside interests
- Too bossy
- Untidy

Eight per cent declared that their wives are faultless and 14% expressed no opinion.

MARCH 10
FOOD SHIPMENTS TO EUROPE

Interviewing Date 2/15-20/46
Survey #365-K Question #2

Would you eat less meat and use less flour in order to send more food to the people of Europe?

Yes.....	67%
No.....	22
No opinion.....	11

Women showed a higher vote of approval than men. The vote of women was 72%, that of men 61%.

MARCH 13
ATOMIC TESTING

Interviewing Date 2/15-20/46
Survey #365-K Question #11a

This summer our navy plans to make tests at sea to find out how effective the atom bombs would be in naval warfare. Do you think that representatives of other nations should or should not be allowed to watch these tests?

Should.....	26%
Should not.....	66
No opinion.....	8

By Education
College

Should.....	45%
Should not.....	49
No opinion.....	6

High School

Should.....	31%
Should not.....	63
No opinion.....	6

Grade School

Should.....	19%
Should not.....	72
No opinion.....	9

**MARCH 15
STATEHOOD FOR HAWAII**

Interviewing Date 2/15-20/46
Survey #365-T Question #7a

Would you favor or oppose having Hawaii admitted as the 49th state in the Union?

Favor..... 60%
Oppose..... 19
No opinion..... 21

By Region

New England and Middle Atlantic

Favor..... 62%
Oppose..... 20
No opinion..... 18

East Central and West Central

Favor..... 59%
Oppose..... 20
No opinion..... 21

South

Favor..... 55%
Oppose..... 16
No opinion..... 29

Mountain

Favor..... 66%
Oppose..... 15
No opinion..... 19

West

Favor..... 68%
Oppose..... 18
No opinion..... 14

By Political Affiliation

Democrats

Favor..... 61%
Oppose..... 17
No opinion..... 22

Republicans

Favor..... 61%
Oppose..... 21
No opinion..... 18

**MARCH 16
INCOME TAX**

Interviewing Date 2/28-3/5/46
Survey #366-K Question #14b

Do you think that the income tax you now pay is fair or unfair?

Fair..... 62%
Unfair..... 38

By Income

	Fair	Unfair
Upper.....	64%	36%
Middle.....	64	36
Lower.....	59	41

**MARCH 19
FEATHERBEDDING PRACTICES**

Interviewing Date 12/21-26/45
Survey #362-K Question #16

To make more jobs, some unions require employers to hire more persons than are actually needed to do the work. Would you favor or oppose having a law which would stop this practice?

Favor..... 60%
Oppose..... 23
No opinion..... 17

By Region

New England and Middle Atlantic

Favor..... 57%
Oppose..... 24
No opinion..... 19

East and West Central

Favor..... 62%
Oppose..... 24
No opinion..... 14

South

Favor..... 66%
Oppose..... 17
No opinion..... 17

<i>Mountain and West</i>	
Favor.....	60%
Oppose.....	24
No opinion.....	16

By Political Affiliation	
<i>Democrats</i>	
Favor.....	55%
Oppose.....	26
No opinion.....	19

<i>Republicans</i>	
Favor.....	69%
Oppose.....	20
No opinion.....	11

Union Members Only	
Favor.....	52%
Oppose.....	31
No opinion.....	17

World War II Veterans Only	
Favor.....	58%
Oppose.....	26
No opinion.....	16

**MARCH 18
WORLD POLITICS**

Interviewing Date 1/25-30/46
Survey #364-K

Question #15a

Do you believe any nation would like to dominate or run the rest of the world?

Yes.....	59%
No.....	27
No opinion.....	14

Interviewing Date 1/25-30/46
Survey #364-K

Question #15b

Asked of those who said yes to the above question: Which nation?

Russia.....	26%
Britain.....	12
Germany.....	10
Japan.....	6
United States.....	2
Others.....	1
All big nations.....	1
No opinion.....	1
	<hr/> 59%

**MARCH 22
SECRET SERVICE**

Interviewing Date 2/28-3/5/46
Survey #366-K

Question #13

Do you think Congress should provide money to maintain a large force of secret service agents who would operate throughout the world to keep us informed of what other nations are doing?

Yes.....	77%
No.....	17
No opinion.....	6

**MARCH 23
OVERSEAS MARRIAGES**

Interviewing Date 2/28-3/5/46
Survey #366-K

Question #1

Do you think the army should or should not let soldiers serving overseas marry girls who live in occupied countries in Europe?

Should.....	44%
Should not.....	48
No opinion.....	8

By Sex

Men

Should.....	53%
Should not.....	39
No opinion.....	8

Women

Should.....	36%
Should not.....	56
No opinion.....	8

By Age

21-29 Years

Should.....	53%
Should not.....	40
No opinion.....	7

30-49 Years

Should.....	46%
Should not.....	46
No opinion.....	8

50 Years and Over

Should.....	37%
Should not.....	54
No opinion.....	9

World War II Veterans Only

Should.....	61%
Should not.....	33
No opinion.....	6

MARCH 24

RUSSIA

Interviewing Date 2/28-3/5/46

Question #9

Survey #366-K

Do you think Russia will cooperate with us in world affairs?

Yes.....	35%
No.....	52
No opinion.....	13

By Political Affiliation

Democrats

Yes.....	37%
No.....	49
No opinion.....	14

Republicans

Yes.....	33%
No.....	57
No opinion.....	10

By Education

College

Yes.....	54%
No.....	38
No opinion.....	8

High School

Yes.....	37%
No.....	51
No opinion.....	12

Grade School

Yes.....	29%
No.....	56
No opinion.....	16

By Age

21-29 Years

Yes.....	38%
No.....	49
No opinion.....	13

30-49 Years

Yes.....	35%
No.....	52
No opinion.....	13

50 Years and Over

Yes.....	33%
No.....	54
No opinion.....	13

World War II Veterans Only

Yes.....	45%
No.....	43
No opinion.....	12

**MARCH 27
FOREIGN AFFAIRS**

Interviewing Date 2/28-3/5/46
Survey #366-K Question #3

Do you think it would be best for the future of this country if we take an active part in world affairs, or if we stay out of world affairs?

Take active part..... 72%
Stay out..... 22
No opinion..... 6

By Region

New England and Middle Atlantic

Take active part..... 71%
Stay out..... 25
No opinion..... 4

East Central

Take active part..... 74%
Stay out..... 20
No opinion..... 6

West Central

Take active part..... 71%
Stay out..... 23
No opinion..... 6

South

Take active part..... 69%
Stay out..... 23
No opinion..... 8

Mountain and Pacific

Take active part..... 77%
Stay out..... 18
No opinion..... 5

By Political Affiliation

Democrats

Take active part..... 72%
Stay out..... 22
No opinion..... 6

Republicans

Take active part..... 72%
Stay out..... 23
No opinion..... 5

World War II Veterans Only

Take active part..... 80%
Stay out..... 17
No opinion..... 3

**MARCH 29
DISARMAMENT**

Interviewing Date 3/15-20/46
Survey #367-K Question #4

It has been suggested that Russia, Britain, and the United States get together and do away with armaments and military training. Do you think we should agree to this?

Yes..... 30%
No..... 62
No opinion..... 8

**MARCH 29
THE DRAFT**

Interviewing Date 3/15-20/46
Survey #367-K Question #1a

The Selective Service Draft Law expires in May. Do you think Congress should or should not vote to continue the Draft Law for another year?

Should..... 65%
Should not..... 27
No opinion..... 8

**MARCH 30
FUTURE WARS**

Interviewing Date 3/15-20/46
Survey #367-K Question #2

Do you think the United States will find itself in another war within say the next 25 years?

Yes..... 69%
 No..... 19
 No opinion..... 12

By Age
21-29 Years

Yes..... 70%
 No..... 17
 No opinion..... 13

30-49 Years

Yes..... 70%
 No..... 18
 No opinion..... 12

50 Years and Over

Yes..... 65%
 No..... 22
 No opinion..... 13

MARCH 31
RUSSIA

Interviewing Date 3/15-20/46
 Survey #367-K Question #5

In general, do you approve or disapprove of the policy Russia is following in world affairs?

Approve..... 7%
 Disapprove..... 71
 No opinion..... 22

Interviewing Date 3/15-20/46
 Survey #367-K Question #7

If Russia continues her present course what should we do, if anything?

Be firm, no appeasement..... 44%
 Cut off lend-lease..... 5
 Sever relations..... 1
 Go before UN..... 8%
 Work things out..... 7
 Try to appease Russia..... 1

Do nothing..... 12%
 Others, no opinion..... 22

Interviewing Date 3/15-20/46
 Survey #367-T Question #9a

Have you heard or read about Winston Churchill's speech in which he suggested a continuation of the present military co-operation between the United States and Great Britain as a check on Russia's present moves?

Yes..... 68%
 No..... 32

Interviewing Date 3/15-20/46
 Survey #367-T Question #9b

Asked of those who responded in the affirmative: What is your opinion of this suggestion?

Approve..... 22%
 Disapprove..... 40
 No opinion..... 6
 68%

APRIL 3
HOUSING SHORTAGE

Interviewing Date 2/28-3/5/46
 Survey #366-T Question #11a

Are you or your immediate family now being directly affected by the housing shortage?

Yes..... 27%
 No..... 73

APRIL 5
LABOR STRIKES

Interviewing Date 3/15-20/46
 Survey #367-T Question #11a

Do you think that Congress should or should not do anything about the strike situation?

Should..... 70%
 Should not..... 18
 No opinion..... 12

Union Members Only

Should..... 52%
 Should not..... 36
 No opinion..... 12

Interviewing Date 3/15-20/46
 Survey #367-T Question #11b

Asked of those saying Congress should do something about the strike situation: What should Congress do?

Discipline labor unions..... 31%
 Pass provisions making a cooling-off period mandatory..... 15
 Adopt general policy of giving in to labor demands..... 4
 Miscellaneous..... 20
 70%

**APRIL 6
 FLYING**

Interviewing Date 2/28-3/5/46
 Survey #366-K Question #11a

Would you like to learn to fly an airplane?

Yes..... 27%
 No..... 69
 No opinion..... 4

**By Sex
 Men**

Yes..... 30%
 No..... 67
 No opinion..... 3

Women

Yes..... 22%
 No..... 74
 No opinion..... 4

**By Age
 21-29 Years**

Yes..... 50%
 No..... 47
 No opinion..... 3

30-49 Years

Yes..... 28%
 No..... 68
 No opinion..... 4

50 Years and Over

Yes..... 9%
 No..... 89
 No opinion..... 2

**APRIL 7
 MINIMUM WAGE**

Interviewing Date 2/28-3/5/46
 Survey #366-T Question #8b

At the present time the minimum wage that can be paid to workers in every state in most businesses and industries is 40 cents an hour. This means that all persons, including young people who have never worked before, cannot be paid less than 40 cents an hour. Would you approve or disapprove of raising this minimum to 65 cents an hour?

Approve..... 65%
 Disapprove..... 29
 No opinion..... 6

**By Political Affiliation
 Democrats**

Approve..... 70%
 Disapprove..... 25
 No opinion..... 5

Republicans

Approve..... 59%
 Disapprove..... 36
 No opinion..... 5

Union Members Only

Approve.....	80%
Disapprove.....	14
No opinion.....	6

Farmers Only

Approve.....	50%
Disapprove.....	42
No opinion.....	8

**APRIL 10
FOOD**

Interviewing Date 3/15-20/46
Survey #367-K Question #3b
Have you heard or read about the plan to send food to other nations during the next four months?

Yes.....	92%
No.....	8

Interviewing Date 3/15-20/46
Survey #367-K Question #3d
Is your family doing anything now to save on food?

Yes.....	56%
No.....	40
Don't know.....	4

Interviewing Date 3/15-20/46
Survey #367-K Question #3e
Asked of those stating they are doing something to save food: What are you doing?

The following are listed in order of frequency of mention:

- Cutting down on food; eating less; doing without things.
- Making it a point to use leftovers at the next (or another) meal.
- Saving fats and drippings.
- Eating more of foods that are not especially needed.

Growing own vegetables.
Eating rye and/or whole wheat bread instead of white.

Interviewing Date 3/15-20/46
Survey #367-K Question #3a

Do you think your health would be better or worse if you ate less?

Better.....	44%
Worse.....	27
Same.....	25
Undecided.....	4

Professional and business people are particularly prone to consider themselves overeaters. More than half of them think they should do less eating. More women than men think they should eat less. This is particularly true of women over 30 years of age. The same trend of thinking is found among the men. Those over 30 are more inclined to think they eat too much than those between 21 and 29 years of age.

**APRIL 12
REPUBLICAN PRESIDENTIAL
CANDIDATES**

Interviewing Date 2/28-3/5/46
Survey #366-K Question #16

Asked of Republicans: What man would you like to see elected President in 1948?

Dewey.....	37%
Stassen.....	33
Bricker.....	11
Vandenberg.....	6
MacArthur.....	3
Taft.....	3
Eisenhower.....	2
Saltonstall.....	1
Warren.....	1
Hoover.....	1
Others.....	2

**APRIL 13
VEGETABLE GARDENS**

Interviewing Date 3/15-20/46
Survey #367-K Question #10b

Do you plan to have a vegetable garden this year?

The survey finds that eighteen and a half million families are planning to have gardens.

Yes..... 60%
No..... 32
No opinion..... 8

By Political Affiliation

Democrats

Yes..... 57%
No..... 35
No opinion..... 8

Republicans

Yes..... 71%
No..... 24
No opinion..... 5

Union Members Only

Yes..... 40%
No..... 52
No opinion..... 8

**APRIL 15
AUTOMOBILE DRIVERS**

Interviewing Date 3/29-4/3/46
Survey #368-T Question #27

Would you rather ride in a car driven by a man or a woman?

Rather ride with man driver..... 66%
Rather ride with woman driver..... 12
No opinion..... 22

By Sex

Men

Rather ride with man driver..... 74%
Rather ride with woman driver..... 6
No opinion..... 20

Women

Rather ride with man driver..... 58%
Rather ride with woman driver..... 18
No opinion..... 24

**APRIL 19
FOOD TO FOREIGN NATIONS**

Interviewing Date 3/29-4/3/46
Survey #368-K Question #6

Would you be willing to go back to food rationing in order to send food to people in other nations?

Yes..... 59%
No..... 36
No opinion..... 5

By Sex

Men

Yes..... 53%
No..... 41
No opinion..... 6

Women

Yes..... 64%
No..... 31
No opinion..... 5

**APRIL 17
STRIKES IN PUBLIC SERVICE
INDUSTRIES**

Interviewing Date 2/28-3/5/46
Survey #366-K Question #7

Should laws be passed to forbid all strikes in public service industries such as electric, gas, telephone, and local transportation companies?

By Age
21-29 Years

Yes.....	56%
No.....	38
No opinion.....	6

30-49 Years

Yes.....	60%
No.....	35
No opinion.....	5

50 Years and Over

Yes.....	57%
No.....	37
No opinion.....	6

By Political Affiliation
Democrats

Yes.....	65%
No.....	31
No opinion.....	4

Republicans

Yes.....	55%
No.....	39
No opinion.....	6

APRIL 20
JUVENILE DELINQUENCY

Interviewing Date 3/29-4/3/46
Survey #368-K Question #17

Police records show that a large number of crimes are being committed by teen-age boys and girls. What do you think is the main reason for this juvenile delinquency?

Seven out of every ten questioned blame the parents for the rise in crime among youth throughout the nation.

Those blaming the parents put the fault under two main headings: lack of supervision and control, and lack of proper training.

Another sizable group thinks the problem has risen because of a lack of recreational fa-

cilities for the young. The consequence is, they turn to bad movies, bad books, bad company, and liquor.

APRIL 22
ATOMIC BOMB TESTS

Interviewing Date 3/29-4/3/46
Survey #368-K Question #10

Do you think the United States should carry out the atom bomb tests on Bikini Island, or should this be given up?

Hold the tests.....	43%
Call off the tests.....	37
No opinion.....	20

By Education
College

Hold the tests.....	53%
Call off the tests.....	36
No opinion.....	11

High School

Hold the tests.....	52%
Call off the tests.....	36
No opinion.....	12

Grade School

Hold the tests.....	35%
Call off the tests.....	40
No opinion.....	25

World War II Veterans Only

Hold the tests.....	65%
Call off the tests.....	25
No opinion.....	10

Interviewing Date 3/29-4/3/46
Survey #368-K Question #11

Some persons say that animals should not be used in making atom bomb tests at Bikini Island. Do you agree or disagree?

Agree.....	42%
Disagree.....	42
No opinion.....	16

By Education

College

Agree.....	53%
Disagree.....	34
No opinion.....	13

High School

Agree.....	46%
Disagree.....	42
No opinion.....	12

Grade School

Agree.....	36%
Disagree.....	44
No opinion.....	20

By Sex

Men

Agree.....	37%
Disagree.....	43
No opinion.....	20

Women

Agree.....	47%
Disagree.....	40
No opinion.....	13

World War II Veterans Only

Agree.....	36%
Disagree.....	53
No opinion.....	11

APRIL 24
DAYLIGHT SAVING TIME

Interviewing Date 3/29-4/3/46
Survey #368-K

Question #3

Which of the following would you prefer: 1. Have daylight saving time the year round? 2. Have daylight saving time in summer and standard time the rest of the year? 3. Have standard time the whole year, including summer?

Year round.....	19%
Just in summer.....	31
Stay on standard time.....	45
No opinion.....	5

Farmers Only

Year round.....	12%
Just in summer.....	16
Stay on standard time.....	68
No opinion.....	4

Persons in Cities Over 100,000

Year round.....	23%
Just in summer.....	39
Stay on standard time.....	32
No opinion.....	6

APRIL 26
PARTY FIDELITY

Interviewing Date 3/29-4/3/46
Survey #368-K

Question #19

If a congressman is elected on the Democratic ticket and does not vote with his party on all major issues, should he be prevented from running for office again as a Democrat?

Yes.....	21%
No.....	69
No opinion.....	10

Democrats Only

Yes.....	25%
No.....	64
No opinion.....	11

APRIL 27
FAULTS OF FARMERS AND CITY DWELLERS

Interviewing Date 3/29-4/3/46
Survey #368-T

Question #4

Asked of city dwellers: What do you think are the chief faults of farmers?

The following are listed in order of frequency of mention:

- Provincialism, narrowness
- Constant complaining
- Poor managing
- Stubbornness
- Make too much money

Interviewing Date 3/29-4/3/46
Survey #368-K Question #4

Asked of farmers: What do you think are the chief faults of city people?

The following are listed in order of frequency of mention:

- Feel too superior
- Selfishness
- Laziness
- Live too hurried a life
- Ignorance of farm problems

**APRIL 29
STRIKES AND LOCKOUTS**

Interviewing Date 3/29-4/3/46
Survey #368-K Question #8a

Bernard Baruch has suggested that all strikes and lockouts be called off for a year. Do you agree or disagree with this?

Agree.....	70%
Disagree.....	21
No opinion.....	9

Interviewing Date 3/29-4/3/46
Survey #368-K Question #8b

Do you think a law should be passed forbidding all strikes and lockouts for a year?

Yes.....	54%
No.....	36
No opinion.....	10

**MAY 1
HOLIDAYS**

Interviewing Date 3/29-4/3/46
Survey #368-K Question #1

Would you approve or disapprove of having all holidays like Decoration Day or Washington's Birthday, but not Christmas, celebrated on Mondays, in order to have a longer weekend?

Approve.....	52%
Disapprove.....	37
No opinion.....	11

**By Age
21-29 Years**

Approve.....	56%
Disapprove.....	35
No opinion.....	9

30-49 Years

Approve.....	55%
Disapprove.....	34
No opinion.....	11

50 Years and Over

Approve.....	45%
Disapprove.....	41
No opinion.....	14

**By Occupation
Professional and Business**

Approve.....	55%
Disapprove.....	39
No opinion.....	6

White Collar

Approve.....	59%
Disapprove.....	32
No opinion.....	9

Manual Workers

Approve.....	56%
Disapprove.....	33
No opinion.....	11

Farmers

Approve..... 33%
Disapprove..... 47
No opinion..... 20

**MAY 3
VETERANS' BONUSES**

Interviewing Date 3/29-4/3/46
Survey #368-K Question #5a

Would you be willing to pay higher taxes to have your state government pay a bonus to war veterans at this time?

Yes..... 52%
No..... 39
No opinion..... 9

World War II Veterans Only

Yes..... 63%
No..... 33
No opinion..... 4

Interviewing Date 3/29-4/3/46
Survey #368-K Question #5b

How much do you think the bonus should be?

Median average..... \$200

**MAY 4
ARMY PROTOCOL**

Interviewing Date 4/12-17/46
Survey #369-K Question #18

Do you think it would be a good idea or a poor idea if army officers and enlisted men had the same food, clubs, and social privileges?

Good idea..... 72%
Poor idea..... 20
No opinion..... 8

World War II Veterans Only

Good idea..... 78%
Poor idea..... 19
No opinion..... 3

**MAY 5
FOOD SHORTAGE**

Interviewing Date 4/12-17/46
Survey #369-K Question #6a

Have you heard or read about the program to send food to other nations during the next three months?

Yes..... 94%
No..... 6

Interviewing Date 4/12-17/46
Survey #369-K Question #6c

Is your family doing anything now to save on food?

Yes..... 60%
No..... 36
Don't know..... 4

Interviewing Date 4/12-17/46
Survey #369-T Question #6b

Have you heard or read anything that told you exactly how much less bread and how much less fat you are to use?

Only 12% were able to give an estimate of what they thought the Government expects people to save. The average of their estimates was 25%, or fairly close to the 20% reduction recommended by the Government.

**MAY 8
ARMED FORCES MERGER**

Interviewing Date 4/12-17/46
Survey #369-K Question #9a

Will you tell me what your understanding is of the term "unified command" for the armed forces of the United States?

Correct..... 60%
 Incorrect..... 40

Interviewing Date 4/12-17/46
 Survey #369-K Question #9b

Asked of those giving correct answers: Do you approve or disapprove of a unified command for the armed forces of this country?

Approve..... 59%
 Disapprove..... 28
 No opinion..... 13

By Education
College

Approve..... 68%
 Disapprove..... 25
 No opinion..... 7

High School

Approve..... 62%
 Disapprove..... 27
 No opinion..... 11

Grade School

Approve..... 51%
 Disapprove..... 30
 No opinion..... 19

Veterans Only

Approve..... 65%
 Disapprove..... 29
 No opinion..... 6

MAY 10
THE DRAFT

Interviewing Date 4/26-5/1/46
 Survey #370-T Question #1

The Selective Service Law ends in May. Do you think Congress should or should not vote to continue the Draft Law for another year?

Should..... 63%
 Should not..... 29
 No opinion..... 8

Interviewing Date 4/26-5/1/46
 Survey #370-K Question #2

The House of Representatives has passed a bill postponing the drafting of any men from May to October to see if enough volunteers will join the army and make the draft unnecessary. Do you think enough people will volunteer?

Yes..... 37%
 No..... 52
 No opinion..... 11

Interviewing Date 4/26-5/1/46
 Survey #370-K Question #1

The House of Representatives has passed a bill that forbids the drafting of anyone under 20 years of age. Do you think the Senate also should pass this bill?

Should..... 60%
 Should not..... 33
 No opinion..... 7

Interviewing Date 4/26-5/1/46
 Survey #370-T Question #1b

If the Draft Law is continued, would you approve or disapprove of keeping young men 18 and 19 years old in this country, and sending older men overseas to serve in occupied countries?

Approve..... 57%
 Disapprove..... 35
 No opinion..... 8

MAY 11
VETERAN REENLISTMENT

Interviewing Date 4/26-5/1/46
 Survey #370-K Question #26b

Asked of World War II veterans: Would you be interested in going back into some

branch of the service if the pay were increased 50 per cent?

Yes..... 23%
 No..... 74
 No opinion..... 3

**MAY 12
 BRITISH RATIONING**

Special Survey

Asked in Great Britain: Would you approve or disapprove if rationing of bread were introduced in this country, having regard to the world shortage of wheat?

Approve..... 41%
 Disapprove..... 50
 No opinion..... 9

**MAY 12
 FOOD SHORTAGES**

Interviewing Date 4/26-5/1/46
 Survey #370-T Question #16a

Did you hear or read about President Truman's speech concerning the food shortage in other nations?

Yes..... 72%
 No..... 28

Interviewing Date 4/26-5/1/46
 Survey #370-K Question #17

Would you be willing to go back to food rationing in order to send food to people in other nations?

Yes..... 70%
 No..... 26
 No opinion..... 4

Interviewing Date 4/26-5/1/46
 Survey #370-T Question #16b

Do you think the Government has gone too far or not far enough in taking steps to take food from here to send abroad?

Too far..... 21%
 About right..... 44
 Not far enough..... 26
 No opinion..... 9

**MAY 12
 A WOMAN'S LIFE**

Interviewing Date 4/26-5/1/46
 Survey #370-K Question #15b

Generally speaking, whose life is more difficult — a man's or a woman's?

A man's life..... 24%
 A woman's life..... 54
 No opinion..... 22

**By Sex
 Men**

A man's life..... 30%
 A woman's life..... 47
 No opinion..... 23

Women

A man's life..... 18%
 A woman's life..... 61
 No opinion..... 21

**MAY 15
 UNITED NATIONS**

Interviewing Date 4/26-5/1/46
 Survey #370-K Question #3a

Are you satisfied or dissatisfied with the progress the UN has made to date?

Satisfied..... 37%
 Dissatisfied..... 37
 No opinion..... 26

World War II Veterans Only

Satisfied..... 37%
 Dissatisfied..... 45
 No opinion..... 18

By Political Affiliation

Democrats

Satisfied.....	41%
Dissatisfied.....	32
No opinion.....	27

Republicans

Satisfied.....	36%
Dissatisfied.....	43
No opinion.....	21

By Education

College

Satisfied.....	39%
Dissatisfied.....	51
No opinion.....	10

High School

Satisfied.....	35%
Dissatisfied.....	43
No opinion.....	22

Grade School

Satisfied.....	39%
Dissatisfied.....	29
No opinion.....	32

Interviewing Date 4/26-5/1/46
Survey #370-K Question #3b

Asked of those expressing dissatisfaction with the United Nations: Why are you dissatisfied?

The principal reasons are as follows:

- The UN is not accomplishing anything. It is not making any progress at all.
- There is too much distrust in the UN and too little attempt at cooperation.
- The whole thing is on a selfish plane, each country trying to get everything for itself.
- The whole thing is power politics and a system of appeasing such countries as Russia, Britain, etc.
- The UN has spent all of its time dealing with petty issues and has sidestepped every important issue that has faced it.

The UN has been far too slow in getting started.
The UN needs more power if it is to operate effectively.

**MAY 17
REPUBLICAN PRESIDENTIAL
CANDIDATES**

Interviewing Date 4/12-17/46
Survey #369-K Question #10

Asked of Republicans: What man would you like to see elected President of the country in 1948?

Dewey.....	35%
Stassen.....	34
Bricker.....	10
Vandenberg.....	5
MacArthur.....	5
Taft.....	3
Eisenhower.....	2
Hoover.....	2
Saltonstall.....	1
Others.....	3

**MAY 18
DEMOCRATIC PRESIDENTIAL
CANDIDATES**

Interviewing Date 4/12-17/46
Survey #369-T Question #10

Asked of Democrats: What man would you like to see elected President of the country in 1948?

Truman.....	61%
Wallace.....	24
Eisenhower.....	4
Byrnes.....	3
Stettinius.....	1
Others.....	7

MAY 20

HEALTH INSURANCE

Interviewing Date 4/12-17/46
Survey #369-T

Question #14

What do you think should be done, if anything, to provide for the payment of doctor, dental, and hospital bills for people in this country?

- Voluntary health insurance..... 17%
- Insurance under Social Security..... 12
- Special grants to care for needy..... 11
- Private charity..... 6
- Miscellaneous..... 12
- Don't know..... 16
- Nothing..... 26

Interviewing Date 4/12-17/46
Survey #369-T

Question #15a

Have you heard or read about the Wagner-Murray-Dingell health insurance bill which would require weekly pay deductions from every worker and employer for medical, dental, and hospital insurance?

- Yes..... 37%
- No..... 63

Interviewing Date 4/12-17/46
Survey #369-K

Question #16a

Just making a guess, about how much did you pay for doctor, hospital, and dental bills during the past year?

- Nothing..... 16%
- Under \$25..... 21
- \$25 to \$50..... 16
- \$50-\$100..... 16
- Over \$100..... 28
- Don't know..... 3

Interviewing Date 4/12-17/46
Survey #369-K

Question #15d

How much would you be willing to pay a year for you and your dependents to join a health insurance plan that would pay all doctor, hospital, and dental bills?

- Nothing..... 9%
- Under \$25..... 30
- \$25 to \$50..... 23
- \$50-\$100..... 15
- Over \$100..... 4
- Don't know..... 19

Interviewing Date 4/12-17/46
Survey #369-K

Question #15c

If the Government handled a health insurance program do you think you would get better medical care or not as good medical care as you are now getting?

- Better..... 32%
- Same..... 23
- Not as good..... 35
- No opinion..... 10

MAY 22

ATOM BOMB

Interviewing Date 4/12-17/46
Survey #369-K

Question #4

Should the United States continue to manufacture the atom bomb?

- Yes..... 61%
- No..... 30
- No opinion..... 9

Interviewing Date 4/12-17/46
Survey #369-K

Question #5a

Do you think any other country is already making atom bombs?

- Yes..... 42%
- No..... 40
- No opinion..... 18

Interviewing Date 4/12-17/46
Survey #369-K

Question #5b

Asked of those who answered yes to the above question: What country?

The largest number said they thought Russia was making atom bombs. England was men-

tioned next. A few expressed the belief that experiments in bomb making were going on in Spain or in Argentina.

**MAY 24
PRICE CONTROLS**

Interviewing Date 4/26-5/1/46
Survey #370-T

Question #5

For the next year would you like to have O.P.A. price ceilings kept on or taken off the following: Food? Rent? Clothing? Automobiles, radios, and other manufactured goods?

	Keep Price Ceilings	Remove Price Ceilings	No Opinion
Food.....	75%	21%	4%
Rent.....	78	17	5
Clothing.....	70	26	4
Automobiles, radios, and other manu- factured goods...	66	27	7

Interviewing Date 4/26-5/1/46
Survey #370-T

Question #6

A year from now, which way do you think prices would be lower — if O.P.A. is done away with now, or if it is kept on?

Done away with.....	21%
Is kept on.....	68
No opinion.....	11

Interviewing Date 4/26-5/1/46
Survey #370-K

Question #6

Do you think O.P.A. price ceilings make it impossible for some manufacturers to make a profit?

Yes.....	51%
No.....	35
No opinion.....	14

Interviewing Date 4/26-5/1/46
Survey #370-K

Question #7

Should O.P.A. put high enough ceilings on products to allow manufacturers to make a profit?

Yes.....	84%
No.....	9
No opinion.....	7

**MAY 25
SPAIN**

Interviewing Date 4/26-5/1/46
Survey #370-T

Question #14a

Will you tell me what the arguments are in favor of breaking our diplomatic relations with Spain?

The following are listed according to frequency of mention:

- Spain is harboring Nazis and German scientists.
- The Franco government is a Fascist government.
- Spain aided the Axis during the war.
- Spain is a menace to world peace.

Interviewing Date 4/26-5/1/46
Survey #370-T

Question #14b

Will you tell me what the arguments are against breaking our diplomatic relations with Spain?

The following are listed according to frequency of mention:

- We have to have a united world, with everyone friendly toward everyone else.
- Breaking off relations with Spain might mean another war.
- We should not interfere with Spain's internal affairs.
- Spain is not endangering world peace or giving any provocation for a diplomatic break.
- It would hurt trade with Spain.
- Russia would have her way again.
- It might cause civil war in Spain.
- We would not know what is going on in Spain.

Interviewing Date 4/26-5/1/46
Survey #370-T

Question #14c

Asked of those responding citing any argument for or against breaking of diplomatic relations: Do you think we should or should not break off diplomatic relations with Spain?

Should..... 43%
Should not..... 43
Undecided..... 14

By Political Affiliation

Democrats

Should..... 49%
Should not..... 35
Undecided..... 16

Republicans

Should..... 36%
Should not..... 52
Undecided..... 12

MAY 29

PARTY STRENGTH

Interviewing Date 4/26-5/1/46
Survey #370-T

Question #10

If a presidential election were being held today, which party would you vote for — the Democratic or Republican?

Democratic..... 52.5%
Republican..... 47.5

By Occupation

Democratic Republican

Professional and business.....	42%	58%
White collar.....	45	55
Manual workers.....	64	36
Farmers.....	45	55

MAY 29

LABOR STRIKES

Special Survey

President Truman has proposed that employers and employees be compelled to run strike-bound essential industries which Government has taken over. In general do you approve or disapprove of this?

Approve..... 65%
Disapprove..... 26
No opinion..... 9

President Truman has proposed that employers and employees who refuse to run strike-bound essential industries taken over by Government be drafted into armed forces and sent back to their jobs. Do you approve or disapprove of this?

Approve..... 53%
Disapprove..... 38
No opinion..... 9

MAY 31

LABOR STRIKES

Interviewing Date 5/17-22/46
Survey #371-K

Question #8

Should laws be passed to forbid all strikes in public service industries such as electric, gas, telephone, and local transportation companies?

Yes..... 64%
No..... 29
No opinion..... 7

By Political Affiliation

Democrats

Yes..... 61%
No..... 32
No opinion..... 7

Republicans

Yes.....	70%
No.....	24
No opinion.....	6

Union Members Only

Yes.....	49%
No.....	44
No opinion.....	7

JUNE 1

JOHN L. LEWIS

Interviewing Date 5/17-22/46
Survey #371-K Question #9

What is your opinion of John L. Lewis?

Favorable opinion.....	13%
Unfavorable opinion.....	69
No opinion.....	18

JUNE 3

FRENCH RECOVERY

Special Survey

Asked in France: Which nation in your opinion has helped most toward the recovery of France?

United States.....	58%
Russia.....	17
Great Britain.....	8
Canada.....	2
Others.....	1
No opinion.....	14

JUNE 5

EMPLOYMENT OUTLOOK

Interviewing Date 5/17-22/46
Survey #371-K Question #13

During the next year do you think there is any chance that you (your husband) will be unemployed?

A great chance.....	9%
A slight chance.....	21
No chance.....	55
Don't know.....	15

By Occupation

Professional and Business

A great chance.....	5%
A slight chance.....	14
No chance.....	69
Don't know.....	12

White Collar

A great chance.....	9%
A slight chance.....	21
No chance.....	58
Don't know.....	12

Manual Workers

A great chance.....	14%
A slight chance.....	29
No chance.....	38
Don't know.....	19

Farmers

A great chance.....	4%
A slight chance.....	11
No chance.....	76
Don't know.....	9

Union Members Only

A great chance.....	14%
A slight chance.....	29
No chance.....	41
Don't know.....	16

JUNE 7

RUSSIA

Interviewing Date 5/17-22/46
Survey #371-K Question #17

As you hear and read about Russia these days, do you believe Russia is trying to build herself up to be the ruling power of the world, or is Russia just building up protection against being attacked in another war?

Wants to rule world..... 58%
 Builds for protection..... 29
 No opinion..... 13

By Occupation

Professional and Business

Wants to rule world..... 52%
 Builds for protection..... 36
 No opinion..... 12

White Collar

Wants to rule world..... 55%
 Builds for protection..... 33
 No opinion..... 12

Farmers

Wants to rule world..... 59%
 Builds for protection..... 29
 No opinion..... 12

Manual Workers

Wants to rule world..... 60%
 Builds for protection..... 26
 No opinion..... 14

JUNE 8

FOOD SHORTAGE

Interviewing Date 5/17-22/46
 Survey #371-T Question #2c

Is your family doing anything now to save on food?

Yes..... 74%
 No..... 21
 Don't know..... 5

Interviewing Date 5/17-22/46
 Survey #371-K Question #2

Would you be willing to go back to rationing in order to send food to people in other nations?

Yes..... 65%
 No..... 31
 Undecided..... 4

By Sex

Men

Yes..... 58%
 No..... 37
 Undecided..... 5

Women

Yes..... 72%
 No..... 25
 Undecided..... 3

JUNE 9

OCCUPATION OF GERMANY AND JAPAN

Interviewing Date 5/17-22/46
 Survey #371-K Question #11a

Do you think we have done a good job or a poor job in handling our occupation of Japan?

Good job..... 60%
 Fair job..... 15
 Poor job..... 4
 No opinion..... 21

Interviewing Date 5/17-22/46
 Survey #371-K Question #11b

Do you think we have done a good job or a poor job in handling our occupation of Germany?

Good job..... 31%
 Fair job..... 24
 Poor job..... 21
 No opinion..... 24

World War II Veterans Only

Good job..... 23%
 Fair job..... 27
 Poor job..... 40
 No opinion..... 10

**JUNE 12
CANCER RESEARCH**

Interviewing Date 5/17-22/46
Survey #371-K

Question #1a

Do you approve or disapprove of having the Government spend \$100 million to find possible ways of preventing or curing cancer in this country?

Approve..... 87%
Disapprove..... 9
No opinion..... 4

Interviewing Date 5/17-22/46
Survey #371-K

Question #1b

Asked of those approving the plan: Would you be willing to pay more taxes to provide this money?

Yes..... 72%
No..... 27
No opinion..... 1

Interviewing Date 5/17-22/46
Survey #371-T

Question #1a

Should Congress pass a law that would provide \$200 million for the study and treatment of cancer in this country?

Yes..... 82%
No..... 11
No opinion..... 7

Interviewing Date 5/17-22/46
Survey #371-T

Question #1b

Asked of those answering that Congress should pass a law: Would you be willing to pay more taxes to provide this money?

Yes..... 69%
No..... 27
No opinion..... 4

**JUNE 14
LABOR STRIKES**

Interviewing Date 6/1-6/46
Survey #372-K

Question #12

President Truman has proposed that employers and employees who refuse to run strike-bound essential industries taken over by the Government be drafted into the armed forces and sent back to their jobs. Do you approve or disapprove of this?

Approve..... 47%
Disapprove..... 43
No opinion..... 10

Union Members Only

Approve..... 30%
Disapprove..... 60
No opinion..... 10

Interviewing Date 6/1-6/46
Survey #372-K

Question #11

President Truman has proposed that employers and employees be compelled to run strike-bound essential industries which the Government has taken over. In general, do you approve or disapprove of this?

Approve..... 61%
Disapprove..... 28
No opinion..... 11

**JUNE 15
MIDDLE AGE**

Interviewing Date 4/26-5/1/46
Survey #370-K

Question #8

At what age does middle age begin?

Under 40 years..... 23%
At 40 years..... 30
Between 41 and 49 years..... 24
At 50 years..... 17
Over 50 years..... 4

By Age

Median Averages

21-29 Years.....	40 years
31-49 Years.....	40 years
50 Years and over.....	40 years

By Sex

Men.....	40 years
Women.....	45 years

By Occupation

Professional and business....	45 years
White collar.....	41 years
Farmers.....	40 years
Manual workers.....	40 years

By Education

College.....	42 years
High School.....	40 years
Grade School.....	40 years

JUNE 17

MOST ADMIRED PERSON

Interviewing Date 4/26-5/1/46
Survey #370-K Question #13

What person living today in any part of the world do you admire the most?

The following are listed according to frequency of mention:

- Douglas MacArthur
- Dwight D. Eisenhower
- Harry S. Truman
- Mrs. Franklin D. Roosevelt
- Winston Churchill
- Herbert Hoover
- Henry A. Wallace
- Thomas E. Dewey
- Harold Stassen
- James Byrnes

JUNE 19

JEW'S AND PALESTINE

Interviewing Date 5/17-22/46
Survey #371-K Question #19a

Have you heard or read about the Jewish migration into Palestine?

Yes.....	50%
No.....	50

Interviewing Date 5/17-22/46
Survey #371-K Question #19b

Asked of those answering yes to the above question: Do you think it is a good idea or a poor idea to admit 100,000 Jews to settle in Palestine?

Good idea.....	78%
Poor idea.....	14
No opinion.....	8

Interviewing Date 5/17-22/46
Survey #371-K Question #20

England has suggested that we send troops to Palestine to help keep order there if the Arabs oppose letting 100,000 Jews enter Palestine. Do you approve or disapprove of our sending troops to Palestine to help England keep order there?

Approve.....	21%
Disapprove.....	74
No opinion.....	5

Interviewing Date 5/17-22/46
Survey #371-K Question #21

It has been suggested that the United Nations handle the problem of letting Jews settle in Palestine. Do you think this is a good idea or a poor idea?

Good idea.....	72%
Poor idea.....	19
No opinion.....	9

**JUNE 21
BRITISH ATTITUDES REGARDING
SPAIN**

Special Survey

Asked in Great Britain: The United States, France, and Britain have expressed disapproval of Franco. Would you agree if they took stronger steps such as cutting off all trade with Spain?

Agree.....	48%
Disagree.....	22
No opinion.....	30

**JUNE 21
FRENCH ATTITUDES REGARDING
SPAIN**

Special Survey

Asked in France: Do you approve of the measures that have just been taken by the French Government in regard to Franco (closing of French-Spanish border)?

Approve.....	47%
Disapprove.....	33
No opinion.....	20

Asked in France: Should France immediately recognize the Spanish Republican (anti-Franco) Government?

Should.....	40%
Should not.....	35
No opinion.....	25

**JUNE 23
PARTY BEST FOR HANDLING
LABOR PROBLEMS**

Interviewing Date 6/1-6/46
Survey #372-T

Question #6

As you feel today, which political party — the Democratic or Republican — can better

handle the problem of reducing strikes and labor trouble?

Democratic.....	33%
Republican.....	41
Makes no difference.....	26

Manual Workers Only

Democratic.....	39%
Republican.....	33
Makes no difference.....	28

**JUNE 26
SOUTHERN POLITICS**

Special Survey

Asked of Southerners: Do you think the South would be better off, in general, if there were two political parties of about equal strength instead of one strong party as there is at present?

Two parties.....	62%
One party.....	38

In the less solidly Democratic Southern states — North Carolina, Virginia, Florida, Kentucky, Oklahoma, and Tennessee, taken as a group — the vote favoring a strong two-party system is 69%. In the other states, South Carolina, Alabama, Arkansas, Georgia, Louisiana, Mississippi, and Texas the aggregate vote is 51% in favor.

**JUNE 28
SUPREME COURT**

Interviewing Date 6/14-19/46
Survey #373-K

Question #19a

Has your attitude toward the Supreme Court changed in recent years?

Yes.....	30%
No.....	45
No opinion.....	25

Interviewing Date 6/14-19/46
Survey #373-K Question #19b

Asked of those who answered yes: Do you have a higher regard or a lower regard for the Supreme Court now?

Higher.....	3%
Lower.....	27
	<hr/> 30%

Interviewing Date 6/14-19/46
Survey #373-T Question #19

Some people say that the Supreme Court decides many questions largely on the basis of politics. Do you agree or disagree with this?

Agree.....	43%
Disagree.....	36
No opinion.....	21

JUNE 29
PARTY BEST ABLE TO
MAINTAIN HIGH WAGES

Interviewing Date 6/1-6/46
Survey #372-K Question #6b

As you feel today, which political party — the Democratic or Republican — can better handle the problem of keeping wages high?

Democratic.....	53%
Republican.....	26
Makes no difference.....	21

Twelve per cent were without an opinion.

By Political Affiliation

Democrats

Democratic.....	73%
Republican.....	10
Makes no difference.....	17

Republicans

Democratic.....	30%
Republican.....	48
Makes no difference.....	22

Union Members Only

Democratic.....	62%
Republican.....	18
Makes no difference.....	20

Manual Workers Only

Democratic.....	56%
Republican.....	26
Makes no difference.....	18

JUNE 30
POLITICAL PARTICIPATION

Interviewing Date 6/1-6/46
Survey #372-K Question #2a

Have you ever written or wired your congressman or senator in Washington?

Yes.....	14%
No.....	86

By Occupation

	Yes	No
Professional and business.....	32%	68%
White collar.....	17	83
Farmers.....	12	88
Manual workers.....	7	93

By Education

	Yes	No
College.....	35%	65%
High School.....	15	85
Grade School.....	9	91

Interviewing Date 6/1-6/46
Survey #372-K Question #2c

Asked of those answering yes to the above question: Did you do it on your own or did some organization suggest you do it?

On own.....	9%
Someone suggested it.....	5
	<hr/> 14%

JULY 3
ARMAMENTS CONTROL

Interviewing Date 6/14-19/46
Survey #373-K Question #4

Would you be willing to have the United States turn over control of all her armed forces and war weapons, including atomic bombs, to a world parliament or congress, provided that other countries did the same?

Education is the most important determining factor in separating those who favor and those who oppose the principle of world government. Voters with college training show the greatest acceptance, with a majority of those with opinions voting "yes".

Veterans of World War II included in the poll show themselves substantially opposed to this country's turning over all military and atomic controls to a world parliament.

Among both Democratic and Republican voters the weight of opinion is against the proposal, the Republicans more markedly than the Democrats.

People who call themselves "Independent" voters, are somewhat more inclined than are Democrats or Republicans to having the United States relinquish military and atomic controls to an international group; opinion in this group is fairly evenly divided on the issue.

JULY 6
AMERICAN COMMUNISTS

Interviewing Date 6/14-19/46
Survey #373-K Question #13

What do you think should be done about the Communists in this country?

Kill or imprison them..... 36%
Curb them, make them inactive..... 16
Watch them carefully..... 7
Do nothing..... 16
No opinion..... 25

By Occupation
Professional and Business

Kill or imprison them..... 36%
Curb them, make them inactive..... 18
Watch them carefully..... 10
Do nothing..... 20
No opinion..... 16

White Collar

Kill or imprison them..... 34%
Curb them, make them inactive..... 15
Watch them carefully..... 8
Do nothing..... 21
No opinion..... 22

Manual Workers

Kill or imprison them..... 37%
Curb them, make them inactive..... 14
Watch them carefully..... 5
Do nothing..... 14
No opinion..... 30

Farmers

Kill or imprison them..... 40%
Curb them, make them inactive..... 21
Watch them carefully..... 9
Do nothing..... 4
No opinion..... 26

JULY 7
PRESIDENT TRUMAN'S POPULARITY

Interviewing Date 6/14-19/46
Survey #373-K Question #21c

Do you approve or disapprove of the way Harry Truman is handling his job as President?

Approve..... 43%
Disapprove..... 45
No opinion..... 12