



BALTIMORE
RAVENS



AFC NORTH
CHAMPIONS

2019 SEASON REVIEW / 2020 INFORMATION



BALTIMORE RAVENS GAME RELEASE

UNDER ARMOUR PERFORMANCE CENTER | 1 WINNING DRIVE | DWINGS MILLS, MD

PH: 410-701-4000 | BALTIMORERAVENS.COM | TWITTER: @RAVENS

WORLD CHAMPIONS: SUPER BOWL XXXV (2000) & SUPER BOWL XLVII (2012)

SEASON OVERVIEW

TEAM

- The No. 1 AFC playoff seed Ravens (14-2) won a franchise-record 12-straight games to close out the 2019 regular season, before falling at home in the Divisional round, 28-12, to the Tennessee Titans.
- The Ravens have secured a playoff berth in eight of head coach **John Harbaugh's** 12 seasons in Baltimore and have won the AFC North four times (2011-12, 2018-19) with him at the helm. In three of the non-playoff seasons, Baltimore was playing in either game 15 ('16) or game 16 ('13 & '17) to earn a postseason berth.
- Baltimore's league-best 14-2 record was a franchise record, topping the 13-3 campaign from 2006. The last NFL team to register 14 victories during the regular season was New England in 2016.
- 2019 was EVP & GM **Eric DeCosta's** first season leading Baltimore's personnel department, after he succeeded the legendary **Ozzie Newsome**, who maintains a significant role within the organization.

OFFENSE

- The Ravens ranked No. 1 in points (33.2) and rushing yards (206.0) per game, while they were No. 2 in total yards (407.6).
- Baltimore became the first team ever to average 200 passing and 200 rushing yards per game in a season. The Ravens set a new NFL single-season rushing record (3,296 yards), besting the 1978 Patriots' 3,165.
- Baltimore set season team records for TDs (64), points (531), net yards (6,521), rushing yards (3,296), 1st downs (386) and fewest turnovers (15).
- Unanimous NFL MVP **QB Lamar Jackson** accounted for a league-high 43 total TDs, including a league-best (and franchise-record) 36 passing scores. Jackson also rushed for 1,206 yards (sixth most in the league), setting a new NFL single-season record by a QB.
- **TE Mark Andrews** had 10 receiving TDs, ranking No.1 among NFL tight ends and tying (Cooper Kupp) for second by all players. Andrews also led Baltimore in catches (64) and receiving yards (852). **RB Mark Ingram II** posted 15 total TDs, tying a single-season team record and ranking fourth overall in the NFL. He also rushed for 1,018 yards.

DEFENSE

- Baltimore allowed the NFL's third-fewest points (17.6) and fourth-fewest net yards (300.6) per game. The Ravens notched the league's No. 5 run "D" (93.4 ypg) and were No. 6 vs. the pass (207.2 ypg).
- During their 12-game winning streak (starting in Week 5), the Ravens allowed the NFL's fewest yards (268.9) and points (15.2) per game. Baltimore allowed just 18 TDs (a league low) in its final 12 games, also scoring 6 TDs of its own during this span.
- **OLB Matthew Judon** led the team with a career-high 9.5 sacks and 4 FFs. **CB Marlon Humphrey** tallied 14 PD and tied (**CB Marcus Peters**) for the team lead with 3 INTs. Peters, who was traded by LAR to the Ravens in Week 7, posted 5 total INTs in 2019, including an NFL-high 3 returned for TDs (2 of which came with Baltimore).

SPECIAL TEAMS

- **K Justin Tucker**, the most accurate kicker in NFL history (90.8%), connected on 28 of 29 FGAs (96.6%), scoring a franchise-record 141 points for the fourth-straight season. Tucker is the NFL's only kicker to surpass the 140-point mark in each of the past four years (2016-19).

14-2 REGULAR SEASON / 0-1 PLAYOFFS

Date	Opponent	Result	Score	Diff.
Sun. Sept. 8	at Miami Dolphins	W	59-10	+49
Sun. Sept. 15	Arizona Cardinals	W	23-17	+6
Sun. Sept. 22	at Kansas City Chiefs	L	28-33	-5
Sun. Sept. 29	Cleveland Browns	L	25-40	-15
Sun. Oct. 6	at Pittsburgh Steelers	W	26-23 (OT)	+3
Sun. Oct. 13	Cincinnati Bengals	W	23-17	+6
Sun. Oct. 20	at Seattle Seahawks	W	30-16	+14
Sun. Nov. 3	New England Patriots	W	37-20	+17
Sun. Nov. 10	at Cincinnati Bengals	W	49-13	+36
Sun. Nov. 17	Houston Texans	W	41-7	+34
Mon. Nov. 25	at Los Angeles Rams	W	45-6	+39
Sun. Dec. 1	San Francisco 49ers	W	20-17	+3
Sun. Dec. 8	at Buffalo Bills	W	24-17	+7
Thurs. Dec. 12	New York Jets	W	42-21	+21
Sun. Dec. 22	at Cleveland Browns	W	31-15	+16
Sun. Dec. 29	Pittsburgh Steelers	W	28-10	+18
Sat. Jan. 11	Tennessee Titans (Div.)	L	12-28	-16

At Home: 7-1 | On Road: 7-1 | vs. Division: 5-1 | vs. AFC: 10-2 | vs. NFC: 4-0
vs. Playoff Teams: 5-1 | Best Streak: 12 Wins | Point Diff: +249

RECORD-TYING 13 PRO BOWLERS

Thirteen Ravens were named to the Pro Bowl, tying the 2007 Cowboys for the most-ever selections on a Pro Bowl roster.

- | | | |
|-----------------------|---------------------|-----------------------|
| ✗ TE Mark Andrews | ✗ QB Lamar Jackson* | ✗ S Earl Thomas III |
| ✗ T Orlando Brown Jr. | ✗ OLB Matthew Judon | ✗ K Justin Tucker* |
| ✗ LS Morgan Cox | ✗ CB Marcus Peters* | ✗ G Marshal Yanda^ |
| ✗ CB Marlon Humphrey* | ✗ FB Patrick Ricard | * First-Team All-Pro |
| ✗ RB Mark Ingram II | ✗ T Ronnie Stanley* | ^ Second-Team All-Pro |

14-2 THE RAVENS'
BEST RECORD IN FRANCHISE HISTORY

12
CONSECUTIVE WINS (TEAM RECORD)

No. 1
AFC PLAYOFF SEED CLINCHED (1ST IN TEAM HISTORY)

8
NFL MOST VALUABLE PLAYER

8
PLAYOFF BERTHS IN 12 SEASONS UNDER JOHN HARBAUGH

AFC NORTH CHAMPIONS

NFL COACH OF THE YEAR

2019 OFFENSIVE HIGHLIGHTS

MOST RUSHING YARDS

16-GAME NFL SINGLE-SEASON HISTORY

Rk.	Team (Year)	Yards	Avg.	Att.
1.	Baltimore (2019)	3,296	5.53	596
2.	New England (1978)	3,165	4.72	671
3.	Kansas City (1978)	2,986	4.50	663
4.	Chicago (1984)	2,974	4.41	674
5.	Atlanta (2006)	2,939	5.47	537

- X Baltimore set a new NFL single-season rushing record (3,296 yards), topping the 1978 Patriots' 3,165.
- X The Ravens' 5.53 rushing average set a new 16-game NFL single-season record.
- X The 2019 Ravens (nine) became the first team since the 1978 Patriots (11) with at least nine games of 200-or-more rushing yards in a season.

NUMBERS TO RAVE ABOUT

7 – Times in NFL history two teammates each rushed for 1,000 yards in a season, including **QB Lamar Jackson** (1,206) and **RB Mark Ingram II** (1,018) in 2019. (Carolina's DeAngelo Williams & Jonathan Stewart did it last in 2009.)

7 – Receiving TDs by **WR Marquise Brown**, tying the Ravens' record by a rookie (Marlon Brown, 2013 & Torrey Smith, 2011).

10 – Receiving TDs by **TE Mark Andrews**, No. 1 among all NFL TEs and tied (LAR's Cooper Kupp) for second overall in the league (Detroit's Kenny Golladay, 11).

15 – Total TDs by **RB Mark Ingram II** (10 rushing & 5 receiving), tying RB Ray Rice (2011) for the single-season franchise record. The 15 ranked fourth in the NFL in 2019.

FINAL 2019 OFFENSIVE NFL RANKINGS

1ST – PPG [33.2]	2ND – TOTAL YPG [407.6]
1ST – RUSH YPG [206.0]	2ND – RED ZONE TD% [67.2]
1ST – 4TH DOWN% [70.8]	2ND (T) – 3RD DOWN% [47.1]
1ST – TD DRIVES [58]	3RD – YARDS PER PLAY [6.13]
1ST – POINTS PER DRIVE [2.9]	3RD (T) – GIVEAWAYS [15]

"We expect to change the way offensive football is played in the National Football League. ... I expect us to create something that hasn't been seen before. ... We're going to be in more elements than any team has ever been."

– John Harbaugh on "The Revolution," May 2019

MVP LAMAR JACKSON: 2019 NFL RANKINGS

- X 43 total touchdowns – 1st
- X 36 passing touchdowns – 1st
- X 9.0 passing touchdown pct. – 1st
- X 6.9 rushing average – 1st
- X 113.3 passer rating – 3rd
- X 1,206 rushing yards – 6th (1st by a QB)
- X Victories as a starting QB (13) – 1st (tied)
- X Games w/ 5 TD passes (3) – 1st
- X Games w/ 4+ TD passes (4) – 1st
- X Games w/ 3+ TD passes (8) – 1st
- X Perfect passer rating games (2) – 1st
- X 100-yard rushing games (5) – 1st (by a QB)

X In regular season play, Baltimore is 19-3 with **QB Lamar Jackson** as its starter (13-2 in 2019). Since his first NFL start (Week 11 of 2018), his 19 regular season wins are the most among NFL QBs.

X Jackson became the only QB in NFL history to produce at least 3,000 passing yards and 1,000 rushing yards in a single season.

X Jackson (36/7) became the third QB in NFL history to produce at least 35 passing TDs & 7 rushing TDs in a season. Steve Young (35/7 in 1994) & Cam Newton (35/10 in 2015) also accomplished this feat, and each won MVP honors, as well.

In 2019, Baltimore shattered single-season franchise records in total touchdowns (64), points (531), total net yards (6,521), rushing yards (3,296) and first downs (386).

TOTAL TDs			POINTS			TOTAL NET YARDS			RUSHING YARDS			FIRST DOWNS		
Rk.	Year	TDs	Rk.	Year	Points	Rk.	Year	Yards	Rk.	Year	Yards	Rk.	Year	1st
1.	2019	64	1.	2019	531	1.	2019	6,521	1.	2019	3,296	1.	2019	386
2.	2009	47	2.	2014	409	2.	2018	5,999	2.	2003	2,674	2.	2018	367
3.	2014	46	3.	2012	398	3.	2014	5,838	3.	2018	2,441	3.	2014	345

2019 DEFENSIVE HIGHLIGHTS

During Baltimore's 12-game winning streak (beginning in Week 5) that closed out the regular season, the Ravens' defense allowed...

- X The NFL's fewest points per game (15.2).
- X The NFL's fewest net yards per game (268.9).
- X An NFL-low 10 passing TDs.
- X An NFL-low 18 TDs and scored a league-best 6 TDs.
- X The NFL's third-fewest passing yards per game (175.6).
- X The NFL's second-lowest passer rating (71.7).

TDs ALLOWED (Weeks 5-17)		PPG ALLOWED (Weeks 5-17)		TOTAL YPG ALLOWED (Weeks 5-17)		PASS YPG ALLOWED (Weeks 5-17)		DEFENSIVE TDs (Weeks 5-17)	
Rk. Team	TDs	Rk. Team	PPG	Rk. Team	YPG	Rk. Team	YPG	Rk. Team	TDs
1. Ravens	18	1. Ravens	15.2	1. Ravens	268.9	1. 49ers	160.2	1. Ravens	6
2. Buf., Den., NE & Pit.	22	2. Bills	16.3	2. Steelers	280.4	2. Steelers	175.3	2. Buccaneers	4
		3. Patriots	16.5	3. 49ers	281.5	3. Ravens	175.6	3. Five Teams	3

In 2019, Baltimore tied (TB) for the NFL lead with 6 defensive touchdowns (3 INTs & 3 FRs). Since Don "Wink" Martindale was named defensive coordinator in 2018, Baltimore has produced an NFL-best 9 defensive touchdowns.

MOST DEFENSIVE TDs / 2019		MOST D-TDs / SINCE 2018	
Rk. Team	D-TDs	Rk. Team	D-TDs
1. Baltimore	6	1. Baltimore	9
Tampa Bay	6	2. LA Rams	8
3. NE, NYJ & SF	5	NY Jets	8

NUMBERS TO RAVE ABOUT

2 – NFL defenders (**CB Marlon Humphrey** & S Minkah Fitzpatrick) to record at least 3 INTs and 3 FRs in 2019. Of Humphrey's 3 FRs, an NFL-high 2 were returned for touchdowns (tied, Ndamukong Suh & Devin White).

3 – An NFL-high INTs returned for TDs by **CB Marcus Peters** in 2019. (Two of those scores came while playing for the Ravens after he was acquired from LAR in Week 7.)

3 – NFL defenders (**OLB Matthew Judon**, OLB T.J. Watt and OLB Shaquil Barrett) who posted at least 50 tackles, 9 sacks, 30 QBHs & 4 FFs in 2019. (Judon had 54, 9.5, 33 & 4.)

9.5 – A career- and team-high sacks for **OLB Matthew Judon**, who also registered a team-best 4 FFs.

74 – Rushing first downs permitted by the Ravens' defense in 2019, ranking as the NFL's fourth fewest.

111 – Quarterback hits by the Ravens' defense, ranking as the NFL's third most in 2019.

128 – Points allowed in the second half by Baltimore in 2019, marking the NFL's second fewest (NE, 97).

210 – An NFL-high INT return yards by **CB Marcus Peters** in 2019 (178 while with the Ravens & 32 with LAR).

FINAL 2019 DEFENSIVE NFL RANKINGS

2ND – PASSER RATING [77.5]	4TH – TOTAL YPG [300.6]
2ND – TOTAL TDs [29]	4TH – 4TH DOWN% [33.3]
3RD – PPG [17.6]	5TH – RUSH YPG [93.4]
3RD – RED ZONE TD% [47.7]	5TH – POINTS PER DRIVE [1.6]
3RD – QB HITS [111]	6TH – PASS YPG [207.2]

- X During the **John Harbaugh** Era (since 2008), the Ravens have boasted five Top 5 defenses and nine Top 10 defenses (yards allowed). Baltimore was No. 4 in 2019.
- X Additionally, under Harbaugh, Baltimore's defense has ranked No. 3 (or higher) in six of his 12 seasons. In nine of those 12 years, the Ravens have posted a Top 10 scoring defense (including each of the past four seasons).

The 2019 Baltimore Ravens became just the seventh team under the NFL's 16-game format (since 1978) to score at least 500 points & allow fewer than 300 points in a season.

TEAMS TO SCORE AT LEAST 500 POINTS & ALLOW FEWER THAN 300 IN A SEASON

Team (Year)	--- Points ---	
	Scored	Allowed
Baltimore Ravens (2019)	531	282
New England Patriots (2007)*	589	274
St. Louis Rams (2001)*	503	272
St. Louis Rams (1999)^	526	242
Minnesota Vikings (1998)	556	296
San Francisco 49ers (1994)^	505	296
Miami Dolphins (1984)*	513	298

* Advanced to Super Bowl ^ Won Super Bowl

RAVENS HONOR ROLL

2019 AWARDS


JOHN HARBAUGH

- NFL Coach of the Year (*Associated Press & PFWA*)
- AFC Coach of the Year (NFL 101 Awards)
- "Greasy" Neale Pro Coach of the Year (Maxwell Football Club)


GREG ROMAN

- NFL Assistant Coach of the Year (*Associated Press & PFWA*)


TE MARK ANDREWS

- Pro Bowl (first selection) 


T ORLANDO BROWN JR.

- Pro Bowl (first selection) 


LS MORGAN COX

- Pro Bowl (starter, third selection) 


CB MARLON HUMPHREY

- First-Team All-Pro (*Associated Press*) 
- Pro Bowl (first selection)


RB MARK INGRAM II

- Pro Bowl (third selection) 


QB Lamar Jackson

- NFL MVP (*Associated Press & PFWA*)
- Offensive Player of the Year (*PFWA*) 
- First-Team All-Pro (*Associated Press*)
- All-NFL Team (*PFWA*)
- AFC Offensive Player of the Year (NFL 101 Awards)
- Bert Bell Pro Player of the Year (Maxwell Football Club)
- FedEx Air Player of the Year
- Pro Bowl (starter, first selection)
- Pro Bowl Offensive MVP
- Team MVP (local Baltimore Media)
- AFC Offensive Player of the Month (November)
- Five-time AFC Offensive Player of the Week (Week 15 vs. NYJ; Week 12 at LAR; Week 10 at Cin.; Week 9 vs. NE & Week 1 at Mia.)
- Three-time FedEx Air Player of the Week (Week 12 at LAR; Week 10 at Cin.; Week 1 at Mia.)
- FedEx Ground Player of the Week (Week 6 vs. Cin.)


OLB MATTHEW JUDON

- Pro Bowl (first selection) 
- All-AFC Team (*PFWA*)


CB MARCUS PETERS

- First-Team All-Pro, DB (*Associated Press*) 
- Second-Team All-Pro, CB (*Associated Press*)
- Pro Bowl (third selection)


FB PATRICK RICARD

- Pro Bowl (starter, first selection) 


T RONNIE STANLEY

- First-Team All-Pro (*Associated Press*) 
- All-NFL Team (*PFWA*)
- Pro Bowl (starter, first selection)


S EARL THOMAS III

- Pro Bowl (seventh selection) 

K JUSTIN TUCKER

- First-Team All-Pro (*Associated Press*) 
- All-NFL Team (*PFWA*)
- Pro Bowl (starter, third selection)
- AFC Special Teams Player of the Month (Oct.)
- AFC Special Teams Player of the Week (Week 6 vs. Cin.)
- AFC Special Teams Player of the Week (Week 5 at Pit.)

G MARSHAL YANDA

- All-NFL Team (*PFWA*) 
- Second-Team All-Pro (*Associated Press*)
- Pro Bowl (starter, eighth selection)



John Harbaugh became the first Ravens coach ever to win *The Associated Press* NFL Coach of the Year Award. Harbaugh led the Ravens to the AFC's No. 1 playoff seed and a franchise-best 14-2 record. Baltimore also won a franchise-record 12-straight games to close out the 2019 regular season.



Lamar Jackson became the first Raven ever to win *The Associated Press* NFL MVP Award. Jackson, whose selection was unanimous, accounted for a league-high 43 total TDs, including a league-best (and franchise-record) 36 passing scores. He also rushed for 1,206 yards (sixth most in the league), setting a new NFL single-season record by a QB.

RAVENS INFORMATION

2019 FINAL NFL RANKINGS

OFFENSE

Category	Stats	Rank
Total Offense	407.6	2
Rush Offense	206.0	1
Pass Offense	201.6	27
Points Per Game	33.2	1
3rd-Down Off. %	47.1	2t
4th-Down Off. %	70.8	1
Red Zone Off. (TD%)	67.2	2

DEFENSE

Category	Stats	Rank
Total Defense	300.6	4
Rush Defense	93.4	5
Pass Defense	207.2	6
Points Per Game	17.6	3
3rd-Down Def. %	37.1	11
4th-Down Def. %	33.3	4
Red Zone Def. (TD%)	47.7	3

TEAM

Category	Stats	Rank
Turnover Ratio	+10	6
Penalties	109	16t
Penalty Yards	867	11

2019 AFC NORTH STANDINGS

Team	W	L	T	Home	Road	Div.	Con.	PF	PA	Strk.
Baltimore	14	2	0	7-1	7-1	5-1	10-2	531	282	W12
Pittsburgh	8	8	0	5-3	3-5	3-3	6-6	289	303	L3
Cleveland	6	10	0	4-4	2-6	3-3	6-6	335	393	L3
Cincinnati	2	14	0	2-6	0-8	1-5	2-10	279	420	W1

2020 OPPONENTS

Home Games

Bengals, Browns, Steelers, Chiefs, Jaguars, Titans, Cowboys, Giants

Away Games

Bengals, Browns, Steelers, Colts, Patriots, Texans, Eagles, Redskins

2020 NFL DRAFT ORDER

Pick	Team	'19 Record	Pick	Team	'19 Record
1.	Cincinnati	2-14	17.	Dallas	8-8
2.	Washington	3-13	18.	Miami (via Pit.)	8-8
3.	Detroit	3-12-1	19.	Las Vegas (via Chi.)	8-8
4.	NY Giants	4-12	20.	Jacksonville (via LAR)	9-7
5.	Miami	5-11	21.	Philadelphia	9-7
6.	LA Chargers	5-11	22.	Buffalo	10-6
7.	Carolina	5-11	23.	New England	12-4
8.	Arizona	5-10-1	24.	New Orleans	13-3
9.	Jacksonville	6-10	25.	Minnesota	10-6
10.	Cleveland	6-10	26.	Miami (via Hou.)	10-6
11.	NY Jets	7-9	27.	Seattle	11-5
12.	Las Vegas	7-9	28. Baltimore	14-2	
13.	Indianapolis	7-9	29.	Tennessee	9-7
14.	Tampa Bay	7-9	30.	Green Bay	13-3
15.	Denver	7-9	31.	San Francisco	13-3
16.	Atlanta	7-9	32.	Kansas City	12-4

2019 TALE OF THE TAPE

Category	Ravens
Record	14-2
Best Streak	Won 12
Points Scored	531
TDs Scored	64
Rushing TDs Scored	21
Passing TDs Scored	37
TDs on Returns	6
Points Against	282
TDs Allowed	29
Rushing TDs Allowed	12
Passing TDs Allowed	15
TDs on Returns Allowed	2
Time of Poss. Avg.	34:37
KOR Avg. For	18.3
KOR Avg. Against	21.5
PR Avg. For	8.2
PR Avg. Against	9.5
Sacks	37
Sacks Allowed	28
Interceptions	13
Interceptions Thrown	8
Fumbles Lost/Recovered	7/12

2019 RAVENS LEADERS

PASSING YARDS (TDs/INTs)

Lamar Jackson	3,127 (36/6)
Robert Griffin III	225 (1/2)

RUSHING YARDS (AVG.)

Lamar Jackson	1,206 (6.85)
Mark Ingram II	1,018 (5.04)

RECEIVING YARDS (CATCHES)

Mark Andrews	852 (64)
Marquise Brown	584 (46)
Hayden Hurst	349 (30)

POINTS

Justin Tucker	141
Mark Ingram II	94
Mark Andrews	60

INTERCEPTIONS (YARDS)

Marcus Peters	3 (178)
Marlon Humphrey	3 (14)

SACKS (YARDS)

Matthew Judon	9.5 (-85.5)
Tyus Bowser	.5 (-35)
McPhee (IR)/ Onwuasor	3 (n/a)

TACKLES

Chuck Clark	68
Marlon Humphrey	65

GROSS PUNTING (NET)

Sam Koch	46.4 (39.8)
----------	-------------

FIELD GOALS (PCT.)

Justin Tucker	28/29 (96.6)
---------------	--------------

PUNT RETURN YARDS (AVG.)

Cyrus Jones (NOR)	113 (9.4)
-------------------	-----------

KICKOFF RETURN YARDS (AVG.)

Justice Hill	227 (18.9)
--------------	------------

RAVENS POSTSEASON HISTORY

RAVENS POSTSEASON RESULTS

The Ravens are 15-10 in playoff history: 3-4 at home, 10-6 on the road and 2-0 at a neutral site (Super Bowl XXXV in Tampa and Super Bowl XLVII in New Orleans).

Date	Game/Opponent	Winner/Result
12/31/00	Wild Card vs. Denver	Ravens, 21-3
01/07/01	Divisional at Tennessee	Ravens, 24-10
01/14/01	AFC Champ. at Oakland	Ravens, 16-3
01/28/01	Super Bowl XXXV vs. NY Giants	Ravens, 34-7
01/13/02	Wild Card at Miami	Ravens, 20-3
01/20/02	Divisional at Pittsburgh	Steelers, 27-10
01/03/04	Wild Card vs. Tennessee	Titans, 20-17
01/13/07	Divisional vs. Indianapolis	Colts, 15-6
01/04/09	Wild Card at Miami	Ravens, 27-9
01/10/09	Divisional at Tennessee	Ravens, 13-10
01/18/09	AFC Championship at Pittsburgh	Steelers, 23-14
01/10/10	Wild Card at New England	Ravens, 33-14
01/16/10	Divisional at Indianapolis	Colts, 20-3
01/09/11	Wild Card at Kansas City	Ravens, 30-7
01/15/11	Divisional at Pittsburgh	Steelers, 31-24
01/15/12	Divisional vs. Houston	Ravens, 20-13
01/22/12	AFC Champ. at New England	Patriots, 23-20
01/06/13	Wild Card vs. Indianapolis	Ravens, 24-9
01/12/13	Divisional at Denver	Ravens, 38-35 (2OT)
01/20/13	AFC Champ. at New England	Ravens, 28-13
02/03/13	Super Bowl XLVII at San Francisco	Ravens, 34-31
01/03/15	Wild Card at Pittsburgh	Ravens, 30-17
01/10/15	Divisional at New England	Patriots, 35-31
01/06/19	Wild Card vs. LA Chargers	Chargers, 23-17
01/11/20	Divisional vs. Tennessee	Titans, 28-12

RAVENS PLAYOFF TRENDS

Category	All Time	2019
vs. AFC	13-10	0-1
vs. NFC (Super Bowl XXXV and XLVII)	2-0	0-0
Home	4-3	0-1
Away	10-6	0-0
Leading at Halftime	11-3	0-0
Trailing at Halftime	1-7	0-1
Tied at Halftime	3-0	0-0
Leading After 3 Quarters	12-1	0-0
Tied After 3 Quarters	3-2	0-0
Trailing After 3 Quarters	0-7	0-1
Decided by 7 Points or Less	4-4	0-0
Decided By 3 Points or Less	3-2	0-0
When Scoring First	7-1	0-0
When Not Scoring First	8-9	0-1
Positive or Even Turnover Ratio	15-2	0-0
Negative Turnover Ratio	0-8	0-1
Winning or Even Penalty Ratio	11-3	0-0
Losing Penalty Ratio	4-7	0-1
With a 100-Yard Rusher	6-2	0-1
With a 100-Yard Receiver	4-1	0-0
Without a 100-Yard Rusher	9-8	0-0
Without a 100-Yard Receiver	11-9	0-1
When Allowing a 100-Yard Rusher	2-1	0-1
When Not Allowing a 100-Yard Rusher	13-9	0-0
When Allowing a 100-Yard Receiver	5-1	0-0
When Not Allowing a 100-Yard Receiver	10-9	0-1
With a 300-Yard Passer	1-2	0-1
Without a 300-Yard Passer	14-8	0-0
Allowing a 300-Yard Passer	3-1	0-0
Not Allowing a 300-Yard Passer	12-9	0-1

AN ELITE CLUB



MOST SUPER BOWL CHAMPIONSHIPS (Since 2000 Season)

Titles	Team	Seasons
6	New England	'01, '03-04, '14, '16, '18
2	Baltimore	2000, '12
2	NY Giants	2007, '11
2	Pittsburgh	2005, '08

CONSISTENT CONTENDERS

The Ravens have earned 12 playoff berths in their history (2019, 2018, 2014, 2012, 2011, 2010, 2009, 2008, 2006, 2003, 2001 & 2000). Baltimore's 12 berths from 2000-19 tie for third in the AFC and tie for sixth overall in the NFL.

MOST NFL PLAYOFF BERTHS / PAST 19 SEASONS / SINCE 2000

AFC	NFC
17 - New England	14 - Green Bay
14 - Indianapolis	13 - Philadelphia
12 - Baltimore	13 - Seattle
12 - Pittsburgh	

PLAYOFFS SINCE 2008

Under John Harbaugh, Baltimore is one of four NFL teams to earn a playoff berth in eight of the past 12 seasons.

MOST PLAYOFF BERTHS / 2008-19 / JOHN HARBAUGH ERA

Berths	Team	Seasons
11	New England Patriots	2009-19
9	Green Bay Packers	2009-16, 2019
8	Baltimore Ravens	2008-12, 2014, 2018-19
8	Seattle Seahawks	2010, 2012-16, 2018-19

ROAD WARRIORS

The Ravens are 10-6 on the road in all-time postseason play, posting the best road winning % (.625) since the 1970 merger. (Baltimore is 7-5 on the road during the John Harbaugh Era.)

NFL POSTSEASON WINNING PCT. / ROAD GAMES / SINCE 1970

Rk.	Team	Record	Pct.
1.	Baltimore Ravens	10-6	.625
2.	New York Giants	8-7	.533
3.	Carolina Panthers	4-4	.500
4.	LA/SD Chargers	6-7	.462
5.	Oilers/Titans	10-13	.435

PLAYOFF WINNING PERCENTAGE

(Since 1970 Merger)

Rk.	Team	Record	Pct.
1.	New England Patriots*****	36-20	.643
2.	New York Giants****	20-12	.625
3.	San Francisco 49ers*****	32-20	.615
4.	Baltimore Ravens**	15-10	.600
	Pittsburgh Steelers*****	36-24	.600

* Number of Super Bowl Titles

RAVENS WINNING WAYS

TOP FRANCHISES / SINCE 2000

TOTAL WINS

1. New England Patriots . . . 267
2. Pittsburgh Steelers . . . 220
3. Green Bay Packers . . . 210
Indianapolis Colts . . . 210
- 5. BALTIMORE RAVENS . . . 205**
6. Philadelphia Eagles . . . 204

SUPER BOWL BERTHS

1. New England Patriots . . . 9
2. New York Giants . . . 3
Pittsburgh Steelers . . . 3
Seattle Seahawks . . . 3
- 5. BALTIMORE RAVENS . . . 2**
Car., Den., Ind., Phi., SF . . 2

SUPER BOWL TITLES

1. New England Patriots . . . 6
- 2. BALTIMORE RAVENS . . . 2**
New York Giants . . . 2
Pittsburgh Steelers . . . 2
5. Den., GB, Ind., KC, 1
NO, Phi., Sea., TB 1

CONF. TITLE GAMES

1. New England Patriots . . 13
2. Philadelphia Eagles 6
Pittsburgh Steelers 6
4. Green Bay Packers 5
- 5. BALTIMORE RAVENS 4**
Ind. & SF 4

WINNING SEASONS

1. New England Patriots . . 19
2. Pittsburgh Steelers 15
- 3. Baltimore Ravens 14**
Green Bay, Indy 14
Seattle 14

PLAYOFF BERTHS

1. New England Patriots . . 17
2. Green Bay Packers 14
Indianapolis Colts 14
4. Philadelphia & Seattle . . 13
- 6. BALTIMORE & Pittsburgh . 12**

PLAYOFF GAMES

1. New England Patriots . . 41
2. Green Bay, Indianapolis . . 26
Philadelphia, Seattle . . 26
- 6. BALTIMORE RAVENS . . . 25**
Pittsburgh Steelers 25

PLAYOFF WINS

1. New England Patriots . . 30
- 2. BALTIMORE RAVENS . . . 15**
Pittsburgh Steelers 15
4. Philadelphia Eagles . . . 14
Seattle Seahawks 14

PLAYOFF PERFORMERS



In a magnificent effort showcasing thrilling performances by their defense, offense and special teams units, the Baltimore Ravens won Super Bowl XXXV with a 34-7 victory over the New York Giants. Allowing the Giants a meager 152 total net yards, New York's attack crossed midfield just twice, while Baltimore's "D" posted 4 INTs. LB Ray Lewis was named the game's MVP, capping an accolade-filled season in which he was also tabbed the NFL's Defensive Player of the Year.

Baltimore defeated San Francisco, 34-31, in Super Bowl XLVII, capturing the franchise's second World Championship. After an amazing first-half performance, the Ravens took a commanding 28-6 lead. But following a bizarre, 34-minute power outage that halted play, the 49ers stormed back into contention. Clinging to a 34-29 edge late in the game, the Ravens stood firm on a pivotal goal-line stand, jamming SF on four-straight plays inside the 7-yard line. QB Joe Flacco was named the game's MVP.

PLAYOFF PERFORMERS

FRANCHISE PLAYOFF WINNING PERCENTAGES (Since 1970 Merger)

Rk.	Team	Record	Pct.
1.	New England Patriots*****	36-20	.643
2.	New York Giants****	20-12	.625
3.	San Francisco 49ers*****	32-20	.615
4.	Baltimore Ravens**	15-10	.600
	Pittsburgh Steelers*****	36-24	.600

* Number of Super Bowl Titles

JOHN HARBAUGH ERA [SINCE 2008]

PLAYOFF BERTHS

1. New England Patriots . . 11
2. Green Bay Packers 9
- 3. BALTIMORE RAVENS 8**
Seattle Seahawks 8
5. Indianapolis Colts 7
Kansas City Chiefs 7
New Orleans Saints 7
Philadelphia Eagles 7
Pittsburgh Steelers 7

TOTAL WINS

1. New England Patriots . . 162
2. Pittsburgh Steelers . . . 131
3. Green Bay Packers . . . 129
- 4. BALTIMORE RAVENS . . 128**
New Orleans Saints . . . 128
6. Seattle Seahawks 119
7. Indianapolis Colts . . . 114
8. Atlanta Falcons 113
Philadelphia Eagles . . . 113

PLAYOFF WINS

1. New England Patriots . . 16
- 2. BALTIMORE RAVENS . . . 10**
Green Bay Packers 10
Seattle Seahawks 10
5. Pittsburgh Steelers 8

PLAYOFF GAMES

1. New England Patriots . . 24
2. Green Bay Packers 18
- 3. BALTIMORE RAVENS . . . 17**
Seattle Seahawks 17
5. Pittsburgh Steelers 14

AFC TITLE GAMES

1. New England Patriots . . 8
- 2. BALTIMORE RAVENS . . . 3**
Pittsburgh Steelers 3
4. Denver Broncos 2
Indianapolis Colts 2
KC Chiefs, NY Jets 2

PLAYOFF ROAD WINS

- 1. BALTIMORE RAVENS 7**
2. Green Bay Packers 5
3. New York Jets 4
4. Philadelphia Eagles 3
SF 49ers, Sea. Seahawks . . 3
Tennessee Titans 3

REG. SEASON WINS

1. New England Patriots . . 146
2. Pittsburgh Steelers . . . 123
3. New Orleans Saints . . 121
4. Green Bay Packers . . . 119
- 5. BALTIMORE RAVENS . . 118**
6. Atlanta Falcons 109
Seattle Seahawks 109

REG. SEASON HOME WINS

1. New England Patriots . . 82
- 2. BALTIMORE RAVENS . . . 72**
3. Green Bay Packers 71
4. Pittsburgh Steelers 68
5. New Orleans Saints 67
6. Minnesota Vikings 65
7. Seattle Seahawks 63

SUPER BOWL SUCCESS

The Baltimore Ravens are one of four franchises (New England, NY Giants and Pittsburgh) to win multiple Super Bowls since 2000.

HEAD COACH JOHN HARBAUGH

ALL-TIME RAVENS COACHING RECORDS

John Harbaugh is the third head coach in Baltimore Ravens history. He is the franchise's all-time winningest coach (128 total victories).

Coach	Seasons	Reg. Season	Playoffs	Total
John Harbaugh	2008-19	118-74	10-7	128-81
Brian Billick	1999-2007	80-64	5-3	85-67
Ted Marchibroda	1996-98	16-31-1	n/a	16-31-1

**SUPER BOWL
CHAMPION**

**2019 NFL
COACH OF
THE YEAR**



HARBAUGH COACHING RECORDS (2008-19)

- Overall Career Record... 128-81
- Regular Season Record... 118-74
- at Home... 72-24
- on Road... 46-50
- vs. AFC... 89-55
- vs. AFC North... 45-27
- vs. NFC... 29-19
- Playoffs Record... 10-7
- Home Playoff Games... 2-2
- Road Playoff Games... 7-5
- Super Bowl Record... 1-0

RAVENS WINS UNDER HARBAUGH

TOTAL NFL WINS / INCLUDING PLAYOFFS / SINCE 2008

Rk.	Team	Total Wins
1.	New England Patriots	162
2.	Pittsburgh Steelers	131
3.	Green Bay Packers	129
4.	Baltimore Ravens	128
	New Orleans Saints	128

HARBS' RAVENS TENURE

Year	Record	Playoffs (Result)
2019	14-2	0-1 (No. 1 Seed / Advanced to Div. Round)
2018	10-6	0-1 (Advanced to Wild Card Round)
2017	9-7	No Playoff Berth
2016	8-8	No Playoff Berth
2015	5-11	No Playoff Berth
2014	10-6	1-1 (Advanced to Divisional Round)
2013	8-8	No Playoff Berth
2012	10-6	4-0 (Won Super Bowl XLVII)
2011	12-4	1-1 (Advanced to AFC Championship)
2010	12-4	1-1 (Advanced to Divisional Round)
2009	9-7	1-1 (Advanced to Divisional Round)
2008	11-5	2-1 (Advanced to AFC Championship)

AN ELITE GROUP

MOST PLAYOFF WINS BY A COACH / FIRST 12 SEASONS / ALL TIME

Coach (Team)	Playoff Wins	Seasons
Joe Gibbs (Was.)	16	1981-92
Chuck Noll (Pit.)	14	1969-80
Bill Belichick (Cle. & NE)	13	1991-95, 2000-06
John Harbaugh (Bal.)	10	2008-19
Pete Carroll (NYJ, NE & Sea.)	10	1994, 1997-98, 2010-17
Mike McCarthy (GB)	10	2006-17
Bill Parcells (NYG)	10	1983-90, 1993-96
Andy Reid (Phi.)	10	1999-2010
George Seifert (SF & Car.)	10	1989-96, 1999-2001
Don Shula (Bal. & Mia.)	10	1963-74
Bill Walsh (SF)	10	1979-88

HARBAUGH FAST FACTS

In 2019, John Harbaugh became the first Ravens coach ever to win *The Associated Press* NFL Coach of the Year Award. Harbaugh has led the Ravens to a playoff berth in eight (2008-12, 2014 & 2018-19) of his 12 seasons, and in 2012, captured the franchise's second Super Bowl title.

Here are several more Harbaugh quick hits:

- In 2019, the Ravens posted a franchise-best 14-2 record. Baltimore won a team-record 12-straight games to close out the regular season, also earning the franchise's first-ever No. 1 playoff seed.
- Coach Harbaugh has led the Ravens to four AFC North Division titles (2011-12, 2018-19).
- Under Harbaugh, Baltimore is one of four NFL teams (NE, GB & Sea.) to earn a playoff berth in eight of the past 12 seasons.
- The Ravens' 10 playoff wins since 2008 tie (GB & Sea.) for second most in the NFL (New England - 16).
- Under "Harbs," the Ravens have secured an appearance in three AFC Championship games (2008, 2011 & 2012).
- "Harbs" is the only head coach in NFL history to win a playoff game in each of his first four and five seasons.
- John and his brother, Jim (formerly of the 49ers), are the only head coaches to advance to three conference title games in the first five years as NFL bosses.
- Harbaugh is the only coach in NFL history to win a playoff game in six of the first seven seasons of a coaching career.
- In 2012, Harbaugh became the third coach (with Bill Cowher & Chuck Knox) since the 1970 merger to guide his team to the playoffs in each of his first five seasons.
- With the Ravens' 2014 playoff berth, Harbaugh became one of eight coaches in NFL history to make the postseason in six of their first seven seasons coaching.
- Harbaugh, Tom Landry (Dal.) and Tom Coughlin (Jax./NYG) own the most road playoff wins (7) by a HC in NFL history.

HEAD COACH JOHN HARBAUGH

ACTIVE HEAD COACH WINNING PERCENTAGE

Entering 2020, Baltimore Ravens head coach John Harbaugh owns the fifth-best winning percentage (.612) among active coaches (min. 75 games), compiling a strong 128-81 record (including playoffs).

ACTIVE HEAD COACHES / CAREER WINNING PERCENTAGE (Totals Include Regular Season and Playoff Games / Min. 75 Games)

Rk.	Coach	Team	Seasons	Record	Pct.
1.	Bill Belichick	Cle./NE	1991-95, 2000-19	304-139	.686
2.	Mike Tomlin	Steelers	2007-19	141-81-1	.635
3.	Sean Payton	Saints	2006-19	139-84	.623
4.	Mike McCarthy*	GB/Dal.	2006-18	135-85-2	.613
5.	John Harbaugh	Ravens	2008-19	128-81	.612
6.	Andy Reid	Phi./KC	1999-2019	222-142-1	.610

*McCarthy was hired by Dallas following the 2019 season.

HARBS' REG. SEASON TRENDS

On grass	58-36
Artificial turf	60-38
September	27-14
October	20-25
November	36-13
December	32-20
January	3-2
Leading at halftime	97-18
Leading after 3 quarters	104-16
When scoring first	87-25
Positive or even turnover ratio	94-31
Scoring 20 or more points	101-34
Scoring 30 or more points	45-5
Totaling 350 or more net yards	67-28
Rushing for 150 or more yards	45-9
Holding opp. under 250 net yards	44-6
Holding opp. under 21 points	97-15
Holding opp. under 15 points	67-7

POSTSEASON SUCCESS: ACTIVE COACHES

PLAYOFFS WIN PERCENTAGE (Min. 6 Games)

Rk.	Coach	Rec.	Pct.
1.	Bill Belichick	31-12	.721
2.	Doug Pederson	4-2	.667
3.	John Harbaugh	10-7	.588
4.	Jon Gruden	5-4	.556
	Mike McCarthy	10-8	.556
6.	Pete Carroll	11-9	.550

SUPER BOWL TITLES

1.	Bill Belichick	6
2.	John Harbaugh	1
	Pete Carroll	1
	Jon Gruden	1
	Sean Payton	1
	Doug Pederson	1
	Andy Reid	1
	Mike Tomlin	1

HARBAUGH'S CAREER STOPS

Team	Position	Years
Baltimore Ravens	Head Coach	2008-20
Philadelphia Eagles	Secondary	2007
Philadelphia Eagles	Special Teams Coord.	1998-2006
Indiana University	DBs/Special Teams Coord.	1997
University of Cincinnati	Assistant Head Coach	1995-96
University of Cincinnati	TEs/OLBs/RBs/Special Teams	1989-94
Morehead State	DBs/ST Coord./S&C Coach	1988
University of Pittsburgh	Tight Ends	1987
Western Michigan	Graduate Assistant	1984-86

RAVENS UNDER HARBAUGH: SINCE 2008

3	7	8	10	72	128
AFC TITLE GAMES 2nd Most, tied, Pit.	ROAD PLAYOFF WINS NFL High	PLAYOFF BERTHS 3rd Most, tied, Sea.	PLAYOFF WINS 2nd Most, tied, GB & Sea.	WINS AT HOME 2nd Most	TOTAL VICTORIES 4th Most, tied, NO

**14-2 DIVISION CHAMP RAVENS (AFC'S NO. 1 SEED)
POST 12-GAME WINNING STREAK TO CLOSE OUT 2019:**

The 2019 AFC North champion Ravens finished 14-2 for the first time in team history. Baltimore's 12-game winning streak to close out the regular season is longest in franchise history.



RAVENS OFFENSIVE NOTES

2019 NFL ASSISTANT COACH OF THE YEAR

In his first season as the Ravens' offensive coordinator, Greg Roman led Baltimore's attack to record-setting heights, ultimately earning him 2019 NFL Assistant of Coach of the Year honors. (Following the 2018 season, the Ravens elevated Greg Roman to offensive coordinator.) Roman is a 21-year NFL coaching veteran who spent 2018 as the team's assistant HC/TEs coach. He joined John Harbaugh's staff in 2017 as a senior offensive assistant/TEs.

2019 ASSISTANT COACH OF THE YEAR



2019: A YEAR OF TEAM RECORDS

In 2019, Baltimore shattered single-season franchise records in total touchdowns (64), points (531), total net yards (6,521), rushing yards (3,296) and first downs (386).

TOTAL TDs		POINTS		NET YARDS		RUSHING YARDS					
Rk.	Year	TDs	Rk.	Year	Points	Rk.	Year	Yards	Rk.	Year	Yards
1.	2019	64	1.	2019	531	1.	2019	6,521	1.	2019	3,296
2.	2009	47	2.	2014	409	2.	2018	5,999	2.	2003	2,674
3.	2014	46	3.	2012	398	3.	2014	5,838	3.	2018	2,441

SINGLE-GAME RECORDS SET IN 2019

On 9/8/19 at Miami, the Ravens established team records for most points (59) and yards (643) in a game, beating the Dolphins 59-10.

MOST TOTAL NET YARDS / RAVENS SINGLE-GAME HISTORY

Rk.	Yards	Date/Opp.	Result
1.	643	9/8/19 at Mia.	W, 59-10
2.	553	9/25/11 at STL	W, 37-7
3.	548	12/13/09 vs. Det.	W, 48-3

MOST POINTS / RAVENS SINGLE-GAME HISTORY

Rk.	Points	Date/Opp.	Result
1.	59	9/8/19 at Mia.	W, 59-10
2.	55	11/11/12 vs. Oak.	W, 55-20
3.	49	11/10/19 at Cin.	W, 49-13

Two of Baltimore's Top 3 all-time scoring outputs occurred in 2019.

MAKING THE MOST OF IT

In 2019, Baltimore ranked first in the NFL in average time of possession, with a 34:37 mark. The Ravens also produced the NFL's most offensive drives resulting in touchdowns (58).

AVG. TIME OF POSS. / GAME

Rk.	Team	TOP
1.	Baltimore	34:37
2.	Philadelphia	32:56
3.	New Orleans	32:19

OFFENSIVE TD DRIVES

Rk.	Team	TD Drives
1.	Baltimore	58
2.	San Francisco	51
3.	Tennessee	50

RAVENS RUN GAME FAST FACTS

- Under John Harbaugh, when rushing for at least 125 yards, the Ravens have produced a 68-14 record. Baltimore is 45-9 when rushing for at least 150 yards and 23-2 when tallying at least 200 under "Harbs."
- Four of the Ravens' all-time Top 11 rushing outputs occurred in 2019: 285 at LAR (5th), 269 vs. Cin. (7th), 265 at Mia. (9th) & 263 vs. Hou. (11th).
- In 2019, Baltimore set a new NFL single-season rushing record (3,296 yards), topping the 1978 Patriots' mark of 3,165. The Ravens' 5.53 rushing average also set a new 16-game NFL single-season record.
- The 2019 Ravens (nine) became the first team since the 1978 Patriots (11) with at least nine games of 200-or-more rushing yards in a season.

2019 TOP OFFENSIVE RANKINGS

In 2019, Baltimore's offensive attack ranked No. 2 in yards per game and No. 1 in points per game.

2019 TOTAL OFFENSE

Rk.	Team	YPG
1.	Dallas	431.5
2.	Baltimore	407.6
3.	Tampa Bay	397.9
4.	San Francisco	381.1

2019 SCORING OFFENSE

Rk.	Team	PPG
1.	Baltimore	33.2
2.	San Francisco	29.9
3.	New Orleans	28.6
	Tampa Bay	28.6

BIG PLAY "O"

Baltimore's offense was explosive during the 2019 campaign, producing the NFL's most (142) big plays (any 10+ rush or 20+ pass completion).

TOTAL BIG PLAYS

Rk.	Team	Total Big Plays
1.	Baltimore	142 (98 rush, 44 pass)
2.	Dallas	128 (60 rush, 68 pass)
3.	San Francisco	126 (64 rush, 62 pass)

10+ YARD RUSHES

Rk.	Team	10+
1.	Baltimore	98
2.	San Francisco	64
3.	Tennessee	63

20+ YARD RUSHES

Rk.	Team	20+
1.	Baltimore	23
2.	Arizona	16
	San Francisco	16

MOST RUSHING YARDS 16-GAME NFL SINGLE-SEASON HISTORY


Rk.	Team (Year)	Yards	Avg.	Att.
1.	Baltimore (2019)	3,296	5.53	596
2.	New England (1978)	3,165	4.72	671
3.	Kansas City (1978)	2,986	4.50	663
4.	Chicago (1984)	2,974	4.41	674
5.	Atlanta (2006)	2,939	5.47	537

RAVENS DEFENSIVE NOTES

WINK IS THE D.C.

In his first year (2018) as Baltimore's D.C., Don "Wink" Martindale led the Ravens' unit to a No. 1-overall ranking, allowing an NFL-best 292.9 yards per game. Baltimore also permitted the league's second-fewest points per game (17.9), just behind Chicago's 17.7. For his coaching efforts, Martindale was recognized by *SI/MMQB* as the Assistant Coach of the Year and was the *AP* NFL runner-up (then-Bears' DC Vic Fangio) for the same award.

In 2019, Martindale led the Ravens' unit to strong rankings once again, finishing No. 3 in scoring defense (17.6 ppg) and No. 4 in total defense (300.6 ypg).



2019 "D" NUMBERS TO RAVE ABOUT

6 – Defensive TDs by the Ravens in 2019, tying for the second most in franchise single-season history: 2004 - 7, 2019 - 6, 2006 - 6, 2008 - 6 & 2015 - 5.

18 – Total TDs the Ravens allowed in their last 12 games, which were all wins. The 18 TDs were the NFL's fewest allowed since Week 5, when Baltimore's 12-game win streak began.

40.0 – Defensive red zone TD% permitted by the Ravens during their 12-game winning streak, ranking as the NFL's second-best mark since Week 5. (Denver, 30.3%.)

77.5 – Defensive passer rating for Baltimore in 2019, which stood as the NFL's second-best mark (NE, 62.8).

111 – QB hits by the Ravens' defense in 2019, ranking as the NFL's third most. Of these, OLB Matthew Judon had 33, which ranked fourth in the NFL.

268.9 – Average yards allowed by Baltimore in its last 12 games (all victories), ranking as the NFL's fewest since Week 5.

BALTIMORE: THE SHUTOUT CITY

Since 2017, 23 shutouts have been pitched by defenses throughout the NFL. Of those, a league-high 4 have come courtesy of the Ravens.

MOST SHUTOUTS (Since 1996 / Ravens' Inception)		MOST SHUTOUTS (Since 2017)	
Rk.	Team	Rk.	Team
1.	Baltimore Ravens	1.	Baltimore Ravens
2.	New England Patriots	2.	Den. / Jax.
	San Francisco 49ers		LAR / NE
	14		4
	12		2
	12		2

RAVENS ALL-TIME "D" COORDINATORS

Don Martindale joined a long line of great Ravens defensive coordinators, four of whom have gone on to become NFL head coaches: Marvin Lewis (1996-2001), Mike Nolan (2002-04), Rex Ryan (2005-08) and Chuck Pagano (2011).

Don Martindale (2018-19)	Rex Ryan (2005-08)
Dean Pees (2012-17)*	Mike Nolan (2002-04)
Chuck Pagano (2011)	Marvin Lewis (1996-2001)*
Greg Mattison (2009-10)	* Super Bowl-winning DC

2019 RANKINGS

2019 TOTAL DEFENSE

Rk.	Team	YPG
1.	New England	275.9
2.	San Francisco	281.3
3.	Buffalo.	298.3
4.	Baltimore	300.6

2019 SCORING DEFENSE

Rk.	Team	PPG
1.	New England	14.1
2.	Buffalo.	16.2
3.	Baltimore	17.6
4.	Chicago.	18.6

MOST D-TDs / SINCE 2018

Rk.	Team	D-TDs
1.	Baltimore	9
2.	LA Rams	8
	New York Jets	8
4.	Four Teams	7

In 2019, Baltimore tied (TB) for the NFL lead with 6 defensive touchdowns (3 INTs & 3 FRs). Since Don "Wink" Martindale was named defensive coordinator in 2018, Baltimore has produced an NFL-best 9 defensive touchdowns.

RAVENS "D" UNDER HARBAUGH

Don Martindale leads a defensive unit that, during the John Harbaugh Era (2008-19), has been superb.

POINTS PER GAME ALLOWED

1.	Baltimore	18.9
2.	New England	19.0
3.	Pittsburgh	19.1

TOUCHDOWNS ALLOWED

1.	Baltimore	384
2.	Pittsburgh	398
3.	New England.	414

TOTAL NET YARDS ALLOWED

1.	Pittsburgh	308.5
2.	Baltimore	314.2
3.	NY Jets.	324.0

OPPONENT PASSER RATING

1.	Baltimore.	79.2
2.	Buffalo	80.7
3.	Pittsburgh	82.4

RUSHING YARDS ALLOWED

1.	Pittsburgh	95.2
2.	Baltimore.	96.5
3.	NY Jets.	102.0

THIRD-DOWN DEFENSE

1.	Baltimore.	36.1
2.	Denver.	36.4
3.	NY Jets.	36.8

SACK CITY, USA

In 2018's Week 6 win at the Titans, Baltimore racked up a franchise-best 11 sacks, tying for the second most by a team in league history. They also stand as the most in an NFL game since 2012 (SD, 11).

MOST SINGLE-GAME SACKS RAVENS HISTORY

10/14/18 at Ten.	11
11/24/11 vs. SF.	9
11/26/06 vs. Pit.	9
11/16/97 vs. Phi.	9

2019 Big-Play "D" Scores Big: Baltimore became the first team since 1970 to record a defensive TD of at least 65 yards in three-consecutive games: Marcus Peters 89 INT at Cin. (11/10), Marlon Humphrey 70 FR vs. NE (11/3) & Marcus Peters 67 INT at Sea. (10/20).

RAVENS SPECIAL TEAMS NOTES

A RICH HISTORY OF SPECIAL TEAMS

Following the retirement of longtime ST coordinator Jerry Rosburg, Chris Horton took over as the Ravens' special teams coach in 2019. Horton, who served as Rosburg's assistant for three seasons (2016-18), now leads the standout ST battery.

SIX PRO BOWLERS

• Six Ravens have earned 10 combined Pro Bowl honors during the John Harbaugh Era (since 2008): ST Brendon Ayanbadejo (2008), K Billy Cundiff (2010), RS Jacoby Jones (2012), K Justin Tucker (2013, 2016 & 2019), LS Morgan Cox (2015, 2016 & 2019) and P Sam Koch (2015).

PRIME KICKER & PUNTER

• Three-time Pro Bowl K Justin Tucker, who the Ravens signed as a rookie free agent, owns the NFL's most FGs (265) since entering the NFL in 2012. With a 90.8% career success mark, "Tuck" is the most accurate kicker in league history (265-of-292 on FGAs). Earning his first Pro Bowl nod in 2015, P Sam Koch's 46.7 gross average ranked No. 9 in the NFL that season, while his 42.9 net average was No. 2. In 2017, Koch led the NFL in both punts inside the 10 (16) and the 20 (a franchise-record 40).

2018: ANOTHER RAVENS RETURN MAN SCORES BIG

• In 2018's Week 12 win vs. Oakland, Baltimore CB/RS Cyrus Jones posted a 70-yard punt return TD, marking the Ravens' first PR-TD since 10/15/17, when Michael Campanaro had a 77-yarder vs. Chicago. Dating back to 2011, six different Ravens have returned punts for touchdowns: Campanaro, Kaelin Clay, Tandon Doss, C. Jones, Jacoby Jones and Lardarius Webb.

RAVENS' BIG RETURNS IN JONES' MAGICAL SEASON

• Led by Pro Bowl RS Jacoby Jones in the 2012 Super Bowl season, Baltimore ranked first in the NFL in KOR average (27.3). Jones, who became the first player ever to record dual KORs of at least 105 yards in a career, tied for a league-leading 3 kick return TDs (2 KORs & 1 PR). He also tied an NFL record for longest KOR in a Super Bowl with his 108-yard KOR-TD. (In 2014's game at Pit., he added another 108-yarder to his resume, marking 4 total KOR-TDs over 100 yards in his career.)

BALTIMORE BLOCK PARTY

Since 2014, the Ravens own the NFL's third-most (tied) blocked kicks (15), including an NFL-high 4 (tied) in 2016.

BLOCKED KICKS / SINCE 2014

Rk.	Team	Blocks
1.	New England	18
2.	Philadelphia	17
3.	Baltimore	15
	Miami	15

MOST BLOCKED KICKS (2016 Season)

Rk.	Team	Blocks
1.	Baltimore	4
	Miami	4
3.	Five Teams	3

RAVENS' 15 BLOCKS: BREAKDOWN (SINCE 2014)

Total Blocks ... 15	1st Qtr. 4	When Losing ... 8
FG Blocks 9	2nd Qtr. 2	When Winning ... 5
PAT Blocks 3	3rd Qtr. 3	When Tied ... 2
Punt Blocks 3	4th Qtr. 6	Record 11-4



265

Tucker FGs Made
NFL's Most Since '12



1,093

Tucker Points Scored
NFL's Most Since 2012



90.8

Tucker Career FG %
Best in NFL History



5

Ravens KOR-TDs
NFL's 2nd Most Since '11
(tied with KC)



6

Ravens PR-TDs
NFL's 2nd Most Since '11
(tied with Chi. & Det.)



11

Ravens Total Ret. TDs
NFL's 3rd Most Since '11

SEVEN STRAIGHT IN TOP 6

From 2012-18, in the annual special teams report from senior NFL writer Rick Gosselin, Baltimore ranked in the NFL's Top 6 for seven-straight seasons. (Gosselin's report is recognized by NFL teams as a special teams measuring stick.)

RAVENS SPECIAL TEAMS RANKINGS IN RICK GOSSELIN'S ANNUAL REPORT (2012-18 Seasons)

Season	Ranking
2018	.6th
2017	.4th
2016	.5th
2015	.1st
2014	.5th
2013	.5th
2012	.2nd

No other NFL team was in the Top 6 (or even the Top 10) in each season from 2012-18.

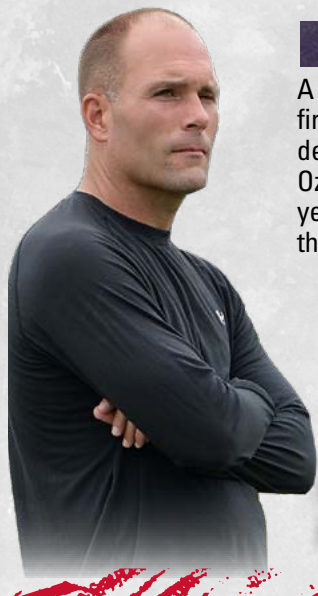
TOP KOR AVERAGE

Since 2008, when John Harbaugh became the Ravens' head coach, Baltimore owns the NFL's No. 1 KOR average (24.8).

NFL KICKOFF RETURN AVERAGE (Since 2008 / Harbaugh's Baltimore Tenure)

Rk.	Team	KOR	Yards	Avg.	Long	TDs
1.	Baltimore Ravens	503	12,463	24.8	108t	7
2.	Minnesota Vikings	537	13,142	24.5	109t	10
3.	New York Jets	580	13,813	23.8	107t	7

RAVENS PERSONNEL NOTES



**24TH
RAVENS
SEASON**

EVP & GM ERIC DECOSTA

A pillar of the organization's foundation, Eric DeCosta has been with the franchise since Day One, first beginning as an intern during the inaugural 1996 season and then ascending to the personnel department's chief decision-maker in 2019. Prior to being named EVP/GM – succeeding the legendary Ozzie Newsome – DeCosta, 48, received GM interview offers annually from multiple teams in recent years. However, he never seriously considered leaving Baltimore. Simply put, Eric's respect for – and thorough understanding of – the Ravens' culture aligned perfectly with his pursuit of a dream job.

2019 RAVENS PRO BOWLERS

X TE Mark Andrews1st	X CB Marcus Peters* ..3rd
X T Orlando Brown Jr. ..1st	X FB Patrick Ricard1st
X LS Morgan Cox.....3rd	X T Ronnie Stanley*1st
X CB Marlon Humphrey* ..1st	X S Earl Thomas III7th
X RB Mark Ingram II.....3rd	X K Justin Tucker*3rd
X QB Lamar Jackson* ...1st	X G Marshal Yanda^8th
X OLB Matthew Judon..1st	

* 1st-Team All-Pro ^ 2nd-Team All-Pro

TEAMS W/ MOST SINGLE-SEASON PRO BOWLERS

1. 2019 Ravens* . . . 13
- 2007 Cowboys . . . 13
3. 1973 Dolphins . . . 12

* Ravens had 12 selections on the initial roster (before alternates were added), tying the 1973 Dolphins for most-ever selections on an initial roster.

FIRST-ROUND FINDS

The Ravens have tabbed 24 players in the first round. These picks have earned 64 combined Pro Bowls, multiple POTY Awards, an NFL MVP honor, two Super Bowl MVPs and three HOF selections.

RAVENS ALL-TIME FIRST-ROUND DRAFT PICKS

Year	Name	Pick	Pro Bowls
1996	T Jonathan Ogden* –	4	11
1996	LB Ray Lewis* ++ ~ –	26	13
1997	LB Peter Boulware*	4	4
1998	CB Duane Starks*	10	
1999	CB Chris McAlister*	10	3
2000	RB Jamal Lewis* =	5	1
2000	WR Travis Taylor	10	
2001	TE Todd Heap*	31	2
2002	S Ed Reed* + –	24	9
2003	OLB Terrell Suggs* +	10	7
2003	QB Kyle Boller	19	
2005	WR Mark Clayton*	22	
2006	DT Haloti Ngata*	12	5
2007	G Ben Grubbs*	29	2
2008	QB Joe Flacco^ ~	18	
2009	T Michael Oher*	23	
2011	CB Jimmy Smith	27	
2013	S Matt Elam	32	
2014	LB C.J. Mosley*	17	4
2015	WR Breshad Perriman	26	
2016	T Ronnie Stanley	6	1
2017	CB Marlon Humphrey	16	1
2018	TE Hayden Hurst	25	
2018	QB Lamar Jackson%	32	1
2019	WR Marquise Brown	25	

% NFL MVP ~ Super Bowl MVP + Defensive Player of the Year
= Offensive Player of the Year – Pro Football Hall of Fame
* All-Rookie Team ^ NFL Rookie of the Year (Fan Vote)

HOMEGROWN PRO BOWLERS

Year Drafted (Rd.)	Name	Pro Bowls
1996 (1st)	LB Ray Lewis	13
1996 (1st)	T Jonathan Ogden	11
2002 (1st)	S Ed Reed	9
2007 (3rd)	G Marshal Yanda	8
2003 (1st)	OLB Terrell Suggs	7
2006 (1st)	DT Haloti Ngata	5
1997 (1st)	OLB Peter Boulware	4
2014 (1st)	LB C.J. Mosley	4
2015 (RFA)	LS Morgan Cox #	3
1999 (1st)	CB Chris McAlister	3
2008 (2nd)	RB Ray Rice	3
2012 (RFA)	K Justin Tucker #	3
2001 (1st)	TE Todd Heap	2
1996 (5th)	WR/RS Jermaine Lewis	2
2007 (4th)	FB Le'Ron McClain	2
2000 (6th)	OLB Adalius Thomas	2
2018 (3rd)	TE Mark Andrews	1
2018 (3rd)	T Orlando Brown Jr.	1
2007 (1st)	G Ben Grubbs	1
2017 (1st)	CB Marlon Humphrey	1
2018 (1st)	QB Lamar Jackson	1
2016 (5th)	OLB Matthew Judon	1
2013 (4th)	FB Kyle Juszczyk	1
2006 (6th)	P Sam Koch	1
2000 (1st)	RB Jamal Lewis	1
2017 (RFA)	FB Patrick Ricard #	1
2002 (RFA)	LB Bart Scott #	1
2016 (1st)	T Ronnie Stanley	1
2013 (3rd)	DT Brandon Williams	1

Undrafted rookie free agent **Bold indicates 2019 Pro Bowler**

29

Homegrown Ravens
Pro Bowlers

25

Drafted Ravens
To Earn Pro Bowl
Honors

4

Undrafted Rookies
To Earn Pro Bowl
Honors

Baltimore has drafted three players (Ogden, Lewis & Reed) who were selected to the Pro Football Hall of Fame. For Ogden & Lewis, it was the first time ever two players were drafted in the same round (1st in 1996) by a team and reached the HOF in their initial year of eligibility.

RAVENS PERSONNEL NOTES

RAVENS DRAFT SUCCESS ACROSS THE BOARD

- 1ST** → Jonathan Ogden ('96), Ray Lewis ('96), Peter Boulware ('97), Chris McAlister ('99), Jamal Lewis ('00), Todd Heap ('01), Ed Reed ('02), Terrell Suggs ('03), Haloti Ngata ('06), Joe Flacco ('08), Jimmy Smith ('11), C.J. Mosley ('14), Ronnie Stanley ('16), Marlon Humphrey ('17), Lamar Jackson ('18)
- 2ND** → Jamie Sharper ('97), Ray Rice ('08), Torrey Smith ('11), Courtney Upshaw ('12), Kelechi Osemele ('12), Timmy Jernigan ('14)
- 3RD** → Casey Rabach ('01), Marshal Yanda ('07), Lardarius Webb ('09), Brandon Williams ('13), Orlando Brown Jr. ('18), Mark Andrews ('18)
- 4TH** → Edwin Mulitalo ('99), Jarret Johnson ('03), Le'Ron McClain ('07), Dennis Pitta ('10), Kyle Juszczyk ('13), Za'Darius Smith ('15), Tavon Young ('16)
- 5TH** → Jermaine Lewis ('96), Dawan Landry ('06), Arthur Jones ('10), Pernell McPhee ('11), Rick Wagner ('13), Matthew Judon ('16)
- 6TH** → Adalius Thomas ('00), Chester Taylor ('02), Sam Koch ('06), Haruki Nakamura ('08), Tyrod Taylor ('11), Chuck Clark ('17), Bradley Bozeman ('18)
- 7TH** → DeAngelo Tyson ('12), Michael Campanaro ('14), Zach Sieler ('18)
- RFA** → Mike Flynn ('97), Priest Holmes ('97), Will Demps ('02), Bart Scott ('02), Ma'ake Kemoeatu ('02), Jameel McClain ('08), Dannell Ellerbe ('09), Morgan Cox ('10), Justin Tucker ('12), James Hurst ('14), Zach Orr ('14), Patrick Onwuasor ('16), Michael Pierce ('16), Matt Skura ('16), Patrick Ricard ('17), Gus Edwards ('18)

RAVENS 20/20 CLUB

The Ravens' "20/20 Club" includes members of the personnel staff who started with as young assistants and grew into evaluators with more input. The term "20/20" refers to hiring 20-year-olds for \$20,000. But according to Ozzie Newsome: "The guys actually started when they were a little older than 20 and for more than \$20,000, but that's what we call them."

RAVENS "20/20 CLUB" GRADUATES (Current Scouts)

Name	Joined Ravens	Current Title
George Kokinis	1991 (w/ Browns)	Dir. of Player Personnel
Eric DeCosta	1996	EVP & General Manager
Joe Hortiz	1998	Dir. of Player Personnel
Mark Azevedo	2005	Player Personnel Coor.
David Blackburn	2007	West Area Scout
Andrew Raphael	2013	Southeast Area Scout
Brandon Berning	2015	Midwest/SW Area Scout
Joey Cleary	2015	Northeast Area Scout
Patrick Williams	2016	College Scout
Corey Frazier	2017	Pro Scout

UNDRAFTED ROOKIE STREAK

Undrafted rookies LB Otaru Alaka and C Patrick Mekari made the Ravens' 2019 Week 1 roster, marking the 16th-straight season a RFA has made Baltimore's team. That stretch ties for the NFL's second-longest active streak.

CONSECUTIVE SEASONS W/ ROOKIE FA ON WEEK 1 ROSTER (Current NFL Streaks)

Rk.	Team	Seasons
1.	Indianapolis Colts	21
2.	Baltimore Ravens	16
	New England	16

SUPER BOWLS SINCE 2000

MOST SUPER BOWL CHAMPIONSHIPS (Since 2000 Season)




Titles	Team	Seasons
6	New England Patriots	'01, '03-04, '14, '16, '18
2	Baltimore Ravens	2000, '12
2	New York Giants	2007, '11
2	Pittsburgh Steelers	2005, '08

THE WIZARDRY OF OZ

Ozzie Newsome's legacy is unlike any the game has seen. Known throughout all of sports as a premier leader, Newsome is a Hall of Fame player, the architect of Baltimore's 2000 and 2012 Super Bowl championship teams and an elite evaluator who became the NFL's first African American GM. In 2019, his longtime top lieutenant, Eric DeCosta, took over as the Ravens' EVP & GM. However, Newsome maintains a significant role within the organization as its executive VP.

OZZIE NEWSOME CAREER SNAPSHOT

- NFL's first African American General Manager (promoted in 2002)
- Architect of Ravens 2000 & 2012 Super Bowl Championship Teams
- NFL Executive of the Year (2000)
- Pro Football Hall of Fame (class of 1999)
- State of Alabama Hall of Fame (class of 1995)
- National Football Foundation College Hall of Fame and NCAA Hall of Fame (class of 1994)
- 13-Year NFL Tight End with Cleveland Browns (1978-90)
- Three-Time Pro Bowler (1981, 1984-85)
- Four-Time Cleveland Touchdown Club Offensive Player of the Year
- Member of Three Major NFL Policy-Making Groups: Competition Committee, Diversity Committee & Player Care Foundation Board



IRONMEN / TURNOVERS NOTES

CARR IS THE IRON HORSE

CB Brandon Carr's 192-consecutive starts rank as the NFL's longest active streak among defensive players. They stand second overall among all NFL players.

NFL CONSECUTIVE GAMES STARTED / CURRENT STREAKS

Rk.	Player	Games
1.	QB Philip Rivers (LAC)	224
2.	CB Brandon Carr (Bal.)	192
3.	DE Cameron Jordan (NO)	129
4.	T Mitchell Schwartz (KC)	128
	QB Russell Wilson (Sea.)	128
6.	S Malcolm Jenkins (Phi.)	103

RAVENS IRONMEN

RAVENS CONSECUTIVE GAMES PLAYED / ACTIVE STREAKS

Rk.	Player	Games
1.	Sam Koch	224
2.	Justin Tucker	128
3.	Anthony Levine Sr.	112

RAVENS CONSECUTIVE GAMES PLAYED / ALL-TIME STREAKS

Rk.	Player	Games	Years
1.	Sam Koch	224	2006-present
2.	Jarret Johnson	129	2003-11
3.	Justin Tucker	128	2012-present
4.	Joe Flacco	122	2008-2015
5.	Anthony Levine Sr.	112	2013-present
6.	Peter Boulware	111	1997-2003

RAVENS ALL-TIME GAMES PLAYED

Rk.	Player	Games	Years
1.	Terrell Suggs	229	2003-18
2.	Ray Lewis	228	1996-2012
3.	Sam Koch	224	2006-present
4.	Matt Stover	207	1996-2008
5.	Jonathan Ogden	177	1996-2007
	Marshal Yanda	177	2007-present
7.	Joe Flacco	163	2008-18
8.	Ed Reed	160	2002-12
9.	Morgan Cox	150	2010-present
10.	Jarret Johnson	143	2003-11
11.	Chris McAlister	135	1999-2008
	Haloti Ngata	135	2006-14
13.	Kelly Gregg	134	2001-10
14.	Mike Flynn	133	1998-2007
	Todd Heap	133	2001-10

TWO DURABLE RAVENS

Among active NFL players, P Sam Koch (224) & CB Brandon Carr (192) each rank first at their respective positions for current streaks of most consecutive games played.

CONSECUTIVE GAMES PLAYED / CURRENT NFL STREAKS

PUNTERS

1.	Sam Koch (Bal.)	224
2.	Brett Kern (Ten.)	192
3.	Dustin Colquitt (KC)	184

CORNERBACKS

1.	Brandon Carr (Bal.)	192
2.	Casey Hayward (LAC)	96
3.	T.J. Carrie (Cle.)	72

TURNOVER MARGIN SINCE 2008

Since John Harbaugh's 2008 Baltimore arrival, the Ravens have produced the NFL's fifth-best turnover differential (+53).

NFL's TOP TURNOVER DIFFERENTIALS

(Since 2008 / John Harbaugh Era)

Rk.	Team	Takeaways	Giveaways	Turnover Diff.
1.	New England	343	189	+154
2.	Green Bay	319	214	+105
3.	Seattle	315	245	+70
4.	Kansas City	307	241	+66
5.	Baltimore	308	255	+53
6.	Atlanta	286	255	+31

Note: The Ravens (+10) were sixth in the NFL in 2019.

TURNOVER MARGIN AT HOME

Baltimore owns a +56 differential at home during the John Harbaugh Era, ranking as the league's third-best mark.

NFL's TOP TURNOVER DIFFERENTIALS / AT HOME

(Since 2008 / John Harbaugh Era)

Rk.	Team	Takeaways	Giveaways	Turnover Diff.
1.	Green Bay	181	95	+86
2.	New England	176	94	+82
3.	Baltimore	168	112	+56
4.	Seattle	169	116	+53

TURNOVER TABLE SINCE 2000

Year	TA/TO	Plus/Minus	Record
2019	25/15	+10	14-2
2018	17/20	-3	10-6
2017	34/17	+17	9-7
2016	28/23	+5	8-8
2015	14/28	-14	5-11
2014	22/20	+2	10-6
2013	24/29	-5	8-8
2012	25/16	+9	10-6
2011	26/24	+2	12-4
2010	27/20	+7	12-4
2009	32/22	+10	9-7
2008	34/21	+13	11-5
2007	23/40	-17	5-11
2006	40/23	+17	13-3
2005	26/36	-10	6-10
2004	34/23	+11	9-7
2003	41/38	+3	10-6
2002	31/32	-1	7-9
2001	28/36	-8	10-6
2000	49/26	+23	12-4
Total	580/509	+71	190-130

THE RAVENS ARE...

Since 2000, here are the Ravens' records in a game:

When turnover ratio is +2 or better	84-5
When turnover ratio is +1 or better	119-17
When turnover ratio is even	38-25
When turnover ratio is negative	32-86

THAT M&T MAGIC

HOME UNDER HARBS

Under John Harbaugh (since 2008) the Ravens own the NFL's second-best (tied, GB) home winning percentage (.750), going 72-24 at M&T Bank Stadium.

NFL'S BEST REGULAR SEASON HOME RECORDS (John Harbaugh Era / Since 2008)

Rk.	Team	Record	Pct.
1.	New England Patriots	82-14	.863
2.	Baltimore Ravens	72-24	.750
	Green Bay Packers	71-23-2	.750
4.	Pittsburgh Steelers	68-28	.708
5.	New Orleans Saints	67-29	.698

RAVENS DEFEND THE BANK

The Ravens have been outstanding at home since they arrived in Baltimore. Below are their respective home records and corresponding NFL rankings during several periods.

RAVENS HOME RECORDS / NFL RANKINGS

Time Period (Milestone)	Record	NFL Rank
Since 2010 (Past Nine-Plus Seasons)	60-20	3
Since 2008 (John Harbaugh's Arrival)	72-24	2t
Since 2000 (First Super Bowl Season)	118-42	2
Since 1998 (M&T Bank Stadium Opened)	126-50	3
Since 1996 (Team's Inception)	133-58-1	4

HOME "D" UNDER HARBS (SINCE 2008)

16.8	74.5	300.2
POINTS ALLOWED PER GAME (NFL'S BEST)	OPPONENT PASSER RATING (NFL'S BEST)	YARDS ALLOWED PER GAME (NFL'S BEST)

Dating back to 2008, the Ravens have outscored opponents 2,444 to 1,614 at home. In their 72 wins during this span, the margin of victory has been 14.2 points per game.

The Ravens own a +830 point differential at home under John Harbaugh, ranking No. 2 in the NFL (NE is +1,191).

Baltimore is 34-0 under Harbaugh when allowing 12 points or fewer at home.

HOME "D" DOMINANCE DATES WAY BACK

The Ravens' "D" has been stout at home for many seasons. Since 2003, Baltimore ranks at the top in several key categories:

BEST NFL DEFENSES AT HOME / SINCE 2003

POINTS PER GAME (Fewest Allowed)

1. Baltimore.....	16.6
2. New England.....	16.9
3. Pittsburgh.....	18.2

TOTAL DEFENSE (Fewest Yards Allowed)

1. Baltimore.....	294.4
2. Pittsburgh.....	298.1
3. NY Jets.....	312.9

INTERCEPTIONS

1. New England.....	163
2. Baltimore.....	162
3. Green Bay.....	160

SACKS

1. Minnesota.....	389
2. Pittsburgh.....	371
3. Baltimore.....	356

HOME FAST FACTS

- The Ravens are 21-8 at home in the month of December under John Harbaugh and 41-16 in such games during their history.
- Under Harbaugh, the Ravens are 22-4 in November home games, producing the NFL's best such record. The Ravens have won 20 of their past 23 home games during the month.
- Under Harbaugh, the Ravens are 18-3 in September home games. The Ravens have won 21 of their past 24 home games in the month of September (dating back to 2006).
- Under Harbaugh (since 2008), Baltimore has gone 19-5 against NFC teams at M&T Bank Stadium, producing the best home record by an AFC squad vs. the "other" conference.
- Baltimore has won 22 of its last 27 home games vs. NFC teams.
- In their history, the Ravens have hosted 19 games when the temperature was below 40 degrees. Baltimore is 16-3 in such games.
- Baltimore is 8-1 at home in November against AFC North foes under Harbaugh. Overall under Harbaugh, the Ravens are 23-10 in home games played against AFC North foes.
- Baltimore has won 20 of its last 28 home games vs. AFC North foes.
- The Ravens are 14-3 at home all time against teams from the West Coast (Oak. - 6-1, SD - 3-1, SF - 3-0 and Sea. - 2-1).

BEST HOME DEFENSE

Baltimore has permitted an NFL-best 16.8 ppg at home during the John Harbaugh Era. Under "Harbs," the Ravens are 32-0 at home when allowing 10 points or fewer. In 20 of those games, the Ravens gave up no more than 7 points.

FEWEST POINTS/GAME ALLOWED AT HOME

(Since 2008 / John Harbaugh Era)

Rk.	Team	PPG
1.	Baltimore	16.8
2.	New England.....	18.0
3.	Pittsburgh.....	18.6



ALL-TIME RESULTS / TRENDS

RAVENS REGULAR SEASON RECORDS

	Overall Record	Home	Away
Overall.....	214-169-1	133-58-1	81-111
In M&T Bank Stadium (since 1998).....	126-50	126-50	n/a
Coached by Ted Marchibroda.....	16-31-1	11-12-1	5-19
Coached by Brian Billick.....	80-64	50-22	30-42
Coached by John Harbaugh.....	118-74	72-24	46-50
vs. AFC Teams.....	165-131	103-51	62-80
vs. AFC North.....	63-45	37-17	26-28
vs. AFC Central (1996-2001).....	26-28	13-14	13-14
vs. AFC East.....	27-21	19-5	8-16
vs. AFC South.....	19-17	13-5	6-12
vs. AFC West.....	26-20	17-7	9-13
vs. NFC Teams.....	54-39-1	35-10-1	19-29
vs. NFC North.....	8-8	6-2	2-6
vs. NFC Central (1996-2001).....	3-5	3-1	0-4
vs. NFC East.....	13-9-1	8-2-1	5-7
vs. NFC South.....	12-8	6-4	6-4
vs. NFC West.....	18-9	12-1	6-8
On Monday Night Football.....	13-11	5-2	8-9
On Thursday Night Football.....	8-5	7-1	1-4
On Saturday.....	4-1	2-0	2-1
On Sunday Night Football.....	15-13	9-3	6-10
In Overtime.....	13-13-1	7-4-1	6-9
Ravens Shutout Wins.....	14-0	6-0	8-0
In Season Openers.....	13-11	8-4	5-7
Indoors.....	6-15	n/a	6-15

Note: Baltimore has played in Houston's Reliant/NRG Stadium five times (3-2), Indy's Lucas Oil Stadium twice (0-2), Dallas' Texas Stadium once (1-0) and Atlanta's Mercedes-Benz Stadium once (1-0). Three of those games at Reliant Stadium (12/13/10, 10/21/12 & 12/21/14) came when the roof was closed, meaning those games were "indoors," while the other games listed are considered "outdoors" due to open roofs.

In August.....	0-1	0-1	0-0
In September.....	50-32	32-8	18-24
In October.....	39-52	20-20	19-32
In November.....	61-39-1	37-13-1	24-26
In December.....	59-41	41-16	18-25
In January.....	5-4	3-0	2-4

RAVENS REGULAR SEASON RESULTS WHEN...

Team	Since 2000	Since 2008	2019	Offense	Since 2000	Since 2008	2019
Record.....	190-130	118-74	14-2	Scoring 20 or more points.....	152-49	101-34	14-2
vs. AFC North (since 2002).....	63-45	45-27	5-1	Scoring 30 or more points.....	65-7	45-5	8-0
vs. AFC.....	143-98	89-55	10-2	Having 20 or more first downs.....	93-52	71-33	11-2
vs. NFC.....	47-32	29-19	4-0	Totaling 350 or more net yards.....	92-43	67-28	9-2
Home.....	118-42	73-24	7-1	At least 35 minutes time of poss.....	56-7	36-5	8-0
Away.....	72-88	46-50	7-1	Rushing for 150 or more yards.....	70-17	45-9	11-2
On grass.....	96-72	58-36	11-2	When not throwing an INT.....	108-24	70-17	10-1
Artificial turf.....	94-58	60-38	3-0	With a 100-yard rusher.....	65-22	37-9	9-1
Outdoors.....	185-118	112-66	14-2	Without a 100-yard rusher.....	125-108	81-65	5-1
Indoors.....	5-12	4-7	0-0	With a 100-yard receiver.....	40-23	27-16	2-0
September.....	42-25	27-14	2-2	Without a 100-yard receiver.....	150-107	92-58	12-2
October.....	36-41	20-25	3-0	With a 300-yard passer.....	23-19	20-14	1-0
November.....	56-27	36-13	4-0	Without a 300-yard passer.....	167-111	98-60	13-2
December.....	51-34	32-20	5-0	Defense	Since 2000	Since 2008	2019
January.....	5-3	3-2	0-0	When scoring a defensive TD.....	49-7	27-5	4-0
Leading at halftime.....	152-24	97-18	13-0	When returning an INT for a TD.....	35-3	17-2	2-0
Trailing at halftime.....	27-93	14-51	0-2	When returning a fumble for a TD.....	16-4	12-3	4-0
Tied at halftime.....	11-13	7-5	1-0	Recording 3 or more sacks.....	100-39	54-25	4-0
Tied after 3 quarters.....	5-7	3-3	1-0	Holding opp. under 250 net yards.....	60-6	44-6	6-0
Leading After 3 quarters.....	162-18	104-16	12-0	Holding opp. under 21 points.....	153-36	97-15	12-0
Trailing after 3 quarters.....	24-104	11-58	1-2	Holding opp. under 15 points.....	115-16	67-7	5-0
Decided by 7 points or fewer.....	77-72	46-48	5-1	Allowing a 100-yard rusher.....	19-29	12-18	2-1
Decided by 3 points or fewer.....	43-40	27-26	2-0	Not allowing a 100-yard rusher.....	170-102	106-56	12-1
When scoring first.....	133-40	87-25	11-1	Allowing a 100-yard receiver.....	38-41	21-25	1-1
When not scoring first.....	58-90	31-49	3-1	Not allowing a 100-yard receiver.....	153-88	97-49	13-1
Positive or even turnover ratio.....	158-43	94-31	13-1	Allowing a 300-yard passer.....	24-29	16-21	1-2
Negative turnover ratio.....	32-87	24-43	1-1	Not allowing a 300-yard passer.....	165-101	102-53	13-0
Winning penalty ratio.....	83-54	52-28	4-1				
Losing penalty ratio.....	91-66	54-38	6-1				
Overtime.....	10-11	7-8	1-0				
When returning a KOR for a TD.....	5-3	5-2	0-0				
When returning a PR for a TD.....	9-3	5-1	0-0				

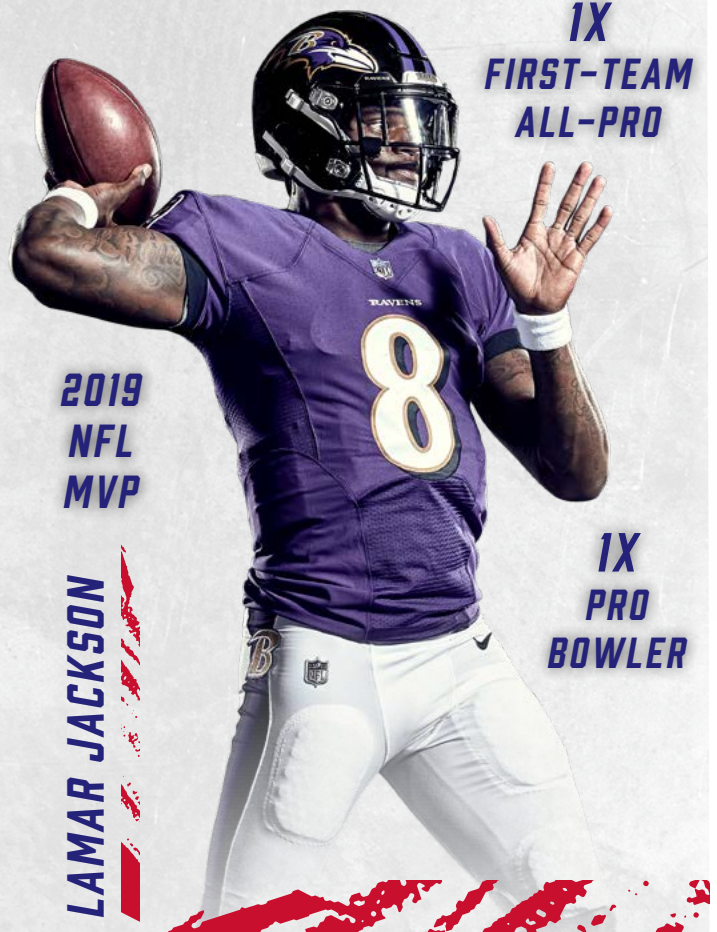
LAMAR JACKSON NOTES

UNANIMOUS NFL MVP

- X Baltimore is 19-3 with Jackson as its starter (13-2 in 2019). Since his first NFL start (Week 11 of 2018), Jackson's 19 regular season wins rank as the most among all NFL starting QBs.
- X Jackson is the only QB in NFL history to produce at least 3,000 passing yards and 1,000 rushing yards in a single season. (He had 3,127 passing & 1,206 rushing yards in 2019.)
- X Jackson (36/7) is the third QB in NFL history to produce at least 35 passing TDs & 7 rushing TDs in a season. Steve Young (35/7 in 1994) & Cam Newton (35/10 in 2015) also accomplished this feat and won the NFL's MVP honor.
- X Jackson was responsible for an NFL-best 43 total TDs (36 passing & 7 rushing) in 2019. His 36 TD passes led the NFL and are the most in franchise single-season history.
- X In his last eight games (he sat out Week 17), Jackson threw 25 TDs and 1 INT, completing 69.4% of his passes for 1,477 yards and a 130.3 rating. He also had 630 rushing yards and 4 rushing TDs.
- X Jackson rushed for 1,206 yards in 2019, marking the most by a quarterback in NFL single-season history. (The 1,206 ranked sixth overall in the NFL in 2019.)
- X In Week 15 vs. NYJ, Jackson produced his third game of 2019 (at Mia. & at LAR) with 5 passing TDs, becoming the sixth QB in NFL history with at least three 5-TD passing games in a season.
- X Jackson threw at least 4 TDs in an NFL-best four games in 2019. He also threw at least 3 TDs in an NFL-best eight games.
- X In Week 15 vs. NYJ, Jackson rushed for at least 85 yards while throwing for 5 TDs for the second time in his career. (He also did this on 11/25/19 at LAR.) Cam Newton is the only other player in NFL history to accomplish the 85 rushing yards/5 passing TDs feat in a game, doing so in 2015.
- X Jackson posted two perfect passer ratings in 2019 (at Cin. & Mia.), making him one of two QBs in NFL history (Ben Roethlisberger, 2007) to attain the 158.3 mark twice in a season.
- X In Weeks 11 (vs. Hou) and 12 (at LAR), Jackson became the first NFL player ever to throw at least 4 passing TDs and have at least 50 yards rushing in back-to-back games.
- X Jackson owns the NFL single-season record for most 100-yard rushing games (5 in 2019) by a quarterback.
- X Jackson registered at least 60 rushing yards in nine-straight games (4-12) in 2019, ranking as the most consecutive 60+ rushing outputs by a QB in NFL single-season history.
- X In Week 6's victory over Cincinnati, Jackson became the first player ever to pass for 200 yards (236) and rush for 150 yards (152) in a regular season game. (Colin Kaepernick also accomplished this feat in a 2013 playoff game.)
- X In Week 2's win over Arizona, Jackson became the only player in NFL history to throw for at least 250 yards and rush for at least 120 yards in a regular season game.
- X In the Divisional Playoff vs. Tennessee, Jackson became the first player in NFL history with at least 350 passing yards and 100 rushing yards in a game. (This includes both regular season and playoff games.) He finished with 365 passing yards and 143 rushing yards on the night.

JACKSON'S 2019 NFL RANKINGS

- X 43 total touchdowns – 1st
- X 36 passing touchdowns – 1st
- X 9.0 passing touchdown pct. – 1st
- X 6.9 rushing average – 1st
- X 113.3 passer rating – 3rd
- X 1,206 rushing yards – 6th
- X Starting QB wins (13) – 1st (tied)
- X Games w/ 5 TD passes (3) – 1st
- X Games w/ 4+ TD passes (4) – 1st
- X Games w/ 3+ TD passes (8) – 1st
- X Perfect passer rating games (2) – 1st
- X 100-yard rush games (5) – 1st (by a QB)



2019
NFL
MVP

LAMAR JACKSON

1X
FIRST-TEAM
ALL-PRO

1X
PRO
BOWLER

LAMAR JACKSON NOTES

WHAT A START

In Week 1 at Miami (9/8), QB Lamar Jackson completed 17 of 20 passes for 324 yards, 5 TDs and 0 INTs for a perfect 158.3 passer rating. He is one of nine QBs in NFL history with at least 300 passing yards, 5 TDs and a 158.3 rating in a game.

QUARTERBACKS w/ 300 YARDS, 5 TDs & A 158.3 RATING (NFL History)

Player	Date/Opp.	Cmp-Att.	Pct.	Yards	TDs
Aaron Rodgers	10/20/19 vs. Oak.	25-31	80.6	429	5
Deshaun Watson	10/6/19 vs. Atl.	28-33	84.8	426	5
Lamar Jackson	9/8/19 at Mia.	17-20	85.0	324	5
Ben Roethlisberger	11/8/18 vs. Car.	22-25	88.0	328	5
Jared Goff	9/27/18 vs. Min.	26-33	78.8	465	5
Nick Foles	11/3/13 at Oak.	22-28	78.6	406	7
Drew Brees	11/30/09 vs. NE	18-23	78.3	371	5
Tom Brady	10/21/07 at Mia.	21-25	84.0	354	6
Peyton Manning	9/28/03 at NO	20-25	80.0	314	6

PASSING TOUCHDOWNS

RAVENS SINGLE-GAME HISTORY

Quarterback/Date/Opp.	TDs
Lamar Jackson, 12/12/19 vs. NYJ	5
Lamar Jackson, 11/25/19 at LAR	5
Lamar Jackson, 9/8/19 at Mia	5
Joe Flacco, 10/12/14 at TB.....	5
Tony Banks, 9/10/00 vs. Jax.....	5

COMPLETION PCT.

RAVENS SINGLE-GAME HISTORY

Quarterback/Date/Opp.	Pct.
Lamar Jackson, 11/10/19 at Cin	88.2
Lamar Jackson, 9/8/19 at Mia	85.0
Joe Flacco, 11/1/09 vs. Den.....	80.0

PASSER RATING

RAVENS SINGLE-GAME HISTORY

Quarterback/Date/Opp.	Rate
Lamar Jackson, 11/10/19 at Cin	158.3
Lamar Jackson, 9/8/19 at Mia	158.3
Joe Flacco, 10/12/14 at TB.....	149.7

JACKSON IS THE YOUNGEST QB IN NFL HISTORY TO PRODUCE A PERFECT PASSER RATING. INCREDIBLY, HE'S DONE IT TWICE.

CONSECUTIVE PASSES, NO INTs

RAVENS ALL-TIME HISTORY

Quarterback/Dates	Passes
Lamar Jackson, 11/25/18-9/29/19	248
Lamar Jackson, 10/6/19-12/8/19	181
Joe Flacco, 9/25/16-10/23/16.....	176

JACKSON'S TOP 2019 AWARDS

- X NFL MVP (Associated Press & PFWA)
- X Offensive Player of the Year (PFWA)
- X First-Team All-Pro (Associated Press & PFWA)
- X All-NFL Team (PFWA)
- X AFC Offensive Player of the Year (NFL 101 Awards)
- X Bert Bell Pro Player of the Year (Maxwell FB Club)
- X FedEx Air Player of the Year
- X Pro Bowler and Pro Bowl Offensive MVP
- X AFC Offensive Player of the Month (November)
- X Five-Time AFC Offensive Player of the Week
- X Three-Time FedEx Air Player of the Week
- X One-Time FedEx Ground Player of the Week

PASSING TOUCHDOWNS

RAVENS SINGLE-SEASON HISTORY

Rk.	Quarterback (Year)	TDs
1.	Lamar Jackson (2019)	36
2.	Vinny Testaverde (1996).....	33
3.	Joe Flacco (2014).....	27
4.	Joe Flacco (2010).....	25
5.	Joe Flacco (2012).....	22

PASSER RATING

RAVENS SINGLE-SEASON HISTORY

Rk.	Quarterback (Year)	Rate
1.	Lamar Jackson (2019)	113.3
2.	Joe Flacco (2010).....	93.6
3.	Joe Flacco (2014).....	91.0
4.	Joe Flacco (2009).....	88.9
5.	Vinny Testaverde (1996).....	88.7

TD PASS PERCENTAGE

RAVENS SINGLE-SEASON HISTORY

Rk.	Quarterback (Year)	TD%
1.	Lamar Jackson (2019)	9.0
2.	Vinny Testaverde (1996).....	6.0
3.	Tony Banks (1999).....	5.3
	Trent Dilfer (2000).....	5.3
5.	Joe Flacco (2010).....	5.1

MOST REG. SEASON WINS BY A STARTING QB (SINCE WEEK 11 OF 2018 / JACKSON'S FIRST NFL START)

Rk.	Quarterback	Record
1.	Lamar Jackson (Bal.)	19-3
2.	Russell Wilson (Sea.).....	17-6
3.	Tom Brady (NE).....	16-6
4.	Aaron Rodgers (GB).....	15-8
	Deshaun Watson (Hou.).....	15-7

LAMAR JACKSON NOTES

100-YARD RUSHING GAMES (Quarterbacks / Single-Season NFL History)

1. Lamar Jackson (2019)	5
2. Russell Wilson (2014)	3
Michael Vick (2006)	3
Michael Vick (2004)	3

CAREER 100-YARD RUSHING GAMES (Quarterbacks / NFL History)

1. Michael Vick	10
2. Lamar Jackson	6
3. Russell Wilson	4
4. R. Cunningham, B. Douglass	3
D. McNabb, C. Newton & T. Rote	3

MOST CAREER GAMES w/ 5 TD PASSES & 85+ YARDS RUSHING YARDS (NFL History)

1. Lamar Jackson	2
2. Cam Newton	1

Note: Newton's "5/85" game came during his 2015 NFL MVP campaign.

MOST GAMES w/ 5 TD PASSES (NFL Single-Season History)

1. Peyton Manning (2004)*	4
2. Lamar Jackson (2019)*	3
Cam Newton (2015)*	3
Drew Brees (2011)	3
Tom Brady (2007)*	3
Daunte Culpepper (2004)	3

* Won NFL MVP

MOST GAMES w/ 4+ TD PASSES (2019 Season)

1. Lamar Jackson (Bal.)	4
2. Jimmy Garoppolo (SF)	3
Daniel Jones (NYG)	3
Jameis Winston (TB)	3

MOST GAMES w/ 3+ TD PASSES (2019 Season)

1. Lamar Jackson (Bal.)	8
2. Drew Brees (NO)	7
3. Dak Prescott (Dal.)	6
4. Patrick Mahomes (KC)	5
Matthew Stafford (Det.)	5
Deshaun Watson (Hou.)	5
Jameis Winston (TB)	5

TOTAL TOUCHDOWNS / 2019

1. Lamar Jackson (Bal.)	43
2. Russell Wilson (Sea.)	34
Jameis Winston (TB)	34

PASSING TOUCHDOWNS / 2019

1. Lamar Jackson (Bal.)	36
2. Jameis Winston (TB)	33
3. Russell Wilson (Sea.)	31

NFL PASSER RATING / 2019

1. Ryan Tannehill (Ten.)	117.5
2. Drew Brees (NO)	116.3
3. Lamar Jackson (Bal.)	113.3

MOST RUSHING YARDS

(Quarterbacks / Single-Season NFL History)

1. Lamar Jackson (2019)	1,206
2. Michael Vick (2006)	1,039
3. Bobby Douglass (1972)	968
4. Randall Cunningham (1990)	942
5. Michael Vick (2004)	902

2019 NFL RUSHING LEADERS

In 2019, QB Lamar Jackson ranked sixth in the NFL in rushing yards (1,206), while RB Mark Ingram II (1,018) was No. 14.

MOST NFL RUSHING YARDS / 2019 SEASON

Rk.	Player	Att.	Yards	Avg.	TDs	LG
1.	Derrick Henry (Ten.)	303	1,540	5.08	16	74
2.	Nick Chubb (Cle.)	298	1,494	5.01	8	88
3.	Christian McCaffrey (Car.)	287	1,387	4.83	15	84
4.	Ezekiel Elliott (Dal.)	301	1,357	4.51	12	33
5.	Chris Carson (Sea.)	278	1,230	4.42	7	59
6.	Lamar Jackson (Bal.)	176	1,206	6.85	7	47
7.	Leonard Fournette (Jax.)	265	1,152	4.35	3	81
8.	Josh Jacobs (Oak.)	242	1,150	4.75	7	51
9.	Joe Mixon (Cin.)	278	1,137	4.09	5	41
10.	Dalvin Cook (Min.)	250	1,135	4.54	13	75
11.	Marlon Mack (Ind.)	247	1,091	4.42	8	63
12.	Aaron Jones (GB)	236	1,084	4.59	16	56
13.	Carlos Hyde (Hou.)	245	1,070	4.37	6	58
14.	Mark Ingram II (Bal.)	202	1,018	5.04	10	53

ESPN: The Undefeated's William Rhoden

"Get rid of distinctions, stereotypes and labels that limit, marginalize and underestimate. Lamar Jackson is a quarterback – not a running quarterback, or an athletic quarterback or a dual-threat quarterback. He is a winning quarterback. That's the only distinction that matters."

ESPN.com's Michael Wilbon

"This guy is that good on his feet. He is Fred Astaire and Bo Jackson in concert. He's that good."

MARSHAL YANDA NOTES

STANDING GUARD

G Marshal Yanda, considered one of the greatest to ever wear a Ravens uniform, has now earned eight-career Pro Bowls, which rank fourth in franchise history. In 2019, only four active NFL O-linemen have played in more games than Yanda, who stands at 177 contests.

MOST PRO BOWLS (Ravens History)

LB Ray Lewis	13
T Jonathan Ogden	11
S Ed Reed	9
G Marshal Yanda	8
OLB Terrell Suggs	7



MOST GAMES PLAYED (Active NFL O-Linemen)

T Andrew Whitworth (LAR)	215
T Jason Peters (Phi.)	205
T Donald Penn (Was.)	194
T Joe Staley (SF)	181
G Marshal Yanda (Bal.)	177



Bengals DT Geno Atkins on Marshal Yanda:

"When I tell my son or daughter about football [someday], I'll tell them he was one of the best guards I went up against in the league. He's got nastiness, he's physical, and he has finesse. He's strong, but if you try to beat him with a little finesse, he can handle that, too, because he's got good feet. He's got the whole package."

DID YOU KNOW?

- G Marshal Yanda is one of 13 players in NFL history to earn at least 8 Pro Bowls as a guard. Of those, Yanda is one of just three (Larry Allen & Alan Faneca) to win a Super Bowl, which he did during the 2012 season.
- Yanda has played in 177 games (166 starts), tying for the most games played among O-linemen in Ravens history (Jonathan Ogden – 177).

A SEASONED PRO

G Marshal Yanda's eight Pro Bowls tie (Maurkice Pouncey) for the second most among active O-linemen.

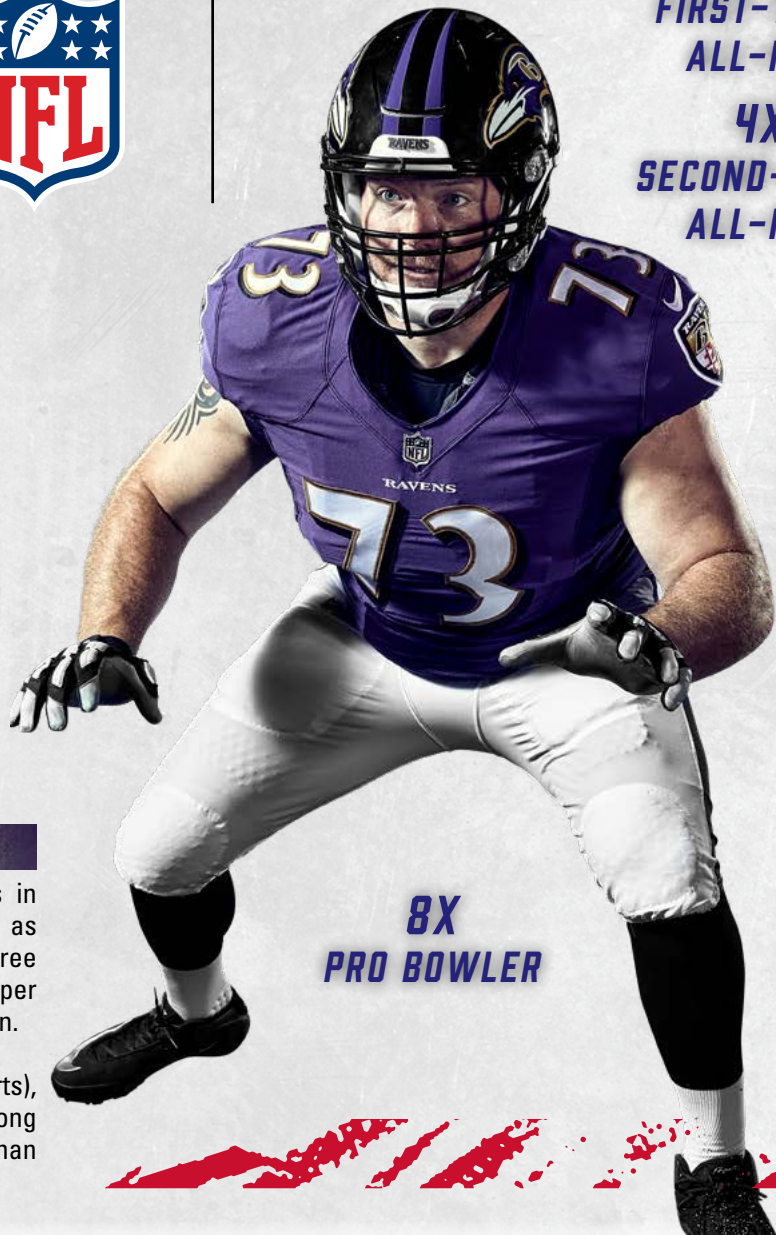
Yanda's eight Pro Bowls rank as the most among all active NFL guards.

MOST PRO BOWLS / ACTIVE O-LINEMEN

Rk.	Player (Team)	Pro Bowls
1.	T Jason Peters (Phi.)	9
2.	G Marshal Yanda (Bal.)*	8
	C Maurkice Pouncey (Pit.)*	8
4.	T Tyron Smith (Dal.)*	7
	T Trent Williams (Was.)	7

* 2019 Pro Bowler

2X
FIRST-TEAM
ALL-PRO
4X
SECOND-TEAM
ALL-PRO



8X
PRO BOWLER

MARSHAL YANDA

MARK INGRAM II NOTES



**3X
PRO BOWLER**

INGRAM II'S YPC RANKS NO. 1

Since 2014, RB Mark Ingram II's 4.77 YPC average ties (Derrick Henry) for No. 1 among active RBs (min. 600 attempts).

NFL YARDS-PER-CARRY AVERAGE / SINCE 2014

Rk.	Player	Att.	Yards	Avg.	TDs	LG
1.	Mark Ingram II (Bal.)	1,167	5,563	4.77	49	75
	Derrick Henry (Ten.)	804	3,833	4.77	38	99
3.	Chr. McCaffrey (Car.)	623	2,920	4.69	24	84
4.	Ezekiel Elliott (Dal.)	1,169	5,405	4.62	40	60
5.	Lamar Miller (Hou.)	1,126	4,905	4.36	29	97

In Week 3 at KC, RB Mark Ingram II produced 3 rushing TDs for the second time (11/12/17) in his standout career. It marked the fifth 3-TD rushing performance ever by a Raven, as Ray Rice (2011), Willis McGahee (2010) and Jamal Lewis (2006 & 2003) also accomplished the feat.

TOUCHDOWN MACHINE

Among active RBs, Mark Ingram II's 49 rushing scores since 2014 are the league's second most (Todd Gurley – 58). Among active RBs overall, his 60 rushing TDs rank as the league's fifth most.

RUSHING TOUCHDOWNS (Active RBs / Since 2014)

1. Todd Gurley (LAR)..... 58
2. **Mark Ingram II (Bal.)..... 49**
3. Ezekiel Elliott (Dal.)..... 40
4. Latavius Murray (NO)..... 39
5. Derrick Henry (Ten.)..... 38

RUSHING TOUCHDOWNS (Active Running Backs)

1. Adrian Peterson (Was.)... 111
2. Marshawn Lynch (Sea.)... 85
3. Frank Gore (Buf.)..... 79
4. LeSean McCoy (KC)..... 73
4. **Mark Ingram II (Bal.)..... 60**

2019 NFL RUSHING LEADERS

In 2019, QB Lamar Jackson ranked sixth in the NFL in rushing yards (1,206), while RB Mark Ingram II (1,018) was No. 14.

MOST NFL RUSHING YARDS / 2019 SEASON

Rk.	Player	Att.	Yards	Avg.	TDs	LG
1.	Derrick Henry (Ten.)	303	1,540	5.08	16	74
2.	Nick Chubb (Cle.)	298	1,494	5.01	8	88
3.	Christian McCaffrey (Car.)	287	1,387	4.83	15	84
4.	Ezekiel Elliott (Dal.)	301	1,357	4.51	12	33
5.	Chris Carson (Sea.)	278	1,230	4.42	7	59
6.	Lamar Jackson (Bal.)	176	1,206	6.85	7	47
7.	Leonard Fournette (Jax.)	265	1,152	4.35	3	81
8.	Josh Jacobs (Oak.)	242	1,150	4.75	7	51
9.	Joe Mixon (Cin.)	278	1,137	4.09	5	41
10.	Dalvin Cook (Min.)	250	1,135	4.54	13	75
11.	Marlon Mack (Ind.)	247	1,091	4.42	8	63
12.	Aaron Jones (GB)	236	1,084	4.59	16	56
13.	Carlos Hyde (Hou.)	245	1,070	4.37	6	58
14.	Mark Ingram II (Bal.)	202	1,018	5.04	10	53

X Ingram II has produced at least 6 rushing TDs in six-straight seasons, marking the NFL's longest active streak. Not since Adrian Peterson (seven, from 2007-13) has an NFL player scored at least 6 rushing TDs in six-straight seasons.

X Ingram II tallied four 100-yard rushing games in 2019 and now has 19 overall for his career. In Week 16 at Cleveland, he surpassed the 1,000-yard rushing milestone for the third time in his career.

2019 NFL RUSHING TDs

Rk.	Player	TDs
1.	Derrick Henry (Ten.)	16
	Aaron Jones (GB)	16
3.	Christian McCaffrey (Car.)	15
4.	Dalvin Cook (Min.)	13
	Ezekiel Elliott (Dal.)	12
	Todd Gurley (LAR)	12
7.	Mark Ingram II (Bal.)	10

2019 NFL SCRIMMAGE TDs

Rk.	Player	TDs
1.	Aaron Jones (GB)	19
	Christian McCaffrey (Car.)	19
3.	Derrick Henry (Ten.)	18
4.	Mark Ingram II (Bal.)	15

RAVENS SCRIMMAGE TDs

Rk.	Player	TDs
1.	Mark Ingram II (2019)	15
	Ray Rice (2011)	15
3.	Michael Jackson (1996)	14
	Jamal Lewis (2003)	14
	Willis McGahee (2009)	14



MARK INGRAM II

MARK ANDREWS & MARQUISE BROWN NOTES

THE 2019 ANDREWS IMPACT

2019 NFL RECEIVING LEADERS / TIGHT ENDS

RECEIVING YARDS

Rk.	Tight End	Yards
1.	Travis Kelce	1,229
2.	Darren Waller	1,145
3.	George Kittle	1,053
4.	Zach Ertz	.916
5.	Mark Andrews	.852
6.	Austin Hooper	.787
7.	Tyler Higbee	.734

RECEPTIONS

Rk.	Tight End	Rec.
1.	Travis Kelce	97
2.	Darren Waller	90
3.	Zach Ertz	88
4.	George Kittle	85
5.	Austin Hooper	75
6.	Tyler Higbee	69
7.	Mark Andrews	64

REC. TOUCHDOWNS

Rk.	Tight End	TDs
1.	Mark Andrews	10
2.	Jared Cook	9
3.	Darren Fells	7

20+ YARD RECEPTIONS

Rk.	Tight End	20+ Rec.
1.	Mark Andrews	16
	George Kittle	16
3.	Jared Cook	15

TE Mark Andrews owns the two longest receptions by a TE in Ravens history: 74-yarder vs. Oak. (11/25/18) & 68-yarder at LAC (12/22/18).

ALL-TIME GREAT SEASON BY A RAVENS' TE

TE Mark Andrews' 10 TD catches in 2019 ranked No. 1 by a tight end in Ravens single-season history, while his 852 receiving yards were second.

MOST RAVENS RECEIVING YARDS (Single-Season / Tight Ends)

1.	Todd Heap (2005)	.855
2.	Mark Andrews (2019)	.852
3.	Todd Heap (2002)	.836

MOST RAVENS RECEIVING TDS (Single-Season / Tight Ends)

1.	Mark Andrews (2019)	10
2.	Todd Heap (2005)	7
	Dennis Pitta (2012)	7

ANDREWS TOP 3 IN TD CATCHES

Only three Ravens players have ever posted at least 10 receiving TDs in a season, including TE Mark Andrews, whose 2019 Pro Bowl campaign was spectacular.

MOST RAVENS RECEIVING TOUCHDOWNS (Single-Season History)

Rk.	Player (Season)	Rec. TDs
1.	Michael Jackson (1996)	14
2.	Torrey Smith (2014)	11
3.	Mark Andrews (2019)	10

ANDREWS HAS EYES FOR END ZONE

TE Mark Andrews tallied 10 receiving TDs in 2019, tying (LAR's Cooper Kupp) for second overall in the NFL. Andrews' 10 scores are also the most by a Ravens' TE in a single season.

NFL RECEIVING TOUCHDOWNS / 2019 SEASON

Rk.	Player (Team)	Rec. TDs
1.	Kenny Golladay (Det.)	11
2.	Mark Andrews (Bal.)	10
	Cooper Kupp (LAR)	10

ROOKIE BROWN A TD MACHINE

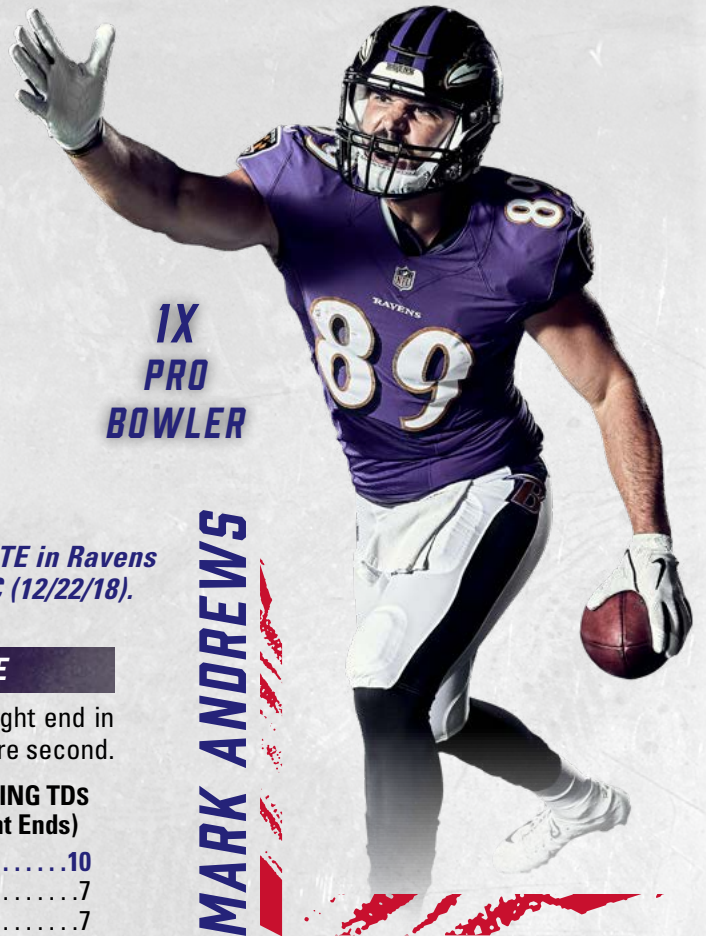
Rookie WR Marquise Brown posted 7 TD receptions in 2019, a mark that tied for third among all NFL rookies and ties for first on the Ravens' single-season rookie franchise record list.

RECEIVING TDS (NFL Rookies / 2019)

1.	A.J. Brown (Ten.)	8
	Darius Slayton (NYG)	8
3.	Marquise Brown (Bal.)	7
	Terry McLaurin (Was.)	7
	D.K. Metcalf (Sea.)	7

RAVENS TOUCHDOWNS (Rookies / Single Season)

1.	Marquise Brown (2019)	7
	Marlon Brown (2013)	7
	Torrey Smith (2011)	7
4.	Jamal Lewis (2000)	6



MARKUISE BROWN



EARL THOMAS III NOTES

SAFETY THEFTS

S Earl Thomas III has posted 30 career INTs, which rank No. 1 among active NFL safeties. He has registered a career-high 5 INTs in a season three separate times (2010, 2013 & 2015).

MOST INTERCEPTIONS / ACTIVE NFL SAFETIES

Rk.	Defender	INTs	Yards	TDs
1.	Earl Thomas III (Bal.)	30	455	2
2.	Eric Weddle (LAR)	29	467	4
3.	Harrison Smith (Min.)	23	397	4
4.	Kurt Coleman (Buf.)	21	238	2
	Reshad Jones (Mia.)	21	361	4

MOST SEASONS W/ 5-PLUS INTS (Active NFL Safeties)

Rk.	Player	Seasons
1.	Earl Thomas III (Bal.)	.3 ('10, '13, '15)
2.	Eric Weddle (LAR)	2 ('11, '17)
	Harrison Smith (Min.)	2 ('14, '17)
	Kevin Byard (Ten.)	2 ('17, '19)



7 PRO BOWLS FOR EARL

S Earl Thomas III's seven Pro Bowl selections tie for fourth among active NFL defenders. Thomas III also owns the most among active NFL safeties.

MOST PRO BOWLS / ACTIVE NFL DEFENDERS

Rk.	Player (Team)	Pro Bowls
1.	Geno Atkins (Cin.)*	8
	Von Miller (Den.)*	8
	Patrick Peterson (Ari.)	8
4.	Earl Thomas III (Bal.)*	7
	Luke Kuechly (Car.)*	7
	Terrell Suggs (KC)	7
7.	Aaron Donald (LAR)*	6
	Clay Matthews (LAR)	6
	Gerald McCoy (Car.)	6
	Bobby Wagner (Sea.)*	6
	Eric Weddle (LAR)	6

* 2019 Pro Bowler

ACTIVE INTs LEADERS

MOST INTERCEPTIONS / NFL DEFENDERS (Since 2010 / Thomas' First Season)

Rk.	Player	INTs
1.	Richard Sherman (SF)	35
2.	Earl Thomas III (Bal.)	30
3.	Marcus Peters (Bal.)	27
	Joe Haden (Pit.)	27
5.	Devin McCourty (NE)	26
	Aqib Talib (Mia.) (IR)	26

The Athletic's Dan Pompei on Earl Thomas:
 "[Thomas'] strength comes from muscles that wrap him from neck to ankles, cutting and popping in ways that are not common even with men in his realm. And the strength comes from somewhere else, too, somewhere deep beyond that stare. He can be like a Buddhist monk. And a Navy SEAL. His intensity is a window into his passion for the game."

DID YOU KNOW?


- S Earl Thomas III helped the Seahawks produce five Top 5 defenses (yards allowed) during his nine-year Seattle tenure, including the NFL's No. 1 unit in both 2013 and 2014.
- Thomas III twice played in the Super Bowl (2013 & 2014 seasons), helping Seattle capture the Super Bowl XLVIII title vs. Den.

**3X
FIRST-TEAM
ALL-PRO**

**2X
SECOND-TEAM
ALL-PRO**

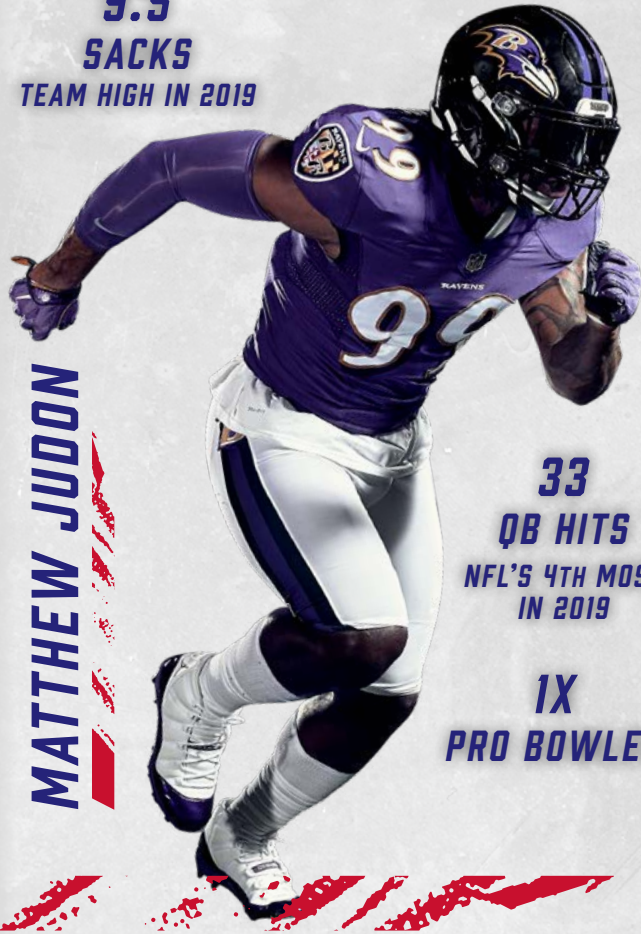
**7X
PRO BOWLER**

EARL THOMAS III



MATTHEW JUDON & MARCUS PETERS NOTES

**9.5
SACKS**
TEAM HIGH IN 2019



MATTHEW JUDON

**33
QB HITS**
NFL'S 4TH MOST
IN 2019

**1X
PRO BOWLER**

ALL-AROUND DEFENDERS

OLB Matthew Judon is one of four NFL defenders to register at least 150 tackles, 70 QB hits, 40 TFL and 20 sacks since 2017.

SINCE 2017 / NFL DEFENDERS WITH AT LEAST 150 TACKLES, 70 QB HITS, 40 TFL & 20 SACKS

Defender	Tackles	Sacks	TFL	QB Hits
Calais Campbell (Jax.)	195	31.5	44	76
Chandler Jones (Ari.)	161	49	52	77
Cameron Jordan (NO)	164	40.5	50	74
Matthew Judon (Bal.)	156	24.5	41	71

Note: The 2019 Pro Bowler Judon was one of three NFL defenders (Shaquil Barrett & T.J. Watt) to tally at least 50 tackles, 9 sacks, 30 QB hits & 4 FFs in 2019.

BACKFIELD DISTURBANCE

OLB Matthew Judon has 24.5 sacks since the 2017 campaign, ranking as Baltimore's most. Judon has also posted the Ravens' most QB hits (71) over the past three seasons.

RAVENS SACKS (Since 2017)

1. **Matthew Judon** 24.5
2. Terrell Suggs 18
3. Za'Darius Smith 12
4. **Patrick Onwuasor** 9.5

(Purple Indicates Current Raven)

RAVENS QB HITS (Since 2017)

1. **Matthew Judon** 71
2. Za'Darius Smith 41
3. Terrell Suggs 35
4. **Patrick Onwuasor** 19

PICK ARTIST

Since entering the NFL in 2015, CB Marcus Peters' 6 INT-TDs rank No. 1 among all defenders, as do his 27 INTs. In 2019, Peters produced an NFL-best 3 INT-TDs, 2 of which came with Baltimore after his trade from LAR.

NFL INTERCEPTION LEADERS (Since 2015 / Active Players)

1. **Marcus Peters (Bal.)** 27
2. Stephon Gilmore (NE) 18
3. Kevin Byard (Ten.) 17
- Darius Slay (Det.) 17

NFL INT-TD LEADERS (Since 2015 / Active Players)

1. **Marcus Peters (Bal.)** 6
2. Deion Jones (Atl.) 4
- Aqib Talib (Mia.) 4

TAKEAWAY MACHINE

- A 2019 first-team All-Pro DB and Pro Bowler, Peters had 5 INTs, tying for the NFL's fourth most. (He had 3 picks with Baltimore & 2 with LAR.)
- Peters has scored 7-career defensive TDs (6 INT & 1 FR), which stand as the NFL's most since 2015.
- Peters has posted 33 total takeaways (27 INTs & 6 FRs) during his career.
- Peters' 6 INT-TDs tie Hall of Famer Lem Barney for the second most by a player in his first five seasons. Only HOFer Ken Houston (9) had more.

**2X
FIRST-TEAM
ALL-PRO**

**2X
SECOND-TEAM
ALL-PRO**

**3X
PRO
BOWLER**



MARCUS PETERS

BRANDON WILLIAMS & MARLON HUMPHREY NOTES

WILLIAMS ANCHORS RUN "D"

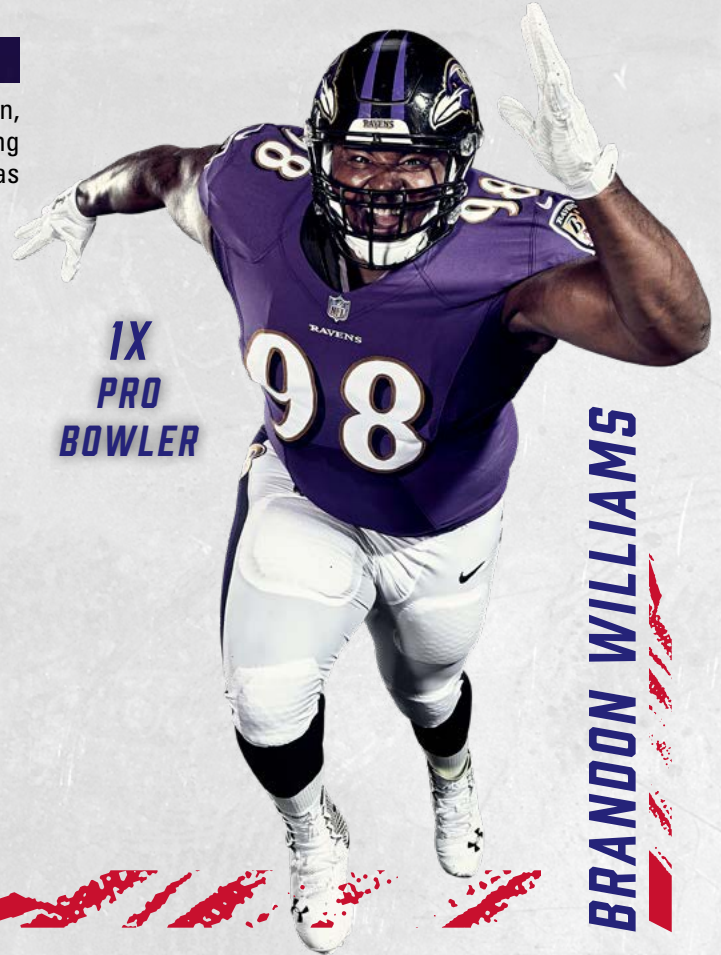
Pro Bowl DT Brandon Williams is one of the NFL's top D-linemen, helping Baltimore regularly produce a stout run defense. Dating back to '14, when he became a full-time starter, Baltimore has been especially stout vs. opposing ground games.

NFL RUSHING YARDS ALLOWED PER GAME (Since 2014)

1. Baltimore Ravens	94.8
2. Seattle Seahawks	100.1
3. Pittsburgh Steelers	100.5
4. New York Jets	101.1
5. Dallas Cowboys	101.6

NFL RUSHING AVG. YARDS PER CARRY ALLOWED (Since 2014)

1. New York Jets	3.86
2. Denver Broncos	3.90
3. Baltimore Ravens	3.92
4. Tampa Bay Buccaneers	4.00
5. Tennessee Titans	4.02



1X
PRO
BOWLER

BRANDON WILLIAMS

1X
PRO BOWLER



MARLON HUMPHREY

1X
FIRST-TEAM
ALL-PRO

2019 RAVENS PASS DEFENDERS

INTERCEPTIONS

1. Marlon Humphrey	3
Marcus Peters	3
3. Josh Byner	2
Earl Thomas III	2

PASSES DEFENSED

1. Marlon Humphrey	14
2. Marcus Peters	10
3. Chuck Clark	9
4. Brandon Carr	6
Jimmy Smith	6

MARLON MAKES PLAYS

- X Humphrey, the Ravens' 2017 first-round pick, produced 14 PD in 2019, tying for the NFL's eighth most by a CB. Humphrey earned first-team All-Pro honors at DB and his first Pro Bowl accolade.
- X Humphrey had 3 INTs, 14 PD, 2 FFs and 3 FRs, two of which he returned for TDs (70-yarder vs. NE & 18-yarder at Sea.).
- X Humphrey's 70-yard FR-TD vs. NE is the longest fumble recovery return in Ravens franchise history.
- X On 10/6 at Pittsburgh, Humphrey made a clutch forced fumble on WR JuJu Smith-Schuster and recovered the ball, helping set up K Justin Tucker's game-winning, 46-yard FG in Baltimore's 26-23 OT victory.
- X Humphrey was one of three NFL defenders (Minkah Fitzpatrick & Harrison Smith) to post at least 3 INTs, 2 FFs and 2 FRs (3) in 2019.

BRANDON CARR NOTES

A STANDOUT VET

CB Brandon Carr has posted 6 INTs as a Raven, tying (Jimmy Smith & Eric Weddle) for the second most over the past three seasons (since 2017, when he arrived in Baltimore). Carr's 138 career PD stand as the fourth most among active NFL players.

BALTIMORE INTERCEPTIONS (Since Carr's 2017 Ravens Arrival)

Rk.	Player	INTs
1.	Marlon Humphrey	7
2.	Brandon Carr	6
	Jimmy Smith	6
	Eric Weddle	6



MOST NFL PASSES DEFENSED BY ACTIVE DEFENDERS (Since 2008 / Carr's First Season)

Rk.	Player	PD
1.	Johnathan Joseph (Hou.)	159
2.	Tramon Williams (GB)	148
3.	D. Rodgers-Cromartie (Was.)	146
4.	Brandon Carr (Bal.)	138
5.	Joe Haden (Pit.)	137



WHAT A STARTING STREAK

CB Brandon Carr's 192-consecutive starts rank as the NFL's longest active streak among defensive players. They stand second overall among all NFL players.

NFL CONSECUTIVE GAMES STARTED (Current NFL Streaks)

Rk.	Player	Games
1.	QB Philip Rivers (LAC)	224
2.	CB Brandon Carr (Bal.)	192
3.	DE Cameron Jordan (NO)	129
4.	T Mitchell Schwartz (KC)	128
	QB Russell Wilson (Sea.)	128
6.	S Malcolm Jenkins (Phi.)	103

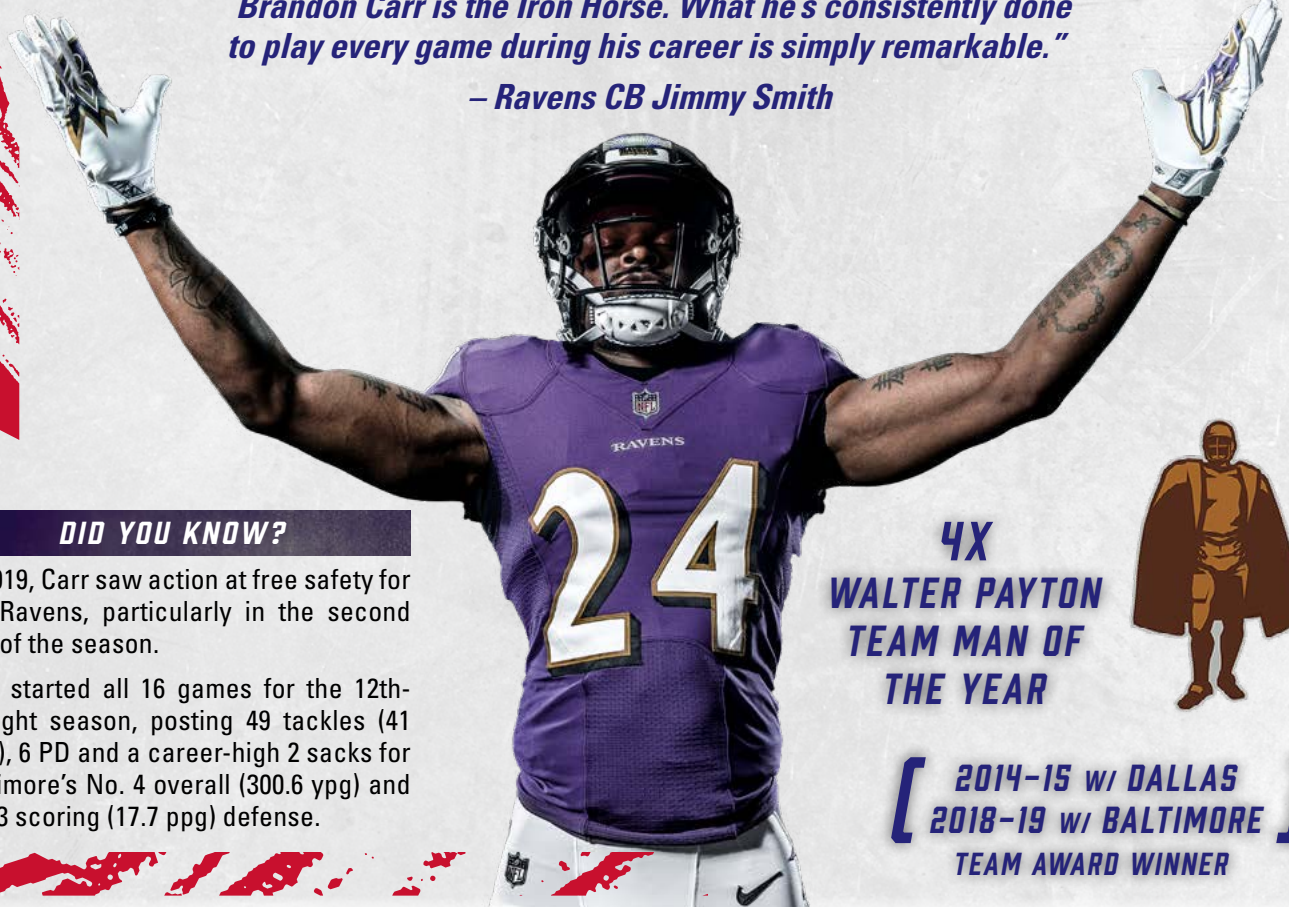
MOST CAREER GAMES PLAYED / ACTIVE DEFENDERS

Rk.	Player	Games
1.	Terrell Suggs (KC)	244
2.	Mike Adams (Hou.)	214
3.	Antoine Bethea (NYG)	209
4.	Domata Peko Sr. (Bal.)	208
5.	Eric Weddle (LAR)	201
6.	Johnathan Joseph (Hou.)	200
7.	Tramon Williams (GB)	199
8.	Brandon Carr (Bal.)	192
	Thomas Davis (LAC)	192

"Brandon Carr is the Iron Horse. What he's consistently done to play every game during his career is simply remarkable."

— Ravens CB Jimmy Smith

BRANDON CARR



DID YOU KNOW?

- In 2019, Carr saw action at free safety for the Ravens, particularly in the second half of the season.
- Carr started all 16 games for the 12th-straight season, posting 49 tackles (41 solo), 6 PD and a career-high 2 sacks for Baltimore's No. 4 overall (300.6 ypg) and No. 3 scoring (17.7 ppg) defense.

4X
WALTER PAYTON
TEAM MAN OF
THE YEAR



[2014-15 w/ DALLAS
2018-19 w/ BALTIMORE]
TEAM AWARD WINNER

JUSTIN TUCKER NOTES

TUCKER RANKS NO. 1

K Justin Tucker, the most accurate kicker ever, owns a 90.8% success mark. In 2019, for the fourth-consecutive season, he scored exactly 141 points. The four 141-point outputs by Tucker tie for the Ravens' single-season scoring record and make him the NFL's only kicker to surpass the 140 mark in each of the past four years (2016-19).

BEST CAREER FIELD GOAL PERCENTAGE (NFL History / Min. 100 Att.)

Rk.	Player	FGM	FGA	Pct.
1.	Justin Tucker (Bal.)	265	292	90.8
2.	Harrison Butker (KC)	96	107	89.7
3.	Josh Lambo (Jax.)	123	139	88.5
4.	Wil Lutz (NO)	119	136	87.5
5.	Stephen Gostkowski (NE)	374	428	87.4

TUCKER TIDBITS

- Since PATs were moved back to the 15-yard line in 2015, Tucker (188-of-191) has produced the NFL's best PAT percentage (98.4).
- Tucker's 92.9 career FG% when kicking on grass (158-of-170) ranks as the NFL's best of all time.
- Tucker's 94.2 career FG% in the second half/OT (131-of-139) ranks as the NFL's best second half/OT mark of all time.
- Tucker is a seven-time AFC Special Teams Player of the Month, ranking four more than legends S Ed Reed & K Matt Stover for the most POM awards in Ravens history. (Tucker has also earned a team-record 11 AFC ST Player of the Week honors.)
- Tucker's 6 FGs on 12/16/13 at Detroit set a team record and a single-game NFL high in 2013. He became the first NFL kicker ever to connect from the 20-, 30-, 40-, 50- & 60-yard range in a game.

7X
AFC ST PLAYER
OF THE MONTH

TUCKER'S GAME-WINNERS

15

CAREER GAME-WINNING FGs BY K JUSTIN TUCKER

- 2019: Week 13 vs. SF, 49 yds
- 2019: Week 5 at Pit., 46 yds OT
- 2018: Week 11 vs. Cin., 24 yds
- 2016: Week 3 at Jax., 53 yds
- 2016: Week 2 at Cle., 49 yds
- 2015: Week 11 vs. STL, 47 yds
- 2015: Week 8 vs. SD, 39 yds
- 2015: Week 4 at Pit., 52 yds OT
- 2014: Week 3 at Cle., 32 yds
- 2013: Week 15 at Det., 61 yds
- 2013: Week 10 vs. Cin., 46 yds OT
- 2013: Week 5 at Mia., 44 yds
- 2012: Div. at Den., 47 yds 2OT
- 2012: Week 12 at SD, 38 yds OT
- 2012: Week 3 vs. NE, 27 yds



JUSTIN TUCKER

4X
FIRST-TEAM
ALL-PRO

1X
SECOND-TEAM
ALL-PRO

3X
PRO BOWLER



Field Goals Made
NFL's Most
Since 2012



Points Scored
NFL's Most
Since 2012



Career FG Pct.
Best Mark
in NFL History



40-Plus-Yard FGs
NFL's Most
Since 2012



50-Plus-Yard FGs
NFL's 2nd Most
(Matt Prater is 1st, 41)
Since 2012



Career Games
w/ Dual 50+ FGs Made
(Most in NFL History)

JUSTIN TUCKER NOTES

TUCK'S CHART TALK

MOST FIELD GOALS MADE / SINCE 2012

Rk.	Player (Team)	FGM
1.	Justin Tucker (Bal.)	265
2.	Stephen Gostkowski (NE)	233
3.	Stephen Hauschka (Buf.)	223
4.	Adam Vinatieri (Ind.)	212
5.	Matt Prater (Det.)	209

MOST NFL POINTS / SINCE 2012

Rk.	Player (Team)	Points
1.	Justin Tucker (Bal.)	1,093
2.	Stephen Gostkowski (NE)	1,063
3.	Stephen Hauschka (Buf.)	953
4.	Matt Prater (Det.)	950
5.	Mason Crosby (GB)	926

CONSECUTIVE FIELD GOALS MADE (All-Time NFL Streaks)

Rk.	Kicker (Years)	FGs Made
1.	Adam Vinatieri (2015-16)	44
2.	Mike Vanderjagt (2002-04)	42
3.	Gary Anderson (1997-98)	40
4.	Matt Stover (2005-06)	36
5.	Justin Tucker (2015-16) Adam Vinatieri (2013-14)	35

BEST NFL FIELD GOAL PERCENTAGE (2019 Season)

Rk.	Player (Team)	FGM-FGA	Pct.
1.	Josh Lambo (Jax.)	33-34	97.1
2.	Justin Tucker (Bal.)	28-29	96.6
3.	Chris Boswell (Pit.)	29-31	93.5
4.	Dan Bailey (Min.)	27-29	93.1
5.	Mason Crosby (GB)	22-24	91.7
6.	Harrison Butker (KC)	34-38	89.5

BEST FIELD GOAL PERCENTAGE / ROOKIES (NFL History)

Rk.	Player (Year)	FGM-FGA	Pct.
1.	Michael Badgley (2018)	15-16	93.8
2.	Blair Walsh (2012)	35-38	92.1
3.	Justin Tucker (2012)	30-33	90.9
4.	Harrison Butker (2017)	38-42	90.5
5.	Jason Sanders (2018)	18-20	90.0
6.	Two Players	n/a	88.9

BEST FIELD GOAL PERCENTAGE (Ravens Single-Season History)

Rk.	Player (Year)	FGM-FGA	Pct.
1.	Justin Tucker (2016)	38-39	97.4
2.	Justin Tucker (2019)	28-29	96.6
3.	Matt Stover (2006)	28-30	93.3
4.	Justin Tucker (2013)	38-41	92.7
5.	Justin Tucker (2017)	34-37	91.9

(min. 16 att.)

2016: PERHAPS THE BEST SEASON EVER

- In 2016, All-Pro K Justin Tucker connected on 38 of 39 FGAs (lone miss was a block), posting the fifth-best pct. (97.4) in NFL single-season history. In addition to making 35-straight FGs at one point (tied for fifth-best streak ever), here are facts about his remarkable season, arguably the best ever by a kicker:
- Tucker's 38 FGs made ranked No. 1 in the NFL. He was also 27-of-27 on PATs. An NFL single-season record 24 of Tucker's 38 FGs made in 2016 came from 40 yards or beyond.
- Tucker's 10 FGs of 50-plus yards are a Ravens' single-season record. They tie (Blair Walsh, 2012) for the most in NFL history. (Tucker was a perfect 10-for-10 from 50 yards and out during the 2016 season.)
- Tucker's 141 points ranked second in the league only behind Atlanta's Matt Bryant (158).
- In Week 12 of 2016 vs. Cincy, Tucker became just the ninth kicker in league history to make 3 FGs of 50-plus yards in a single game (52, 57 & 54). He is also the first kicker in NFL history to make 3 FGs of 50-plus yards in the first half of a game. (These feats earned him AFC ST POW honors.)

BEST FG PERCENTAGE / NFL SINGLE-SEASON HISTORY

Rk.	Player (Team)	FGM	FGA	Pct.
1.	Gary Anderson (1998)	35	35	100.0
	Mike Vanderjagt (2003)	37	37	100.0
	Jeff Wilkins (2000)	17	17	100.0
	Tony Zendejas (1991)	17	17	100.0
5.	Justin Tucker (2016)	38	39	97.4

MOST PLAYER OF THE MONTH AWARDS (All NFL Players / Since Award Inception)

Rk.	Player	No.
1.	Tom Brady	10
2.	Peyton Manning	8
	Aaron Rodgers	8
4.	Justin Tucker	7
5.	Brett Favre	6
	Barry Sanders	6
	Bruce Smith	6
	J.J. Watt	6
	Steve Young	6



SIX SEASONS WITH 30 FGs

In 2018, K Justin Tucker became the first kicker in NFL history to produce six seasons with 30-or-more FGs made. He made 35 FGs in 2018. In 2019, he fell just short of 30 with 28 FGs made.

MOST SEASONS WITH 30-PLUS FGs MADE / NFL HISTORY

Rk.	Kicker	Seasons
1.	Justin Tucker (Bal.)	6
2.	David Akers (Phi. & SF)	5
	John Carney (SD, NO & NYG)	5
	Stephen Gostkowski (NE)	5

1,000 Points: In Week 6's 23-17 victory over Cincinnati, K Justin Tucker became the fastest kicker in league history to reach the 1,000-point milestone, doing so in 118 games. (Stephen Gostkowski held the previous record at 119 games.)

SAM KOCH NOTES

SAM IN THE 20

P Sam Koch is the Ravens' all-time leader in punts inside the 20 (405). In 2017, he posted a franchise-record 40 boots inside the 20, which ranked as the NFL's most.

PUNTS INSIDE THE 20 (Ravens All-Time History)

Rk.	Player	In 20
1.	Sam Koch	405
2.	Kyle Richardson	128
3.	Dave Zastudil	89

PUNTS INSIDE THE 20 (Ravens Single Seasons)

Rk.	Player (Year)	In 20
1.	Sam Koch (2017)*	40
2.	Sam Koch (2010)	39
	Kyle Richardson (1999)	39

* In 2017, Koch's 40 punts in the 20 ranked No. 1 in the NFL.

KOCH DOMINATED IN 2017

No punter in 2017 was more dominant at pinning opponents deep in their own territory than P Sam Koch.

PUNTS INSIDE 20

1.	Sam Koch	40
2.	Chris Jones	34
3.	Two Players	33

PUNTS INSIDE 10

1.	Sam Koch	16
2.	Marquette King	14
3.	Three Players	13

PUNTS INSIDE 5

1.	Andy Lee	6
2.	Sam Koch	5
	Three Others	5

RAVENS IRONMAN

RAVENS CONSECUTIVE GAMES PLAYED / ALL-TIME STREAKS

Rk.	Player	Games	Years
1.	Sam Koch	224	2006-present
2.	Jarret Johnson	129	2003-11
3.	Joe Flacco	122	2008-15

BALTIMORE RAVENS MOST ALL-TIME GAMES PLAYED

Rk.	Player	Games	Years
1.	Terrell Suggs	229	2003-2018
2.	Ray Lewis	228	1996-2012
3.	Sam Koch	224	2006-present
4.	Matt Stover	207	1996-2008
5.	Jonathan Ogden	177	1996-2007
	Marshal Yanda	177	2007-present

ESPN's Kevin Seifert on Koch's arsenal of punts:

"Some are designed to hook toward the sideline with maximum hang time. Others use an intentionally low trajectory to aid coverage teams. He has a knuckler and one kick that drops, from the returner's perspective, roughly in the shape of the letter 'S.' He's debuted a 'boomerang' punt that does just what you would imagine it might. Most, but not all, of these punts are intended to discourage a clean catch and minimize the return. ... Sam Koch and the Ravens have introduced a new way to punt."

RAVENS ALL-TIME LEADER

P Sam Koch owns a 45.4 career gross average and 39.5 career net, both marks that rank first in Ravens history. In 2014, he posted a career-high and team-record 47.4-yard gross (matched again in 2018) and 43.3-yard net average.

CAREER GROSS AVG. (Ravens History)

Rk.	Player	Avg.
1.	Sam Koch	45.4
2.	Greg Montgomery	43.2
3.	Dave Zastudil	41.6

CAREER NET AVG. (Ravens History)

Rk.	Player	Avg.
1.	Sam Koch	39.5
2.	Greg Montgomery	37.2
3.	Kyle Richardson	35.4

PINNING 'EM DEEP

Dating back to 2006, when he entered the NFL, P Sam Koch's 405 punts inside the 20 rank second in the NFL.

NFL PUNTS INSIDE THE 20 / SINCE 2006

Rk.	Player	In 20
1.	Dustin Colquitt (KC)	435
2.	Sam Koch (Bal.)	405
3.	Andy Lee (Ari.)	385

1X
PRO BOWLER

1X
SECOND-TEAM
ALL-PRO

SAM KOCH



ALPHABETICAL ROSTER

2019 Final

No.	Name	Pos.	Ht.	Wt.	Birthdate	Exp.	College	Hometown
89	Andrews, Mark	TE	6-4	256	9/6/95	2	Oklahoma	Scottsdale, AZ
34	Averett, Anthony	CB	5-11	184	11/30/94	2	Alabama	Woodbury, NJ
49	Board, Chris	ILB	6-2	237	7/23/95	2	North Dakota State	Orlando, FL
54	Bowser, Tyus	OLB	6-3	242	5/23/95	3	Houston	Tyler, TX
80	Boykin, Miles	WR	6-4	220	10/12/96	R	Notre Dame	New Lenox, IL
86	Boyle, Nick	TE	6-4	270	2/17/93	5	Delaware	Sussex, NJ
77	Bozeman, Bradley	G/C	6-3	317	11/24/94	2	Alabama	Roanoke, AL
15	Brown, Marquise	WR	5-9	170	6/4/97	R	Oklahoma	Hollywood, FL
78	Brown Jr., Orlando	T	6-8	355	5/2/96	2	Oklahoma	Baltimore, MD
57	Bynes, Josh	ILB	6-1	235	8/24/89	8	Auburn	Anderson, FL
39	Carr, Brandon	CB	6-0	210	5/19/86	12	Grand Valley State	Flint, MI
36	Clark, Chuck	S	6-0	205	4/19/95	3	Virginia Tech	Suffolk, VA
46	Cox, Morgan	LS	6-4	235	4/26/86	10	Tennessee	Collierville, TN
35	Edwards, Gus	RB	6-1	238	4/13/95	2	Rutgers	Staten Island, NY
71	Ellis, Justin	DT	6-2	350	12/27/90	6	Louisiana Tech	Neville, LA
45	Ferguson, Jaylon	OLB	6-5	270	12/14/95	R	Louisiana Tech	St. Francisville, LA
58	Fort, L.J.	ILB	6-0	232	1/3/90	5	Northern Iowa	Waynesville, MO
63	Grasu, Hroniss	C	6-3	301	8/12/91	4	Oregon	Cincino, CA
3	Griffin III, Robert	QB	6-2	213	2/12/90	7	Baylor	Copperas Cove, TX
43	Hill, Justice	RB	5-10	200	11/14/97	R	Oklahoma State	Tulsa, OK
44	Humphrey, Marlon	CB	6-0	197	7/8/96	3	Alabama	Hoover, AL
81	Hurst, Hayden	TE	6-4	260	8/24/93	2	South Carolina	Jacksonville, FL
74	Hurst, James	G/T	6-5	310	12/17/91	6	North Carolina	Plainfield, IN
21	Ingram II, Mark	RB	5-9	210	12/21/89	9	Alabama	Flint, MI
8	Jackson, Lamar	QB	6-2	212	1/7/97	2	Louisville	Pompano Beach, FL
99	Judon, Matthew	OLB	6-3	261	8/15/92	4	Grand Valley State	West Bloomfield, MI
4	Koch, Sam	P	6-1	222	8/13/82	14	Nebraska	Seward, NE
41	Levine Sr., Anthony	DB/LB	5-11	207	3/27/87	8	Tennessee State	Abbeville, LA
37	Marshall, Iman	CB	6-1	210	2/27/97	R	Southern California	Long Beach, CA
7	McSorley, Trace	QB	6-0	202	8/23/95	R	Penn State	Ashburn, VA
65	Mekari, Patrick	C/G	6-4	308	8/13/97	R	Cal-Berkeley	Westlake Village, CA
10	Moore, Chris	WR/RS	6-1	200	6/16/93	4	Cincinnati	Tampa, FL
48	Onwuasor, Patrick	ILB	6-0	227	8/22/92	4	Portland State	Inglewood, CA
96	Peko Sr., Domata	DT	6-3	325	11/27/84	14	Michigan State	American Samoa
24	Peters, Marcus	CB	6-0	197	1/9/93	5	Washington	Oakland, CA
97	Pierce, Michael	DT	6-0	345	11/6/92	4	Samford	Daphne, AL
72	Powers, Ben	G	6-4	310	10/29/96	R	Oklahoma	Wichita, KS
42	Ricard, Patrick	FB/DL	6-3	303	5/27/94	3	Maine	Spencer, MA
28	Richards, Jordan	DB	5-11	215	1/21/93	5	Stanford	Folsom, CA
11	Roberts, Seth	WR	6-2	195	2/22/91	5	West Alabama	McClay, FL
12	Scott, Jaleel	WR	6-5	210	2/23/95	2	New Mexico State	Rock Hill, SC
76	Smith, Andre	T	6-4	330	1/25/87	12	Alabama	Birmingham, AL
22	Smith, Jimmy	CB	6-2	210	7/26/88	9	Colorado	Colton, CA
83	Snead IV, Willie	WR/RS	5-11	200	10/17/92	5	Ball State	Muskegon, MI
79	Stanley, Ronnie	T	6-6	315	3/18/94	4	Notre Dame	Las Vegas, NV
16	Thomas, De'Anthony	WR/RS	5-8	176	1/5/93	6	Oregon	Los Angeles, CA
29	Thomas III, Earl	S	5-10	220	5/7/89	10	Texas	Orange, TX
31	Trawick, Brynden	S	6-2	225	10/23/89	7	Troy	Marietta, GA
9	Tucker, Justin	K	6-1	183	11/21/89	8	Texas	Austin, TX
53	Ward, Jihad	DE	6-5	287	5/11/94	4	Illinois	Staten Island, NY
98	Williams, Brandon	DT	6-1	336	2/21/89	7	Missouri Southern St.	Kirkwood, MO
93	Wormley, Chris	DE	6-5	300	10/25/93	3	Michigan	Toledo, OH
73	Yanda, Marshal	G/T	6-3	305	9/15/84	13	Iowa	Anamosa, IA
Practice Squad								
96	Adeoye, Aaron	OLB	6-6	250	8/26/93	R	Southeast Missouri St.	Marion, IL
38	Bonds, Terrell	CB	5-8	182	7/22/96	R	Tennessee State	Miami, FL
30	Ezeala, Christopher (IPP)	FB	5-11	248	9/19/95	1	German FB League	Munich, Germany
66	Holden, Will	G	6-7	312	9/14/93	3	Vanderbilt	Green Cove Springs, FL
92	Kamalu, Ufomba	DE	6-6	295	11/2/92	3	Miami (FL)	Fayetteville, GA
47	Marshall, Byron	RB	5-9	215	2/13/94	3	Oregon	San Jose, CA
14	Modster, Sean	WR	5-11	183	11/13/95	R	Boise State	Mission Viejo, CA
59	Onuoha, Mike	OLB	6-5	255	6/29/93	R	Texas A&M Commerce	Edmond, OK
33	Perkins, Paul	RB	5-11	213	11/16/94	3	UCLA	Chandler, AZ
61	Prince, R.J.	G	6-6	320	4/19/95	1	North Carolina	Albemarle, NC
85	Scarff, Charles	TE	6-5	249	5/3/96	R	Delaware	Lancaster, PA
Reserve/Injured								
50	Alaka, Otaro	ILB	6-3	239	5/18/96	R	Texas A&M	Houston, TX
62	Applefield, Marcus (PS)	T	6-5	308	12/15/95	R	Virginia	Weeki Wachee, FL
60	Crecelius, Randin	G/T	6-5	300	8/5/96	1	Portland State	Lake Stevens, WA
70	Ehinger, Parker	G	6-6	310	12/30/92	2	Cincinnati	Rockford, MI
32	Elliott, DeShon	S	6-0	210	4/21/97	2	Texas	Dallas, TX
23	Jefferson, Tony	S	5-11	211	1/27/92	7	Oklahoma	Chula Vista, CA
94	Mack, Daylon	DT	6-1	340	2/23/97	R	Texas A&M	Gladewater, TX
90	McPhee, Pernell	OLB	6-3	269	12/17/88	9	Mississippi State	Pahokee, FL
40	Rice, Denzel (PS)	DB	6-0	185	3/31/93	4	Coastal Carolina	Winston-Salem, NC
68	Skura, Matt	C/G	6-3	313	2/17/93	3	Duke	Columbus, OH
n/a	Smithson, Fish	DB	5-11	196	3/18/94	1	Kansas	Baltimore, MD
84	Wesley, Antoine (PS)	WR	6-4	206	10/22/97	R	Texas Tech	Las Vegas, NV
25	Young, Tavon	CB	5-9	185	3/14/94	4	Temple	Oxon Hill, MD

NUMERICAL ROSTER

2019 Final

No.	Name	Pos.	Ht.	Wt.	Birthdate	Exp.	College	How Acq.	P	S	DNP	INA
3	Robert Griffin III	QB	6-2	213	2/12/90	7	Baylor	FA '18	7	1	9	0
4	Sam Koch	P	6-1	222	8/13/82	14	Nebraska	D6a '06	16	0	0	0
7	Trace McSorley	QB	6-0	202	8/23/95	R	Penn State	D6 '19	1	0	0	15
8	Lamar Jackson	QB	6-2	212	1/7/97	2	Louisville	D1b '18	15	15	0	1
9	Justin Tucker	K	6-1	183	11/21/89	8	Texas	FA '12	16	0	0	0
10	Chris Moore	WR/RS	6-1	200	6/16/93	4	Cincinnati	D4b '16	14	1	0	2
11	Seth Roberts	WR	6-2	195	2/22/91	5	West Alabama	FA '19	16	0	0	0
12	Jaleel Scott	WR	6-5	210	2/23/95	2	New Mexico State	D4c '18	3	0	0	13
15	Marquise Brown	WR	5-9	170	6/4/97	R	Oklahoma	D1 '19	14	11	0	2
16	De'Anthony Thomas	WR/RS	5-8	176	1/5/93	6	Oregon	FA '19	14	0	0	0
21	Mark Ingram II	RB	5-9	210	12/21/89	9	Alabama	UFA (NO) '19	15	15	0	1
22	Jimmy Smith	CB	6-2	210	7/26/88	9	Colorado	D1 '11	9	5	1	6
24	Marcus Peters	CB	6-0	197	1/9/93	5	Washington	TR (LAR) '19	16	15	0	0
28	Jordan Richards	DB	5-11	215	1/21/93	5	Stanford	FA '19	12	0	0	0
29	Earl Thomas III	S	5-10	220	5/7/89	10	Texas	UFA (SEA) '19	15	15	0	1
31	Brynden Trawick	S	6-2	225	10/23/89	7	Troy	FA '19	6	0	0	2
34	Anthony Averett	CB	5-11	184	11/30/94	2	Alabama	D4a '18	9	3	0	7
35	Gus Edwards	RB	6-1	238	4/13/95	2	Rutgers	FA '18	16	1	0	0
36	Chuck Clark	S	6-0	205	4/19/95	3	Virginia Tech	D6 '17	16	12	0	0
37	Iman Marshall	CB	6-1	210	2/27/97	R	Southern California	D4c '19	3	0	0	4
39	Brandon Carr	CB	6-0	210	5/19/86	12	Grand Valley State	UFA (DAL) '17	16	16	0	0
41	Anthony Levine Sr.	DB/LB	5-11	207	3/27/87	8	Tennessee State	FA '12	16	0	0	0
42	Patrick Ricard	FB/DL	6-3	303	5/27/94	3	Maine	FA '17	16	7	0	0
43	Justice Hill	RB	5-10	200	11/14/97	R	Oklahoma State	D4a '19	16	0	0	0
44	Marlon Humphrey	CB	6-0	197	7/8/96	3	Alabama	D1 '17	16	15	0	0
45	Jaylon Ferguson	OLB	6-5	270	12/14/95	R	Louisiana Tech	D3a '19	14	9	0	2
46	Morgan Cox	LS	6-4	235	4/26/86	10	Tennessee	FA '10	16	0	0	0
48	Patrick Onwuasor	ILB	6-0	227	8/22/92	4	Portland State	FA '16	14	6	0	2
49	Chris Board	ILB	6-2	237	7/23/95	2	North Dakota State	FA '18	15	0	0	1
53	Jihad Ward	DE	6-5	287	5/11/94	4	Illinois	FA '19	14	0	0	0
54	Tyus Bowser	OLB	6-3	242	5/23/95	3	Houston	D2 '17	16	0	0	0
57	Josh Bynes	ILB	6-1	235	8/24/89	8	Auburn	FA '19	12	7	0	0
58	L.J. Fort	ILB	6-0	232	1/3/90	5	Northern Iowa	FA '19	16	8	0	0
63	Hroniss Grasu	C	6-3	301	8/12/91	4	Oregon	WAV (TEN) '19	1	0	4	7
65	Patrick Mekari	G/C	6-4	308	8/13/97	R	Cal-Berkeley	FA '19	11	5	5	0
71	Justin Ellis	DT	6-2	350	12/27/90	6	Louisiana Tech	FA '19	4	0	0	3
72	Ben Powers	G	6-4	310	10/29/96	R	Oklahoma	D4b '19	1	0	0	15
73	Marshal Yanda	G/T	6-3	305	9/15/84	13	Iowa	D3b '07	15	15	0	1
74	James Hurst	G/T	6-5	310	12/17/91	6	North Carolina	FA '14	16	2	0	0
76	Andre Smith	T	6-4	330	1/25/87	12	Alabama	FA '19	6	5	2	2
77	Bradley Bozeman	G/C	6-3	317	11/24/94	2	Alabama	D6c '18	16	16	0	0
78	Orlando Brown Jr.	T	6-8	355	5/2/96	2	Oklahoma	D3a '18	16	16	0	0
79	Ronnie Stanley	T	6-6	315	3/18/94	4	Notre Dame	D1 '16	14	14	0	2
80	Miles Boykin	WR	6-4	220	10/12/96	R	Notre Dame	D3b '19	16	11	0	0
81	Hayden Hurst	TE	6-4	260	8/24/93	2	South Carolina	D1a '18	16	4	0	0
83	Willie Snead IV	WR/RS	5-11	200	10/17/92	5	Ball State	RFA (NO) '18	16	11	0	0
86	Nick Boyle	TE	6-4	270	2/17/93	5	Delaware	D5a '15	16	15	0	0
89	Mark Andrews	TE	6-5	256	9/6/95	2	Oklahoma	D3b '18	15	4	0	1
93	Chris Wormley	DE	6-5	300	10/25/93	3	Michigan	D3a '17	16	7	0	0
96	Domata Peko Sr.	DT	6-3	325	11/27/84	14	Michigan State	FA '19	7	3	0	0
97	Michael Pierce	DT	6-0	345	11/6/92	4	Samford	FA '16	14	14	0	2
98	Brandon Williams	DT	6-1	336	2/21/89	7	Missouri Southern St.	D3 '13	14	14	0	2
99	Matthew Judon	OLB	6-3	261	8/15/92	4	Grand Valley State	D5 '16	16	16	0	0
Practice Squad												
14	Sean Modster	WR	5-11	183	11/13/95	R	Boise State	FA '19	0	0	0	0
30	Christopher Ezeala (IPP)	FB	5-11	248	9/19/95	1	German FB League	IPP '18	0	0	0	0
33	Paul Perkins	RB	5-11	213	11/16/94	3	UCLA	FA '19	4	0	0	2
38	Terrell Bonds	CB	5-8	182	7/22/96	R	Tennessee State	FA '19	0	0	0	0
47	Byron Marshall	RB	5-9	225	2/13/94	3	Oregon	FA '19	0	0	0	0
51	Aaron Adeoye	OLB	6-6	250	8/26/93	R	Southeast Missouri St.	FA '19	0	0	0	0
59	Mike Onuoha	OLB	6-5	255	6/29/93	R	Texas A&M Commerce	FA '19	0	0	0	0
61	R.J. Prince	G	6-6	320	4/19/95	1	North Carolina	FA '19	0	0	0	0
66	Will Holden	G	6-7	312	9/14/93	3	Vanderbilt	FA '19	0	0	0	0
85	Charles Scarff	TE	6-5	249	5/3/96	R	Delaware	FA '19	0	0	0	0
92	Ufomba Kamalu	DE	6-6	295	11/2/92	3	Miami (FL)	FA '19	0	0	0	2
Reserve/Injured												
23	Tony Jefferson	S	5-11	211	1/27/92	7	Oklahoma	UFA (ARI) '17	5	5	0	0
25	Tavon Young	CB	5-9	185	3/14/94	4	Temple	D4a '16	0	0	0	0
32	DeShon Elliott	S	6-1	210	4/21/97	2	Texas	D6a '18	6	0	0	0
40	Denzel Rice (PS)	DB	6-0	185	3/31/93	4	Coastal Carolina	FA '19	0	0	0	0
50	Otaro Alaka	ILB	6-3	239	5/18/96	R	Texas A&M	FA '19	0	0	0	3
60	Randin Crecelius	G/T	6-5	300	8/5/96	1	Portland State	FA '18	0	0	0	0
62	Marcus Applefield (PS)	T	6-5	308	12/15/95	R	Virginia	FA '19	0	0	0	0
68	Matt Skura	C/G	6-3	313	2/17/93	3	Duke	FA '16	11	11	0	0
70	Parker Ehinger	G	6-6	310	12/30/92	2	Cincinnati	FA '19	2	1	2	1
84	Antoine Wesley (PS)	WR	6-4	206	10/22/97	R	Texas Tech	FA '19	0	0	0	0
90	Pernell McPhee	OLB	6-3	269	12/17/88	9	Mississippi State	UFA (WAS) '19	7	7	0	0
94	Daylon Mack	DT	6-1	340	2/23/97	R	Texas A&M	D5 '19	1	0	0	8
n/a	Fish Smithson	DB	5-11	196	3/18/94	1	Kansas	FA '19	0	0	0	0

POSITIONAL ROSTER

2019 Final

QUARTERBACKS

3	Robert Griffin III	QB
7	Trace McSorley	QB
8	Lamar Jackson	QB

WIDE RECEIVERS

10	Chris Moore	WR/RS
11	Seth Roberts	WR
12	Jaleel Scott	WR
15	Marquise Brown	WR
16	De'Anthony Thomas	WR/RS
80	Miles Boykin	WR
83	Willie Snead IV	WR/RS

RUNNING BACKS

21	Mark Ingram II	RB
35	Gus Edwards	RB
42	Patrick Ricard	FB/DL
43	Justice Hill	RB

TIGHT ENDS

81	Hayden Hurst	TE
86	Nick Boyle	TE
89	Mark Andrews	TE

OFFENSIVE LINE

63	Hroniss Grasu	C
65	Patrick Mekari	C/G
72	Ben Powers	G
73	Marshal Yanda	G/T
74	James Hurst	G/T
76	Andre Smith	T
77	Bradley Bozeman	G/C
78	Orlando Brown Jr.	T
79	Ronnie Stanley	T

SECONDARY

22	Jimmy Smith	CB
24	Marcus Peters	CB
28	Jordan Richards	DB
29	Earl Thomas III	S
31	Brynden Trawick	S
34	Anthony Averett	CB
36	Chuck Clark	S
37	Iman Marshall	CB
39	Brandon Carr	CB
41	Anthony Levine Sr.	DB/LB
44	Marlon Humphrey	CB

LINEBACKERS

45	Jaylon Ferguson	OLB
48	Patrick Onwuasor	ILB
49	Chris Board	ILB
54	Tyus Bowser	OLB
57	Josh Byner	ILB
58	L.J. Fort	ILB
99	Matthew Judon	OLB

DEFENSIVE LINE

42	Patrick Ricard	FB/DL
53	Jihad Ward	DT
71	Justin Ellis	DT
93	Chris Wormley	DE
96	Domata Peko Sr.	DT
97	Michael Pierce	DT
98	Brandon Williams	DT

SPECIALISTS

4	Sam Koch	P
9	Justin Tucker	K
46	Morgan Cox	LS

PRACTICE SQUAD

14	Sean Modster	WR
30	Christopher Ezeala (IPP)	FB
33	Paul Perkins	RB
38	Terrell Bonds	CB
47	Byron Marshall	RB
51	Aaron Adeoye	OLB
59	Mike Onuoha	OLB
61	R.J. Prince	G
66	Will Holden	G
85	Charles Scarff	TE
92	Ufomba Kamalu	DE

RESERVE/INJURED

23	Tony Jefferson	S
25	Tavon Young	CB
32	DeShon Elliott	S
40	Denzel Rice (PS)	DB
50	Otaro Alaka	ILB
60	Randin Crecelius	G/T
62	Marcus Applefield (PS)	T
68	Matt Skura	C/G
70	Parker Ehinger	G
84	Antoine Wesley (PS)	WR
90	Pernell McPhee	OLB
94	Daylon Mack	DT
n/a	Fish Smithson	DB

2019 COACHING STAFF

John Harbaugh	Head Coach
Don Martindale	Defensive Coordinator
Greg Roman	Offensive Coordinator
David Culley	Asst. Head Coach/Pass Coord./WRs
Richard Angulo	Assistant Offensive Line Coach
Andy Bischoff	Assistant Tight Ends Coach
Randy Brown	Assistant Special Teams Coach
Joe Cullen	Defensive Line Coach
Joe D'Alessandris	Offensive Line Coach
Bobby Engram	Tight Ends Coach
Chris Hewitt	Defensive Backs Coach

Chris Horton	Special Teams Coach
Sterling Lucas	Defensive Assistant/Linebackers
Mike Macdonald	Linebackers Coach
Jesse Minter	Assistant Defensive Backs Coach
Steve Saunders	Head Strength & Conditioning Coach
James Urban	Quarterbacks Coach
Craig Ver Steeg	Senior Assistant/Running Backs
Anthony Watson	Asst. Strength & Conditioning Coach
Matt Weiss	Running Backs Coach
T.J. Weist	Assistant Special Teams Coach
Drew Wilkins	Assistant Defensive Line & OLBs

DEPTH CHART

2019 Final: Compiled by Ravens PR staff.

OFFENSE

WR	<u>15</u> <u>Marquise Brown</u>	- or -	83 Willie Snead IV	10 Chris Moore	16 De'Anthony Thomas
WR	<u>80</u> <u>Miles Boykin</u>		11 Seth Roberts	12 Jaleel Scott	
LT	79 Ronnie Stanley		74 James Hurst	76 Andre Smith	
LG	77 Bradley Bozeman		<u>65</u> <u>Patrick Mekari</u>	<u>72</u> <u>Ben Powers</u>	
C	<u>65</u> <u>Patrick Mekari</u>		77 Bradley Bozeman	63 Hroniss Grasu	
RG	73 Marshal Yanda		74 James Hurst	<u>72</u> <u>Ben Powers</u>	
RT	78 Orlando Brown Jr.		74 James Hurst	76 Andre Smith	
TE	86 Nick Boyle		89 Mark Andrews	81 Hayden Hurst	
QB	8 Lamar Jackson		3 Robert Griffin III	<u>7</u> <u>Trace McSorley</u>	
FB	42 Patrick Ricard				
RB	21 Mark Ingram II		35 Gus Edwards	<u>43</u> <u>Justice Hill</u>	

DEFENSE

DT	98 Brandon Williams		71 Justin Ellis		
NT	97 Michael Pierce		96 Domata Peko Sr.		
DE	93 Chris Wormley		42 Patrick Ricard		
RUSH	<u>45</u> <u>Jaylon Ferguson</u>		53 Jihad Ward		
MLB	57 Josh Byner		49 Chris Board		
WLB	58 L.J. Fort		48 Patrick Onwuasor		
SAM	99 Matthew Judon		54 Tyus Bowser		
LCB	44 Marlon Humphrey		24 Marcus Peters	34 Anthony Averett	
SS	36 Chuck Clark		41 Anthony Levine Sr.		
FS	29 Earl Thomas III		31 Brynden Trawick	28 Jordan Richards	
RCB	39 Brandon Carr		22 Jimmy Smith	<u>37</u> <u>Iman Marshall</u>	

SPECIAL TEAMS

P	4 Sam Koch				
K	9 Justin Tucker				
H	4 Sam Koch				
LS	46 Morgan Cox				
KOR	16 De'Anthony Thomas	- or -	10 Chris Moore	<u>43</u> <u>Justice Hill</u>	
PR	16 De'Anthony Thomas		83 Willie Snead IV	<u>15</u> <u>Marquise Brown</u>	

All Rookies Underlined * Missed Last Game w/ Injury

PRONUNCIATIONS

PLAYERS: Aaron Adeoye (uh-DAY-oh-yay); Parker Ehinger (EN-gur); Chris Ezeala (eh-ZAH-lah); Hroniss Grasu (huh-ROW-niss, grass-UU); Matthew Judon (joo-DON); Ufomba Kamalu (oh-FOM-ba, ka-MA-lu); Sam Koch (Cook); Anthony Levine Sr. (luh-VEEN); Patrick Mekari (muh-CARE-ee); Patrick Onwuasor (oh-WAH-so); Domata Peko (DOE-mah-tah, PECK-o); Matt Skura (SKUR-uh); Jihad Ward (JUH-hahd); Antoine Wesley (AN-twon); Marshal Yanda (YAWN-da)
COACHES: Richard Angulo (an-GOO-low); Andy Bischoff (BISH-off); Joe D'Alessandris (dell-ah-SAN-dress); Craig Ver Steeg (ver-STEGG); T.J. Weist (WEEST)

HOW 2019 RAVENS WERE BUILT

BY YEAR SIGNED

YEAR	PLAYER	ACQ.
2006	P Sam Koch	D6a
2007	G/T Marshal Yanda	D3b
2010	LS Morgan Cox	RFA
2011	CB Jimmy Smith	D1
2012	DB/LB Anthony Levine Sr. K Justin Tucker	FA RFA
2013	DT Brandon Williams	D3
2014	G/T James Hurst	RFA
2015	TE Nick Boyle	D5a
2016	OLB Matthew Judon WR/RS Chris Moore ILB Patrick Onwuasor DT Michael Pierce C/G Matt Skura [Injured Reserve] T Ronnie Stanley CB Tavon Young [Injured Reserve]	D5 D4b RFA RFA FA D1 D4a
2017	OLB Tyus Bowser CB Brandon Carr S Chuck Clark CB Marlon Humphrey S Tony Jefferson [Injured Reserve] FB/DL Patrick Ricard DE Chris Wormley	D2 UFA (Dal.) D6 D1 UFA (Ari.) RFA D3a
2018	TE Mark Andrews CB Anthony Averett ILB Chris Board G/C Bradley Bozeman T Orlando Brown Jr. G/T Randin Crecelius [Injured Reserve] RB Gus Edwards S DeShon Elliott [Injured Reserve] QB Robert Griffin III TE Hayden Hurst QB Lamar Jackson WR Jaleel Scott	D3b D4a RFA D6c D3a RFA RFA D6a FA D1a D1b D4c
2019	WR Willie Snead IV ILB Otaru Alaka [Injured Reserve] WR Miles Boykin WR Marquise Brown ILB Josh Bynes G Parker Ehinger [Injured Reserve] DT Justin Ellis OLB Jalyon Ferguson ILB L.J. Fort C Hroniss Grasu RB Justice Hill RB Mark Ingram II DT Daylon Mack [Injured Reserve] CB Iman Marshall OLB Pernell McPhee [Injured Reserve] QB Trace McSorley C/G Patrick Mekari DT Domata Peko Sr. CB Marcus Peters G Ben Powers DB Jordan Richards WR Seth Roberts T Andre Smith DB Fish Smithson [Injured Reserve] WR/RS De'Anthony Thomas S Earl Thomas III S Brynden Trawick DT Jihad Ward	Rest. FA (NO) RFA D3b D1 FA FA FA WAV (Ten.) D4a UFA (NO) D5 D4c UFA (Was.) D6 RFA FA TR (LAR) D4b FA FA FA FA UFA (Sea.) FA FA

BY DRAFT ROUND

1st ROUND (11)	TEAM	YEAR
T Andre Smith	Cincinnati	2009 (6th)
S Earl Thomas III	Seattle	2010 (14th)
CB Jimmy Smith	Baltimore	2011 (27th)
RB Mark Ingram II	New Orleans	2011 (28th)
QB Robert Griffin III	Washington	2012 (2nd)
CB Marcus Peters	Kansas City	2015 (18th)
T Ronnie Stanley	Baltimore	2016 (6th)
CB Marlon Humphrey	Baltimore	2017 (16th)
TE Hayden Hurst	Baltimore	2018 (25th)
QB Lamar Jackson	Baltimore	2018 (32nd)
WR Marquise Brown	Baltimore	2019 (25th)
2nd ROUND (3)		
DB Jordan Richards	New England	2015
DT Jihad Ward	Oakland	2016
OLB Tyus Bowser	Baltimore	2017
3rd ROUND (8)		
G/T Marshal Yanda	Baltimore	2007
C Hroniss Grasu	Chicago	2013
DT Brandon Williams	Baltimore	2013
DE Chris Wormley	Baltimore	2017
TE Mark Andrews	Baltimore	2018
T Orlando Brown Jr.	Baltimore	2018
OLB Jalyon Ferguson	Baltimore	2019
WR Miles Boykin	Baltimore	2019
4th ROUND (11)		
DT Domata Peko Sr.	Cincinnati	2006
DT Justin Ellis	Oakland	2014
WR/RS De'Anthony Thomas	Kansas City	2014
G Parker Ehinger [Injured Reserve]	Kansas City	2016
WR/RS Chris Moore	Baltimore	2016
CB Tavon Young [Injured Reserve]	Baltimore	2016
CB Anthony Averett	Baltimore	2018
WR Jaleel Scott	Baltimore	2018
RB Justice Hill	Baltimore	2019
G Ben Powers	Baltimore	2019
CB Iman Marshall	Baltimore	2019
5th ROUND (5)		
CB Brandon Carr	Kansas City	2008
OLB Pernell McPhee [Injured Reserve]	Baltimore	2011
TE Nick Boyle	Baltimore	2015
OLB Matthew Judon	Baltimore	2016
DT Daylon Mack [Injured Reserve]	Baltimore	2019
6th ROUND (5)		
P Sam Koch	Baltimore	2006
S Chuck Clark	Baltimore	2017
G/C Bradley Bozeman	Baltimore	2018
S DeShon Elliott [Injured Reserve]	Baltimore	2018
QB Trace McSorley	Baltimore	2019
7th ROUND (0)		
n/a	n/a	n/a
UNDRAFTED (20)		
LS Morgan Cox	Baltimore	2010
DB/LB Anthony Levine Sr.	Green Bay	2010
ILB Josh Bynes	Baltimore	2011
ILB L.J. Fort	Cleveland	2012
K Justin Tucker	Baltimore	2012
S Tony Jefferson [Injured Reserve]	Arizona	2013
S Brynden Trawick	Baltimore	2013
G/T James Hurst	Baltimore	2014
WR Seth Roberts	Oakland	2014
WR Willie Snead IV	Cleveland	2014
ILB Patrick Onwuasor	Baltimore	2016
DT Michael Pierce	Baltimore	2016
C/G Matt Skura [Injured Reserve]	Baltimore	2016
FB/DL Patrick Ricard	Baltimore	2017
DB Fish Smithson [Injured Reserve]	Washington	2017
ILB Chris Board	Baltimore	2018
G/T Randin Crecelius [Injured Reserve]	Baltimore	2018
RB Gus Edwards	Baltimore	2018
ILB Otaru Alaka [Injured Reserve]	Baltimore	2019
C/G Patrick Mekari	Baltimore	2019

GAME-BY-GAME STARTERS

OFFENSE

GAME	WR	LT	LG	C	RG	RT	TE	WR	QB	RB	FB	OTHER
Sept. 8 at Miami	M. Brown	Stanley	Bozeman	Skura	Yanda	O. Brown	Boyle	Boykin	Jackson	Ingram II	Ricard	n/a
Sept. 15 vs. Arizona	M. Brown	Stanley	Bozeman	Skura	Yanda	O. Brown	Boyle	Boykin	Jackson	Ingram II	n/a	Snead IV (WR)
Sept. 22 at Kansas City	M. Brown	Stanley	Bozeman	Skura	Yanda	O. Brown	H. Hurst	Boykin	Jackson	Ingram II	n/a	Snead IV (WR)
Sept. 29 vs. Cleveland	M. Brown	Stanley	Bozeman	Skura	Yanda	O. Brown	Boyle	Boykin	Jackson	Ingram II	n/a	Snead IV (WR)
Oct. 6 at Pittsburgh	Snead IV	Stanley	Bozeman	Skura	Yanda	O. Brown	Boyle	Boykin	Jackson	Ingram II	n/a	Andrews (TE)
Oct. 13 vs. Cincinnati	Moore	Stanley	Bozeman	Skura	Yanda	O. Brown	Boyle	Boykin	Jackson	Ingram II	Ricard	n/a
Oct. 20 at Seattle	Snead IV	Stanley	Bozeman	Skura	Yanda	O. Brown	Boyle	n/a	Jackson	Ingram II	Andrews (TE)	H. Hurst (TE)
Nov. 3 vs. New England	Snead IV	Stanley	Bozeman	Skura	Yanda	O. Brown	Boyle	Boykin	Jackson	Ingram II	n/a	M. Brown (WR)
Nov. 10 at Cincinnati	M. Brown	Stanley	Bozeman	Skura	Yanda	O. Brown	Boyle	n/a	Jackson	Ingram II	Andrews (TE)	H. Hurst (TE)
Nov. 17 vs. Houston	Snead IV	Stanley	Bozeman	Skura	Yanda	O. Brown	Boyle	Boykin	Jackson	Ingram II	Ricard	n/a
Nov. 25 at LA Rams	M. Brown	Stanley	Bozeman	Skura	Yanda	O. Brown	Boyle	Boykin	Jackson	Ingram II	Ricard	n/a
Dec. 1 vs. San Francisco	M. Brown	Stanley	Bozeman	Mekari	Yanda	O. Brown	Boyle	Snead IV	Jackson	Ingram II	Ricard	n/a
Dec. 8 at Buffalo	n/a	Stanley	Bozeman	Mekari	Yanda	O. Brown	Boyle	Boykin	Jackson	Ingram II	Ricard	Andrews (TE)
Dec. 12 vs. NY Jets	M. Brown	J. Hurst	Bozeman	Mekari	Yanda	O. Brown	Boyle	Snead IV	Jackson	Ingram II	n/a	H. Hurst (TE)
Dec. 22 at Cleveland	M. Brown	Stanley	Bozeman	Mekari	Yanda	O. Brown	Boyle	Snead IV	Jackson	Ingram II	Ricard	n/a
Dec. 29 vs. Pittsburgh	M. Brown	J. Hurst	Bozeman	Mekari	Ehinger	O. Brown	Boyle	Boykin	Griffin III	Edwards	n/a	Snead IV (WR)
Jan. 11 vs. Ten. (Div.)	M. Brown	Stanley	Bozeman	Mekari	Yanda	O. Brown	Boyle	Snead IV	Jackson	Ingram II	n/a	H. Hurst (TE)

DEFENSE

GAME	NT	DE	DT	SAM	MIKE	WILL	RUSH	RCB	LCB	SS	FS	OTHER
Sept. 8 at Miami	Pierce	Wormley	Williams	Judon	Onwuasor	K. Young	McPhee	Smith	Carr	Jefferson	Thomas III	n/a
Sept. 15 vs. Arizona	Pierce	n/a	Williams	Judon	Onwuasor	Jones (DB)	McPhee	Carr	Humphrey	Jefferson	Thomas III	Averett (DB)
Sept. 22 at Kansas City	Pierce	n/a	Williams	Judon	Onwuasor	K. Young	McPhee	Carr	Humphrey	Jefferson	Thomas III	Clark (S)
Sept. 29 vs. Cleveland	Pierce	n/a	Wormley	Judon	Onwuasor	K. Young	McPhee	Carr	Humphrey	Jefferson	Thomas III	Averett (DB)
Oct. 6 at Pittsburgh	Pierce	n/a	Williams	Judon	Bynes	Onwuasor	McPhee	Canady	Humphrey	Jefferson	Thomas III	Carr (DB)
Oct. 13 vs. Cincinnati	Pierce	Wormley	Williams	Judon	Bynes	Fort	McPhee	Carr	Humphrey	Clark	Thomas III	n/a
Oct. 20 at Seattle	Pierce	n/a	Williams	Judon	Bynes	Fort	McPhee	Carr	Humphrey	Clark	Thomas III	Peters (DB)
Nov. 3 vs. New England	Pierce	n/a	Williams	Judon	Fort	J. Smith (DB)	Ferguson	Carr	Humphrey	Clark	Thomas III	Peters (DB)
Nov. 10 at Cincinnati	Pierce	Wormley	Williams	Judon	Bynes	n/a	Ferguson	Smith	Humphrey	Thomas III	Carr	Clark (DB)
Nov. 17 vs. Houston	Peko	n/a	Williams	Judon	Bynes	Fort	Ferguson	Peters	Humphrey	Thomas III	Carr	Clark (DB)
Nov. 25 at LA Rams	Peko	n/a	Williams	Judon	Bynes	Onwuasor	Ferguson	Carr	Peters	Clark	Thomas III	Humphrey (DB)
Dec. 1 vs. San Francisco	Pierce	Wormley	Williams	Judon	Fort	n/a	Ferguson	Peters	Humphrey	Thomas III	Carr	Clark (DB)
Dec. 8 at Buffalo	Pierce	n/a	Williams	Judon	Fort	Clark (DB)	Ferguson	Smith	Humphrey	Thomas III	Carr	Peters (DB)
Dec. 12 vs. NY Jets	Pierce	Wormley	Williams	Judon	Fort	Clark (DB)	Ferguson	Peters	Humphrey	Thomas III	Carr	n/a
Dec. 22 at Cleveland	Pierce	n/a	Williams	Judon	Fort	Clark (DB)	Ferguson	Peters	Humphrey	Thomas III	Carr	J. Smith (DB)
Dec. 29 vs. Pittsburgh	Pierce	Wormley	Peko	Judon	Bynes	n/a	Ferguson	Averett	Peters	Clark	Carr	Humphrey (DB)
Jan. 11 vs. Ten. (Div.)	Pierce	Wormley	Williams	Judon	Fort	n/a	Ferguson	Peters	Humphrey	Thomas III	Carr	Clark (DB)

Bold denotes first NFL start

PARTICIPATION CHART

Player	REGULAR SEASON																TOTALS				
	9/8 @ Mia.	9/15 vs. Ari.	9/22 @ KC	9/29 vs. Cle.	10/6 @ Pit.	10/13 vs. Cin.	10/20 @ Sea.	11/3 vs. NE	11/10 @ Cin.	11/17 vs. Hou.	11/25 @ LAR	12/1 vs. SF	12/8 @ Buf.	12/12 vs. NYJ	12/22 @ Cle.	12/29 vs. Pit.	AFC Divisional 1/1 vs. Ten.	GAMES PLAYED	GAMES STARTED	DID NOT PLAY	INACTIVE
Adeoye, Aaron	PS	PS	PS	PS	PS	PS	PS	PS	PS	PS	PS	PS	PS	PS	PS	PS	PS	0	0	0	0
Alaka, Otaro	INA	INA	INA	IR	IR	IR	IR	IR	IR	IR	IR	IR	IR	IR	IR	IR	IR	0	0	0	3
Andrews, Mark	X	X	X	X	TE	X	TE	X	TE	X	X	TE	X	X	INA	X	INA	15	4	0	1
Applefield, Marcus	NOR	NOR	NOR	NOR	NOR	NOR	NOR	NOR	NOR	NOR	NOR	NOR	NOR	NOR	NOR	NOR	NOR	0	0	0	0
Averett, Anthony	X	CB	X	DB	INA	INA	X	X	X	INA	INA	INA	INA	INA	RCB	INA	INA	9	3	0	7
Bethel, Justin	X	X	X	X	X	X	X	X	NOR	NOR	NOR	NOR	NOR	NOR	NOR	NOR	NOR	7	0	0	0
Board, Chris	X	X	X	X	X	X	X	X	X	X	X	X	X	INA	X	X	X	15	0	0	1
Bonds, Terrell	NOR	PS	PS	PS	PS	PS	PS	PS	PS	PS	PS	PS	PS	PS	PS	PS	PS	0	0	0	0
Bowser, Tyus	X	X	X	X	X	X	X	X	X	X	X	X	X	X	X	X	X	16	0	0	0
Boykin, Miles	WR	WR	WR	WR	WR	WR	WR	WR	X	WR	WR	X	WR	X	X	WR	X	16	11	0	0
Boyle, Nick	TE	TE	X	TE	TE	TE	TE	TE	TE	TE	TE	TE	TE	TE	TE	TE	TE	16	15	0	0
Bozeman, Bradley	LG	LG	LG	LG	LG	LG	LG	LG	LG	LG	LG	LG	LG	LG	LG	LG	LG	16	16	0	0
Brown, Marquise	WR	WR	WR	WR	X	INA	INA	WR	X	WR	WR	X	WR	WR	WR	WR	WR	14	11	0	2
Brown Jr., Orlando	RT	RT	RT	RT	RT	RT	RT	RT	RT	RT	RT	RT	RT	RT	RT	RT	RT	16	16	0	0
Bynes, Josh	NOR	NOR	NOR	NOR	MLB	WLB	MLB	X	MLB	MLB	X	X	X	X	MLB	X	INA	12	7	0	0
Canady, Maurice	PS	X	X	X	RCB	X	INA	INA	NOR	NOR	NOR	NOR	NOR	NOR	NOR	NOR	NOR	5	1	0	2
Carr, Brandon	LCB	RCB	RCB	RCB	CB	RCB	RCB	RCB	FS	RCB	FS	FS	FS	FS	RCB	FS	FS	16	16	0	0
Clark, Chuck	X	X	S	X	X	SS	SS	SS	DB	DB	SS	DB	DB	DB	FS	SS	DB	16	12	0	0
Coley, Trevon	PS	PS	PS	PS	NOR	NOR	NOR	NOR	NOR	NOR	NOR	NOR	NOR	NOR	NOR	NOR	NOR	0	0	0	0
Cox, Morgan	X	X	X	X	X	X	X	X	X	X	X	X	X	X	X	X	X	16	0	0	0
Creclius, Randin	IR	IR	IR	IR	IR	IR	IR	IR	IR	IR	IR	IR	IR	IR	IR	IR	IR	0	0	0	0
Edwards, Gus	X	X	X	X	X	X	X	X	X	X	X	X	X	X	X	RB	X	16	1	0	0
Ehinger, Parker	NOR	NOR	PS	PS	PS	PS	PS	PS	PS	PS	DNP	DNP	X	INA	RG	IR	IR	2	1	2	1
Elliott, DeShon	X	X	X	X	X	X	X	IR	IR	IR	IR	IR	IR	IR	IR	IR	IR	6	0	0	0
Ellis, Justin	NOR	NOR	NOR	NOR	NOR	NOR	NOR	NOR	NOR	X	X	INA	INA	INA	X	X	PS	4	0	0	3
Ezeala, Christopher	PS	PS	PS	PS	PS	PS	PS	PS	PS	PS	PS	PS	PS	PS	PS	PS	PS	0	0	0	0
Ferguson, Jaylon	INA	INA	X	X	X	X	X	RUSH	RUSH	RUSH	RUSH	RUSH	RUSH	RUSH	RUSH	RUSH	RUSH	14	9	0	2
Fort, L.J.	NOR	NOR	NOR	NOR	X	MLB	WLB	MLB	X	WLB	X	MLB	MLB	MLB	WLB	X	WLB	12	8	0	0
Grasu, Hroniss	NOR	NOR	NOR	NOR	NOR	NOR	NOR	NOR	NOR	NOR	INA	DNP	DNP	X	DNP	X	DNP	1	0	2	1
Griffin III, Robert	X	DNP	DNP	DNP	DNP	DNP	DNP	DNP	X	X	DNP	X	X	DNP	QB	DNP	QB	7	1	9	0
Harris, Demone	NOR	NOR	NOR	NOR	NOR	NOR	NOR	PS	PS	NOR	NOR	NOR	NOR	NOR	NOR	NOR	NOR	0	0	0	0
Herdman, Cole	NOR	NOR	PS	PS	PS	NOR	NOR	NOR	NOR	NOR	NOR	NOR	NOR	NOR	NOR	NOR	NOR	0	0	0	0
Hill, Justice	X	X	X	X	X	X	X	X	X	X	X	X	X	X	X	X	X	16	0	0	0
Holden, Will	NOR	NOR	NOR	NOR	NOR	NOR	NOR	NOR	NOR	NOR	NOR	NOR	PS	PS	PS	PS	PS	0	0	0	0
Howard, A.J.	NOR	NOR	NOR	NOR	NOR	PS	NOR	NOR	NOR	NOR	NOR	NOR	NOR	NOR	NOR	NOR	NOR	0	0	0	0
Humphrey, Marlon	X	LCB	LCB	LCB	LCB	LCB	LCB	LCB	LCB	LCB	DB	LCB	LCB	LCB	LCB	DB	LCB	16	15	0	0
Hurst, Hayden	X	X	TE	X	X	X	TE	X	TE	X	X	X	TE	X	X	TE	X	16	4	0	0
Hurst, James	X	X	X	X	X	X	X	X	X	X	X	X	X	X	X	LT	X	16	2	0	0
Ingram II, Mark	RB	RB	RB	RB	RB	RB	RB	RB	RB	RB	RB	RB	RB	RB	RB	INA	RB	15	15	0	1
Jackson, Bennett	NOR	NOR	NOR	NOR	NOR	NOR	NOR	X	X	X	INA	INA	NOR	NOR	NOR	NOR	NOR	4	0	0	2
Jackson, Lamar	QB	QB	QB	QB	QB	QB	QB	QB	QB	QB	QB	QB	QB	QB	INA	QB	INA	15	15	0	1
Jefferson, Tony	SS	SS	SS	SS	SS	IR	IR	IR	IR	IR	IR	IR	IR	IR	IR	IR	IR	5	5	0	0
Jones, Alvin	IR	NOR	NOR	NOR	NOR	NOR	NOR	NOR	NOR	NOR	NOR	NOR	NOR	NOR	NOR	NOR	NOR	0	0	0	0
Jones, Cyrus	X	CB	X	X	X	X	X	X	INA	NOR	NOR	NOR	NOR	NOR	NOR	NOR	NOR	8	1	0	1
Judon, Matthew	SLB	SAM	SAM	SAM	SAM	SAM	SAM	SAM	SAM	SAM	SAM	SAM	SAM	SAM	SAM	SAM	SAM	16	16	0	0
Kamalu, Ufomba	NOR	NOR	NOR	NOR	NOR	NOR	NOR	INA	INA	PS	PS	PS	PS	PS	PS	PS	PS	0	0	0	2
Koch, Sam	X	X	X	X	X	X	X	X	X	X	X	X	X	X	X	X	X	16	0	0	0
Ledbetter, Jeremiah	NOR	NOR	NOR	NOR	PS	PS	PS	NOR	NOR	NOR	NOR	NOR	NOR	NOR	NOR	NOR	NOR	0	0	0	0
Levine Sr., Anthony	X	X	X	X	X	X	X	X	X	X	X	X	X	X	X	X	X	16	0	0	0
Mack, Daylon	INA	INA	INA	X	INA	INA	INA	INA	INA	IR	IR	IR	IR	IR	IR	IR	IR	1	0	0	8
Marshall, Byron	NOR	NOR	NOR	NOR	NOR	NOR	NOR	NOR	NOR	PS	PS	PS	PS	PS	PS	PS	PS	0	0	0	0
Marshall, Iman	IR	IR	IR	IR	IR	IR	IR	IR	IR	INA	X	INA	INA	X	INA	X	INA	3	0	0	4
McPhee, Pernell	RUSH	DE	RUSH	RUSH	RUSH	RUSH	RUSH	IR	IR	IR	IR	IR	IR	IR	IR	IR	IR	7	7	0	0
McSorley, Trace	INA	INA	INA	INA	INA	X	X	INA	INA	INA	INA	INA	INA	INA	INA	X	INA	1	0	0	15
Mekari, Patrick	X	DNP	X	DNP	X	DNP	DNP	DNP	X	X	C	C	C	C	C	C	C	11	5	5	0
Modster, Sean	PS	NOR	NOR	NOR	NOR	PS	PS	PS	NOR	NOR	NOR	NOR	NOR	NOR	NOR	PS	PS	0	0	0	0
Moore, Chris	X	X	X	X	X	WR	X	X	INA	INA	X	X	X	X	X	X	X	14	1	0	2
Onuoha, Mike	NOR	NOR	NOR	NOR	NOR	NOR	NOR	NOR	PS	PS	PS	PS	PS	PS	PS	PS	PS	0	0	0	0
Onwuasor, Patrick	MLB	MLB	MLB	MLB	WLB	INA	INA	X	X	X	WLB	X	X	X	X	X	X	14	6	0	2
Payne, Donald	PS	NOR	NOR	NOR	NOR	NOR	NOR	NOR	NOR	NOR	NOR	NOR	NOR	NOR	NOR	NOR	NOR	0	0	0	0
Peko Sr., Domata	NOR	NOR	NOR	NOR	NOR	NOR	NOR	NOR	NOR	NT	NT	X	X	X	X	DT	X	7	3	0	0
Perkins, Paul	NOR	NOR	NOR	NOR	NOR	NOR	NOR	NOR	NOR	NOR	NOR	NOR	NOR	NOR	NOR	NOR	PS	0	0	0	0
Peters, Marcus	NOR	NOR	NOR	NOR	NOR	NOR	NOR	CB	CB	X	RCB	RCB	RCB	DB	RCB	DB	LCB	10	9	0	0
Pierce, Michael	NT	NT	NT	NT	NT	NT	NT	NT	NT	INA	INA	NT	NT	NT	NT	NT	NT	14	14	0	2
Powers, Ben	INA	INA	INA	INA	INA	INA	INA	INA	INA	INA	INA	INA	INA	INA	INA	X	INA	1	0	0	15
Prince, R.J.	PS	PS	PS	PS	PS	PS	PS	PS	PS	PS	PS	PS	PS	PS	PS	PS	PS	0	0	0	0
Ricard, Patrick	FB	X	X	X	X	FB	X	X	X	FB	FB	FB	FB	X	FB	X	X	16	7	0	0
Rice, Denzel	NOR	NOR	NOR	NOR	NOR	NOR	PS	IR	IR	IR	IR	IR	IR	IR	IR	IR	IR	0	0	0	0
Richards, Jordan	NOR	NOR	NOR	NOR	NOR	NOR	NOR	X	X	X	X	X	X	X	X	X	X	9	0	0	0
Roberts, Seth	X	X	X	X	X	X	X	X	X	X	X	X	X	X	X	X	X	16	0	0	0
Scarf, Charles	PS	PS	PS	PS	PS	PS	PS	PS	PS	PS	PS	PS	PS	PS	PS	PS	PS	0	0	0	0
Scott, Jaleel	INA	INA	INA	INA	INA	X	X	INA	INA	INA	INA	INA	INA	INA	INA	X	INA	3	0	0	13
Senat, Greg	INA	NOR	NOR	NOR	NOR	NOR	NOR	NOR	NOR	NOR	NOR	NOR	NOR	NOR	NOR	NOR	NOR	0	0	0	1
Sieler, Zach	PS	PS	PS	PS	X	X	X	INA	X	INA	INA	INA	NOR	NOR	NOR	NOR	NOR	4	0	0	4
Skura, Matt	C	C	C	C	C	C	C	C	C	C	C	C	IR	IR	IR	IR	IR	11	11	0	0
Smith, Andre	NOR	NOR	NOR	NOR	NOR	NOR	NOR	NOR	NOR	NOR	NOR	NOR	NOR	NOR	NOR	NOR	NOR	0	0	0	0
Smith, Jimmy	RCB	INA	INA	INA	INA	INA	INA	CB	RCB	X	X	RCB	X	DB	DNP	X	INA	9	5	1	6
Smithson, Fish	IR	IR	IR	IR	IR	IR	IR	IR	IR	IR	IR	IR	IR	IR	IR	IR	IR	0	0	0	0
Snead IV, Willie	X	WR	WR	WR	WR	X	WR	WR	X	WR	X	WR	X	WR	WR	WR	WR	16	11	0	0
Stanley, Ronnie	LT	LT	LT	LT	LT	LT	LT	LT	LT	LT	LT	LT	LT	INA	LT	INA	LT	14	14	0	2
Thomas, DeAnthony	NOR	NOR	NOR	NOR	NOR	NOR	NOR	NOR	X	X	X	X	X	X	X	X	X	8	0	0	0
Thomas III, Earl	FS	FS	FS	FS	FS	FS	FS	FS	SS	SS	FS	SS	SS	SS	SS	INA	SS	15	15	0	1
Thompson, Mark	NOR	PS	IR	NOR	NOR	NOR	NOR	NOR	NOR	NOR	NOR	NOR	NOR	NOR	NOR	NOR	NOR	0	0	0	0
Trawick, Brynden	X	X	INA	INA	IR	IR	IR	IR	IR	IR	IR	X	X	X	X	X	X	6	0	0	2
Tucker, Justin	X	X	X	X	X	X	X	X	X	X	X	X	X	X	X	X	X	16	0	0	0
Turner, DeLance	PS	PS	PS	PS	PS	PS	PS	PS	NOR	NOR	NOR	NOR	NOR	NOR	NOR	NOR	NOR	0	0	0	0
Wesley, Antoine	PS	PS	PS	PS	PS	PS	PS	PS	PS	PS	PS	PS	PS	PS	PS	PS	PS	0	0	0	0
Williams, Brandon	DT	DT	DT	INA	DT	DT	DT	DT													

2019 TRANSACTIONS

- **Jan: 2:** Signed **LB Ejuan Price** and **LB Matthew Thomas** to Reserve/Future contacts.
- **Jan. 7:** Signed **G Kofi Amichia** to a Reserve/Future contact; Re-signed **T Randin Crecelius**, **DB Robertson Daniel**, **RB Tyler Ervin**, **FB Christopher Ezeala**, **DB Bennett Jackson**, **LB Alvin Jones** and **TE Nick Keizer** to Reserve/Future contracts.
- **Feb. 19:** Signed **CB Tavon Young** to a three-year contract extension.
- **Feb. 25:** Terminated the contract of vested veteran **WR Michael Crabtree**.
- **March 1:** Waived **RB Alex Collins**.
- **March 6:** Terminated the contract of vested veteran **S Eric Weddle**.
- **March 7:** Re-signed **TE Nick Boyle**, who was scheduled to become an unrestricted free agent.
- **March 13:** Traded **QB Joe Flacco** to the **Denver Broncos** in exchange for a 2019 fourth-round draft pick (113th overall).
- **March 15:** Signed unrestricted free agents **RB Mark Ingram II** and **S Earl Thomas III**.
- **March 19:** Signed unrestricted free agent **CB Justin Bethel**; Waived (failed physicals) **LB Bam Bradley** and **CB Jaylen Hill**.
- **March 26:** Re-signed free agent **CB Stanley Jean-Baptiste**.
- **March 28:** Re-signed unrestricted free agent **QB Robert Griffin III**.
- **April 8:** Signed free agent **WR Seth Roberts**.
- **April 15:** Re-signed exclusive rights free agents **RB Gus Edwards**, **G Jermaine Eluemunor**, **C Matt Skura** and **RB De'Lance Turner**; Re-signed restricted free agent **LB Patrick Onwuasor**.
- **April 24:** Signed **K Justin Tucker** to a four-year contract extension and **G Marshal Yanda** to a one-year contract extension.
- **May 1:** Re-signed restricted free agent **DT Michael Pierce**.
- **May 3:** Signed draft choices **RB Justice Hill**, **DT Daylon Mack**, **CB Iman Marshall** and **G Ben Powers**; Signed undrafted rookie free agents **LB Otaro Alaka**, **T Marcus Applefield**, **LB E.J. Ejiya**, **TE Cole Herdman**, **DE Markus Jones**, **T Patrick Mekari**, **DT Kalil Morris**, **WR Sean Modster**, **DE Michael Onuoha**, **TE Matt Orzech**, **TE Charles Scarff**, **WR Jaylen Smith**, **LB Silas Stewart**, **G C.J. Toogood**, **WR Antoine Wesley**, **DT Gerald Willis** and **S Evan Worthington**.
- **May 4:** Signed draft choice **QB Trace McSorley**.
- **May 5:** Waived **G C.J. Toogood** and **S Evan Worthington**.
- **May 6:** Waived **DB Robertson Daniel**; Signed **OLB Aaron Adeoye**, **CB Terrell Bonds** and **T Darrell Williams**.
- **May 13:** Signed free agents **QB Jalan McClendon** and **G Patrick Vahe**.
- **May 14:** Waived **LB Ejuan Price**; Signed free agent **WR Joe Horn Jr.**
- **May 16:** Waived **G Kofi Amichia** and **TE Nick Keizer**; Signed free agent **G R.J. Prince**.
- **May 20:** Waived **QB Jalan McClendon** and **DT Kalil Morris**; Signed free agents **WR Michael Floyd**, **OLB Pernell McPhee** and **OLB Shane Ray**.
- **May 31:** Signed draft choice **OLB Jaylon Ferguson**.
- **June 6:** Signed draft choice **WR Marquise Brown**.
- **July 17:** Signed draft choice **WR Miles Boykin**.
- **July 25:** Waived (NFI) **WR Quincy Adebeyejo**.
- **July 26:** Signed free agent **G Isaiah Williams**.
- **July 29:** Waived **DE Markus Jones**; Signed **QB Joe Callahan**.
- **July 31:** Waived **WR Jordan Lasley**; Signed free agent **LB Nicholas Grigsby**.
- **Aug. 1:** Waived **LB Matthew Thomas**; Signed free agent **S Brynden Trawick**.
- **Aug. 5:** Traded **G Alex Lewis** to the **NY Jets** in exchange for a 2020 conditional draft choice.
- **Aug. 10:** Signed free agent **DT Elijah Qualls**.
- **Aug. 11:** Traded **K/P Kaare Vedvik** to the **Minnesota Vikings** in exchange for an undisclosed 2020 draft pick.
- **Aug. 12:** Signed rookie free agent **P Sean Smith**.
- **Aug. 15:** Waived **DT Elijah Qualls**.
- **Aug. 16:** Waived **P Sean Smith**; Signed **LB Donald Payne**.
- **Aug. 17:** Signed free agent **K Cameron Nizialek**; Waived (injury settlement) **OLB Mike Onuoha**.
- **Aug. 23:** Signed free agent **LB Paul WorriLOW**.
- **Aug. 24:** Waived **LB Nicholas Grigsby**; Terminated the contract of vested veteran **LB Paul WorriLOW**.
- **Aug. 25:** Signed free agent **K Elliott Fry**.
- **Aug. 27:** Signed free agent **DB Fish Smithson**.
- **Aug. 28:** Traded **G/T Jermaine Eluemunor** to **New England** in exchange for an undisclosed draft pick.
- **Aug. 30:** Waived **QB Joe Callahan**, **K Elliott Fry**, **WR Joe Horn Jr.**, **LS Matthew Orzech**, **WR Jaylen Smith**, **LB Silas Stewart**, **G Patrick Vahe**, **T Darrell Williams** and **G Isaiah Williams**; Terminated the contracts of vested veterans **WR Michael Floyd** and **OLB Shane Ray**.
- **Aug. 31:** Waived **OLB Aaron Adeoye**, **T Marcus Applefield**, **CB Terrell Bonds**, **CB Maurice Canady**, **ILB E.J. Ejiya**, **RB Tyler Ervin**, **FB Christopher Ezeala**, **DT Willie Henry Jr.**, **TE Cole Herdman**, **DB Bennett Jackson**, **WR Sean Modster**, **ILB Donald Payne**, **G R.J. Prince**, **TE Charles Scarff**, **DT Zach Sieler**, **RB De'Lance Turner**, **WR Antoine Wesley** and **DT Gerald Willis**; Terminated the contract of vested veteran **CB Stanley Jean-Baptiste** (injury settlement); Waived, (injury settlement) **K Cameron Nizialek**; Terminated the contract of vested veteran **S Brynden Trawick**; Placed **G/T Randin Crecelius**, **RB Kenneth Dixon**, **ILB Alvin Jones**, **DB Fish Smithson** and **CB Tavon Young** on Injured Reserve.
- **Sept. 1:** Signed **OLB Aaron Adeoye**, **T Marcus Applefield**, **CB Maurice Canady**, **WR Sean Modster**, **ILB Donald Payne**, **G R.J. Prince**, **TE Charles Scarff**, **DT Zach Sieler**, **RB De'Lance Turner** and **WR Antoine Wesley** to the practice squad; Signed **International Practice Player FB Christopher Ezeala** to the practice squad.
- **Sept. 2:** Placed **CB Iman Marshall** on Injured Reserve; Re-signed **S Brynden Trawick** to the 53-man roster.
- **Sept. 3:** Waived **T Marcus Applefield** from the practice squad and signed **DT Trevon Coley**.
- **Sept. 6:** Waived (injury settlement) **RB Kenneth Dixon**.

2019 TRANSACTIONS

- **Sept. 10:** Waived (injury settlement) LB Alvin Jones; Released WR Sean Modster and LB Donald Payne from the practice squad; Signed DB Terrell Bonds and **RB Mark Thompson** to the practice squad.
- **Sept. 14:** Waived T Greg Senat; Signed CB Maurice Canady from the practice squad to the 53-man roster.
- **Sept. 16:** Signed **G Parker Ehinger** to the practice squad.
- **Sept. 18:** Placed RB Mark Thompson on practice squad IR and re-signed TE Cole Herdman to the practice squad.
- **Sept. 23:** Reached an injury settlement with RB Mark Thompson and terminated his practice squad contract.
- **Sept. 28:** Placed LB Otaru Alaka on Injured Reserve.
- **Sept. 30:** Signed free agent **LB L.J. Fort**.
- **Oct. 1:** Waived OLB Tim Williams; Signed **DT Jeremiah Ledbetter** to the practice squad after DT Trevon Coley was claimed by Indianapolis.
- **Oct. 2:** Signed free agent **ILB Josh Bynes** to the 53-man roster.
- **Oct. 3:** Placed S Brynden Trawick on Injured Reserve.
- **Oct. 5:** Activated DT Zach Sieler from the practice squad to the 53-man roster.
- **Oct. 7:** Placed S Tony Jefferson on Injured Reserve; Re-signed WR Sean Modster to the practice squad; Signed free agent **DT Jihad Ward**.
- **Oct. 8:** Released TE Cole Herdman from the practice squad; Signed **DB A.J. Howard** to the practice squad
- **Oct. 15:** Released DB A.J. Howard from the practice squad; Placed S DeShon Elliott on Injured Reserve; Re-signed S Bennett Jackson to the 53-man roster; Signed DB Denzel Rice to the practice squad; Traded LB Kenny Young and an undisclosed draft pick to the Los Angeles Rams in exchange for **CB Marcus Peters**.
- **Oct. 21:** Terminated the contract of vested veteran CB Justin Bethel; Released DT Jeremiah Ledbetter from the practice squad; Placed OLB Pernell McPhee on Injured Reserve.
- **Oct. 22:** Signed **OLB Demone Harris** to the practice squad.
- **Oct. 24:** Signed free agent **DB Jordan Richards**.
- **Oct. 25:** Signed **DE Ufomba Kamalu** off New England's practice squad.
- **Oct. 31:** Placed DB Denzel Rice on Practice Squad Injured list.
- **Nov. 5:** Waived CB Maurice Canady; Signed free agent **WR/RS De'Anthony Thomas**; Re-signed OLB Mike Onuoha to the practice squad; Signed **RB Byron Marshall** to the practice squad after RB De'Lance Turner was signed by Miami.
- **Nov. 7:** Waived WR Sean Modster from the practice squad; re-signed T Marcus Applefield to the practice squad.
- **Nov. 12:** Waived CB/RB Cyrus Jones and DE Ufomba Kamalu; Activated CB Iman Marshall from Injured Reserve - Designated for Return; Signed free agent **DT Justin Ellis**.
- **Nov. 13:** Placed DT Daylon Mack on Injured Reserve; Signed free agent **DT Domata Peko**; Waived T Marcus Applefield from the practice squad and re-signed DE Ufomba Kamalu to the practice squad.
- **Nov. 21:** Re-signed T Marcus Applefield to the practice squad after OLB Demone Harris was signed by Kansas City off Baltimore's practice squad.
- **Nov. 26:** Placed C Matt Skura on Injured Reserve.
- **Nov. 27:** Signed free agent **C Jake Brendel**.
- **Nov. 30:** Waived C Jake Brendel and elevated G Parker Ehinger from the practice squad to the 53-man roster.
- **Dec. 2:** Waived DB Bennett Jackson.
- **Dec. 3:** Activated S Brynden Trawick from Injured Reserve - Designated to Return; Signed FB/DL Patrick Ricard to a two-year contract extension.
- **Dec. 4:** Signed **G Will Holden** to the practice squad; Claimed **C Hroniss Grasu** off waivers (Ten.) and waived DT Zach Sieler.
- **Dec. 17:** Placed T Marcus Applefield on the Practice Squad Injured list and re-signed WR Sean Modster to the practice squad.
- **Dec. 28:** Signed CB Marcus Peters to a three-year contract extension.
- **Jan. 6:** Placed WR Antoine Wesley on the Practice Squad Injured list; Signed **RB Paul Perkins** to the practice squad.
- **Jan. 8:** Placed G Parker Ehinger on Injured Reserve; Signed **T Andre Smith** to the 53-man roster.

(Bold indicates first time player has joined the Ravens.)



2019 STATISTICS

WON 14, LOST 2

09/08	W	59-10	at Miami	65,012
09/15	W	23-17	Arizona	70,126
09/22	L	28-33	at Kansas City	73,390
09/29	L	25-40	Cleveland	70,686
10/06	W	26-23	OT at Pittsburgh	64,037
10/13	W	23-17	Cincinnati	70,051
10/20	W	30-16	at Seattle	69,012
11/03	W	37-20	New England	71,157
11/10	W	49-13	at Cincinnati	45,918
11/17	W	41-7	Houston	70,731
11/25	W	45-6	at L.A. Rams	72,409
12/01	W	20-17	San Francisco	71,029
12/08	W	24-17	at Buffalo	69,134
12/12	W	42-21	N.Y. Jets	70,545
12/22	W	31-15	at Cleveland	67,431
12/29	W	28-10	Pittsburgh	70,695

Balt. Opp.

TOTAL FIRST DOWNS	386	276
Rushing	188	74
Passing	171	163
Penalty	27	39
3rd Down: Made/Att	88/187	72/194
3rd Down Pct.	47.1	37.1
4th Down: Made/Att	17/24	6/18
4th Down Pct.	70.8	33.3
POSSESSION AVG.	34:37	25:23
TOTAL NET YARDS	6521	4809
Avg. Per Game	407.6	300.6
Total Plays	1064	921
Avg. Per Play	6.1	5.2
NET YARDS RUSHING	3296	1494
Avg. Per Game	206.0	93.4
Total Rushes	596	340
NET YARDS PASSING	3225	3315
Avg. Per Game	201.6	207.2
Sacked/Yards Lost	28/125	37/268
Gross Yards	3350	3583
Att./Completions	440/289	544/318
Completion Pct.	65.7	58.5
Had Intercepted	8	13
PUNTS/AVERAGE	41/45.2	64/46.7
NET PUNTING AVG.	41/39.8	64/42.3
PENALTIES/YARDS	109/867	97/795
FUMBLES/BALL LOST	18/7	22/12
TOUCHDOWNS	64	29
Rushing	21	12
Passing	37	15
Returns	6	2

* SCORE BY PERIODS

	Q1	Q2	Q3	Q4	OT	PTS
TEAM	128	156	106	138	3	531
OPPONENTS	31	123	50	78	0	282

* SCORING

	TD	Ru	Pa	Rt	K-PAT	FG	S	PTS
Tucker	0	0	0	0	57/59	28/29	0	141
Ingram	15	10	5	0			0	94
Andrews	10	0	10	0			0	60
M. Brown	7	0	7	0			0	42
L. Jackson	7	7	0	0			0	42
Snead	5	0	5	0			0	30
Boykin	3	0	3	0			0	18
Peters LG	3	0	0	3			0	18
Peters TM	2	0	0	2			0	12
Boyle	2	0	2	0			0	12
Edwards	2	2	0	0			0	12
Hill	2	2	0	0			0	12
Humphrey	2	0	0	2			0	12
H. Hurst	2	0	2	0			0	12
Roberts	2	0	2	0			0	12
Bowser	1	0	0	1			0	6
Ricard	1	0	1	0			0	6
Richards LG	1	0	0	1			0	6
Richards TM	1	0	0	1			0	6
TEAM	64	21	37	6	57/59	28/29	1	531
OPPONENTS	29	12	15	2	21/24	27/31	0	282

2-Pt Conv: Ingram 2, **TEAM** 2-5, **OPPONENTS** 3-5

SACKS: Judon 9.5, Bowser 5, McPhee 3, Onwuasor 3, Ferguson 2.5, Carr 2, Fort LG 2, Fort TM 2, E. Thomas 2, Wormley 1.5, Bynes 1, Clark 1, Ricard 1, Ji. Smith 1, Ward LG 1, Ward TM 1, B. Williams 1, Pierce 0.5, **TEAM** 37, **OPPONENTS** 28

FUM/LOST: L. Jackson 9/2, D. Thomas(LG) 3/0, Andrews 2/1, Edwards 2/1, Ingram 2/2, C. Jones(TM) 1/1, Skura 1/0, D. Thomas(TM) 1/0

* PASSING	Att	Cmp	Yds	Cmp%	Yds/Att	TD	TD%	Int	Int%	Long	SK/Lost	Rating
L. Jackson	401	265	3127	66.1	7.80	36	9.0	6	1.5	83t	23/106	113.3
Griffin III	38	23	225	60.5	5.92	1	2.6	2	5.3	39	5/19	64.0
Koch	1	1	-2	100.0	-2.00	0	0.0	0	0.0	-2	0/0	79.2
TEAM	440	289	3350	65.7	7.61	37	8.4	8	1.8	83t	28/125	109.0
OPPONENTS	544	318	3583	58.5	6.59	15	2.8	13	2.4	83t	37/268	77.5

* RUSHING	No.	Yds	Avg	Long	TD
L. Jackson	176	1206	6.9	47t	7
Ingram	202	1018	5.0	53	10
Edwards	133	711	5.3	63t	2
Hill	58	225	3.9	18t	2
Griffin III	20	70	3.5	16	0
Levine	2	62	31.0	60	0
D. Thomas LG	2	5	2.5	4	0
D. Thomas TM	1	1	1.0	1	0
Snead	2	2	1.0	2	0
McSorley	1	1	1.0	1	0
C. Moore	1	0	0.0	0	0
TEAM	596	3296	5.5	63t	21
OPPONENTS	340	1494	4.4	88t	12

* RECEIVING

	No.	Yds	Avg	Long	TD
Andrews	64	852	13.3	51	10
M. Brown	46	584	12.7	83t	7
Snead	31	339	10.9	50t	5
Boyle	31	321	10.4	35	2
H. Hurst	30	349	11.6	61t	2
Ingram	26	247	9.5	25t	5
Roberts	21	271	12.9	33t	2
Boykin	13	198	15.2	50	3
Hill	8	70	8.8	14	0
Ricard	8	47	5.9	10	1
Edwards	7	45	6.4	10	0
C. Moore	3	21	7.0	13	0
Scott	1	6	6.0	6	0
D. Thomas LG	1	6	6.0	6	0
TEAM	289	3350	11.6	83t	37
OPPONENTS	318	3583	11.3	83t	15

* INTERCEPTIONS

	No.	Yds	Avg	Long	TD
Peters LG	5	210	42.0	89t	3
Peters TM	3	178	59.3	89t	2
Humphrey	3	14	4.7	14	0
E. Thomas	2	38	19.0	24	0
Bynes	2	7	3.5	6	0
Clark	1	12	12.0	12	0
Ji. Smith	1	7	7.0	7	0
Canady TM	1	3	3.0	3	0
TEAM	13	259	19.9	89t	2
OPPONENTS	8	31	3.9	20	0

* PUNTING

	No.	Yds	Avg	Net	TB	In	Lg	B
Koch	40	1855	46.4	39.8	4	21	62	1
TEAM	41	1855	45.2	39.8	4	21	62	1
OPPONENTS	64	2990	46.7	42.3	4	22	67	0

* PUNT RETURNS

	Ret	FC	Yds	Avg	Long	TD
D. Thomas LG	26	8	148	5.7	20	0
D. Thomas TM	13	7	93	7.2	20	0
C. Jones TM	12	10	113	9.4	25	0
TEAM	25	17	206	8.2	25	0
OPPONENTS	15	10	143	9.5	21	0

* KICKOFF RETURNS

	No.	Yds	Avg	Long	TD
D. Thomas LG	17	321	18.9	31	0
D. Thomas TM	10	166	16.6	31	0
Hill	12	227	18.9	46	0
C. Moore	4	81	20.3	26	0
Snead	1	19	19.0	19	0
TEAM	27	493	18.3	46	0
OPPONENTS	48	1030	21.5	92t	1

* FIELD GOALS

	1-19	20-29	30-39	40-49	50+
Tucker	0/0	8/8	9/9	10/11	1/1
TEAM	0/0	8/8	9/9	10/11	1/1
OPPONENTS	1/1	8/8	9/9	8/10	1/3

Tucker: (34G) (33G,28G,51G) (39G) (41G) (27G,26G,48G,46G) (40G,49G,21G) (25G,28G,22G) (39G) () (43N,34G,46G) (34G) (30G,49G) (36G) () (31G) (45G,22G,42G,47G)

OPP: (54G) (22G,21G,21G) (42G,36G) (24G,43G) (41G,29G,33G) (22G) (34G,31G,53N,35G) (22G,19G) (42G,39G) (43N) (32G,46G) (51B,32G) (36G,47G,48G) (49B) (47G) (26G)

2019 DEFENSIVE STATISTICS

from Press Box Stats

Name	Total	Solo	Assists	Sacks	Yds.	TFL	INT	Yds.	PD	FF	FR
Chuck Clark	68	43	25	1	8	2	1	12	9	2	0
Marlon Humphrey	65	53	12	0	0	4	3	14	14	2	3
Patrick Onwuasor	61	45	16	3	23	5	0	0	1	1	0
Matthew Judon	54	43	11	9.5	85.5	14	0	0	0	4	0
Brandon Carr	49	41	8	2	14	4	0	0	6	0	0
Earl Thomas III	49	32	17	2	12	2	2	38	4	1	1
Josh Bynes	45	22	23	1	0	6	2	7	4	0	0
Marcus Peters	39	31	8	0	0	0	3	178	10	0	0
Michael Pierce	35	19	16	0.5	3.5	2	0	0	0	0	1
Brandon Williams	34	13	21	1	6	2	0	0	0	0	1
Chris Wormley	33	17	16	1.5	7	2	0	0	2	0	0
Jaylon Ferguson	31	20	11	2.5	18	6	0	0	1	0	1
Jimmy Smith	30	28	2	1	8	1	1	7	6	0	0
L.J. Fort	26	14	12	2	12	4	0	0	1	0	0
Maurice Canady	21	19	2	0	0	0	1	3	3	1	0
Tony Jefferson	21	11	10	0	0	0	0	0	3	0	0
Tyus Bowser	20	16	4	5	35	3	0	0	2	1	1
Pernell McPhee	19	17	2	3	18	7	0	0	1	0	0
Anthony Averett	14	13	1	0	0	1	0	0	2	0	0
Domata Peko Sr.	14	7	7	0	0	0	0	0	0	0	0
Kenny Young	13	11	2	0	0	3	0	0	0	1	0
Patrick Ricard	9	8	1	1	10	1	0	0	1	1	0
Anthony Levine Sr.	8	7	1	0	0	1	0	0	0	0	0
Jihad Ward	7	3	4	1	8	1	0	0	0	0	2
Justin Ellis	6	2	4	0	0	0	0	0	0	0	0
Chris Board	5	3	2	0	0	1	0	0	0	1	0
DeShon Elliott	3	3	0	0	0	0	0	0	1	0	0
Zach Sieler	3	2	1	0	0	0	0	0	0	0	0
Bennett Jackson	2	1	1	0	0	0	0	0	0	0	0
Cyrus Jones	2	2	0	0	0	0	0	0	0	0	0
Tim Williams	2	2	0	0	0	0	0	0	0	0	0
Justin Bethel	1	1	0	0	0	0	0	0	0	0	0
Brynden Trawick	1	1	0	0	0	0	0	0	0	0	0
Jordan Richards	0	0	0	0	0	0	0	0	0	0	1
Totals	790	550	240	37	268	72	13	259	71	15	11

2019 SPECIAL TEAMS STATISTICS

from Press Box Stats

Name	Total	Solo	Assists	FF	FR	Blocked Kicks
L.J. Fort	10	7	3	0	0	0
Chris Board	6	4	2	0	0	0
Anthony Levine Sr.	6	5	1	0	0	0
Justin Bethel	5	3	2	0	1	0
Chuck Clark	5	2	3	0	0	0
Jordan Richards	5	4	1	0	0	0
De'Anthony Thomas	5	5	0	0	1	0
Brynden Trawick	5	4	1	0	0	0
Tyus Bowser	4	4	0	0	0	0
Chris Moore	4	2	1	0	0	0
DeShon Elliott	3	3	0	0	0	0
Bennett Jackson	3	1	2	0	0	0
Patrick Onwuasor	3	3	0	0	0	0
Gus Edwards	2	2	0	0	0	0
Cyrus Jones	2	1	1	0	0	0
Anthony Averett	1	1	0	0	0	0
Josh Bynes	1	1	0	0	0	0
Sam Koch	1	1	0	0	0	0
Iman Marshall	1	1	0	0	0	0
Marlon Humphrey	0	0	0	0	0	1
Patrick Ricard	0	0	0	0	0	1
Totals	72	54	17	0	2	2

2019 SINGLE-GAME BESTS

- Tackles:** 10 by Maurice Canady vs. Cin. (10/13)
- Sacks:** 2 twice; last by Tyus Bowser and Matthew Judon vs. Hou. (11/17)
- Interceptions:** 1 13 times; last by Marlon Humphrey at Cle. (12/22)
- Passes Defensed:** 4 by Chuck Clark at Cle. (12/22)
- Tackles For Loss:** 3 three times; last by Matthew Judon vs. Hou. (11/17)
- Forced Fumbles:** 1 15 times; last by Matthew Judon and Chris Board vs. Pit. (12/29)
- Fumble Recoveries:** 1 12 times; last by Michael Pierce and Jordan Richards vs. Pit. (12/29)
- Special Teams Tackles:** 4 by De'Anthony Thomas vs. NYJ (12/12)

TACKLES FOR LOSS LEADERS

Name	TFL
Matthew Judon	14
Pernell McPhee	7
Josh Bynes	6
Jaylon Ferguson	6
Patrick Onwuasor	5

SACKS LEADERS

Name	Sacks
Matthew Judon	9.5
Tyus Bowser	5
Pernell McPhee	3
Patrick Onwuasor	3
Jaylon Ferguson	2.5

PASSES DEFENSED LEADERS

Name	PD
Marlon Humphrey	14
Marcus Peters	10
Chuck Clark	9
Brandon Carr	6
Jimmy Smith	6

INTERCEPTIONS LEADERS

Name	INTs
Marlon Humphrey	3
Marcus Peters	3
Josh Bynes	2
Earl Thomas III	2
Three Players	1

ALWAYS MORE.

NEVER LESS.



2019 POSTSEASON STATISTICS

WON 0, LOST 1

01/11 L 12-28 Tennessee 71,254

Balt. Opp.

TOTAL FIRST DOWNS 29 15

Rushing 10 9

Passing 18 5

Penalty 1 1

3rd Down: Made/Att 11/18 7/13

3rd Down Pct. 61.1 53.8

4th Down: Made/Att 0/4 0/0

4th Down Pct. 0.0 0.0

POSSESSION AVG. 32:06 27:54

TOTAL NET YARDS 530 300

Avg. Per Game 530.0 300.0

Total Plays 92 53

Avg. Per Play 5.8 5.7

NET YARDS RUSHING 185 217

Avg. Per Game 185.0 217.0

Total Rushes 29 37

NET YARDS PASSING 345 83

Avg. Per Game 345.0 83.0

Sacked/Yards Lost 4/20 1/8

Gross Yards 365 91

Att./Completions 59/31 15/8

Completion Pct. 52.5 53.3

Had Intercepted 2 0

PUNTS/AVERAGE 1/44.0 6/52.5

NET PUNTING AVG. 1/44.0 6/39.2

PENALTIES/YARDS 7/56 5/20

FUMBLES/BALL LOST 1/1 0/0

TOUCHDOWNS 1 4

Rushing 0 1

Passing 1 3

Returns 0 0

*** SCORE BY PERIODS Q1 Q2 Q3 Q4 OT PTS**

TEAM 0 6 0 6 0 12

OPPONENTS 7 7 14 0 0 28

*** SCORING TD-Ru-Pa-Rt K-PAT FG S PTS**

H. Hurst 1 0 1 0 0 6

Tucker 0 0 0 0 0/0 2/2 0 6

TEAM 1 0 1 0 0/0 2/2 0 12

OPPONENTS 4 1 3 0 4/4 0/0 0 28

2-Pt Conv: **TEAM 0-1, OPPONENTS 0-0**

SACKS: E. Thomas 1, **TEAM 1, OPPONENTS 4**

FUM/LOST: L. Jackson 1/1

*** RUSHING No. Yds Avg Long TD**

L. Jackson 20 143 7.2 30 0

Ingram 6 22 3.7 7 0

Edwards 3 20 6.7 19 0

TEAM 29 185 6.4 30 0

OPPONENTS 37 217 5.9 66 1

*** RECEIVING No. Yds Avg Long TD**

M. Brown 7 126 18.0 38 0

Snead 6 56 9.3 26 0

H. Hurst 4 53 13.3 18 1

Andrews 4 39 9.8 16 0

Hill 4 26 6.5 14 0

Boykin 3 26 8.7 13 0

Roberts 2 30 15.0 26 0

Ingram 1 9 9.0 9 0

TEAM 31 365 11.8 38 1

OPPONENTS 8 91 11.4 45t 3

*** INTERCEPTIONS No. Yds Avg Long TD**

TEAM 0 0 --- --- 0

OPPONENTS 2 34 17.0 31 0

*** PUNTING No. Yds Avg Net TB In Lg B**

Koch 1 44 44.0 44.0 0 0 44 0

TEAM 1 44 44.0 44.0 0 0 44 0

OPPONENTS 6 315 52.5 39.2 4 1 63 0

*** PUNT RETURNS Ret FC Yds Avg Long TD**

OPPONENTS 0 1 0 --- --- 0

*** KICKOFF RETURNS No. Yds Avg Long TD**

D. Thomas LG 3 71 23.7 27 0

D. Thomas TM 3 71 23.7 27 0

TEAM 3 71 23.7 27 0

OPPONENTS 2 27 13.5 20 0

*** FIELD GOALS 1-19 20-29 30-39 40-49 50+**

Tucker 0/0 1/1 0/0 1/1 0/0

TEAM 0/0 1/1 0/0 1/1 0/0

OPPONENTS 0/0 0/0 0/0 0/0 0/0

Tucker: (49G, 22G)

TEAM: (49G, 22G)

*** PASSING Att Cmp Yds Cmp% Yds/Att TD TD% Int Int% Long SK/Lost Rating**

L. Jackson 59 31 365 52.5 6.19 1 1.7 2 3.4 38 4/20 63.2

TEAM 59 31 365 52.5 6.19 1 1.7 2 3.4 38 4/20 63.2

OPPONENTS 15 8 91 53.3 6.07 3 20.0 0 0.0 45t 1/8 111.4

2019 POSTSEASON DEFENSIVE STATISTICS

from Press Box Stats

Name	Total	Solo	Assists	Sacks	Yds.	TFL	INT	Yds.	PD	FF	FR
Earl Thomas III	7	6	1	1	8	1	0	0	0	0	0
Josh Bynes	6	2	4	0	0	0	0	0	0	0	0
Brandon Williams	6	5	1	0	0	1	0	0	0	0	0
Michael Pierce	5	2	3	0	0	0	0	0	0	0	0
Patrick Onwuasor	4	3	1	0	0	0	0	0	0	0	0
Matthew Judon	3	1	2	0	0	0	0	0	0	0	0
Chris Wormley	3	2	1	0	0	0	0	0	0	0	0
Chuck Clark	2	1	1	0	0	0	0	0	0	0	0
L.J. Fort	2	2	0	0	0	0	0	0	1	0	0
Marlon Humphrey	2	2	0	0	0	0	0	0	0	0	0
Marcus Peters	2	2	0	0	0	1	0	0	1	0	0
Jihad Ward	2	2	0	0	0	0	0	0	0	0	0
Justin Ellis	1	1	0	0	0	0	0	0	0	0	0
Domata Peko Sr.	1	1	0	0	0	0	0	0	0	0	0
Jaylon Ferguson	1	1	0	0	0	0	0	0	0	0	0
Tyus Bowser	0	0	0	0	0	0	0	0	1	0	0
Jimmy Smith	0	0	0	0	0	0	0	0	1	0	0
Totals	47	33	14	1	8	3	0	0	4	0	0

2019 POSTSEASON SPECIAL TEAMS STATISTICS

from Press Box Stats

Name	Total	Solo	Assists	FF	FR	Blocked Kicks
Anthony Levine Sr.	2	1	1	0	0	0
Chris Moore	1	0	1	0	0	0
Totals	3	1	2	0	0	0

TACKLES FOR LOSS LEADERS

Name	TFL
Marcus Peters	1
Earl Thomas III	1
Brandon Williams	1

SACKS LEADERS

Name	Sacks
Earl Thomas III	1

2019 POSTSEASON SINGLE-GAME BESTS

Tackles:	7 by Earl Thomas III vs. Ten. (1/11)
Sacks:	1 by Earl Thomas III vs. Ten. (1/11)
Interceptions:	None
Passes Defensed:	1 by four players vs. Ten. (1/11)
Tackles For Loss:	1 by M. Peters, E. Thomas III & B. Williams vs. Ten. (1/11)
Forced Fumbles:	None
Fumble Recoveries:	None
Special Teams Tackles:	2 by Anthony Levine Sr. vs. Ten. (1/11)

PASSES DEFENSED LEADERS

Name	PD
Tyus Bowser	1
L.J. Fort	1
Marcus Peters	1
Jimmy Smith	1

INTERCEPTIONS LEADERS

Name	INTs
None	

ALWAYS MORE.
NEVER LESS.



BALTIMORE RAVENS 2019 REGULAR SEASON GAME BY GAME OFFENSIVE STATISTICS

Game	9/8 @ Mia.	9/15 vs. Ari.	9/22 @ KC	9/29 vs. Cle.	10/6 @ Pit.	10/13 vs. Cin.	10/20 @ Sea.	11/3 vs. NE	11/10 @ Ch.	11/17 vs. Hou.	11/25 @ Lar.	12/1 vs. SF	12/8 at Buf.	12/12 vs. NYJ	12/22 @ Cle.	12/29 vs. Pit.	Divisional Playoff 1/11/20 vs. Ten.
Points	59	23	28	25	26	23	30	37	49	41	45	20	24	42	31	28	12
1st Qtr	21	7	6	0	10	14	3	10	14	0	14	7	3	13	0	6	0
2nd Qtr	21	10	0	7	7	3	10	7	14	14	14	10	7	8	14	10	6
3rd Qtr	10	0	7	3	0	3	7	7	21	13	7	0	7	14	7	0	0
4th Qtr	7	6	15	15	6	3	10	13	0	14	10	3	7	7	10	12	6
Overtime	0	0	0	0	3	0	0	0	0	0	0	0	0	0	0	0	0
TDs (R-P-Rec)	8 (2-6-0)	2 (0-2-0)	4 (4-0-0)	3 (0-3-0)	2 (1-1-0)	2 (2-0-0)	3 (1-0-2)	5 (3-1-1)	7 (2-3-2)	5 (1-4-0)	6 (1-5-0)	2 (1-1-0)	3 (0-3-0)	6 (1-5-0)	4 (1-3-0)	2 (1-0-1)	1 (0-1-0)
PATs (M/A)	8/8	2/2	1/1	2/2	2/2	2/2	3/3	4/5	7/7	5/5	6/6	2/2	3/3	4/5	4/4	2/2	0/0
2PT Convs (M/A)	0/0	0/0	0/3	1/1	0/0	0/0	0/0	0/0	0/0	0/0	0/0	0/0	0/0	1/1	0/0	0/0	0/1
FGs (M/A)	1/1	3/3	1/1	1/1	4/4	3/3	3/3	1/1	1/1	2/3	1/1	2/2	1/1	0/0	1/1	4/4	2/2
Safeties	0	0	0	0	0	0	0	0	0	0	0	0	0	0	0	0	0
First Downs	31	26	29	24	22	26	14	26	20	25	31	21	18	23	31	19	29
Rushing	10	9	15	11	11	15	9	11	7	12	17	14	6	10	16	15	10
Passing	17	16	14	12	8	11	5	11	13	11	13	5	8	11	13	3	18
Penalty	4	1	0	1	3	0	0	4	0	2	1	2	4	2	2	1	1
3rd Down Conv (M/A)	7-11	7-14	5-13	4-10	6-15	9-15	5-13	5-10	4-6	5-9	9-15	3-10	3-11	2-8	7/11	7/16	11/18
Net Yards Rushing	265	182	203	173	138	269	199	210	136	263	285	178	118	218	243	223	185
3rd Down Conv Pct	64%	50%	38.5%	40%	40%	60%	38.5%	50%	66.7%	55.6%	60%	30%	27.3%	25%	63.6%	43.8%	61.1%
4th Down Conv (M/A)	2-2	0-1	3-4	1-2	1-1	0-0	1-1	1-1	1-1	0-1	3-3	2-3	0-0	1-1	0-1	1-2	0-4
4th Down Conv Pct	100%	0%	75%	50%	100%	0%	100%	100%	100%	0%	100%	66.7%	0%	100%	0%	50%	0%
Total Net Yards	643	440	452	395	277	497	340	372	379	491	480	283	257	430	481	304	530
Total Off. Plays	73	72	78	67	73	77	56	65	46	64	74	62	59	59	71	68	92
Avg. Gain Per Play	8.8	6.1	5.8	5.9	3.8	6.5	6.1	5.7	8.2	7.7	6.5	4.6	4.4	7.3	6.8	4.5	5.8
Net Yards Rushing	265	182	203	173	138	269	199	210	136	263	285	178	118	218	243	223	185
Total Rushing Plays	46	33	32	29	40	43	35	41	23	36	48	38	33	34	40	44	29
Avg. Gain Per Rush	5.8	5.5	6.3	6.0	3.5	6.3	5.7	5.1	5.9	7.3	5.9	4.7	3.6	6.4	6.1	5.1	6.4
Net Yards Passing	378	258	249	222	139	228	141	162	243	228	195	105	139	212	238	81	345
Times Sacked	1	2	3	4	5	1	1	1	1	1	3	1	1	1	0	3	4
Yards Lost on Sacks	1	14	18	25	22	8	2	1	0	7	13	0	6	0	0	15	20
Gross Yards Passing	379	272	267	247	161	236	143	163	243	235	208	105	145	212	238	96	365
Pass Attempts	26	37	43	34	28	33	20	23	22	27	23	23	25	24	31	21	59
Pass Completions	23	24	22	24	19	21	9	17	18	20	16	14	16	15	20	11	31
Completion Pct	88.5%	64.9%	51.2%	70.6%	67.9%	63.6%	45.0%	73.9%	81.8%	74.1%	69.6%	60.9%	64.0%	62.5%	64.5%	52.4%	52.5%
Avg. Gain Per Pass	14	6.6	5.4	5.8	4.2	6.7	6.7	6.8	10.6	8.1	7.5	4.4	5.3	8.5	7.7	3.4	5.5
Interceptions	0	0	0	2	3	0	0	0	1	0	0	0	1	0	0	1	2
Fumbles / Fum. Lost	0/0	2/0	0/0	2/1	1/0	1/1	2/0	2/2	0/0	1/0	1/0	1/1	0/0	1/0	3/1	1/1	1/1
Penalties	4	10	7	3	11	10	8	4	5	8	8	3	9	6	7	6	7
Penalty Yards	40	62	60	15	92	81	75	34	35	65	66	23	99	35	50	35	56
Punts	1	3	3	3	3	2	3	2	1	0	1	2	7	5	2	3	1
Gross Punting Average	56.0	43.0	51.0	43.7	51.7	42.0	44.0	49.0	34.0	0.0	48.0	51.5	44.1	36.2	51.0	46.7	44.0
Touchbacks	0	0	1	0	1	1	0	0	0	0	0	0	1	0	0	0	0
Inside20	1	2	2	3	0	1	1	1	0	0	1	2	2	1	1	3	0
Punts Blocked	0	0	0	0	0	0	0	0	0	0	0	0	0	0	0	0	0
Net Punting Average	56.0	43.0	41.3	43.7	40.7	32.0	40.0	49.0	34.0	0.0	44.0	51.5	38.1	26.6	45.5	38.7	44.0
Punt Returns	2	3	0	1	1	1	2	2	1	2	3	1	1	1	2	2	0
Punt Return Yards	29	45	0	14	2	8	8	7	8	4	45	18	1	8	7	2	0
Punt Return Avg.	14.5	15	0.0	14.0	2.0	8.0	4.0	3.5	8.0	2.0	15.0	18.0	1.0	8.0	3.5	1.0	0.0
Fair Catches	2	1	1	1	1	4	0	0	0	1	1	0	0	2	0	0	0
Kickoff Returns	1	2	2	5	1	0	3	3	1	2	0	2	0	1	3	2	3
Kickoff Return Yards	9	46	47	101	46	0	21	38	18	16	0	34	0	5	62	50	71
Kickoff Return Avg.	9.0	23.0	23.5	20.2	46.0	0.0	7.0	12.7	18.0	8.0	0.0	17.0	0.0	5.0	20.7	25.0	23.7
Time of Possession	40:07	37:38	32:44	29:43	39:00	39:42	29:54	37:01	23:49	36:19	39:56	32:26	32:49	31:38	34:19	39:27	32:06

BALTIMORE RAVENS 2019 REGULAR SEASON GAME BY GAME DEFENSIVE STATISTICS

Game	9/8 @ Mia.	9/15 vs. Atl.	9/22 @ KC	9/29 vs. Cle.	10/6 @ Pit.	10/13 vs. Cin.	10/20 @ Sea.	11/3 vs. NE	11/10 @ Cin.	11/17 vs. Hou.	11/25 @ Lar.	12/1 vs. SF	12/8 at Buf.	12/12 vs. NYJ	12/22 @ Cle.	12/29 vs. Pit.	Divisional Playoff
Points	10	17	33	40	23	17	16	20	13	7	6	17	17	21	15	10	28
1st Qtr	0	3	0	7	7	0	0	0	0	0	0	7	0	0	0	0	7
2nd Qtr	10	3	23	3	6	3	13	13	10	0	6	7	6	7	6	7	7
3rd Qtr	0	3	7	14	7	0	0	0	7	0	0	3	0	3	0	3	14
4th Qtr	0	8	3	16	3	7	3	0	3	7	0	8	8	6	6	0	0
Overtime	0	0	0	0	0	0	0	0	0	0	0	0	0	0	0	0	0
TDs (Ru-P-Rec)	1 (0-1-0)	1 (1-0-0)	4 (1-3-0)	5 (4-1-0)	2 (1-1-0)	2 (1-0-1)	1 (0-1-0)	2 (1-1-0)	1 (0-1-0)	1 (1-0-0)	0-0-0	2 (1-1+0)	1 (0-1-0)	3 (0-2-1)	2 (0-2-0)	1 (1-0-0)	4 (1-3-0)
PATs (M/A)	1/1	1/1	3/4	4/4	2/2	2/2	1/1	2/2	1/1	1/1	0/0	2/2	0/0	1/2	0/1	1/1	4/4
2PT Convs (M/A)	0/0	1/1	0/0	0/1	0/0	0/0	0/0	0/0	0/0	0/0	0/0	0/0	1/1	1/1	0/1	0/0	0/0
FCs (M/A)	1/1	3/3	2/2	2/2	3/3	1/1	3/4	2/2	2/2	0/1	2/2	1/2	3/3	0/1	1/1	1/1	0/0
Safeties	0	0	0	0	0	0	0	0	0	0	0	0	0	0	0	0	0
First Downs	12	15	27	22	18	18	20	22	21	16	14	15	16	13	17	10	15
Rushing	1	2	9	8	3	2	8	4	11	3	2	7	4	4	2	4	9
Passing	10	12	14	12	9	14	10	7	9	10	8	7	7	9	10	5	5
Penalty	1	1	4	2	6	2	2	1	1	3	4	1	5	0	5	1	1
3rd Down Conv (M/A)	3-10	2-11	5-9	6-13	3-9	5-11	10-17	5-13	7-15	2-10	2-9	4-12	4-17	6-14	3-12	5-12	7-13
3rd Down Conv Pct	30%	18%	55.6%	46.2%	33.3%	45.5%	58.8%	38.5%	46.7%	20%	22.2%	33.3%	23.5%	42.9%	25%	41.7%	53.9%
4th Down Conv (M/A)	0-0	1-1	0-1	1-1	0-0	0-0	0-0	0-0	1-4	1-4	1-1	1-2	0-1	0-2	0-0	0-0	0-0
4th Down Conv Pct	0%	100%	0%	100%	0%	0%	0%	0%	25%	25%	100%	50%	0%	0%	0%	0%	0%
Total Net Yards	200	349	503	530	269	250	347	342	307	232	221	331	209	310	241	168	300
Total Off. Plays	47	54	64	61	51	55	68	65	72	57	48	52	68	57	53	50	53
Avg. Gain Per Play	4.3	6.5	7.9	8.7	5.3	4.5	5.1	5.3	4.3	4.1	4.6	6.4	3.1	5.4	4.5	3.4	5.7
Net Yards Rushing	21	20	140	193	77	33	106	74	157	122	22	174	104	103	49	91	217
Total Rushing Plays	12	11	26	29	14	14	26	17	40	20	9	29	23	24	20	23	37
Avg. Gain Per Rush	1.8	1.8	5.4	6.7	4.1	2.4	4.1	4.4	3.9	6.1	2.4	6.0	4.5	4.3	2.5	4.0	5.9
Net Yards Passing	179	329	363	337	192	217	241	268	150	110	199	157	105	207	192	77	83
Times Sacked	3	3	1	1	1	2	1	2	2	7	2	2	6	1	0	2	1
Yards Lost on Sacks	11	20	11	5	11	18	0	17	17	59	13	8	41	11	0	18	8
Gross Yards Passing	190	349	374	342	203	235	241	285	167	169	212	165	146	218	192	95	91
Pass Attempts	32	40	37	31	31	39	41	46	30	30	37	21	39	32	33	25	15
Pass Completions	15	25	27	20	21	21	20	16	16	18	26	15	17	18	20	9	8
Completion Pct	46.9%	62.5%	73%	64.5%	67.7%	53.9%	48.8%	65.2%	53.3%	60%	70.3%	71.4%	43.6%	56.3%	60.6%	36%	53.3%
Avg. Gain Per Pass	5.1	7.7	9.6	10.5	6.0	5.3	5.7	5.6	4.7	3.0	5.1	6.8	2.3	6.3	5.8	2.9	5.2
Interceptions	2	0	0	1	1	1	1	1	1	1	2	0	0	1	1	0	0
Fumbles / Fum. Lost	1/1	1/0	3/0	0/0	2/1	0/0	1/1	2/1	3/2	1/1	1/0	1/1	2/1	1/1	0/0	3/2	0/0
Penalties	9	8	4	6	11	4	2	7	1	5	8	6	5	8	7	6	5
Penalty Yards	64	70	31	41	76	20	18	48	5	60	56	54	49	94	62	47	20
Punts	6	5	2	3	4	5	3	5	1	3	4	2	7	4	5	5	6
Gross Punting Average	53.7	53.4	44.0	42.3	43.8	40.2	51.3	46.6	53.0	37.3	50.0	45.0	42.9	51.0	44.0	48.8	52.5
Touchbacks	0	0	1	0	0	0	1	0	0	0	0	0	1	0	0	1	4
Inside20	2	1	1	0	2	3	1	3	1	1	0	1	1	2	2	2	1
Punts Blocked	0	0	0	0	0	0	0	0	0	0	0	0	0	0	0	0	0
Net Punting Average	48.8	44.4	34.0	37.7	43.3	38.6	42.0	45.2	45.0	36.0	38.8	36.0	39.9	49.0	42.6	44.4	39.2
Punt Returns	1	1	1	0	1	0	2	0	0	0	1	0	2	3	1	2	0
Punt Return Yards	0	0	9	0	13	0	12	0	0	0	4	0	22	48	11	24	0
Punt Return Avg.	0.0	0.0	9.0	0.0	13.0	0.0	6.0	0.0	0.0	0.0	4.0	0.0	11.0	16.0	11.0	12.0	0
Fair Catches	0	2	0	3	1	1	0	0	0	0	0	0	3	0	0	0	1
Kickoff Returns	3	4	0	3	3	3	3	2	3	3	2	2	5	7	2	3	2
Kickoff Return Yards	59	59	0	43	42	142	58	53	95	70	44	47	82	179	25	32	27
Kickoff Return Avg.	19.7	14.8	0.0	14.3	14.0	47.3	19.3	26.5	31.7	23.3	22.0	23.5	16.4	25.6	12.5	10.7	13.5
Time of Possession	19:53	22:22	27:16	30:17	25:34	20:18	30:06	22:59	36:11	23:41	20:04	27:34	27:11	28:22	25:41	20:33	27:54