



BALTIMORE
RAVENS

2007 FAN & MEDIA GUIDE

2006 AFC NORTH DIVISION

CHAMPIONS



2007 SCHEDULE AND FACTS

PRESEASON

DATE	OPPONENT		PLACE	TIME
MON., AUG. 13	PHILADELPHIA		M&T BANK STADIUM	7:00 PM
SUN., AUG. 19	NEW YORK GIANTS	NBC	M&T BANK STADIUM	8:00 PM
SAT., AUG. 25	AT WASHINGTON		FEDEX FIELD	8:00 PM
FRI., AUG. 31	AT ATLANTA		GEORGIA DOME	7:30 PM

REGULAR SEASON

MON., SEP. 10	AT CINCINNATI	ESPN	PAUL BROWN STADIUM	7:00 PM
SUN., SEP. 16	NEW YORK JETS		M&T BANK STADIUM	4:15 PM
SUN., SEP. 23	ARIZONA		M&T BANK STADIUM	1:00 PM
SUN., SEP. 30	AT CLEVELAND		CLEVELAND BROWNS STADIUM	1:00 PM
SUN., OCT. 7	AT SAN FRANCISCO		MONSTER PARK	4:15 PM
SUN., OCT. 14	ST. LOUIS		M&T BANK STADIUM	1:00 PM
SUN., OCT. 21	AT BUFFALO		RALPH WILSON STADIUM	1:00 PM
SUN., OCT. 28	BYE			
MON., NOV. 5	AT PITTSBURGH	ESPN	HEINZ FIELD	8:30 PM
SUN., NOV. 11	CINCINNATI		M&T BANK STADIUM	4:05 PM
SUN., NOV. 18	CLEVELAND		M&T BANK STADIUM	1:00 PM
SUN., NOV. 25	AT SAN DIEGO		QUALCOMM STADIUM	4:15 PM
MON., DEC. 3	NEW ENGLAND	ESPN	M&T BANK STADIUM	8:30 PM
SUN., DEC. 9	INDIANAPOLIS	NBC	M&T BANK STADIUM	8:15 PM
SUN., DEC. 16	AT MIAMI		DOLPHIN STADIUM	1:00 PM
SUN., DEC. 23	AT SEATTLE		QWEST FIELD	4:15 PM
SUN., DEC. 30	PITTSBURGH		M&T BANK STADIUM	1:00 PM

• HOME GAMES IN CAPS • ALL TIMES EASTERN • M&T BANK STADIUM • NAMED MAY 6, 2003 •

IMPORTANT DATES

2007:	July 30.....	Players Report to Training Camp
	Aug. 13.....	Ravens Preseason Begins
	Aug. 18.....	Camp Breaks*
	Aug. 28.....	Roster to 75
	Sep. 1.....	Roster to 53

*tentative

RAVENS FACTS

Address:	Football Operations 1 Winning Drive Owings Mills, MD 21117	M&T Bank Stadium 1101 Russell St. Baltimore, MD 21230 NEW Capacity: 71,008
Telephone:	(410) 701-4000 (Main)	(410) 261-RAVE or 7283
Fax:	(410) 701-4100 (PR Fax)	Fax: (410) 468-1340
Training Camp:	McDaniel College (12th Year) 451 WMC Drive Westminster, MD 21158 (410) 840-5000	Fan & Practice Information: (410) 261-RAVE or 7283
		Ticket Information: \$110, \$100, \$80, \$70, \$60, \$55, \$45 (410) 261-RAVE or 7283

Website: www.baltimore Ravens.com

Game Day Credentials: Francine.Lubera@Ravens.NFL.net / ravensmedia.com

Training Camp Credentials: Chad.Steele@Ravens.NFL.net

TABLE OF CONTENTS

SECTION 1

Ravens All Community Team Foundations	64
Assistant Coaching Team	24
Brian Billick	12
Steve Bisciotti	4
O.J. Brigrance.....	46
Kevin Byrne	54
Ed Carroll	58
Dick Cass	7
Coaches, All-Time	44
Community	65
Eric DeCosta.....	47
Rick Neuheisel, Offensive Coordinator/QBs	19
Frank Gansz Jr., Special Teams Coordinator	17
Jeff Goering	57
Hortiz, Joe.....	51
George Kokinis	48
Dennis Mannion	55
Art Modell.....	6
Pat Moriarty	45
Ozzie Newsome	8
Vincent Newsome.....	49
Player Personnel Team	50
Rex Ryan, Defensive Coordinator	2
Schedule and Facts	1
Staff Directory	3
Staff Photos	59
Bill Tessendorf	56
Lionel Vital	52

PLAYERS - SECTION 2

Draft Choices	250
1st-Year Players	259
2nd-Year Players	259
Rookie Free Agents	263
Rosters	272
Veteran Players	71

2006 REVIEW SECTION - SECTION 3

Game-by-Game Summaries	294
Honor Roll	278
How Ravens Were Built	284
Milestones.....	285
NFL Rankings	311
NFL Standings	312
Player Participation.....	282
Pro Bowl Ravens.....	278
Season Review	278
Starting Lineup	278
Statistics, Preseason	280
Statistics, Postseason	279
Statistics, Regular Season.....	277
Statistics, Game-by-Game	286

HISTORY SECTION - SECTION 4

Attendance	333
Baltimore Pro Football History	316
Biggest Days, Ravens	342
Defensive Touchdowns	340
Draft Choices, All-Time	331
Draft Choices, Colleges	332
First Downs	339
Largest Crowds	344
Last Time	341
Longest Plays	343

HISTORY SECTION - CONTINUED

Overtime Games	345
Postseason Results	335
Preseason Results	334
Prime Time Ravens.....	325
Pro Bowl Ravens.....	345
Rankings, Ravens	337, 340
Ravens vs. NFL	358
Regular Season Results	334
Ravens History	316
Ring of Honor.....	324
Roster, All-Time	326
Roster, All-Time by Jersey	329
Shutouts	363
Statistics, Cumulative 1996-2005.....	364
Super Bowl XXXV.....	315
Trades	345
Transactions	346
Won/Loss Results	333

RECORDS SECTION - SECTION 5

Baltimore Pro Football Records	426
Career Leaders	389
Individual Records	393
Opponents Best Games.....	424
Postseason, Individual	414
Postseason, Team	419
Team Records	402

GAME DAY SECTION - SECTION 7

Amenities, Stadium.....	431
Entertainment	434
M&T Bank Stadium	431
NFL Important Dates	441
NFL Schedule/Postseason Dates	443, 445
Preseason NFL Schedule	439
Ravens Radio Network	440
RAVE-TV	435
Stadium Diagram	437
Stadium Facts	1, 431
Training Camp	1, 438

MISCELLANEOUS

Abbreviation Chart	356
Comebacks, All-Time.....	49
Credential Requests, Media	1
Important NFL Dates	441
Index, Complete	448
Pronunciation Guide	197
Ravens Schedule	1
Staff Directory	3
Staff Photos	59
Training Camp Credentials.....	1, 438
Facility, Ravens Training Complex	1, 32
Top 10, Off./Def. Games	135

COMMUNITY

Community	65
Ed Block Courage Award	78
Extra Effort Award	192
Player of the Year, Nest	103
Player Foundations	64
Ravens All Community Team Foundation	64
Ring of Honor.....	324
Unsung Hero Award.....	114

CREDITS

Executive Editor: Francine Lubera **Editors:** Marisol Renner and Chad Steele
Art Director: Ken Lisse **Writer/Statistician:** Patrick Gleason
Contributors: Kevin Byrne, Mike Duffy, Melanie LeGrande, Karen McGee
Photographers: Phil Hoffmann, Stuart Haman



2007 STAFF DIRECTORY

EXECUTIVE & ADMINISTRATION

Steve BisciottiOwner
 Dick CassPresident
 Pam LundExecutive Assistant to the Owner
 Ron ShapiroSpecial Advisor to the Owner
 Arthur B. ModellMinority Owner
 Jeff GoeringChief Financial Officer
 Jim CollerController
 Elizabeth JacksonDirector of Human Resources
 Patti HolteryPayroll Manager
 Reba KoppelmanSenior Accountant
 Amy GardnerAccounts Payable Coordinator
 Toni Lekas and Valarie WidemanReceptionists

INFORMATION TECHNOLOGY

Bill JankowskiSr. Dir. of Information Technology
 Nick FuseeDirector of Information Technology

OPERATIONS

Bob EllerSr. Director of Operations
 Don FollettDirector of Fields & Grounds/
 Head Groundskeeper
 Joan SierackiTravel Manager
 Keith MathewsFacilities Maintenance Managers
 Sean KauffmanFields & Grounds Supervisor
 Bryan Filkins, P.J. PetelAssistant Groundskeepers
 Nathan Bickerstaff, Eric EversGroundskeepers

PUBLIC & COMMUNITY RELATIONS

Kevin ByrneSr.VP of Public & Community Relations
 Francine LuberaSr. Director of Publications/
 Game Credential Management
 Kenny AbramsDirector of Community Relations
 Chad SteeleDirector of Media Relations
 Melanie LeGrandeCommunity Relations Manager
 Marisol RennerPublic Relations Manager
 Mike DuffyWebsite Content Writer/Coordinator
 Patrick GleasonPublic Relations Coordinator
 Karen McGeePR, CR & Credential Assistant

BUSINESS VENTURES

Dennis MannionSr.VP, Business Ventures
 Laura YoungExecutive Asst., Business Ventures
 & Assistant to the President (Cass)

BROADCASTING

Larry RosenSr. Director, Broadcasting
 Don DiRaddoDirector, Broadcasting Administration
 Lauryn LukinManager, Broadcasting
 Jay O'BrienMultimedia Coordinator
 Matt BrevetBroadcasting Coordinator

TICKET SALES & OPERATIONS

Baker KoppelmanSr. Dir., Ticket Sales & Operations
 Mike BurkeManager, Ticket Sales & Hospitality
 Adam MazalewskiManager, Ticket Operations
 T.J. a'BeckettCoordinator, Ticket Operations & Dist.
 Kim HurneyCoordinator, Ticket Office Admin. &
 Customer Service
 Bernard StawskiTicket Sales & Hospitality Rep.
 Kristin YatesCoordinator, Customer Service & Comm.

CORPORATE SALES & BUSINESS DEVELOPMENT

Mark BurdettSr. Director, Corp. Partnerships
 & Media Sales
 Ed BurchellSr. Dir., Regional Partnerships & Sales
 Kevin RochlitzSr. Dir., National Partnerships & Sales
 Theresa AbatoDir., Corporate Sales & Suites Admin.
 Paige BoyleSr. Account Executive
 Erin HowlandSr. Account Executive
 Ray NaimoliSr. Account Executive
 Dana ClineMgr., Corp. Sales & Media Traffic
 Brad DownsMgr., Corporate Promotions
 Josh HartmanMgr., Premium Services & Suites
 Kate KaiserMgr., Corporate Sales Admin.
 Keith WeldonCorporate Sales Acct. Executive
 Sarah EllisonCorporate Sales Coordinator
 Marty TellerCorporate Sales Coordinator

MARKETING

Gabrielle DowSr. Director, Marketing
 Megan CollinsMgr., Events & Entertainment
 Andi GoodwinMgr., Advertising & Research

MARKETING (CONT'D FROM 1ST COLUMN)

Brian KasabulaMgr., Fan Dev. & Promotions
 Ken LisseManager, Design
 Tina GaldieriCoordinator, Cheerleaders
 Damone JonesCoord., Youth Mktg. & Promotions
 Brandon WilliamsCoordinator, Mascots

NEW MEDIA

Michelle AndresDirector, New Media
 Jennifer HinkleCoordinator, New Media

STADIUM OPERATIONS

Roy SommerhofSr. Dir., Stadium Operations
 Jobie Waldt, FMAMgr., Stadium Operations
 John ClineMgr., Event & Guest Services

SECURITY

Darren SandersDirector of Security
 Vernon HolleySecurity Manager
 Ed Brown, Renee Crouell, Craig SingletarySecurity

PLAYER PERSONNEL

Ozzie NewsomeGeneral Manager & Executive VP
 Pat MoriartyVP of Football Administration
 O.J. BrigranceDirector of Player Development
 Eric DeCostaDirector of College Scouting
 George KokinisDirector of Pro Personnel
 Vincent NewsomeAsst. Director of Pro Personnel
 Joe HortizNational Scout
 Lionel VitalNational Scout
 Chad AlexanderMidwest Area Scout
 Joe DouglasNorthwest Area Scout
 Jeremiah WashburnSouthwest Area Scout
 Andy WeidlWest Area Scout
 Jessica MarkisonExecutive Assistant/
 Football Administration Manager
 Roy AndersonPlayer Personnel Assistant
 Mark AzevedoPlayer Personnel Assistant
 Milt HendricksonPlayer Personnel Assistant
 Maggie LitzPlayer Personnel Admin. Assistant

COACHING TEAM

Brian BillickHead Coach
 Frank Ganz JrSpecial Teams Coordinator
 Rick NeuheiselOffensive Coordinator/Quarterbacks
 Rex RyanDefensive Coordinator
 Clarence BrooksDefensive Line
 Mark CarrierSecondary
 Vic FangioSpecial Asst. to the Head Coach/Defense
 John FasselAssistant Special Teams
 Jedd FischAssistant Quarterbacks Coach
 Jeff FitzGeraldLinebackers
 Chris ForsterOffensive Line/Asst. Head Coach
 Jeff FridayStrength and Conditioning
 Wade HarmanTight Ends/Assistant Offensive Line
 Mike JohnsonWide Receivers
 Tony NathanRunning Backs
 Mike PettineOutside Linebackers
 Paul RicciAssistant Strength and Conditioning
 Greg RomanAssistant Offensive Line
 Dennis ThurmanSecondary
 Megan McLaughlinExecutive Assistant to the
 Head Coach & Coaching Team

EQUIPMENT

Ed CarrollManager
 William SheridanAssistant Manager

TRAINING & MEDICAL

Bill TessendorfVP of Medical Services/
 Head Certified Athletic Trainer
 Mark SmithAssistant Certified Athletic Trainer
 Kevin DomboskiAssistant Certified Athletic Trainer
 Kyle SchimmoellerAssistant Certified Athletic Trainer
 Tricia BosleyMedical Services Assistant

VIDEO OPERATIONS

Jon DubeDirector of Football Video Operations
 Mark BienvenuAssistant Director
 Collin FergusonAssistant



STEVE BISCIOTTI

OWNER

COLLEGE: SALISBURY STATE UNIVERSITY

YEARS WITH RAVENS: 8

YEARS IN NFL: 8

PURCHASED RAVENS: 49% ON 3/27/00; FULL ON 4/9/04

HS: SEVERNA PARK (MD)

BORN: 4/10/60 PHILADELPHIA, PA

Born in Philadelphia on April 10, 1960, Steve Bisciotti moved with his family to Baltimore (Severna Park) in March of 1961 when Steve, the youngest of 3 children, was 11 months old. His father, Bernard, took the children to Orioles and Colts games. Sadly, Bernard died of leukemia when Steve was 8. His mother, Patricia, a huge Ravens' fan, then raised the children alone.

Commonly described by his long-time friends and co-workers as a "regular guy," Steve had always held part-time jobs...He mowed lawns (including at St. John the Evangelist Catholic Church), pumped gas and babysat...And he played sports. "I wasn't much of a high school athlete, but played football, baseball and basketball all the time when I was growing up," Bisciotti adds. As a senior at Severna Park High School, Steve played on the football team for head coach Andy Borland...(Bisciotti transferred to Severna Park after 2 years at Severn School.)

"My responsibilities are not only to my family and the people who work for the Ravens. There are over a million stakeholders in the Baltimore area that we have an obligation to. They're the fans that invest more than three hours on Sunday to watch, listen to, or attend our games. That's a big difference from owning a non-sports company."

— Steve Bisciotti on owning the Ravens

After graduating from Salisbury (MD) State with a degree in liberal arts in 1982, Bisciotti worked in the temporary help industry...When he lost his job in 1983 (he was 23), he founded Aerotek with his 1st cousin, Jim Davis...They opened a basement office in Annapolis and furnished it with second-hand desks purchased from Goodwill...They offered aerospace and technology companies access to skilled temporary employees...Starting with 2 employees and

2 clients, Bisciotti and Davis produced \$1.5 million in sales in the 1st year.

Aerotek grew into the Allegis Group, which currently is the 3rd-largest staffing firm in the United States – 6th in the world...The company, which is based in the Baltimore area and has offices throughout the U.S., Canada and Europe, has over 6,000 employees and 65,000 high-end contract workers. Allegis Group, which, like Steve, does little self promotion or publicity, places employees in positions from engineers to cable installers, to computer programmers, to marketing specialists.

Until he bought the Ravens, Bisciotti's incredible business success was not well known to the general public on a national level...In fact, it wasn't even notable in the Baltimore area, where he and his partners kept a low profile.

How does Bisciotti describe his ownership style? "I'm very active, but would not describe myself as an owner who is involved in all of the day-to-day decisions. I want to be included and continually educated. But, in the end, I want those qualified in their respective fields of expertise to make the decisions. I don't know more about acquiring players than Ozzie does. I don't have the coaching expertise that Brian has. We have a smart, respected team president (Dick Cass). But, I do think I know the right questions to ask," Bisciotti states.

"I have no interest in notoriety, and wouldn't mind being the least-known owner in the NFL. I know the media would like more from me, but people like Ozzie (Newsome) and Brian (Billick), plus the players, represent our team well."

— Steve Bisciotti on shunning publicity

"There are many reasons why Steve is successful. One of those is that he can inspire people to do



Steve Bisciotti at Colts training camp with NFL legend Johnny Unitas.

“I remember going to a couple of Colts’ games every season with my Dad or Mom and brother (Mike) and sister (Cathy Thomas). We were on the 10-yard line, lower deck. We’d go to O’s games, too. My favorite player was Paul Blair, because my brother already claimed Brooks Robinson and would not let me take the same guy. We’d also go to Westminster for Colts training camp. We have pictures with various players, and I have one with me wearing Johnny Unitas’ helmet. I would always ask the Colts’ players if I could wear their helmets.”

– Steve Bisciotti

better, both individually and collectively. We see that regularly here. Steve gives us input on every significant decision we make,” says Cass, who was one of only two Bisciotti hires after he purchased total control of the Ravens.

Bisciotti directed the planning and building of the team’s state-of-the-art training and practice facility, which opened in October of 2004. “There is none better than ours,” Billick says. “A facility can’t win a game for you, but what Steve built gives us an edge. Players spend more time here preparing to win because it’s a good place to get work done and hang out with teammates and coaches.”

Bisciotti, who is 47 and the 2nd-youngest owner in the NFL (to Daniel Snyder, 43), bought a minority interest in the Ravens in 2000 from Art Modell and completed the purchase of the franchise on 4/9/04...Steve’s initial

investment in the team provided funds to secure free agents for the 2000 Super Bowl XXXV championship team...Steve’s influence in the NFL continues to rise – he currently is a member of 2 important ownership committees: Broadcasting and Digital Media.

As is his style, Steve quietly is dedicated to a number of important causes and projects, some associated with his deep Catholic faith...He is a board member for both Catholic Charities and Mother Seton Academy (Baltimore)...Bisciotti recently (2007) purchased a collection of Baltimore Colts and Johnny Unitas memorabilia, which he immediately loaned to Baltimore’s Sports Legends Museum. “It was important to keep those memories in Baltimore, and for fans to get a chance to see them,” Bisciotti explains.

Steve, who enjoys golfing, boating and a devotion to University of Maryland athletics, and his wife Renée (Foote), are the parents of 2 sons, Jason, and Jack, both college students...Renée helped design the interior and selected the furnishings at the Ravens’ training complex...The family lives in Millersville, MD.

Bisciotti is pronounced Bih-SHAH-tee.

MORE ON STEVE

MARYLAND BASKETBALL COACH GARY WILLIAMS: *“What really strikes me about Steve is his loyalty to the friends he’s had forever. A lot of people, when they become very successful like Steve, they move on. His friends are the same ones he grew up with. That’s one of his strengths.”*

MARYLAND HOUSE SPEAKER MICHAEL E. BUSCH (Who grew up 8 doors away from Steve in Severna Park): *“Steve values hard work, values his family. His friends today are the same ones he had yesterday. He hasn’t changed his personality or his friends. There is nothing pretentious about him.”*



ART MODELL MINORITY OWNER

YEARS WITH RAVENS: 12
YEARS IN NFL: 47
JOINED AIR FORCE: 1943
HS: NEW ULTRECHT (BROOKLYN, NY)
BORN: 6/23/25, BROOKLYN, NY

Art Modell embodies the legacy of a true American success story. He has been described as a bold, competitive and compassionate entrepreneur. Modell finalized the sale of the 2000 World Champion Baltimore Ravens to majority owner Steve Bisciotti in April 2004. *Art was one of 15 finalists for the Canton NFL Hall of Fame in 2001 and a semifinalist for the classes of 2004, 2005, 2006 and 2007.*

Modell, who purchased the Cleveland Browns for what was an unprecedented price of \$4 million in 1961, brought the NFL back to Baltimore in February of 1996...It was not an easy move to make for the longtime Cleveland, but Modell did not leave the fans of Cleveland empty handed...Art left the name "Browns;" the team colors and the great and storied Browns' history.

In his 43 seasons of full ownership of the Browns and Ravens, *Modell won 2 NFL championships (1964 and 2000)* and 3 other teams (1965, 1968 and 1969) played in NFL title games...Three more teams (1986, 1987 and 1989) lost memorable AFC Championship battles – all against John Elway and the Broncos... Ten other teams earned playoff berths, while 6 more entered the season's final week with a chance to make the postseason.

Modell was the only elected NFL president in league history, serving in that capacity from 1967 through 1969...He chaired the negotiations for the 1st collective bargaining agreement with the players in 1968, leading a committee that included Vince Lombardi and Jim Finks, both NFL Hall of Famers...*Modell might be most noted for his tenure as the NFL's broadcast chairman...The contracts he negotiated over a 31-year period (1962-93) set the standard for sports TV.*

Key career highlights include:

- Chairman of the Owners Labor Committee (1968), which successfully negotiated the NFL's 1st players' collective bargaining agreement.
- Served on the NFL-AFL Merger Committee, breaking the impasse for realignment of the 2 leagues by moving the Browns to the AFC.
- Worked closely with Pete Rozelle to establish NFL Films and became its 1st chairman.
- In 1970, Art was an important negotiator with ABC to launch *Monday Night Football* and volunteered to host the 1st game in Cleveland. (The Browns won, 31-21, over the NY Jets.)

PERSONAL: Art and his wife, Pat, are the parents of John and David and 6 grandchildren...David lives in Baltimore with his wife, Michel, and helps run Modell Ventures...John and his wife, Tracy, live in L.A....John is a composer/producer, and is president of Modular Entertainment, a music and multimedia production company...Art and Pat, residents of Cockeysville, MD and Vero Beach, FL, are active in the Baltimore community...The couple has donated millions of dollars to a variety of charities, most notably, the SEED School, a boarding school being developed in Baltimore for disadvantaged youth, Johns Hopkins Hospital, Kennedy Krieger Institute, St. Vincent's Center, a home for abused children, and the House Of Ruth, a domestic violence center...Modell received the *Generous Heart Award* from the Dr. Ben Carson Scholarship Foundation, given annually for excellence in the community.

AMAZING TREE

Art gave 2 current NFL head coaches – Bill Belichick and Brian Billick – their 1st head-coaching opportunities. When traced as a family tree, this duo has spawned 5 of the league's current head coaches: Belichick (Romeo Crennel and Eric Mangini) and Billick (Marvin Lewis, Jack Del Rio and Mike Nolan). Modell gave Marty Schottenheimer (Cle., 1984) his 1st opportunity. Four other current NFL head coaches Tony Dungy (Lovie Smith), Ken Whisenhunt (Bill Cowher) and Cam Cameron were produced from Marty's tree. Blanton Collier, of Modell's 1964 World Champion Browns, was given his 1st head-coaching position by Modell.





DICK CASS PRESIDENT

COLLEGE: PRINCETON
LAW SCHOOL: YALE
YEARS WITH RAVENS: 4
YEARS IN NFL: 4
HS: MERCERSBURG (PA) ACADEMY
BORN: 1/13/46, WASHINGTON, D.C.

Dick Cass is in his 4th year as president of the Bisciotti franchise. *Cass oversees every area of the Ravens' organization, including player and staff personnel, the coaching team, corporate sales, communications and business ventures.* In addition to his time with the Ravens, Dick has served as counsel to a number of NFL owners, including both the Washington Redskins and the Dallas Cowboys, as well as the NFL's league office. *"Dick has had involvement with every aspect of an NFL team," said Steve Bisciotti. "His legal expertise, his working knowledge of the business, his relationships at the league office, and the respect he has already earned around the league are significant assets for the franchise."*

2004-07: (with Baltimore) 2006: Saluted by former NFL commissioner Paul Tagliabue for Dick's input to the revenue-sharing plan of the current NFL Collective Bargaining Agreement...Initiated fundraising after Hurricane Katrina that resulted in \$1.2 million donated from the Ravens' family...Though dismissed by Cass, was mentioned prominently by media as a possible successor to Tagliabue...Instrumental in raising \$1.2 million to refurbish Baltimore Polytechnic Institute's football stadium...The new field allows all 18 Baltimore City public high schools to play at least 2 games per season at the venue. **2004:** Cass was named president of the club in April and was *Steve Bisciotti's 1st hire as new owner of the Ravens*...Cass brought a wealth of business knowledge, plus legal and negotiating expertise to the club...Orchestrated a midseason move to the new Ravens' facility in Owings Mills, coupling football operations and corporate into one state-of-the-art complex.

1972-2003: (with Wilmer, Cutler & Pickering) A partner of the DC-based law firm of WCP (31 years)...Was chairman of the firm's Business Transactions Section and a member of its Management Committee...Had a general corporate and securities practice, representing companies and entrepreneurs in complex corporate partnership and securities transactions. **2003:** Was counsel to the Independent Commission of the US Olympics Committee. **2002:** Was counsel to the owner of the NBA Charlotte Hornets in the team's relocation to New Orleans. **2000:** Represented Steve Bisciotti in the purchase of the Ravens from the Modell family. **1999:** Represented the estate of Jack Kent Cooke in the sale of the Washington Redskins to Daniel Snyder. **1992-93:** Retained by NFL as an advisor pursuant to the Collective Bargaining Agreement with players (continues to this day). **1980s:** Represented Dallas Cowboy owner Jerry Jones in the acquisition of the team and Texas Stadium...Continued to advise Jones and the Cowboys on a variety of franchise matters, including sponsorship contracts, the Collective Bargaining Agreement and salary cap, NFL broadcast arrangements, NFL Internet policies, stadium financing, estate planning, local broadcast partnerships, and NFL substance abuse programs. **1979:** Promoted to partner of Wilmer, Cutler & Pickering law firm. **1972:** Served his 1st year as a member of WCP law firm.

COLLEGE: Graduated Phi Beta Kappa from Princeton in 1968...A knee injury, coupled with surgery, kept him from athletics his 1st 2 years...Played rugby as a junior and senior for the Tigers...Graduated from Yale Law School in 1971.

PERSONAL: Clerked for a federal judge in Connecticut for a year before joining WCP, a law firm with global offices...Father was in the Coast Guard...As a child, Dick moved all over the country with his parents, including Virginia, Maryland, Michigan, California, Washington, D.C., Florida and Massachusetts...Graduated from Mercersburg (PA) Academy, where he was student body president and captain of the football, basketball and baseball teams...Cass serves on the boards of the Greater Baltimore Committee, Kennedy Krieger Institute (a developmental disability facility), Maryland Science Center, Baltimore Community Foundation and the Bert Bell NFL Players Pension Plan...He has served on the boards of trustees for both Princeton and Mercersburg Academy...He continues as chairman of the Ravens' All Community Team Foundation...Dick's wife, Heather, owns an architecture firm, Cass and Associates...She is also a graduate of Yale (School of Architecture) and is a Fellow of the American Institute of Architects...Their daughter, Courtney, is a Columbia graduate who taught in New York City public schools for 3 years and has since earned a law degree from the University of Virginia...She is currently clerking for a federal judge in Baltimore...Their son, Willy, is a graduate of St. Albans, and is currently a senior at Yale...The Cass family resides in Baltimore and Chevy Chase, MD.



OZZIE NEWSOME

GENERAL MANAGER & EXECUTIVE V.P.

COLLEGE: ALABAMA

YEARS WITH RAVENS: 12

YEARS IN NFL: 30 (13 as a player)

YEARS IN PERSONNEL: 17

HS: COLBERT COUNTY (LEIGHTON, AL)

BORN: 3/16/56, MUSCLE SHOALS, AL

Ozzie Newsome is known throughout the NFL as one of the game's top leaders and personnel authorities. *A Pro Football Hall of Famer, Newsome was the architect of the Ravens' Super Bowl XXXV championship team in 2000. In recognition of that achievement, he was voted the NFL's Executive of the Year.* Promoted from director of player personnel by Art Modell in 2002, *Ozzie became the NFL's 1st GM who is African American.* Newsome is a member of 2 major NFL policy-making committees: the Competition and Diversity Committees.

OVERVIEW: Newsome joined the front office of the Cleveland franchise following his storied career as the Cleveland Browns' Pro Bowl tight end (1978-1990)...From his 1st position as an assignment scout for the Browns in 1991, Ozzie went on to become the Ravens' general manager and executive vice president in the fall of 2002, after directing player personnel since the start (1996) of the Baltimore franchise...*Voted to the Pro Football Hall of Fame in Canton, OH in 1999*...Hall of Famer and NFL great Calvin Hill (RB - Dallas, Washington, Cleveland), a close friend of Ozzie's, introduced Newsome at the induction ceremony.

NFL DRAFTS: Under Newsome's guidance, the Ravens own remarkable draft success...In the team's 1st 11 drafts, Newsome has selected 1st-rounders who have earned Pro Bowl honors a total of 33 times...The team's 1st picks ever - Jonathan Ogden and Ray Lewis - the 4th and 26th selections, respectively, in the 1996 draft, have combined for 18 Pro Bowls...Both are considered likely NFL Hall of Famers...In those 11 drafts, Baltimore has selected in the bottom half of the 1st round with uncanny success: Lewis, who has twice been named as the NFL's Defensive Player of the Year (2000 and 2003); Todd Heap, at 31 in 2001, has been to 2 Pro Bowls; and Ed Reed, the 24th pick in '02, has gone to Hawaii 3 times and earned the NFL's MVP of defense in '04...At the start of the 2006 campaign, *the Ravens had drafted (since 1999) the highest percentage (74.2) of players on NFL rosters, and they also boasted the 2nd-highest percentage of players drafted on their own roster.* In 5 consecutive drafts (2000-2004), *the Ravens are the only NFL team to select more than 2 Pro Bowlers in the 1st round (Jamal Lewis, Heap, Reed and Terrell Suggs)*...

Reed and Heap are the only players in that span who were picked in the bottom 3rd of the 1st round to go to the Pro Bowl...In the 1st 11 years of Ravens' history, Newsome and his staff have drafted 10 players who have been selected to go to Hawaii...In 2002, Newsome also signed rookie free agent LB Bart Scott, who earned his 1st Pro Bowl in 2006...With that, Baltimore has produced 11 home-grown Pro Bowl players over 11 seasons...*Noted Don Banks of SI.com: "The Ravens are the NFL's gold standard on draft day, consistently making choices that stand the test of time."*

"GM and executive vice president Ozzie Newsome proves year in and year out that he is one of the very best in the business. He has very little ego and is an outstanding listener. Coach Brian Billick also has a lot of say in personnel decisions, but these two work very well together. The scouting and coaching staffs' voices are heard, and they are very loyal to the organization. Few teams handle personnel decisions as well as the Ravens. Baltimore may have the best string of first-round picks of any team in the league, and Newsome has a great deal to do with that success."

- ESPN.com/Scouts Inc., 2007

FREE AGENT SIGNINGS: Not only have Newsome's drafts been productive, but free agent signings have proven to be masterful...One of the NFL's all-time greats, former CB/S Rod Woodson, made the Pro Bowl 3 seasons (1999-2001)...DE Michael McCrary earned Pro Bowl accolades twice...Along with adding Pro Bowl TE Shannon Sharpe, Newsome recruited and signed DT Sam Adams, who produced 2 Pro Bowl years as a Raven (2000-01)...In 2006, Newsome traded for QB Steve McNair (who went on to garner his 4th Pro Bowl honor) and signed DE Trevor Pryce (who led the Ravens with 13 sacks) en route to Baltimore's franchise-best 13-3 campaign..."We've been able to recruit and sign veterans who helped us win a Super Bowl and kept us competitive in other seasons," Newsome said.

2007: The Ravens bolstered their offense in the offseason by trading 2 2007 picks and a 2008 draft choice to Buffalo for RB Willis McGahee, one of the NFL's top young talents...On defense, they extended NT Kelly Gregg's contract 4 years and re-signed OLB Jarret Johnson to a 3-year deal...Drafting for the 12th time in team history, Newsome and his staff compiled a class made up of 5 offensive and 2 defensive players...With their 1st 3 picks, the Ravens tabbed Auburn G Ben Grubbs

OZZIE NEWSOME TIMELINE*

YEAR	EVENT / HONOR	TEAM
2004	Pro Football Writers Association Horrigan Award	Ravens
2002	Promoted to General Manager & Executive VP	
2000	Super Bowl XXXV and NFL Executive of the Year	
1999	Inducted into the Pro Football Hall of Fame	
1996	Vice President of Player Personnel	
1995	State of Alabama Hall of Fame	Browns
1994	Director of Pro Personnel	
	National Football Foundation College Hall of Fame	
	NCAA Hall of Fame	
1993	Assistant to the Head Coach/Offense/Personnel	
1991	Special Assignment Scout	
1990	Byron "Whizzer" White Award	
1981, 1984-85	Pro Bowl	
1978, 81, 83-84	4-Time Recipient of Cleveland Touchdown Club's Offensive Player of the Year	
1978-1990	Cleveland Browns All-Pro Tight End	

*List does not include all recognition awards

in the opening round (29th overall) and used 3rd-round picks on Kansas State WR/RS Yamon Figurs (74th overall) and Iowa G/T Marshal Yanda (86th overall)...Each of these players earned "red star" designations, meaning they were unanimously considered "prototypical Ravens" by every member of the personnel staff. "These guys have a temperament and countenance we want: toughness, high character and intelligence, leadership and competitiveness," said director of college scouting Eric DeCosta...Along with Grubbs, Baltimore also drafted another player considered to be the top prospect at his position by taking Alabama FB Le'Ron McClain (4th round)...Additionally, the Ravens selected OLB Antwan Barnes (4th round, Florida International), Heisman Trophy winner QB Troy Smith (5th round, Ohio State) and ILB Prescott Burgess (6th round, Michigan).

2006: Baltimore produced the best record in franchise history with a 13-3 mark...Thanks to key off-season free agent additions like 2003 NFL co-MVP QB Steve McNair, 4-time Pro Bowl DE Trevor Pryce and Pro Bowl special teamer Gary Stills, the Ravens improved in all 3 phases of the game...Additionally, the Ravens had 5 rookie draft picks start at least 1 contest, including 1st-rounder Haloti Ngata (16 games) and 5th-round pick Dawan Landry (14 games)...Both Ngata and Landry earned **PFW/PFWA** All-Rookie Team honors and were integral pieces of Baltimore's No. 1-ranked defense...The Ravens produced 8 Pro Bowl players: LB Ray Lewis (8th), CB Chris McAlister (3rd), McNair (4th), T Jonathan Ogden (10th), S Ed Reed (3rd), LB Bart Scott (1st), LB Terrell Suggs (2nd) and LB Adalius Thomas (2nd)...TE Todd Heap, Stills and K Matt Stover all received 1st-alternate Hawaiian nods...The top-ranked Baltimore defense finished 1st in nearly every NFL statistical category: points allowed (201, 12.6 per game), total yards allowed (264.1), red zone defense (33.3% TDs allowed), 3rd downs converted (28.8%), takeaway/giveaway ratio (+17) and INTs (28, with 5 for TDs)...Averaging 24.3 points and 344.2 total yards per contest with Brian Billick calling plays in the final 10 games, the offense set several franchise season records: fewest sacks allowed (17), completion percentage (62.6%), fewest turnovers (23, tied with 2004) and 3rd-down conversions (96)...On special teams, Stover hit 28 of 30 FGs (.933% led NFL), rookie P Sam Koch placed 12 punts inside the 10 (2nd most in the league) and Stills posted an NFL-best 44 special teams stops...After the Ravens' 27-26 win at Tennessee, keyed by McNair's 376-yard, 3-TD effort and Pryce's game-clinching FG block, *Newsome was awarded the game ball for his efforts in building the 2006 team.*

2005: A disappointing season ended with a 6-10 record, but gave way to hope with 2 late-season victories (48-3 vs. GB on 12/19 and 30-23 vs. Min. on 12/25), plus a 16-13 OT triumph vs. the eventual Super Bowl champion Steelers (11/20)...The Ravens lost 67 starting players to injuries, which were 3rd most in the NFL...Pro Bowlers WR Derrick Mason and CB Samari Rolle, along with LB Tommy Polley and G Keydrick Vincent, were added for the 2005 campaign...Ogden made his 9th-straight Pro Bowl appearance...TE Todd Heap set career-franchise marks for catches (243) and receiving yards (2,893)...First-round draft choice WR Mark Clayton set rookie records with single-season franchise highs in catches (44) and yards (471)...Mason set a team mark with 85 catches...On defense, the top 3 performers were Pro Bowler Adalius Thomas (9 sacks, and a team-high 3 defensive TDs) and Polley and Scott, who had 134 and 119 tackles, respectively.

2004: Baltimore, with key starters missing a total of 53 games, fell 1 game short of the playoffs, finishing with a 9-7 mark...First-round pick went to New England as part of '03 trade for spot to draft QB Kyle Boller...Five of the 7 draft choices saw action, including 2nd-rounder DT Dwan Edwards, WR Devarn Darling (3rd), OLB Rod Green (5th), WR Clarence Moore (6th) and G Brian Rimpf (7th)...QB Josh Harris (6th) was signed off the practice squad by the Browns and RS Derek Abney (7th) missed the season with a shoulder injury...S Ed Reed, the Ravens' 1st pick in 2002, was named the NFL's Defensive Player of the Year...Reed, Ray Lewis, Chris McAlister, Ogden and Suggs all

OZZIE NEWSOME

made the Pro Bowl...*In June of 2004, the Pro Football Writers Association honored Ozzie with the Joe Horrigan Award for his cooperation and understanding of the media.*

2003: Ravens won their 1st-ever division title with a 10-6 record; Baltimore hosted the Titans in the Wild Card, but lost 20-17...Ravens sent 8 draft picks to the Pro Bowl, including LB Adalius Thomas (6th in 2000)...In the draft, Newsome and his staff picked LB Terrell Suggs (1a, 10th overall), who posted a Ravens' rookie-record 12 sacks and earned NFL Defensive Rookie of the Year honors...Rookie QB Kyle Boller (1b, 19th overall) started and finished the 1st 8 games of the season, leading the Ravens to a 5-3 mark. (Boller was injured in the 2nd quarter of the 9th game)...Ravens selected Boller with NE's 1st pick (19th) in 2003.

2002: Newsome and his staff assembled the youngest team in NFL history...Most observers predicted the Ravens would win 2 to 4 games, but Baltimore entered game 15 with a 7-7 mark and a chance to be the AFC's top Wild Card playoff team...Two last-minute losses to Cleveland (14-13) and at Pittsburgh (34-31) gave the Ravens a 7-9 mark...That year's draft produced 2 immediate starters (Reed and DE Anthony Weaver) and a standout returner in Lamont Brightful...Reed led the Ravens with 5 INTs and made every NFL All-Rookie team...Weaver was called the "best rookie defensive lineman I've seen," by then-defensive coordinator Mike Nolan...Lamont Brightful set a team record with a 95-yard punt return while averaging 16.1 and 20.6 yards on PR and KOR, respectively...Two 6th-rounders, RB Chester Taylor and S Chad Williams, made contributions as rookies...Rookie free agent S Will Demps started 46 games in his 4 seasons (2002-05) with the Ravens.

2001: Picking late in each round after winning Super Bowl XXXV, Ozzie and his staff continued to draft well...The 1st 4 draft picks are current NFL standouts: TE Todd Heap (1) went to 2 Pro Bowls in 2002-03, after leading the Ravens in receiving for those 2 years...LB Ed Hartwell (4), now with Cin., and CB Gary Baxter (2), currently with Cle., were Baltimore's top 2 tacklers in 2002...Hartwell (191 in '02) and Polley (134 in '05) were the only Ravens other than Ray Lewis (injured) to lead the team in tackles; C Casey Rabach (3), with Was., started every game for Baltimore in '04.

2000: The architects of the Ravens' Super Bowl championship team, Newsome and his staff hit gold with the selection of RB Jamal Lewis (the team's all-time leading rusher) with the 5th pick in the 1st round...As a rookie, Lewis set a Ravens' team record with 1,364 rushing yards and added 1,327 rushing yards in 2002, his 2nd active season with the Ravens...In '03, Lewis was named NFL Offensive Player of the Year when he led the NFL in rushing with 2,066 yards (2nd-best in NFL history) and rushed for 500 yards in 2 games against Cle., the most yards against a single opponent in a season in NFL history...A 2nd 1st-round pick (10th), Travis Taylor, finished '04 as the then-leading receiver in Ravens history...Standout LB Adalius Thomas was a 6th-round selection in that draft...Thomas earned 2 Pro Bowls as a Raven (2003 and 2006)...*Ozzie was voted NFL Executive of the Year.*

1999: Continued his hot hand at drafting when he tabbed Arizona CB Chris McAlister with the 10th pick in the 1st round...McAlister became the next member of the Ravens' defense to earn Pro Bowl honors, doing so in 2003...Newsome and his staff also picked 2 starters, LG Edwin Mulitalo and WR Brandon Stokley, in the 4th round of the draft...Stokley opened the scoring in SB XXXV with a 38-yard TD grab from QB Trent Dilfer.

1998: Coordinated the selections of CB Duane Starks and WR Patrick Johnson with the team's 1st 2 picks...Starks tied for the NFL's INT lead among rookies that year (equaling Charles Woodson's 5)...Starks added 5 more thefts in his 2nd season and led the Ravens with 6 in 2000...Starks thrilled Ravens fans with a 49-yard INT for a TD against the Giants in the Super Bowl...Johnson caught the game-winning TD in the final minute of the Ravens' 1st win at Tennessee in 2000.

1ST-ROUND DRAFT SELECTIONS (1996-2007)

DRAFT	PLAYER	PRO BOWLS	CURRENT TEAM
1996	T Jonathan Ogden	10	Baltimore
	LB Ray Lewis	8	Baltimore
1997	LB Peter Boulware	4	Retired
1998	CB Duane Starks		Oakland
1999	CB Chris McAlister	3	Baltimore
2000	RB Jamal Lewis	1	Baltimore
	WR Travis Taylor		Oakland
2001	TE Todd Heap	2	Baltimore
2002	S Ed Reed	3	Baltimore
2003	LB Terrell Suggs	2	Baltimore
	QB Kyle Boller		Baltimore
2005	WR Mark Clayton		Baltimore
2006	DT Haloti Ngata		Baltimore
2007	G Ben Grubbs		Baltimore



1997: In his 2nd draft, Newsome picked 4-time Pro Bowler LB Peter Boulware and LB Jamie Sharper, S Kim Herring and C Jeff Mitchell – all 4 started against the Giants in the Super Bowl XXXV victory...Boulware, the Ravens' all-time sacks leader, was consensus choice for Defensive Rookie of the Year and led the AFC in sacks in 2001 with 15.

1996: Art Modell invited Newsome to join him as the Ravens' *vice president of player personnel* when he moved the franchise to Baltimore...Under Newsome's direction, this draft produced 2 perennial Pro Bowlers in LT Jonathan Ogden and ILB Ray Lewis, who was MVP in Super Bowl XXXV and the NFL's Defensive Player of the Year in 2000 and 2003...Also making the Pro Bowl (twice) as a returner was Jermaine Lewis, a 5th-rounder in that draft.

1991-95: (with Cleveland) First position in the front office was as a special assignment scout...Two years later ('93), he was promoted to a very comprehensive assignment – assistant to the head coach/offense/pro personnel. "I had to find out which direction my career would go," Newsome explains. "Art gave me the opportunity to work with the coaches, and I enjoyed that. At the same time, I increased my experience with the personnel department and decided that's where I wanted my career to head"...In 1994, *Newsome was named the Browns' director of pro personnel*...Although he continued to help on the field, Newsome provided detailed studies on other NFL players and recommended players the team should try to acquire.

NFL PLAYER: 1978-90: (with Cleveland) Newsome retired after 13 years as a premier NFL tight end...His 662 receptions for 7,980 yards are the 3rd most ever caught by a TE and the most in Browns history...Ozzie ended his career as the 4th-leading NFL receiver of all time...He earned 3 Pro Bowls (1981, 1984-85) and was a 4-time winner of the Cleveland Touchdown Club's Offensive Player of the Year award (1978, 1981, 1983 and 1984)...His streak of 150 games in a row with a catch is the 2nd longest in NFL history...*Winner of the 1990 Byron "Whizzer" White Award as the NFL's top community volunteer*...Newsome, who was named to the All-NFL team of the 1980's (2nd team), consistently received All-AFC and All-NFL honors throughout his career...He was a 1978 No. 1 draft choice, along with Clay Matthews, and the 2 are among an elite group of Browns to play for 3 decades...The others are: Gene Hickerson (1958-60, 62-73), Dick Schafrath (1959-71) and Don Cockroft (1968-80)...*Until Shannon Sharpe broke his records in 2001, Newsome's pro career was the best of any TE in NFL history.*

COLLEGE: Newsome graduated from the University of Alabama with a degree in recreation administration...During his 4-year collegiate career, Oz caught 102 passes (2,070 career yards and 16 TDs) and helped his team win 3 SEC Championships...As a senior in 1977, he was named team captain, and SEC lineman of the year, as well as being an All-America selection...Was inducted into the College Football Hall of Fame in 1994.

PERSONAL: Attended Colbert County (Leighton, AL) HS...Winner of the 1990 Byron "Whizzer" White Award as the NFL's top community volunteer, he is widely known for his willingness to help those in need...In 2007, along with Tony Dungy, Herm Edwards and Lovie Smith, Newsome received the Fritz Pollard Alliance's Johnnie Cochran Salute to Excellence Award, which honors African Americans in the NFL who make the biggest impact on the field and in the front office...Newsome also received the FPA's Paul "Tank" Younger Award, acknowledging his dedication and achievement in building a successful organization...Newsome has gained induction into 4 halls of fame: the NFL's Pro Football Hall of Fame in Canton, OH (1999), the National Football Foundation College Hall of Fame (1994), the NCAA Hall of Fame (1994) and the State of Alabama Hall of Fame (1995)...On the wall of Newsome's office is a sideline portrait of Ozzie's mentor, Paul "Bear" Bryant, in his trademark houndstooth hat...*"Coach [Bryant] helped me grow up. He pushed me further than I thought I could go, both on and off the field,"* Newsome said...Ozzie, who works out every day (and sometimes puts in 2-a-days), is also an avid golfer...He says his dream foursome would include Bear Bryant, Tiger Woods, Michael Jordan and himself...Newsome's wife, Gloria, and their son, Michael Ryan, live in Cockeysville, MD

PLAYER EXPERIENCE: 1978-1990 (Cleveland Browns)

QUOTES TO NOTE ON DRAFTING SUCCESS

Newsome on Ravens Staff: "Our staff is the reason why we've had success. Our scouts are on the same page with the way we gather information, and most of us have been together since the Ravens started in 1996. We have a system in place that is time consuming and thorough. The staff works very hard. We've tweaked the process along the way, and our scouts are basically home grown. They grew up in our system. I think another strength of our room is that we respect and listen to each other. That's how we believe you create the most success."

Rick Gosselin, Dallas Morning News (2002): "I'm not so sure I wouldn't start my franchise with Ozzie Newsome, the personnel whiz of the Ravens. In a salary-cap world, where rosters are overhauled every offseason, the guy in charge of finding the players may be the most important guy in any NFL building. The good talent evaluators allow you to compete. The real ones win you championships."



BRIAN BILLICK

HEAD COACH

COLLEGE: BRIGHAM YOUNG

YEARS WITH RAVENS: 8

YEARS IN NFL: 15

YEARS IN COACHING: 28

HS: REDLANDS (CA)

BORN: 2/28/54, FAIRBORN, OH

Brian Billick is in an elite group. There are 7 current NFL head coaches who have guided teams to Super Bowl championships: Brian Billick, Bill Belichick, Tony Dungy, Joe Gibbs, Jon Gruden, Mike Holmgren, and Mike Shanahan. After guiding the Ravens to their 1st non-losing season (8-8) in 1999, his 1st as head coach, Billick led Baltimore to the playoffs, or the brink of the postseason tournament every year, except 2005. *The Ravens won the Super Bowl championship in 2000 and came back to the playoffs in 2001, 2003 and 2006.* A year ago (2006), Billick and the Ravens produced the best regular-season mark in team history, winning the tough AFC North with a 13-3 mark. The team did not earn the postseason in 2002, when the Ravens fielded the youngest team in NFL history and fell a victory short in 2004 when key starters missed a total of 53 games.

“The challenge for all teams every season is to get to the playoffs, and then find a way to win the Super Bowl,” Billick says. “The Colts knocked us out of the playoffs last January. That still hurts. We have to find the ways to get better.”

Billick became the Ravens’ head coach in 1999 (Jan. 19) after the new franchise produced consecutive seasons of 4-12 (1996), 6-9-1 (1997) and 6-10 (1998) in its 1st 3 seasons. Brian quickly changed the course for the team, producing the 8-8 mark. *In year 2 (2000), Billick and the Ravens earned a 12-4 regular season record, and then swept through the playoffs to the Super Bowl XXXV championship.* In 2001, with a spate of injuries to important contributors, his team battled to a 10-6 mark, grabbed a Wild Card berth and advanced to the Divisional Playoff round. After a dramatic salary cap cleansing, and with the youngest team in NFL history, the Ravens finished 2002 with a 7-9 mark. In 2003, with the 3rd-youngest team in the NFL, the Ravens won the AFC North with a 10-6 record. Baltimore was 9-7 in 2004, falling one victory short of the playoffs, before dropping to 6-10 in 2005. Billick brought the Ravens back to a franchise-best 13-3 mark last season, when they won the AFC North again.

“As a leader, your goals and aspirations must be strong enough to sustain you through the toughest of times. And trust me, if your goals are set high enough and your aspirations are worthy enough, there will be tough times.”

– From Billick’s book,
“Competitive Leadership”

Under Billick, the Ravens have always been a team that features an outstanding defense, an offense that runs the ball effectively, and special teams that are scrappy and proficient. Reflecting his hard-nosed competitive zeal, his teams are noted for their physical, tough style, and are well conditioned. Above all, Brian’s teams are ready for the playoff runs of November and December. Only New England (44-21) and Philadelphia (44-21) have better records over the season’s last 2 months than Billick’s Ravens (44-22). (Records are from 1999, Brian’s 1st season in Baltimore, through 2006.)

With 9 seasons, Billick is tied for 3rd with the Eagles’ Andy Reid and the Seahawks’ Mike Holmgren for NFL head coaching seniority with the same team. The Titans’ Jeff Fisher is 1st with 14 seasons, followed by the Broncos’ Mike Shanahan with 13.

Billick, 53, has clearly demonstrated an ability to take NFL players to the highest levels of achievement. There’s the Super Bowl victory following the 2000 season, along with his other successes in his 1st 8 seasons as head coach. And there are the numbers, both offensively and defensively. In 1998, Billick coordinated a Vikings’ offense that scored the most points in NFL history (556); and *the 2000 Ravens’ defense set the NFL’s 16-game standard for fewest points allowed (165).* (Prior to Billick’s arrival in Baltimore in 1999, the Ravens’ defense had been ranked no higher than 22nd in the league over the team’s 1st 3 seasons. In each of Coach Billick’s 1st 3 years as the Ravens’ head coach, Baltimore’s defense ranked 2nd in the league. In 2003 and 2004, the defense finished 3rd and 6th-best in the NFL, respectively. In 2005, the Ravens’ defense was 5th in the league. In 2006, the Ravens’ defense continued the stellar tradition under Brian by finishing 1st in the NFL.)




“Success in any sport at any level is based, on the largest part, on talent. Usually, the teams with the most talent win,” Billick says. “But, I do believe coaching makes a difference. If I didn’t, I’d find another challenge. I believe coaching and teaching are synonymous. We are teachers. We have a team of good teachers, and I do think we make a difference.” Already, 3 of Brian’s Raven assistants have become NFL head coaches – Cincinnati’s Marvin Lewis (Ravens defensive coordinator, 1996-2001), Jacksonville’s Jack Del Rio (Ravens linebackers coach, 1999-2001) and San Francisco’s Mike Nolan (Ravens defensive coordinator in 2003 and 2004 and receivers coach in 2002).

Spend enough time with Coach Billick, and you’re going to hear 2 words often: passion and accountability. “You have to have passion for the work you do to succeed. If a player doesn’t like to study, practice or train, doesn’t like the physicality of the game, he’s going to have a very difficult time succeeding. Passion is a lubricant for success,” Billick explains. “Accountability is obvious. You have to perform. Accountability is also a sign of respect for your team. It is a reflection of a team’s integrity when individuals take responsibility for their actions.”

Billick is 2nd to Joe Gibbs in consecutive playoff wins at the start of a career (5 to Gibbs’ 6). Billick, whose 8-year record entering the 2007 season is 80-56 (.588), became the 2nd head coach in Ravens history when he accepted a 6-year contract from then-owner Art Modell on Jan. 19, 1999. He has received 3 new contracts since then, including a 4-year agreement from Steve Bisciotti in January of 2007.

HERE’S A YEAR-BY-YEAR REVIEW OF THE RAVENS UNDER COACH BILLICK:



“Brian has a year-round program for his players and staff that gets the most out of both. The team continually improves. Our players and coaches are fresh for the playoff run, when some teams are run down and beat up. Brian gets it. We have a big-time winner with him.”

– Ozzie Newsome, General Manager

1999: The 8-8 Ravens produced the most victories in the franchise’s 4 years, won the most consecutive games (4), the most road games (4), including the 1st victory at Pittsburgh, won 4 of the season’s final 5 games, and finished with the best-ever Ravens’ defense (2nd in the NFL).

2000: In his 2nd year as a head coach at any level, Billick directed the 2000 Ravens to the ultimate seasonal prize with a 34-7 Super Bowl XXXV victory over the New York Giants...Baltimore finished with a 16-4 record, blowing by opponents in the playoffs: 21-3 over Denver, 24-10 at Tennessee, and 16-3 at Oakland in the AFC Championship game...The Ravens finished 1st in 6 important league-wide defensive categories, including shutouts (4), points allowed per game (10.3), rushing yards allowed per game (60.6), rushing yards allowed per attempt (2.7), takeaways (49) and fumble recoveries (26)...The team’s turnover ratio of +23 was also the NFL’s best...Baltimore, with then-rookie RB Jamal Lewis gaining 1,364 yards, was the league’s 5th-best rushing team and was 2nd in time of possession...K Matt Stover led the NFL with 35 field goals; Jermaine Lewis was 1st in punt returns (16.1-yard average) and P Kyle Richardson was 1st in the NFL with 35 punts inside-the-20...***The Ravens became the 4th Wild Card team to win the Super Bowl, following the ’97 Broncos,***

ability to keep the team unified and focused that in 5-straight games and suffered a 3-game losing streak, is notable.


BRIAN BILLICK

2001: Ravens defended their title with passion, but fell short of the goal of winning consecutive Super Bowl championships when they dropped a 27-10 decision at Pittsburgh, 1 game short of the AFC Championship...The list of injuries started early in 2001...The Ravens' hope to combine a power running game with the accurate passing of Elvis Grbac never materialized...RB Jamal Lewis and RT Leon Searcy, the team's significant offseason free agent addition, suffered season-ending injuries in the 1st week of training camp...TE Todd Heap, the team's 2001 No. 1 draft choice, who was expected to team with Shannon Sharpe in 2-tight end sets, sustained a high ankle sprain in week 2, and never fully recovered...There were games when none of the team's season-opening defensive front 4 could play...In all, Ravens starters missed a total of 54 regular-season games due to injuries, tops among the NFL's 12 playoff teams...Despite these obstacles, the Ravens finished the regular season at 10-6, and humbled the Dolphins in Miami, 20-3, in a Wild Card showdown...**"I was very proud of that team. Despite the injuries in the first week of camp, they hung tough all year,"** Billick says.

2002: Despite the success in his 1st 3 seasons in Baltimore, many NFL observers marvel at the job Billick did in 2002...After an unprecedented salary cap cleansing, and equipped with the youngest team in NFL history (19 rookies on the opening day roster), the Ravens finished 7-9...Without Ray Lewis (5 games played) and starting QB Chris Redman, who missed the final 9 games of the season with a back injury, Baltimore scratched and clawed its way to a 7-7 mark and had legitimate playoff aspirations before losing heartbreaking games to Cle. and at Pit. in the season's final 2 games.

2003: With the 3rd-youngest team in the league, Billick put the Ravens back in the playoffs for the 3rd time in 4 years...Baltimore led the NFL in rushing and finished 3rd in the league in defense when the Ravens won their 1st-ever division title with a 10-6 mark.

2004: Baltimore, still young – 3rd-youngest in the AFC and 7th in the NFL – finished 2nd in the AFC North with a 9-7 mark, falling 1 game short of the playoffs...The Ravens lost 53 games to important starters, including the entire season of OLB Peter Boulware, 10 games by TE Todd Heap, 7 by CB Deion Sanders, 4 each by RB Jamal Lewis and LT Jonathan Ogden and 7 by C Mike Flynn...At its healthiest, Baltimore gave the Steelers (15-1) their lone regular season loss (30-13) in week 2.



"Brian does not get enough credit for how good of a head coach he is. His teams are prepared to play, and they get better each game. They play with tremendous passion. They are physical. They respond to his teaching and motivation."

**– Marvin Lewis, Bengals
Head Coach**

2005: The Ravens suffered through a 6-10 campaign after losing 7 of their 1st 9 games. Starting QB Kyle Boller was injured in the season opener and missed the next 7 games...He was soon joined on the sidelines by a pair of NFL defensive players of the year: MLB Ray Lewis (10 missed games) and S Ed Reed (6)...In all, Baltimore lost 67 games to starters, 3rd most in the NFL...Highlight of the season was a 16-13 OT victory over the eventual Super Bowl champion Steelers.

2006: Baltimore won the AFC North by 5 games, producing the best regular-season record in team history at 13-3...The defense finished 1st in the league in points allowed (201), yards (264.1), 3rd downs converted (28.8%), fewest 1st downs allowed (236) and interceptions (28)...The team was 1st in takeaway/giveaway ratio (+17)...Billick took over the play calling when the Ravens dropped 2 games in a row (dropping to a 4-2 record)...The Ravens led the NFL in time of possession (32:49) and sack ratio (+43)...A new team record was established with 17 sacks allowed.

HERE'S A REVIEW OF BRIAN'S COACHING CAREER PRIOR TO THE RAVENS:

1992-98 (with Minnesota): Was the architect of a Minnesota offense that in 1998 eclipsed the NFL record for most points scored in a season (556), breaking the old mark (541) set by the 1983 Washington Redskins...The '98 Vikings scored 53 of 56 times they were inside the 20. Minnesota tied for the NFL lead with 41 TD passes, shattering a team mark, and scored over 100 points in each quarter for the 1st time in team history...Minnesota ranked 2nd in the NFL (behind San Francisco) with a team-record 6,262 net yards, and 1st in the league with 4,328 yards passing...Over his 5 full seasons as offensive coordinator, Billick guided the Vikings into the top 5 in the NFL in yards per game, passing yards per game, completions and 3rd-down conversions...Under Billick's guidance, the Vikings recorded their then top 3 offensive seasons (1998, 1995 and 1994), and 5 of the top 10 offensive campaigns in team history...Most importantly, the Vikings advanced to the playoffs all but 1 season (1995) during Billick's tenure...Minnesota played postseason games in 1992-94 and 1997-98.

HERE'S MORE FROM HIS VIKINGS' TENURE:

Hired in 1992 by Dennis Green as the Vikings' TEs coach...Named offensive coordinator 3 games into the 1993 season; Vikings went from 264.8 yards per game over the 1st 6 weeks of the season to a 323.3-yard average over the final 10 games...In 1st full season as offensive coordinator in 1994, Vikings won the NFC Central, finishing 2nd in the NFL in passing yards (4,324)...In 1995, Vikings failed to qualify for the postseason, but the offense scored a then-team record 412 points and gained 5,938 yards...QB Warren Moon set a then-team mark with 33 TD passes (topped by Randall Cunningham's 34 in '98)...1996 Vikes qualified for a Wild Card berth with a 9-7 mark when WR Cris Carter grabbed 96 passes, and Jake Reed placed 2nd in the NFL with 1,320 receiving yards.

1989-1991 (Stanford): Assistant under Dennis Green, coaching receivers and TEs.

1986-1988 (Utah State): Spent 3 seasons as offensive coordinator...When he arrived at Utah State, the team ranked 107th out of 108 NCAA Division 1-A teams, offensively; in his final 2 seasons as coordinator, the Aggies ranked in the top 10 in total offense.

1981-85 (San Diego State): Coached receivers, TEs and QBs and was recruiting coordinator.

1979-80 (San Francisco 49ers): Assistant director of public relations.

1978 (Brigham Young): Graduate assistant who worked with TEs and offensive line.

1977 (University of the Redlands): Part-time assistant while also helping coach Redlands HS and working at a health club.

1977-78 (49ers and Dallas Cowboys): Drafted by the 49ers in the 11th round, was released and then signed the following offseason by the Cowboys, who waived him before the start of training camp.

COLLEGE: Brian earned All-Western Athletic Conference honors and honorable mention All-America in 1976 as a TE at Brigham Young University...In 1976, he caught 20 passes for 338 yards and a TD...Brian played LB at Air Force as a freshman before transferring to BYU.

PERSONAL: Since coming to Baltimore, Billick has enthusiastically helped improve the community...Billick gives extra time to the United Way of Central Maryland, the Leukemia and Lymphoma Society, and especially to the Living Classrooms Foundation, where he serves on the board of directors...Brian has hosted important fundraisers for Living Classrooms, made a significant financial contribution, and has inspired many Ravens players to volunteer at this important educational facility...For the past 3 years, Billick has hosted a golf tournament for the National Breast Cancer Foundation...In April of 2002, Billick was the honorary chair for the American Lung Association's *Breath of Life Celebration*...Billick was picked as the Maryland Chapter of Multiple Sclerosis 2001 *Champion of the Year*...Brian's wife, Kim, joins him in many of these community works, especially at Living Classrooms...Brian hosts an annual clinic for Maryland and southern Pennsylvania high school football coaches.

Billick has co-authored 2 books: *Competitive Leadership: Twelve Principles for Success* (with Dr.

"More than any coach I played for, Brian treated the players with respect and got the most out of us. He always got to the heart of things, no bull. He's a motivator – that's one of his strengths. We were ready to play, and we were fresh."

*– Future NFL Hall of Famer
Rod Woodson*

BRIAN BILICK

James A. Peterson) and *Finding the Winning Edge* with NFL Hall of Fame coach Bill Walsh and Dr. Peterson...This last book is a blueprint for developing an NFL team, covering everything from practice schedules to front office structure...In May of 2005, Brian gave the commencement speech for the University of Maryland-Baltimore...In May of 2007, Billick addressed the graduates at Johns Hopkins University.

Billick was born in Fairborn, OH on Feb. 28, 1954, but grew up in Redlands, CA...He is the 4th of 5 children...Billick earned 3 letters in both football and basketball at Redlands HS...At Redlands, Billick played QB and safety...He still holds the California prep record for career INTs with 21...Redlands retired his jersey number 17 in March, 2001, and put him in the school's Hall of Fame in the spring of 2004...Brian has helped the school raise funds for the athletic department...He was a Helms Scholar-Athlete as a senior... Brian earned a B.A. in communications from BYU, where he also pursued a master's in communications...Billick endows a scholarship at the communications college at BYU...He and Kim (who at one time was an assistant to NFL Hall of Famer Tex Schramm of the Dallas Cowboys) have 2 daughters: Aubree (23), who graduated from Northwestern University, and Keegan (18), a freshman at Ohio State.

“Brian really helped my development as a coach. I learned so much by being part of his staff—the way he treats the players, his organizational skills, his focus on everyone being accountable and bringing passion to what you do. He put me light years ahead of where I was. And he also encourages his assistants to learn about being a coordinator and head coach. He cultivates that. He wants players and coaches to reach for higher levels, to seek more responsibility, to prepare to succeed every day.”

– Jack Del Rio, Jaguars Head Coach and former Ravens LBs coach (1999-2001)

COACHING BACKGROUND: 1977 (Redlands); 1978 (Brigham Young); 1981-85 (San Diego State); 1986-88 (Utah State); 1989-91 (Stanford); 1992-98 (Minnesota Vikings); 1999-2007 (Baltimore Ravens-head coach)

BRIAN BILICK IN THE NFL

YEAR	TEAM	POSITION	RECORD	PLAYOFFS
1992	Minnesota	TEs Coach	11-5	NFC Central Champs
1993	Minnesota	Offensive Coordinator	9-7	Wild Card
1994	Minnesota	Offensive Coordinator	10-6	NFC Central Champs
1995	Minnesota	Offensive Coordinator	8-8	
1996	Minnesota	Offensive Coordinator	9-7	Wild Card
1997	Minnesota	Offensive Coordinator	9-7	Wild Card
1998	Minnesota	Offensive Coordinator	15-1	NFC Central Champs
1999	Baltimore	Head Coach	8-8	
2000	Baltimore	Head Coach	12-4	Wild Card & Super Bowl Champs
2001	Baltimore	Head Coach	10-6	Wild Card & Divisional Round
2002	Baltimore	Head Coach	7-9	
2003	Baltimore	Head Coach	10-6	AFC North Champs
2004	Baltimore	Head Coach	9-7	
2005	Baltimore	Head Coach	6-10	
2006	Baltimore	Head Coach	13-3	AFC North Champs





FRANK GANSZ JR.
SPECIAL TEAMS COORDINATOR
COLLEGE: THE CITADEL
YEARS WITH RAVENS: 2
YEARS IN NFL: 9
YEARS IN COACHING: 20
HS: MMA (HARLINGEN, TX)
BORN: 8/8/62, GREENVILLE, SC

Frank Gansz Jr. entered his 2nd year as the Ravens' special teams coordinator after a stellar 1st season in Baltimore...Spent 5 very successful years in the same role with Kansas City...Gansz took over the Ravens' special teams in 2006, a squad led by 17-year veteran K Matt Stover, rookie P Sam Koch and an explosive return specialist in B.J. Sams...**Gansz was responsible for recruiting Pro Bowl LB Gary Stills, who, in 2005, was the Chiefs' all-time leader in special teams tackles (148)**...In 2006, Stills led the NFL with 44 special teams tackles (2nd most in NFL history), and set a Ravens' franchise record.

OVERVIEW: Gansz's group performed well for the Ravens (in 2006) on both kicking and coverage teams...**Stover was voted a 1st alternate to the Pro Bowl and earned numerous All-Pro honors, while Stills led the NFL with 44 special teams tackles and was also named a Pro Bowl 1st alternate**...Stills signed with the Ravens prior to the 2006 season after recruiting efforts by Gansz...At K.C., Chiefs RS/WR Dante Hall was named to the Pro Bowl in both 2002 and '03 as a kick returner and also **led the NFL in most KORs for TDs (10):** (6 KORs, 4 PRs, 2002-05)...Gansz coached former KC Pro Bowl special teamer Kendall Gammon (LS, 2004)...Gansz-led units excelled in blocking punts and kicks, recording 4 blocked punts from 2001-02...Chiefs special teams batted away 3 FGs in 2 seasons (2002-03).

2006: (with Baltimore) Stover led NFL kickers with a 93.3% conversion mark (28 of 30 FGs)...He was 4th among all kickers with 121 points...Stover's streak of 36 consecutive FGs, the NFL's 3rd longest ever, came to an end vs. Atl. (11/19)...Matt notched his 12th game-winner (15-14) at Cle. (9/24) on a 52-yard FG with 20 seconds remaining in the game...DE Trevor Pryce posted a game-saving blocked FG (11/12) to beat the Titans at Tennessee, 27-26, rallying from a franchise-record 19-point deficit...Koch produced just 3 TBs, 30 punts inside the 20 (5th in NFL) and was 2nd with 12 punts inside the 10...Sams fractured his ankle in game 12 and was placed on IR...Rookie RS Cory Ross finished the year as the KOR and PR...Stills fell just 2 tackles shy of tying the NFL's all-time single-season ST tackle mark with his 44 tackles (29 solo)...(Special Teams Standouts on next page.)

2001-05: (with Kansas City) 2005: The Chiefs' ST units ranked 4th in the NFL in average drive start (30.7) and 8th in the league with 1,591 KOR yards...K Lawrence Tynes converted two 50-yard FGs for the 2nd time in 2 years...Hall scored a TD on a kickoff for the 4th-straight year and led NFL players with 10 combined KORs for TDs over the last 4 years (6 KORs and 4 PRs). **2004:** Hall scored 2 KOR-TDs for the 2nd-straight year and Tynes made 2 50-yard FGs in his 1st NFL season...KC also set single-season franchise records in KORs (75) and KOR yards (1,820)...LS Kendall Gammon made the Pro Bowl. **2003:** Gansz's units excelled, **leading the NFL with 4 special teams TDs**, as Hall scored 2 KORs and 2 PRs for TDs, en route to his **2nd-straight Pro Bowl appearance**...Hall became the 1st player in NFL history to record a KOR-TD in 4 straight games...His KOR-TD in the divisional playoff game vs. Indianapolis gave him 5 overall returns on the season...Hall also broke a single-season franchise record with 2,446 combined net yards...KC led the league in both punt return avg. (16.4) and kick return avg. (25.4), the 1st team to do so since Washington in 1995...The 16.4 punt return avg. broke a 43-year-old team record...The units blocked 2 FGs, both coming in the same game at San Diego (11/20/03). **2002:** Hall made his **1st Pro Bowl** appearance after 3 ST returns for TDs (2 PRs and 1 KOR)...KC's special teams also blocked a FG. **2001:** Gansz joined the Chiefs as ST coach...The team blocked 2 punts and partially blocked another.

1998-99: (with Oakland) In his 1st years in the NFL, Gansz tutored ST standouts: WR Desmond Howard, DB Darrien Gordon and LB Napoleon Kaufman...Spent 2 seasons as the Raiders' ST coach...Coached in the 1999 Senior Bowl.

1993-97: (with U. of Houston) Spent 5 years as the TEs and ST coach...The Cougars established a single-season school record in 1996 for highest KOR average...Houston's 87-yard punt return vs. SMU set another school record en route to the Conference-USA championship and a trip to the Liberty Bowl vs. Syracuse.

1992: (with NY/NJ Knights) Spent 1 year in the World League (now NFL Europa) coaching ST for the Knights, which led the league with 4 ST scores...Gansz's ST units led the league in punt returns, KORs and kickoff coverage.

1990-91: (with West Point) Tight ends/special teams coach at West Point.

FRANK GANSZ

1988-89: (with U. of Pittsburgh) 1988: Worked with Pitt's O-line and ST units. **1989:** Worked with Panthers DBs and ST.

1987: (with U. of Kansas) Launched coaching career as a GA working with Jayhawks WRs.

COLLEGE: Was a 4-year DB for The Citadel before graduating with a B.A. in history (1985).

PERSONAL: Gansz's father, Frank Sr. coached 24 years in the NFL with 2 as Kansas City's head coach (1987-88)...Gansz Jr attended the Marine Military Academy (Harlingen, TX).

COACHING BACKGROUND: 1987 (Kansas); 1988-89 (U. of Pittsburgh); 1990-91 (Army); 1992 (NY/NJ Knights WL); 1993-97 (Houston); 1998-99 (Oakland Raiders); 2001-05 (Kansas City Chiefs); 2006-07 (Baltimore Ravens)

2006 SPECIAL TEAMS STANDOUTS

Ravens K Matt Stover hit Pro Bowl figures in 2006, compiling one of the best campaigns in his 17-year NFL career. Stover finished as the NFL's 4th-leading scorer among kickers (121 points). That total ranks as the 3rd-most points he has scored in a season. Impressively, Stover connected on 28 of 30 FGs in 2006, good for the NFL's best success rate. He nailed a perfect 36 of 36 FGs between 10/31/05 and 11/19/06, a streak that ranks as the 3rd-longest in NFL history.

NFL FIELD GOAL PCT. LEADERS

PLAYER	FGM/FGA	Pct.
1. Matt Stover (Bal.)	28/30	.933
2. Jason Elam (Den.)	27/29	.931
3. John Carney (N.O.)	23/25	.920

FIELD POSITION BATTLES

Ravens rookie P Sam Koch booted the ball like a seasoned veteran in 2006, finishing with a 43.0 average. More importantly, Koch was instrumental in Baltimore's field position battle, placing 30 boots inside the 20-yard line (5th most in NFL) and he pinned the 2nd-most kicks (12) inside the 10. Koch also had just 3 TBs, tied with 3 other teams for 2nd fewest in the league (behind Mike Scifres of SD with 2).

MOST PUNTS INSIDE THE 10

PLAYER (TEAM)	IN 10
1. Brian Moorman (Buf.)	14
2. Sam Koch (Bal.)	12
Donnie Jones (Mia.)	12

NFL SPECIAL TEAMS TACKLES LEADERS

Special teams ace LB Gary Stills piled up a Ravens' record and career-high 44 special teams tackles in 2006. Stills, who finished as the NFL's top ST tackler, was 2 stops shy of tying San Diego Chargers Hank Bauer for most ST tackles in a season (46, 1980).

PLAYER (TEAM)	TACKLES
1. Gary Stills (Bal.)	44
2. Khary Campbell (Was.)	35
Quintin Mikell (Phi.)	35





RICK NEUHEISEL

OFFENSIVE COORDINATOR • QUARTERBACKS

COLLEGE: UCLA
YEARS WITH RAVENS: 3
YEARS IN NFL: 4 (1 as a player)
YEARS IN COACHING: 16
HS: MCCLINTOCK (TEMPE, AZ)
BORN: 2/7/61, MADISON, WI

Rick Neuheisel entered his 3rd year in Baltimore *with the new title of offensive coordinator/quarterbacks on January 15, 2007.* The move from QBs coach was precipitated after head coach Brian Billick assumed coordinator duties in October 2006, following 2-straight losses (at Denver and versus Carolina). On his new position with the Ravens: “This is Brian’s offense,” Neuheisel said. “I might have been a corporal before, and now I’m a lieutenant. Whatever I can do to help us be a more productive offense, I’m ready and willing.” *The offense gained confidence under Billick, winning 5-straight contests for a 9-2 record,* until a quality Bengals’ team and a stunted week of preparation caught up with the Ravens on a Thursday night at Cincinnati. *It was the last contest Baltimore would not win in the 2006 regular season.* LT Jonathan Ogden was voted to his 10th-straight Pro Bowl. QB Steve McNair *led the Ravens to an AFC North title. The Ravens finished the season with a franchise-record 13-3 mark, a playoff berth and a 1st-round bye.*

OVERVIEW: Neuheisel was promoted to offensive coordinator/quarterbacks in January of 2007... Launched his NFL career when he joined the Ravens as QBs coach in 2005...Has 8 years of head-coaching experience at the collegiate Division IA level (Colorado and Washington), posting a 66-30 record, including a Rose Bowl victory in 2000 at Washington...He secured winning records of 33-16 at Washington and 33-14 at Colorado...*In 4 years at Washington, Neuheisel led the Huskies to 4 bowl appearances...*Posted a 33-14 (.702) record at Colorado and was 3-0 in postseason bowl games, all against Pac-10 Conference opponents...The Buffalo had 20 wins in his 1st 2 seasons, which tied for the 4th-most by a 1st-time college coach in the Division IA modern era...Both of those teams finished in the Top 10 of the national polls...*Coached QB Troy Aikman while Neuheisel was an assistant at UCLA in 1984.*

2005-2006: (Baltimore) 2006: In the last 10 games of the season, when Coach Billick coordinated, the offense improved measurably...Ravens “O” was 10th in the NFL (344.2 ypg), 1st in sacks allowed (5), 2nd in pass completions (66.7%), 5th in 3rd-down conversions (44.1%), 5th in passer rating (94.1), 2nd in fewest INTs (6) and, most importantly, 9th in points scored (24.3)...*If extrapolated to 16 games, the Ravens’ offense under Billick would have ranked 7th in the NFL...Pro Bowl T Jonathan Ogden made his 10th-straight trip to Hawaii...*With the 2006 addition of Steve McNair at QB, who started all 16 games, *the Ravens finished the season at 13-3, earned the AFC North Division title, a playoff berth and a 1st-round bye...*Baltimore was 17th in the NFL in total offense, 11th in passing and 25th in rushing...McNair became the 3rd QB in NFL history to throw for 30,000 yards and rush for 3,500 more (behind Hall of Famers Fran Tarkenton and Steve Young)...He also posted the highest single-season completion percentage (63% -295 of 468) in Ravens history...McNair was invited to the Pro Bowl, but could not play, allowing QB Vince Young (Titans) to make the trip...Two-time Pro Bowl TE Todd Heap completed a Pro Bowl-deserving season, leading the team with 73 catches for 765 yards and a team-best 6 TDs...WR Derrick Mason had a team-high of 45 of his 68 grabs resulting in 1st downs – 20 of which came in 3rd-down situations...WR Mark Clayton developed into the Ravens’ top deep threat and playmaker...He posted 3 TDs of 62 or more yards (including a Ravens’ record 87-yarder at KC on 12/10...QB Kyle Boller saw action in 4 games, stepping in for the injured McNair (hand, concussion)...Kyle recorded 5 TDs, and a career-high QB rating of 104.4. **2005:** With the 7-game absence of starting QB Boller, who injured his toe in the season opener vs. the Colts (9/11), the Ravens looked to backup Anthony Wright, who started the next 7...By the time Boller returned to the lineup, Baltimore was 2-6, having lost 3 straight (at Chi., at Pit., vs. Cin.)...*Boller*



Offensive coordinator Rick Neuheisel (left) was promoted from QBs coach in January. QB Steve McNair fired the longest TD pass in his career (at KC on 12/10), an 87-yarder to WR Mark Clayton.

RICK NEUHEISEL

*fared better, finishing the season with 4-straight wins at home, including a 16-13 OT win over the Super Bowl Champion Steelers (11/20), a nail biting 16-15 win over Houston (12/4) and 2 dominating victories – arguably the best 2-game stretch by a Ravens' QB in team history – over Green Bay (48-3 on 12/19) and Minnesota (30-23 on 12/25)...**Boller produced the best back-to-back games of his career with a career-high 70.6 completion percentage (24 of 34) for 289 yards, 3 TDs and 1 INT for a 113.5 QB rating in game 15 vs. Min. and completed 19-of-27 passes (70.4%) for 253 yards, 3 TDs and 0 INTs for a career-high 136.8 QB rating in the 48-3 victory in game 14 vs. GB (12/19)...**Under Neuheisel's tutelage in 2005, Boller improved his home record to 13-4 (a winning percentage of .765), completing 59.6% passes...**Became the 1st QB in franchise history to post 110+ QB rating in consecutive games (GB and Min.)***

1999-2002: (with University of Washington) In his 4 years at Washington, Neuheisel led the Huskies to 4 bowl appearances, 1 Rose Bowl, 2 Holiday Bowls and 1 Sun Bowl. **2002:** Finished 7-6 and tied for 4th in the Pac-10 (4-4)...Ranked 4th in passing offense (346.2 yards per game) in NCAA Top 10...Earned a spot in the Sun Bowl. **2001:** Placed 2nd in the Pac-10...Posted a 8-4 record that included 6 wins at home...Also recorded a 6-2 conference record and earned an invitation to the Holiday Bowl...Huskies faced 5 teams ranked in the final AP Poll, winning 3 of those games. **2000:** Team placed 1st in the Pac-10...Posted the 1st 10-win season since the 1991 Huskies went 12-0 en route to the National Championship...Was Washington's 1st Rose Bowl title in 10 years and its 1st Rose Bowl appearance since 1992...UW trailed in 8 of its 11 wins, and pulled off 5 consecutive 4th-quarter comebacks. **1999:** Huskies placed 2nd in the Pac-10...Neuheisel became the 1st UW coach to take his team to a bowl game during his inaugural season after guiding the Huskies to a 7-5 record, including an invitation to the 1999 Culligan Holiday Bowl.

1994-1998: (with Colorado) **1998:** Colorado finished 8-4 with a stellar 51-43 victory over Oregon in the Aloha Bowl. **1997:** Buffaloes went 5-6, including 3-5 in the Big 12...Colorado outscored (300-295) and outgained (4,047-3,858) opponents...QB John Hessler recorded a 119.3 QB rating. **1996:** With more of his recruits, the team posted a 10-2 record (2nd in Big 12 North), including a 33-21 victory over Washington in the Holiday Bowl...Buffaloes outscored opponents 319-199, as the team set a school record by winning 10 consecutive road games...The team produced 3 All-Americans, including Butkus Award winner LB Matt Russell. **1995:** Buffaloes ranked No. 4 in the *USA Today* standings and No. 5 in the final *Associated Press* poll, the 8th-highest rankings ever for a 1st-year coach...Guided the Buffalo to a 10-2 record (the best ever by a 1st-year CU coach) and an appearance in the Cotton Bowl (38-6 win over Oregon), becoming the 1st rookie Colorado coach to take a team to a bowl game. **1994:** Was an assistant coach on head coach Bill McCartney's staff.

1988-1993: (with UCLA) Spent 6 years at his alma mater under his college coach Terry Donahue...**Tutored former Dallas Cowboy and Hall of Famer QB Troy Aikman. 1990-93:** Coached WRs. **1988-89:** Coached QBs.

1987: Neuheisel played QB, suiting up for 3 games for the San Diego Chargers (starting 2)...**Rick held a team record for completion percentage in a game (81.8%, going 18 of 22 for 217 yards and a TD at Tampa Bay)...****He completed 40 of 59 passes in those 3 games for 367 yards and 1 TD and added another TD rushing.**

1984-85: Played QB for the San Antonio Gunslingers from 1984-85.

COLLEGE: Began his collegiate career as a walk-on at UCLA, holding for K John Lee, and eventually battled Steve Bono for the starting QB job by his senior year...Secured the starting job 4 games into the season and led the Bruins to the Pac-10 championship in 1983, earning honorable mention All-Pac 10 honors...Led UCLA to a 45-9 victory against Illinois in the 1984 Rose Bowl and was named the game's MVP...Was later inducted into the Rose Bowl Hall of Fame...In 1986, Rick used his NCAA scholarship award and enrolled in law school at Southern California, while working as a graduate assistant at UCLA, tutoring Troy Aikman...Earned a degree in political science at UCLA and a law degree from USC.

PERSONAL: Attended McClintock (Tempe, AZ) HS...Most thrilling personal moment came in Oct. of 1996 when Jimmy Buffett asked Rick to join him on stage and to bring his guitar with him to perform **Margaritaville** at Fiddlers Green in Denver...Rick and his wife, Susan, have 3 children: Jerry (15), Jack (13) and Joe (10)...The Neuheisel family lives in Ruxton, MD.

NFL/PRO PLAYER EXPERIENCE: 1984-85 (San Antonio Gunslingers-USFL); 1987 (San Diego Chargers)

BACKGROUND: 1988-1993 (UCLA); 1994-1998 (Colorado); 1999-2002 (U. of Washington); 2005-07 (Baltimore Ravens)





REX RYAN DEFENSIVE COORDINATOR

COLLEGE: SW OKLAHOMA STATE
YEARS WITH RAVENS: 9
YEARS IN NFL: 11
YEARS IN COACHING: 21
HS: STEVENSON (PRAIRIE VIEW, IL)
BORN: 12/13/62, ARDMORE, OK

Rex Ryan entered his 9th year with the Ravens holding a new 2-year contract after directing the NFL's *No. 1-ranked defense* and earning *2006 NFL Assistant Coach of the Year* honors from *Pro Football Weekly* and *The Pro Football Writers Association*... This marks Ryan's 3rd year as Baltimore's defensive coordinator... *Rex is the only remaining Ravens' assistant coach from the 2000 Super Bowl XXXV season's superb defense*... He spent 6 seasons as the Ravens' highly-successful defensive line coach and owns a distinctive NFL bloodline when it comes to coaching defenses... *The Ryan family is a "who's who" trifecta that has coached in 6 Super Bowls with 5 different NFL teams**... Rex's father is the legendary Buddy Ryan; his twin brother is Rob Ryan, the defensive coordinator for the Oakland Raiders.

OVERVIEW: Replaced Mike Nolan (49ers head coach) as the defensive coordinator in 2005... Ryan has long been a major contributor to the NFL's No. 1-ranked defense in 2006 and prior Ravens defenses dating back to 1999, when he joined the team... Ryan's groups have all been near the top of the NFL and noted for steady improvement, including the record-setting Super Bowl year in 2000... Baltimore finished 1st against the run and 2nd in the NFL in overall defense that season... The Ravens' defense *did not permit a 100-yard rusher in 50-straight games*, including the playoffs (from game 16 in '98 to game 14 in '01)... On their way to Super Bowl XXXV, Rex coached an impressive veteran D-Line: DEs Michael McCrary, Rob Burnett, and DTs Tony Siragusa and Sam Adams, all of whom enjoyed their best years under Ryan... Launched pro career in 1994 with the Cardinals as the DL coach under his father, Buddy... Rex returned to college ranks for 3 years before Brian Billick asked Ryan to come to Baltimore.

"My hat is off to Ozzie Newsome and his highly-experienced staff for getting Ravens-type players who are smart, tough, talented, passionate and determined. You also have to compliment our defensive coaches for taking those athletes and teaching them how to be NFL players. We take pride in developing the skills of players like (LB) Bart Scott, (S) Dawan Landry and former Ravens like (S) Will Demps (Giants), (DT) Maake Kemoeatu, (Panthers), (DL) Marques Douglas (49ers) and (LB) Adalius Thomas (Patriots)."

— Rex Ryan on the synergy between personnel and the coaches

1999-2006: (with Baltimore) 2006: The Ravens' No. 1 defense again was dominant, *and ranked 1st in points allowed* (201, including just 64 [9.1 per game] *in the final 7 games*; 26 teams allowed 300 or more points for the season); 1st in total defense (264.1 yards); 1st inside the 20 (33.3% TDs allowed); fewest 3rd downs converted (28.8%) and fewest 1st downs permitted (236); 1st in takeaway/giveaway ratio (+17), 2nd in takeaways (40 to Chicago's 44); 1st in INTs (28, including 5 for TDs); and 2nd in sacks (60 to San Diego's 61), and 1st in the NFL in sacks per play... Always seeking out the ball, 6 defensive TDs were scored (5 INTs, 1 FR) by 5 different players... Six defensive players earned Pro Bowl nods: LB Ray Lewis (led team in tackles with 164 for the 9th time in his career; suffered a hand injury that caused various rotations by LBs Bart Scott, Mike Smith and Jarret Johnson); CB Chris McAlister (posted a team-high 6 INTs, including 2 returned for TDs); Ed Reed, the NFL's top play-making safety, leads the Ravens with a career- and franchise- best 27 INTs... Both Reed and rookie Dawan Landry tied for 2nd on the team with most INTs (5) in '06; LB Terrell Suggs and Scott (9.5) tied for 3rd on the team in sacks behind DT Trevor Pryce (13) and LB Adalius Thomas (11)... Against Oakland (9/17), Thomas marked the 1st time in franchise history that a player had collected 1 sack, 1 INT and 1 safety in a single game... Bart earned his 1st-career Pro Bowl, as well as numerous honors, after finishing 2nd on the team with 135 tackles and 9.5 sacks. **2005:** Overall, the defense finished 2nd in the AFC and 5th in the NFL and allowed just 284.7 yards per contest... Lewis (thigh surgery) missed 10 games after starting the 1st 6... Reed missed 6 games (ankle) and Will Demps was held out 5 games (knee)... McAlister led the team with 20 PD, missing 2 games (hamstring and shoulder)... Against the rush, Baltimore ranked 6th in the AFC and 9th in the NFL... Scott started the 1st 10 games of his career, finishing 2nd on the team with 119 tackles and 4 sacks... Despite being double- and sometimes triple-teamed, *Suggs*

REX RYAN

*posted 86 tackles, finished 2nd on the team with 8 sacks and tied a career-high with 6 FFs...Thomas posted a then-career high 9 sacks...Adalius was voted team MVP by Baltimore media...LB Peter Boulware remained the Ravens' sack king, reaching 70 for his career and hitting the 500-tackle milestone...Baltimore allowed the 4th-fewest 1st downs in the AFC (17.7 per game)...*The defense's best effort came against the Jets (10/2), giving up only 152 yards on 48 attempts...Opponents starting RBs were held to under 100 yards 12 times and under 65 yards 8 times...Ravens defense finished 3rd in the AFC in 3rd-down efficiency allowing opponents to convert on just 36.1% of their opportunities...*Baltimore allowed 4.56 yards per play, closing the year behind the Steelers (4.55), ranking 2nd in the AFC and 3rd in the NFL...*Against the pass, Baltimore ranked 4th in the AFC and 8th in the NFL...*The 5.63 yards allowed per pass play was tops in the AFC and 2nd in the NFL. 2004:* Baltimore's defense allowed the 6th-fewest points in the NFL and ranked 6th in defense (total yards)...*Was 1st in the AFC and 2nd in the NFL with 3.6 yards allowed per rush...*Defensively, the Ravens scored 7 TDs (5 INTs and 2 FRs), including 1 by DE Jarret Johnson, who scored the 1st TD of his career vs. Miami (1/2/05)...DE Marques Douglas ranked 3rd on the team with 92 tackles, plus 5.5 sacks, 2 PD and 1 FF...NT Kelly Gregg (1.5 sacks, 2 PD, 1 FF, 1 FR) tied with Reed for 4th on the team with 89 tackles...*Suggs produced 10.5 sacks and earned his 1st Pro Bowl...*DE Anthony Weaver recorded 61 tackles, 4 sacks, 1 INT (1st of his career in Game 16), 5 PD and 1 FR...Ravens "D" was 1st in the AFC and 2nd in the NFL in opponent QB rating (68.0), and 1st in the NFL in the number of 3-and-outs (59 - NFL average was 43). **2003:** Ravens defense was among the NFL's best, *finishing 3rd (4th vs. rush and 6th vs. pass)*...Led the NFL in sacks (47) and tied for 1st in the AFC and 2nd in the NFL with 41 take-aways...Ravens ranked 1st in the AFC with 17 FR...Allowed the fewest yards per play (4.2) and the 4th-fewest passing yards (175.3 per game) in the NFL...Suggs had a Ravens' rookie-record 12 sacks as a 3rd-down DE and earned *NFL Defensive Rookie of the Year* honors...Gregg had the most tackles (104) in the NFL for a DL. **2002:** Defense held opponents to AFC-best 3.7 yards per carry...Linemen averaged 2 years of experience and 24 years of age...Then-rookie Weaver proved to be a new fixture on the line (65 tackles, 3.5 sacks)...A.D. logged 68 tackles, 3 sacks, 1 FR and 2 INTs, including 1 for a TD...Despite being double-and-triple-teamed, sometime-DE Peter Boulware was voted to the Pro Bowl as a LB (his 3rd) and produced a team-high 7 sacks. **2001:** *Finished 2nd in the NFL in defense, 4th against the run*...Defense finished in the NFL's top 4 in several important categories, including 1st in total yards allowed per play (4.4), 2nd in total yards allowed per game (277.9), and 3rd in rushing average allowed per play (3.4)...Was 4th in the NFL in fewest points allowed with 265...*Record-setting defense did not permit a 100-yard rusher in 50 straight games*, including the playoffs. **2000:** *Finished 1st against the run, 2nd in the NFL in defense*...Set 16-game NFL record by allowing only 970 yards rushing and 2.68 yards per rushing attempt...*Defense gave up the fewest points (165) in NFL history in a 16-game season*...Ravens won Super Bowl XXXV with an impressive lineup: DEs McCrary, Burnett and DTs Siragusa and Adams. **1999:** Joined Brian Billick's staff...Ravens were *2nd in the NFL in overall defense, 2nd against the rush*.

1998: (with Oklahoma) Defensive coordinator...Ranked 6th in nation in total defense.

1996-97: (with U. of Cincinnati) Spent 2 seasons as defensive coordinator. **1997:** Team finished 8-4...UC won (12/29) the Humanitarian Bowl vs. Utah State, 35-19...Was the 1st Bearcats' bowl appearance in 50 years...Defense ranked 5th vs. the rush...Held opponents to 930 rushing yards. **1996:** Team posted a 6-5 record and ranked 13th in overall defense in the nation.

1994-95: (with Arizona Cardinals) Spent 2 seasons coaching under his father, then-head coach Buddy Ryan. **1995:** Coached the LBs. **1994:** Rex coached the D-Line...Cardinals ranked in the NFL's top 5 in every major defensive statistical category, including 3rd in overall defense.

1990-93: (with Morehead State) Named defensive coordinator...Eagles defense ranked among the highest in the nation during Ryan's tenure.

1989: (with New Mexico Highlands) Assistant head coach and defensive coordinator.

1987-88: (with Eastern Kentucky) Launched collegiate coaching career as DE coach...Colonels shared the Ohio Valley Conference title in 1987 with Youngstown State, each posted a 5-1 record...Eastern Kentucky won the title outright in 1988...Colonels were Division I-AA quarterfinalists in 1987 and I-AA semifinalists in 1988.

COLLEGE: Played at Southwestern Oklahoma State...Earned both a bachelor of science and master's degree (1988) in physical education from Eastern Kentucky.

PERSONAL: Attended Stevenson (Prairie View, IL) HS...Ryan is on the Maryland Special Olympics honorary board of directors and regularly volunteers to help this important group...Participated in Maryland State Police's Polar Bear Plunge last 2 years (2006-07)...Ryan and his four-some of Ravens coaches, including Rex, Mike Pettine, Mark Carrier and Vic Fangio, won 2 trophies and the main event at The Chris McAlister Foundation's golf tournament last May...Rex and wife Michelle have 2 sons: Payton (15) and Seth (13)...The Ryans live in Ellicott City, MD.



COACHING BACKGROUND: 1987-88 (Eastern Kentucky); 1989 (New Mexico Highlands); 1990-93 (Morehead State); 1994-95 (Arizona Cardinals); 1996-97 (University of Cincinnati); 1998 (Oklahoma); 1999-2007 (Baltimore Ravens)

**Ryan Family's 6 Super Bowls: Buddy: 1968 (NY Jets), 1976 (Vikings), 1985 (Bears); Rex: 2000 (Ravens); Rob: 2001, 2003 (Patriots)*

2006 TOP DEFENSIVE TEAM RANKINGS

- Ravens finished the season ranked 1st in the NFL in total defense, allowing only 264.1 ypg (75.9 rushing and 188.2 passing).
- Baltimore's "D" ranked 1st in the NFL in points allowed per game (12.6).
- Baltimore had a +17 turnover ratio, good for the best mark in the NFL.
- Baltimore ranked 1st in 1st downs allowed per game (14.8).
- Baltimore's "D" also ranked 1st in the NFL in 3rd-down percentage (28.8), allowing foes to convert only 60 of 208 attempts.
- Ravens led the NFL with 28 INTs, 544 INT return yards and 5 INTs for TDs.
- The Ravens' 40 takeaways were the 2nd most (Bears had 44) in the NFL.
- Baltimore's "D" boasted the 2nd-most sacks (60) in the NFL, 1 behind the Chargers' 61.
- Opponents only averaged 75.9 rushing yards per game against the Ravens, which ranked as the 2nd best in the NFL (Minnesota, 61.1 ypg). Baltimore was 2nd in yards allowed per rushing attempt with a 3.3 mark.
- The Ravens were 1st in the NFL in red zone defense, giving up a 33.3 TD percentage. The 107 points they permitted in the zone were the fewest in the NFL. Baltimore was also 1st in the NFL in percentage of passes intercepted, having picked off 5.5% of opponents attempts.

The Ravens always find a way to get to the ball. In 2006, Baltimore led the league in interceptions, INT return yards and INTs for TDs.





CLARENCE BROOKS

DEFENSIVE LINE

COLLEGE: MASSACHUSETTS

YEARS WITH RAVENS: 3

YEARS IN THE NFL: 15

YEARS IN COACHING: 32

HS: NEW BEDFORD (MA)

BORN: 5/20/51, NEW YORK CITY, NY

Clarence Brooks has 3 decades of coaching experience on both the NFL and collegiate levels, including a combined 15 years as the defensive line coach with Baltimore, Miami, Cleveland and Chicago. *The Ravens led the NFL as the No. 1-ranked defense in the league, 2nd against the rush and 6th against the pass in 2006.* Nineteen of the 60 sacks Baltimore posted were delivered by the D-line. Fourteen of those 60 sacks were recorded against the Steelers in 2 wins that swept Pittsburgh (58-7), a franchise 1st-time ever sweep of Baltimore's AFC North rivals.

OVERVIEW: "C.B." entered his 3rd year with the Ravens in 2007...Was hired as the Ravens' D-Line coach and successor to Rex Ryan following Ryan's appointment to defensive coordinator...*Under Brooks as Miami's DL coach, the Dolphins' defense recorded at least 44 sacks 3 times and averaged nearly 3 sacks a game over a 4-year span...*The Dolphins finished in the top 5 in run defense 2 years straight (2002-03) and allowed an average of only 90.8 yards per game in 2003...At the U. of Arizona, Brooks had a hand in "Desert Swarm" – the Wildcats' defense (1990-91).

2005-06: (with Baltimore) 2006: *The defense ranked 1st in points allowed (201), including just 64 (9.1 ppg) in the final 7 games,* while 26 teams allowed 300 or more points for the season; 1st in total defense (264.1 yards); 1st inside the 20 (33.3% TDs allowed); fewest 3rd downs converted (28.8%) and fewest 1st downs permitted (236); 1st in takeaway/giveaway ratio (+17), 2nd in takeaways (40 to Chicago's 44); 1st in INTs (28, including 5 for TDs); and 2nd in sacks (60 to San Diego's 61)...Swarming "D" swept the Steelers for the 1st time in franchise history, posting 58-7 points in a 2-game sweep, including a 27-0 shutout (11/26) at home and a 31-7 Christmas Eve score at Heinz Field...Stunning QB Ben Roethlisberger and the Steelers, the Ravens posted 14 sacks in 2 games, and held Pittsburgh to a total of 84 combined rushing yards in the 2 games...Pro Bowl DT Trevor Pryce registered 13 sacks – including 6.5 in the last 6 games – and a team-best 73 QB hits (next closest was OLB Terrell Suggs with 45) to lead the Ravens' strong pass rush...NT Kelly Gregg started all 16 games for the 3rd time in his career and led the DL with 101 tackles (3rd-career 100-tackle season)...Gregg returned a fumble vs. Oak. a career- and franchise- long 59 yards...Rookie DT Haloti Ngata (D1, '06), who started all 16 games, snagged the 1st INT of his NFL career at Tampa (9/10) off of a LB Bart Scott deflection and returned the football 60 yards...Ngata was named to the NFL's All-Rookie Team. **2005:** *The defense excelled in 2005, finishing 2nd overall in the AFC and 5th in the NFL...Opponents starting RBs were held to under 100 yards 12 times and under 65 yards 8 times...The 4.56 yards allowed per play was 3rd in the NFL...Baltimore allowed the 4th-fewest 1st downs in the AFC (17.7 per game)...*Baltimore's pass defense was stout, allowing just 185.3 yards per game, good for No. 4 in the AFC and No. 8 in the NFL...Baltimore finished as the AFC's top-ranked defense and No. 2 in the NFL in yards per pass play (5.63)...The 5.63 yards allowed per pass play was tops in the AFC and 2nd in the NFL...Ravens defense allowed just 284.7 yards per contest, and the best effort came against the Jets (10/2), giving up only 152 yards on 48 attempts...Ravens defense finished 3rd in the AFC in 3rd-down efficiency, allowing opponents to convert on just 36.1% of their opportunities...*Baltimore allowed 4.56 yards per play, closing the year behind the Steelers (4.55), ranking 2nd in the AFC and 3rd in the NFL.*

2000-04: (with Miami) 2004: Dolphins recorded 36 sacks, including 28 by the DL...DE Jason Taylor led team with 9.5 sacks and earned his 3rd Pro Bowl selection...With the DL pressure up front, the Dolphins ranked 2nd in the NFL's passing yards per game (162 yards) and tied for 2nd in the NFL in points allowed per game...Miami also executed the 2nd-most 3-and-out series (58) in the league. **2003:** DE Adewale Ogunleye led the AFC with 15 sacks and combined with Taylor's 13 (2nd in the AFC), Miami had the top sack tandem in the NFL...Ogunleye was named as a starter for the Pro Bowl, the 4th different Dolphins lineman to earn this honor under Brooks...The defense allowed a run average of only 90.8 yards per game. **2002:** *Miami was 2nd in the AFC and tied for 4th in the NFL with 47 sacks, the 3rd-highest total in club history...*Defensive line accounted for 41.5 of the total, including 18.5 by Taylor and 9.5 by Ogunleye, making them the most productive sack tandem in the NFL...Taylor's total led the league and tied a franchise single-season record...He was named a starter to the AFC Pro Bowl squad...The Dolphins tied for 5th in the NFL in run defense (97.1 yards per game), due in large part to the tackle tandem of Tim Bowens and Larry Chester. **2000:** DEs Trace Armstrong and Taylor combined for 31 sacks, ranking them as the most productive sack tandem in Dolphins history and the top duo in the NFL...Armstrong's 16.5 sacks led the AFC and were



CLARENCE BROOKS

tied for 2nd in the NFL, while Taylor's total of 14.5 was 2nd in the conference and 5th in the league. Both were named as starters to the AFC Pro Bowl squad, the 1st time that teammates have been chosen to start at DE in the Pro Bowl since the 1992 season (1993 Pro Bowl) when Philadelphia's DEs Reggie White and Clyde Simmons were picked.

1999: (with Cleveland) Defensive line coach.

1993-98: (with Chicago) The team averaged 34.2 sacks per year. **1995:** Ranked 5th against the pass in rushing yards (90.1 per game). **1993:** Ranked 4th in the NFL in total yards allowed (290.8 yards per game) and 3rd in passing yards (176.1 per game). **1994:** Ranked 5th in the league in passing yards.

1990-92: (with University of Arizona) DL coach, where he worked with former Ravens DBs coach Johnnie Lynn, and was instrumental in their "Desert Swarm" defense (1990-91).

1981-89: (with Syracuse) Tutored OLBs for the 1st 6 years...Named DL coach for final 3 seasons...During the summer of 1989, Brooks worked in the Dallas Cowboys' training camp as part of the team's minority coaching fellowship program.

1976-80: (with Massachusetts) 1st full-time coaching post came in 1976, overseeing the DEs.

COLLEGE: Was an offensive guard at the University of Massachusetts from 1970-72 and the team captain in his final season...Earned All-Conference and All-East honors on the offensive line...Has a bachelor's degree in sociology.

PERSONAL: Clarence and his wife, Justa, have a son, Jason, and a daughter, Adrienne...The family lives in Owings Mills, MD.

COACHING BACKGROUND: 1976-80 (Massachusetts); 1981-89 (Syracuse); 1990-92 (University of Arizona); 1993-98 (Chicago Bears); 1999 (Cleveland Browns); 2000-04 (Miami Dolphins); 2005-07 (Baltimore Ravens)

STOPPING THE RUN

Perhaps lost in the Ravens' fierce ability to harass the passer in 2006 was their unbreakable rush defense...In 6 out of 16 games in 2006, Baltimore's defense produced performances that rank in the franchise's top 9 fewest single-game rushing yards gained by an opponent. Here are the 9 best all-time performances by a Ravens' "D" against the run:

FEWEST RUSHING YARDS GAINED BY OPPONENT (Ravens Single-Game History)

YARDS	DATE	OPPONENT
4	9/24/00	vs. Cle.
11	2/19/99	vs. NO
21	11/26/06	vs. Pit.
26	9/10/06	at TB
28	10/2/05	vs. NYJ
35	10/29/06	at NO
38	9/24/06	at Cle.
39	12/31/06	vs. Buf.
39	9/17/06	vs. Oak.

2006 DEFENSIVE NUMBERS TO RAVE ABOUT

- 0 Points allowed by the Ravens on 2 separate occasions in 2006, tying for the most shutouts (Chi.) in the NFL. Since 1999, Baltimore boasts more shutouts than any other team, blanking opponents 9 times.
- 7 Total TDs the Ravens allowed in the last 7 games, including 1 over a 14-quarter span between games 10-13. The NFL's next best mark over the final 7 games of the season was by New England and the New York Jets, when each gave up 10.
- 43 Number of combined sacks compiled by DT Trevor Pryce (13), OLB Adalius Thomas (11), ILB Bart Scott (9.5) and OLB Terrell Suggs (9.5) – all of whom ranked in the NFL's top 20 in sacks. Baltimore was the only team to produce 4 players in the top-20 sack artists' list.
- 84 3-and-outs Baltimore's defense forced opponents into, roughly 5 per game.
- 285 QB hits: Led by Pryce's team-high 73 and Suggs 45, Scott added 31 and Thomas had 30.



MARK CARRIER

SECONDARY

COLLEGE: USC
YEARS WITH RAVENS: 2
YEARS IN NFL: 13 (11 as a player)
YEARS IN COACHING: 6
HS: LONG BEACH (CA) POLY
BORN: 4/28/68, LAKE CHARLES, LA

Mark Carrier entered his 2nd year with the team as the secondary coach in 2007. *The Ravens were 1st in overall defense (a Ravens' 1st), including 6th against the pass and 1st in INTs in the NFL in 2006.* Baltimore also had 5 of their 28 INTs returned for TDs (tops in the NFL), tying their 2004 team record. Carrier, a *3-time Pro Bowl safety and 1990 NFL Defensive Rookie of the Year for the Chicago Bears*, played 11 years in the NFL: 7 with the Bears, 3 with the Lions and 1 year with the Redskins.

Overview: Joined Baltimore in 2006 as secondary coach...The 11-year NFL veteran player also coached the Arizona State CBs for 2 years (2004-05)...Carrier retired from the NFL after the 2000 season (post-Redskins) and launched a career as a sports commentator with various radio and television outlets, including WGN in Chicago, ESPN's XTRA-910 and the USC Football Radio Network...Carrier, who earned 3 Pro Bowl trips while with Chicago (1990-91, '93), was the *NFL Defensive Rookie of the Year (1990)* after leading the NFL with 10 INTs.

2006: (with Baltimore) 2006: The Ravens finished 1st in the NFL in INTs, totaling a franchise-best 28 picks to surpass the 25 they tallied in 2002...*Both S Ed Reed and CB Chris McAlister earned their 3rd Pro Bowl honors.*...Baltimore also had 5 of the 28 INTs returned for TDs (tops in the NFL), tying their 2004 team record...Five INTs were picked off by Baltimore's rookie S Dawan Landry (1 for a TD), the most in the NFL for a rookie DB in 2006...Landry tied a Ravens' rookie record for picks in a single season (5) with Reed (2002), McAlister (1999) and CB Duane Starks (1998)...Baltimore dominated the turnover battle, earning a +17 ratio...Producing the NFL's 2nd most takeaways with 40 (Chi. was tops with 44)...Finished tops in NFL in turnover ratio for the 2nd time in team history (+23 posted during 2000 is a team best)...Baltimore was best in the NFL on 3rd down, limiting opponents to just a 28.8% success rate (60 of 208 attempts)...The Ravens produced 22 sacks on 3rd down (the 2nd most in the NFL) and 8 INTs, tying for the 4th most.

2004-05: (with Arizona State) Coached Sun Devils' CBs, including Texans DB Chris McKenzie, who was in his then-2nd year with Houston after signing as a rookie FA in 2005...ASU won back-to-back bowl games for the 1st time in nearly 20 years: **2005:** ASU won 45-40 over Rutgers in the Insight Bowl and **2004:** ASU won 27-23 over Purdue in the Sun Bowl.

2003: (with Brophy College Preparatory) Started his coaching career as the Jesuit Catholic school's secondary coach in Phoenix, AZ.

NFL PLAYER: Carrier spent 11 seasons as a safety in the NFL, his 1st 7 with the Chicago Bears (1990-96), next 3 with Detroit (1997-99) and final season with the Washington Redskins (2000), tallying 32 INTs in his career...Carrier, who earned a Pro Bowl nod 3 times while with Chicago (1990-91, 1993), was the *NFL Defensive Rookie of the Year (1990) after leading the NFL with 10 INTs.*

2000: (with Washington) Signed with the Redskins in his final year in the NFL...Was 3rd on the team with 102 tackles...Retired from the NFL after the season.

1997-99: (with Detroit) Tallied 2 100-tackle seasons as the starting FS for the Detroit Lions...Was a co-host on Sunday night sports telecasts for Detroit's WKBD-TV while playing for the Lions. **1999:** Was a Pro Bowl alternate...*Named the Lions' Joe Schmidt Leadership Award winner* for the 2nd-straight season. **1998:** Was Lions defensive co-captain and named team's Joe Schmidt Leadership Award winner...Honored as the *NFL's top FS by Sports Illustrated*. **1997:** Voted by his teammates as defensive captain and made all the defensive calls in the secondary...Signed as a free agent.

1990-96: (with Chicago) As a Bear, Carrier was a football analyst for WGN-TV and radio programming. **1996:** Carrier played in 108-straight games to start his NFL career, before missing his 1st game with an ankle injury...Ravens D-line coach Clarence Brooks was the DL coach in Chicago during Carrier's final 3 seasons. **1994-95:** Contributed 2 100-tackle seasons for Chicago. **1993:** Carrier was honored with his *3rd Pro Bowl selection*. **1991:** Earned his *2nd trip to the NFL Pro Bowl*. **1990:** *Was selected as the 6th overall pick by the Bears in the NFL Draft*...Led the NFL with 10 INTs, the highest single-season mark in the '90s...Carrier's exceptional rookie season led to his *1st Pro Bowl selection* and the *NFL Defensive Rookie of the Year award*...Posted a *career-high 122 tackles* and a *career-high 20 PD*...*Also forced 5 fumbles.*

COLLEGE: A stellar safety at USC...In his 1st season, Carrier was a backup safety to Ravens sec-



MARK CARRIER

ondary coach Dennis Thurman's brother, "Junior" Thurman...Entered the NFL Draft as a junior after being honored as *USC's 1st Jim Thorpe Award winner*, presented to the nation's best DB...Was a 2-time 1st-team All-American...Has a B.A. in communications (1993).

PERSONAL: Launched career (2001) as a sports commentator with various radio and television outlets, including WGN in Chicago, as a Bear, and ESPN's XTRA-910...Hosted a daily sports talk show for ESPN Radio 860 in Phoenix...Was co-host of the pre- and post-game shows for the USC Football Radio Network...All-American at Long Beach Poly (CA) HS...*Established MacKids Foundation* in honor of his son, Mac, to raise money for a number of causes, such as earthquake relief and Red Cross-related events...Mark and his wife, Andrea, have a son, Mac (11), and a daughter, Lexi (9).

NFL PLAYER EXPERIENCE: 1990-96 (Chicago Bears); 1997-99 (Detroit Lions); 2000 (Washington Redskins)

COACHING BACKGROUND: 2003 (Brophy [Phoenix, AZ] College Prep); 2004-05 (Arizona State); 2006-07 (Baltimore Ravens)



VIC FANGIO

SPECIAL ASST. TO THE HEAD COACH • DEFENSE

COLLEGE: EAST STROUDSBURG STATE

YEARS WITH RAVENS: 2

YEARS IN NFL: 22

YEARS IN COACHING: 29

HS: DUNMORE (PA)

BORN: 8/22/58, DUNMORE, PA

Vic Fangio entered his 2nd year with the Ravens in a new position as the special assistant to the head coach/defense in 2007. Fangio assisted the Ravens as a consultant throughout the 2006 campaign. *Prior to joining the Ravens, Fangio was defensive coordinator with 3 NFL teams for 11 seasons (1995-2005) – the Panthers, Colts and Texans, respectively.*

OVERVIEW: Named special assistant to the head coach/defense in '07...Signed on with the Ravens as a team consultant in '06...Fangio broke down tape, scouted plays, players and team tendencies for the offense and defense...Was defensive coordinator for 3 NFL teams – the Texans, Colts and the Panthers...*Fangio coached defensive units that led the league or were in the top 3 in points allowed, 3rd-down defense, 1st downs allowed, sacks, run defense, opponents QB rating and defensive TDs...His defenses ranked in the top 7 in the takeaway category 3 times (1995-96, 1998)*...First NFL coaching position was with the Saints as OLB coach under head coach Jim Mora Sr....Launched pro coaching career with the USFL's Philadelphia/Baltimore Stars in 1984...Stars won 2 titles.

2006: (with Baltimore) 2006: The Ravens' defense finished 1st overall in the NFL, 2nd against the rush and 6th against the pass and set several franchise records...Fangio broke down tape, and scouted plays, players and team tendencies for the offense and defense...When Brian Billick took over coordinating the offense after 6 games into the season, Billick said: "Vic became my eyes and ears in the coaching booth"...*Baltimore earned a 13-3 record and a bye prior to the Divisional Playoffs.*

2002-05: (with Houston) 2005: Texans finished with a disappointing 2-14 season after a respectable '04. **2004:** Defense set a team record with 22 INTs (5th in NFL), scored 5 TDs and finished 15th in the NFL in points allowed...Kept opponents out of the end zone for 13-straight quarters, from week 13 to week 16...That scoreless run was the NFL's best of the season. **2003:** Five opening day defensive starters landed on IR, including 2 Pro Bowlers: CB Aaron Glenn and DE Gary Walker, plus starting T Seth Payne. **2002:** Named DC for expansion Texans in a return engagement under head coach Dom Capers (see Carolina, below)...Texans ranked 8th in the AFC in total defense and 4th in the conference in pass defense...Ranked 7th in the NFL in 3rd-down defense, 8th in red-zone defense, 4th in penalties and 9th in yards per play...At Heinz Field in week 14, the young Texan team beat the Steelers, 24-6...Defense scored all 3 TDs.

1999-2001: (with Indianapolis) 2001: Uncertainty contributed to a 6-10 record, along with a number of injuries (including a knee injury to Pro Bowler RB Edgerrin James), 5 new, 1st-time starters and the retirement of DE Shawn King...The youth factor played a part, as 6 of the 10 DBs on the roster had never appeared in a NFL game. **2000:** Finished the season with a 10-6 record...Fangio's defense tallied 42 sacks, the most posted in 11 years for the team...Vic's defense made major strides

VIC FANGIO

in all statistical categories, allowing Indy to post a stellar 23-9 record in 2 seasons (1999-2000)...Vic turned around a Colts team that had been 6-26 in the 2 previous seasons (1997-98)...The "D" ranked 15th in points allowed in the NFL. **1999: Colts posted a 13-3 record in Fangio's 1st season, in what was described by media as the greatest 1-year turnaround in NFL history...**Named defensive coordinator and posted his 3rd stint under Mora (see Saints, Panthers and USFL)...Indy won its 1st division championship in 15 seasons...In Fangio's 1st season as DC, the Colts jumped to 15th (in the NFL) from 29th in total defense.

1995-1998: (with Carolina) 1997-98: Expansion team Panthers recorded 11-21 seasons in 2 years. **1996:** Posted a 12-4 mark...Ranked 10th in total defense, 1st in 3rd-down defense, 1st in sacks, 2nd in 1st downs allowed and 5th in takeaways...Defense allowed just 218 points, which ranked 2nd in the NFL...**Panthers yielded just 5 TDs and 56 points in the 2nd half of the season, breaking Chicago's 1985 record of 71 points (their Super Bowl season) – a record that still stands today...**Coached 3 All-Pro LBs in Lamar Lathan, Sam Mills and Kevin Greene...Won the NFC West title in their 2nd season...Panthers reached the NFC Championship Game (Green Bay was the victor in Super Bowl XXXI)...Greene set NFL record with 5-straight multi-sack games...Led the NFL in sacks for the 2nd time in 3 years with 14.5...Was consensus All-Pro for 2nd time in 3 years and elected to his 4th Pro Bowl...Mills earned his 5th Pro Bowl and retired in '97 to become LB coach at Carolina. **1995:** Named DC for expansion Panthers under head coach Dom Capers...Tied for 7th in the NFL in total defense; ranked 6th in scoring defense, 10th in rushing defense, 5th in takeaways and 2nd in defensive passer rating.

1986-1994: (with New Orleans) 1994: Named LB coach...Saints were 7-9. **1993:** LB Renaldo Turnbull was voted to the Pro Bowl, while the Saints posted an 8-8 season. **1992:** A 12-4 mark gave the Saints a 23-10 record for the last 2 seasons...**Fangio coached the vaunted "Dome Patrol," the stellar corps of LBs that led the Saints' defense: Ricky Jackson, Pat Swilling, Sam Mills and Vaughan Johnson...**Vic's defense led the Saints to their 1st playoff appearance and the defense to 4 top 10 finishes...**It was the 1st LB unit from 1 team to be voted to the Pro Bowl on the 1st ballot.** **1991:** Posted an 11-5 season. **1990:** New Orleans broke even at 8-8. **1989:** The defense cracked the NFL's top 10 in total defense 4 times and the NFL's top 10 in rushing defense 6 times, including a 1st-place finish at 9-7. **1988:** Finished the season 10-6. **1987:** Advanced to the playoffs for the 1st time with a 12-3 record, making return trips in 1990-1991 and 1992. **1986:** Named OLB coach under head coach Jim Mora...Saints posted a 7-9 mark.

1984-85: (with Philadelphia/Baltimore Stars) Defensive assistant in USFL under head coach Jim Mora...**Teams won back-to-back USFL championships.**

1983: (with North Carolina) 1983: Graduate assistant for the Tar Heels in Chapel Hill.

1982: (with Milford Academy) Named to position of DC at Connecticut prep school.

1979-81: (with Dunmore HS) 1980: Named defensive coordinator. 1979: Launched coaching career tutoring LBs for his alma mater.

COLLEGE: Attended East Stroudsburg State.

PERSONAL: Fangio launched his coaching career in 1979 at his alma mater, Dunmore (PA) HS...Coached LBs for 1 season before promotion to defensive coordinator...Inducted into the N.E. Pennsylvania Hall of Fame in 1993...Vic has a son, Christian, and a daughter, Cassie.

COACHING BACKGROUND: (1979-81) (Dunmore HS); 1982 (Milford Academy); 1983 (U. of North Carolina); 1984-85 (USFL-Philadelphia/Baltimore Stars); 1986-94 (New Orleans Saints); 1995-1998 (Carolina Panthers); 1999-2001 (Indianapolis Colts); 2002-05 (Houston Texans); 2006-07 (Baltimore Ravens)

RED ZONE DOMINANCE

A key element to Baltimore's No. 1-ranked defense in 2006 was its ability to shut down drives when opponents entered the red zone. Baltimore ranked 1st in red zone defense, allowing a mark of only 33.3% (11 TDs on 33 possessions). Additionally, the Ravens forced the opposition to forfeit the ball 4 separate times (3 INTs, 1 fumble), and impressively, all the picks occurred in the end zone.

NFL / OPPONENTS/DEFENSE INSIDE THE 20 (2006 Season)

TEAM	Poss.	Pts.	TD	FG	TD Pct.
1. Baltimore	33	107	11	10	33.3
2. New England	35	127	12	14	34.3
3. Minnesota	46	182	17	21	37.0
4. Miami	36	159	15	18	41.7
5. Oakland	62	263	27	25	43.5





JOHN FASSEL

SPECIAL TEAMS ASSISTANT

COLLEGE: WEBER STATE
YEARS WITH RAVENS: 3
YEARS IN NFL: 3
YEARS IN COACHING: 8
HS: MILFORD (CT) ACADEMY
BORN: 1/10/74, ANAHEIM, CA

John Fassel (pronounced FAH-sill) entered his 3rd year as a Ravens' coach and his 2nd-straight season as a special teams assistant. Fassel is responsible for film breakdown and special projects, in addition to his responsibilities assisting special teams coordinator Frank Ganzs Jr.

OVERVIEW: Joined the Baltimore coaching team 3 years ago as an offensive coaching assistant, but switched to special teams in 2006...Was the strength and WRs coach for the Amsterdam Admirals of the World League in the Spring of 2000...*Fassel signed with the Indianapolis Colts as a rookie free agent in 1999 as a WR*...Released by the Colts in the final cut of the 1999 preseason.

2005-06: (with Baltimore) 2006: The special teams' group performed well for the Ravens in 2006 on both kickoff and coverage teams...K Matt Stover was voted as a 1st alternate to the Pro Bowl and earned numerous All-Pro honors, while LB Gary Stills led the NFL with 44 ST tackles...Stills was also named a Pro Bowl 1st alternate...Stover led NFL kickers with a 93.3% conversion mark (28 of 30 FGs)...He was 4th among all kickers with 121 points...Matt notched his 12th-career game-winner (15-14) at Cle. (9/24) on a 52-yard FG with 20 seconds remaining in the game...DE Trevor Pryce posted a game-saving blocked field goal attempt (11/12) to beat the Titans at Tennessee, 27-26, rallying from a franchise-record 19-point deficit...Koch produced just 3 touchbacks, 30 punts inside the 20 (5th in NFL) and was 2nd with 12 punts inside the 10...Stellar RS B.J. Sams fractured his ankle in game 12 and was placed on injured reserve...Rookie RS Cory Ross finished the year as the kick-off returner and punt returner...Stills fell just 2 tackles shy of tying the NFL's all-time single-season special team mark with his 44 tackles (29 solo). **2005:** John worked with the offensive staff, breaking down film and serving as special projects coordinator for the offense...Worked closely with his father, Jim, who was named offensive coordinator (2005), after signing on with the Ravens as a senior consultant in 2004...The elder Fassel, an NFL Coach of the Year (2000), while with the New York Giants, had 32 years of coaching, including 15 in the NFL.

2002-04: (with New Mexico Highlands) 2004: As a head coach, he broke the school's 29-game losing streak in the 4th game and posted 2 more victories...Also served a brief stint as the school's interim athletic director. **2003:** Named head coach for the New Mexico Highlands Cowboys in February. **2002:** Served as QB and WR coach and assistant athletic director.

2000: (Amsterdam Admirals) Was the strength and WRs coach (World League).

1999, 2001: (with Bucknell) 2001: Named WRs coach...Also recruited for the Bison in South Florida. **1999:** Assisted the coaching staff with all aspects of the program, specifically with WRs.

COLLEGE: Graduate (1999) of Weber State with a degree in exercise science...Fassel was a 4-year letter winner and standout for the Wildcats, playing both QB and WR...Voted team captain in 1998...Played in the Blue-Gray game (1999)...Earned a master's degree in athletic administration at Idaho State University, where he was a graduate assistant and sports science instructor (fall of 2000 to spring of 2001).

PERSONAL: Attended Milford Academy (CT), and spent 1993 serving as a community relations assistant for the Denver Broncos after sustaining a season-ending injury...Was the director of the Fellowship of Christian Athletes at New Mexico Highlands...A triathlete who has finished 3 Ironman distance triathlons (2.4-mile swim, 112-mile bike, 26-mile run) and 18 other shorter distance triathlons...Takes pride in the fact that he is the 2-time champion of the "Fassel Open" (family golf tournament)...John resides in Baltimore, MD.

COACHING BACKGROUND: 1999, 2001 (Bucknell); 2000 (Amsterdam Admirals); 2002-04 (New Mexico Highlands-head coach in '04); 2005-07 (Baltimore Ravens)

STOVER IS...

the 2nd most accurate kicker in NFL history (.838 percent, 408 of 487 FGAs) and 28 for 30 in 2006...His personal and franchise-best 36 consecutive FGs made – which is the NFL's 3rd longest of all time – came to an end in week 11 vs. Atlanta when he was wide left on a 42-yard attempt in the 1st quarter. Ranked No. 1 is Mike Vanderjagt (230 of 266 for .865 percent).



JEDD FISCH

ASSISTANT QUARTERBACKS

COLLEGE: FLORIDA

YEARS WITH RAVENS: 4

YEARS IN NFL: 7

YEARS IN COACHING: 10

HS: HANOVER PARK (E. HANOVER, NJ)

BORN: 5/5/76, LIVINGSTON, NJ

Jedd Fisch entered his 4th season as a Ravens' coach *with a new position as assistant quarterbacks coach in 2007*. Jedd's duties also expanded in 2006 to assistant wide receivers and QBs coach from offensive assistant. Fisch assisted coaching WRs with Mike Johnson and QBs with Rick Neuheisel (named offensive coordinator/quarterbacks in January of 2007). The 31-year old's various offensive/QB responsibilities include game planning.

OVERVIEW: *Named assistant QB coach in 2007...* Promoted in 2005 to an assistant WRs/QBs coach...Fisch joined the Ravens in 2004 as an offensive assistant...Spent 3 years as the defensive quality control coach for the Houston Texans...Survived life-threatening heart surgery in 2003 to continue his coaching career with the Texans...Launched professional career as a WR coach for the NJ Red Dogs of the AFL...Spent 2 years as a GA assisting Steve Spurrier (head coach of the University of South Carolina) at the University of Florida.

2004-06: (with Baltimore) 2006: *Finished the season at 13-3, earning the AFC North Division title, a playoff berth and a 1st-round bye...* In the last 10 games of the season, when head coach Brian Billick coordinated, the offense improved measurably...Ravens "O" was 10th in the NFL (344.2 ypg), 1st in sacks allowed (5), 2nd in pass completions (66.7%), 5th in 3rd-down conversions (44.1%), 5th in passer rating (94.1), 2nd in fewest INTs (6) and, most importantly, 9th in points scored (24.3)...*If extrapolated to 16 games, the Ravens' offense under Billick would rank 7th in the NFL...Pro Bowl T Jonathan Ogden made his 10th-straight trip to Hawaii...* With the addition of Steve McNair at QB, who started all 16 games, Baltimore improved to 11th in passing...McNair became the 3rd QB in NFL history to throw for 30,000 yards and rush for 3,500 more (behind Hall of Famers Fran Tarkenton and Steve Young)...He also posted the highest single-season completion percentage (63% -295 of 468) in Ravens history...Two-time Pro Bowl TE Todd Heap completed a Pro Bowl-deserving season, ranking 1st on the team with 73 catches for 765 yards and a team-best 6 TDs...WR Derrick Mason had a team-high of 45 of his 68 grabs resulting in 1st downs - 20 of which came on 3rd-down situations...WR Mark Clayton developed into the Ravens' top deep threat and playmaker. **2005:** Clayton earned the top 3 rookie receiving-yard days and 4 of the 6 best reception performances in Ravens rookie history...QB Kyle Boller's home record also improved to 13-4 (a winning percentage of .765). **2004:** Assisted David Shaw in coaching WRs, in addition to breaking down opponents video, and developing scouting reports for game preparation.

2001-2003: (with Houston) 2003: Following surgery for an aortic aneurysm at age 26, Fisch held off the field duties and served as the Texans' defensive QC coach...Assisted coaching the club's LBs and maintaining responsibility for all opponent tape breakdown and game analysis. **2002:** Served as defensive QC coach and assistant LBs coach. **2001:** Joined the Texans as Dom Capers' 3rd hire after Chris Palmer (OC) and Dan Riley (head strength and conditioning coach)...Spent year working with both offense/defense by assisting in all administrative duties in building an expansion franchise.

1999-2000: (with U. of Florida) A graduate assistant at Florida's College of Health and Human Performance while receiving a master's degree in sports management...Assisted head coach Steve Spurrier and the Gators' coaching staff, as well as the director of football operations during the time they compiled a 19-7 record...Advanced to 2 New Year's Day Bowl Games (Florida Citrus and Sugar, respectively) and won a Southeastern Conference Title.

1998: (with NJ Red Dogs) Coached WRs...Responsible for QC duties for offense and defense...Posted a 7-7 record.

COLLEGE: Graduated from Florida with a B.A. in criminology and law and a master's degree in sports management...Served as an assistant coach and DC at P.K. Yonge (Gainesville, FL) HS (1997-98) as an undergraduate.

PERSONAL: Returned to coaching after 1 year of off-field duties while recovering from an aortic aneurysm surgical procedure in April of 2003...Attended Hanover Park HS in E. Hanover, NJ...Jedd and wife, Amber, and daughter, Zaylee, live in Baltimore.

BACKGROUND: 1998 (New Jersey Red Dogs); 1999-2000 (University of Florida); 2001-2003 (Houston Texans); 2004-07 (Baltimore Ravens)



JEFF FITZGERALD

LINEBACKERS

COLLEGE: CAL STATE-NORTHRIDGE

YEARS WITH RAVENS: 4

YEARS IN NFL: 14

YEARS IN COACHING: 25

HS: JOHN BURROUGHS (BURBANK, CA)

BORN: 4/18/60, BURBANK, CA

Jeff FitzGerald entered his 3rd year as the Ravens' linebackers coach in 2007. *FitzGerald is only the 2nd LB coach in NFL history to have 4 LBs earn the Pro Bowl in the same season (2006: LBs Ray Lewis, Bart Scott, Terrell Suggs and Adalius Thomas). Vic Fangio was the 1st to accomplish this milestone in 1992 with New Orleans (LBs Ricky Jackson, Vaughan Johnson, Sam Mills and Pat Swilling).* "Fitz" brings his expertise, intensity and high energy to the Ravens' linebackers, overseeing one of the most elite and highly-talented groups in the NFL.

OVERVIEW: Named Ravens LB coach in 2005...Oversees the most elite group of LBs in the NFL...Joined the Ravens as OLB coach in 2004...Was reunited with Ravens defensive coordinator Mike Nolan (49ers head coach), with whom he coached at the Washington Redskins...Also re-joined player personnel director Phil Savage (now GM with Cleveland)...FitzGerald was a graduate assistant with Savage at Alabama in the late 1980s...Spent 4 seasons with the Arizona Cardinals prior to joining the Ravens as LB coach...Garnered 13 years of NFL coaching experience and obtained vast skills in computer and video operations.

2004-2006: (with Baltimore) 2006: The Ravens' No. 1 defense again was dominant, and ranked 1st in points allowed (201, including just 64 (9.1ppg) in the final 7 games, while 26 teams allowed 300 or more points for season); 1st in total defense (264.1 yards); 1st inside the 20 (33.3% TDs allowed); fewest 3rd downs converted (28.8%) and fewest 1st downs permitted (236); 1st in takeaways/giveaways (+17), 2nd in takeaways (40 to Chicago's 44); 1st in INTs (28, including 5 for TDs); and 2nd in sacks (60 to San Diego's 61)...Always seeking out the ball, 6 defensive TDs were scored (5 INTs, 1 FR) by 5 different players...Six defensive players earned Pro Bowl nods: LB Ray Lewis (led team in tackles with 164 for the 9th time in his career; suffered a hand injury that caused various rotations by LB Bart Scott, Mike Smith and Jarret Johnson), CB Chris McAlister, S Ed Reed, LBs Terrell Suggs and Adalius Thomas)...Suggs (9.5) tied for 3rd on the team in sacks with Scott behind DT Trevor Pryce (13) and Thomas (11)...Thomas marked the 1st time in franchise history that a player compiled 1 sack, 1 INT and 1 safety in a single game (vs. Oak., 9/17)...Scott earned his 1st-career Pro Bowl, as well as numerous honors, after finishing 2nd on the team with 135 tackles and 9.5 sacks. **2005:** Seven-time Pro Bowl LB Ray Lewis missed 10 games after starting the 1st 6...Lewis was on pace for a 205-tackle season prior to his high surgery after posting 77 tackles, 1 sack, 1 INT, 3 PD and 1 FR...Scott started the 1st 10 games of his career, finishing 2nd on the team with 119 tackles and 4 sacks...Tommy Polley led the Ravens with a career-high 134 tackles in his 1st season with the team...Despite being double- and sometimes triple-teamed, "*Sizzle*" (LB Terrell Suggs) posted a career-high 86 tackles, finished 2nd on the team with 8 sacks and tied a career-high with 6 FFs...*"A.D."* (Adalius Thomas) set a new career high with 9 sacks and set a franchise record with 3 defensive returns for TDs...Adalius was voted team MVP by Baltimore media...Peter Boulware remained the Ravens' sack king, reaching 70 for his career and hitting the 500-tackle milestone...Roderick Green played in 16 games, subbing on defense (posting 2 sacks), but finishing 2nd in special teams tackles (17). **2004:** Named OLB coach and tutored Terrell Suggs and Adalius Thomas...Suggs was named to his 1st-career Pro Bowl after leading the team with 10.5 sacks (tied for 3rd in AFC and 11th in NFL)...Suggs added 72 tackles...Thomas also thrived under FitzGerald, posting a career-high 80 tackles, and finishing 2nd on the team with a career-high 8 sacks...Thomas also had 5 PD and led the team with 4 FFs.

2000-2003: (with Arizona) 2001-03: Served as LB coach. **2000:** Joined Cardinals as quality control coach and was responsible for computer and video operations.

1998-1999: (with Washington) 1999: Served as LB coach and defensive assistant under then-Redskin DC Mike Nolan. **1998:** Defensive and special teams assistant...Managed the team's defensive game analysis services and served as a special teams assistant.

1994-1997: (with San Diego State) Served as LB coach...Oversaw the computer and video operations for the team.

1990-1993: (with Tampa Bay) Began NFL career with the Buccaneers...Spent 4 years working with the DBs, special teams and administrating defensive computer operations, plus evaluation of video.

1986-89: (with Alabama) Spent 4 seasons with the Crimson Tide, where he met graduate assistant Phil Savage...Served as ILB coach while completing his master's degree.

JEFF FITZGERALD

1985: (with U. of Cincinnati) Was a graduate assistant (DL) at the University of Cincinnati... Developed the Cincinnati *Offseason Strength and Conditioning Program Guide Book*.

1981-84: (with Burroughs/Burbank HS) Coached HS football in his hometown of Burbank, CA, while completing his bachelor's degree at Cal State-Northridge.

COLLEGE: Graduate of Cal State-Northridge with a bachelor's degree in physical education and a master's degree in physical education from the University of Alabama...Originally attended Oregon State, where he played LB for the Beavers...Transferred after suffering a knee injury.


PERSONAL: Volunteered at weightlifting events at the 1984 Summer Olympic Games in Los Angeles...Has helped develop and coach the LB drills at the NFL Combine for draft-eligible college players for the past 9 years in Indianapolis...An auto racing and travel enthusiast, FitzGerald is a professionally-trained race car driver who studied at the world-renowned Bondurant driving school in Phoenix, AZ...In offseason, Fitz enjoys spending his leisure time training new drivers throughout the country at the Richard Petty Driving Experience (RPDE)...A world traveler, Fitz has visited many exotic places, including Korea, Hong Kong, Australia, New Zealand, Fiji, Indonesia, and more extensively, throughout Europe...Jeff resides in Pikesville, MD.

COACHING BACKGROUND: 1981-82 (John Burroughs HS); 1983-84 (Burbank HS); 1985 (University of Cincinnati); 1986-89 (Alabama); 1990-93 (Tampa Bay Buccaneers); 1994-97 (San Diego State); 1998-99 (Washington Redskins); 2000-03 (Arizona Cardinals); 2004-07 (Baltimore Ravens)

BALTIMORE RAVENS TRAINING FACILITY



The Baltimore Ravens moved into their new 200,000-square-foot training facility in mid-October of 2004. The building features a brick and stone exterior. The field house is 90,000 square feet and includes a strength-training area and a full-size indoor practice field. The new headquarters' outdoor practice fields and field house sit on 32 acres and was completed in December of 2004. Almost all of the physical construction on the project was provided by Baltimore area companies and workers. The facilities include a full-service kitchen, cafeteria, player support functions, basketball and racquetball courts, TV/radio studios, plus state-of-the-art requirements for NFL training. Included at the facility are executive offices, meeting rooms, 3 outdoor fields and media areas that offer wireless capability. Approximately 200 Ravens are housed at the headquarters in Owings Mills. The ticket office and stadium facilities' staffs remain at M&T Bank Stadium.



Above: Ravens weight room, where coaches Jeff Friday and Paul Ricci work on players conditioning...Left: Indoor field house practice.

"Everything a team needs to help prepare it to win is available to us. Steve (Bisciotti) has delivered a 1st-class, state-of-the-art training facility and office complex," general manager Ozzie Newsome said.



CHRIS FOERSTER

OFFENSIVE LINE • ASSISTANT HEAD COACH

COLLEGE: COLORADO STATE UNIVERSITY

YEARS WITH RAVENS: 3

YEARS IN NFL: 15

YEARS IN COACHING: 25

HS: SABINO (TUCSON, AZ)

BORN: 10/12/61, MILWAUKEE, WI

Chris Foerster (pronounced FUR-stir) entered his 3rd season as the Baltimore Ravens' offensive line/assistant head coach in 2006. *Baltimore's resurgent "O-Line" stamped its name in team record books and many former records were snapped (or tied).* The Ravens gave up just 17 sacks in 2006, the 2nd fewest (Colts, 15) in the NFL.

OVERVIEW: Joined the Ravens as O-line/assistant head coach in 2005...Foerster has 25 years of coaching experience, including stints with the Minnesota Vikings (1993-95) and Stanford (1989-91), where he worked with Ravens head coach Brian Billick...*Prior to coming to Baltimore, the 3 NFL teams for which Foerster coached made the playoffs 8 times (4 times with the Bucs, 2 with the Colts and 2 with the Vikes), including 3 division titles and 2 appearances in conference championship games...*With Foerster as a coach, teams earned a combined 107-85 record.

2005-06: (with Baltimore) 2006: Pro Bowl OT Jonathan Ogden made his 10th-straight trip to Hawaii...The Ravens finished the season at a franchise-best 13-3, earned the AFC North Division title, a playoff berth and a 1st-round bye...Baltimore was 17th in the NFL in total offense, 11th in passing and 25th in rushing...QB Steve McNair has rushed for a career 37 TDs, more than any other active QB in the NFL and is now tied for 4th all time in rushing TDs by a signal caller...*Baltimore's resurgent "O" stamped its name in team record books...*Some records of note: sacks allowed (17), team completion percentage (62.6), completion percentage (63.0, McNair), passes without an INT (162, McNair), 3rd-down conversions (96), 4th-down percentage (72.7), fewest turnovers (23), longest TD reception (87t, Mark Clayton at KC). **2005:** Baltimore ranked 12th overall in the AFC and 24th in the NFL in total offense...*An almost flawless Jonathan Ogden made his 9th-consecutive Pro Bowl appearance...*A healthy Mike Flynn played in all 16 games at center, starting 16, while Tony Pashos emerged at RT...On the right side of the O-line, both G Keydrick Vincent (thigh) and T Orlando Brown (back) were hampered by nagging injuries and placed on IR in December...G Brian Rimpf made 7 starts in 15 games.

2004: (with Miami) As offensive coordinator, Chris took over a unit that was decimated by injuries and the sudden departure of Pro Bowl RB Ricky Williams during training camp...Still produced 4,404 yards and 275 points...Over the 1st 10 games, Miami scored 140 points, averaging 14.0 points per game...After Jim Bates took over as interim head coach for the final 6 games, the points production jumped to 22.5 points per game (scored 135 points in 6 games).

2002-03: (with Indianapolis) TE's coach both seasons...Helped the Colts to 2 playoff appearances including the AFC Championship game (1/18/04 at New England). **2003:** Guided TE Marcus Pollard to 40 receptions for 541 yards (2nd-most in his career) and 3 TDs. **2002:** Pollard grabbed 43 (2nd-most in his career in 2002) receptions for 478 yards and 6 TDs (2nd-most in his career).

1996-2001: (with Tampa Bay) O-line coach...Bucs made 4 playoff appearances in 6 years, including an appearance in the NFC Championship game in 1999...In his 6-year tenure, the OL helped protect Bucs QBs, allowing them to pass for 16,159 yards, an average of 2,693.2 yards per season and 10,884 rushing yards (1,814 per season).

1993-95: (with Minnesota) Coached with OC Brian Billick, and helped Vikes to 2 playoff appearances. **1995:** TE's and OL coach...Minnesota gained 5,938 total yards...Team scored 412 points (2nd-most in Vikes history). **1993-94:** Vikings OL paved the way for 10,666 total yards (5,333 avg).

1992: (with University of Minnesota) Offensive line coach.

1988-91: (with Stanford) Assistant offensive line/special teams coach.

1983-87: (with Colorado State) 1984: Named Rams O-line coach. **1983:** Began coaching as a GA.

COLLEGE: Played center at CSU from 1979-82...During senior year, Rams set a school record for passing yards in a season...Named CSU's outstanding scholar athlete as a junior...A walk-on before earning a scholarship as a sophomore...Earned a degree in history.

PERSONAL: Prepped at Sabino (Tucson, AZ) HS...Played in the 1997 All-Star game against Ravens OC/QB coach Rick Neuheisel: Arizona All-Stars vs. Utah All-Stars.

COACHING BACKGROUND: 1983-87 (Colorado State); 1988-91 (Stanford); 1992 (University of Minnesota); 1993-95 (Minnesota Vikings); 1996-2001 (Tampa Bay Buccaneers); 2002-03 (Indianapolis Colts); 2004 (Miami Dolphins); 2005-07 (Baltimore Ravens)



JEFF FRIDAY STRENGTH AND CONDITIONING

COLLEGE: WISCONSIN MILWAUKEE

YEARS WITH RAVENS: 9

YEARS IN NFL: 12

YEARS IN COACHING: 18

HS: MARQUETTE U. (MILWAUKEE, WI)

BORN: 10/11/66, MILWAUKEE, WI

Jeff Friday entered his 9th season as the Ravens' strength and conditioning coach in 2007. A year-round key component of the Ravens' football program is the strength and conditioning area, vital to conditioning the team before players ever take the field. Friday was named the *Professional Strength and Conditioning Coach of the Year following the Super Bowl in 2000. Friday will continue to write a popular weekly column for the Ravens' website called Fitness with Friday.* Jeff and his assistant Paul Ricci add an immeasurable contribution to the healthy development of the team.

OVERVIEW: Each year, Jeff develops individualized strength and conditioning programs for players...“The expectation is for players to be in top physical condition when they report to training camp,” said Friday. “The strength and conditioning staff strives to maintain those levels throughout the season in order for players to perform at their peak performance levels.”... Friday was named *Professional Strength and Conditioning Coach of the Year* by a vote of his peers from the Professional Football Strength and Conditioning Coaches Society in 2000.

1999-2006: (with Baltimore) 2006: The Ravens' world-class facility has allowed the strength and conditioning staff to create and implement a comprehensive strength and conditioning program, which improves performance through nutrition counseling, conditioning, strength training, flexibility and speed development...Ravens defense finished 1st in the NFL...A new element introduced to conditioning was pilates in 2006. **2005: Friday began writing a popular weekly column for the Ravens' website called "Fitness with Friday"**...The behind the scenes features instructed how to train like a pro from every aspect – nutrition to speed development to flexibility...The Bod Pod was introduced as the Ravens' body composition analysis tool...Through air displacement technology, it allows tracing body composition changes throughout the year...From this information, nutrition and conditioning programs can be individualized for that specific player. **2004:** Introduced new elements to the offseason training program, including kick-boxing and yoga and continued spin-cycling, a mainstay of the Baltimore football program since 1999. **2003:** NFL's No. 1 rushing team (166.8 yards per game)...Outscored opponents 150-65 in the 4th quarter...Scored 150 4th-quarter points that led the NFL. **2002:** Coached and conditioned the Ravens' team of 19 rookies with an average age of 25.2 (youngest in NFL) to a 7-9 record. **2001:** Outscored opponents 109-55 in the 4th quarter...Seven victories resulted from 4th-quarter comebacks. **2000:** NFL record for fewest points allowed in a 16-game schedule (165) and NFL record for fewest rushing yards allowed in a season. **1999:** Ravens posted an 8-8 record, most wins in franchise history...Reunited with Brian Billick to oversee the Ravens' strength and conditioning program.

1996-98: (with Minnesota) During Friday's 3 seasons with the Vikings as an assistant strength and conditioning coach, the team made the playoffs each season. **1998:** Playoff team set NFL record for most points scored in a season (556).

1992-1995: (with Northwestern) Spent 4 years as assistant strength and conditioning coach. **1995:** Helped to develop the football squad that won the Big 10 title.

1990-91: (with Illinois State) A 2-year graduate assistant strength and conditioning coach.

COLLEGE: Earned his BS in physical education from the University of Wisconsin-Milwaukee and master's degree in exercise science from Illinois State University...Friday's master's thesis was published in the *Journal of Strength and Conditioning Research* as *A Comparison of Muscle Activity Between a Free Weight and a Machine Bench Press*.

PERSONAL: Attended Marquette University (Milwaukee, WI) HS...Jeff, wife Jennifer, daughter Hailey (7), and son Aidan James (4), reside in Ellicott City, MD.

BACKGROUND: 1990-91 (Illinois State); 1992-95 (Northwestern); 1996-98 (Minnesota Vikings); 1999-2007 (Baltimore Ravens)



Head strength and conditioning coach Jeff Friday signals that the Ravens have less than a foot to make to get a 1st down.



WADE HARMAN

TIGHT ENDS • ASSISTANT OFFENSIVE LINE

COLLEGE: DRAKE UNIVERSITY

YEARS WITH RAVENS: 9

YEARS IN NFL: 11

YEARS IN COACHING: 21

HS: WAYNE COMMUNITY (CORYDON, IA)

BORN: 10/1/63, CORYDON, IA

Wade Harman entered his 9th year coaching Ravens tight ends and the offensive line in 2007. *Wade is the only remaining offensive coach from the Super Bowl XXXV run in 2000. Coached players the caliber of TEs Shannon Sharpe and Todd Heap.* Two-time Pro Bowl TE Todd Heap posted a Pro Bowl-deserving season, ranking 1st on the team with 73 catches, 765 yards and a team-best 6 TDs in 2006. TE Jonathan Ogden made his 10th-straight trip to Hawaii. Wade has joined Brian Billick's coaching staffs on 3 occasions – Utah State, Minnesota Vikings and Baltimore Ravens.

OVERVIEW: Harman has 21 years of coaching in the NFL and collegiate ranks combined... Launched his pro career with the Vikings, where he was part of the highly prolific scoring duet of the Dennis Green-Brian Billick offensive staff... Wade also coached with Billick at Utah State... *Wade is the only remaining offensive coach from the Super Bowl XXXV run in 2000... Coached players the caliber of TEs Shannon Sharpe and Todd Heap.*

1999-2006: (with Baltimore) 2006: TE Todd Heap completed a Pro Bowl-deserving season, ranking 1st on the team with 73 catches, 765 yards and a team-best 6 TDs... Started 16 games... Heap is the all-time franchise leader in receptions (316), yards (3,658) and receiving TDs (26)... Todd ranks 3rd among active TEs over the last 5 seasons in receptions (300) and yards (3,452)... He posted 25 TDs in that span... TE Daniel Wilcox started 6 of 14 games, grabbing 20 catches for 166 yards, including a career-long 35-yarder for a TD (at Tampa) and a career-high 3 TDs on the season... TE Quinn Sypniewski saw action in all 16 games, starting 3... Quinn was instrumental in pass protection, allowing just 17 sacks all season (2nd-lowest total in the NFL)... Netted 2 special teams tackles... Caught 2 passes for 15 yards. **2005:** *Voted 1st alternate to the Pro Bowl, Heap was 3rd among active NFL TEs in catches and yards over the last 4 seasons* (2002-05, behind Tony Gonzalez and Jeremy Shockey)... *Heap was productive, becoming the franchise's all-time leading receiver* (243-2,893 and 20 TDs)... He posted 2nd in the AFC in 3rd-down receptions, behind WR Derrick Mason's 30... Tied for 6th in the NFL with 26 receptions for 261 yards and 3 TDs on 3rd downs... *The tremendous tandem of Mason and Heap formed the hottest WR/TE combination in the NFL* with 161 receptions in 2005, leading all duos in that category... Finished 3rd in the NFL among TEs with 75 receptions for 855 yards and 7 TDs (behind Antonio Gates and Gonzalez)... TE Daniel Wilcox (ankle) started 3 games and played in 13 before going on IR. **2004:** The Ravens struggled all season with injuries to key Pro Bowl-type players, especially on offense... Heap (ankle) missed 10 games and most of 2 others but still managed to lead Ravens TEs with 27 catches for 303 yards and 3 TDs... T Jonathan Ogden (knee, hamstring) missed 4 games... Long-time starting C Mike Flynn missed the 1st 7 games of the season with a fractured clavicle, but returned to start 4 games at RG and 1 at center. **2003:** Heap led the team in receptions for the 2nd consecutive season (57-693)... *Made 2nd straight trip to the Pro Bowl.* **2002:** Ravens were the only team in the NFL to have a TE (Heap) lead his team in receptions (68-836 yards)... Heap also tied for the team-lead with 6 TDs... He posted 2 2-TD games (vs. Jax. and Den.) and 2 go-ahead TDs (at Pit. and at Cin.)... His 6 points at Cin. were game-winners (27-23) with only minutes remaining... *Heap made his 1st trip to the Pro Bowl...* Rookie TE Terry Jones emerged, starting 6 of 14 games and catching 11 passes for 106 yards and 1 TD. **2001:** *Future Hall of Famer Shannon Sharpe became the NFL's all-time pass-catching TE (11/18 vs. Cle.), eclipsing Ozzie Newsome's NFL marks (662 catches-7,980 yards)...* *Sharpe had posted 690 career receptions for 8,553 yards, both all-time NFL records for a TE and earned a spot at the Pro Bowl.* **2000:** Ravens signed Sharpe, who led the team with 67 catches for 810 yards and 5 TDs, plus added huge plays in the postseason, catching 6 for 230 yards and 2 TDs. **1999:** Rejoined Billick as TEs coach/offensive line.

1997-98: (with Minnesota) Spent 2 seasons as a coaching assistant, helping tutor the O-line under OL coach Mike Tice... Assisted with playbook development, practice plans and schedules, game plans, opponents scouting reports and assisted the pro personnel department.

1996: (with Morningside College) Served as OC and OL coach in Sioux City, IA.

1992-95: (with U. of the Pacific) Coached a variety of offensive positions and monitored administrative affairs for the football program.

1987-91: (with Utah State) 1991: Coached RBs. **1989-90:** TEs coach. **1987-88:** Entered the coach-

WADE HARMAN

ing ranks as a graduate assistant.

COLLEGE: A LB at Utah State after transferring from Drake...Wade holds a degree in computer science and a minor in mathematics from Drake...Earned a master's degree in health, physical education and recreation from Utah State in 1988.

PERSONAL: Grew up in a farm community, where father, John, is a retired veterinarian...Wade and his wife, Angie, have 2 daughters, Madison (12) and Rylee (10), and a son, Hunter (7)...The Harman family lives in Reisterstown, MD.

COACHING BACKGROUND: 1987-91 (Utah State); 1992-95 (University of the Pacific); 1996 (Morningside College); 1997-98 (Minnesota Vikings); 1999-2007 (Baltimore Ravens)



MIKE JOHNSON WIDE RECEIVERS

COLLEGE: AKRON

YEARS WITH RAVENS: 2

YEARS IN NFL: 8 (1 as a player)

YEARS IN COACHING: 11

HS: BALDWIN PARK (CA)

BORN: 5/2/67, LOS ANGELES, CA

Mike Johnson entered his 2nd year with the Ravens in 2007 as the team's wide receivers coach. *Mike spent 3 years as QB coach with the Atlanta Falcons and tutored Michael Vick, a 3-time Pro Bowl quarterback.* Under Johnson, WR Mark Clayton has developed into the Ravens' top deep threat and playmaker, posting 3 TDs of 62 or more yards in 2006. For his career, Clayton has pulled in 6 scoring passes of 35 yards or more. Over the past 10 years, WR Derrick Mason, who signed as a free agent with the Ravens in '05, has remained one of the most valuable targets in the NFL.

OVERVIEW: Johnson coached a youthful Ravens receiving corps (average age of 26) in 2006...Spent 4 seasons with the Falcons...In 2003, interim head coach Wade Phillips (who replaced Dan Reeves) asked Johnson to call the Falcons' offensive plays in the final 2 games of the season...Johnson spent 2 seasons coaching the San Diego Chargers' QBs, including Doug Flutie, who amassed career highs with 3,464 yards passing and 294 completions in 2001...Mike launched his coaching career at Oregon State.

2006: (with Baltimore) 2006: A team-high 45 of Mason's 68 grabs resulted in 1st downs – 20 came in 3rd-down situations (2 on 4th down)...Of his 338 1st downs since 2001, 102 have come in the 4th quarter, just as 15 of his 32 TDs (including 2 in 2006 at Ten. on 11/12 and at Cin. on 11/30)...Derrick led Ravens receivers with 45 1st downs...Clayton was 3rd on the team with 67 grabs and 1st in yards (939) for a 14.0 avg....At KC in week 14, Clayton had a career game with 5 grabs for 112 yards and an 87-yard TD...Recorded the 5th 100-yard receiving day of his career – and 4th in 2006 – pulling in 7 catches for 108 yards (including a 35-yard TD) at Pit., in week 16...Then-rookie WR Demetrius Williams hauled in 22 catches for 396 yards and 2 TDs, including a 77-yarder vs. Cle. on 12/17 from QB Kyle Boller. (McNair injured his throwing hand and left the game after 8 plays.)

2002-05: (with Atlanta) 2005: Under Johnson's guidance, Vick earned a 3rd Pro Bowl trip...Tallied 2,412 passing yards and 15 TDs and was 2nd on the NFL's top rushing team with 597 yards and 6 TDs. **2004:** Vick, a 2-time Pro Bowler, became the 1st NFL QB to throw for more than 250 yards and run for over 100 yards in a single game (at Den., 10/31/04). **2003:** Interim head coach Wade Phillips asked Johnson to call the Falcons' offensive plays in the final 2 games of the season...Vick responded and compiled his 2 highest QB ratings of the year in those games (119.2 at TB, 12/20 and 93.0 vs. Jax., 12/28). **2002:** Johnson guided a young receiving corps that included WR Brian Finneran, who had the best year of his career (56-838 yards and 6 TDs).

2000-01: (with San Diego) 2001: With Johnson as his coach, Chargers' QB Doug Flutie had a stellar season, tallying career highs in completions (294), attempts (521) and passing yards (3,464)...Flutie's passing yardage was the most by a SD QB since Dan Fouts' 3,638 yards in 1985...Flutie posted 4 300-yard games. **2000:** In his 1st year as an NFL coach, Johnson coached the Chargers' QBs.



MIKE JOHNSON

1997-99: (with Oregon State) 1999: Was QBs coach. **1997-98:** Entered the coaching ranks as the Beavers' WRs coach.

1996: Was offensive coordinator at his alma mater, Baldwin Park (CA) HS.

1994-95: (with Shreveport Pirates) Quarterbacked the CFL's Pirates for 2 years in his final pro playing days.

1992-93: (with British Columbia Lions) Was the Lions' QB for 2 seasons.

1991-92: (with San Antonio Riders) Played 2 years at QB for the World League's Riders.

1990: (with Arizona) Signed as a rookie free agent QB with the Arizona Cardinals...Spent training camp with the Cardinals, but was released in the team's final cut.

COLLEGE: Johnson was the backup QB at ASU from 1985-86, but then transferred to Mesa Community College where he became a Junior College All-American in 1987...Johnson moved on to the University of Akron for 2 years (1988-89) and *was named Akron's Athlete of the Year in 1990*...Received a degree in communications.

PERSONAL: Earned 3 letters in football, basketball and baseball at Baldwin Park (CA) HS...Johnson was Baldwin Park's varsity basketball coach for the 1993-94 season...Mike is president of the First-and-Ten Foundation, which is a nationwide program dedicated to the development of HS student athletes...He held his 4-day First-and-Ten camp in Baltimore last June...Johnson's younger brother, Gary, played minor league baseball for both the Chicago Cubs and Florida Marlins' organizations...Mike and wife, Louan, who was a track star at USC and college classmate of Ravens secondary coach Mark Carrier, are the parents of daughter Taylor (9) and son Michael, Jr. (7).

NFL/PRO PLAYER EXPERIENCE: 1990 (Arizona Cardinals); 1991-1992 (San Antonio Riders-World League); 1992-93 (British Columbia Lions-CFL); 1994-95 (Shreveport Pirates-CFL)

COACHING BACKGROUND: 1997-99 (Oregon State); 2000-01 (San Diego Chargers); 2002-05 (Atlanta Falcons); 2006-07 (Baltimore Ravens)

GO-TO GUY MASON

Dating back to 2001, Ravens WR Derrick Mason ranks 4th in the NFL in 1st-down catches. Of his 497 overall receptions since then, Mason has reeled in 338 1st downs, good for 68 percent of his catches. In 2006, a team-high 45 of 68 grabs resulted in 1st downs -- 20 of which came in 3rd-down situations (2, 4th down). Of his 338 1st downs, 102 have come in the 4th quarter, just as 15 of his 32 TDs (including 2 in 2006): at Ten. on 11/12 and at Cin. on 11/30). Mason led all Ravens receivers with 45 1st downs.

CLAYTON IS A CATCH

WR Mark Clayton smashed Ravens franchise rookie receiving records in '05 to finish with 44 catches for 471 yards. In 2006, he was 3rd on the team with 67 grabs and finished tops in yards (939) for a 14.0 avg. In one of his top career games, he had 5 grabs for 112 yards and an 87-yard TD at Kansas City in Week 14. In week 16's win at Pittsburgh, he recorded the 5th 100-yard receiving day of his career -- and 4th in 2006 -- pulling in 7 catches for 108 yards (including a 35-yard TD). He has been especially spectacular on the road, with the Steelers' contest marking the 3rd 100-yard game notched away from Baltimore. In fact, of Clayton's 5-career 100-yarders, 4 have come on the road (7-105 in 2005 at Denver, 12/11). Below are listed Clayton's career 100-yard games:

CLAYTON'S CAREER 100-YARD GAMES

DATE/OPPONENT	REC.	YARDS	AVG.	TDs
11/12/06 at Tennessee	7	125	17.9	1
12/10/06 at Kansas City	5	112	22.4	1
12/24/06 at Pittsburgh	7	108	15.4	1
12/11/05 at Denver	7	105	15.0	1
10/15/06 vs. Carolina	5	101	20.2	2



TONY NATHAN

RUNNING BACKS

COLLEGE: ALABAMA

YEARS WITH RAVENS: 2

YEARS IN NFL: 25 (9 as a player)

YEARS IN COACHING: 19

HS: WOODLAWN (BIRMINGHAM, AL)

BORN: 12/14/56, BIRMINGHAM, AL

Tony Nathan entered his 2nd year as the Ravens' running backs coach in 2007. Nathan, who was *honored as a Senior Bowl Hall of Famer in 2006*, is a former NFL RB at Miami. In 2007, the Ravens traded 3 draft picks (3rd, 7th in 2007; 3rd in 2008) to Buffalo in exchange for the Bills' leading rusher in 2006, RB Willis McGahee (259-990-6TDs).

OVERVIEW: An experienced NFL and collegiate coach, Nathan spent 3 years developing Florida International's running game as its RBs coach...At Tampa Bay, Nathan was a RBs coach (1996-2001)...He tutored *Pro Bowlers RB Warrick Dunn and FB Mike Alstott* to pace the Bucs' rushing attack...Spent 8 years as a Dolphins' coach, after retiring from his 9-year playing career in Miami...Nathan played alongside Ravens GM Ozzie Newsome for the Crimson Tide on the 1978 National Championship team.

2006: (with Baltimore) Former Raven Jamal Lewis (signed with Cle. in the offseason) became the Ravens' all-time combined yardage leader (week 2 vs. Oak.)...Also surpassed the 7,000-yard rushing barrier for his career (week 6 vs. Car.)...Notched 3 TDs and 91 rushing yards – the 2nd 3-score game of his career – during week 11's win over Atl.... Versus the Browns in week 15, Lewis registered the 30th 100-yard game of his career...Added 77 yards at Pit. (12/24), including his 9th TD of the season, passing the 1,000-yard mark for the 5th time in his career...RB Mike Anderson eclipsed the 4,000-yard career rushing milestone in the regular season finale versus Buf., when he gained 32 yards on 2 carries (long of 30)...Anderson entered 2007 with 4,005 yards in his career.

2003-2005: (with Florida International University) 2005: Coached a FIU rushing offense that gained over 1,500 gross rushing yards. **2004:** Under Nathan's guidance, FIU's Rashod Smith became the 1st RB in Golden Panthers history to rush for over 1,000 yards when he totaled 1,133 rushing yards on 230 carries and scored 12 TDs...**2003:** Hired by Don Strock as FIU's RBs coach.

1996-2001: (with Tampa) Coached NFL Pro Bowlers RB Warrick Dunn and FB Mike Alstott as Tampa's RBs coach. **2000:** The Alstott-Dunn tandem combined for nearly 1,600 rushing yards en route to 2 Pro Bowl selections. **1999:** Alstott totaled a career-high 949 rushing yards. **1998:** Tampa's rushing offense finished *4th in the NFL* (2,148 yards-134.3 ypg). **1997:** Alstott and Dunn were voted to the Pro Bowl...Dunn led the Bucs in both rushing and receiving yards in his rookie year. **1996:** Nathan joined the coaching staff.

1988-95: (with Miami) 1994-95: Rookie free agent RB Bernie Parmalee led Miami in rushing yards for 2-straight years (868 in '94; 878 in '95)...RB Terry Kirby led Miami in '95 with 66 receptions. **1993:** Coached Pro Bowl FB Keith Byars and Kirby (a rookie) who combined for an NFL backfield-best 136 receptions...Kirby led all Dolphins with 75 catches...Elevated to offensive backs coach prior to the season. **1988-92:** After retiring from a 9-year NFL career, Nathan was hired by Don Shula as a coaches' assistant.

NFL PLAYER: 1979-87: (WITH MIAMI) Played 9 seasons as a RB...Ranked high on a number of all-time team lists: 5th in rushing yardage (3,543), 6th in rushing attempts (732) and 5th in receptions (383). **1984:** Played in Super Bowl XIX vs. 49ers (5 rushes for 18 yards). **1982:** In one of the NFL's amazing plays, during a 41-38 OT playoff loss to SD, Nathan ran 25 yards for a TD, following a lateral from WR Duriel Harris on the famous "hook and lateral" (a.k.a., hook and ladder) play...He suited up in Super Bowl XVII vs. Was., (7 rushes for 26 yards). **1981:** Was named the Dolphins' MVP after leading the team with a *career-high 782 rushing yards...His 5.3 ypc average was tops in the NFL*. **1979:** Drafted in the 3rd round (61st overall) by Miami.

COLLEGE: Won NCAA National Championship at Alabama in 1978 with its star RB alongside Ravens GM Ozzie Newsome, who played WR...Nathan rushed for 1,997 yards on 310 carries and 29 TDs in his Crimson Tide career...His 127 yards rushing vs. Penn State in the Sugar Bowl helped clinch the title for Alabama.

PERSONAL: A 4-sport star (football, basketball, baseball and track) at Woodlawn (Birmingham, AL) HS...Tony and his wife, Johnnie, have 3 daughters: Nichole, Natalie and Nadia.

NFL PLAYER EXPERIENCE: 1979-87 (Miami Dolphins)

COACHING BACKGROUND: 1988-95 (Miami Dolphins); 1996-2001 (Tampa Bay Buccaneers); 2003-2005 (FIU); 2006-07 (Baltimore Ravens)



MIKE PETTINE

OUTSIDE LINEBACKERS

COLLEGE: VIRGINIA

YEARS WITH RAVENS: 6

YEARS IN NFL: 6

YEARS IN COACHING: 20

HS: CENTRAL BUCKS W (DOYLESTOWN, PA)

BORN: 9/25/66, DOYLESTOWN, PA

Mike Pettine (pronounced PET-tin) entered his 3rd season as the outside linebackers' coach and his 6th year as a Raven in 2007. Baltimore finished 1st in the NFL in overall defense, posted a franchise-high 13-3 record in 2006, and secured a 1st-round bye in the playoffs. Besides coaching OLBs, Pettine is also a computer specialist, who has produced innovative coaching programs that utilize football video to develop playbooks for offense and defense and to analyze game video of opponents.

Overview: Named OLBs coach in 2005...Pettine works directly with defensive coordinator Rex Ryan who says: *"Mike is my right-hand man. Our backgrounds are very similar. My father is a legendary NFL coach and his father is a legendary football coach, who recently retired as the winningest HS football coach in Pennsylvania history. I know Mike will make a name for himself in this league. He's one of the best communicators I know, and he relates well with the players. He's smart, and he's dedicated."*...Named defensive assistant in 2004...Spent 2 years working with the D-Line after a year as a coaching assistant/quality control specialist.

2002-2006: (with Baltimore) 2006: Four Raven LBs made the Pro Bowl, Ray Lewis, Bart Scott, Adalius Thomas, Terrell Suggs – both Thomas and Suggs were selected through voting process... Thomas posted 11 sacks, Suggs 9.5, which nearly made the Ravens the 1st team in NFL history (since the league recognized sacks as an official stat in 1982) to boast 4 players with at least 10 sacks apiece during a season...(DT Trevor Pryce recorded 13 sacks and LB Bart Scott tied Suggs with 9.5)...Ravens recorded 60 sacks (2nd) to Chargers 61...Defense has allowed 1,833 points (16.4 ppg) over the past 6 seasons, the best mark in the NFL and more than 100 points fewer than the next best defense (Tampa Bay-1,940 points). **2005:** Pettine's OLBs set new marks...*Thomas and Suggs, made an impact at the hard-hitting position, combining for 11 of the team's final 18 sacks (last 5 games) and accounting for 6 sacks in the final 3 games...* Despite being double- and sometimes triple-teamed, Suggs set a career-high 86 tackles, finished 2nd on the team with 8 sacks and tied a career high with 6 FFs...Thomas set a new career high with 9 sacks and set a franchise record with 3 defensive returns for TDs...Adalius was voted team Most Valuable Player by the Baltimore media...LB Peter Boulware remained the Ravens' sack king, reaching 70 for his career and hitting the 500-tackle milestone...LB Roderick Green played in 16 games, subbing on defense (posting 2 sacks), but finishing 2nd in special teams tackles (17). **2004:** Promoted to defensive assistant and helped coach the defensive line with Ravens veteran D-Line coach Rex Ryan. **2003:** Assisted and coached the D-Line with Ryan...Using computer technology, Pettine assisted in developing playbooks, producing scouting reports, and analyzing game video of opponents as a quality control specialist. **2002:** Worked as an assistant in football video operations...Also assisted the Ravens' coaching staff.

1997-2001: (with North Penn HS) 1999: Pettine's squad was featured on ESPN's original documentary *The Season*...Show aired in 2000...His Knights won 45 games in 5 seasons, including the 1st of 2 playoff appearances in school history. **1997:** Named head football coach at North Penn HS.

1995-96: (with William Tennent HS) 1996: Team established a school record with 9 wins. **1995:** Named head coach.


1993-94: (with U. of Pittsburgh) Served as a defensive graduate assistant under head coach Johnny Majors for the Panthers.

1988-92: (with Central Bucks West HS) Was an assistant coach for his father, Mike Pettine Sr., who recently retired as the winningest coach in the history of HS football in the state of PA...Mike Sr. had a 326-42-4 record in 33 seasons.

COLLEGE: Graduate of the University of Virginia with a degree in economics...Played at UVA under head coach George Welsh (1984-1987) and was a 2-year letterman at free safety (1986-87)...Led the team in picks in 1986 with a school-record 3 INTs in 1 game (vs. North Carolina State).

PERSONAL: Attended Central Bucks West (Doylestown, PA) HS...Lettered in football and basketball...Was All-State at quarterback and defensive back...Mike and his wife, Marlene, live in Westminster, MD with their 3 children: Megan (13), Ryan (10) and Katie (6).

COACHING BACKGROUND: 1988-92 (Central Bucks West HS); 1993-94 (U. of Pittsburgh); 1995-96 (William Tennent HS-head coach); 1997-2001 (North Penn HS-head coach); 2002-07 (Baltimore Ravens)



PAUL RICCI ASSISTANT STRENGTH AND CONDITIONING

COLLEGE: TEMPLE
YEARS WITH RAVENS: 6
YEARS IN NFL: 7
YEARS IN COACHING: 11
HS: WASHINGTON TWP (SEWELL, NJ)
BORN: 11/15/69, ELMER, NJ

Paul Ricci (pronounced RICH-ee), entered his 6th year as assistant strength and conditioning coach for the Ravens. *Ricci redesigned and improved the Ravens' core-training regimen to include more exercises that functionally train athletes, transferring more elements practiced in the weight room to the field.* Paul works closely with strength coach Jeff Friday at the Ravens' state-of-the-art facility and helps players achieve their individualized workout goals – goals which he helps to set and update.

OVERVIEW: The Ravens' highly-attended offseason strength and conditioning program for players, which Ricci helps coordinate, begins in March and continues through June each year...Programmed workouts individualized for each player continued throughout the season...Worked part-time with the Ravens from 1999 to 2001...Ricci has held part-time positions with the San Diego Padres (spring training, 1997), Philadelphia Eagles (1995-96), and Seattle Seahawks (1993).

2002-06: (with Baltimore) 2006: A 13-3 season, a playoff berth and the AFC North Division championship were dividends earned by a mostly healthy, well-conditioned Ravens team...Of the 9 players on injured reserve, G Edwin Mulitalo (elbow) was the lone starter and the other was special teams standout, DB/RS B.J. Sams (ankle). **2005:** Designed one of the NFL's premier grip and forearm strength-training regimens, which helps improve strength and flexibility of lower arms...Ravens utilize regimens to develop grip and forearm exercises for flexible functionality for football. **2004:** Helped introduce new elements to the conditioning program with the addition of spin-cycling, yoga and kick-boxing. **2003:** Instituted a cutting-edge, core-training regimen to help supplement the Ravens' successful strength and conditioning program. **2002:** Named assistant strength and conditioning coach.

1997-2001: (part-time Baltimore)

1999-2001: Worked part-time with the Ravens. **1997-2001:** Ricci owned and operated a successful personal training business in Southern New Jersey for several years.

1996: (with Arizona) One-year stint as the assistant strength and conditioning coach.

1995-96: (part-time Philadelphia) Held a part-time position in the strength and conditioning program.

1993: (part-time Seattle) Strength and conditioning assistant.


COLLEGE: A 1993 graduate of Temple...Earned a B.S. in exercise science and leadership...Attended Penn State (1988-89), and specialized in a study course of exercise and sports science...In 1989, he suffered a shoulder injury, which cut short his stint as an O-lineman for the Nittany Lions...Completed his master's degree in education with an emphasis in athletic administration and leadership from Goucher College.

PERSONAL: Earned All-South Jersey honors as a senior captain at Washington Township (Sewell, NJ) HS...Won the Group 4 championship in 1988...Partnered with Gymsource to help equip and design its main gym and aerobic center for the Baltimore City PD to help police officers relieve the stress and daily rigors of their jobs...Received his certification as a strength and conditioning specialist (CSCS) from the National Strength and Conditioning Association in 1997...Ricci is also a member of the American College of Sports Medicine and the Collegiate Strength & Conditioning Coaches Association...Paul and wife, Elizabeth, make their home in Reisterstown, MD.

BACKGROUND: 1996 (Arizona Cardinals); 2002-07 (Baltimore Ravens)



Paul Ricci, the assistant strength and conditioning coach to Jeff Friday, works on stretching LB Bart Scott's leg muscles at the Superdome in New Orleans. Baltimore won, 35-22, over the Saints (10/29/06).



GREG ROMAN

ASSISTANT OFFENSIVE LINE

COLLEGE: JOHN CARROLL

YEARS WITH RAVENS: 2

YEARS IN NFL: 13

YEARS IN COACHING: 13

HS: HOLY SPIRIT (ABSECON, NJ)

BORN: 8/19/72, ATLANTIC CITY, NJ

Greg Roman entered his 2nd year on the Ravens' coaching staff as the assistant offensive line coach in 2007, following 4 years with the Houston Texans coaching quarterbacks and tight ends. *Roman tutored former Texans No. 1 draft pick QB David Carr* (now with Carolina) from 2004-05. *LT Jonathan Ogden was voted to his 10th-straight Pro Bowl in 2006.*

OVERVIEW: Joined the Ravens in 2006...Has 13 years of NFL coaching experience in a variety of areas on both offense (QBs, O-Line, RBs and TEs) and defense (DBs and LBs)...Guided Carr to a career year in 2004, when David threw for 3,531 yards and an 83.1 QB rating...The youthful QB and 1st-round draft pick (2002) also tallied career highs in completions (285) and attempts (466)...Roman also tutored Texans TE Billy Miller in his 1st 2 years in Houston (2002-03)...Miller led the team with 91 receptions over those 2 seasons...Roman launched his NFL career with the Carolina Panthers during the expansion team's 1st NFL season in 1995...Carolina set the record for most wins by an NFL expansion team in 1996...Roman assisted then-defensive coordinator Vic Fangio (named the Ravens' special assistant to the head coach/defense in 2007)...Panthers defense set the NFL record for fewest 2nd-half points surrendered...The young team captured the NFC West crown and advanced to the NFC championship game in only their 2nd season.

2006: (with Baltimore) 2006: Pro Bowl T Jonathan Ogden made his 10th-straight trip to Hawaii...The Ravens finished the season at 13-3, earned the AFC North Division title, a playoff berth and a 1st-round bye...Baltimore improved to 17th in the NFL in total offense and 2nd in sacks allowed (17)...*Baltimore's resurgent "O" stamped its name in team record books*...Some records of note: fewest sacks allowed (17), completion percentage (62.6%, team), completion percentage (63.0%, McNair), passes without an INT (162, McNair), 3rd-down conversions (96), 4th-down percentage (72.7), fewest turnovers (23) and longest TD receptions (87t, Mark Clayton at KC).

2002-05: (with Houston) 2004-05: Spent 2 seasons as the Texans' QBs coach, guiding former 2002 No. 1 overall draft pick, David Carr, who had his best year under Roman in '04...Carr passed for 3,531 yards, which was good for 5th in the AFC, and earned an 83.1 QB rating. **2002-03:** Tutored Texans TE Billy Miller, who led the team with 91 receptions over both seasons...The Atlantic City, NJ, native worked with Ravens WRs coach Jedd Fisch - co-NJ native - at Houston during.

1995-2001: (with Carolina) 2001: In his final season in Carolina, Roman was the assistant O-Line coach...The Panthers' O-line allowed 50 percent fewer sacks than the year before. **1999-2000:** As the team's offensive assistant, he worked with both the run-and-pass game strategy and implementation...Panthers finished 2nd in the NFL (1999) in passing offense (260.1 ypg) and 5th in yards per rush (4.3). **1997-98:** Expansion team recorded an 11-21 season in its next 2 years...Moved to the offensive side of the ball as Carolina's offensive quality control coach. **1996:** Carolina set the record for most wins by an NFL expansion team...Roman assisted then-defensive coordinator Vic Fangio...Defense set the NFL record for fewest 2nd-half points surrendered...Panthers captured the NFC West crown and advanced to the NFC championship game in their 2nd season. **1995:** Launched NFL career with Carolina in their inaugural season...Named strength and conditioning assistant/defensive quality control...Also worked with the DBs and LBs on the defensive side.

COLLEGE: At John Carroll, Roman was a standout defensive player...While a junior at JCU, Greg founded Project H.O.P.E. (Helping Others through Physical Education), which aids the developmentally disabled in John Carroll's backyard of northeast Ohio.

PERSONAL: Roman was an All-South Jersey guard at Holy Spirit (Absecon, NJ) HS...Greg and his wife, Dana, have 2 sons, Connor and Gregory.

COACHING BACKGROUND: 1995-2001 (Carolina Panthers); 2002-2005 (Houston Texans); 2006-07 (Baltimore Ravens)

32:49 is...

the time of possession the Ravens' offense averaged each game in 2006, the highest time of possession in the NFL. In the 4th quarter alone, Baltimore held the ball longer than its opponents in all but 3 games. The Ravens were 13-1 when their "O" won the time of possession battle in the 4th quarter.



DENNIS THURMAN SECONDARY

COLLEGE: SOUTHERN CALIFORNIA

YEARS WITH RAVENS: 6

YEARS IN NFL: 24 (9 as a player)

YEARS IN COACHING: 15

HS: SANTA MONICA (CA)

BORN: 4/13/56, LOS ANGELES, CA

Dennis Thurman entered his 6th year with the *AFC North Division champion Ravens* and 4th season as secondary coach in 2007. Helped Baltimore to a 13-3 record to secure home-field advantage, a 1st-round bye and the playoffs for Baltimore in 2006. As a former Dallas Cowboy defensive back for 8 years, Thurman snagged 36 interceptions in his pro career and played in Super Bowl XIII in Miami. *In 176 regular season games (since 1996), Baltimore has posted an NFL-best 218 picks, 27 of which have been returned for TDs (27 also ties Patriots for the most in the NFL just over the past decade).* In 2006, Baltimore totaled an NFL-high 28 INTs.

OVERVIEW: Thurman tutored the secondary to a 13-3 season, leading to a postseason 1st round-bye and the AFC Division playoff game...Promoted to secondary coach in 2004...*Thurman helped the Ravens to their 1st AFC North Division title in 2003 and a 2nd title in 2006...* Was a defensive assistant (2002) to then-secondary coach Donnie Henderson...Served as a coaching intern with Baltimore during its 2002 training camp and was hired that same year by Brian Billick as a defensive assistant to Henderson...Launched coaching career with the then-Phoenix Cardinals and served at his alma mater, USC, as DBs coach.

2002-06: (with Baltimore) 2006: After posting a 13-3 season, Baltimore was 1st in total defense, 2nd against the run and 6th against the pass...Ravens finished 1st in the NFL in INTs, totaling a franchise-best 28 picks to surpass the 25 they tallied in 2002...*Both S Ed Reed and CB Chris McAlister earned their 3rd Pro Bowl honors...* Baltimore also had 5 of the 28 INTs returned for TDs (tops in the NFL), tying their 2004 team record...CB Chris McAlister posted a team-high 6 picks and an NFL-best 25 PD...Five INTs by Baltimore's rookie S Dawan Landry (1 for a TD), marked the most in the NFL for a rookie DB in 2006...Landry tied a Ravens' rookie record for picks in a single season (5) with Reed (2002), McAlister (1999) and CB Duane Starks (1998)...Baltimore dominated the turnover battle, earning a +17 ratio...Produced the NFL's 2nd most takeaways with 40 (Chi. was tops with 44)...Led the NFL 1st in turnover ratio for the 2nd time in team history (+23 posted during 2000 is a team best)...Baltimore was best in the NFL on 3rd down, limiting opponents to just a 28.8% success rate (60 of 208 attempts)...Ravens produced 22 sacks on 3rd down (the 2nd most in the NFL) and 8 INTs, tying for the 4th most. **2005:** Against the pass, Baltimore ranked 4th in the AFC and 8th in the NFL...Missing from the lineup for a total of 11 games were starting safeties Ed Reed (ankle), who in his 58 career games, has posted franchise records of 22 INTs and 680 INT return yards and Will Demps (knee)...CB Chris McAlister led the team with 20 PD, missing 2 games (hamstring and shoulder)...CBs Samari Rolle finished 2nd on the team with 14 PD, while Deion Sanders tied for the team lead with 2 INTs...S Chad Williams recorded career highs with 47 tackles and 2.5 sacks. **2004:** The hot-handed Ravens' defense scored 7 TDs (5 INTs and 2 FRs), and produced the most INT yards (700) in the NFL...The secondary posted 6 INTs for TDs...*Ranked 1st in the AFC and 2nd in the NFL in opposing QB rating (68.0), and 1st in the NFL in the number of 3-and-outs (59 - NFL average was 43)...* Two Raven DBs earned starting Pro Bowl nods: SS Ed Reed and CB Chris McAlister...Reed was voted *AP's Defensive Player of the Year, setting an NFL record with INT return yardage (358 yards) with a team record and NFL-leading 9 INTs...* McAlister scored 2 TDs...Deion Sanders (reserve CB behind Gary Baxter, now with Cleveland) posted 3 INTs, 2 of which came against Buffalo, when he returned 1 for a 48-yard TD...Sanders was named *AFC Defensive Player of the Week...* Demps (now with the NYGs) totaled 86 tackles, notched 2.5 sacks, 1 INT, 2 FFs and 2 FRs and 8 PD...S Chad Williams posted 3 INTs, including 1 return for 94 yards and 1 TD. **2003:** Assisted secondary coach Donnie Henderson...*Thurman helped the Ravens to their 1st AFC North Division title in 2003...* Ravens defense was among the NFL's finest, finishing 3rd overall (4th vs. rush and 6th vs. pass)...S Ed Reed, 1 of 8 Ravens to make the Pro Bowl, tied a Ravens' record with 7 INTs (T-Rod Woodson in 1999)...CB Chris McAlister made *1st Pro Bowl and earned All-Pro honors*, recording 52 tackles, 16 PD and 3 INTs...Other standouts: CB Gary Baxter, 106 tackles, 3 INTs, and Demps posted 59 tackles, 11 PD and 2 INTs. **2002:** Hired as an assistant secondary coach to Donnie Henderson...Spent training camp as a coaching intern with the Ravens.

1993-2000: (with Southern California) Spent 8 years as the DB coach at his alma mater...Tutored many current NFL players, including the Falcons' CBs Chris Cash (formerly with Detroit), the



DENNIS THURMAN

Raiders' Kris Richard (formerly with the Seahawks and 49ers), the Browns' Daylon McCutcheon, the Bucs' Brian Kelly and the Steelers' S Troy Polamalu.

1992: (with World League) Defensive coordinator for Ohio Glory Football Club.

1988-89: (with Phoenix) Coached DBs for the Cardinals.

NFL PLAYER: (with Dallas, St. Louis) 1986: CB and safety for the St. Louis Cardinals. **1978-85:** Cornerback and safety for the Dallas Cowboys...Originally selected in the 11th round of the 1978 NFL Draft by the Cowboys...*Thurman had 36 career INTs and played in Super Bowl XIII in 1979*...Pittsburgh won, 35-31, at the Orange Bowl in Miami.

COLLEGE: A 2-time All-American safety (1976-77) and 4-year letterman (1974-77) at USC... Thurman played for John McKay and later for John Robinson...Was a member of the 1974 USC National Championship team and played on Trojan teams that won 4 bowl games...In his Trojan career, he had 13 INTs, returning 2 for TDs, and led the Pac-10 in INTs with 8 in 1976...Also had 169 career tackles, 11 PD and 4 FRs.

PERSONAL: Dennis has 2 daughters who live in Dallas...Chelsea, a pre-law student at the University of Texas, and Jade, a freshman at UT in Austin... Thurman lives in Owings Mills, MD.

NFL PLAYER EXPERIENCE: 1978-85 (Dallas Cowboys); 1986 (St. Louis Cardinals)

COACHING BACKGROUND: 1988-89 (Phoenix Cardinals); 1990-1991 (out of football); 1992 (Ohio Glory-World League); 1993-2000 (Southern California); 2001 (out of football); 2002-07 (Baltimore Ravens)

TURNOVER TABLE: RAVENS +/-

Five INTs were snagged by Baltimore's rookie S Dawan Landry, including 1 for a touchdown, which marked the most INTs in the NFL for a rookie DB in 2006... Landry also tied a Ravens' rookie record for picks in a single season (5) with S Ed Reed (2002), CBs Chris McAlister (1999) and CB Duane Starks (1998)...At New Orleans (10/29), Landry ran 12 yards for a TD after picking off a Saints' pass...Baltimore won the 2006 contest, 35-22.



Dating back to 2000, the Ravens boast one of the NFL's better plus/minus ratings. Last season, they totaled a +17 mark, forcing 28 INTs and 12 fumbles, all while turning the ball over 23 times. Here is what Baltimore has done with plus/minus each season since 2000:

YEAR	TAKEAWAYS /TURNOVERS	PLUS/MINUS
2006	40/ 23	+17
2005	26/ 36	-10
2004	34 /23	+11
2003	41/ 38	+3
2002	31/ 32	-1
2001	28 /36	-8
2000	49/ 26	+23
Total	249/ 214	+35

Note: In 2006, Baltimore ranked 1st in the NFL in plus-minus ratio with a +17 mark (40 takeaways and 23 giveaways).

ALL-TIME RAVENS COACHES

• Mark Asanovich	Assistant Strength and Conditioning	(2002)
• Maxie Baughan	Linebackers	(1996-98)
• Brian Billick	Head Coach	(1999-2007)
• Clarence Brooks	Defensive Line	(2006-07)
• Jacob Burney	Defensive Line	(1996-98)
• Mark Carrier	Secondary	(2006-07)
• Matt Cavanaugh	Offensive Coordinator	(1999-2004)
• Jim Colletto	Offensive Line	(1999-2004)
• Jack Del Rio	Linebackers	(1999-2001)
• Lester Erb	Quality Control/Offense	(1997-98)
• Vic Fangio	Special Asst. to the Head Coach/Defense	(2006-07)
• Jim Fassel	Offensive Coordinator	(2004-06)
• John Fassel	Special Teams Assistant	(2005-07)
• Chris Foerster	Offensive Line/Assistant Head Coach	(2005-07)
• Kirk Ferentz	Assistant Head Coach/Offense	(1996-98)
• Jedd Fisch	Assistant Quarterbacks Coach	(2004-07)
• Jeff FitzGerald	Linebackers	(2004-07)
• Jeff Friday	Strength and Conditioning	(1999-2007)
• Wade Harman	Tight Ends/Assistant Offensive Line	(1999-2007)
• Frank Gansz, Jr.	Special Teams Coordinator	(2006-07)
• Donnie Henderson	Secondary	(1999-2003)
• Pat Hill	Tight Ends	(1996)
• Milt Jackson	Wide Receivers	(1999-2000)
• Mike Johnson	Wide Receivers	(2006-07)
• Al Lavan	Running Backs	(1996-98)
• Marvin Lewis	Defensive Coordinator	(1996-2001)
• Johnnie Lynn	Secondary	(2004-05)
• Eric Mangini	Quality Control/Offense	(1996)
• Richard Mann	Wide Receivers	(1997-98)
• Ted Marchibroda	Head Coach	(1996-98)
• Chip Morton	Assistant Strength and Conditioning	(1999-2001)
• Tony Nathan	Running Backs	(2006-07)
• Rick Neuheisel	Offensive Coordinator/Quarterbacks	(2005-07)
• Mike Nolan	Defensive Coordinator	(2001-04)
• Scott O'Brien	Special Teams	(1996-98)
• Mike Pettine	Outside Linebackers	(2002-07)
• Russ Purnell	Special Teams	(1999-2001)
• Alvin Reynolds	Defensive Backs	(1996-98)
• Paul Ricci	Assistant Strength and Conditioning	(2002-07)
• Greg Roman	Assistant Offensive Line	(2006-07)
• Rex Ryan	Defensive Coordinator	(1999-2007)
• Jim Schwartz	Quality Control/Defense	(1996-98)
• John Settle	Quality Control/Special Teams	(1996-97)
• Steve Shafer	Assistant Head Coach/Secondary	(1999-2001)
• David Shaw	Wide Receivers	(2002-05)
• Mike Sheppard	Wide Receivers	(1996)
• Mike Singletary	Inside Linebackers	(2003-04)
• Darrin Simmons	Quality Control/Special Teams	(1998)
• Jerry Simmons	Strength and Conditioning	(1996-98)
• Matt Simon	Running Backs	(1999-2005)
• Mike Smith	Linebackers	(1999-2002)
• Don Strock	Quarterbacks	(1996-98)
• Bennie Thompson	Assistant Special Teams	(2000-05)
• Dennis Thurman	Secondary	(2002-07)
• Ken Whisenhunt	Tight Ends	(1997-98)
• Phil Zacharias	Defensive Assistant	(2002-04)
• Gary Zauner	Special Teams Coordinator	(2002-05)

- Current coaching team is in purple - Also listed are the coaches' current positions with the Ravens
- Names in red are current head coaches in the NFL, who are former Ravens assistant coaches





PAT MORIARTY

V.P. OF FOOTBALL ADMINISTRATION

YEARS WITH RAVENS: 12

YEARS IN NFL: 15

YEARS WITH FRANCHISE: 15 (1 as a player)

COLLEGE: GEORGIA TECH

HS: BENEDICTINE (CLEVELAND, OH)

BORN: 5/19/55, CLEVELAND, OH

Pat Moriarty, the team's vice president of football administration, has been a key part of the franchise since 1994. A longtime member of the Ravens' personnel staff, Moriarty was one of the NFL's original capologists. He is responsible for the management and strategic planning of the Ravens' salary cap. *Moriarty's NFL career began as a rookie free agent running back for the Cleveland Browns in 1979.*

OVERVIEW: The Cleveland native negotiates all of the Ravens' player contracts, oversees salary cap administration, roster management, and the day-to-day operations of the player personnel department...Moriarty is the team's top contract negotiator and main liaison with the NFL Management Council and Players Association...Over the course of 14 years, Moriarty has negotiated player contracts totaling over \$750 million...Negotiated contracts and coordinated the signing of 14 Ravens 1st-round draft choices, as well as numerous free agents...He also analyzes draft-day trades during the 2-day NFL selection process each spring...Pat works closely with GM Ozzie Newsome in many areas, including helping to coordinate the budgets of the scouting, coaching, equipment, football video, training, and strength and conditioning departments.

1996-2007: (with Baltimore) 2007: Ravens traded for RB Willis McGahee in March, and Pat subsequently negotiated a new contract for him...Re-signed LB/DE Jarret Johnson and renegotiated starting NT Kelly Gregg's contract. **2006:** Acquired Pro Bowl QB Steve McNair, renegotiated Pro Bowl S Ed Reed's contract, signed a significant free agent in Pro Bowl DE Trevor Pryce, and re-signed LB Bart Scott, who earned his 1st Pro Bowl in '06. **2005:** Signed key additions WR Derrick Mason and CB Samari Rolle, both of whom had an immediate impact. **1997-2004:** Has re-negotiated the contracts of several other key players, including Pro Bowlers TE Todd Heap, LB Ray Lewis and T Jonathan Ogden, allowing the team to remain competitive each year while staying within the confines of the salary cap. **1996:** When the franchise moved to Baltimore, Moriarty was named the organization's chief financial officer.

1994-95: (with Cleveland) Joined the Browns' front office in 1994 as the director of business operations.

1982-1993: Was involved in commercial banking in the Cleveland area. **1988-93:** Worked for Key Bank in Cleveland in the corporate lending division.

1980-81: Spent NFL training camps with the Cleveland Browns and Miami Dolphins.

NFL PLAYER: 1979: Signed as a rookie free agent RB with Cleveland...Scored 2 TDs and also played special teams in his lone NFL season.

COLLEGE: Moriarty earned a bachelor's degree in industrial management from Georgia Tech, where he was a 3-year starter at RB...He later earned his master's degree (1993) in business administration from John Carroll University.

PERSONAL: A Cleveland native, Moriarty earned All-State honors in both football and track at Benedictine (Cleveland, OH) HS and was inducted into the school's athletic hall of fame in the spring of 2002...Pat's brother, Tom, played 5 years in the NFL as a DB, 4 with Atlanta and 1 with Pittsburgh...Moriarty, who is on the NFL Management Council's Working Club Executive Committee for the 4th-straight year, is working towards his law degree at the University of Baltimore School of Law...He has been a guest speaker at numerous engagements, including Loyola College, University of Maryland Law School, University of Maryland Business School and the University of Baltimore School of Law, where he was a guest lecturer on sports and entertainment law...Pat has also participated in the Ravens' Purple (football informational sessions for women) program, presenting a discussion on the NFL's salary cap...Moriarty is on the board of the American Red Cross of Central Maryland...He and his wife, Lynn, are the parents of 3 children: Kevin (19), Laura (16) and Katherine (13)...The family lives in Hunt Valley, MD.

NFL PLAYER EXPERIENCE: 1979 (Cleveland Browns)

PERSONNEL BACKGROUND: 1994-95 (Cleveland Browns); 1996-2007 (Baltimore Ravens)

"Pat is an 'impact player' in our organization. He is thorough and sound, plus creative in the structure of contracts. He has a working knowledge of every team's salary cap structure and knows the ins and outs of working with the league office. His management of our cap helped us win the Super Bowl in 2000."

— GM Ozzie Newsome



O.J. BRIGRANCE

DIRECTOR OF PLAYER DEVELOPMENT

YEARS WITH RAVENS: 5
YEARS IN NFL: 11 (7 as a player)
COLLEGE: RICE
HS: WILLOWRIDGE (TX)
BORN: 9/29/69, HOUSTON, TX

O.J. Brigrance, a former Ravens and Baltimore Stallions (CFL) linebacker, is in his 4th year as the Ravens' director of player development. Brigrance has 2 championship rings: a Super Bowl ring with the Ravens in 2000 and a CFL Grey Cup ring with the Baltimore Stallions (1995). *The NFL player development office named Brigrance's program the Best Overall Player Development Program for 2-straight years (2005-06) and the Most Outstanding Internship Program in 2005.* Brigrance played 7 years for 3 NFL teams (Miami, Baltimore & St. Louis) before moving into the Ravens' front office in 2004.

2004-07: (with Baltimore) Oversees all Ravens player development programs and works closely with Ravens players, assisting with each phase of their careers...Has made significant contributions to the Ravens' player development program, including organizing a number of internships in high school football programs, financial institutions and real estate groups for many of the players...The life skills programs O.J. has provided to the players each year, including an extensive set for rookies, have been highly effective...Brigrance's wife, Chanda, facilitates Lady Ravens, coordinating involvement for the players' and coaches' spouses and significant others...Each year, the group is active with the Ravens' Family Food Drive. **2005:** Lady Ravens participated in the team's Hurricane Katrina relief collection...Chanda has also organized seminars for the group on benefits, financial education and empowerment.

2001-02: (with St. Louis) Brigrance spent his final 2 years as an NFL player with the Rams' organization.

2000: (with Baltimore) Significant special teams contributor on the Ravens' Super Bowl championship squad...Was 2nd on team with 25 special teams tackles and led Ravens with 10 stops in the postseason.

1996-99: (with Miami) Entered the NFL with the Miami Dolphins as a free agent...Was voted team captain twice in 4 seasons...His Dolphins teammates also selected him as the Ed Block Courage Award recipient in 1999...Brigrance was involved in a number of different community organizations, including Habitat for Humanity, Cystic Fibrosis Foundation and the Daily Food Bank. **1999:** Honored with the *NFLPA's Unsung Hero Award*.

1994-95: (with Baltimore Stallions) Helped the CFL team earn a Grey Cup Championship in 1995.

1991-93: (with British Columbia Lions) Brigrance's football career began in the CFL with the British Columbia Lions...Spent 3 seasons with the Lions (1991-93) and was named an All-Conference LB.

COLLEGE: Graduated from Rice University with a degree in managerial studies in 1992...Four-year letterman and 3-year starter at LB.

PERSONAL: Brigrance, who serves on the board of directors for Aunt Hattie's Place, a home for young men, *received the NFL's Winston/Shell Award in 2005*...The award is given annually to the player development director who demonstrates commitment and dedication in developing unique and innovative ideas and solutions to advance the mission of player development...He and Chanda reside in Baltimore.

NFL/PRO PLAYER EXPERIENCE: 1991-93 (British Columbia Lions); 1994-95 (Baltimore Stallions); 1996-99 (Miami Dolphins); 2000 (Baltimore Ravens); 2001-02 (St. Louis Rams)

CAREER BACKGROUND: 2004-07 (Baltimore Ravens)

RAVENS EXECUTIVES SERVING ON CHARITY BOARDS

RAVENS STAFF

Kenny Abrams
 Brian Billick
 Steve Bisciotti
 O.J. Brigrance
 Ed Burchell
 Mark Burdett
 Kevin Byrne
 Dick Cass

TITLE

Director of Community Relations
 Head Coach
 Owner
 Director of Player Development
 Sr. Director, Reg. Partnerships & Sales
 Sr. Dir., Corp. Partnerships & Media Sales
 Sr. V.P. of Public & Community Relations
 President

ORGANIZATION

Sandtown Habitat for Humanity
 Living Classrooms Foundation
 Catholic Charities; Mother Seton Academy
 Aunt Hattie's Place
 Catholic Charities; Loyola Blakefield; Stella Maris
 Maryland MIS Society
 Goodwill Industries of the Chesapeake
 Greater Baltimore Committee; Kennedy Krieger Inst.;
 Maryland Science Center; Baltimore Comm. Found.
 Paul's Place Outreach Center
 Boys & Girls Club; Cystic Fibrosis; Orphaned Starfish
 St. Vincent's Center
 Carmine, Frank, Mangini Foundation
 Baltimore Classic Fund; Vehicles for Change
 Camden Yards Sports & Entertainment Commission
 American Red Cross of Central Maryland
 Special Olympics Maryland Honorary Board

Dana Cline
 Eric DeCosta
 Bob Eller
 George Kokinis
 Dennis Mannion

Manager, Corp. Sales & Media Traffic
 Director of College Scouting
 Sr. Director of Operations
 Director of Pro Personnel
 Sr. V.P., Business Ventures

Pat Moriarty
 Rex Ryan

V.P. of Football Administration
 Defensive Coordinator





ERIC DeCOSTA

DIRECTOR OF COLLEGE SCOUTING

YEARS WITH RAVENS: 12

YEARS IN NFL: 12

COLLEGE: COLBY

HS: TAUNTON (MA)

BORN: 4/10/71, TAUNTON, MA

Eric DeCosta, in his 5th year overseeing college personnel, *was honored in 2005 by The Sporting News as one of the top young stars in sports.* DeCosta, 36, who has been with the Ravens' organization since the team's 1st year in Baltimore (1996), manages the Ravens' draft preparation and coordinates the evaluation and ranking process of hundreds of NFL draft-eligible prospects.

1996-2007: (with Baltimore) 2007: Led the Ravens during the NFL Draft, selecting G Ben Grubbs (Auburn) as the team's 1st-round pick (29th overall)...Along with GM Ozzie Newsome, DeCosta and his staff followed with WR/RS Yamon Figurs (Kansas State) and G/T Marshal Yanda (Iowa) both in the 3rd...In the 4th round, the Ravens selected LB Antwan Barnes (Florida International) and Alabama FB Le'Ron McClain...Baltimore rounded out the draft with 2006 Heisman Trophy winner QB Troy Smith (5th round, Ohio State) and LB Prescott Burgess (6th, Michigan). **2006:** Drafted rookie standouts DT Haloti Ngata (10th overall) and S Dawan Landry (5th round). **2005:** Selected WR Mark Clayton (22nd overall), who had a record-breaking rookie year, and G Jason Brown (4th round). **2003:** Was named director of college scouting...Drafted **2003 Defensive Rookie of the Year LB Terrell Suggs**...Eric's scouting group has also brought in key players such as OLB Jarret Johnson, and up-and-comers T Adam Terry, G/C Jason Brown, G/C Chris Chester and WR Demetrius Williams since he became director. **1998-2002:** Was the Ravens' Midwest area scout and evaluated a number of players who eventually became Ravens draft picks...Spent time researching and analyzing draft-day trades and helped evaluate free agent prospects for the pro personnel department...Worked with both the college and pro scouting staffs on the draft and free agency. **1998:** Was promoted to area scout, after spending time in the fall of '97 scouting the Midwest.



Eric DeCosta (right) addresses the media regarding 2007 Ravens 1st-round draft choice G Ben Grubbs (left) at a draft weekend press conference (4/29/07).

"There is an unbelievable trust that I have in Eric. Once he stepped into Phil's (Savage) role, he just took off. One of the amazing things that I saw was his ability to analyze a situation and then come to a conclusion really quickly. He is a quick study, and in the draft, you have to be that way."

– GM Ozzie Newsome

1995: (with Washington) Earliest NFL experience came with a training camp internship in the Redskins' player personnel department.

1993-95: (with Trinity College) 1994-95: In a graduate fellowship, Eric coached D-Line and LBs while earning his master's degree in English. **1993:** Was an intern coach for Trinity's WRs.

COLLEGE: Earned degrees in English and the classics from Colby, receiving dean's list honors (1990-92)...Was a 3-year football letterman and captain at the LB position at Colby...As a senior,

he was selected as the Millett Award recipient for outstanding athletic contributions over his 4 years.

PERSONAL: Attended Taunton (MA) HS, where he played FB and LB, earned 3 varsity letters, and as a senior, was voted team captain...Is active with a number of charity organizations, including the Cystic Fibrosis Foundation, the Orphaned Starfish Foundation (dedicated to working with orphanages and homes for battered children in the developing world), and the Boys and Girls Club...Has assisted with numerous fundraisers and other charitable events for each organization...Eric is also on the board of directors for the Maribeth Merrigan Foundation, which raises money for cancer research and cancer patient support...An avid runner, Eric, his wife, Lacie, their daughter, Jane Elizabeth (4), and their newborn son, Michael Litz, reside in Baltimore.

COACHING BACKGROUND: 1994-95 (Trinity College)

PERSONNEL BACKGROUND: 1995 (Washington Redskins); 1996-2007 (Baltimore Ravens)



GEORGE KOKINIS

DIRECTOR OF PRO PERSONNEL

YEARS WITH RAVENS: 12
YEARS IN NFL: 17
YEARS WITH FRANCHISE: 17
COLLEGE: HOBART
HS: WETHERSFIELD (CT)
BORN: 2/27/67, WETHERSFIELD, CT

George Kokinis, in his 5th year as director of pro personnel and his 17th season as a member of the franchise, works closely with GM Ozzie Newsome in analyzing NFL rosters and coordinating and evaluating each year's free agency market. Along with personnel recommendations, Kokinis assists vice president of football administration Pat Moriarty in negotiating contracts for some of the Ravens' draft picks.

1996-2007: (with Baltimore) 2007: Ravens acquired Pro Bowl alternate RB Willis McGahee from the Bills in exchange for future draft choices...Team retained OLB Jarret Johnson, who re-signed with the team during the spring. **2006:** Negotiated the contracts of draft picks S Dawan Landry (5th round) and DE Ryan LaCasse (7th round)...Ravens acquired QB Steve McNair in exchange for an '07 draft pick,



George Kokinis has been an integral part of the Ravens' personnel department after moving with the team to Baltimore in 1996.

re-signed OLB Bart Scott and also signed a number of significant free agent contributors: DE Trevor Pryce, who led the team with 13 sacks, RB Mike Anderson, DT Justin Bannan, CB Corey Ivy and OLB Gary Stills. **2005:** Negotiated the contracts of draft picks FB Justin Green and LB Mike Smith...Ravens signed 3 current starters: WR Derrick Mason, CB Samari Rolle and G Keydrick Vincent. **2003:** Became the team's director of pro personnel, overseeing all aspects of the pro personnel department. **2000-02:** Promoted to the Ravens' assistant director of pro personnel in 2000...Conducted the advance scouting of Ravens opponents and provided reports to the coaches. **1996-99:** Kokinis was the Ravens' Northeast area scout for 4 years, and also conducted "the box" workouts of college prospects before moving over to pro personnel...Moved to Baltimore with the Modell franchise.

1991-95: (with Cleveland) Began his NFL scouting career with the Browns in 1991 after serving an internship in the team's operations department.

COLLEGE: Graduated from Hobart College with a B.A. in psychology and earned his master's degree in sports management at the University of Richmond (1991), while working as a graduate assistant coach for the Spiders' baseball team...He played both football and baseball during his collegiate career, earning ECAC Baseball Player of the Year honors in 1989 as a pitcher for the Statesmen, and was selected to represent the conference in a New York vs. New Jersey All-Star Game played at Yankee Stadium.

PERSONAL: A 2-sport athlete at Wethersfield (CT) HS, George received the John Warren Potter Memorial Award, which recognizes competitiveness, school and team spirit and outstanding character...He currently serves on the board of directors of the Carmine, Frank, Mangini Foundation, which provides grants and scholarships to underprivileged youth...George and his wife, Elizabeth, have a daughter, Marissa (8), and twins Peter and Ella (3)...The family resides in Owings Mills, MD.

PERSONNEL BACKGROUND: 1991-95 (Cleveland Browns); 1996-2007 (Baltimore Ravens)

STACKING UP THE SACKS

Led by free agent acquisition, DE Trevor Pryce (13 sacks), the Ravens had the 2nd-most sacks in the NFL (60) in 2006, smashing their previous record of 49 in 1999. Though they fell just 1 sack short of matching San Diego's 61, Baltimore dropped opposing QBs for 418 yards, a mark that ranked 1st in the league and was the most in an NFL single season since 1990 when the Chiefs produced 421 yards.

TEAM	SACKS	YARDS
1. San Diego	61	351
2. Baltimore	60	418*
3. Miami	47	268
4. Green Bay	46	337
5. New England	44	281

**Ranked as most in NFL in '06 and most in an NFL season since 1990*





VINCENT NEWSOME

ASSISTANT DIRECTOR OF PRO PERSONNEL

YEARS WITH RAVENS: 12
YEARS IN NFL: 25 (10 as a player)
YEARS WITH FRANCHISE: 17
COLLEGE: WASHINGTON
HS: VACAVILLE (CA)
BORN: 1/22/61, BRAINTREE, ENGLAND

Vincent Newsome, in his 5th year as the Ravens' assistant director of pro personnel, works closely with George Kokinis in evaluating NFL free agent talent. *Played safety for 10 years in the NFL with St. Louis and Cleveland, earning All-Pro honors in 1985.*

1996-2007: (with Baltimore) 2003-07: Has been the team's assistant director of pro personnel for the last 5 years...Assists Kokinis with advance scouting of upcoming Ravens opponents, as well as evaluating talent in NFL Europe and the CFL...Newsome conducts free agent workouts during the regular season and assists director of college scouting Eric DeCosta by evaluating college talent leading up to NFL Draft weekend. **2000-02:** Was the Ravens' western college supervisor, covering players from California to Wisconsin. **1996-99:** Became the Ravens' West area scout upon the team's move to Baltimore...Over the years, key acquisitions from Newsome's area have had success and are recognized league-wide...They include Pro Bowlers T Jonathan Ogden, CB Chris McAlister, TE Todd Heap and **2003 Defensive Rookie of the Year LB Terrell Suggs**, along with former Ravens RB Priest Holmes.

1993-95: (with Cleveland) Spent 3 years as a special assignment scout evaluating skill positions nationally...Joined the Cleveland Browns' personnel department after retiring from the NFL as a player in the spring of '93.

NFL Player: Was a standout safety for the Los Angeles Rams and Cleveland Browns in his 10-year NFL career...His career totals include 763 tackles (526 solo), 4 sacks and 62 PD...Grabbed 17 INTs in his career and had 7 FFs and 9 FRs.

1991-92: (with Cleveland) Played with Cleveland for 2 years prior to his retirement...Totaled 233 tackles for the Browns, leading the defense in '91 with 127 stops.

1983-90: (with St. Louis) Led the team in tackles each of his last 2 seasons and 3 times in his last 5 years. **1989:** Was honored by his teammates with the Ed Block Courage Award. **1986:** Was a *Pro Bowl alternate* behind Hall of Famer Ronnie Lott. **1985:** Named both the *Rams' Special Teams Player of the Year* and a *Sports Illustrated All-Pro as a safety*. **1983:** Was originally a 4th-round selection by the Rams.

COLLEGE: Earned honorable mention All-America honors as a DB his senior year for the Washington Huskies...Led the secondary with 69 tackles and recorded 4 INTs...Was president of Alpha Phi Alpha fraternity at Washington and majored in psychology.

PERSONAL: Born in Braintree, England, Vincent attended Vacaville (CA) HS, where he was a 3-sport athlete (football, basketball and track)...Vincent and his wife, Tasha, have 3 daughters, Candace, Emerald and Victoria.

NFL/PRO PLAYER EXPERIENCE: 1983-1990 (Los Angeles Rams); 1991-1992 (Cleveland Browns)

PERSONNEL BACKGROUND: 1993-95 (Cleveland Browns); 1996-2007 (Baltimore Ravens)



LARGEST COMEBACK VICTORIES

DATE	OPPONENT	POINTS DOWN/		QUARTER	FINAL
		SCORE	SCORE		SCORE
11/12/06	at Tennessee	19 / 26-7		2nd	W, 27-26
11/23/03	vs. Seattle	17 / 41-24		4th	W, 44-41 OT
9/10/00	vs. Jacksonville	16 / 23-7		2nd	W, 39-36
11/14/04	at New York Jets	14 / 14-0		2nd	W, 20-17 OT
11/21/99	at Cincinnati	14 / 14-0		1st	W, 34-31
11/29/98	vs. Indianapolis	14 / 24-10		2nd	W, 38-31
10/27/96	vs. St. Louis	14 / 20-6		3rd	W, 37-31 OT



CHAD ALEXANDER

AREA SCOUT • MIDWEST

YEARS WITH RAVENS: 9

YEARS IN NFL: 9

COLLEGE: WAKE FOREST

HS: COPPELL (TX)

BORN: 2/17/75, MEMPHIS, TN


Chad Alexander has covered the Midwest for the Ravens for the past 2 years. Alexander scouts schools from the Big Ten, Conference USA and some schools in the MAC and Big 12 conferences. Along with personnel assistant Roy Anderson, Chad annually represents the Ravens at the NFL Draft at Radio City Music Hall in New York City.

1999-2007: (with Baltimore) 2007: Three players from Chad's area were selected by the Ravens in the NFL Draft: G/T Marshall Yanda (3rd round) from Iowa, the 2006 Heisman Trophy winner and Ohio State QB Troy Smith (5th round) and Michigan's LB Prescott Burgess (6th round)...Chad is also responsible for giving reports on the w/outside position, viewing tape and ranking all the receivers considered "draftable" by the Ravens. **2003-2005:** Spent 2 years as the team's West area scout...During that time, the Ravens picked a number of players from Chad's area, including **2003 Defensive Rookie of the Year Terrell Suggs** and starting WR Mark Clayton. **1999-2002:** Worked with the pro personnel staff to scout free agents and assisted with advance scouting reports of Ravens opponents...Also monitored NFL practice squads, ranking players for potential signings...Scouted colleges in the fall, visiting a number of campuses across the country for cross-checking duties. **1999:** Joined the Ravens as a pro personnel assistant.

COLLEGE: Played fullback at Wake Forest 4 years...Earned a degree in communications.

PERSONAL: Worked for a year at an elementary school for children with behavioral disorders in Minneapolis, MN...Was an All-District football selection at Coppell (TX) HS...Also ran track for the Coppell Cowboys...Son of Hubbard Alexander, a former NFL WRs coach who won 2 championships while coaching receivers at the University of Miami (1983, 1987) and 3 while coaching the Dallas Cowboys' receivers (1992, 1993 & 1995).

PERSONNEL BACKGROUND: 1999-2007 (Baltimore Ravens)



JOE DOUGLAS

AREA SCOUT - NORTHEAST

YEARS WITH RAVENS: 8

YEARS IN NFL: 8

COLLEGE: RICHMOND

HS: LEE-DAVIS (MECHANICSVILLE, VA)

BORN: 7/20/76, RICHMOND, VA

In his 5th year as the team's Northeast area scout, Joe Douglas is responsible for scouting the Big East, ACC, Atlantic 10, Ivy League, MEAC, SEC and Southern conferences. Douglas helps organize and coordinate the post-draft free agent signing process, along with Jeremiah Washburn.

2000-2007: (with Baltimore) 2003-07: Scouted the Northeast for the Ravens...Baltimore selected T Adam Terry from Syracuse in the '05 Draft...Is assigned the O-line position and reports on all of the offensive linemen considered "draftable" by the Ravens. **2000-02:** Joined the Ravens as a football personnel assistant and worked mainly with the college scouting staff in a number of roles, including coordinating college workouts and draft visits, plus spring and fall scouting...Douglas was also in charge of the team's college video library and assisted pro personnel director George Kokinis in the advance special teams evaluations of Ravens opponents and unrestricted free agents.

COLLEGE: A communications major and sports administration minor at the University of Richmond, Joe was a 4-year starter at tackle, earning All-Atlantic 10 honors his senior year...Spent the 1999 season as a volunteer assistant coach for the Richmond football team...Some of his former Richmond teammates include LB Shawn Barber (Texans) and LB Paris Lenon (Lions).

PERSONAL: Douglas, who was a 2-time All-State football player at Lee-Davis (Mechanicsville, VA) HS, appeared in the football movie, *The Replacements*, which was shot at M&T Bank Stadium in 1999...Joe, his wife, Shannon, and their 1-year-old daughter Addison, reside in Baltimore.

PERSONNEL BACKGROUND: 2000-2007 (Baltimore Ravens)



JOE HORTIZ NATIONAL SCOUT

YEARS WITH RAVENS: 10

YEARS IN NFL: 10

COLLEGE: AUBURN

HS: SALESIANUM (WILMINGTON, DE)

BORN: 11/8/75, PHILADELPHIA, PA

Joe Hortiz entered his 2nd year as a national scout for the Ravens in 2007. He works with director of college scouting Eric DeCosta and fellow national scout Lionel Vital to cover schools across the country. In the 2007 draft, the Ravens' 1st-round selection, G Ben Grubbs, was not only scouted by Hortiz, but both are Auburn alumni. Hortiz, who is assigned to scout the defensive back position, views tape and ranks all the DBs considered "draftable" by the Ravens.

1998-2007: (With Baltimore) 2007: Team's 1st-round draft pick G Ben Grubbs (29th overall, Auburn) was selected from Joe's focus area and attended his alma mater. **2006:** Promoted to national scout. **2003-05:** Was Ravens Southeast area scout and covered schools in the SEC, ACC and Conference-USA. **2001-2002:** Scouted the Northeast. **1998-2000:** Worked both with the pro and college scouting staffs as a football personnel assistant...Responsibilities included assisting GM Ozzie Newsome and v.p. of football administration Pat Moriarty, who manages the salary cap, and performing "the box" workout at schools across the country for 3 spring seasons.

COLLEGE: While earning his B.S. in accounting from Auburn, Joe was an undergraduate assistant coach for Terry Bowden and the Tigers' football team from 1995-97...He worked with both the QBs and WRs and also coached the scout team LBs and secondary...He compiled weekly scouting reports and breakdowns of upcoming opponent defenses...Also coordinated Auburn's summer football camps.

PERSONAL: Son of Joe and Marlene Hortiz, Joe attended Salesianum (Wilmington, DE) HS...He and his wife, Jennifer, welcomed their 1st child, Joey, in January 2007...The family resides in Owings Mills, MD.

COACHING BACKGROUND: 1995-97 (Auburn)

PERSONNEL BACKGROUND: 1998-2007 (Baltimore Ravens)

1ST-ROUND DRAFT SUCCESS

Ozzie Newsome and his staff have an impressive track record of drafting success. Since 1996, the Ravens have taken part in 12 drafts and have selected a total of 14 players in the 1st round. Of those, 10 1st-round picks are currently on the roster (Peter Boulware, retired; Jamal Lewis, Cleveland; Duane Starks, Oakland; and Travis Taylor, Oakland). Ravens 1st-round draft picks have performed at a superior level and earned numerous accolades, including 33 Pro Bowls.

CURRENT RAVENS 1ST-ROUNDERS

YEAR	POS.	PLAYER	PRO BOWLS
1996	T	Jonathan Ogden	10
1996	LB	Ray Lewis	8
1999	CB	Chris McAlister	3
2001	TE	Todd Heap	2
2002	S	Ed Reed	3
2003	LB	Terrell Suggs	2
2003	QB	Kyle Boller	--
2005	WR	Mark Clayton	--
2006	DT	Haloti Ngata	--
2007	G	Ben Grubbs	--



G Ben Grubbs (at right) was the Ravens' 1st-rounder in 2007.



LIONEL VITAL NATIONAL SCOUT

YEARS WITH RAVENS: 4
YEARS IN NFL: 18 (4 as a player)
COLLEGE: NICHOLLS STATE
HS: LOREAUVILLE (LA)
BORN: 7/15/63, NEW IBERIA, LA

Lionel Vital, in his 3rd year as the Ravens' national scout, covers schools across the country. Vital was honored last spring with the inaugural *Fritz Pollard Alliance Scouting Award which is given to the top African American scout each in the AFC and NFC*. Nominated by 5 AFC teams, Vital received the award in February 2007. Vital re-joined the Ravens in 2005 after spending 5 years with the New England Patriots as their assistant director of college scouting. Vital's 1st stint in Baltimore was the team's inaugural year (1996).

2005-07: (with Baltimore) Rejoined the Ravens as a national scout and covers the entire country along with fellow national scout Joe Hortiz...Ravens standout draft pick S Dawan Landry (5th round, Georgia Tech), who tied a Ravens' rookie record and led all NFL rookies with 5 INTs in 2006, was scouted by Vital...Vital is responsible each year for giving a report on all D-linemen considered "draftable" by the Ravens.

2000-04: (with New England) 2001-04: Was the team's assistant director of college scouting... Worked closely with Patriots vice president of player personnel Scott Pioli and scouting director Thomas Dimitroff. **2000:** Joined the Patriots as their national college scout.

1997-99: (With New York Jets) Reunited with head coach Bill Belichick and spent 3 seasons as a talent scout, covering the Southeast region.

1996: (With Baltimore) Moved with the team to Baltimore and spent the Ravens' inaugural season as a college scout.

1991-1995: (With Cleveland) Entered the NFL scouting ranks after being hired by head coach Bill Belichick as a talent scout...Spent 5 years with the club before it moved to Baltimore.

1990-1991: (With Montreal Machine) Was the director of player personnel for the Montreal Machine in the World League of American Football (1990-91).

NFL PLAYER: Vital was drafted by the Washington Redskins as a RB in the 7th round of the 1985 NFL draft...Missed his rookie season (injury) and was waived in 1986...In 1987, he re-signed with Washington and appeared in 3 games, rushing for 346 yards and 2 TDs on just 80 carries (4.3 avg.)...Signed with Buffalo after being released by the Redskins later in the '87 season...Following the season, he signed a contract with the Chicago White Sox as an outfielder, but soon returned to the NFL to pursue his football career...Enjoyed a short stint with the Detroit Lions (1988) before completing his playing career with the Saskatchewan Rough Riders of the CFL from 1989-90.

COLLEGE: Majored in criminal justice at Nicholls State, where he established a then-single-season school rushing record (776 yards in 1983).

PERSONAL: Was an All-District football player at Loreauville (LA) HS...Also earned All-State honors as an outfielder in baseball...Resides in Loreauville, LA.

NFL/PRO PLAYER EXPERIENCE: 1985, 1987 (Washington Redskins); 1987 (Buffalo Bills); 1988 (Detroit Lions); 1989-90 (CFL's Saskatchewan Rough Riders)

PERSONNEL BACKGROUND: 1990-91 (Montreal Machine); 1991-95 (Cleveland Browns); 1996 (Baltimore Ravens); 1997-99 (NY Jets); 2000-04 (New England Patriots); 2005-07 (Baltimore Ravens)

DID YOU KNOW?

In their history, the Ravens have drafted more players from the University of Oklahoma (6) than any other school. Alabama (4) and Miami (4) follow closely behind. In 2007, Baltimore selected 4 players from colleges it had not yet tapped: Florida International (LB Antwan Barnes, 4th round), Iowa (G/T Marshal Yanda, 3rd), Michigan (LB Prescott Burgess, 6th) and Ohio State (QB Troy Smith, 5th).



OKLAHOMA (6)

1. DT Martin Chase, 1998
2. T Sammy Williams, 1998
3. TE Trent Smith, 2003
4. WR Mark Clayton, 2005
5. LB/DE Dan Cody, 2005
6. C/G Chris Chester, 2006



ALABAMA (4)

1. S Ralph Staten, 1997
2. TE Terry Jones, 2002
3. OLB Jarret Johnson, 2003
4. FB Le'Ron McClain, 2007



MIAMI (4)

1. LB Ray Lewis, 1996
2. CB Duane Starks, 1998
3. OL Richard Mercier, 2000
4. S Ed Reed, 2002

Current Players are Italicized.





ANDY WEIDL

AREA SCOUT • WEST

YEARS WITH RAVENS: 3

YEARS IN NFL: 10

COLLEGE: VILLANOVA

HS: MT. LEBANON (PITTSBURGH, PA)

BORN: 5/24/74, LITTLE ROCK, AR

Andy Weidl covers schools in the West for the Ravens. Andy evaluates players from the Pac-10, Mountain West and Sunbelt conferences. Over the past 3 years since he joined the team, Weidl has also been assigned the wideout position, viewing tape on and ranking all the receivers considered “draftable” by the Ravens.

2005-07: (with Baltimore) Joined the Ravens as team’s West area scout...Baltimore selected ‘06 draft picks DT Haloti Ngata (1st round, Oregon) and WR Demetrius Williams (4th, Oregon) from Andy’s area.

2000-2004: (with New Orleans) **2003-04:** Was Saints Northeast area scout, covering mainly Big East and ACC schools. **2000-02:** Joined New Orleans as its National Combine Scout.

1998-99: (with Pittsburgh) Spent 2 years as a player personnel assistant for the Steelers...Assisted in evaluating both college and professional players.

COLLEGE: Was a 4-year starter as an O-lineman at Villanova, while earning his degree in communications (1996) and while taking graduate courses...Received master’s in human organizational science (1997)...Awarded Thomas J. Burke Award for “most consistent performance and dedication” at Villanova.

PERSONAL: Worked as a sports reporter covering high school athletics for CN8 in Philadelphia (1997) before entering the NFL scouting ranks...Also served as a CN8 analyst for HS football games...The Pittsburgh native attended Mt. Lebanon (Pittsburgh, PA) HS and currently resides in Phoenix, AZ.

PERSONNEL BACKGROUND: 1998-99 (Pittsburgh Steelers); 2000-04 (New Orleans Saints); 2005-07 (Baltimore Ravens)



JEREMIAH WASHBURN

AREA SCOUT • SOUTHWEST

YEARS WITH RAVENS: 5

YEARS IN NFL: 5

COLLEGE: ARKANSAS

HS: SHELBY (NC)

BORN: 6/17/77, BOONE, NC

Jeremiah Washburn is in his 3rd year as the Ravens’ area scout for the Southwest. Washburn covers schools from the Big 12, SEC, WAC and Conference USA. Washburn works with Ravens Northeast area scout Joe Douglas to organize and coordinate the post-draft free agent signing process. Assigned the linebacker position, he views tape and ranks all the LBs considered “draftable” by the Ravens. His father is Tennessee Titans D-Line coach Jim Washburn.

2003-07: (with Baltimore) **2005-07:** Baltimore selected WR/RS Yamon Figurs (3rd, Kansas State) in the ‘07 draft, G/C Chris Chester (2nd, Oklahoma) and P Sam Koch (6th, Nebraska) in the ‘06 draft, and WR Mark Clayton (1st, Oklahoma) and OLB Dan Cody (2nd, Oklahoma) in ‘05, all of whom were from Washburn’s scouting area. **2003-04:** Spent 2 seasons with the team as a player personnel assistant...Assisted in pro scouting (some advance scouting of upcoming opponents, unrestricted free agents, NFL Europa and other free agents), and assisting college scouting director Eric DeCosta in preparation for the NFL Draft by doing cross-checks for schools on the East Coast.

2002: (with Carolina) Started his NFL career with the Panthers as a football operations assistant.

COLLEGE: Was a 3-year guard on the Arkansas offensive line...The international economics major was a 2-year graduate assistant for the Razorbacks’ athletic department while earning his MBA.

PERSONAL: Jeremiah’s father, Jim, has been the defensive line coach for the Tennessee Titans since 1999...Washburn attended Shelby (NC) HS...Jeremiah and his wife, Susan, live with their daughter, Ally (5), and their son, Andrew (3), in Frisco, TX.

PERSONNEL BACKGROUND: 2002 (Carolina Panthers); 2003-07 (Baltimore Ravens)



KEVIN BYRNE

SR. V.P. OF PUBLIC & COMMUNITY RELATIONS

YEARS WITH RAVENS: 12

YEARS IN NFL: 29

YEARS WITH FRANCHISE: 27

COLLEGE: MARQUETTE

HS: ST. EDWARD (LAKEWOOD, OH)

BORN: 8/20/49, CLEVELAND, OH

Kevin Byrne has been an integral part of the franchise for the past 27 years. The Cleveland native oversees the Ravens' public and community relations departments, plus the content for the club's various communications vehicles, including the team website and many print publications. *The NFL has invited Byrne to provide media relations assistance at 22 Super Bowls and 2 Pro Bowls.* At the Super Bowl, Byrne annually oversees one of the participant's quote teams and helps coordinate media activities.

OVERVIEW: For 12 years (1985-96), he was the chairman of the NFL's Pro Football Writers' Liaison Committee...The NFL has selected him to make a number of media relations and crisis management presentations at league meetings, including a seminar with NFL coaches in 2004 and 2006; and to NFL front office managers in 2003 and 2005 at the Stanford Graduate School of Business...Byrne's duties have included contract negotiations, directing the team's marketing department and serving on committees to interview and select head-coaching candidates.

1996-2007: (with Baltimore) 2007: Invited by *The Baltimore Sun* to be the keynote speaker at the annual *Sun* High School Athletes of the Year banquet in June. **2006:** Gave a speech on media relations to the NFL's coaches at an annual seminar during league meetings...Byrne was also invited by the NFL in 2004. **2005:** Gave a presentation for the 2nd time (2003) to NFL front office managers at the league's annual conference at the Stanford Graduate School of Business. **2004:** Was promoted to senior v.p. of public & community relations. **2001:** Along with the Ravens' senior director of publications, Francine Lubera, Byrne co-wrote *Super Journey: Diary of the Ravens World Championship Season* following the Super Bowl XXXV victory (34-7) over the NY Giants (1/28/01). **1998:** Served on a committee to interview and select head-coaching candidates.

1981-1995: (with Cleveland) Byrne coordinated the start of the team's television productions in Cleveland when the Browns were the 1st NFL team to produce their own preseason games and weekly TV shows (1984)...When it left Cleveland, the team was producing 5 weekly TV shows, including *Browns Insider*, which was nominated for a local "Emmy" for "best sports programming" 3 of 5 years (1990-94)...Was involved in the interviewing of 2 head coaches.

1979-81: (with Trans World Airline) Was director of public affairs for TWA.

1977-1978: (with St. Louis Cardinals) Joined the NFL as the then-youngest PR director in the league for the St. Louis Cardinals.

1974-77: (with Marquette) Was the sports information director for his alma mater...Worked with the legendary Al McGuire and the Warriors' 1977 NCAA basketball national championship team.

1971-74: (with U. of Missouri-St. Louis) Byrne's 1st job was as a sports information director.

COLLEGE: Byrne earned a degree in journalism from Marquette University (1971), where he was selected to Alpha Sigma Nu, the National Jesuit Honor Society, and was a 4-year member of Marquette's wrestling team.

PERSONAL: Attended St. Edward (Lakewood, OH) HS, where he is a board member and former chairman of the school's Board of Trustees...Received the St. Edward Alumnus of the Year Award in 2000...Byrne is chairman of the board of Goodwill Industries of the Chesapeake...Has chaired the annual Gridiron Halloween party, which has raised over \$700,000 for Goodwill...Kevin and his wife, Sally, have 4 children, all of whom are college graduates: daughter, Shannon (Kenyon College and master's from Loyola College; also currently working on a doctorate in psychology from Fairleigh Dickinson), and sons, Sean (Boston College and master's from USC), Tim (Maryland Institute College of Art) and Conor (Boston College)...The Byrnes reside in Monkton, MD.

CAREER BACKGROUND: 1971-74 (University of Missouri-St. Louis); 1974-77 (Marquette University); 1977-78 (St. Louis Cardinals); 1979-81 (Trans World Airline); 1981-95 (Cleveland Browns); 1996-2007 (Baltimore Ravens)

"Kevin has been one of the strongest leaders in the NFL-PR group for many years. He has been a significant contributor to NFL club and league media operations, being recognized as the best in the business. He is a true professional on every level."

– Greg Aiello, NFL's V.P. of Public Relations





DENNIS MANNION

SR. V.P., BUSINESS VENTURES

YEARS WITH RAVENS: 8

YEARS IN NFL: 8

COLLEGE: MASSACHUSETTS

HS: MT. LEBANON (PITTSBURGH, PA)

BORN: 8/1/59, TARRYTOWN, NY

Dennis Mannion, senior vice president of business ventures, is responsible for the team's business ventures, overseeing all revenue, image, and brand-generating properties. Dennis has been *involved with 2 MLB World Series, a MLB All-Star Game, NHL Conference Championships, and a Super Bowl.*

OVERVIEW: A 26-year veteran of professional team sports, he leads all Ravens broadcasting, new media, corporate sales, marketing, stadium events, retail sales, concession sales, ticket sales and stadium operations...Among only a handful of professional sports executives with experience in all 4 major sports leagues...Began his career with MLB's Philadelphia Phillies.

1999-2007 (with Baltimore) Responsible for the development and growth of the Ravens' team revenue and brand...Has led and coordinated the development of over 30 Ravens sub-brands, 12 season-long Ravens television and radio shows, and annual events such as Spring Football Festival, Ravens Kickoff Week, State of the Ravens, and the Ravens All Community Team gala...Led successful bids to host the 2000 and 2007 Army-Navy Game, the 2002, 2006 and 2008 Navy-Notre Dame game, 2005 Maryland-Navy football and the 2003, 2004 and 2007 NCAA Lacrosse Championships at M&T Bank Stadium. **2007:** Pioneered Ravens efforts to converge Ravens programming (RAVE-TV, Ravens Radio, Baltimoreravens.com, Ravens Mobile-In-Zone, Ravens Podcast and Video on Demand). **2004:** Was promoted to senior v.p. of business ventures. **2003:** Represented the Ravens for the sale of the team's stadium naming rights to M&T Bank. **1999:** Originally joined the Ravens as vice president/business development and marketing in December.

1997-99: (with Ascent Sports) Served as senior v.p. at Ascent Sports, owner of the NHL's Colorado Avalanche, NBA's Denver Nuggets and the Pepsi Center, where both teams play...Dennis handled all business operations of both clubs...Transitioned the teams' operations to the newly-built Pepsi Center and signed the agreement for the 2000 NHL All-Star Game.

1982-97: (with Philadelphia Phillies) Was the team's v.p. of marketing in his final 8 seasons with the club...Mannion was noted for enhancing the fan experience at Veterans Stadium during his tenure. **1996:** Was named as a "40 Under 40" award winner by the *Philadelphia Business Journal*...Was instrumental in both the acquisition and the staging of the 1996 MLB All-Star Game in Philadelphia. **1986:** Phillies received MLB Marketing Excellence awards for the 2nd time (1984).

COLLEGE: Graduated magna cum laude from UMass in 1981 with a B.S. in business and sports management...Received the "Distinguished Alumnus Award" from his alma mater in 1998.

PERSONAL: Mannion attended Mt. Lebanon (Pittsburgh, PA) HS...He currently serves on the NFL Business Ventures Committee, the board of Vehicles for Change, the Baltimore Classic Fund, the steering committee for Camden Yards Sports and Entertainment Commission and is the founder of the Ravens All Community Team...The Tarrytown, NY, native and his wife, Pam, are parents of 5 children: Ryan (25), Kate (24), Allie (22), Kellen (21) and Tatum (11)...The Mannions reside in Reisterstown, MD.

CAREER BACKGROUND: 1982-97 (Philadelphia Phillies); 1997-99 (Ascent Sports); 1999-2007 (Baltimore Ravens)

THE RAVENS BRAND

"We have passionately developed a bold set of Ravens Brands that deliver both lifestyle opportunities and special access for our fans."

— Dennis Mannion, Sr. V.P., Business Ventures





BILL TESSENDORF
V.P. OF MEDICAL SERVICES •
HEAD CERTIFIED ATHLETIC TRAINER

YEARS WITH RAVENS: 12
YEARS IN NFL/WITH FRANCHISE: 35
COLLEGE: NORTHERN ILLINOIS
HS: LUTHER HS NORTH (CHICAGO, IL)
BORN: 11/26/49, CHICAGO, IL

Bill Tessoroff, named the Ravens' vice president of medical services in 2005, is in his 35th season with the franchise. He is the *2nd-longest tenured trainer in the NFL* (John Omohundro has been with the Arizona Cardinals for 39 years). In 1998, Tessoroff received the *National Athletic Trainers Association's (NATA) Most Distinguished Athletic Trainer Award*.

1996-2007: (with Baltimore) Bill and his assistants, Mark Smith (who has been with the club since 1979), Kevin Domboski and Kyle Schimmoeller, have earned the reputation as one of the top training staffs in the league. **2000:** Bill was inducted into the Northern Illinois Athletic Hall of Fame. **1999:**

Welcomed into the Ohio Athletic Trainers' Hall of Fame in Athens, OH. **1998:** Tessoroff also received the *National Athletic Trainers Association's (NATA) Most Distinguished Athletic Trainer Award*.

1973-1995: (with Cleveland) 1989: Bill's crew was honored as the "NFL's Athletic Training Staff of the Year" by the Professional Football Athletic Trainers Society...The group was recognized at the annual Ed Block Courage Awards banquet held in Baltimore...

"I've known Bill since 1978, and he is one of the foundations of our franchise. We think he's the best and players have complete trust in him."

- GM Ozzie Newsome

The Ohio Athletic Trainers' Association also recognized Bill by bestowing upon him the *Clinical/Professional Trainer of the Year Award in May of 1989*. **1973:** Joined the Browns as an assistant trainer while working towards his master's degree in exercise physiology, which he received from Kent State University in 1976.

1972: (with Kent State) Was a graduate assistant in the fall...Took a job as an elementary school teacher in the DeKalb (IL) public school system for the 1972-73 school year.

COLLEGE: Graduated from Northern Illinois University, with a B.S. in education (1971).

PERSONAL: In the summer of 1972, Tessoroff worked with former veteran Browns trainer Leo Murphy...Served as treasurer of the Professional Football Athletic Trainers Society for 10 years...He is also past president of the Great Lakes Athletic Trainers Association (1990-94)...As he did with the Cleveland Browns' facility in 1990-91, Bill coordinated the construction and design of the new Ravens' training complex, which opened in Oct. 2004...Bill and his wife, Nan Jean, have a daughter, Amy, who recently graduated from the University of Maryland after double-majoring in marketing and communications...The family resides in Carroll County, MD.



Bill Tessoroff (right) and longtime assistant trainer Mark Smith (left) helped FB Justin Green off the field in last year's preseason game at Washington.

CAREER BACKGROUND:

1972 (Kent State); 1973-95 (Cleveland Browns); 1996-2007 (Baltimore Ravens)





JEFF GOERING

CHIEF FINANCIAL OFFICER

YEARS WITH RAVENS: 9

YEARS IN NFL: 9

COLLEGE: ROCKHURST UNIVERSITY

HS: McPHERSON (KS)

BORN: 12/29/67, TULSA, OK

Jeff Goering, who joined the club in October 1999, is the Ravens' chief financial officer. He oversees all functions of the finance department, including the organization's financial reporting and budgeting processes, and is also the chief financial liaison with the club's audit/tax advisors and various stadium partners.

1999-2007: (with Baltimore) 2006: Promoted to chief financial officer, handling many of the same duties he held as senior director. **2004:** Goering was named the team's senior director of finance when Steve Bisciotti assumed full ownership of the team in April. **1999-2003:** Spent his 1st 5 years with the Ravens as the team's controller, supervising the finance staff, as well as preparing financial statements, coordinating financial audits and administering the budget process for the club. **1999:** Joined the Ravens in October.

1997-99: (with PricewaterhouseCoopers) Was a senior consultant for PricewaterhouseCoopers in Dallas...Worked with a number of sports facilities, preparing financial feasibility studies, market assessments and economic impact analyses for proposed new or expanded sports facilities. **1998:** Finalized his master's of science in sports management from the University of Massachusetts.

1996-97: (with University of Massachusetts) Was a graduate assistant for the UMass Athletic Department Business Office...Was a consultant in the evaluation and preparation of Boston Red Sox salary arbitration cases.

1991-95: (with Ernst & Young) Was an audit senior at Ernst & Young in Kansas City, MO, and supervised financial statement audits for various clients, including manufacturing, telecommunications and government organizations.

COLLEGE: Graduated with a B.S. in business administration from Rockhurst (Kansas City, MO) University (1991)...Was a varsity basketball player at Rockhurst.

PERSONAL: Goering spent a year in the Philippines as a community development volunteer for the Presbyterian Church, USA, from July 1995 to August 1996...Jeff, who serves as the v.p./treasurer for the Ravens All Community Team Foundation, earned his CPA certificate in 1992...Attended McPherson (KS) HS...He and his wife, Sheryl, live in Clarksville, MD, with their daughters, Olivia (6) and Caroline (4), and son, Daniel (1).

CAREER BACKGROUND: 1991-95 (Ernst & Young); 1996-97 (University of Massachusetts); 1997-99 (PricewaterhouseCoopers); 1999-2007 (Baltimore Ravens)

M&T BANK STADIUM EVENTS

In addition to NFL football, M&T Bank Stadium has hosted concerts such as Metallica, the HFstival, and sporting events that included the 2003, 2004 & 2007 NCAA Lacrosse Championships, plus the 2005 and 2006 ACC Lacrosse Championships and the Army-Navy Game (Dec. of 2000). M&T Bank Stadium is host to the Army-Navy game for the 2nd time in 2007.



M&T Bank Stadium is the sports home of the annual high school traditional games held each November between City and Poly and Calvert Hall and Loyola. Additionally, it has hosted the Navy-Notre Dame game in 2002 and 2006 and the Maryland-Georgia Tech game (1998).



ED CARROLL EQUIPMENT MANAGER

YEARS WITH RAVENS: 12

YEARS IN NFL: 19

YEARS WITH FRANCHISE: 19

JOINED AIR FORCE: 1964

HS: EUCLID (OHIO)

BORN: 12/11/46, CLEVELAND, OHIO

Ed Carroll, the *2003 NFL Equipment Manager of the Year*, is in his 19th year with the franchise, his 18th as the team's equipment manager. Ed has become a virtual radio icon with his almost daily appearances on various morning drive-time talk shows at training camp. His anecdotes and sense of humor are legendary. Nicknamed "Eddo" by the players, Carroll's best career memory is the Super Bowl XXXV victory in 2000 and his ability to share and celebrate the moment with his wife and children.

1996-2007: (with Baltimore) Ed supervises all of the Ravens' football equipment needs from outfitting the players with game uniforms to providing footballs and other practice equipment, as well as supplying the coaches and players with a NFL-required supply of Ravens gear for the sidelines and workouts...Carroll is responsible for the safety of the players by providing each individual athlete with the proper equipment adjusted appropriately for each player on the field. **2003: Was named Equipment Manager of the Year.** **1996:** The Cleveland native moved to Baltimore with the team.

1990-95: (with Cleveland) 1995: Was asked to move with the team to Baltimore. **1990:** Carroll rejoined the Browns as equipment manager.

1984-90: Carroll spent 6 years as a sales representative for Riddell, the official helmet supplier of the NFL...He handled Riddell promotions for NFL teams and colleges from the Pac 10 and other conferences in 13 western states... While at Riddell, Carroll learned the mechanics of the equipment and its proper function.

1983: (with Cleveland) Hired as the Browns' assistant equipment manager.

1971-82: Was originally exposed to sports equipment when he assisted his longtime friend, and former Notre Dame All-America QB Tom Schoen, who bought Olympic Sports, a sporting goods store in Cleveland.



Longtime equipment manager Ed Carroll works on DB Corey Ivy's helmet during the Titans' game last year.

PERSONAL: Each year, one of the highlights of the Ravens' Purple program, developed specifically for the team's female fans, is the football equipment presentation Carroll gives at the annual event...He has also contributed as a fan forum guest speaker at the team's annual Spring Football Festival at M&T Bank Stadium...Among the NFL committees on which Carroll has served are the NFL Mild Traumatic Brain Injuries Committee, where equipment managers determine ways to help lessen concussions, and the NFL Equipment Managers Committee, on which he currently serves...The committee reviews new sports products before they are marketed...Attended Euclid (OH) HS...Carroll spent 4 years in the United States Air Force as an air traffic controller stationed at Wasserkuppe Mountain, Germany...He has 2 sons, Jason and Adam, and 2 grandchildren, Adam and Katelyn...Ed and his wife, Suzanne, live in Westminster, MD.

CAREER BACKGROUND: 1971-82 (Olympic Sports); 1984-90 (Riddell); 1991-95 (Cleveland Browns); 1996-2007 (Baltimore Ravens)





MARK BURDETT
Senior Director,
Corporate Partnerships
& Media Sales



ED BURCHELL
Senior Director,
Regional Partnerships
& Sales



**GABRIELLE
DOW**
Senior Director,
Marketing



**BOB
ELLER**
Senior Director of
Operations



**BILL
JANKOWSKI**
Senior Director of
Information Technology



**BAKER
KOPPELMAN**
Senior Director, Ticket
Sales & Operations



FRANCINE LUBERA
Senior Director of
Publications & Game
Credential Mgmt.



**PAM
LUND**
Executive Assistant
to the Owner



KEVIN ROCHLITZ
Senior Director,
National Partnerships
& Sales



**LARRY
ROSEN**
Senior Director,
Broadcasting



**ROY
SOMMERHOF**
Senior Director,
Stadium Operations



**THERESA
ABATO**
Director, Corporate
Sales & Suites Admin.



**KENNY
ABRAMS**
Director of
Community Relations



**MICHELLE
ANDRES**
Director,
New Media



**JIM
COLLER**
Controller



**DON
DIRADDO**
Director, Broadcasting
Administration



**JON
DUBE**
Director of Football
Video Operations



DON FOLLETT
Director of
Fields & Grounds/
Head Groundskeeper



NICK FUSEE
Director of
Information
Technology



**ELIZABETH
JACKSON**
Director of
Human Resources



**DARREN
SANDERS**
Director of
Security



**CHAD
STEELE**
Director of
Media Relations



MARK BIENVU
Assistant Director of
Football Video
Operations



**MARK
SMITH**
Assistant Certified
Athletic Trainer



**PAIGE
BOYLE**
Senior Account
Executive



MIKE BURKE
Manager, Ticket Sales & Hospitality



DANA CLINE
Manager, Corporate Sales & Media Traffic



JOHN CLINE
Manager, Event & Guest Services



MEGAN COLLINS
Manager, Events & Entertainment



BRAD DOWNS
Manager, Corporate Promotions



BRYAN FILKINS
Assistant Groundskeeper



ANDI GOODWIN
Manager, Advertising & Research



JOSH HARTMAN
Manager, Premium Services & Suites



PATTI HOLTERY
Payroll Manager



VERNON HOLLEY
Security Manager



ERIN HOWLAND
Senior Account Executive



KATE KAISER
Manager, Corporate Sales Administration



BRIAN KASABULA
Manager, Fan Development & Promotions



SEAN KAUFFMAN
Fields & Grounds Supervisor



REBA KOPPELMAN
Senior Accountant



MELANIE LEGRANDE
Community Relations Manager



KEN LISSE
Manager, Design



LAURYN LUKIN
Manager, Broadcasting



JESSICA MARKISON
Exec. Asst./Football Admin. Manager



KEITH MATHEWS
Facilities Maintenance Manager



ADAM MAZALEWSKI
Manager, Ticket Operations



MEGAN MCLAUGHLIN
Exec. Asst. to the Head Coach & Coaching Team



RAY NAIMOLI
Senior Account Executive



P.J. PETEL
Assistant Groundskeeper



MARISOL RENNER
Public Relations Manager



WILLIAM SHERIDAN
Assistant Equipment
Manager



JOAN SIERACKI
Travel
Manager



JOBIE WALDT,
FMA,
Manager,
Stadium Operations



LAURA YOUNG
Exec. Asst., Business
Ventures & Asst. to the
President



ROY ANDERSON
Player Personnel
Assistant




MARK AZEVEDO
Player Personnel
Assistant



T.J. A'BECKET
Coordinator, Ticket
Operations
& Distribution



NATHAN BICKERSTAFF
Groundskeeper



MATT BREVET
Broadcasting
Coordinator



ED BROWN
Security



RENEE CROUELL
Security



KEVIN DOMBOSKI
Assistant Certified
Athletic Trainer



MIKE DUFFY
Website Content Writer/
Coordinator



SARAH ELLISON
Corporate Sales
Coordinator



ERIC EVERS
Groundskeeper



COLLIN FERGUSON
Football Video
Operations
Assistant



AMY GARDNER
Accounts Payable
Coordinator



PATRICK GLEASON
Public Relations
Coordinator



MILT HENDRICKSON
Player Personnel
Assistant



JENNIFER HINKLE
Coordinator,
New Media



KIM HURNEY
Coordinator, Ticket
Office Administration
& Customer Service



DAMONE JONES
Coordinator, Youth
Marketing &
Promotions



TONI LEKAS
Receptionist



MAGGIE LITZ
Player Personnel
Administrative Asst.



JAY O'BRIEN
Multimedia
Coordinator

2007 BALTIMORE RAVENS EMPLOYEES



KYLE SCHIMMÖELLER
Assistant Certified
Athletic Trainer



CRAIG SINGLETERRY
Security



BERNIE STAWSKI
Ticket Sales &
Hospitality
Representative



MARTY TELLER
Corporate Sales
Coordinator




KEITH WELDON
Corporate Sales
Account Executive

2007 BALTIMORE RAVENS EMPLOYEES



VALARIE WIDEMAN
Receptionist



BRANDON WILLIAMS
Coordinator,
Massots



KRISTIN YATES
Coord., Customer Service
& Communications



TRICIA BOSLEY
Medical Services
Assistant



KAREN MCGEE
PR, CR & Credential
Assistant

PART-TIME EMPLOYEES

PART-TIME EMPLOYEES • ADVISORS • CONSULTANTS



BUD REINECKE
Supervisor,
Office Services



ROD HAIRSTON
Team
Chaplain



TINA GALDIERI
Coordinator,
Cheerleaders



RON SHAPIRO
Special Advisor
to the Owner



JOHN ZIEMANN
Coordinator,
Band

TEAM PHYSICIANS • MEDICAL STAFF



DR. ANDREW TUCKER
Head Team
Physician



DR. LEIGH ANN CURL
Chief Orthopedic
Surgeon



DR. JANICE FURST
Team
Psychologist



DR. RICHARD HINTON
Associate Team
Physician



SUE JAMES
Team
Nutritionist



DR. RICHARD LEVINE
Associate Team
Physician



DR. DAVID MCDUFF
Team Assistance
Physician



DR. LES MATTHEWS
Associate Team
Physician



DR. DOUGLAS MILLER
Team Chiropractor



DR. ALAN SOKOLOFF
Team Chiropractor





The Official
Medical Team for
the Baltimore Ravens

Meet Jim.

A 35-year-old computer programmer, father, and *avid Ravens fan.*



This morning, he showed his son the fine art of a good tackle. This afternoon, he'll call **UNION MEMORIAL SPORTS MEDICINE** for his sports injury.

Why? Because we're the official medical team of the Baltimore Ravens. And, even though Jim's not a pro, he can be sure that he'll be treated by a specialist with more than 25 years of experience. And since we're trusted by the Ravens, Jim knows we'll have him back in the game in no time.

Call **1-888-44SPORT** for more information or log on to **unionmemorial.org/sports**.



Union Memorial
Sports Medicine

MedStar SportsHealth

Let **Union Memorial Sports Medicine** get you back in the game.

RAVENS ALL COMMUNITY TEAM FOUNDATION

RAVENS ACT FOUNDATION

The Baltimore Ravens All Community Team Foundation is committed to improving, encouraging and enabling the healthy development of youth in the Baltimore area, as well as other parts of the state of Maryland. The Foundation focuses on programs that help youth, and in some cases their families, with various needs, including housing, hunger, education, athletics and mentoring.

SOME OF THE CURRENT CHARITABLE PARTNERS ARE:

Aunt Hattie's Place
Boys Hope Girls Hope
Living Classrooms
Paul's Place Outreach Center
Sandtown Habitat for Humanity
St. Vincent's Center

The Ravens All Community Team Foundation also works with Ravens players' foundations (see below) and the many staff members who volunteer with other community groups, working to improve the quality of life for youth in Baltimore, as well as other parts of the State of Maryland.

RAVENS PLAYER FOUNDATIONS

Kyle Boller
Kyle Boller Fund

**KYLE BOLLER
FUND**



Mark Clayton
Mark Clayton Foundation



The Derrick Mason Foundation
Receiving on the Field. Giving in the Community.

Matt Katula
Matt Katula Foundation
www.perfectfaces.com

Ray Lewis
Ray Lewis Foundation
www.raylewis52.com



Derrick Mason
Derrick Mason Foundation

Chris McAlister
Chris McAlister Foundation



Steve McNair
Steve McNair Foundation
www.officialstevemcnair.com

Jonathan Ogden
Jonathan Ogden Foundation
www.jonathanogdenfoundation.org



Ed Reed
Eye of the Hurricane Foundation



Samari Rolle
Rolle With Me Foundation

Bart Scott
A Son Never Forgets Foundation
www.madbacker.net



Matt Stover
Matt Stover Foundation
www.mattstoverfoundation.org



Daniel Wilcox
Empowerment M.I.N.D.S. Foundation

RAVENS ALL COMMUNITY TEAM

The Ravens All Community Team is a partnership among the Ravens' organization, the players and members of the corporate community, including title sponsor, M&T Bank. Through volunteerism and fundraising, the ACT improves the quality of life in local communities. Annual events include the ACT Auction Party (Steve McNair, at right with WBAL's Keith Mills), which annually raises more than \$200,000 for player foundations and Baltimore-based charities.




GRIDIRON HALLOWEEN

QB Kyle Boller, WR Mark Clayton and TE Todd Heap co-hosted the 7th annual Gridiron Halloween Party benefiting Goodwill Industries of the Chesapeake. More than 500 people attended the event, which included food, a silent auction and games. Close to \$700,000 has been raised for Goodwill programs through the partnership. At right, are Heap (as Napoleon Dynamite), Boller (as John from CHIPs) and Clayton.



POLY FIELD RENOVATION

In 2006, the Ravens All Community Team Foundation (RACTF) continued its commitment to high school football and raised over \$1.2 million to refurbish the football field at Baltimore Polytechnic Institute. The field generated over \$50,000 in revenue in its 1st year, when all 18 Baltimore City high schools played at least 2 games at the stadium. Ravens GM Ozzie Newsome (right) spoke to the students at the opening of the refurbished field in August 2006.



RAVENS FAMILY FOOD DRIVE

The Ravens hosted the 11th annual Ravens Family Food & Funds Drive in November 2006. The entire collection of 9,058 pounds of food and a total of \$16,000 of funds raised went directly to the Maryland Food Bank, which distributed donated items to soup kitchens, food pantries and emergency shelters throughout the holiday season. At right, strength & conditioning coach Jeff Friday and family lent a helping hand.



BALTIMORE RAVENS IN THE COMMUNITY

SPRING FOOTBALL FESTIVAL

More than 20 Ravens players attended the Ravens' Spring Football Festival at M&T Bank Stadium in April, including DT Justin Bannan, LB Bart Scott and newcomer RB Willis McGahee (right). The festival featured interactive games, a locker room tour, autograph signings and a fan forum on the field, led by Ravens owner Steve Bisciotti and McGahee.



RAVENS GIVE THANKS

In the spirit of the Thanksgiving season, Ravens players canvassed the Baltimore area to serve dinner and distribute baskets to over 1,600 families in need. S Ed Reed, WR Mark Clayton, LB Ray Lewis (near right), CB Chris McAlister, QB Steve McNair (far right), LB Bart Scott and Ravens FB Justin Green were joined by teammates and provided turkeys, stuffing and all the traditional fixings for area residents.



HOMETOWN HUDDLE

Each fall, Ravens players and staff refurbish homes with Sandtown Habitat for Humanity for the NFL/United Way Hometown Huddle. Hundreds of volunteers put in sweat equity to help rebuild and landscape the homes. WR Derrick Mason (right) was on hand to lay floorboard for a home that the Ravens presented in October 2006 to the Duplessis family, which was displaced by Hurricane Katrina.



UNITED WAY PARTNERSHIP

On a local level, the Ravens and the United Way of Central Maryland come together throughout the season to make an impact. At the annual kickoff luncheon, the RACTF gave a \$25,000 grant to the nonprofit. In 2006, other community projects included an Extreme Makeover of a Healthy Start center in north Baltimore. C/G Jason Brown joined volunteers in rehabbing a nursery at the center.



HOLIDAY CHEER

For the December holidays, several players hosted special events for youth around the area. Kyle Boller joined Derrick Mason (right) and Samari Rolle for the 2nd annual Holiday Helpers, donating \$15,000 to 100 youth, who received \$150 gift certificates for holiday shopping. Chris McAlister hosted a party at the Ronald McDonald House and teammate Bart Scott held a party at Port Discovery for his adopted Belmont Elementary School.



SCHOOL VISITS

Each year, Ravens players and coaches visit a number of Baltimore-area schools to speak to students about the importance of education, goal-setting and life skills, among other hot topics. At right, Todd Heap joined Elmwood Elementary for "Take a Player to School" day in December 2006. Heap surprised 5th grader Anthony Martin (in No. 86 jersey, center) with a limousine ride to school and a special Ravens' assembly.



KABOOM! PLAYGROUND


The Ravens led the charge to build a new playground at Collington Square School in Baltimore in June 2007. More than 300 volunteers from the team, including front office, players and coaches, the Baltimore Curriculum Project, organizers from KaBoom! and residents of the nearby community came together to build the playground in 1 day. Pictured at the ribbon-cutting ceremony are (L to R) Senator Nathaniel J. McFadden, Ravens president Dick Cass and Poe, one of the Ravens' official mascots.



LIVING CLASSROOMS

The Living Classrooms Foundation, a nonprofit that provides hands on education and job skills training, is a charitable partner of the RACTF. Each week a player visits the educational campus in Baltimore. CB Chris McAlister (right) was among the players who visited the campus and spoke to Crossroads Middle School students and participants in the Fresh START program in 2006.





SPORTS UNLIMITED

**BALTIMORE'S ONLY
NIGHTLY SPORTS SHOW**



Bruce Cunningham



Amy Fadool

**Every Night
after**



News at Ten

JONATHAN
OGDEN



**MATT
STOVER**





38 MIKE ANDERSON

RUNNING BACK

YEARS IN NFL: 8

HT: 6-0

WT: 230

COLLEGE: UTAH

HS: FAIRFIELD CENTRAL (FAIRFIELD, SC)

BORN: 9/21/73, WINNSBORO, SC

JOINED RAVENS: FREE AGENT, 2006

GAMES PLAYED/STARTED: (2000, 16/12); (2001, 16/7); (2002, 15/12); (2003, 12/5); (2004, 1R); (2005, 15/15); (2006, 16/0) **TOTAL 90/51**

PLAYOFFS: (2000, 1/1); (2003, 1/0); (2005, 2/2); (2006, 1/0) **TOTAL 5/3**

TRANSACTIONS: Signed with the Baltimore Ravens as a free agent on 3/14/06...Placed on Injured Reserve (groin) by the Denver Broncos on 8/31/04...Signed by Denver as a draft choice 7/14/00 after being drafted in the 6th round (189th overall) in the 2000 draft.

PRO: NFL Offensive Rookie of the Year in 2000 who has 2 1,000-yard seasons to his credit...A versatile and savvy veteran who has played FB during his career, blocking for Clinton Portis in 2002 and 2003, helping him to back-to-back 1,500-yard seasons...Saw action in all 16 regular season and 1 postseason game in his 1st season with the Ravens in 2006...Finished the regular season 2nd on the team with 39 carries for 183 yards (4.7 avg.) and 1 TD rushing...Anderson also pulled in 9 receptions for 54 yards...He converted 12 1st downs on the season, including 1 on 3rd-and-1 and 1 on 4th down...Also carried the ball 4 times for 18 yards (4.5 avg.) and had 1 reception for 6 yards in the play-offs game vs. Colts...Started 15 regular season games for Denver, gaining 1,014 yards on 239 carries, including 12 TDs with a long of 44 in 2005...Also pulled in 18 catches for 212 yards and a **career-long 66-yard TD reception**...Helped the team gain the 2nd-most rushing yards (2,539) in Denver history on the 4th-most rushes (542) for the 4th-best rushing average (4.68) in team annals...Finished tied for 4th in the AFC and 5th in the NFL among non-kickers with 78 points...Helped 2005 Broncos become just the 3rd team in NFL annals with 2 900-yard rushers (Anderson and Tatum Bell), a 1,000-yard receiver (Rod Smith) and a 3,000-yard passer (Jake Plummer)...Anderson also started both playoff games, carrying the ball 28 times for 105 yards (3.8 ypc) and 3 TDs as well as pulling in 4 receptions for 25 yards...Was placed on Injured Reserve (8/31) after tearing 2 muscles in his groin in Denver's 4th preseason game vs. Hou. (8/27) and missed the 2004 season...Anderson played 12 regular season games (5 starts) as the Broncos' primary FB and rushed for 257 yards on 70 attempts (3.7 avg.) with 3 TDs in 2003...He added 12 receptions for 53 yards (4.4 avg.) with 2 TDs and totaled 4 tackles on special teams...He missed games 10-13 because of a suspension for violating the NFL's substance-abuse policy in 2003...Anderson led the way for RB Clinton Portis to rush for 1,591 yards, his 2nd-consecutive 1,500-yard season in 2002...Anderson played all 16 games, starting 7 in 2001...Rushed for 678 yards and 4 TDs on 175 carries (3.9 avg.) while also catching 8 passes for 46 yards (5.8 avg.) with a long of 16...Named **NFL Offensive Rookie of the Year** by the *Associated Press*, *Pro Football Weekly* and *Football Digest*; **NFL Rookie of the Year** by *USA Today*; **NFL Offensive Rookie of the Month** and **AFC Offensive Player of the Month** for December, and **NFL Offensive Rookie of the Month** for September while he earned **All-Rookie** honors from *Pro Football Weekly*, *Football News* and *Football Digest* in 2000...Played all 16 regular-season games and started 12...Finished as the 3rd-leading rusher in the AFC (4th in the NFL) with a **franchise rookie-record 1,487 yards** (4th-best season in franchise history and tied for 5th-best by a rookie in NFL history to date) with 15 TDs on 297 carries (5.0 avg.) and a **career long of 80**...He also caught 23 passes for 169 yards (7.3 avg.) to give him a **franchise rookie-record 1,656 total yards** from scrimmage, 7th-most in the AFC (12th in the NFL)...**He set an NFL single-game rookie rushing record with 251 yards** at NO (12/3), a total that ranks as the 6th-highest single-game total in NFL history...His 15 TDs and a 2-point conversion gave him 92 total points for the season, 4th-most in the AFC (T-5th in the NFL)...In his last 8 starts, Anderson averaged 125.4 yards per game (1,003 yds.), and in his 12 starts overall averaged an NFL-best 121.5 yards per game...His 5.0 yards-per-carry average was the best in the AFC (3rd-best in the NFL) that season for players with 100 or more carries and ranked 3rd in Broncos franchise history (No. 1 by a rookie)...Anderson's 15 rushing TDs led the AFC and ranked 2nd in the NFL; set a franchise rookie record; tied for 2nd most by a Bronco in a single season; tied for 2nd most by a rookie in NFL history and already placed him 8th on Denver's all-time career list...Anderson led all NFL rookies in rushing yards, TDs, rushing TDs, scoring and 1st downs (84) while ranking 2nd in total yards from scrimmage...He also ranked 4th in the AFC (T-5th in the NFL) in total TDs and tied for 5th in the conference in 1st downs (T-7th in the NFL)...He set an NFL single-game rookie rushing record with 251 yards at NO (12/3/00), a total that ranks as the 6th-highest single-game total in NFL history.

2006: (with Baltimore) Saw action in all 16 regular season games and 1 postseason game...Finished the regular season 2nd on the team with 39 carries for 183 yards (4.7 avg.) and

38 MIKE ANDERSON

1 TD rushing...Anderson also pulled in 9 receptions for 54 yards...He converted 12 1st downs on the season, including 1 on 3rd-and-1 and 1 on 4th down...Also carried the ball 4 times for 18 yards (4.5 avg.) and had 1 reception for 6 yards in the playoffs...**2006 SEASON HIGHLIGHTS:** Saw action off the bench and carried twice for 32 yards, including a 30-yard burst and had 2 receptions for 15 yards in the 19-7 win in the **season finale vs. Buf. (12/31)**...Saw action off the bench and carried the ball 3 times for 22 yards, averaging 7.3 yards per carry, with 1 good for a 1st down in the 27-17 win in **game 14 vs. Cle. (12/17)**...Carried the ball 5 times for 31 yards (3 good for 1st downs) and played on special teams in **game 5 at Den. (10/9)**...Subbed from scrimmage and had 41 total yards and 1 TD on 2 touches in **game 2 vs. Oak. (9/17)**...Anderson scored on a 34-yard romp in the 4th quarter and picked up 1 reception for 7 yards against the Raiders...Also had 1 special teams tackle against the Raiders...Saw his 1st action as a Raven and carried the ball 7 times for 25 yards (3.6 avg.) in the 27-0 victory in the **season opener at TB (9/10)**.

2005: (with Denver) Started 15 regular season games, gaining 1,014 yards on 239 carries, including 12 TDs with a long of 44...Also pulled in 18 catches for 212 yards and a **career-long 66-yard TD reception**...Helped the team gain the 2nd-most rushing yards (2,539) in team history on the 4th-most rushes (542) for the 4th-best rushing average (4.68) in team history...Finished tied for 4th in the AFC and 5th in the NFL among non-kickers with 78 points...He contributed to the 2005 Broncos being just the 3rd team in NFL annals with 2 900-yard rushers (Anderson and Tatum Bell), a 1,000-yard receiver (Rod Smith) and a 3,000-yard passer (Jake Plummer)...Anderson also started both playoff games, carrying the ball 28 times for 105 yards (3.8 ypc) and 3 TDs as well as pulling in 4 receptions for 25 yards...**2005 SEASON HIGHLIGHTS:** Gained 97 yards on 21 carries, including 2 TD runs in **game 14 at Buf. (12/17)**, the game in which Denver clinched a playoff berth...He also made a 4-yard catch...Scampered for an 11-yard TD to make the score 21-10 late in the 3rd quarter against the Bills...Extended the lead to 28-10 with a 6-yard TD run in the 4th quarter...Helped set up his 2nd TD by picking up a 4th-and-1 at Buffalo's 17-yard line with a 2-yard run...His 1st rushing TD gave him sole possession of 4th place on the team's all-time rushing TD list, passing John Elway (33)...Rushed for 126 yards and 1 TD on 21 carries, and **combined with Jake Plummer (309) and Tatum Bell (107) to become the 1st team in NFL history to have 2 100-yard rushers and a 300-yard passer in the same game in game 8 vs. Phi. (10/30)**...Rushed for 115 yards on 23 carries, including a 22-yard run as well as catching 3 passes for 27 yards in **game 4 at Jax. (10/2)**...Posted season highs with 20 carries for 98 yards, including a season-long 44-yard TD run, on Monday Night Football in **game 3 vs. KC (9/26)**...His TD against the Chiefs tied him with Otis Armstrong in 6th place on Denver's all-time list for career rushing scores.

2004: (with Denver) Anderson was placed on injured reserve (8/31) after tearing 2 muscles in his groin in Denver's **4th preseason game vs. Hou. (8/27)**.

2003: (with Denver) Anderson played 12 regular-season games (5 starts) as the Broncos' primary FB and rushed for 257 yards on 70 attempts (3.7 avg.) with 3 TDs...He added 12 receptions for 53 yards (4.4 avg.) with 2 TDs and totaled 4 tackles on special teams...He missed games 10-13 because of a suspension (11/10 to 12/8) for violating the NFL's substance-abuse policy...Anderson led the way for RB Clinton Portis to rush for 1,591 yards, his 2nd-consecutive 1,500-yard season...**2003 SEASON HIGHLIGHTS:** Started in place of an injured Portis (ankle) in **game 15 at Ind. (12/21)**, rushing a season-high 19 times for 56 yards (2.9 avg.) with a TD...Rushed 1 time for 13 yards and caught 1 pass for a 1-yard TD in **game 7 at Min. (10/19)**...Replaced Portis at RB and rushed 14 times for 70 yards (5.0 avg.) with 1 TD while adding 2 receptions for 5 yards (2.5 avg.) before leaving the game early in the 4th quarter with an ankle injury in **game 3 vs. Oak. (9/22)**...Started at FB in **game 2 at SD (9/14)**, but replaced an injured Clinton Portis (bruised sternum) in the 2nd quarter at RB and went on to rush for 65 yards and a TD on 16 carries (3.5 avg.).

2002: (with Denver) Anderson played 15 games (12 starts) at FB, ranking 2nd on the team with 386 rushing yards on 84 carries (4.6 avg.) with 2 TDs...He also caught 18 passes for 167 yards (9.3 avg.) with a long of 52, and 2 TDs...On special teams, he returned 2 KOs for 39 yards (19.5 avg.) and made 1 tackle...He also paved the way for RB Clinton Portis to rush for 1,508 yards and 15 TDs...**2002 SEASON HIGHLIGHTS:** Carried the ball a season-high 12 times for 59 yards in **game 14 vs. KC (12/15)**...Caught a season-high 4 passes for 19 yards (4.8 avg.) and scored his 1st rushing TD of the season on a 2-yard run in **game 7 at KC (10/20)**...Saw action at FB (did not start because the Broncos began the game in a 2-TE set) and posted the 2nd-longest pass reception of his career, a 52-yarder from Brian Griese, en route to a career-best 53 receiving yards in **game 6 vs. Mia. (10/13)**...He also caught a 1-yard scoring pass from Griese in the 4th quarter for his 2nd-career receiving TD...Rushed 10 times for a season-best 95 yards (9.5 avg.) and pulled in his **1st-career TD reception**, a 1-yarder in the 3rd quarter in **game 2 at SF (9/15)**.

2001: (with Denver) Anderson played all 16 games, starting 7...Rushed for 678 yards and 4 TDs on 175 carries (3.9 avg.) while also catching 8 passes for 46 yards (5.8 avg.) with a long of 16...**2001 SEASON HIGHLIGHTS:** Carried the ball 33 times for 118 yards and 1 TD after replacing Olandis




38 MIKE ANDERSON

Gary (fractured left fibula) in the 1st quarter in **game 11 at Dal. (11/22)**...That game marked his 2nd 100-yard game of the season and the 8th of his career...Ran for a season-high 155 yards on 22 carries (7.0 avg.) with 2 TDs with a long run of 62 in **game 4 vs. KC (10/7)**...Anderson moved into the starting lineup for the injured Terrell Davis (right knee) and carried the ball 19 times for 58 yards (3.1 avg.), including a long of 12 in **game 2 at Ari. (9/23)**.

2000: (with Denver) Was named *NFL Offensive Rookie of the Year* by the *Associated Press*, *Pro Football Weekly* and *Football Digest*; *NFL Rookie of the Year* by *USA Today*; *NFL Offensive Rookie of the Month* and *AFC Offensive Player of the Month for December*, and *NFL Offensive Rookie of the Month for September* while he earned *All-Rookie honors* from *Pro Football Weekly*, *Football News* and *Football Digest*...Played all 16 regular-season games, starting 12, and **finished as the 3rd-leading rusher** in the AFC (4th in the NFL) with a franchise rookie-record 1,487 yards (4th-best season in franchise history and tied for 5th-best by a rookie in NFL history) with 15 TDs on 297 carries (5.0 avg.) and a **career long of 80**...He also caught 23 passes for 169 yards (7.3 avg.) to give him a franchise rookie-record 1,656 total yards from scrimmage, 7th-most in the AFC (12th in the NFL)...Anderson's 15 TDs and a 2-point conversion gave him 92 total points on the season, 4th-most in the AFC (T-5th in the NFL)...In his last 8 starts, Anderson averaged 125.4 yards per game (1,003 yds.), and in his 12 starts overall averaged an NFL best 121.5 yards per game... His 5.0 yards per carry average was the best in the AFC (3rd-best in the NFL) that season for players with 100 or more carries and ranked 3rd in Broncos franchise history (No. 1 by a rookie)...Anderson's 15 rushing TDs led the AFC and ranked 2nd in the NFL; set a franchise rookie record; tied for 2nd most by a Bronco in a single season; tied for 2nd most by a rookie in NFL history and already placed him 8th on Denver's all-time career list...Anderson led all NFL rookies in rushing yards, TDs, rushing TDs, scoring and 1st downs (84) while ranking 2nd in total yards from scrimmage...He also ranked 4th in the AFC (T-5th in the NFL) in total TDs and tied for 5th in the conference in 1st downs (T-7th in the NFL)...**He set an NFL single-game rookie rushing**

record with 251 yards at NO (12/3), a total that ranks as the 6th-highest single-game total in NFL history...**2000 SEASON HIGHLIGHTS:** Anderson posted the best rushing day in Broncos franchise history and the 6th-best in NFL history and **set an NFL rookie record with 251 yards on a career-high 37 carries** (6.8 avg.) to earn *AFC Offensive Player of the Week* and *Miller Lite NFL Player of the Week* in **game 13 at NO (12/3)**...His day included a franchise-record 4 TDs, all on the ground, while his 37 carries tied for 2nd-most in team history...Earned *AFC Offensive Player of the Week* honors as he carried the ball 30 times for 195 yards (6.5 avg.), including a **career-long 80-yard TD run** in the 4th quarter in **game 12 at Sea. (11/26)**...He rushed for a career-best 153 yards in a half (2nd), including his 1st 100-yard quarter (115 in the 4th)...He logged his 3rd 100-yard game of the season in **game 7 vs. Cle. (10/15)** with 103 yards on 20 carries (5.2 avg.), including a 26-yard TD, his longest run of the day...**Made his 1st NFL start**, filling in for the injured Davis, and rushed for 131 yards and 2 TDs on 31 carries (4.2 avg.) in **game 2 vs. Atl. (9/10)**...In that game, Anderson became the 1st player in Denver franchise history to rush for more than 100 yards in his 1st start.

COLLEGE: Anderson was a 2-time All-Conference player at the University of Utah, where he finished his 2-year career with the best per-game rushing average in school history (102.4 avg.)...Led the Western Athletic Conference in rushing as a junior with 1,173 yards and 12 TDs on 244 carries (4.8 avg.)...Served as team captain in his senior campaign when he rushed for 1,231 yards and 12 TDs on 229 carries (5.4 avg.) to earn All-Mountain West Conference honors...His 254 rushing yards in the 1999 Las Vegas Bowl set a new school record in his final collegiate game and followed a 204-yard outburst on 32 carries (6.4 avg.) in his final regular season game vs. New Mexico...Transferred to Utah from Mt. San Jacinto Community College (San Jacinto, CA), where he was a 2-time JUCO All-American (1996 -97) and the team's MVP... Named California State JUCO Offensive Player in 1997 when he rushed for 1,686 yards, following a 1,511-yard season in 1996 that culminated with his team winning the Los Angeles Bowl.



38 MIKE ANDERSON

2006 Game-By-Game

Ravens					RECEIVING					
RUSHING										
Date/Opp.	No	Yds	Avg	LG TD	No	Yds	Avg	LG TD	TD	
9/10 @ TB	7	25	3.6	8	0	0	0	0	0	0
9/17 vs. Oak.	1	34	34.0	34t	1	7	7.0	7	0	0
9/24 @ Cle.	0	0	0.0	0	0	0	0	0	0	0
10/1 vs. SD	1	0	0.0	0	0	0	0	0	0	0
10/9 @ Den.	5	31	6.2	10	0	0	0	0	0	0
10/15 vs. Car.	6	7	1.2	4	0	0	0	0	0	0
10/29 @ NO	0	0	0.0	0	0	0	0	0	0	0
11/5 vs. Cin.	4	9	2.3	5	0	0	0	0	0	0
11/12 @ Ten.	1	3	3.0	3	0	0	0	0	0	0
11/19 vs. Atl.	0	0	0.0	0	0	0	0	0	0	0
11/26 vs. Pit.	4	18	4.5	8	2	1	0.5	2	0	0
11/30 @ Cin.	0	0	0.0	0	2	14	7.0	10	0	0
12/10 @ KC	2	-3	-1.5	-1	0	1	13.0	13	0	0
12/17 vs. Cle.	3	22	7.3	19	0	0	0	0	0	0
12/24 @ Pit.	3	5	1.7	5	0	1	4.0	4	0	0
12/31 vs. Buf.	2	32	16.0	30	0	2	15	7.5	9	0
Totals	39	183	4.7	34t	1	9	54	6.0	13	0
Playoffs										
1/13/07 vs. Ind.	4	18	4.5	8	0	1	6	6.0	6	0
Totals	4	18	4.5	8	0	1	6	6.0	6	0

2003 Game-By-Game

Broncos					RECEIVING					
RUSHING										
Date/Opp.	No	Yds	Avg	LG TD	No	Yds	Avg	LG TD	TD	
9/7 @ Cin.	7	15	2.1	6	0	0	0	0	0	0
9/14 @ SD	16	65	4.1	20	1	2	6	3	0	0
9/22 vs. Oak.	14	70	5.0	44	1	2	5	2.5	6	0
9/28 vs. Det.	7	21	3.0	8	0	3	28	9.3	18	0
10/5 @ KC	4	14	3.5	8	0	1	1	1.0	1	0
10/12 vs. Pit.	0	0	0.0	0	0	0	0	0	0	0
10/19 @ Min.	1	13	13.0	13	0	1	1	1.0	1	1
10/26 @ Bal.	1	0	0.0	0	0	0	0	0	0	0
11/3 vs. NE	0	0	0.0	0	1	1	1.0	1t	1	1
11/6 vs. SD	RESERVE/SUSPENDED									
11/23 vs. Chi.	RESERVE/SUSPENDED									
11/30 @ Oak.	RESERVE/SUSPENDED									
12/7 vs. KC	RESERVE/SUSPENDED									
12/14 vs. Cle.	1	3	3.0	3	0	1	7	7.0	7	0
12/21 @ Ind.	19	56	2.9	8	1	4	4.0	4	0	0
12/28 @ GB	0	0	0.0	0	0	0	0	0	0	0
Totals	70	257	3.7	44	3	12	53	4.4	18	2

2001 Game-By-Game

Broncos					RECEIVING					
RUSHING										
Date/Opp.	No	Yds	Avg	LG TD	No	Yds	Avg	LG TD	TD	
9/10 vs. NYG	6	10	1.7	7	1	0	0	0	0	0
9/23 @ Ari.	19	58	3.1	12	0	0	0	0	0	0
9/30 vs. Bal.	12	34	2.8	9	0	0	0	0	0	0
10/7 vs. KC	22	155	7.0	62t	1	0	0	0	0	0
10/14 @ Sea.	17	51	3.0	7	0	2	9	4.5	12	0
10/21 @ SD	11	50	4.5	24	0	1	-7	-7.0	-7	0
10/28 vs. NE	14	40	2.9	16	1	0	0	0	0	0
11/5 @ Oak.	5	44	8.8	18	0	1	12	12.0	12	0
11/11 vs. SD	4	23	5.8	11	0	0	0	0	0	0
11/18 vs. Was.	13	31	2.4	6	0	1	16	16.0	16	0
11/22 @ Dal.	33	118	3.6	12	1	2	13	6.5	11	0
12/2 @ Mia.	6	24	4.0	7	0	0	0	0	0	0
12/9 vs. Sea.	2	5	2.5	3	0	0	0	0	0	0
12/16 @ KC	1	8	8.0	8	0	0	0	0	0	0
12/30 vs. Oak.	5	7	1.4	4	0	1	3	3.0	0	0
1/6/02 @ Ind.	5	20	4.0	7	0	0	0	0	0	0
Totals	175	678	3.9	62t	4	8	46	5.8	16	0

2005 Game-By-Game

Broncos					RECEIVING					
RUSHING										
Date/Opp.	No	Yds	Avg	LG TD	No	Yds	Avg	LG TD	TD	
9/11 @ Mia.	4	5	1.3	3	0	0	0	0	0	0
9/18 vs. SD	15	49	3.3	8	0	3	41	13.7	26	0
9/26 vs. KC	20	98	4.9	44t	1	0	0	0	0	0
10/2 @ Jax.	23	115	5.0	22	0	3	27	9.0	14	0
10/9 vs. Was.	11	34	3.1	9	0	2	16	8.0	8	0
10/16 vs. NE	15	57	3.8	10	1	0	0	0	0	0
10/23 @ NYG	24	120	5.0	23	1	0	0	0	0	0
10/30 vs. Phi.	21	126	6.0	18	1	1	16	16.0	16	0
11/13 @ Oak.	17	65	3.8	23	1	0	0	0	0	0
11/20 vs. NYJ	26	113	4.3	15	3	3	16	5.3	9	0
11/24 @ Dal.	11	31	2.8	5	0	2	6	3.0	3	0
12/4 @ KC	13	37	2.8	13	1	1	66	66.0	66t	1
12/11 vs. Bal.	8	21	2.6	6	0	0	0	0	0	0
12/17 @ Buf.	21	97	4.6	15	2	1	4	4.0	4	0
12/24 vs. Oak.	10	46	4.6	12	1	2	20	10.0	15	0
12/31 @ SD	INACTIVE									
Totals	2391,014	4,244t	12	18	212	118	66t	1	0	0
Playoffs										
1/14/06 vs. NE	19	69	3.6	18	2	1	14	14.0	14	0
Totals	19	69	3.6	18	2	1	14	14.0	14	0

2002 Game-By-Game

Broncos					RECEIVING					
RUSHING										
Date/Opp.	No	Yds	Avg	LG TD	No	Yds	Avg	LG TD	TD	
9/8 vs. STL	7	17	2.4	6	0	2	20	10.0	15	0
9/15 @ SF	10	95	9.5	32	0	1	1	1.0	1t	1
9/22 vs. Buf.	7	28	4.0	7	0	2	26	13.0	22	0
9/30 @ Bal.	5	19	3.8	9	0	2	8	4.0	4	0
10/6 vs. SD	DID NOT PLAY - LEFT ANKLE									
10/13 vs. Mia.	5	17	3.4	9	0	2	53	26.5	52	1
10/20 @ KC	9	34	3.8	8	1	4	19	4.8	8	0
10/27 @ NE	7	21	3.0	6	0	0	0	0	0	0
11/11 vs. Oak.	3	8	2.7	6	0	1	2	2.0	2	0
11/17 @ Sea.	4	20	5.0	9t	1	1	6	6.0	6	0
11/24 vs. Ind.	2	8	4.0	5	0	0	0	0	0	0
12/1 @ SD	2	6	3.0	4	0	0	0	0	0	0
12/8 @ NYJ	1	3	3.0	3	0	1	13	13.0	13	0
12/15 vs. KC	12	59	4.9	13	0	2	19	9.5	10	0
12/22 @ Oak.	3	20	6.7	11	0	0	0	0	0	0
12/29 vs. Ari.	7	31	4.4	17	0	0	0	0	0	0
Totals	84	386	4.6	32	2	18	167	9.3	52	2

2000 Game-By-Game

Broncos					RECEIVING					
RUSHING										
Date/Opp.	No	Yds	Avg	LG TD	No	Yds	Avg	LG TD	TD	
9/4 @ STL	PLAYED ON SPECIAL TEAMS									
9/10 vs. At.	31	131	4.2	20t	2	1	18	18.0	18	0
9/17 @ Oak.	32	187	5.8	29	0	1	2	2.0	2	0
9/24 vs. KC	22	85	3.9	19	1	3	19	6.3	8	0
10/1 vs. NE	6	26	4.3	18	0	1	6	6.0	6	0
10/8 @ SD	13	52	4.0	14	0	1	1	1.0	1	0
10/15 vs. Cle.	20	103	5.2	26t	1	2	28	14.0	18	0
10/22 @ Cin.	19	92	4.8	15	1	2	6	3.0	4	0
11/5 @ NYJ	1	3	3.0	3	0	0	0	0	0	0
11/13 vs. Oak.	0	0	0.0	0	0	0	0	0	0	0
11/19 vs. SD	19	97	5.1	34	0	6	41	6.8	13	0
11/26 @ Sea.	30	195	6.5	80t	2	14	7	11	0	0
12/3 @ NO	37	251	6.8	47	4	1	5	5.0	5	0
12/10 vs. Sea.	5	29	5.8	19	2	0	0	0	0	0
12/17 @ KC	12	49	4.1	25	0	3	29	9.7	13	0
12/23 vs. SF	26	85	3.3	18	2	0	0	0	0	0
Totals	297	1,487	5.0	80t	15	23	169	7.3	18	0
Playoffs										
12/31 @ Bal.	15	40	2.7	13	0	2	10	5.0	8	0
Totals	15	40	2.7	13	0	2	10	5.0	8	0

38 MIKE ANDERSON



38 MIKE ANDERSON

PERSONAL: Graduated from Fairfield Central (Fairfield, SC) HS, where he did not compete in sports...Instead, he played drums in the school's marching band... Anderson spent 4 years in the U.S. Marine Corps upon completion of HS...He was an exercise and sports science major at Utah...Anderson has 2 sons, Ritho (12) and Mike Jr. (6), and a daughter, Mykah Chanel (5)...Full name: Michael Moschello Anderson.

REGULAR SEASON

RUSHING

Year	Teams	GP	GS	No.	Yds.	Avg.	LG	TD	RECEIVING				
									No.	Yds.	Avg.	LG	TD
2000	Denver	16	12	297	1,487	5.0	80t	15	23	169	7.3	18	0
2001	Denver	16	7	175	678	3.9	62t	4	8	46	5.8	16	0
2002	Denver	15	12	84	386	4.6	32	2	18	167	9.3	52	2
2003	Denver	12	5	70	257	3.7	44	3	12	53	4.4	18	2
2004	Denver	INJURED RESERVE – GROIN											
2005	Denver	15	15	239	1,014	4.2	44t	12	18	212	11.8	66t	1
2006	Baltimore	16	0	39	183	4.7	34t	1	9	54	6.0	13	0
Totals		90	51	904	4,005	4.4	80t	37	88	701	7.9	66t	5

CAREER SINGLE-GAME HIGHS (regular season)

RUSHING:

Carries:

37 (12/3/00 at NO)

Yardage:

*251 (12/3/00 at NO)

Long Gain:

80t (11/26/00 at Sea.)

Touchdowns:

4 (12/3/00 at NO)

**NFL Rookie Record*

RECEIVING:

Receptions:

6 (11/19/00 vs. SD)

Yardage:

66t (12/4/05 at KC)

Long Gain:

66 (12/4/05 at KC)

Touchdowns:

1 5 times (last: 12/4/05 at KC)

POSTSEASON

RUSHING

Year	Teams	GP	GS	No.	Yds.	Avg.	LG	TD	RECEIVING				
									No.	Yds.	Avg.	LG	TD
2000	Denver	1	1	15	40	2.7	13	0	2	10	5.0	8	0
2003	Denver	1	0	0	0	0.0	0	0	0	0	0.0	0	0
2005	Denver	2	2	28	105	3.8	18	3	4	25	6.3	14	0
2006	Baltimore	1	0	4	18	4.5	8	0	1	6	6.0	6	0
Totals		5	3	47	163	3.5	18	3	7	41	5.6	14	0

CAREER SINGLE-GAME HIGHS (postseason)

RUSHING:

Carries:

15 (12/31/00 at Bal.)

Yardage:

40 (12/31/00 at Bal.)

Long Gain:

13 (12/31/00 at Bal.)

Touchdowns:

2 1/14/06 vs. NE)

RECEIVING:

Receptions:

2 (12/31/00 at Bal.)

Yardage:

10 (12/31/00 at Bal.)

Long Gain:

8 (12/31/00 at Bal.)

Touchdowns:

None

38 MIKE ANDERSON



94 JUSTIN BANNAN

DEFENSIVE TACKLE

YEARS IN NFL: 6

HT: 6-3

WT: 310

COLLEGE: COLORADO

HS: BELLA VISTA (FAIR OAKS, CA)

BORN: 4/18/79, ORANGEVALE, CA

JOINED RAVENS: FREE AGENT, 2006

GAMES PLAYED/STARTED: (2002, 15/0); (2003, 14/1); (2004, 10/0); (2005, 16/7); (2006, 11/1)
TOTAL 67/9

TRANSACTIONS: Signed with the Ravens as an unrestricted free agent on 3/14/06...Originally drafted by the Buffalo Bills in the 5th round (139th overall) of the 2002 draft.

PRO: A high-motor DT with good strength and quickness, who has also seen action on the OL...Saw action in 11 games, starting 1 in his 1st season with the Ravens, posting 20 tackles and a FF before being placed on Injured Reserve (12/4/06) due to a toe injury suffered in game 11 vs. Pit. (11/26)...Veteran who has played in 67 games in his 1st 5 NFL seasons...Set **career highs with 38 tackles** and **1.5 sacks** while **starting a career-high 7 games** in 2005 for Buffalo...Played in 11 games, splitting time between the OL and DL in 2004...Posted 11 tackles, including 6 solo while playing in 14 games, including his **1st-career start** in 2003...Played in 15 games as a rookie, posting 30 tackles (18 solo) and 1 sack in 2002 after being drafted in the 5th round (139th overall) by the Bills.

2006: (with Baltimore) Saw action in 11 games in his 1st year with the Ravens, posting 20 tackles and a FF before being placed on Injured Reserve (toe) on 12/4/06...**2006 SEASON HIGHLIGHTS:** Saw action off the bench and helped hold the Steelers to just 21 rushing yards before leaving the game with a toe injury, in the 27-0 win in **game 11 vs. Pit. (11/26)**...Saw action from scrimmage and had 4 tackles, then got great penetration, clearing the way for DE Trevor Pryce to block a Tennessee game-winning FG attempt in the 27-26 victory in **game 9 at Ten. (11/12)**...Saw action from scrimmage (recording 5 tackles) and on special teams in **game 5 at Den. (10/9)**...Started at DT and had 3 tackles (2 solo) and a FF in the 16-13 win in **game 4 vs. SD (10/1)**.

2005: (with Buffalo) Saw action in all 16 games, **starting a career-high 7**...Recorded a **career-high 38 tackles** (28 solo) and 1.5 sacks...**2005 SEASON HIGHLIGHTS:** Started at DT and notched a season-high 6 tackles in **game 14 vs. Den. (12/17)**...Recorded 4 tackles in **game 11 vs. Car. (11/27)**...Started at DT and tallied 4 tackles in **game 10 at SD (11/20)**...Made his 1st start of the season and recorded 5 tackles, including a sack (-9 yards) in **game 9 vs. KC (11/13)**...Posted the 2nd sack of his career (shared with Chris Kelsay) in the 3rd quarter in **game 8 at NE (10/30)**.

2004: (with Buffalo) Played in 10 games and saw action mainly as a defensive tackle and an offensive guard in goal-line situations...Netted 1 tackle on defense...**2004 SEASON HIGHLIGHTS:** Saw action on the DL (posted a hit on the QB) and played as an OG during goal-line situations in **game 15 at SF (12/26)**...Saw action off the bench as a DT and posted 1 solo tackle in **game 9 at NE (11/14)**...Saw action at DT, but did not record a tackle, and also played guard in short-yardage situations in **game 7 vs. Ari. (10/31)**...Posted 1 hit on QB Chad Pennington that led to an INT in **game 4 at NYJ (10/10)**.

2003: (with Buffalo) Played in 14 games, including 1 start after being inactive for the 1st 2 games of the season...Recorded 11 tackles, including 6 solo...**2003 SEASON HIGHLIGHTS:** Saw action off the bench and tied a season high with 3 tackles in **game 10 vs. Hou. (11/16)**...Made his **1st-career start** in place of Sam Adams (ankle) in **game 6 at NYJ (10/12)**...Saw action off the bench and posted a season-high 3 tackles in **game 3 at Mia. (9/21)**.

2002: (with Buffalo) Played in 15 of 16 games during his rookie season and provided quality depth along the DL...Finished the season with 30 tackles (18 solo), 1 sack, 1 FR and 7 QB pressures...**2002 SEASON HIGHLIGHTS:** Was inactive for **game 11 at NYJ (11/24)**...Saw action off the bench and recorded **1st NFL sack** when he got to Texans QB David Carr in the 4th quarter in **game 6 at Hou. (10/13)**...Posted 5 tackles in **game 2 at Min. (9/15)**.

COLLEGE: A 4-year starter who played in every game in his final 3 seasons at Colorado...Was the recipient of the 2001 Regiment Award, given by the coaches to the player who made the greatest contribution with the least recognition...Closed out his career with 158 tackles (103 solos), 8 sacks (-40 yards) and 26 TFL (-87 yards) in 43 games...Lined up as a TE vs. Missouri and caught a 12-yard TD...Was an All-Big 12 Conference 1st-team selection by the league's coaches as a senior and added

OFF THE FIELD

Justin joined teammates to distribute Thanksgiving meals to Baltimore families in need in November of 2006.



94 JUSTIN BANNAN

2006

Game-by-Game Tackles

Ravens

Date/Opp.	TT	Solo	AS	Sacks	FF	FR	INTs	PD
9/10 @ TB	0	0	0	0-0	0	0	0-0	0
9/17 vs. Oak.	1	1	0	0-0	0	0	0-0	0
9/24 @ Cle.	3	2	1	0-0	0	0	0-0	0
10/1 vs. SD.	3	2	1	0-0	1	0	0-0	0
10/9 @ Den.	5	4	1	0-0	0	0	0-0	0
10/15 vs. Car.	2	1	1	0-0	0	0	0-0	0
10/29 @ NO	0	0	0	0-0	0	0	0-0	0
11/5 vs. Cin.	0	0	0	0-0	0	0	0-0	0
11/12 @ Ten.	4	1	3	0-0	0	0	0-0	0
11/19 vs. Atl.	2	2	0	0-0	0	0	0-0	0
11/26 vs. Pit.	0	0	0	0-0	0	0	0-0	0
11/30 @ Cin.	INACTIVE - TOE							
12/10 @ KC	INJURED RESERVE -TOE							
12/17 vs. Cle.	INJURED RESERVE -TOE							
12/24 @ Pit.	INJURED RESERVE -TOE							
12/31 vs. Buf.	INJURED RESERVE -TOE							

Totals	20	13	7	0-0	1	0	0-0	0
Playoffs								
1/13/07 vs. Ind.	INJURED RESERVE -TOE							
Totals	0	0	0	0-0	0	0	0-0	0

2004

Game-by-Game Tackles

Bills

Date/Opp.	TT	Solo	AS	Sacks	FF	FR	INTs	PD
9/12 vs. Jax.	0	0	0	0-0	0	0	0-0	0
9/19 @ Oak.	INACTIVE							
10/3 vs. NE	INACTIVE							
10/10 @ NYJ	INACTIVE							
10/17 vs. Mia.	0	0	0	0-0	0	0	0-0	0
10/24 @ Bal.	0	0	0	0-0	0	0	0-0	0
10/31 @ Ari.	0	0	0	0-0	0	0	0-0	0
11/7 vs. NYJ	0	0	0	0-0	0	0	0-0	0
11/14 @ NE	1	1	0	0-0	0	0	0-0	0
11/21 vs. STL	0	0	0	0-0	0	0	0-0	0
11/28 @ Sea.	0	0	0	0-0	0	0	0-0	0
12/5 @ Mia.	INACTIVE							
12/12 vs. Cle.	0	0	0	0-0	0	0	0-0	0
12/19 @ Cin.	INACTIVE							
12/26 @ SF	0	0	0	0-0	0	0	0-0	0
1/2/05 vs. Pit.	INACTIVE							

Totals	1	0	0	0-0	0	0	0-0	0
---------------	----------	----------	----------	------------	----------	----------	------------	----------

2002

Game-by-Game Tackles

Bills

Date/Opp.	TT	Solo	AS	Sacks	FF	FR	INTs	PD
9/8 vs. NYJ	1	1	0	0-0	0	0	0-0	0
9/15 @ Min.	5	4	1	0-0	0	1	0-0	0
9/22 @ Den.	0	0	0	0-0	0	0	0-0	0
9/29 vs. Chi.	1	0	1	0-0	0	0	0-0	0
10/6 vs. Oak.	0	0	0	0-0	0	0	0-0	0
10/13 @ Hou.	3	2	1	1-7	0	0	0-0	0
10/20 @ Mia.	2	1	1	0-0	0	0	0-0	0
10/27 vs. Det.	2	1	1	0-0	0	0	0-0	0
11/3 vs. NE	3	2	1	0-0	0	0	0-0	0
11/17 @ KC	2	0	2	0-0	0	0	0-0	0
11/24 @ NYJ	INACTIVE							
12/1 vs. Mli.	3	2	1	0-0	0	0	0-0	0
12/8 @ NE	2	1	1	0-0	0	0	0-0	0
12/15 vs. SD	2	1	1	0-0	0	0	0-0	0
12/22 @ GB	2	2	0	0-0	0	0	0-0	0
12/29 vs. Cin.	2	1	1	0-0	0	0	0-0	0

Totals	30	18	12	1-7	0	1	0-0	0
---------------	-----------	-----------	-----------	------------	----------	----------	------------	----------

2005

Game-by-Game Tackles

Bills

Date/Opp.	TT	Solo	AS	Sacks	FF	FR	INTs	PD
9/11 vs. Hou.	0	0	0	0-0	0	0	0-0	0
9/18 @ TB	2	0	0	0-0	0	0	0-0	0
9/25 vs. Atl.	0	0	0	0-0	0	0	0-0	0
10/2 @ NO	2	2	0	0-0	0	0	0-0	0
10/9 vs. Mia.	2	1	1	0-0	0	0	0-0	0
10/16 vs. NYJ	1	1	0	0-0	0	0	0-0	0
10/23 @ Oak.	0	0	0	0-0	0	0	0-0	0
10/30 @ NE	1	1	0	5-3.5	0	0	0-0	0
11/13 vs. KC	5	4	1	1-8	0	0	0-0	0
11/20 @ SD	4	3	1	0-0	0	0	0-0	0
11/27 vs. Car.	4	2	2	0-0	0	0	0-0	0
12/4 @ Mia.	4	1	3	0-0	0	0	0-0	0
12/11 vs. NE	2	2	0	0-0	0	0	0-0	0
12/17 vs. Den.	6	5	1	0-0	0	0	0-0	0
12/24 @ Cin.	3	3	0	0-0	0	0	0-0	0
1/1 @ NYJ	2	1	1	0-0	0	0	0-0	0

Totals	38	28	10	1.5-11.5	0	0	0-0	0
---------------	-----------	-----------	-----------	-----------------	----------	----------	------------	----------

2003

Game-by-Game Tackles

Bills

Date/Opp.	TT	Solo	AS	Sacks	FF	FR	INTs	PD
9/7 vs. NE	INACTIVE							
9/14 @ Jax.	INACTIVE							
9/21 @ Mia.	3	0	3	0-0	0	0	0-0	0
9/28 vs. Phi.	1	0	1	0-0	0	0	0-0	0
10/5 vs. Cin.	0	0	0	0-0	0	0	0-0	0
10/12 @ NYJ	2	2	0	0-0	0	0	0-0	0
10/19 vs. Was.	0	0	0	0-0	0	0	0-0	0
10/26 @ KC	0	0	0	0-0	0	0	0-0	0
11/9 @ Dal.	0	0	0	0-0	0	0	0-0	0
11/16 vs. Hou.	3	3	0	0-0	0	0	0-0	0
11/23 vs. Ind.	0	0	0	0-0	0	0	0-0	0
11/30 @ NYG	0	0	0	0-0	0	0	0-0	0
12/7 vs. NYJ	0	0	0	0-0	0	0	0-0	0
12/14 @ Ten.	0	0	0	0-0	0	0	0-0	0
12/21 vs. Mia.	0	0	0	0-0	0	0	0-0	0
12/27 @ NE	2	1	1	0-0	0	0	0-0	0

Totals	11	6	5	0-0	0	0	0-0	0
---------------	-----------	----------	----------	------------	----------	----------	------------	----------



94 JUSTIN BANNAN

94 JUSTIN BANNAN

2nd-team honors from the AP...As a junior, was selected as a 3rd-team All-Big 12 performer by the league's coaches, despite facing double-teams the entire season.

PERSONAL: Played a total of 8 different positions and earned All-America honors as a senior at Bella Vista (Fair Oaks, CA) HS...Was the Sacramento City Defensive Player of the Year as a senior...Second-team All-State pick on the DL in his junior year, earning 1st-team All-Metro and 1st-team All-League honors as well; also honorable mention All-Metro as a TE...Was a 3-year team captain and named the team's defensive lineman-of-the-year as a sophomore after playing organized football for the 1st time as a freshman...Also made 4 of 5 FGAs (45 long), 16 of 18 PAT kicks and averaged 44 yards per punt...Had 21 catches for 307 yards and 6 TDs on offense, with another 50 yards and 2 TDs rushing...Also lettered twice in basketball at center and forward, being named the team's MVP as a junior and serving as the squad's captain his senior campaign...Majored in communications...Justin joined teammates Adalius Thomas and Clarence Moore in distributing Thanksgiving meals to needy Baltimore families in Nov. 2006.

REGULAR SEASON

Year	Team	GP	GS	TT	TACKLES				INTERCEPTIONS					FUMBLES		
					Solo	Asst	SK	Yards	No	Yds	Lg	TDs	PD	FF	FR	Yds
2002	Buffalo	15	0	30	18	12	1	7	0	0	0	0	0	0	1	0
2003	Buffalo	14	1	11	6	5	0	0	0	0	0	0	0	0	0	0
2004	Buffalo	11	0	1	1	0	0	0	0	0	0	0	0	0	0	0
2005	Buffalo	16	7	38	28	10	1.5	11.5	0	0	0	0	0	0	0	0
2006	Baltimore	11	1	20	13	7	0	0	0	0	0	0	0	1	0	0
Totals		67	9	100	66	34	2.5	18.5	0	0	0	0	0	1	1	0

CAREER SINGLE-GAME HIGHS (regular season)

Total Tackles:

5 (11/13/05 vs. KC)

Sacks:

1 2 times (last: 11/13/05 vs. KC)

Forced Fumbles:

1 (10/1/06 vs. SD)

Passes Defensed:

None

Solo Tackles:

3 (11/13/05 vs. KC)

INTs:

None

Fumble Recoveries:

None

94 JUSTIN BANNAN

ED BLOCK COURAGE AWARD

The Ed Block Courage Award annually honors a player from each of the 32 NFL teams who exemplifies a commitment to the principles of sportsmanship and courage. The winners are selected for courageous effort, as well as individual performance. Voting is conducted by all team members. The Ed Block Courage Award recipient also symbolizes professionalism, great strength and dedication. The award is named after the late Baltimore Colts' trainer, Ed Block.



RAVENS WINNERS

1996 - DE Anthony Pleasant

1997 - C Wally Williams

1998 - S Stevon Moore

1999 - LB Peter Boulware

2000 - S Anthony Poindexter

2001 - S Corey Harris

2002 - T Ethan Brooks

2003 - DE Marques Douglas

2004 - T Orlando Brown

2005 - CB Dale Carter

2006 - DB Corey Ivy



7 KYLE BOLLER

QUARTERBACK

YEARS IN NFL: 5

HT: 6-3

WT: 220

COLLEGE: CALIFORNIA

HS: HART (NEWHALL, CA)

BORN: 6/17/81, BURBANK, CA

JOINED RAVENS: DRAFT 1B (19TH), 2003

GAMES PLAYED/STARTED: (2003, 11/9); (2004, 16/16); (2005, 9/9); (2006, 5/0) **Total 41/34**

TRANSACTIONS: Kyle Boller was selected by the Ravens in the 1st round (19th overall) of the 2003 NFL draft...The pick was obtained from the New England Patriots in a 2003 draft-day trade for the Ravens' 2003 2nd-round choice (41st overall) and the Ravens' 2004 1st-round choice.

PRO: Veteran QB with a rifle-arm, great mobility, intelligence and toughness...Saw action in 5 games in **2006**, completing a **career-high 60%** of his passes (33 of 55) for 485 yards and 5 TDs for a **career-high 104.0 QB rating**...Started 9 games in **2005** (missing 7 with a toe injury suffered in the 1st game of the season)...Posted a 58.4 completion percentage for 1,799 yards, 11 TDs and 12 INTs...Became only the 2nd QB in franchise history to start all 16 games (Vinny Testaverde - 1996) in **2004**...Set career highs in almost every category, throwing for 2,559 yards (258-of-464) and 13 TDs in his 2nd season...In **2003**, Boller became the 1st rookie QB to start in Ravens franchise history...Showed improvement in every facet of the game until he was sidelined with a thigh injury 9 games into the year...Earned a 5-3 record before his injury (left the Rams' game at halftime at STL, 11/9, trailing 21-19)...5-3 was 3rd only to Ben Roethlisberger (15-1 with the Steelers) and Chris Chandler (9-4 with the Colts) as a rookie starter since 1985...Completed 116 of 224 passes for 1,260 yards, 7 TDs and 9 INTs, with a long of 73 in 2003...Was the 1st QB selected in the 1st round in Ravens history...Boller was the 3rd QB taken in the 1st round of the 2003 draft (behind Carson Palmer - 1st overall to Cincinnati, and Byron Leftwich - 7th overall to Jacksonville).

2006: Saw action in 5 games, finishing his season completing a **career-high 60%** of his passes (33 of 55) for 485 yards and 5 TDs for a **career-high 104.0 QB rating**...**2006 SEASON HIGHLIGHTS:** Saw action, but did not throw a pass in **game 15 at Pit. (12/24)**...Stepped in for an injured Steve McNair (hand) following the Ravens' 2nd possession and posted a 112.8 QB rating, going 13 of 21 (61.9%) for 238 yards, 2 TDs and 1 INT in the 27-17 win in **game 14 vs. Cle. (12/17)**...Included in Boller's totals was a **career-long 77-yard TD strike** to rookie WR Demetrius Williams and a 42-yard toss to WR Mark Clayton, which set up a Ravens' FG...Saw action in the 4th quarter and went 3-of-3 for 21 yards in the 27-0 win in **game 11 vs. Pit. (11/26)**...Was active (2nd QB), but did not play in **games 7-10**...Entered the game in the 1st quarter after Steve McNair left the game with a concussion and posted a 97.0 QB rating, going 17 of 31 for 226 yards, 3 TDs (2nd most of his career) and 1 INT in **game 6 vs. Car. (10/15)**...Boller threw for 10 1st downs and ran for 2 others, rushing 6 times for 27 yards against the Panthers...Boller's 62-yard TD hook-up with WR Mark Clayton against Carolina marked the 3rd-longest of his career...Was active (2nd QB), but did not play in **games 2-5**...Saw action from scrimmage, but did not throw a pass in the 27-0 victory in the **season opener at TB (9/10)**.

2005: Started 9 games, missing 7 due to a toe injury suffered in the 1st game of the season...Finished 2005 completing a 58.4% of his passes (171 of 293) for 1,799 yards with 11 TDs and 12 INTs despite missing almost 8 games (the final quarter of game 1 and all of games 2-8) with that toe injury...Was **named FedEx Air Player of the Week** for his performance vs. Min. (12/25)...Boller also rushed 23 times for 66 yards and 1 TD in 2005...**2005 SEASON HIGHLIGHTS: Named FedEx Air Player of the Week** after he produced the best back-to-back games of his career (including his showing vs. GB on 12/19) with a **career-high 70.6 completion percentage** (24-of-34) for 289 yards, 3 TDs and 1 INT for a 113.5 QB rating in **game 15 vs. Min. (12/25)**...Became the 1st QB in franchise history to post 110+ QB rating in consecutive games (GB and Min.)...Boller led the Ravens on TD drives of 73, 79 and 75 yards against the Vikings, while picking up 23 1st downs, including 17 through the air...Threw TD passes of 6 yards (to Todd Heap), 39 (to Derrick Mason) and a season-long 47-yarder (to Mark Clayton) against Minnesota...Completed 19 of 27 passes (70.4%) for 253 yards, 3 TDs and no INTs for a **career-high 136.8 QB rating** in the 48-3 victory in **game 14 vs. GB (12/19)**...Completed 17 of his 33 attempts for 198 yards

OFF THE FIELD

Kyle joined teammates Derrick Mason and Samari Rolle in hosting the 2nd Annual Holiday Helpers event. The 3 provided \$150 gift certificates and served as personal shoppers to underprivileged children in December of 2006.

7 KYLE BOLLER

in the 16-15 victory in **game 12 vs. Hou. (12/4)**...Boller also rushed 3 times for 11 yards and a TD against the Texans...He led the Ravens on an 8-play, 67-yard drive, leading to a 38-yard game-winning FG with 6 seconds remaining against the Texans...Was 18-of-32 for 211 yards, 3 TDs and 2 INTs and ran 4 times for 10 yards (2 good for 1st downs) in **game 11 at Cin. (11/27)**...After posting an 8.0 QB rating (4-of-12 [33%] for 37 yards and 1 INT) in the 1st half, Boller exploded in the 2nd half, going 14-of-20 [70%] for 174 yards, 3 TDs and 1 INT for a 115.4 QB rating in the final 2 quarters against the Bengals...Started and completed 21 of 36 passes for 163 yards, 1 TD and 1 INT, leading the Ravens on 4 scoring drives in a 16-13 OT win in **game 10 vs. Pit. (11/20)**...Also rushed 6 times for 17 yards (1 good for a 1st down) against the Steelers...Listed as the 3rd QB in **game 8 vs. Cin. (11/6)**...Was inactive (toe) in **games 2-8**...Became the 1st QB in franchise history to begin the season as the starter at QB for 3 consecutive seasons in **game 1 vs. Ind. (9/11)**...Was 15-of-23 (65.2%) for 141 yards and 1 INT and rushed once for 2 yards before leaving the game late in the 3rd quarter with a toe injury against the Colts.

2004: Started all 16 games in 2004, marking the 1st time since 1996 (Vinny Testaverde) that a Ravens' QB started every game...Boller set career highs, completing 258 of 464 (55.6%) for 2,559 yards with 13 TDs and 11 INTs...He also rushed 53 times for 189 yards and his 1st-career rushing TD...Boller set a new franchise record with a 2.4 INT percentage in 2004...Had 4 games with QB ratings over 100, including going 18 of 34 for 219 yards, a **career-high 4 TDs** and 0 INTs against the Giants (12/12)...Completed passes to 10 different receivers against the Colts (12/19).

2004 SEASON HIGHLIGHTS: Went 18 of 34 for 219 yards, a **career-high 4 TDs** and no INTs in **game 13 vs. NYG (12/12)**...Boller also rushed 4 times for 19 yards against the Giants...Completed 67.7% of his passes (23-

of-34) for 232 yards, 2 TDs and 0 INTs en route to a 30-10 victory in **game 10 vs. Dal. (11/21)**...It was the 2nd-consecutive game that Boller threw for 2 TDs and 0 INTs... Completed 19-of-33 (57.5%) passes for 213 yards, 2 TDs and 0 INTs in the 20-17 OT victory in **game 9 at NYJ (11/14)**...Completed passes to 8 different receivers, including 6 1st down conversions on 3rd down and 1 on 4th down...Also rushed twice for 5 yards while posting a 97.2 QB rating against the Jets...Had a 108.5 QB rating in **game 4 vs. KC (10/4)**, when he was 10 of 17 for 154 yards, 1 TD and 0 INTs...Was 11 of 18 (61.1%) for 126 yards, 1 TD and no INTs in **game 3 victory at Cin. (9/26)**...Also ran 4 times for 24 yards, including his **1st-career rushing TD** in the 1st quarter against the Bengals.

2003: Saw action in 11 games, starting the 1st 9 games of the season, earning a 5-3 record before being sidelined with an injury (high) in the 1st half of game 9 at STL...Also rushed 30 times for 62 yards...Completed 116 of 224 passes for 1,260 yards, 7 TDs and 9 INTs, with a long of 73...Was inactive in **games 10-13** due to surgery (11/11) to repair a muscle in his quadriceps...**2003 SEASON HIGHLIGHTS:** Had a breakout game in **game 6 at Cin. (10/19)** when he completed 15 of 27 passes for a **career-high 302 yards** and 2 TDs (104.2 QB rating), including a **career-long 73-yard TD strike to WR Travis Taylor** in the 4th quarter...That game marked Boller's 1st-career 300-yard passing game, becoming only the 4th QB in Ravens history to throw for 300 yards in a game (Vinny Testaverde - 8, Eric Zeier - 2 and Jeff Blake - 2)...Boller's 2 TDs against the Bengals also marked the 1st multi-TD game of his career...Earned his **1st-career victory** in the 33-13 win in **game 2 vs. Cle. (9/14)**...Went 7 of 17 for 78 yards and rushed 3 times for 3 yards before leaving the game in the 3rd quarter with a leg injury, as Jamal Lewis set a new NFL single-game rushing record with 295 yards rushing and 2 TDs against the Browns...**Made his NFL debut** in his **1st-career start** in **game 1 at Pit. (9/7)**...Completed 22-of-43 passes for 152 yards, 1 TD and 1 INT...Also rushed 5 times for 14 yards



against the Steelers...His *1st-career TD pass* was a 5-yard strike to WR Travis Taylor.

COLLEGE: Experienced a breakout senior campaign in 2002 at California, completing 225 of 421 passes for 2,815 yards, 28 TDs and only 10 INTs for a 126.8 QB rating...In 42 games, he completed 622 of 1,301 passes (47.8%) for 7,980 yards, 64 TDs and 48 INTs...Only Troy Taylor (8,126 yards, 1986-89) threw for more yards in California history...Boller's 64 TDs topped the previous school career-record of 54 by Pat Barnes (1993-96)...Gained 7,811 yards in total offense, the 2nd-best total in school annals behind Taylor's 8,236...All-Pac 10 2nd-team selection as a senior...Named California's Offensive MVP...Started every game, completing 225-of-421 passes (53.4%) for 2,815 yards, 28 TDs (10 INTs)...Only Pat Barnes (3,499 in 1996) threw for more yards in a season...Only Barnes had more TD passes (31 in 1996) in a season for the Bears...Gained 2,732 yards in total offense, 4th-best season total in school history...Had best game against Washington (5 TDs), going 13 of 24 for 266 yards...The 5 TD passes ranked 3rd on the school's game-record list...Also tossed 5 TDs vs. Arizona State...Academic All-Pac 10 honorable mention as a junior...Recipient of the team's Ken Cotton Award (most courageous) and the Frank Schlessinger Coaches Award (athletic, academic excellence and community service)...Played in 9 games, completing 133 of 271 passes (49.1%) for 1,741 yards, 12 TDs and 10 INTs **as a junior**...Passed for 200 yards or more in 3 of his 8 starts...Finished season in 7th place on the Bears' career-passing list with 5,147 yards...Also carried the ball 77 times for 191 yards (2.48 avg.) and a score...Best game came against Washington when he threw 4 TDs and totaled 265 yards on 21-of-36 throws with no INTs...Started every game as a sophomore, completing 163 of 349 passes (46.7%) for 2,121 yards, 15 TDs and 13 INTs...Scored twice on 65 carries and averaged 188.8 yards per game in total offense...Threw for a season-high 349 yards on 17 of 44 passes with 3 TDs, including a season-long 81-yarder against Oregon State...Appeared in 10 games as a freshman, starting 8 contests as a true freshman...Completed 100 of 259 passes (38.6%) for 1,303 yards, 9 TDs and 15 INTs.

PERSONAL: Earned *California State Player of the Year* honors after an incredible 1998 season at Hart (Newhall, CA) HS...Led Hart to the Southern Section Division IV title with a 13-1 record...Passed for an all-time state best of 4,838 yards and threw for 59 TDs, the 2nd-best mark in California history...Ended the season completing 290 of 454 passes (63.9%)...Considered the best prospect to emerge from the San Fernando Valley since John Elway came out of Granada Hills HS in the late '70s...Rated the No. 1 QB prospect in the nation by *PrepStar* and was that publication's national Offensive Co-Player of the Year...*SuperPrep Far West Offensive Player of the Year*, ranking as the region's No. 1 overall prospect in the West...Earned *Parade* All-American honors...Member of the *Long Beach Press-Telegram* Best in the West team with 8 votes...Started at safety as a junior...Played defense the last few games of the '98 season, registering a crucial INT in the final minute of the section championship game...American studies major with an emphasis in education...Bob (father) is a former nationally-ranked high jumper who cleared the 7-foot barrier...Comes from a family of firefighters – great-grandfather, grandfather, father and 3 uncles are all firemen...Boller joined with the Baltimore City Fire Department to promote fire safety...In 2005, he filmed a PSA with area youth to encourage every Baltimore family to have a working smoke detector...He also spent a day (5/25/05) with the Baltimore City Fire Department, when he joined firefighters and rode in the truck to answer fire alarms...Posed with his dog, Max, for the Friends of the Baltimore Animal Shelter 2005 and 2006 calendars...Proceeds benefited animal shelters in the Baltimore area...Earned Ravens Rost No.7's "Extra Effort" Award in 2004...Accepted the award at the annual banquet in Hagerstown, MD in April of 2005...In June of 2005, Boller hosted a football camp at his hometown HS (Newhall)...Was the Ravens representative for the NFL "Take a Player to School" Program at St. John School...Along with Todd Heap and Mark Clayton, co-hosted the Goodwill Industries Gridiron Halloween Party in October of 2005 and 2006; event raised \$100,000 each year to help those in the area in severe need; Kyle participated in the holiday party with Castle Toyota, hosted by Steve McNair; they distributed presents to underprivileged children in Baltimore in December of 2006...Boller joined teammates Derrick Mason and Samari Rolle in hosting the 2nd-annual Holiday Helpers where they provided \$150 gift certificates and served as personal shoppers for underprivileged children in the Baltimore area in December of 2006...Participated in the Ravens' annual All Community Team Auction Party for players with charitable foundations in December of 2006...Full name: Kyle Bryan Boller.

For the latest information on the Baltimore Ravens, log on to baltimoreravens.com...

2006

Game-by-Game

Ravens

PASSING

Date/Opp.	Att.	Comp.	Yards	Pct.	Att.	TD	Int.	LG	Sack/ Yards	Rating	RUSHING Att.	Yards	Avg.	LG	TD
9/10 @ TB	0	0	0	0	0	0	0	0	--	0	4	-2	-0.5	1	0
9/17 vs. Oak.									ACTIVE, DID NOT PLAY						
9/24 @ Cle.									ACTIVE, DID NOT PLAY						
10/1 vs. Cle.									ACTIVE, DID NOT PLAY						
10/9 @ Den.									ACTIVE, DID NOT PLAY						
10/15 vs. Car.	31	17	226	54.8	7.29	3	1	62t	2/9	97.0	6	27	4.5	10	0
10/29 @ NO									ACTIVE, DID NOT PLAY						
11/5 vs. Cin.									ACTIVE, DID NOT PLAY						
11/12 @ Ten.									ACTIVE, DID NOT PLAY						
11/19 vs. Atl.									ACTIVE, DID NOT PLAY						
11/26 vs. Pit.	3	3	211	100.0	7.00	0	0	11	0/0	95.8	3	-3	-1.0	-1	0
11/30 @ Cin.									ACTIVE, DID NOT PLAY						
12/10 @ KC									ACTIVE, DID NOT PLAY						
12/17 vs. Cle.	21	13	238	61.9	11.33	2	1	77t	1/7	112.8	9	12	1.3	10	0
12/24 @ Pit.	0	0	0	0	0	0	0	--	0	0	0	0	0.0	0	0
12/31 vs. Buf.									ACTIVE, DID NOT PLAY						
Totals	55	33	485	60.0	8.82	5	2	77t	3/16	104.0	22	34	1.5	10	0

Playoffs

1/13/07 vs. Ind.

Totals

2005

Game-by-Game

Ravens

PASSING

Date/Opp.	Att.	Comp.	Yards	Pct.	Att.	TD	Int.	LG	Sack/ Yards	Rating	RUSHING Att.	Yards	Avg.	LG	TD
9/11 vs. Ind.	23	15	141	65.2	6.13	0	1	28	1/10	63.9	1	2	2.0	2	0
9/18 @ Ten.									INACTIVE - TOE						
10/2 vs. NYJ									INACTIVE - TOE						
10/9 @ Det.									INACTIVE - TOE						
10/16 vs. Cle.									INACTIVE - TOE						
10/23 @ Chi.									INACTIVE - TOE						
10/31 @ Pit.									INACTIVE - TOE						
11/6 vs. Cin.									INACTIVE - TOE						
11/13 @ Jax.	33	19	142	57.6	4.30	0	3	35	4/32	30.1	2	9	4.5	7	0
11/20 vs. Pti.	36	21	163	58.3	4.53	1	1	17	5/26	67.2	6	17	2.8	6	0
11/27 @ Cin.	32	18	211	56.3	6.59	3	2	34t	3/22	81.6	4	10	2.5	6	0
12/4 vs. Hou.	33	17	198	51.5	6.00	0	0	35	4/33	70.0	3	11	3.7	6t	1
12/11 @ Den.	39	23	251	59.0	6.44	1	2	39t	2/0	65.2	2	3	1.5	2	0
12/19 vs. GB	27	19	253	70.4	9.37	3	0	34	0/0	136.8	1	9	9.0	9	0
12/25 vs. Min.	34	24	289	70.6	8.50	3	1	47t	2/10	113.5	2	1	0.5	2	0
1/1/06 @ Cle.	36	15	151	41.7	4.19	0	2	31	2/13	31.1	2	4	2.0	3	0
TOTALS	293	171	1,799	58.4	6.14	11	12	47t	23/146	71.8	23	66	2.9	9	1

2004

Game-by-Game

Ravens

PASSING

Date/Opp.	Att.	Comp.	Yards	Pct.	Att.	TD	Int.	LG	Sack/ Yards	Rating	RUSHING Att.	Yards	Avg.	LG	TD
9/12 @ Cle.	38	22	191	57.9	5.03	0	2	24	3/25	49.3	2	16	8.0	8	0
9/19 vs. Pit.	18	10	98	55.6	5.44	0	0	23	2/11	71.1	8	34	4.3	17	0
9/26 @ Cin.	18	11	126	61.1	7.00	1	0	46	2/0	100.7	4	24	6.0	19	1
10/4 vs. KC	17	10	154	58.8	9.06	1	0	57t	4/27	108.5	3	3	1.0	2	0
10/10 @ Was.	18	9	81	50.0	4.50	0	3	21	2/5	22.9	7	-6	-0.9	1	0
10/24 vs. Buf.	19	10	86	52.6	4.53	0	0	47	4/26	64.8	4	5	1.3	4	0
10/31 @ Phi.	38	24	223	63.2	5.87	1	1	52	2/9	77.0	1	7	7.0	7	0
11/7 vs. Cle.	30	17	142	56.7	4.73	0	0	19	1/8	69.0	2	1	0.5	1	0
11/14 @ NYJ	33	19	213	57.6	6.45	2	0	25	3/27	97.2	2	5	2.5	4	0
11/21 vs. Dal.	34	23	232	67.6	6.82	2	0	31t	1/4	106.5	3	9	3.0	7	0
11/28 @ NE	35	15	93	42.9	2.66	0	1	20	4/46	38.4	2	10	5.0	6	0
12/5 vs. Cin.	33	19	172	57.6	5.21	0	1	24	1/8	59.2	2	10	5.0	10	0
12/12 vs. NYG	34	18	219	52.9	6.44	4	0	37	4/35	112.3	4	19	4.8	6	0
12/19 @ Ind.	40	19	210	47.5	5.25	1	2	33	2/16	51.0	1	2	2.0	2	0
12/26 @ Pit.	32	18	177	56.3	5.53	0	1	22	0/0	59.0	4	28	7.0	15	0
1/2/05 vs. Mia.	27	14	142	51.9	5.26	1	0	18	0/0	79.6	4	22	5.5	11	0
Totals	464	258	2559	55.6	5.52	13	11	57t	35/247	70.9	53	189	3.6	19	1



7 KYLE BOLLER

2003

Game-by-Game

Ravens

PASSING

Date/Opp.	Att.	Comp.	Yards	Pct.	Att.	TD	Int.	LG	Sack/ Yards	Rating	RUSHING				
											Att.	Yards	Avg.	LG	TD
9/7 @ Pit.	43	22	152	51.2	3.5	1	1	14	2/9	57.5	5	14	2.8	4	0
9/14 vs. Cle.	17	7	78	41.2	4.6	0	1	25	4/28	31.0	3	3	1.0	3	0
9/21 @ SD	21	12	98	57.1	4.7	1	1	25	1/1	65.2	3	0	0.0	2	0
9/28 vs. KC	26	15	140	57.7	5.4	0	3	32	3/16	33.0	3	15	5.0	15	0
10/12 @ Ari.	18	9	75	50.0	4.2	0	0	17	1/3	61.1	2	5	2.5	4	0
10/19 @ Cin.	27	15	302	55.6	11.2	2	1	73t	3/18.5	104.2	4	8	2.0	5	0
10/26 vs. Den.	27	15	137	55.6	5.1	1	0	33	2/8	81.9	3	11	3.7	5	0
11/2 vs. Jax.	23	10	156	43.5	6.8	1	1	47	0/0	63.0	6	4	0.7	3	0
11/9 @ STL	21	10	112	47.6	5.3	1	1	40	2/10	60.0	1	2	2.0	2	0
11/16 @ Mia.															
11/23 vs. Sea.															
11/30 vs. SF															
12/7 vs. Cin.															
12/14 @ Oak.															
12/21 @ Cle.	1	1	10	100	10.0	0	0	10	0/0	108.3	0	0	0.0	0	0
12/28 vs. Pit.															
Totals	224	116	1260	51.8	5.6	7	9	73t	18/93.5	62.4	30	62	2.1	15	0
Playoffs															
1/3/04 vs. Ten.															
Totals	0	0	0	0.0	0.0	0	0	0	0/0	0	0	0	0.0	0	0

7 KYLE BOLLER

REGULAR SEASON

PASSING

Year	Team	GP	GS	Att.	Comp.	Pct.	Yds.	Avg./		INTs	LG	Sacks/ QB	
								Att.	TD			Yards	Rating
2003	Baltimore	11	9	224	116	51.8	1,260	5.63	7	9	73t	17/92	62.4
2004	Baltimore	16	16	464	258	55.6	2,559	5.52	13	11	57t	35/247	70.9
2005	Baltimore	9	9	293	171	58.4	1,799	6.14	11	12	47t	23/146	71.8
2006	Baltimore	5	0	55	33	60.0	485	8.82	5	2	77t	3/16	104.0
Totals		41	34	1,036	578	55.8	6,103	5.89	36	34	77t	78/501	71.0

CAREER SINGLE-GAME HIGHS (regular season)

Most Attempts:

43 (9/7/03 at Pit.)

Most Completions:

24 2 times (last: 12/25/05 vs. Min.)

Most Yards Passing:

302 (10/19/03 at Cin.)

Most Touchdowns:

4 (12/12/04 vs. NYG)

Longest Gain:

77t yards (12/17/06 vs. Cle.)

RUSHING

Year	Team	GP	GS	No.	Yds.	Avg.	LG	TD
2003	Baltimore	11	9	30	62	2.1	15	0
2004	Baltimore	16	16	53	189	3.6	19	1
2005	Baltimore	9	9	23	66	2.9	9	1
2006	Baltimore	5	0	22	34	1.5	10	0
Totals		41	34	128	351	2.7	19	2

7 KYLE BOLLER



60 JASON BROWN

CENTER/GUARD

YEARS IN NFL: 3

HT: 6-3

WT: 320

COLLEGE: NORTH CAROLINA

HS: NORTHERN VANCE (HENDERSON, NC)

BORN: 5/5/83, HENDERSON, NC

JOINED RAVENS: DRAFT 4 (124TH), 2005

GAMES PLAYED/STARTED: (2005, 6/1); (2006, 16/12) **Totals: 22/13**

PLAYOFFS: (2006, 1/1) **TOTAL 1/1**

TRANSACTIONS: Jason Brown was the 124th-overall selection (4th round) of the 2005 NFL Draft...Brown is the 1st-ever Raven drafted from the University of North Carolina and the 2nd of 2 lineman picked by the team in the 2005 draft (T Adam Terry 2b – 64th overall).

PRO: A versatile and powerful athlete who stepped into a starting role and flourished in 2006...Saw action in all 16 games, starting 12 at LG, filling in admirably for the injured Edwin Mulitalo and helped protect Ravens QBs, allowing just 17 sacks, the 2nd-fewest (Ind. - 15) in the NFL in 2006...Also helped pave the way for the Ravens to rush for 1,637 yards and 11 TDs...Started his *1st-career postseason game* in 2006...Has a great burst off the line and brings consistency to the Ravens' offense...Saw action in 6 games, starting 1 as a rookie in 2005.

2006: Saw action in all 16 regular season games, starting 12 at LG for an injured Edwin Mulitalo and helped protect Ravens QBs, allowing just 17 sacks, the 2nd-fewest (Ind. - 15) in the NFL in 2006...Helped pave the way for the Ravens to rush for 1,637 yards

and 11 TDs...Also started 1 postseason game for the Ravens...

2006 SEASON HIGHLIGHTS: Started his *1st-career playoff game* at LG and helped pave the way for the Ravens to average 4.2 yards per carry (20 att. for 83 yards), and protected QB Steve McNair, allowing him to complete 62.1% of his passes to 7 different players in the **Divisional Playoff game vs. Ind. (1/13/07)**...Started at LG and was part of a line that did not allow a sack for the 6th game in 2006 in the 19-7 win in the **season finale vs. Buf. (12/31)**...Started at LG and helped protect QB Steve McNair, not allowing a sack for the 4th time in the last 5 games, as McNair completed 67.7% of his passes for 256 yards and 3 TDs in the 31-7 win in **game 15 at Pit. (12/24)**...Started

at LG and paved the way for the Ravens to average 4.1 yards per carry, rushing for 142 yards, and helped protect Kyle Boller (Steve McNair left the game after the Ravens' 2nd series with a hand injury), allowing him to complete 62% of his passes for 238 yards and 2 TDs, including a career-long 77-yard TD strike to WR Demetrius Williams in the 27-17 win in **game 14 vs. Cle. (12/17)**...Started at LG and helped pave the way for Jamal Lewis to rush for 91 yards and a career-high tying 3 TDs and protected Steve McNair, allowing him to post an 89.9 QB rating, completing 70.6% of his passes for 236 yards and no INTs in the 24-10 win in **game 10 vs. Atl. (11/19)**...Started at LG and helped pave the way for the Ravens to average 4.1 yards per carry (25 for 103) in **game 5 at Den. (10/9)**...Subbed in the 4th quarter for an injured Edwin Mulitalo (triceps)...Helped protect QB Steve McNair on the game's final drive, allowing the Ravens to score a TD with 34 seconds remaining for their 2nd come-from-behind victory in as many weeks, with a 16-13 win in **game 4 vs. SD (10/1)**.

2005: Saw action in 6 games as a rookie, starting 1...**2005 SEASON HIGHLIGHTS:** Played on special teams and subbed from scrimmage when Edwin Mulitalo left the game with an injured knee for 1 series in **game 15 vs. Min. (12/25)**...*Started his 1st-career game* at LG for an injured Edwin Mulitalo (knee) and helped protect Kyle Boller, allowing him to throw for 251 yards and a TD in **game 13 at Den. (12/11)**...Saw action on special teams in the 16-13 OT win in **game 10 vs. Pit. (11/20)**...Was a game-day inactive in **games 7-9**...Saw the 1st action of his career on special teams in **game 6 at Chi. (10/23)**...Was a game-day inactive in **games 3-5**...Was active, but did not play in **game 2 at Ten. (9/18)** and in **game 1 vs. Ind. (9/11)**.

COLLEGE: Three-year starter at center for the Tarheels after switching from tackle just before his sophomore year...Started 36 consecutive games at center, earning 1st-team All-America honors from the *NFL Draft Report* as a senior...Also earned 1st-team All-ACC honors in

OFF THE FIELD

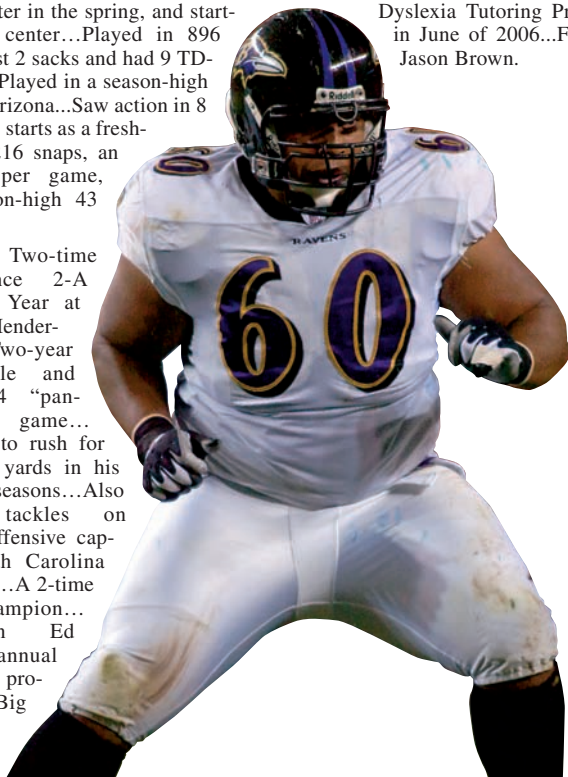
Jason participated in "Shop with a Raven," when players hosted dependents of military personnel, taking the children shopping with a \$100 holiday gift certificate in December of 2006.



2004...Allowed only 3 sacks, including 0 in his final 2 seasons, while participating in 2,631 plays in 44 career games...Notched 266 “knockdown” blocks with the Tar Heels, including 142 as a senior...Has excellent quickness and is noted for his strength...Earned 1st-team All-America honors from the *NFL Draft Report* and earned 1st-team All-ACC honors as a senior...Started all 12 games and led all Division I-A centers with a North Carolina season-record 142 knock-down blocks...Did not allow a sack as a senior, while appearing in 701 plays...Helped the offense average 390.7 yards per game, 17 TD-resulting blocks (42.5% of the Tar Heels’ TDs)...Had 10 knockdown blocks, and helped pave the way for the Carolina offense to rack up 356 total yards against North Carolina State’s No. 2 nationally-ranked defense...Started all 12 games at center, appearing in 818 plays (most of any Tar Heel offensive player), and did not allow a sack all season...Helped pave the way for Carolina’s offense to average over 150 yards rushing per game, its highest average since 1995...Produced 128 knockdown blocks, including 12 TD-resulting blocks as a junior...Switched from tackle to center in the spring, and started 12 games at center...Played in 896 snaps, allowing just 2 sacks and had 9 TD-resulting blocks...Played in a season-high 87 snaps against Arizona...Saw action in 8 games, including 3 starts as a freshman...Played in 216 snaps, an average of 27 per game, including a season-high 43 against Virginia.

PERSONAL: Two-time North Conference 2-A Lineman of the Year at Northern Vance (Henderson, NC) HS...Two-year starter at tackle and DT...Averaged 4 “pancake” blocks a game...Helped his team to rush for more than 3,000 yards in his junior and senior seasons...Also recorded 73 tackles on defense...Voted offensive captain of the North Carolina Shrine Bowl team...A 2-time discus state champion...Participated in Ed Multitalo’s 3rd annual luau in 2005 with proceeds benefiting Big Ed’s Band Foundation...

Worked with volunteers from the NFL and United Way Hometown Huddle in September and October (2005) to help refurbish a home in the Sandtown community of Baltimore...Also in December of 2005, joined Will Demps and teammates to serve as personal shoppers for 50 Baltimore youth, who received \$100 gift certificates from Wal-Mart and Demps...Brown participated in “Shop with a Raven,” where players hosted dependants of military personnel and took the children shopping with a \$100 gift certificate each to Dick’s Sporting Goods for the holidays in December of 2006...Also participated (2005 and ‘06) in the annual Holiday Helpers, an event hosted by Derrick Mason, Samari Rolle and Kyle Boller, where they provided \$150 gift certificates and served as personal shoppers for underprivileged children in the Baltimore area...Took part in the Football 101 Festival in November of 2006 where he signed autographs and interacted with fans...Visited the Baltimore VA Medical Center in November of 2006...Took part in the Ravens’ annual Goodwill Gridiron Halloween Party in October of 2006...Brown took part in the United Way’s Extreme Makeover of a Baltimore City house and attended the Dyslexia Tutoring Program dinner in June of 2006...Full name: JW Jason Brown.





65 CHRIS CHESTER

CENTER/GUARD

YEARS IN NFL: 2

HT: 6-3

WT: 305

COLLEGE: OKLAHOMA

HS: TUSTIN (CA)

BORN: 1/12/83, TUSTIN, CA

JOINED RAVENS: DRAFT 2 (56TH), 2006

GAMES PLAYED/STARTED: (2006, 11/4) **TOTAL 11/4**

PLAYOFFS: (2006, 1/0) **TOTAL 1/0**

TRANSACTIONS: Chester was the 56th selection (2nd round) of the 2006 NFL Draft...He is the 6th Raven to be drafted out of Oklahoma (WR Mark Clayton, 1st round, and LB Dan Cody, 2nd round, in the 2005 draft; TE Trent Smith – 7th round in 2003; DT Martin Chase – 5th round and T Sammy Williams – 6th round in the 1998 draft).

PRO: A versatile and explosive athlete who can play both G and C positions...Powerful and quick off the ball, Chester gained valuable playing time as a rookie, seeing action in 11 games, starting 4...Helped protect Ravens QBs, allowing just 17 sacks, the 2nd-fewest (Ind. - 15) in the NFL in 2006...Also helped pave the way for the Ravens to rush for 1,637 yards and 11 TDs.

2006: Saw action in 11 games, starting 4...Helped protect Ravens QBs, allowing just 17 sacks, the 2nd-fewest (Ind. - 15) in the NFL in 2006...Also helped pave the way for the Ravens to rush for 1,637 yards and 11 TDs...**2006 SEASON HIGHLIGHTS:** Started at LG and was part of a line that did not allow a sack for the 6th game in 2006 in the 19-7 win in the **season finale vs. Buf. (12/31)**...Saw action on special teams in the 27-17 win in **game 14 vs. Cle. (12/17)**...Started at RG for the injured

Keydrick Vincent and helped protect QB Steve McNair, not allowing a sack in **game 12 at Cin. (11/30)**...Started at RG and helped protect the Ravens' QBs, not allowing a sack, and paved the way for 114 rushing yards in the 27-0 win in **game 11 vs. Pit. (11/26)**...**Started his 1st-career game** at RG and helped Jamal Lewis rush for 91 yards and a career high tying 3 TDs and protected Steve McNair, allowing him to post an 89.9 QB rating, completing 70.6% of his passes for 236 yards and no INTs in the 24-10 win in **game 10 vs. Atl. (11/19)**...**Saw his 1st-career NFL action** on special teams in **game 5 at Den. (10/9)**...Was a game-day inactive in the 28-6 win in **game 2 vs. Oak. (9/17)**...Was a game-day inactive in the 27-0 win in the **season opener at TB (9/10)**.

COLLEGE: Found a home on the OL as a senior...Came to the Sooner program as a 220-pound TE, adding over 60 pounds during college...Moved to OL as a senior and appeared in 9 games, starting 4 at RG and 3 at center...Collected 25 knockdown blocks for a Sooner offense that averaged 355.1 yards per game...Played on 398 snaps...Posted 5 TD-resulting blocks...Used mostly on special teams as a junior and saw minimal action in 2 games...Appeared in 9 games as a reserve TE as a sophomore...Only stats came on special teams, making 1 tackle...Played in 7 games as a reserve TE as a redshirt freshman, catching 2 passes for 25 yards (12.5 avg.) and a TD...Caught a 4th-quarter, 14-yard TD pass off a FG at Missouri to give the Sooners a come-from-behind victory...Posted an 11-yard catch vs. Texas Tech...Redshirted as a freshman in 2001.

PERSONAL: Two-time Golden West All-League and 1st-team All Orange County selection by the Los Angeles Times...Chester was rated the 8th-best TE in the nation by *Rivals.com* during his senior year at Tustin (CA) HS...Gained 815 yards with 11 TDs receiving as a senior, and rushed for 450 yards and 5 scores...Earned the League Defensive Player of the Year honors as a small forward on the Tustin basketball team as a junior...Was an accomplished basketball player and discus thrower...Chester participated in the Ravens' annual Goodwill Gridiron Halloween party benefiting Goodwill Industries in October of 2006...Political science major at Oklahoma...Chris and his wife, Kirbie, have a son, Sean Hendrix...Full name is: Christopher Sean Chester.

OFF THE FIELD

Chris, dressed as Spiderman, joined his teammates at the Ravens' annual Goodwill Gridiron Halloween Party benefiting Goodwill Industries on October 30, 2006.





89 MARK CLAYTON

WIDE RECEIVER

YEARS IN NFL: 3

HT: 5-10

WT: 195

COLLEGE: OKLAHOMA

HS: SAM HOUSTON (ARLINGTON, TX)

BORN: 7/2/82, OKLAHOMA CITY (OK)

JOINED RAVENS: DRAFT 1 (22ND), 2005

GAMES PLAYED/STARTED: (2005, 14/10); (2006, 16/12) **Totals:** 30/22

TRANSACTIONS: Mark Clayton was the 22nd selection (1st round) of the 2005 NFL Draft...Clayton was the 4th Raven to be drafted from Oklahoma (DT Martin Chase - 5th round and T Sammy Williams - 6th round in 1998, and TE Trent Smith - 7th round in 2003).

PRO: Dynamic playmaker with explosive speed and sure hands...Clayton played in all 16 games, starting a *career-high 12*, while posting 67 receptions for a *team-leading 939 yards* and 5 TDs, *all career highs* in 2006...Also led the team with a *career-high 4 100-yard* receiving games...Clayton produced the best rookie campaign for a WR in Ravens franchise history in 2005, setting *Ravens rookie records with 44 receptions for 471 yards* and 2 receiving TDs...Clayton also carried the ball 8 times for 33 yards and 1 TD and returned 6 punts for 30 yards.

2006: Saw action in all 16 games, starting a *career-high 12*, posting *career highs* with *67 receptions* for a *team-leading 939 yards* and *5 TDs*...Clayton was responsible for 42 1st downs and his *career-long 87-yard TD catch* (at KC, 12/10) marks the 2nd-longest completion in team history...**2006 SEASON HIGHLIGHTS:** Saw action off the bench (Ravens started in a 3-TE set) and led the team with 6 receptions for 73 yards (12.2 avg.) with 3 good for 1st downs in his *1st-career play-off game* in the **Divisional Playoff game vs. Ind. (1/13/07)**...Started and led the team with 7 receptions for 108 yards (his 4th 100-yard game of the year) and 1 TD in the 31-7 win in **game 15 at Pit. (12/24)**...Started and tied for the team lead (Derrick Mason) with 5 receptions for 112 yards (his 3rd 100-yard receiving game of the season), including a *career-long 87 yard TD catch* and run in the 20-10 victory in **game 13 at KC (12/10)**...Clayton was also responsible for 3 1st downs against the Chiefs...Saw action off the bench (Ravens started in a 2-TE set), and finished 2nd on the team with 7 receptions for a *career-high 125 yards*, including a then-career-long 65-yard TD catch in the 27-26 victory in **game 9 at Ten. (11/12)**...His 65-yard TD score was his 2nd 60-plus-yard TD catch in the last 5 games (62t vs. Car. -10/15)...Started at WR and tied for the team lead (Todd Heap) with 5 receptions for 101 yards (2nd-highest total of his career), with a long of 62 (longest of his career) and a *career-high 2 TD receptions* in **game 6 vs. Car. (10/15)**...Started and led the Ravens with a *career-high 8 receptions* for 74 yards...Six of his 8 receptions went for 1st downs in the 15-14 victory in **game 3 at Cle. (9/24)**...Clayton posted 4 receptions in the 4th quarter, 3 good for 1st downs (all 3 conversions were on 3rd down) including 2 on the game-winning drive against the Browns.

2005: Finished an impressive rookie season, ranking 3rd on the team in receiving, setting *Ravens rookie records with 44 receptions for 471 yards* and 2 receiving TDs...Clayton also carried the ball 8 times for 33 yards and 1 TD, and returned 6 punts for 30 yards...**2005 SEASON HIGHLIGHTS:** Turned in a stellar performance, pulling in 5 receptions for 90 yards (3 good for 1st downs), including a *team season-long and career-long 47-yard TD grab* in the 3rd quarter in **game 15 vs. Min. (12/25)**...Scored his *1st-career rushing TD* on an 11-yard scamper in the 1st quarter, finishing the game with 3 rushes for 14 yards and 2 receptions for 24 yards in the 48-3 victory in **game 14 vs. GB (12/19)**...Started and *tied his own rookie-franchise-record with 7 receptions* (4 good for 1st downs) for a *rookie-franchise-record 105 yards* (1st Ravens 100-yard receiving game since Marcus Robinson had 6 receptions for 102 yards in OT win vs. Pit. 12/28/03) and hauled in his *1st-career TD* on a 39-yarder in the 4th quarter in **game 13 at Den. (12/11)**...With his day against Denver, Clayton also set a new rookie franchise record for most receptions in a season...Saw action off the bench and earned the offensive game ball as he led the team with 7 receptions for 86 yards in **game 12 vs. Hou. (12/4)**...Clayton pulled in his final reception and rumbled 35 yards down to the 10-yard line (the ball was moved back to the 20 due to a penalty), setting up the game-winning FG...Also carried the ball 1 time for 5 yards against the Texans...Was a game-day inactive (ankle) in **game 7 at Pit. (10/31)** and in **game 6 at Chi. (10/23)**...*Started his 1st-career game* and had a reception for

OFF THE FIELD

Mark Joined forces with LB Ray Lewis for a Thanksgiving distribution on November 21, 2006. The pair provided holiday meals for 400 needy Baltimore families.


89 MARK CLAYTON

4 yards in **game 3 vs. NYJ (10/2)**...Saw his *1st NFL action* off the bench in **game 1 vs. Ind. (9/11)**...Pulled in 5 receptions for 44 yards against the Colts.

COLLEGE: Two-time 1st-team All-America choice and 2-time consensus 1st-team All-Big 12...Left Oklahoma as the career record holder for receptions (221), receiving yards (3,241) TD catches (31) and 100-yard receiving games (15)...Clayton played in 52 career games for the Sooners, starting 36 and averaged a TD every 7 receptions...His 31-career TDs smashed the previous record of 16 held by former Ravens TE Trent Smith...First-team All-America selection by the *NFL Draft Report* and the American Football Coaches Association, while earning Consensus 1st-team All-Big 12 honors as a senior...Led the team with 66 receptions (2nd in school history only to his 83 in 2003) for 876 yards (13.3 avg.) and 8 TDs...Also had 7 punt returns for 101 yards (14.4 avg.) and 1 TD...First-team All-America by *The Sporting News*, *CBS Sportsline.com* and *Rivals.com*, while earning 2nd-team All-America honors by the Walter Camp Foundation as a junior...Was also a consensus 1st-team All-Big 12 selection...Was 1 of 3 finalists for the Biletnikoff Award as the nation's top receiver...Posted the best season ever by an Oklahoma receiver when he set school records for career receiving yards (2,333), season receiving yards (1,425), receiving yards in a game (190), most receptions in a season (83), most TD receptions in a career (23) and a season (15), as well as career 100-yard receiving games (11) in a season...His 83 receptions broke former Ravens TE Trent Smith's record of 66 set in 2001...Had a TD grab in 8 straight games...Had 8 100-yard receiving games, including 4 of the last 5 games of the season...Ranked 4th in the nation with 107.2 receiving yards per game...Saw action in 12 games, starting 1 as he tied for the team lead with 5 TD catches as a sophomore...Grabbed 26 receptions for 416 yards (16.0 avg.)...All-Big 12 honorable mention by the AP and Big 12 Conference coaches as a red-shirt freshman in 2001...Also named OU's Offensive Newcomer of the Year...Set Oklahoma freshman records with 45 receptions and 519 receiving yards...His 45 catches ranked

No. 6 for a season at OU...Established a freshman single-game best with 8 receptions against Baylor...Had 4 games with at least 6 catches...Had 6 receptions for 65 yards against Texas...Scored his 1st-career TD on an 8-yard grab against Air Force...Red-shirted as a true freshman in 2000...Majored in communications.

PERSONAL: Member of the *Dallas Morning News* Top 100, *Rivals.com* Texas 100 and *PrepStar* All-Midlands Region squad out of Sam Houston (Arlington, TX) HS...Was the 2nd-leading receiver in District 7-5A as a senior after catching 55 passes for 831 yards and 13 TD...Earned All-District and All-Area honors as a senior...Was honorable mention All-State and 1st-team All-District at WR...Was also a stand-out in track...Has a 38-inch vertical leap...In September 2005, helped refurbish a home in the Sandtown community of Baltimore with Habitat for Humanity...This was part of the Ravens' 6-week project, which led to the annual NFL/United Way Hometown Huddle...Held his inaugural Thanksgiving distribution, providing 300 needy families with a 12-14 lb. turkey, bread and rolls, toiletries and other necessary items for the '05 holidays...Was a guest speaker about life in the NFL with former teammate Will Demps in a lecture series at Towson University in November of 2005...In the same month, presented an assembly with Daniel Wilcox to Maryland high school students about how to Realize, Improve, Share and Expand (R.I.S.E.) their talents...In December of 2005, visited Living Classrooms and spoke to Crossroads Middle School students and participants in the Fresh Start program...Was 1 of several Ravens personal shopping partners to 100 children as part of the inaugural Holiday Helpers event of teammates Derrick Mason and Samari Rolle...In the offseason, was a part of the Oklahoma Aids Care Fund fundraising efforts...Along with Kyle Boller and Todd Heap, co-hosted the Goodwill Industries Gridiron Halloween Party in October of 2005 and 2006...Funds raised supported the many Goodwill programs...Clayton took part in the Mom's Squad Holiday Party in Dec. 2006...He also took part in the Ravens ACT Auction Party along with other Ravens players with foundations in December of 2006...Joined forces with Ray Lewis for a Thanksgiving distribution in Nov. 2006,



89 MARK CLAYTON

where they provided holiday meals for 400 Baltimore families...Produced 'The Proverbs', a gospel-inspired play written by a former Oklahoma teammate...Brought the play to Baltimore and provided a free viewing to Police Athletic League youth...Is also a mainstay in a reading program where he visits different Baltimore area libraries...Clayton also visits many schools, including Gilman, Bellows Spring Elementary and William Winchester Elementary to help mentor young students...Married the former Tanika Henry in Jan. 2007...Full name: Mark Jermain Clayton.

2006 Game-by-Game Ravens										
Receiving					Rushing					
Date/Opp.	Rec.	Yds	Avg.	LG	TDs	No.	Yds	Avg.	LG	TDs
9/10 @ TB	2	18	9.0	11	0	1	-8	-8.0	-8	0
9/17 vs. Oak.	1	30	30.0	30	0	0	0	0.0	0	0
9/24 @ Cle.	8	74	9.3	16	0	1	-6	-6.0	-6	0
10/1 vs. SD	4	37	9.3	17	0	1	-3	-3.0	-3	0
10/9 @ Den.	5	27	5.4	8	0	0	0	0.0	0	0
10/15 vs. Car.	5	101	20.2	62t	2	0	0	0.0	0	0
10/29 @ NO	1	17	17.0	17	0	0	0	0.0	0	0
11/5 vs. Cin.	8	73	9.1	18	0	0	0	0.0	0	0
11/12 @ Ten.	7	125	17.9	65t	1	2	-7	-3.5	3	0
11/19 vs. Atl.	5	89	17.8	42	0	1	-5	-5.0	-5	0
11/26 vs. Pit.	2	31	15.5	18	0	0	0	0.0	0	0
11/30 @ Cin.	4	29	7.3	13	0	0	0	0.0	0	0
12/10 @ KC	5	112	22.4	87t	1	0	0	0.0	0	0
12/17 vs. Cle.	1	42	42.0	42	0	1	-1	-1.0	-1	0
12/24 @ Pit.	7	108	15.4	35t	1	0	0	0.0	0	0
12/31 vs. Buf.	2	26	13.0	20	0	0	0	0.0	0	0
Totals	67	939	14.0	87t	5	7	-30	-4.3	3	0
Playoffs										
1/13/07 vs. Ind.	6	73	12.2	21	0	0	0	0.0	0	0
Totals	6	73	12.2	21	0	0	0	0.0	0	0

2005 Game-by-Game Ravens										
Receiving					Rushing					
Date/Opp.	Rec.	Yds	Avg.	LG	TDs	No.	Yds	Avg.	LG	TDs
9/11 vs. Ind.	5	44	8.8	12	0	0	0	0.0	0	0
9/18 @ Ten.	2	17	8.5	13	0	0	0	0.0	0	0
10/2 vs. NYJ	1	4	4.0	4	0	0	0	0.0	0	0
10/9 @ Det.	3	21	7.0	11	0	0	0	0.0	0	0
10/16 vs. Cle.	1	9	9.0	9	0	0	0	0.0	0	0
10/23 @ Chi.	INACTIVE - ANKLE									
10/31 @ Pit.	INACTIVE - ANKLE									
11/6 vs. Cin.	0	0	0.0	0	0	0	0	0.0	0	0
11/13 @ Jax.	2	3	1.5	5	0	1	0	0.0	0	0
11/20 vs. Pit.	4	43	10.8	16	0	0	0	0.0	0	0
11/27 @ Cin.	2	14	7.0	8	0	1	6	6.0	6	0
12/4 vs. Hou.	7	86	12.3	35	0	1	5	5.0	5	0
12/11 @ Den.	7	105	15.0	39t	1	1	10	10.0	10	0
12/19 vs. GB	2	24	12.0	14	0	3	14	4.7	11t	1
12/25 vs. Min.	5	90	18.0	47t	1	1	-2	-2.0	-2	0
1/1/06 @ Cle.	3	11	3.7	6	0	0	0	0.0	0	0
Totals	44	471	10.7	47t	2	8	33	4.1	11t	1

89 MARK CLAYTON

REGULAR SEASON

RECEIVING

Year	Team	GP	GS	No.	Yds.	Avg.	LG	TD
2005	Baltimore	14	10	44	471	10.7	47t	2
2006	Baltimore	16	12	67	939	14.0	87t	5
Totals		30	22	111	1,410	12.7	87t	7

SPECIAL TEAMS TACKLES (2): 2005 (2)

CAREER SINGLE-GAME HIGHS (regular season)

Receptions:

8 2 times (Last: 11/5/06 vs. Cin.)

Yardage:

125 (11/12/06 at Ten.)

Long Gain:

87t (12/10/06 at KC)

Touchdowns:

2 (10/15/06 vs. Car.)

RUSHING

Year	Team	GP	GS	No.	Yds.	Avg.	LG	TD
2005	Baltimore	14	10	8	33	4.1	11t	1
2006	Baltimore	16	12	7	-30	-4.3	3	0
Totals		30	22	15	3	0.2	11t	1

Additional Statistics: Had 6 punt returns for 30 yards (5.0 avg.), with a long of 10 and 2 fair catches in 2005.

POSTSEASON

RECEIVING

Year	Team	GP	GS	No.	Yds.	Avg.	LG	TD
2006	Baltimore	1	0	6	73	12.2	21	0
Totals		1	0	6	73	12.2	21	0

89 MARK CLAYTON



53 DAN CODY

OUTSIDE LINEBACKER

YEARS IN NFL: 3

HT: 6-5

WT: 255

COLLEGE: OKLAHOMA

HS: ADA (OK)

BORN: 12/1/81, ADA, OK

JOINED RAVENS: DRAFT 2A (53RD), 2005

GAMES PLAYED/STARTED: (2005, IR); (2006, 2/0) **Totals: 2/0**

TRANSACTIONS: Dan Cody was the 53rd selection (2nd round) of the 2005 NFL Draft...Cody was the 2nd Raven in the 2005 draft to come from Oklahoma (Mark Clayton, 1st round)...Was the 1st of 2 Ravens selections in the 2nd round...T Adam Terry was the 2nd (2B) via a trade with New England...Cody was the 5th player tabbed from Oklahoma in Ravens history (WR Mark Clayton, DT Martin Chase - 5th round and T Sammy Williams - 6th round in 1998, and TE Trent Smith - 7th round in 2003).

PRO: Talented athlete with a rare blend of speed, power and drive...Cody played both OLB and DE in his 1st NFL action in 2006, posting 1 tackle from scrimmage in 2 games before being placed on Injured Reserve...Missed his entire rookie season in 2005 after suffering a season-ending knee injury on the 1st day of training camp and was placed on Injured Reserve on 8/30/05.

2006: Saw action in 2 games, recording a tackle from scrimmage before being placed on Injured Reserve (knee) on 12/19...**2006 SEASON HIGHLIGHTS:** Placed on Injured Reserve (knee) on 12/19...Was a game-day inactive (knee) in **games 12-14**...Subbed, but did not record a tackle before he left the game in the 1st quarter following a knee injury in the 27-0 win in **game 11 vs. Pit. (11/26)**...Saw action in his 1st-career NFL game and posted his **1st-career tackle** as he helped hold the NFL's No. 1-rated rushing attack to its lowest total all season (104 yards) in the 24-10 win in **game 10 vs. Atl. (11/19)**...Was a game-day inactive in **games 1-9**.

2005: Missed his entire rookie season after suffering a season-ending knee injury on the 1st day of training camp and was placed on Injured Reserve on 8/30/05.

COLLEGE: Two-year starter as a Sooner...Played in 42 games and registered 117 total tackles (61 solo) with 25 sacks (-162 yards), 49 TFL (-209 yards), 42 QB pressures, 2 FRs, 2 FFs and 5 PD...His 25 sacks ranked 2nd in school history behind Cedric Jones (31.5, 1992-95)...His 41 TFL ranked 6th in Oklahoma annals...All-American 1st-team choice by the *Football Writers Association*, adding 3rd-team honors from *The NFL Draft Report* as a senior...Finalist for the Ted Hendricks Award, given to the nation's premier DE...Unanimous All-Big 12 Conference 1st-team pick...All-Big 12 (coaches) and All-Big 12 (AP)...Started 12 games...Recorded 42 tackles (25 solo) with 10 sacks (-66 yards), 17 TFL (-83 yards) and 12 QB pressures...His career-high-tying 10 sacks ranked 5th on the school's season-record list, topped only by Cedric Jones (11 in 1995, 14 in 1994), Aubrey Beavers (11.5 in 1992) and Martin Chase (14 in 1997)...Consensus All-Big 12 Conference 1st-team selection as a junior...Second-team Academic All-Big 12 choice...Started and played in 13 games and had a stellar season, as he was 1 of 6 finalists for the Ted Hendricks Award...Added 43 tackles (24 solo) from his weakside DE position...Had 2 FF...Saw action as a key reserve at DE, appearing in 8 games as a sophomore...Finished with 16 tackles (8 solo), 3 sacks (-18 yards), 5 TFL (-20 yards) and 10 QB pressures...Recovered 1 fumble and had 2 PD...Was a medical red-shirt after 1st game...Played in 8 regular season games as a sophomore in 2000...One of 3 freshmen to see playing time with the Sooner defense...Recorded 11 tackles (3 solo) with 2 sacks (-13 yards) and 1 FR. **PERSONAL:** Attended Ada (OK) HS...First-team All-State TE by the state's coaches and *Tulsa World*...Member of the *Daily Oklahoman's* Red-Chip List...Played 8 positions, including QB, RB, FB, TE, WR, LB, DE and FS...All-State TE and District 5A-3 Defensive Player of the Year...Ranked 3rd in Class 5A in receiving with 18 catches for 535 yards and 7 TDs and recorded 65 tackles with 5 PD, as he helped his team to an 11-1 record and an appearance in the state quarterfinals as a senior...Was a sociology major at Oklahoma...Full name: Daniel Price Cody.

REGULAR SEASON

Year	Team	GP	GS	TT	TACKLES			INTERCEPTIONS					FUMBLES			
					Solo	Asst	SK	Yards	No	Yds	Lg	TDs	PD	FF	FR	Yds
2005	Baltimore	INJURED RESERVE - KNEE														
2006	Baltimore	2	0	1	0	1	0	0	0	0	0	0	0	0	0	0
Totals		2	0	1	0	1	0	0	0	0	0	0	0	0	0	0





30 P.J. DANIELS

RUNNING BACK

YEARS IN NFL: 2

HT: 5-10

WT: 214

COLLEGE: GEORGIA TECH

HS: ELSIK (HOUSTON, TX)

BORN: 12/21/82, HOUSTON, TX

JOINED RAVENS: DRAFT 4 (132ND), 2006

GAMES PLAYED/STARTED: (2006, 0/0) **Total 0/0**

TRANSACTIONS: P.J. Daniels was picked with the 132nd-overall selection in the 4th round of the 2006 NFL Draft, 1 of the Ravens' 4 compensatory picks...Daniels was the 2nd player in franchise history to be tabbed out of Georgia Tech – LB Ron Rogers, 6th round (154th overall) in 1998...His college teammate, S Dawan Landry, was drafted by the Ravens in the 5th round in 2006.

PRO: Possesses superior speed and soft hands out of the backfield...Was on the 53-man roster all year as a rookie, but was never on the 45-man active game day roster...Daniels finished his career as the 4th-leading rusher in Georgia Tech history...Daniels is a former college walk-on who earned a scholarship following the 2002 season.

2006: Was on the 53-man roster all year as a rookie, but was never on the 45-man active gameday roster...**2006 SEASON HIGHLIGHTS:** Was a game-day inactive for the **Divisional Playoff game vs. Ind. (1/13/07)** and all **16 regular season games**.

COLLEGE: Two-time All-ACC tailback (1st team in 2003 and 2nd-team in 2005), who finished his career as the 4th-leading rusher in Georgia Tech history...Daniels is a former college walk-on who earned a scholarship following the 2002 season...Finished his career ranked 3rd in Georgia Tech history with 23 rushing TDs...Finished his career with 3,912 all-purpose yards, ranking him 5th on the Yellow Jackets' list...Also ranks 2nd in school history with 16 100-yard rushing games...Saw action in 44 games, starting 29 at Tech, and finished with 3,340 yards rushing on 707 carries (4.7 avg.)...Also pulled in 56 passes for 369 yards and 3 TDs in his college career...Earned All-ACC 1st-team honors as a sophomore when he led the ACC and had the 4th-best season in school history with 1,447 rushing yards on 283 carries (5.1 avg.) and a career-high 10 TDs...Daniels also pulled in 19 passes for 88 yards and 1 TD as a sophomore...Earned 2nd-team All-Atlantic Coast Conference honors as a senior in 2005...Started 10 games and amassed 1,104 all-purpose yards, averaging 100.4 yards per game, good for 5th in the conference...Led the team with 198 carries for 930 yards and 3 TDs and finished as Tech's 3rd-leading receiver with 21 receptions for 174 yards...Only fumbled the ball 1 time in 219 carries...Ran for over 100 yards in 6 games...Played in 8 games, starting 7 as a junior in 2004...Gained 727 all-purpose yards and scored 54 points...Rushed for over 100 yards in 4 games, carrying the ball 154 times for 714 yards and 8 TDs...Also pulled in 11 receptions for 50 yards and a TD...Daniels also threw a pass for 13 yards and a TD...Named to the All-ACC 1st-team and gained 1,535 all-purpose yards, the 9th-best season total in school history, and ran for over 100 yards in 6 games as a sophomore in 2003...Became the 3rd Yellow Jacket to lead the league in rushing (Jerry Mays – 1989 and Rovert Lavette – 1982) as he rushed for a career-high 1,447 yards (5.1 avg.) and 10 TDs as a sophomore...His 1,447 yards rank 4th in ACC history...Averaged 22 carries per game, setting a Tech record with 283 attempts...Put an exclamation point on his season with 307 yards rushing and 4 TDs, which ranks as the 3rd-best rushing performance in school history...Daniels' effort also ranks as the 3rd-best rushing day in ACC history and set an NCAA record for rushing yards in a bowl game...Also tied the Tech record with 4 TDs, as he was named to ESPN.com's "All-Bowl" team...Played for Georgia Tech without a scholarship as a freshman in 2002...Was awarded a scholarship following the season...Posted 546 all-purpose yards as a sophomore...Finished as Tech's 4th-leading rusher with 255 yards with 2 TDs on 72 carries (3.5 avg.)...Also pulled in 5 receptions for 57 yards (11.4 avg.) and returned 11 KOs for 234 yards (21.3 avg.) as a redshirt freshman...Redshirted after making the team as a walk-on in 2001...Majored in management at Georgia Tech.

OFF THE FIELD

Daniels spoke to young men at the Baltimore City Juvenile Detention Center in December of 2006 about making smart life decisions.

PERSONAL: Attended Elsik (Houston, TX) HS, where he lettered 4 times and was named the team MVP as a senior...Rushed for 1,600 yards and played in the Houston North-South All-Star game as a senior...Was named to the 2003 and 2004 All-Academic football team and the 2003-04 ACC academic honor roll...Along with teammates David Pittman, Demetrius Williams and Derrick Martin, Daniels took a group of youngsters from the Sunshine Kids (a nonprofit organization dedicated to children with cancer) to Six Flags Amusement park to relax and have fun in May 2006...Full name: Prince Ahadzie Daniels, Jr.



81 DEVARD DARLING

WIDE RECEIVER

YEARS IN NFL: 4

HT: 6-1

WT: 215

COLLEGE: WASHINGTON STATE

HS: STEPHEN F. AUSTIN (HOUSTON, TX)

BORN: 4/16/82, BAHAMAS

JOINED RAVENS: DRAFT 3 (82ND), 2004

GAMES PLAYED/STARTED: (2004, 3/0); (2005, 10/0); (2006, 1/0) **Total 14/0**

TRANSACTIONS: Devard Darling was selected with the 82nd-overall pick in the 3rd round of the 2004 NFL Draft...The pick was obtained on a draft-day trade with the Minnesota Vikings for the Ravens' 88th (3rd round) and 155th-(5th round) overall selections in the 2004 draft...Darling was 1 of 13 WRs chosen in the 1st 3 rounds of the draft.

PRO: Speedy athlete with good football instincts...Saw action in 1 game, but did not record a reception in 2006...Saw action in 10 games, but did not record a pass reception in 2005...Saw action in 3 games as a rookie before being placed on Injured Reserve with a heel injury on 10/29...Had 2 receptions for 5 yards in 3 games as a rookie in 2004.

2006: Saw action in 1 game (the season opener), but did not record a reception...**2006 SEASON HIGHLIGHTS:** Was a game-day inactive in the **Divisional Playoff game vs. Ind. (1/13/07)**... Was a game-day inactive in **games 2-16**...Saw action in the 27-0 victory in the **season opener at TB (9/10)**, but did not record a reception.

2005: Saw action in 10 games, but did not record a pass reception...**2005 SEASON HIGHLIGHTS:** Played on special teams and from scrimmage in the 48-3 victory in **game 14 vs. GB (12/19)**...Saw action on special teams in the 16-15 victory in **game 12 vs. Hou. (12/4)**...Subbed from scrimmage and played on special teams in **game 6 at Chi. (10/23)**...Was a game-day inactive in **games 1-4**.

2004: Saw action in 3 games as a rookie...Pulled in 2 receptions for 5 yards before being placed on IR on 10/29/04 with a heel injury...**2004 SEASON HIGHLIGHTS:** Subbed both from scrimmage and on special teams in **game 4 vs. KC (10/4)**...Saw action off the bench and recorded his **1st-career reception**, finishing the game with 2 receptions for 5 yards in **game 3 at Cin. (9/26)**...Saw action in his **1st regular season NFL game in game 1 at Cle. (9/12)**...Did not record any stats.

COLLEGE: Finished his career with 106 receptions for 1,666 yards and 19 TDs, including 104 receptions and 1,630 yards and 18 TDs in his 2 years at Washington State...His 18-career TDs at WSU tied him for 2nd on the Cougars' all-time list and his 11 TD receptions in 2002 tied him for the most receiving TDs in a single season in school history...His 1,630 receiving yards ranked 11th on the school's all-time list...Transferred to Washington State in 2001 after his twin brother (Devaughn) and teammate at Florida State passed away. **PERSONAL:** Top WR prospect out of Stephen F. Austin (Houston, TX) HS, earning 3 varsity letters...Named to the all-district team as a senior...Also earned 2 track and 1 basketball letter...Bahamian government celebrated "Devard Darling Day" with a parade 3 weeks after the Ravens drafted him...Left WSU with 1 year of eligibility remaining...Along with Musa Smith, Devard visited John Archer School in Harford County, MD (school for children with disabilities) and led team drills, teaching football skills to over 200 students in 2005...Devard also participated in a HS coaching internship at McDonogh School during the 2005 offseason...In June 2005, was a Ravens' representative at the Northeast Youth Association's event promoting the park at DeWees Field...Also gave football instructions to kids at Gatorade Junior Training Camp (GJTC)...Devard took classes to finish his degree in Kinesiology during the 2005 offseason...He also put on a free football camp in his home country of the Bahamas during the 2006 offseason...Devard founded his **As One Foundation** in 2006: The mission is to provide underprivileged youth both nationally and internationally with more educational and developmental opportunities through athletic endeavors, educational programming, and spiritual enrichment...Full name: Devard Loran Darling.

REGULAR SEASON

RECEIVING

Year	Team	GP	GS	No.	Yds.	Avg.	LG	TD
2004	Baltimore	3	0	2	5	2.5	4	0
2005	Baltimore	10	0	0	0	0.0	0	0
2006	Baltimore	1	0	0	0	0.0	0	0
Totals		14	0	2	5	2.5	4	0





93 DWAN EDWARDS

DEFENSIVE TACKLE

YEARS IN NFL: 4

HT: 6-3

WT: 315

COLLEGE: OREGON STATE

HS: COLUMBUS (MT)

BORN: 5/16/81, BILLINGS, MT

JOINED RAVENS: DRAFT 2 (51ST), 2004

GAMES PLAYED/STARTED: (2004, 4/0); (2005, 12/1); (2006, 8/0) **Total 24/1**

Playoffs (2006, 1/0) **Total 1/0**

TRANSACTIONS: Dwan Edwards was the 51st selection (2nd round) of the 2004 NFL Draft...Edwards is the 1st Raven to come out of Oregon State.

PRO: Talented, powerful lineman who established himself as a regular in the D-Line rotation towards the end of 2006...Saw action in 8 games, netting 12 tackles and a PD for the season...Came into his own in 2005, playing in 12 games, *starting his 1st-career game*...Produced a career-high 38 tackles, including 23 solo...Saw action in 4 games as a rookie, totaling 4 tackles.

2006: Saw action in 8 games, posting 12 tackles and 1 PD for the season...**2006 SEASON HIGHLIGHTS:** Saw action in his *1st-career playoff game* on special teams and from scrimmage, but did not record a tackle in the **Divisional Playoff game vs. Ind. (1/13/07)**...Subbed and had 2 tackles in the 31-7 win in **game 15 at Pit. (12/24)**...Saw action off the bench and netted 2 solo tackles in the 27-17 win in **game 14 vs. Cle. (12/17)**...Subbed on the D-line and had 2 tackles, 1 PD and 1 QB hit in the 20-10 victory in **game 13 at KC (12/10)**...Saw action off the bench and netted 2 tackles in **game 12 at Cin. (11/30)**...Was a game-day inactive in **games 7-11**...Was inactive in **games 3-5**.

2005: Saw action in 12 games in 2005, recording a *career-high 38 tackles*, including 23 solo in 2005...**2005 SEASON HIGHLIGHTS:** Saw action from scrimmage and posted a *career-high 8 tackles* (5 solo), including 1 TFL as he *started his 1st-career game*

in **game 13 at Den. (12/11)**...Played from scrimmage and posted 5 tackles (3 solo) in the 16-15 win in **game 12 vs. Hou. (12/4)**...Recorded 5 tackles (4 solo) in **game 8 vs. Cin. (11/6)**...Saw his 1st action of 2005 in **game 4 at Det. (10/9)** and responded with 7 tackles...Was a game-day inactive in **games 1-3**.

2004: Saw action in 4 games as a rookie after being selected in the 2nd round (51st overall) in the 2004 draft...Saw 1st action in career and recorded 2 tackles, 1 solo in game 1 at Cle. (9/12)...Totalled 4 tackles for the year...**2004 SEASON HIGHLIGHTS:** Saw action off the bench, but did not record a tackle in the 30-23 victory in the **season finale vs. Mia. (1/2/05)**...Was a game-day inactive in **games 12-15**...Saw action off the bench, but did not record a tackle in **game 11 at NE (11/28)**...Was a game-day inactive in **games 6-10**...Saw action off the bench and had 2 tackles in **game 5 at Was. (10/10)**...Was a game-day inactive in **games 2-4**...Saw action in his *1st-career game* and recorded 2 tackles, 1 solo in **game 1 at Cle. (9/12)**.

COLLEGE: Two-time All-Pac 10 Conference selection who recorded 159 tackles (88 solo) and 12.5 sacks (-93 yards)...A mainstay of the Beavers' DL since his sophomore year...**Started 36 of 48 games**...Registered 8 QB pressures, 3 FRs, 2 FFs and 3 PD while a Beaver...Beavers co-captain as a senior...Graduated in 2003 from Oregon State with a degree in business administration (3.1 GPA).

PERSONAL: Played 3 positions at Columbus (MT) HS...Three-year starter on offense and defense...A 3-year All-Conference pick on offense and defense and a 2-year All-State selection as a LB on defense and a FB his senior year...Selected as an All-League TE as a sophomore and junior...Chosen to play in the Montana-North Dakota All-Star game and Montana East-West Shrine game...Two-year starter in basketball and 3-year letterman averaging 20 points a game as a junior and over 22 points a game as a senior...Double-digit rebounder...Named 1st-team All-League and All-State pick those years...Participated in track and field, placing 3rd in the district in shot put and 4th in the discus...Class president 3 years and member of the National Honor Society...Earned a 3.7 GPA...Visited with fans at several Ravens Nests meetings...He also supported high school students at an American Red Cross Blood Drive in March, 2005...Dwan participated in the 4th annual Big Ed's Band Luau in Dec. 2006, which benefits former Raven Edwin Multitalo's charitable arm, Big Ed's Band Foundation, helping to provide musical instruments to underprivileged schools and students...Also took part in the annual Gridiron Halloween party benefiting Goodwill Industries in Oct. 2006...Visited William Winchester Elementary school on 4/18/06 to speak with students about the importance of education...Dwan and his wife, Kelsey, have a daughter, Kaitlin (7) and a son, Dwan (3)...Full name: Dwan Sedaine Edwards.

OFF THE FIELD

Dwan Edwards visited William Winchester Elementary school in April 2006 to meet and speak with students about the importance of education.

93 DWAN EDWARDS

2006

Game-by-Game Tackles

Ravens

Date/Opp.	TT	Solo	AS	INT	FF	FR	Sacks	PD
9/10 @ TB	1	1	0	0-0	0	0	0-0	0
9/17 vs. Oak.	2	1	1	0-0	0	0	0-0	0
9/24 @ Cle.				INACTIVE				
10/1 vs. SD				INACTIVE				
10/9 @ Den.				INACTIVE				
10/15 vs. Car.	0	0	0	0-0	0	0	0-0	0
10/29 @ NO				INACTIVE				
11/5 vs. Cin.				INACTIVE				
11/12 @ Ten.				INACTIVE				
11/19 vs. Atl.				INACTIVE				
11/26 vs. Pit.				INACTIVE				
11/30 @ Cin.	2	1	1	0-0	0	0	0-0	0
12/10 @ KC	2	1	1	0-0	0	0	0-0	1
12/17 vs. Cle.	2	2	0	0-0	0	0	0-0	0
12/24 @ Pit.	2	1	1	0-0	0	0	0-0	0
12/31 vs. Buf.	1	0	1	0-0	0	0	0-0	0
Totals	12	7	5	0-0	0	0	0-0	1

Playoffs

1/13/07 vs. Ind.	0	0	0	0-0	0	0	0-0	0
Totals	0	0	0	0-0	0	0	0-0	0

2004

Game-by-Game Tackles

Ravens

Date/Opp.	TT	Solo	AS	INT	FF	FR	Sacks	PD
9/12 @ Cle.	2	1	1	0-0	0	0	0-0	0
9/19 vs. Pit.				INACTIVE				
9/26 @ Cin.				INACTIVE				
10/4 vs. KC				INACTIVE				
10/10 @ Was.	2	0	2	0-0	0	0	0-0	0
10/24 vs. Buf.				INACTIVE				
10/31 @ Phi.				INACTIVE				
11/7 vs. Cle.				INACTIVE				
11/14 @ NYJ				INACTIVE				
11/21 vs. Dal.				INACTIVE				
11/28 @ NE	0	0	0	0-0	0	0	0-0	0
12/5 vs. Cin.				INACTIVE				
12/12 vs. NYG				INACTIVE				
12/19 @ Ind.				INACTIVE				
12/26 @ Pit.				INACTIVE				
1/2/05 vs. Mia.	0	0	0	0-0	0	0	0-0	0
Totals	4	1	3	0	0	0	0	0

2005

Game-by-Game Tackles

Ravens

Date/Opp.	TT	Solo	AS	INT	FF	FR	Sacks	PD
9/11 vs. Ind.				INACTIVE				
9/18 @ Ten.				INACTIVE				
10/2 vs. NYJ				INACTIVE				
10/9 @ Det.	7	2	5	0-0	0	0	0-0	0
10/16 vs. Cle.	4	3	1	0-0	0	0	0-0	0
10/23 @ Chi.	2	2	0	0-0	0	0	0-0	0
10/31 @ Pit.	2	1	1	0-0	0	0	0-0	0
11/6 vs. Cin.	5	4	1	0-0	0	0	0-0	0
11/13 @ Jax.	0	0	0	0-0	0	0	0-0	0
11/20 vs. Pit.	0	0	0	0-0	0	0	0-0	0
11/27 @ Cin.	0	0	0	0-0	0	0	0-0	0
12/4 vs. Hou.	5	3	2	0-0	0	0	0-0	0
12/11 @ Den.	8	5	3	0-0	0	0	0-0	0
12/19 vs. G.B.				INACTIVE				
12/25 vs. Min.	2	1	1	0-0	0	0	0-0	0
1/1/06 @ Cle.	3	2	1	0-0	0	0	0-0	0
Totals	38	23	15	0-0	0	0	0-0	0



93 DWAN EDWARDS

REGULAR SEASON

Year	Team	TACKLES							INTERCEPTIONS					FUMBLES			
		GP	GS	TT	Solo	Asst	SK	Yards	No	Yds	Lg	TDs	PD	FF	FR	Yds	
2004	Baltimore	4	0	4	1	3	0	0	0	0	0	0	0	0	0	0	0
2005	Baltimore	12	1	38	23	15	0	0	0	0	0	0	0	0	0	0	0
2006	Baltimore	8	0	12	7	5	0	0	0	0	0	0	1	0	0	0	0
Totals		24	1	54	31	23	0	0	0	0	0	0	1	0	0	0	0

CAREER SINGLE-GAME HIGHS (regular season)

Total Tackles:

8 (12/11/05 at Den.)

Sacks:

None

Forced Fumbles:

None

Passes Defensed:

1 (12/10/06 at KC)

Solo Tackles:

5 (12/11/05 at Den.)

INTs:

None

Fumble Recoveries:

None

93 DWAN EDWARDS





77 STEVE EDWARDS

GUARD/TACKLE

YEARS IN NFL: 4

HT: 6-5

WT: 333

COLLEGE: CENTRAL FLORIDA

HS: MT. CARMEL (CHICAGO, IL)

BORN: 2/20/79, CHICAGO, IL

JOINED RAVENS: FREE AGENT, 2007

GAMES PLAYED/STARTED: (2002, 1/0); (2003, 16/16); (2004, 15/8); (2005, 6/0); (2006, 3/0)
Total 41/24

Playoffs (2005, 1/0) **Total 1/0**

TRANSACTIONS: Edwards was signed as a free agent by the Baltimore Ravens on 6/11/07...Signed by the New York Giants on 12/13/06...Terminated (vested veteran) by the Minnesota Vikings on 9/5/06...Signed by Minnesota on 9/4/06...Terminated (vested veteran) by the Chicago Bears on 9/1/06...Signed by the Bears on 9/1/06...Waived by Chicago on 9/4/05...Signed by Chicago on 3/17/04...Signed by the Bears (off the Philadelphia Eagles' practice squad) on 10/9/02...Signed to the Eagles' practice squad on 9/3/02...Waived by Philadelphia on 9/2/02...Claimed off waivers by the Eagles on 9/2/02...Waived by the Eagles on 9/1/02...Originally signed as a rookie free agent by Philadelphia on 4/26/02.

PRO: Versatile O-lineman who can play both tackle and guard positions...Veteran player with experience, good hands and footwork...Saw action in a career-high 15 games, starting 8 with the Chicago Bears in 2004.

2006: (with **New York Giants**) Saw action in 3 games on special teams after being signed as a free agent on 12/13/06.

2005: (with **Chicago**) Saw action in 6 regular season games and 1 postseason contest with the Bears...Saw action on special teams in the **divisional playoff game vs. Car. (1/15/06)**...Saw action from scrimmage at guard in the **season finale at Min. (1/1/06)**...Saw action in his 1st game of the season on special teams in **game 5 vs. Min. (10/16)**.

2004: (with **Chicago**) Saw action in 15 games, starting 8 at both guard positions...Started at RG in 6 games and LG in 2 games...Started at RG in the **season finale vs. GB (1/2/05)**...Started at RG in game 15 at Det. (12/26)...Started at RG in **game 12 vs. Min. (12/5)**...Started at LG for injured Ruben Brown, then moved to RT following an injury to John Tait in **game 11 at Dal. (11/25)**.

2003: (with **Chicago**) Started all 16 games at LG in his 1st season with the Bears...Started at LG, then moved to LT due to an injury to Qasim Mitchell in **game 15 vs. Was. (12/21)**...Stared at LG, but finished the game at RT due to an injury to Aaron Gibson in **game 12 vs. Ari. (11/30)**...Made his NFL starting debut, at LG, in the **season opener at SF (9/7)**.

2002: (with **Philadelphia and Chicago**) Saw action in his 1st-career game in the season finale vs. TB (12/29).

COLLEGE: Started 20 games in 2 seasons at Central Florida (2000-01)...Earned the Knights' Offensive Lineman of the Year award as a senior, helping pave the way for Central Florida to rank 12th in the NCAA in passing...Did not allow a sack as a senior, including matchups with Dwight Freeney (Syracuse) and Bryan Thomas (UAB), who were both 1st-round selections in the 2002 draft and entering 2007 have combined for 71.5 sacks in the NFL...Majored in criminal justice...Began his collegiate career at Tennessee State, but left his redshirt freshman year to attend West Hills Community College (Coalinga, CA)...Earned All-America honors at West Hills in 1998 and '99...**PERSONAL:** Prepped at Mt. Carmel (Chicago, IL) HS...Led Mt. Carmel to the state football title as a senior...Was a HS teammate of Eagles perennial Pro Bowl QB Donovan McNabb.

2006 NUMBERS TO RAVE ABOUT

7

Total TDs the Ravens allowed in the last 7 games of 2006, including 1 over a 14-quarter span between games 10-13. The NFL's next best mark over the final 7 games of the season was by New England and the New York Jets, each giving up 10.

42

Points created off 6 Ravens defensive TDs (5 INTs and 1 FR) in 2006. The 6 were the most in the NFL, and Baltimore was 5-0 in games when it posted a defensive score. Dating back to 2002, the Ravens have the NFL's most defensive TDs (20).



98 ATIYAH ELLISON

DEFENSIVE TACKLE

YEARS IN NFL: 3

HT: 6-3

WT: 318

COLLEGE: MISSOURI

HS: PARKWAY SOUTH (ST. LOUIS, MO)

BORN: 9/29/81, ST. LOUIS, MO.

JOINED RAVENS: FREE AGENT, 2006

GAMES PLAYED/STARTED: (2005, 0/0); (2006, 0/0) **Total 0/0**

TRANSACTIONS: Atiyah Ellison was signed to the Ravens' active roster from their practice squad on 12/4/06...Signed to the Ravens' practice squad on 9/12/06...Waived by the Houston Texans on 9/7/06...Signed by the Texans on 9/3/06...Waived by the Carolina Panthers on 9/2/06...Signed to Carolina's active roster off its practice squad on 10/31/05...Signed to the practice squad by Carolina on 9/27/05...Waived by the Panthers on 9/24/05...Signed to Carolina's active roster from their practice squad on 9/14/05...Signed to Carolina's practice squad on 9/5/05...Waived by Carolina on 9/3/05...Originally selected by Carolina in the 3rd round (89th overall) of the 2005 NFL Draft.

PRO: Talented, powerful lineman who has a quick burst along with strong, active hands...Shows good lateral agility and awareness in traffic.

2006: (with Baltimore) Spent much of the season on the Ravens' practice squad before being signed to the active roster on 12/4/06...**2006 SEASON HIGHLIGHTS:** Was placed on Injured Reserve (shoulder) on 12/30/06...Was a game-day inactive in **game 15 at Pit. (12/24)**, **game 14 vs. Cle. (12/17)** and **game 13 at KC (12/10)**...Was signed to the Ravens active roster from their practice squad on 12/4...Signed to the Ravens practice squad on 9/12...Spent training camp with Carolina before being waived in the final roster cut, and then spent 4 days with the Houston Texans.

2005: (with Carolina) Was inactive for 10 regular season (and 3 postseason) contests...Was a game-day inactive for the final 9 games of the season after coming up from the practice squad on 10/31.

COLLEGE: In 36 contests with the Missouri Tigers, Ellison started 31 games...He produced 171 tackles (88 solo), 6.5 sacks (-46 yards), 26.5 TFL, 11 QB pressures and 5 PD...As a senior at Missouri in 2004, Ellison was elected team captain and earned 1st-team All-Big 12 honors at NG by playing in all 11 games...He registered 60 tackles (30 solo), including 2.5 sacks, 12.5 TFL and 4 QB pressures in his final season...The Tigers' defense ranked 2nd in the Big 12 in total yardage that year and 14th nationally...He earned 3rd-team All-Big 12 honors as a junior, tallying a career-high 72 tackles (42 solo), 4 sacks, 14 TFL, 2 FFs and 5 PD in 2003...As a sophomore, he racked up 39 tackles (16 solo), 5 QB pressures and 1 FR...He also caused 2 fumbles and had 5 PD while playing in 12 games (starting 9) at DE...Attended Coffeyville (KS) Junior College for 2 years, redshirting in 2000...At Coffeyville in 2001, he lined up at DE to post 57 stops and 5 sacks in 10 contests...Majored in architecture while at the University of Missouri.

PERSONAL: As a prep, he attended Parkway South (St. Louis) HS...Was one of the top D-lineman in the Midwest...He recorded 47 tackles and 3 sacks his senior season, earning All-State and All-Metro honors...He runs a summer football camp at the local YMCA in Boonville, MO for children from kindergarten to 12th grade...Atiyah and his wife, Jessica, have a son, Tyson...First name is pronounced: ah-TEE-ah...Full name: Atiyah Ramadan Ellison.

DID YOU KNOW?

The Ravens allowed the fewest points in the NFL in 2006, permitting only 201 (12.6 per game). That mark ranks 2nd in franchise annals, trailing only the 2000 squad's 165 allowed (10.3 per contest), which stands as an NFL record for a 16-game season. Baltimore's 12.6 figure in 2006 is the 8th-fewest points ever allowed over 16 games in the NFL.

NFL / POINTS ALLOWED PER GAME (2006 Season)

Team	Points	Points/Game
1. Baltimore	201	12.6
2. New England	237	14.8
3. Chicago	255	15.9
4. Jacksonville	274	17.1
5. Miami	283	17.7





62 MIKE FLYNN

CENTER

YEARS IN NFL: 10

HT: 6-3

WT: 305

COLLEGE: MAINE

HS: CATHEDRAL (SPRINGFIELD, MA)

BORN: 6/15/74, DOYLESTOWN, PA

JOINED RAVENS: FREE AGENT, 1997

GAMES PLAYED/STARTED: (1997, 0/0); (1998, 3/0); (1999, 12/0); (2000, 16/16); (2001, 16/16); (2002, 15/15); (2003, 16/16); (2004, 9/5); (2005, 16/16); (2006, 16/16) **Total 119/100**

Playoffs (2000, 4/4); (2001, 2/2); (2003, 1/1); (2006, 1/1) **Total 8/8**

TRANSACTIONS: Mike Flynn re-signed with the Ravens on 3/3/04...Signed to the Ravens' active roster off the Jaguars' practice squad on 12/3/97...Signed to the Jacksonville Jaguars' practice squad on 11/4/97...Waived by the Tampa Bay Buccaneers on 9/2/97...Signed by Tampa Bay to its practice squad on 8/27/97...Waived by the Baltimore Ravens on 8/24/97...Originally signed with Baltimore as a rookie free agent on 4/25/97.

PRO: The signal-caller and emotional leader of the Ravens' OL...Was 1 of 2 O-Linemen (Tony Pashos) to start all 16 games in **2006**, and helped protect Ravens QBs, allowing just 17 sacks, the 2nd-fewest (Ind. - 15) in the NFL...Also helped pave the way for the Ravens to rush for 1,637 yards and 11 TDs...Flynn started all 16 games at C for the Ravens in **2005**...Helped protect Ravens QBs, allowing them to complete 59.6% of their passes, a Ravens' franchise record...The 335 completions were just 3 shy of another franchise mark...Also helped pave the way for the Ravens to rush for 1,605 yards, averaging 3.6 yards per carry...Flynn missed the 1st 7 games of the **2004** season due to a fractured collarbone suffered on the last day of training camp...Returned to the lineup in game 8, playing in 9 games, starting 5 (4 at RG and 1 at C)...Started all 16 games at C in **2003** and helped Jamal Lewis set a franchise-record with 2,066 rushing yards, the 2nd-most rushing yards in NFL history (Eric Dickerson - 2,105 in 1984)...Flynn made the switch to C from RG in **2001**, and the Ravens' offense didn't skip a beat...Flynn started all 16 regular-season games and 2 postseason games at C...His 1st full season as a starter (14 at RG and 2 at C) in 2000 resulted in a world championship...A tenacious, versatile competitor, Flynn started all 16 games in **2000**, the 1st 16 starts of his career, plus all 4 playoff games...Has steadily developed since signing as a rookie free agent in **1997**...Spent portions of his rookie season with Baltimore, Jacksonville and Tampa Bay.

2006: Was 1 of 2 O-Linemen (Tony Pashos) to start all 16 games and helped protect Ravens QBs, allowing just 17 sacks, the 2nd-fewest (Ind. - 15) in the NFL...Also helped pave the way for the Ravens to rush for 1,637 yards and 11 TDs...**2006 SEASON HIGHLIGHTS:** Started at center and helped pave the way for the Ravens to average 4.2 yards per carry on the ground (20 att. for 83 yards) and protected QB Steve McNair, allowing him to complete 62.1% of his passes to 7 different players in the **Divisional Playoff game vs. Ind. (1/13/07)**...Started his **100th-career game** at center and was part of a line that did not allow a sack for the 6th game in 2006 in the 19-7 win in the **season finale vs. Buf. (12/31)**...Started at center and helped protect McNair, not allowing a sack for the 4th time in the last 5 games, as McNair completed 67.7% of his passes for 256 yards and 3 TDs in the 31-7 win in **game 15 at Pit. (12/24)**...Started at center and paved the way for the Ravens to average 4.1 yards per carry, rushing for 142 yards, and helped protect Kyle Boller (Steve McNair left the game after the Ravens' 2nd series with a hand injury), allowing him to complete 62% of his passes for 238 yards and 2 TDs, including a career-long 77-yard TD strike to WR Demetrius Williams in the 27-17 win in **game 14 vs. Cle. (12/17)**...Started at center and helped pave the way for Jamal Lewis to rush for 91 yards and a career-high-tying 3 TDs and protected McNair, allowing him to post an 89.9 QB rating, completing 70.6% of his passes for 236 yards and no INTs in the 24-10 win in **game 10 vs. Atl. (11/19)**...Started at center and helped protect McNair on the game's final drive, allowing the Ravens to score a TD with 34 seconds remaining for their 2nd come-from-behind victory in as many weeks, with a 16-13 win in **game 4 vs. SD (10/1)**...Started at center and helped pave the way for the Ravens to rush for 103 yards (and 1 TD), and allowed McNair time to complete 63% of his passes (17 of 27) for 181 yard and 1 TD in the 27-0 victory in the **season opener at TB (9/10)**...The OL did not allow a sack (McNair fumbled the ball with no pressure, fell on it, and was touched) and helped the Ravens to scoring drives of 80, 7, 13 and 61 yards against the Bucs.

2005: Started all 16 games at center and helped protect Ravens QBs, allowing them to complete 59.6% of their passes, a Ravens' franchise record...The 335 completions were just 3 shy of another

OFF THE FIELD

Mike participated in the 4th annual Big Ed's Band Luau which benefited former Ravens G Edwin Mulitalo's charitable arm, Big Ed's Band Foundation, helping to provide musical instruments to Baltimore City schools and students, in December of 2006.

franchise mark...Also helped pave the way for the Ravens to rush for 1,605 yards, averaging 3.6 yards per carry...**2005 SEASON HIGHLIGHTS:** Started at C and helped pave the way for the Ravens to average 4.0 yards per carry, picking up 129 yards on 32 carries in the **season finale at Cle. (1/1/06)**...Protected Kyle Boller, allowing him to throw for a season-high 289 yards and 3 TDs, helping him to become the 1st QB to post 110+ point QB ratings (113.5 vs. Min. and 136.8 vs. GB) in back-to-back games in franchise history in **game 15 vs. Min. (12/25)**...Helped Boller, who was not sacked and posted a 70.4 completion percentage with 253 yards, 3 TDs and no INTs in the 48-3 victory in **game 14 vs. GB (12/19)**...Also helped pave the way for the Ravens to rush for a season-high 182 yards, including 105 and a TD by Jamal Lewis against the Packers...**Played in his 100th-career game** as he aided Boller, allowing him to throw for 251 yards and a TD in **game 13 at Den. (12/11)**...Started at C and helped pave the way for Lewis to rush for 113 yards (4.9 avg.) and helped Boller to throw for 3 TDs in **game 11 at Cin. (11/27)**...Started at C and helped protect QB Anthony Wright, allowing him to throw for a season-high 252 yards, 1 TD and 20 1st downs, including 12 through the air, in **game 7 at Pit. (10/31)**.

2004: Significant cog on the OL...Missed 1st 7 games (inactive) with a fractured clavicle that occurred in training camp...Started 5 of the final 6 games at RG and C...Returned to his usual position at C for the final game of the season replacing Casey Rabach, who moved to LG...Had not missed a start at C since 2002, when he missed 1 game (ankle)...**2004 SEASON HIGHLIGHTS:** Started at C as Casey Rabach started at LG for an injured Edwin Mulitalo (torn left triceps) and helped pave the way for the Ravens to rush for 190 yards (4.6 ypc) in the **season finale vs. Mia. (1/2/05)**...The line did not allow a sack for the 2nd straight game in the 30-23 victory against Miami...Started at RG and helped open holes allowing the Ravens to rush for 160 yards, including 130 by Jamal Lewis in **game 14 at Ind. (12/19)**...Started at RG and helped open holes, allowing the Ravens to rush for 169 yards in **game 13 vs. NYG (12/12)**...Also helped protect Kyle Boller, allowing him to throw for 219 yards and a career-high 4 TDs against the Giants...Started at RG and helped open holes, allowing the Ravens to run for 192 yards, averaging 6.2 yards per rush in **game 12 vs. Cin. (12/5)**...Subbed at RG and helped protect Kyle Boller, allowing him to have an outstanding day, completing 57.5% of his passes (19-of-33) for 213 yards, 2 TDs and no INTs in the 20-17 OT victory in **game 9 at NYJ (11/14)**.

2003: Started all 16 regular-season games and 1 postseason game at C and helped Jamal Lewis set a franchise record with 2,066 rushing yards, the 2nd-most rushing yards in NFL history (Eric Dickerson - 2,105 in 1984)...**2003 SEASON HIGHLIGHTS:** Started at C and helped to open holes, allowing the Ravens to rush for 276 yards, including 205 by Jamal Lewis, in the 35-0 victory in **game 15 at Cle. (12/21)**...Started and helped protect Anthony Wright, allowing him to throw for a career-high 319 yards and 4 TDs in a spectacular 44-41 OT come-from-behind victory in **game 11 vs. Sea. (11/23)**...Also helped to open holes to allow the Ravens to rush for 150 yards, including 117 by Jamal Lewis...Started and protected Kyle Boller, allowing him to complete 15 of 27 passes for 302 yards, Kyle's 1st-career 300-yard passing game, in **game 6 at Cin. (10/19)**...Started at C and helped open holes, allowing Jamal Lewis to rush for an NFL record 295 yards and 2 TDs in **game 2 vs. Cle. (9/18)**...Cleared the way for Lewis to average 9.8 yards per carry, and allowed the Ravens to rush for 343 yards as a team.

2002: Played and started in 15 games, missing 1 due to an ankle injury in 2002...**2002 SEASON HIGHLIGHTS:** Started in **game 16 at Pit. (12/29)**...Helped provide great pass protection, allowing QB Jeff Blake to complete 19 of 26 passes (73%) for 336 yards and 2 TDs for a season-high 108.7 passer rating...Started in **game 13 vs. NO (12/8)**...Helped protect, allowing Blake to complete 19 of 38 attempts for 316 yards and 2 TDs...Blake's 300-yard outing marked his 1st as a Raven, and the 1st by a Baltimore QB since Elvis Grbac threw for 326 yards at Cin. (9/23/01)...Started in **week 7 vs. Pit. (10/27)** and helped provide stellar pass protection for Blake, who started his 1st game as a Raven for injured Chris Redman (back)...The OL allowed only 1 sack in 50 pass attempts and helped Blake to complete 29 passes for 298 yards and 1 TD, and to rush for 1 more.

2001: Started all 16 regular season games and 2 postseason games at C...**2001 SEASON HIGHLIGHTS:** Started at C in 20-3 **Wild Card win at Mia. (1/13/02)**, as the OL paved the way for 226 rushing yards, the most in team-postseason history...Started in 19-3 win in **game 16 vs. Min. (1/7/02)**, as the OL paved the way for a 2001 regular season-high 212 rushing yards...Started in **game 1 vs. Chi. (9/9)**, as the OL did not allow a sack in the 17-6 victory over the Bears.

2000: Started all 16 games, 2 at C and 14 at RG, then all 4 playoff games at RG...**2000 SEASON HIGHLIGHTS:** Started at RG in the Ravens' **Super Bowl XXXV win over the NYG (1/28/01)** when Jamal Lewis gained 102 yards rushing...Started at RG in Baltimore's 44-7 win in **game 13 vs. Cle. (11/26)**, as the Ravens rushed for 247 yards and did not allow a sack...**Made his 1st NFL start at C in game 7 at Was. (10/15)** for injured Jeff Mitchell (ankle)...Started at RG then switched to C in the 1st quarter of the Ravens' 15-10 win in **game 6 at Jax. (10/8)**...Made the switch after Mitchell suffered an ankle injury...Helped pave the way for 188 yards rushing in the 12-0 Ravens' shutout win in **game 5 at Cle. (10/1)**...**Made 1st pro start** at RG in the Ravens' 16-0 **opening-day win at Pit.**

(9/3), then switched to C in the 2nd quarter after a knee injury to Mitchell.

1999: Played on special teams in 12 games, and entered 2 games at LG in a reserve role following a neck injury to Jonathan Ogden...**1999 SEASON HIGHLIGHTS:** Entered **game 5 at Ten. (10/10)** when Ogden left with a neck injury...Went in at LG and Everett Lindsay moved to Ogden's tackle spot...Won a game ball for his effort in **game 4 vs. Atl. (10/3)**.


1998: Played in the final 3 games, the 1st game action of his NFL career...**1998 SEASON HIGHLIGHTS:** Saw action at RG in the 2nd half in **game 14 vs. Min. (12/13)**, his **1st NFL action**.

1997: Inactive for final 3 games after being signed to the Ravens' 53-man roster on 12/3...Was signed by Baltimore from Jax's practice squad...Was signed to Jacksonville's practice squad after being released by the Ravens...Spent training camp with the Ravens after signing as a free agent on 4/25.

COLLEGE: Earned 1st-team All-Yankee Conference honors at T. Maine's 1st, 1st-team choice since T Dan Jones in 1992...Four-year starter and team captain...Third-team All-Yankee Conference selection as a junior RT...Made switch from G, where he started in 1992 before suffering season-ending knee injury in 5th game of sophomore season...Holds a B.S. in sports management from the University of Maine.

PERSONAL: *Super Prep* All-America and All-Western Massachusetts choice as an OT and DT at Cathedral (Springfield, Mass.) HS...Recorded 9 sacks as a senior and helped lead squad to Western Massachusetts state title...Also lettered in basketball and baseball...Signed autographs in exchange for toys at the 1999 Toys for Tots Mall Finale when more than 50,000 toys were collected...Flynn served dinners at the Johns Hopkins Children's House in Baltimore and donates his time to the Grant-A-Wish Foundation...Visited the children at the Ravens' Courage House, St. Vincent's Center, during the holidays...Enjoys visiting the St. Vincent's Center and participating in Ed Block-related events...Spoke to middle-school children in Boca Raton, FL about educa-

tion, and based his speeches on the book "*Ark for Learning*" by Mark Hanson...Delivered food along with his OL teammates to inner-city groups during Thanksgiving 2001...Traveled to Iceland with some of his Ravens teammates in May 2002 as part of an Iceland Air promotion...In Sept. 2004, Flynn joined teammates at the Football 101 program at M&T Bank Stadium...Flynn spoke to over 300 women, teaching skills on the offensive side of the ball...Helped distribute perishable and non-perishable items to over 2,000 families in Park Heights for Autumn Harvest 2004 in Nov....Joined Matt Stover and Adalius Thomas at a movie screening of *Fat Albert* in Dec. 2004; Flynn and teammates invited Baltimore city youth to see the movie for the holidays...Posed with his dog "Dolly" for Friends of Baltimore Animal Shelter (FOBAS) 2006 calendar...Was on hand for the Calendar Launch Party and Puppy Pet Rally at Ray Lewis' Full Moon Bar-B-Que...Over \$70,000 was raised through the sale of the 2005 FOBAS calendar...Mike participated in the 4th annual Big Ed's Band Luau (Oct. 2006), which benefited former Raven Multitalo's charitable arm, Big Ed's Band Foundation, helping to provide musical instruments to underprivileged schools and students...Married the former Mary Wells in the spring of 2003...Mike and his wife, Mary, have 1 child, Jake...Full name: Michael Patrick Flynn.





33 JUSTIN GREEN

FULLBACK

YEARS IN NFL: 3

HT: 5-11

WT: 251

COLLEGE: MONTANA

HS: UNIVERSITY OF SAN DIEGO (CA)

BORN: 4/30/82, SAN DIEGO, CA

JOINED RAVENS: DRAFT 5 (158TH), 2005

GAMES PLAYED/STARTED: (2005, 12/4); (2006, 12/3) **Total 24/7**

TRANSACTIONS: Justin Green was selected with the 158th overall pick (5th round) of the 2005 NFL Draft...First player selected out of Montana by the Ravens...One of 5 offensive players tabbed by the Ravens in the 2005 draft...First RB selected since 2003 when the Ravens picked both Musa Smith (3rd, 77th) and FB Ovie Mughelli (4b, 134th).

PRO: Talented and versatile back with soft hands out of the backfield and ability to open holes...Played in 12 games, starting 3 in **2006**, finishing the season with 4 receptions for 17 yards before being placed on Injured Reserve (knee) on 12/4/06...Saw action in 12 games, starting 4 as a rookie in **2005** before a wrist injury and subsequent surgery held him out of 3 games...Helped pave the way for the Ravens to rush for 1,605 yards, carried the ball 5 times for 4 yards, converted on a 2-point conversion (game 11 at Cin. - 11/27) and hauled in 7 receptions for 32 yards as a rookie...Also posted 4 special teams tackles in 2005.

2006: Played in 12 games, starting 3, finishing the season with 4 receptions for 17 yards before being placed on Injured Reserve (knee) on 12/4/06...**2006 SEASON HIGHLIGHTS:** Subbed and did not have a carry before leaving the game in the 3rd quarter with a knee injury in **game 12 at Cin. (11/30)**...Subbed and help pave the way for the Ravens to rush for 103 yards, including 91 and a career-high-tying 3 TDs by Jamal Lewis in the 24-10 win in **game 10 vs. Atl. (11/19)**...Started at FB and caught 1 pass for a **career-long 12 yards** (good for a 1st down) and posted a special teams tackle in **game 6 vs. Car. (10/15)**...Saw action at FB, helping pave the way for the Ravens to average 4.1 yards per carry (25 att. for 103 yards) in **game 5 at Den. (10/9)**...Also played on special teams against the Broncos...Started at FB in the **season opener at TB (9/10)** and helped pave the way for the Ravens to rush for 103 yards and a TD...Also hauled in 1 pass for 2 yards and had 1 special teams tackle against the Bucs.

2005: Saw action in 12 games, starting 4 at FB as a rookie despite missing 3 games and being slowed in the final 2 games of the season after wrist surgery...Helped pave the way for the Ravens to rush for 1,605 yards in 2005...Green also carried the ball 5 times and pulled in 7 receptions as a rookie...**2005 SEASON HIGHLIGHTS:** Was inactive (wrist surgery) in **games 12-14**...Started and helped pave the way for Jamal Lewis to rush for 113 yards on 23 carries (4.9 ypc) in **game 11 at Cin. (11/27)**...Also had 1 reception for 7 yards (good for a 1st down), carried the ball 5 times for 4 yards and converted a 2-point conversion against the Bengals...Started and pulled in 3 receptions for 8 yards and helped pave the way for the Ravens to rush for 104 yards in the 16-13 OT win in **game 10 vs. Pit. (11/20)**...**Started his 1st-career game** and pulled in 1 reception for 7 yards in **game 7 at Pit. (10/31)**...Saw action from scrimmage, catching a pass for 8 yards (his 1st-career reception) and played on special teams, recording a solo tackle in **game 6 at Chi. (10/23)**...Played both from scrimmage and on special teams in **game 1 vs. Ind. (9/11)**...Did not have a rushing attempt or a reception, but did return 1 kick for 10 yards against the Colts.

COLLEGE: Played in 27 games at Montana, starting 20...Rushed 412 times for 1,784 yards (4.3 avg) and 22 TDs...Caught 15 passes for 93 yards (6.2 avg)...Attended San Diego Mesa College before transferring to Montana...Honorable mention All-Big Sky Conference selection as a senior at Montana...Gained 638 yards and rushed for 8 TDs on 160 carries (4.0 avg)...Played in 14 games and started 11 (missed the Northwestern State 1st-round playoff game with an injury)...Had 9 receptions for 68 yards...Selected Montana's Golden Helmet Award winner, given annually to the team's "hardest hitter," and is only the 4th offensive player to receive the award (since its inception in 1967)...Voted the Big Sky Conference "Newcomer of the Year" by the league coaches...Played in 13 games...His 1,146 rushing yards on 252 carries rank him 4th in Grizzly single-season history...His 14 total TDs tied the Big Sky and tied for the 4th-most in Montana single-season history...His 84 points ranked 5th (tied) in the Big Sky and are the 8th-most (tied) in single-season history at UM...Received Montana's Terry Dillon Award, given annually to the team's "outstanding back"...Second-team All-Big Sky Conference selection...Was a Sociology major at Montana...Was team captain, voted "Best Back," and co-MVP as a sophomore at San Diego Mesa College...Second-ranked rusher in league with 874 yards and 7 TDs...Named a *JC Gridwire* honorable mention All-American...Red-shirted as a freshman in 2001...**PERSONAL:** A standout RB at the University of San Diego (CA) HS where he rushed for 5,397

OFF THE FIELD

Justin (with former Raven Ovie Mughelli) distributed Thanksgiving dinners to Howard County residents in need in November of 2006.



33 JUSTIN GREEN

career yards, which is the most in San Diego County history...Rushed for 57 career TDs...First team all-CIF as a junior and senior...As a junior, he rushed for 2,385 yards, the 5th-most ever in California prep history...As a senior, Justin rushed for 1,801 yards and 20 TDs and was a *USA Today* honorable mention All-American...Team captain in football...As a senior, he was selected MVP of the CIF title game when he rushed for 252 yards and 3 scores...Chosen league MVP as a junior and senior, and "Outstanding Back" both those seasons as well...Earned 3 letters in football and 2 in basketball...Green's junior hoops team won the state championship, and 1 of the key players was current NBA player Luke Walton...In Sept. 2005, Green visited Living Classrooms in downtown Baltimore and spoke to middle school students, toured the facility and worked with participants in the Fresh Start and Project S.E.R.V.E. programs...He met with Kennedy Krieger students for national Red Ribbon Week in Oct. 2005, joining annual celebration that brings communities and students across America together to commit to living drug-free lives...Spoke to the football team at Waldorf HS in Nov. 2005...Joined with other Ravens RBs and Mars Food to provide food to families in Columbia at the Owen Brown Interfaith Center for Thanksgiving...Joined teammates (RB Jamal Lewis, CB Robb Butler and QB Anthony Wright) at Aunt Hattie's Place, a residential home for boys aged 9-18 to serve Thanksgiving Dinner...In Dec. 2005, was 1 of several Ravens personal shopping partners to 100 children as part of the inaugural Holiday Helpers event...Participated with Ed Reed and Dick's Sporting Goods to provide each of the 16 young men of Aunt Hattie's Place with \$250 gift certificates and a personal shopping experience...Distributed Thanksgiving dinner to Howard County residents with former Raven Ovie Mughelli in Nov. 2006....Married (Meghan) during the 2007 offseason...Full name: Justin Tyazz Green.

2006 Game-By-Game Ravens

Date/Opp.	RUSHING					RECEIVING				
	No	Yds	Avg	LG	TD	No	Yds	Avg	LG	TD
9/10 @ TB	0	0	0.0	0	0	1	2	2.0	2	0
9/17 vs. Oak.	0	0	0.0	0	0	1	1	1.0	1	0
9/24 @ Cle.	0	0	0.0	0	0	0	0	0.0	0	0
10/1 vs. SD	0	0	0.0	0	0	0	0	0.0	0	0
10/9 @ Den.	0	0	0.0	0	0	0	0	0.0	0	0
10/15 vs. Car.	0	0	0.0	0	0	1	12	12.0	12	0
10/29 @ NO	0	0	0.0	0	0	0	0	0.0	0	0
11/5 vs. Cin.	0	0	0.0	0	0	0	0	0.0	0	0
11/12 @ Ten.	0	0	0.0	0	0	0	0	0.0	0	0
11/19 vs. Atl.	0	0	0.0	0	0	0	0	0.0	0	0
11/26 vs. Pit.	0	0	0.0	0	0	1	2	2.0	2	0
11/30 @ Cin.	0	0	0.0	0	0	0	0	0.0	0	0
12/10 @ KC	INJURED RESERVE - KNEE									
12/17 vs. Cle.	INJURED RESERVE - KNEE									
12/24 @ Pit.	INJURED RESERVE - KNEE									
12/31 vs. Buf.	INJURED RESERVE - KNEE									
Totals	0	0	0.0	0	0	4	17	4.3	12	0
Playoffs										
1/13/07 vs. Ind.	INJURED RESERVE - KNEE									
Totals	INJURED RESERVE - KNEE									

2005 Game-By-Game Ravens

Date/Opp.	RUSHING					RECEIVING				
	No	Yds	Avg	LG	TD	No	Yds	Avg	LG	TD
9/11 vs. Ind.	0	0	0.0	0	0	0	0	0.0	0	0
9/18 @ Ten.	0	0	0.0	0	0	0	0	0.0	0	0
10/2 vs. NYJ	INACTIVE									
10/9 @ Det.	0	0	0.0	0	0	0	0	0.0	0	0
10/16 vs. Cle.	0	0	0.0	0	0	0	0	0.0	0	0
10/23 @ Chi.	0	0	0.0	0	0	1	8	8.0	8	0
10/31 @ Pit.	0	0	0.0	0	0	1	7	7.0	7	0
11/6 vs. Cin.	0	0	0.0	0	0	1	2	2.0	2	0
11/13 @ Jax.	0	0	0.0	0	0	0	0	0.0	0	0
11/20 vs. Pit.	0	0	0.0	0	0	3	8	2.7	7	0
11/27 @ Cin.	5	4	0.8	4	0	1	7	7.0	7	0
12/4 vs. Hou.	INACTIVE - WRIST									
12/11 @ Den.	INACTIVE - WRIST									
12/19 vs. GB	INACTIVE - WRIST									
12/25 vs. Min.	0	0	0.0	0	0	0	0	0.0	0	0
1/1/06 @ Cle.	0	0	0.0	0	0	0	0	0.0	0	0
Totals	5	4	0.8	4	0	7	32	4.6	8	0

REGULAR SEASON

RUSHING

Year	Team	GP	GS	No.	Yds.	Avg.	LG	TD
2005	Baltimore	12	4	5	4	0.8	4	0
2006	Baltimore	12	3	0	0	0.0	0	0
Totals		24	7	5	4	0.8	4	0

RECEIVING

Year	Team	GP	GS	No.	Yds.	Avg.	LG	TD
2005	Baltimore	12	4	5	4	0.8	4	0
2006	Baltimore	12	3	0	0	0.0	0	0
Totals		24	7	5	4	0.8	4	0

SPECIAL TEAMS TACKLES (16): 2005 (4); 2006 (12)

CAREER SINGLE-GAME HIGHS (regular season)

RUSHING:

Carries:
5 (11/27/05 at Cin.)

Yards:
4 (11/27/05 at Cin.)

Long:
4 (11/27/05 at Cin.)

Touchdowns:
None

RECEIVING:

Receptions:
3 (11/20/05 vs. Pit.)

Yards:
8 2 times (last: 11/20/05 vs. Pit.)

Long:
12 (10/15/06 vs. Car.)

Touchdowns:
None



97 KELLY GREGG

DEFENSIVE TACKLE

YEARS IN NFL: 8

HT: 6-0

WT: 310

COLLEGE: OKLAHOMA

HS: EDMOND (OK)

BORN: 11/1/76, WICHITA, KS

JOINED RAVENS: FREE AGENT, 2000

GAMES PLAYED/STARTED: (1999, 3/0); (2001, 8/1); (2002, 16/16); (2003, 16/15); (2004, 14/14); (2005, 16/16); (2006, 16/16) **Total 89/78**

Playoffs: (2001, 2/0); (2003, 1/1); (2006, 1/1) **Total 4/2**

TRANSACTIONS: Kelly Gregg signed a contract extension (4-years) with the Ravens on 4/25/07...Signed a contract extension (5-years) 12/29/03...Signed to the active roster on 2/12/01...Signed to the Ravens' practice squad on 9/13/00...Waived by the Philadelphia Eagles on 9/12/00...Signed by the Eagles on 12/8/99...Waived by the Bengals on 9/6/99, then signed to their practice squad on 9/8/99...Was originally selected by Cincinnati in the 6th round of the 1999 draft (173rd overall).

PRO: One of the most underrated players in the NFL, Gregg is a master technician with tenacity and a non-stop motor...Has the most tackles of any interior lineman in the NFL since 2002...Missed just 2 games in the last 5 seasons (2002-06) at the most physical of positions...Named to *USA Today's All-Joe Team* (players who are critical to their team, but don't receive the Pro Bowl nod) and to *Sports Illustrated's* Peter King's *All-Pro* team in 2006...Started all 16 games for the 3rd time in his career and led the DL with 101 tackles (3rd-career 100-tackle season), a **career-high 3.5 sacks** (-23 yards), 3 FR, 1 FF and 1 PD...Finished 4th on the team with 102 tackles (61 solo), a **career-high 4 PD** and 1.5 sacks in 2005...Tied for 4th on the team (Ed Reed) with 89 tackles (54 solo), 2.5 sacks, 2 PD, 1 FF and 1 FR in 2004...Finished 4th on the team with a **career-high 104 tackles** and posted 3 sacks and 1 FR in 2003...Enjoyed a breakout year in 2002 when he started all 16 games at NT...Played in 8 games, starting 1 in 2001...Contributed 19 tackles, including 10 solo...Allocated to the Rhein Fire of the NFL Europe League in spring 2001...Led the team with 6 sacks, 3 FFs and finished 3rd with 40 tackles and 3 PD.

2006: Named to *USA Today's All-Joe Team* (players who are critical to their team, but don't receive the Pro Bowl nod) and to Peter King's *All-Pro* team...Started all 16 games for the 3rd time in his career and led the DL with 101 tackles (3rd-career 100-tackle season), a **career-high 3.5 sacks** (-23 yards), 3 FR, 1 FF and 1 PD...**2006 SEASON HIGHLIGHTS:** Started and netted 7 tackles (5 solo), 1 QB hit and the Ravens' lone sack (-9 yards), helping hold the Colts to 2.9 yards per rush in the **Divisional Playoff game vs. Ind. (1/13/07)**...Tied for the DL lead (Trevor Pryce) with 5 sacks (3 solo) and a 1/2 sack (-4.5 yards) in the 27-17 win in **game 14 vs. Cle. (12/17)**...Started and led the DL with 6 tackles and had 1 sack (-10 yards), helping hold the Falcons to 18% 3rd-down conversion rate in the 24-10 win in **game 10 vs. Atl. (11/19)**...Started and tied for the team lead (Adalius Thomas) with a **career-high 13 tackles** in the 27-26 victory in **game 9 at Ten. (11/12)**...Started and had 6 tackles (4 solo) helping the Ravens' defense hold the Browns to just 38 yards rushing in the 15-14 victory in **game 3 at Cle. (9/24)**...Gregg also had a **career-high 2 FRs**, 1 of which he returned for a **career- and franchise-long 59 yards**, setting up a Ravens' FG against the Raiders...Started at DT in the 27-0 victory in the **season opener at TB (9/10)** and recorded 3 tackles...Had a devastating block, allowing CB Chris McAlister to race 60 yards for a TD following his INT of Chris Simms.

2005: Started all 16 games in 2005, posting 102 tackles (61 solo) and 1.5 sacks (-7.5 yards) and a **career-high 4 PD**...**2005 SEASON HIGHLIGHTS:** Earned the defensive game ball when he led the DL with 5 tackles, including 1 TFL and 3 QB hits, in **game 15 vs. Min. (12/25)**...Led the DL with 9 tackles (6 solo) in **game 13 at Den. (12/11)**...Led the DL and **tied a career high with 10 tackles**, including 6 solo, in the 16-15 victory in **game 12 vs. Hou. (12/4)**...Started and tied for 2nd on the team with 9 tackles, including 6 solo and 1 sack (-5 yards), in **game 7 at Pit. (10/31)**...Led the DL and was 3rd on the team with 8 tackles (5 solo) and had 1 PD in **game 4 at Det. (10/9)**...Started at DT and led the DL with 7 tackles (4 solo), including 1 TFL in **game 2 at Ten. (9/18)**.

2004: Finished tied for 4th on the team (Ed Reed) with 89 tackles (54 solo), posted 1.5 sacks (-5.5 yards), 2 PD, 1 FF and 1 FR...Started 13 games at NT and 1 at RDT at NE (11/28)...Inactive (knee) vs. Pit. (9/19) and in game 3 at Cin. (9/26)...**2004 SEASON HIGHLIGHTS:** Led the DL with 8 tackles, including 1 TFL in **game 14 at Ind. (12/19)**...Led the DL with 10 tackles (6 solo) and 1 QB hit in the 30-10 win in **game 10 vs. Dal. (11/21)**...Led the DL with 8 tackles (5 solo), had 1 PD and 1.5 sacks (-5.5 yards) in the 20-17 OT victory in **game 9 at NYJ (11/14)**...Posted 5 tackles and stuffed the line as the Ravens held the Redskins to 107 total yards (2nd-lowest total in team history), including just 52 yards rushing in **game 5 at Was. (10/10)**...Was inactive in games 2 and 3 (knee).



RAVENS NEST PLAYER OF THE YEAR

(Award formerly known as the "Lineman of the Year;" Was changed after the 2005 season.)

Presented annually to the Ravens' most outstanding player as selected by the tri-state Ravens Nest No. 12 - Hagerstown, MD - Birds of Prey - MD, PA, WV.

AWARD WINNERS

1999 - DE Rob Burnett	2003 - DE Anthony Weaver
2000 - DT Lionel Dalton	2004 - DT Maake Kemoeatu
2001 - G Edwin Mulitalo	2005 - LB Bart Scott
2002 - DE Adalius Thomas	2006 - DT Kelly Gregg

2003: Played in 16 regular-season games, starting 15, and started in the Ravens' Wild Card loss to Tennessee...Finished 4th on the team with a **career-high 104 tackles** (78 solo) and had 3 sacks and 1 FR...**2003 SEASON HIGHLIGHTS:** Posted 10 tackles, including 7 solo, 1 QB hit and helped to disrupt the Steelers' running game, holding them to 56 rushing yards in the **season finale vs. Pit. (12/28)**...Continually disrupted the Seahawks' running game with 7 tackles (6 solo) and 1 sack (-5 yards) in **game 11 vs. Sea. (11/23)**...Started and posted 7 tackles (5 solo) and his 1st sack of the season (-4 yards) in **game 4 vs. KC (9/28)**...Started and had 8 tackles (6 solo) and 1 QB hit in the 24-10 win in **game 3 at SD (9/21)**...Started at NT in **game 1 at Pit. (9/7)**...Posted 8 tackles (6 solo) and 1 FR (led to a Ravens' TD).

2002: Played and started all 16 games at NT in 2002, his 1st full NFL season as a starter...Finished 6th on the team and **led the defensive line with 90 tackles (61 solo)**...Added 2 sacks for 13 yards...

2002 SEASON HIGHLIGHTS:

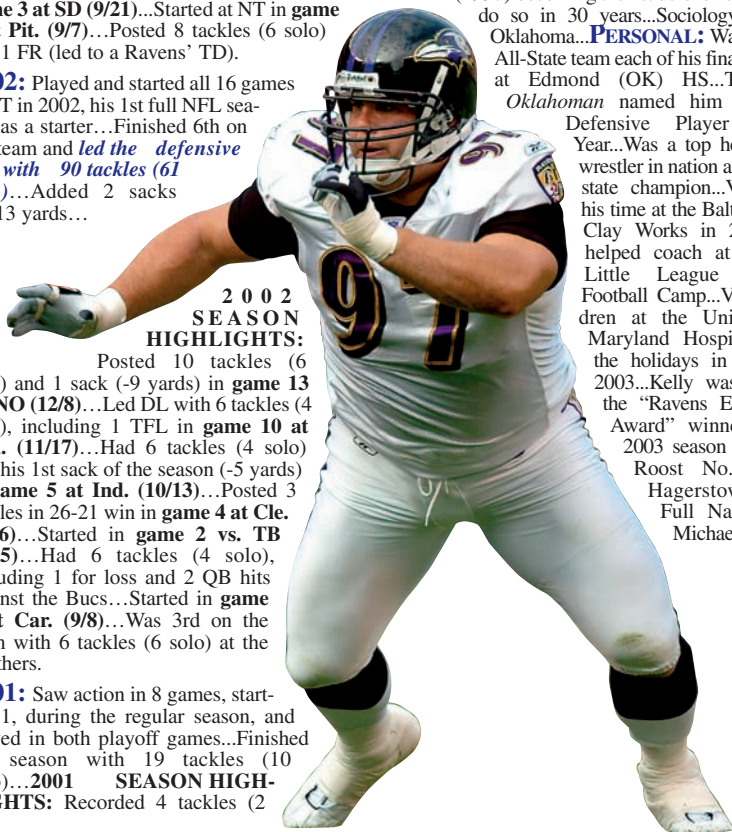
Posted 10 tackles (6 solo) and 1 sack (-9 yards) in **game 13 vs. NO (12/8)**...Led DL with 6 tackles (4 solo), including 1 TFL in **game 10 at Mia. (11/17)**...Had 6 tackles (4 solo) and his 1st sack of the season (-5 yards) in **game 5 at Ind. (10/13)**...Posted 3 tackles in 26-21 win in **game 4 at Cle. (10/6)**...Started in **game 2 vs. TB (9/15)**...Had 6 tackles (4 solo), including 1 for loss and 2 QB hits against the Bucs...Started in **game 1 at Car. (9/8)**...Was 3rd on the team with 6 tackles (6 solo) at the Panthers.

2001: Saw action in 8 games, starting 1, during the regular season, and played in both playoff games...Finished the season with 19 tackles (10 solo)...**2001 SEASON HIGHLIGHTS:** Recorded 4 tackles (2

solo) and 1 PD in 14 plays in 22-10 loss in **game 15 at TB (12/29)**...Played 17 in defensive snaps in his 1st-career start, recording 4 tackles (3 solo), including his **1st-career sack**, in 27-17 loss in **game 10 vs. Cle. (11/18)**...The tackles were the 1st of his career...Inactive for 3 midseason games...Played on 3 defensive snaps, 1st action of the season, in 31-23 loss in **game 5 at GB (10/14)**...Inactive for the 1st 4 games of season.

COLLEGE: Recorded 117 tackles during his senior season at Oklahoma in 1998, including a Big 12-leading and Sooner record 24 TFL...He also tallied 9 sacks...Led the Sooners' DL in tackles his final 2 seasons with 117 (1998) and 98 (1997) becoming the 1st defensive lineman to

do so in 30 years...Sociology major at Oklahoma...**PERSONAL:** Was named to All-State team each of his final 2 seasons at Edmond (OK) HS...The *Daily Oklahoman* named him the city's Defensive Player of the Year...Was a top heavyweight wrestler in nation and a 3-time state champion...Volunteered his time at the Baltimore City Clay Works in 2002...Also helped coach at the 2002 Little League Gatorade Football Camp...Visited children at the University of Maryland Hospital during the holidays in December 2003...Kelly was voted as the "Ravens Extra Effort Award" winner for the 2003 season by Ravens Roost No. 7 from Hagerstown, MD...
Full Name: Kelly Michael Gregg.



97 KELLY GREGG

2006

Game-by-Game Tackles

Ravens

Date/Opp.	TT	Solo	AS	Sacks	FF	FR	INTS	PD
9/10 @ TB	3	1	2	0-0	0	0	0-0	0
9/17 vs. Oak.	6	4	2	0-0	0	2	0-0	0
9/24 @ Cle.	6	4	2	1.5-6	0	0	0-0	0
10/1 vs. SD.	8	5	3	0-0	0	0	0-0	0
10/9 @ Den.	5	3	2	0-0	0	0	0-0	0
10/15 vs. Car.	9	8	1	0-0	1	0	0-0	0
10/29 @ NO.	7	4	3	0-0	0	0	0-0	0
11/5 vs. Cin.	7	4	3	0-0	0	0	0-0	0
11/12 @ Ten.	13	7	6	0-0	0	0	0-0	0
11/19 vs. Atl.	6	3	3	1-10	0	0	0-0	0
11/26 vs. Pit.	2	1	1	0-0	0	0	0-0	0
11/30 @ Cin.	4	2	2	0-0	0	0	0-0	0
12/10 @ KC	7	4	3	0-0	0	0	0-0	0
12/17 vs. Cle.	5	3	2	5-4.5	0	0	0-0	0
12/24 @ Pit.	7	4	3	5-2.5	0	0	0-0	0
12/31 vs. Buf.	6	4	2	0-0	1	0	0-0	1
Totals	101	61	40	3.5-23	1	3	0-0	1

Playoffs

1/13/07 vs. Ind.	7	5	2	1-9	0	0	0-0	0
Totals	7	5	2	1-9	0	0	0-0	0

2004

Game-by-Game Tackles

Ravens

Date/Opp.	TT	Solo	AS	Sacks	FF	FR	INTS	PD
9/12 @ Cle.	3	2	1	0-0	0	0	0-0	0
9/19 vs. Pit.	INACTIVE - KNEE							
9/26 @ Cin.	INACTIVE - KNEE							
10/4 vs. KC	7	6	1	0-0	0	0	0-0	0
10/10 @ Was.	5	2	3	0-0	0	0	0-0	0
10/24 vs. Buf.	8	4	4	0-0	0	0	0-0	0
10/31 @ Phi.	8	5	3	0-0	0	0	0-0	0
11/7 vs. Cle.	3	1	2	0-0	0	0	0-0	0
11/14 @ NYJ	8	5	3	1.5-5.5	0	0	0-0	1
11/21 vs. Dal.	10	6	4	0-0	0	0	0-0	0
11/28 @ NE	5	3	2	0-0	0	0	0-0	0
12/5 vs. Cin.	6	4	2	0-0	0	0	0-0	0
12/12 vs. NYG	7	4	3	0-0	1	1	0-0	1
12/19 @ Ind.	8	5	3	0-0	0	0	0-0	0
12/26 @ Pit.	6	2	4	0-0	0	0	0-0	0
1/2/05 vs. Mia.	5	5	0	0-0	0	0	0-0	0
Totals	89	54	35	1.5-5.5	1	1	0-0	2

2002

Game-by-Game Tackles

Ravens

Date/Opp.	TT	Solo	AS	Sacks	FF	FR	INTS	PD
9/8 @ Car.	6	6	0	0-0	0	0	0-0	0
9/15 vs. TB	7	4	3	0-0	0	0	0-0	0
9/30 vs. Den.	1	0	1	0-0	0	0	0-0	0
10/6 @ Cle.	3	2	1	0-0	0	0	0-0	0
10/13 @ Ind.	6	4	2	1-4	0	0	0-0	0
10/20 vs. Jax.	5	2	3	0-0	0	0	0-0	0
10/27 vs. Pit.	6	5	1	0-0	0	0	0-0	0
11/3 @ Atl.	7	7	0	0-0	0	0	0-0	0
11/10 vs. Cin.	6	2	4	0-0	0	0	0-0	0
11/17 @ Mia.	6	4	2	0-0	0	0	0-0	0
11/24 vs. Ten.	5	3	2	0-0	0	0	0-0	0
12/1 @ Cin.	6	4	2	0-0	0	0	0-0	0
12/8 vs. NO	10	6	4	1-9	0	0	0-0	0
12/15 @ Hou.	5	5	0	0-0	0	0	0-0	0
12/22 vs. Cle.	5	3	2	0-0	0	0	0-0	0
12/29 @ Pit.	6	4	2	0-0	0	0	0-0	0
Totals	90	61	29	2-14	0	0	0-0	0

2005

Game-by-Game Tackles

Ravens

Date/Opp.	TT	Solo	AS	Sacks	FF	FR	INTS	PD
9/11 vs. Ind.	4	2	2	0-0	0	0	0-0	0
9/18 @ Ten.	7	4	3	0-0	0	0	0-0	0
10/2 vs. NYJ	4	3	1	0-0	0	0	0-0	0
10/9 @ Det.	8	5	3	0-0	0	0	0-0	1
10/16 vs. Cle.	5	1	4	0.5-2.5	0	0	0-0	3
10/23 @ Chi.	4	2	2	0-0	0	0	0-0	0
10/31 @ Pit.	9	6	3	1.0-5.0	0	0	0-0	0
11/6 vs. Cin.	6	3	3	0.5-3.5	0	0	0-0	0
11/13 @ Jax.	8	5	3	0-0	0	0	0-0	0
11/20 vs. Pit.	6	5	1	0-0	0	0	0-0	0
11/27 @ Cin.	5	4	1	0-0	0	0	0-0	0
12/4 vs. Hou.	10	6	4	0-0	0	0	0-0	0
12/11 @ Den.	9	6	3	0-0	0	0	0-0	0
12/19 vs. GB	6	2	4	0-0	0	0	0-0	0
12/25 vs. Min.	5	2	3	5-4	0	0	0-0	0
1/1/06 @ Cle.	6	5	1	0-0	0	0	0-0	0
Totals	102	61	41	2.5-15	0	0	0-0	4

2003

Game-by-Game Tackles

Ravens

Date/Opp.	TT	Solo	AS	Sacks	FF	FR	INTS	PD
9/7 @ Pit.	8	6	2	0-0	0	1	0-0	0
9/14 vs. Cle.	4	2	2	0-0	0	0	0-0	0
9/21 @ SD	8	6	2	0-0	0	0	0-0	0
9/28 vs. KC	7	5	2	1-4	0	0	0-0	0
10/12 @ Ari.	5	2	3	1-6	0	0	0-0	0
10/19 @ Cin.	5	5	0	0-0	0	0	0-0	0
10/26 vs. Den.	4	2	2	0-0	0	0	0-0	0
11/2 vs. Jax.	9	6	3	0-0	0	0	0-0	0
11/9 @ STL	4	4	0	0-0	0	0	0-0	0
11/16 @ Mia.	6	5	1	0-0	0	0	0-0	0
11/23 vs. Sea.	7	6	1	1-5	0	0	0-0	0
11/30 vs. SF	7	6	1	0-0	0	0	0-0	0
12/7 vs. Cin.	5	4	1	0-0	0	0	0-0	0
12/14 @ Oak	9	7	2	0-0	0	0	0-0	0
12/21 @ Cle.	6	5	1	0-0	0	0	0-0	0
12/28 vs. Pit.	10	7	3	0-0	0	0	0-0	0
Totals	104	78	26	3-15	0	1	0-0	0

Playoffs

1/3/04 vs. Ten.	6	2	4	0-0	0	0	0-0	0
Totals	6	2	4	0-0	0	0	0-0	0

2001

Game-by-Game Tackles

Ravens

Date/Opp.	TT	Solo	AS	Sacks	FF	FR	INTS	PD
9/9 vs. Chi.	INACTIVE							
9/23 @ Cin.	INACTIVE							
9/30 @ Den.	INACTIVE							
10/7 vs. Ten.	INACTIVE							
10/14 @ GB	0	0	0-0	0	0	0	0-0	0
10/21 @ Cle.	INACTIVE							
10/28 vs. Jax.	INACTIVE							
11/4 @ Pit.	INACTIVE							
11/12 @ Ten.	INACTIVE							
11/18 vs. Cle.	4	3	1	1-7	0	0	0-0	0
11/25 @ Jax.	2	1	1	0-0	0	0	0-0	0
12/2 vs. Ind.	3	2	1	0-0	0	0	0-0	0
12/16 vs. Pit.	0	0	0	0-0	0	0	0-0	0
12/23 vs. Cle.	4	2	2	0-0	0	0	0-0	1
12/29 @ TB	4	2	2	0-0	0	0	0-0	0
1/7/02 vs. Min.	2	0	2	0-0	0	0	0-0	0
Totals	19	10	9	1-7	0	0	0-0	1

Playoffs

1/13/02 @ Mia.	0	0	0	0-0	0	0	0-0	0
1/20/02 @ Pit.	4	3	1	0-0	0	0	0-0	0
Totals	4	3	1	0-0	0	0	0-0	0

97 KELLY GREGG



REGULAR SEASON

Year	Team	GP	GS	TACKLES				INTERCEPTIONS					FUMBLES				
				TT	Solo	Asst	SK	Yards	No	Yds	Lg	TDs	PD	FF	FR	Yds	
1999	Philadelphia	3	0	2	1	1	0	0	0	0	0	0	0	0	0	0	0
2001	Baltimore	8	1	19	10	9	1	7	0	0	0	0	1	0	0	0	
2002	Baltimore	16	16	90	61	29	2	14	0	0	0	0	0	0	0	0	
2003	Baltimore	16	15	104	78	26	3	15	0	0	0	0	0	0	1	0	
2004	Baltimore	14	14	89	54	35	1.5	5.5	0	0	0	0	2	1	1	0	
2005	Baltimore	16	16	102	61	41	2.5	15	0	0	0	0	4	0	0	0	
2006	Baltimore	16	16	101	61	40	3.5	23	0	0	0	0	1	1	3	59	
Totals		89	78	507	326	181	13.5	79.5	0	0	0	0	8	2	5	59	

CAREER SINGLE-GAME HIGHS (regular season)

Total Tackles:

13 (11/12/06 at Ten.)

Sacks:

1.5 2 times (last: 9/24/06 at Cle.)

Forced Fumbles:

1 2 times (last: 10/15/06 vs. Car.)

Passes Defensed:

3 (10/16/05 vs. Cle.)

Solo Tackles:

8 (last: 10/15/06 vs. Car.)

INTs:

None

Fumble Recoveries:

2 (9/17/06 vs. Oak.)

POSTSEASON

Year	Team	GP	GS	TACKLES				INTERCEPTIONS					FUMBLES			
				TT	Solo	Asst	SK	Yards	No	Yds	Lg	TDs	PD	FF	FR	Yds
2001	Baltimore	2	0	4	3	1	0	0	0	0	0	0	0	0	0	0
2003	Baltimore	1	1	6	2	4	0	0	0	0	0	0	0	0	0	0
2006	Baltimore	1	1	7	5	2	1	9	0	0	0	0	0	0	0	0
Totals		4	2	17	10	7	1	9	0	0	0	0	0	0	0	0

97 KELLY GREGG

BLUE COLLAR WORKER



DT Kelly Gregg, the cornerstone of the Ravens' DL and one of the most underrated players in the NFL, is a fearless competitor with a non-stop motor. His blue-collar work ethic has earned him the respect of teammates and coaches alike. In 2006, he had 101 total tackles, 3.5 sacks, 3 FRs and 1 FF. Against Oakland in Week 2, he picked up 2 FRs, which was a single-game career high for him. The impressive feat with his 2nd recovery was the 6-foot, 310-pounder returning it for a franchise-record 59 yards. Below are the top FR returns in team history, entering the 2007 season.

LONGEST FR RETURNS (OPPONENTS FUMBLE)

- 59 Kelly Gregg (9/17/06 vs. Oak.)
- 57t Adalius Thomas (11/26/06 vs. Pit.)
- 36 Anthony Pleasant (11/17/96 at SF)
- 35t Adalius Thomas (12/19/05 vs. GB)



58 DENNIS HALEY

LINEBACKER

YEARS IN NFL: 3

HT: 6-1

WT: 247

COLLEGE: Virginia

HS: Salem (Va)

BORN: 2/18/82, Salem, VA

JOINED RAVENS: Free Agent, 2006

GAMES PLAYED/STARTED: (2005, 4/0); (2006, 9/0) **Total 13/0**

Playoffs: (2006, 1/0) **Total 1/0**

TRANSACTIONS: Dennis Haley was signed to the Ravens' active roster on 11/11/06...Re-signed to the Ravens' practice squad on 10/20/06...Waived by the Ravens on 10/17/06...Signed to the Ravens' active roster on 10/14/06...Signed to Baltimore's practice squad on 9/3/06...Waived by the Ravens on 9/2/06...Signed to the Ravens' active roster on 12/2/05...Signed to the Ravens' practice squad on 9/27/05...Terminated from the New York Jets' practice squad on 9/20/05...Signed to the Jets' practice squad on 9/5/05...Waived by the Jets on 9/4/05...Originally signed by the Jets as a rookie free agent on 4/29/05.

PRO: A versatile, physical LB who has a strong presence on special teams and gives the Ravens good depth at the LB position...Played in a *career-high 9 games*, posting a *career-high 11 tackles* and 2 PD from scrimmage in 2006...Haley also netted 9 special teams tackles...Saw action in 4 games with the Ravens in 2005 after being signed to the active roster from their practice squad on 12/2/05...Recorded 2 special teams tackles.

2006: Played in a *career-high 9 games*, posting a *career-high 11 tackles* and 2 PD from scrimmage...Haley also netted 9 special teams tackles this season...**2006 SEASON HIGHLIGHTS:** Saw action in his *1st-career playoff game* on special teams, but did not record a tackle in the **Divisional Playoff game vs. Ind. (1/13/07)**...Posted 1 special teams tackle in the 27-17 win in **game 14 vs. Cle. (12/17)**...Saw action on special teams, but did not have a tackle in the 20-10 victory in **game 13 at KC (12/10)**...Netted 2 special teams tackles in **game 12 at Cin. (11/30)**...Posted 1 tackle from scrimmage, and added 4 special teams tackles in the 24-10 win in **game 10 vs. Atl. (11/19)**...Saw the most extended action of his career after starting LB Mike Smith went down with a shoulder injury (Ray Lewis was inactive with a back injury) in the 27-26 victory in **game 9 at Ten. (11/12)**...Haley posted a *career-high 10 tackles* from scrimmage, 2 PD and a QB hit, 2 days after being signed to the Ravens' active roster from their practice squad...Haley also had 1 special teams tackle against the Titans...Signed to the Ravens' active roster from their practice squad on 11/11...Re-signed to the Ravens' practice squad on 10/18...Waived by the Ravens on 10/17...Signed to the Ravens' active roster from their practice squad on 10/14.

2005: Saw action in 4 games for the Ravens and posted 2 special teams tackles...**2005 SEASON HIGHLIGHTS:** Played on special teams and recorded a tackle in the **season finale at Cle. (1/1/06)**...Played on special teams and had 1 tackle in the 48-3 victory in **game 14 vs. GB (12/19)**.

COLLEGE: Started every game and made a career-high 64 tackles as a senior in 2004...Posted 4 TFL, including 3 sacks...Ranked 2nd among the team's LBs with 3 PD...Netted 5 tackles against both Temple and Akron...Recorded a career-high 9 tackles and had 2 PD vs. Clemson...Also posted 8 tackles, including 2 sacks, in a road win over Duke...Saw action in 11 games, starting 1 as a reserve OLB as a junior...Posted 36 tackles, tops on the team among non-starters...Also played on the KO and punt teams...Played in 1 game, posting 1 tackle as a sophomore...Did not play most of the year due to personal reasons, but practiced throughout the season...Saw action in 7 contests as a redshirt freshman...Most of his game action came on special teams, but did see limited action from scrimmage, recording 2 tackles, 1 against both Richmond and Penn State...Redshirted as a true freshman in 2000...Competed as a graduate student during the 2004 season after he received his undergraduate degree in anthropology in May of 2004...**PERSONAL:** Lettered 4 times in football at Salem (VA) HS...Played RB all 4 years and LB as a senior...Earned All-State, All-District and All-Timesland honors...Rated among the top 25 football prospects in Virginia by the *Roanoke Times* and selected to the *Charlottesville Daily Progress* "Gold List"...Listed as the 17th-best prospect in Virginia by *SuperPrep*...Helped lead the football team to 3 Group AA state championships...Rushed for 3,762 yards and 63 TDs during his 4-year career...Rushed for over 1,000 yards and 20 TDs in his junior and senior seasons...Scored on a 99-yard run in the state title game as a freshman...Totaled 60 tackles and

OFF THE FIELD

In 2007, Haley started the Elite Performance Camp for youth in Salem, VA.



58 DENNIS HALEY

2 INTs on defense his senior year...Lettered 3 times in basketball and once each in baseball and soccer...Also played on the state championship team and earned All-District honors in basketball...Dennis participated in the ESPN Zone PAL (Police Athletic League) Party, which hosted children in need in Dec. 2006...He also visited Pleasant Plains Elementary school in April 2006 to speak with students about the importance of education...In 2007, Haley started the Elite Performance Camp for youth in Salem, VA...Dennis and his wife, Kimberly, have a daughter, Leila...Full name: Dennis Sean Haley.

2006

Game-by-Game Tackles

Ravens

Date/Opp.	TT	Solo	AS	Sacks	FF	FR	INTs	PD
9/10 @ TB								
9/17 vs. Oak.								
9/24 @ Cle.								
10/1 vs. SD								
10/9 @ Den.								
10/15 vs. Car.								
10/29 @ NO								
11/5 vs. Cin.								
11/12 @ Ten.	10	5	5	0-0	0	0	0-0	2
11/19 vs. Atl.	1	1	0	0-0	0	0	0-0	0
11/26 vs. Pit.								
11/30 @ Cin.								
12/10 @ KC								
12/17 vs. Cle.								
12/24 @ Pit.								
12/31 vs. Buf.								
Totals	11	6	5	0-0	0	0	0-0	2
Playoffs								
1/13/07 vs. Ind.	0	0	0	0-0	0	0	0-0	0
Totals	0	0	0	0-0	0	0	0-0	0



REGULAR SEASON

Year	Team	GP	GS	TACKLES				Yards	INTERCEPTIONS					FUMBLES			
				TT	Solo	Asst	SK		No	Yds	Lg	TDs	PD	FF	FR	Yds	
2005	Baltimore	4	0	0	0	0	0	0	0	0	0	0	0	0	0	0	0
2006	Baltimore	9	0	11	6	5	0	0	0	0	0	0	2	0	0	0	0
Totals		13	0	11	6	5	0	0	0	0	0	0	2	0	0	0	0

SPECIAL TEAMS TACKLES (11): 2005 (2); 2006 (9)

CAREER SINGLE-GAME HIGHS (regular season)

Total Tackles:

10 (11/12/06 at Ten.)

Sacks:

None

Forced Fumbles:

None

Passes Defensed:

2 (11/12/06 at Ten.)

Solo Tackles:

5 (11/12/06 at Ten.)

INTs:

None

Fumble Recoveries:

None

POSTSEASON

Year	Team	GP	GS	TACKLES				Yards	INTERCEPTIONS					FUMBLES			
				TT	Solo	Asst	SK		No	Yds	Lg	TDs	PD	FF	FR	Yds	
2006	Baltimore	1	0	0	0	0	0	0	0	0	0	0	0	0	0	0	0
Totals		1	0	0	0	0	0	0	0	0	0	0	0	0	0	0	0

58 DENNIS HALEY



86 TODD HEAP

TIGHT END

YEARS IN NFL: 7

HT: 6-5

WT: 252

COLLEGE: ARIZONA STATE HS: MOUNTAIN VIEW (MESA, AZ)

BORN: 3/16/80, MESA, AZ

JOINED RAVENS: DRAFT 1 (31ST), 2001

PRO BOWLS (2): 2002, 2003

GAMES PLAYED/STARTED: (2001, 12/6); (2002, 16/16); (2003, 16/16); (2004, 6/6); (2005, 16/16); (2006, 16/16) **Total 82/76**

Playoffs (2001, 2/1); (2003, 1/1); (2006, 1/1) **Total 4/3**

TRANSACTIONS: Todd Heap was picked with the 31st-overall selection in the 1st round of the 2001 NFL Draft...Was the 1st TE selected in the draft and the 2nd player from Arizona State behind DB Adam Archuleta, selected by the St. Louis Rams with the 20th-overall selection...Was the 1st player selected by the Ravens out of Arizona State and the 2nd TE ever selected in their 6-year draft history (Cam Quayle, 7th round, "Mr. Irrelevant," in 1998)...Entered the draft after his junior season.

PRO: A 2-time Pro Bowler (2002 and 2003), Heap is a rare combination of size, speed, athleticism and soft hands who has led the Ravens in receptions 3 times in the last 5 years...Has not missed a game in 4 of last 5 seasons...Named the *NFL Alumni TE of the Year* and to the *USA Today's All-Joe Team* (players who are critical to their team, but don't receive the Pro Bowl nod) in **2006**...Was also a Pro Bowl 1st alternate and named to the *NFL.com All-Interview team*...Started all 16 games and **led the team with 73 receptions** (2nd-highest single-season total in his career) for 765 yards (2nd on the team) and a **team-leading 6 TDs** (2nd-most in a single-season in his career)...Heap converted 40 catches for 1st downs, including 15 on 3rd down in 2006...Started all 16 games in **2005**, and set **career highs with 75 receptions for 855 yards and 7 TDs**...Heap also **set the franchise records for career receptions and career reception yards** in 2005...Despite being slowed for most of the season with an ankle injury, Heap finished the **2004** season with 27 receptions for 303 yards and 3 TDs...Heap earned his **2nd-consecutive Pro Bowl and 2nd-team All-Pro honors in 2003**...A prolific receiver, Heap led the Ravens in receptions for the 2nd-consecutive year (57 for 693 yards and 3 TDs) and his blocking was instrumental in Jamal Lewis' 2,066-yard season...Heap also rushed 3 times for 21 yards...Earned his **1st Pro Bowl selection in 2002** when he established himself as not only a go-to player for the Ravens, but also as one of the premier TEs in the game...**Led the Ravens with 68 receptions for 836 yards and 6 TDs** and was the only TE in the league to lead his team in receptions...Smart player with big-play ability who saw action in 12 games, starting 6 as a rookie in **2001** when he was slowed most of the season with a high ankle sprain...Posted 16 receptions for 206 yards and 1 TD alongside future Hall of Famer Shannon Sharpe.

2006: Named the *NFL Alumni TE of the Year* and to the *USA Today's All-Joe Team* (players who are critical to their team, but don't receive the Pro Bowl nod)...Was also a Pro Bowl 1st alternate and named to the *NFL.com All-Interview team*...Started all 16 games and **led the team with 73 receptions** (2nd-highest single-season total in his career) for 765 yards (2nd on the team) and a **team-leading 6 TDs** (2nd-most in a single season in his career)...Heap converted 40 catches for 1st downs, including 15 on 3rd down...**2006 SEASON HIGHLIGHTS:** Started and tied for the team lead with 5 receptions for 60 yards (4 good for 1st downs) in the 19-7 win in the **season finale vs. Buf. (12/31)**...Started and finished with 4 receptions for 50 yards (2 good for 1st downs) in the 31-7 win in **game 15 at Pit. (12/24)**...Started and pulled in his **300th-career reception** (becoming the 6th-fastest TE to the mark) with his 4 receptions for 33 yards in the 20-10 victory in **game 13 at KC (12/10)**...Led the team with 84 yards on 4 receptions (21.0 avg.), with a long of 28 in the 26-20 win in **game 8 vs. Cin. (11/5)**...All 4 of Heap's receptions went for 1st downs against the Bengals...Started and tied for the team lead with 4 receptions for a team-high 60 yards (3 good for 1st downs) and the **game-winning TD** in the 16-13 win in **game 4 vs. SD (10/1)**...Heap pulled in a 10-yard strike from QB Steve McNair with 34 seconds remaining in the game for the Ravens' 2nd come-from-behind win in as many weeks against the Chargers...Netted 5 receptions for 36 yards and a TD in the 15-14 victory in **game 3 at Cle. (9/24)**...Heap's TD came on the 1st play of the 4th quarter, to cut the Browns lead to 14-9.

OFF THE FIELD

Todd Heap visited Elmwood Elementary school as part of the NFL's "Take A Player to School" event on December 5, 2006.



2005: Started all 16 games and finished 2nd on the team with *75 receptions for 855 yards and 7 TDs, all career highs*, and was responsible for 42 1st downs in 2005...Also finished 2nd in the AFC (behind Derrick Mason with 30) and tied for 6th in the NFL with 26 receptions for 261 yards and 3 TDs on 3rd down...**2005 SEASON HIGHLIGHTS:** Hauled in 4 receptions for 30 yards (3 good for 1st downs) and set a new *career-high with his 7th TD reception in game 15 vs. Min. (12/25)*...Became the Ravens' all-time receiving yards leader with *9 receptions (tied a career-high)* for 110 yards (3rd-career 100-yard game) and a *career-high tying 2 TDs* in the 48-3 victory in **game 14 vs. GB (12/19)**...Also established a new *single-season career high with his 69th reception of the season* against the Packers...Started and hauled in 5 receptions for 65 yards (4 good for 1st downs) in **game 13 at Den. (12/11)**...Led the team with 6 receptions for 87 yards (14.5 avg.) and *tied a career high with 2 TD receptions in game 11 at Cin. (11/27)*...*Pulled in the 205th catch of his career, becoming the franchise's all-time receptions leader*, while grabbing 4 receptions for 28 yards (1 good for a 1st down) in **game 8 vs. Cin. (11/6)**...Led the team with 7 receptions for 71 yards (3 good for 1st downs) in **game 6 at Chi. (10/23)**...Started and pulled in 2 receptions for 54 yards, with a *career-long 48-yarder* and his 1st TD of the season in **game 4 at Det. (10/9)**.

2004: Managed to finish 4th on the team with 27 receptions and 303 receiving yards in only 6 games played...Missed a total of 10 games (and most of 2 others) after suffering an ankle injury in the week 2 victory vs. Pit. (9/19)...Was 2nd on the team with 3 TD receptions...Pulled in a *career-high-tying 2 TD receptions* vs. NYG (12/12)...Had a *career-high 9 receptions* (tied for 3rd best single-game performance in Ravens history) for 86 yards in the season opener at Cle. (9/12)...**2004 SEASON HIGHLIGHTS:** Started in a 3-TE set and hauled in 3 receptions for 34 yards (2 good for 1st downs) in **game 15 at Pit. (12/26)**...Started and hauled in 4 receptions (2 good for 1st downs) for a team-high 58 yards and 1 TD in **game 14 at Ind. (12/19)**...Started and led the team with 5 catches for 76 yards (3 for 1st downs), and tied a career high with 2 TD receptions in the 37-14 victory in **game 13 vs. NYG (12/12)**...Started for the 1st time in 9 games (ankle injury), and tied for the team lead with 3 receptions for 22 yards (1 good for a 1st down) in **game 12 vs. Cin. (12/5)**...Was inactive due to an ankle injury in **games 3-11**...Game 3 marked the 1st time he missed a start since 2001...Started and hauled in a team-leading 3 receptions (2 were good for 1st downs) for 27 yards before leaving the game with an ankle injury in the 2nd quarter in **game 2 vs. Pit. (9/19)**...Started in **game 1 at Cle. (9/12)** and led the team with a *career-high 9 receptions* (tied for 3rd best single-game performance in Ravens history) for 86 yards, with a long of 24...Five of Heap's receptions were 1st downs against the Browns.

2003: *Earned his 2nd consecutive Pro Bowl and 2nd-team All-Pro honors in 2003*...Started all 16 regular season games and the Ravens' postseason contest at TE...Led the Ravens in receptions for the 2nd consecutive year (57 for 693 yards and 3 TDs) and his blocking was instrumental in Jamal Lewis' 2,066 yard season...Heap also rushed 3 times for 21 yards...**2003 SEASON HIGHLIGHTS:** Started and pulled in a postseason career-high 6 receptions for 80 yards and 1 TD in the **Wild Card loss vs. Ten. (1/3/04)**...Led the team with 6 receptions for 93 yards and 1 TD in **game 14 at Oak. (12/14)**...Of his 6 receptions, 3 were for 1st downs (and 1 for a TD), including a 31-yard circus catch on 3rd-and-5 against the Raiders...Led the team with a then-career-high 8 receptions for 64 yards in **game 10 at Mia. (11/16)**...Started and posted his 2nd-career 100-yard receiving game, as he hauled in 7 receptions for 129 yards in **game 6 at Cin. (10/19)**...Heap also caught a pair of 2-point conversions, and 4 of his 7 receptions accounted for 1st downs against the Bengals...Along with Travis Taylor (138), he became half of the 1st pair of Ravens to record 100-yards receiving in the same game since Michael Jackson (128) and Derrick Alexander (123) did it vs. NE on 10/6/96.

2002: *Earned his 1st-career Pro Bowl berth*...One of only 3 offensive players (T Jonathan Ogden and G Bennie Anderson) to start all 16 games in 2002...Led the team with a then-career-high 68 receptions for 836 yards and 6 TDs...Also rushed 4 times for 38 yards...**2002 SEASON HIGHLIGHTS:** Started and led the team with a then-career-high 7 receptions for a *career-high 146 yards (20.9 avg.)* and 1 TD in **game 16 at Pit. (12/29)**...Started and led the team with 7 receptions for 61 yards in **game 15 vs. Cle. (12/22)**...Four of Heap's 7 receptions accounted for 1st downs against the Browns...Started and posted 5 receptions for a then-career-high 84 yards in **game 3 against Den. (9/30)**...Also *established a career high with 2 TD receptions vs. the Broncos*...Heap scored both of his TDs in the 2nd quarter when he had 3 receptions for 33 yards.

2001: Saw action in 12 regular season games, starting 6, as a rookie...Slowed remainder of the season after suffering a high-ankle sprain in **game 3 at Cin. (9/23)**...Also played in 2 postseason games, starting 1...Posted 16 receptions for 206 yards and 1 TD during the regular season; and had 1 recep-

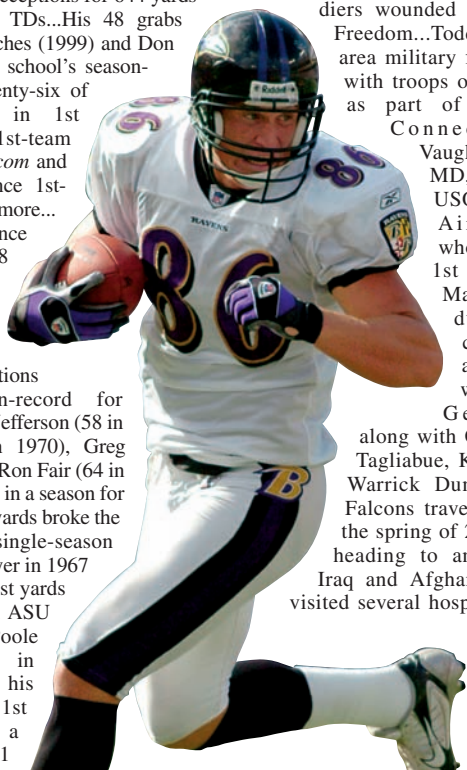
86 TODD HEAP

tion for 11 yards in the playoffs...**2001 SEASON HIGHLIGHTS:** Caught 3 passes for 39 yards in 24-21 win in **game 11 at Jax. (11/25)**...Caught 2 passes for 16 yards in **game 2 at Cin. (9/23)**...Injured ankle after making a catch in the 3rd quarter...Did not return to game...Made 5 catches for 57 yards in **NFL debut in game 1 vs. Chi. (9/9)**...**1st-career catch was a 3-yard reception in the 1st quarter.**

COLLEGE: Holds the Sun Devils' career record for TEs with 115 receptions, topping the previous mark of 88 catches by Ken Dyer (1965-67)...His 1,685 yards broke Dyer's all-time record (for TEs) of 1,365 yards...Started 2 seasons (as a sophomore and junior) and was an All-Pac 10 choice both seasons...Had 9 career special teams tackles and a 2-yard rush...Saw brief action with the 1999-2000 ASU basketball team at the conclusion of the football season...All-America 1st-team selection by *The NFL Draft Report*, earning 2nd-team honors from Walter Camp as a junior...Was an All-Pac 10 Conference 1st-team choice...Finalist for the John Mackey Award, given to the top TE in the country...Started every game...Despite 3 different starters at QB during the season, he still managed to lead the team with 48 receptions for 644 yards (13.4 yard avg.) and 3 TDs...His 48 grabs ranked behind his 55 catches (1999) and Don Kern's 49 (1983) on the school's season-record list for TEs...Twenty-six of his catches resulted in 1st downs...All-America 1st-team selection by *SportsPage.com* and an All-Pac 10 Conference 1st-team choice as a sophomore... Became the 1st TE since Ryan McReynolds in 1988 (28 catches) to lead the team in receptions as he hauled in 55 passes for 832 yards (15.1 avg.) and 3 TDs...His 55 receptions set a school season-record for TEs...Overall, only John Jefferson (58 in 1977), J.D. Hill (61 in 1970), Greg Hudson (62 in 1973) and Ron Fair (64 in 1989) caught more passes in a season for the Sun Devils...His 832 yards broke the previous Sun Devil single-season record for TEs by Ken Dyer in 1967 (654)...It was also the most yards gained in a season by an ASU player since Keith Poole amassed 1,036 yards in 1995...Thirty-three of his catches resulted in 1st downs...Also recorded a pair of solo tackles and 1

FR...Recipient of the team's Bill Kajikawa Top Freshman Award...Reserve TE, appearing in 11 games...Caught 12 passes for 209 yards (17.4 avg.) and 4 TDs...Also recorded 7 tackles (4 solo) on special teams...**PERSONAL:** Lettered 3 times in football and basketball at Mountain View (Mesa, AZ) HS...Helped the team become the 1st school to win back-to-back state championships in 1996 and 1997...Earned Arizona All-Star honors, All-Arizona, Super All-State, Arizona 5A Player of the Year, Ed Doherty Player of the Year Award and All East Valley 2-Way Player of the Year as a senior...*Super Prep* All-America pick...Broke several school records, including most career receiving yards (1,377), most career receptions (87), most career TD receptions, and most TD catches in 1 game (3)...Pre-Business major...One of 6 children (sisters, Alyssa and Carli, and brothers, John, Greg and Brad)...Grandfather, Theo, and great uncle, Verl, played basketball at Arizona State...Mother's cousin is Arizona State Hall of Fame QB and former Dallas Cowboy Danny White, the current head coach of the Arena League's Utah Blaze...In April 2003, Todd traveled to the Bethesda Naval Medical center and

Walter Reed Hospitals to visit U.S. soldiers wounded in Operation Iraqi Freedom...Todd joined Baltimore-area military families to connect with troops overseas on 12/9/03 as part of Operation: Live Connections...Adam Vaughn, from Hanover, MD, met Heap at the USO Center of BWI Airport...Vaughn, whose cousin, Airman 1st class Michael Martinson, is serving duty abroad, was coached by Heap as they connected with Martinson in Germany...Todd, along with Commissioner Paul Tagliabue, Keith Brooking and Warrick Dunn of the Atlanta Falcons traveled to Germany in the spring of 2004 to visit troops heading to and returning from Iraq and Afghanistan...They also visited several hospitals to spend time with wounded soldiers...Joined Ed Hartwell, Terrell Suggs and other teammates for the Distinguished



86 TODD HEAP

2006

Game-by-Game Ravens

Date/Opp.	Receiving				Rushing			
	Rec.	Yds	Avg.	LG TDs	No.	Yds	Avg.	LG TDs
9/10 @ TB	5	46	9.2	13	0	0	0.0	0
9/17 vs. Oak.	5	17	3.4	6	1	0	0.0	0
9/24 @ Cle.	5	36	7.2	12	1	0	0.0	0
10/1 vs. SD	4	60	15.0	29	1	0	0.0	0
10/9 @ Den.	3	21	7.0	10	0	0	0.0	0
10/15 vs. Car.	5	55	11.0	15	1	0	0.0	0
10/29 @ NO	3	47	15.7	30	1	0	0.0	0
11/5 vs. Cin.	4	84	21.0	28	0	0	0.0	0
11/12 @ Ten.	4	49	12.3	19	0	0	0.0	0
11/19 vs. Atl.	6	62	10.3	14	0	0	0.0	0
11/26 vs. Pit.	7	58	8.3	20	1	0	0.0	0
11/30 @ Cin.	4	29	7.3	15	0	0	0.0	0
12/10 @ KC	4	33	8.3	12	0	0	0.0	0
12/17 vs. Cle.	5	58	11.6	19	0	0	0.0	0
12/24 @ Pit.	4	50	12.5	19	0	0	0.0	0
12/31 vs. Buf.	5	60	12.0	20	0	0	0.0	0
Total	73	765	10.5	30	6	0	0.0	0

Playoffs

1/13/07 vs. Ind.	3	28	9.3	23	0	0	0.0	0
Totals	3	28	9.3	23	0	0	0.0	0

2004

Game-by-Game Ravens

Date/Opp.	Receiving				Rushing			
	Rec.	Yds	Avg.	LG TDs	No.	Yds	Avg.	LG TDs
9/12 @ Cle.	9	86	9.6	24	0	0	0.0	0
9/19 vs. Pit.	3	27	9.0	14	0	0	0.0	0
9/26 @ Cin.	INACTIVE - ANKLE							
10/4 vs. KC	INACTIVE - ANKLE							
10/10 @ Was.	INACTIVE - ANKLE							
10/24 vs. Buf.	INACTIVE - ANKLE							
10/31 @ Phi.	INACTIVE - ANKLE							
11/7 vs. Cle.	INACTIVE - ANKLE							
11/14 @ NYJ	INACTIVE - ANKLE							
11/21 vs. Dal.	INACTIVE - ANKLE							
11/28 @ NE	INACTIVE - ANKLE							
12/5 vs. Cin.	3	22	7.3	8	0	0	0.0	0
12/12 vs. NYG	5	76	15.2	37	2	0	0.0	0
12/19 @ Ind.	4	58	14.5	24	1	0	0.0	0
12/26 @ Pit.	3	34	11.3	13	0	0	0.0	0
1/2/05 vs. Mia.	INACTIVE - ANKLE							
Totals	27	303	11.2	37	3	0	0.0	0

2002

Game-by-Game Ravens

Date/Opp.	Receiving				Rushing					
	Rec.	Yds	Avg.	LG TDs	No.	Yds	Avg.	LG TDs		
9/8 @ Car.	5	20	4.0	5	0	0	0.0	0		
9/15 vs. TB	3	20	6.7	11	0	0	0.0	0		
9/30 vs. Den.	5	84	16.8	33	2	0	0.0	0		
10/6 @ Cle.	4	53	13.3	17	0	0	0.0	0		
10/13 @ Ind.	2	38	19.0	31	0	1	14.0	14		
10/20 vs. Jax.	4	39	9.8	20	2	1	7.0	7		
10/27 vs. Pit.	6	51	8.5	11	0	0	0.0	0		
11/3 @ Atl.	5	60	12.0	16	0	0	0.0	0		
11/10 vs. Cin.	4	65	16.3	29	0	0	0.0	0		
11/17 @ Mia.	1	6	6.0	6	0	0	0.0	0		
11/24 vs. Ten.	4	42	10.5	17	0	1	2.0	2		
12/1 @ Cin.	3	30	10.0	22	1	0	0.0	0		
12/8 vs. NO	5	87	17.4	43	0	0	0.0	0		
12/15 @ Hou.	3	34	11.3	21	0	1	15.0	15		
12/22 vs. Cle.	7	61	8.7	12	0	0	0.0	0		
12/29 @ Pit.	7	146	20.9	42	1	0	0.0	0		
Totals	68	836	12.3	43	6	4	38	9.5	15	0

2005

Game-by-Game Ravens

Date/Opp.	Receiving				Rushing			
	Rec.	Yds	Avg.	LG TDs	No.	Yds	Avg.	LG TDs
9/11 vs. Ind.	4	38	9.5	11	0	0	0.0	0
9/18 @ Ten.	5	56	11.2	20	0	0	0.0	0
10/2 vs. NYJ	4	39	9.8	24	0	0	0.0	0
10/9 @ Det.	2	54	27.0	48	1	0	0.0	0
10/16 vs. Cle.	6	79	13.2	27	1	0	0.0	0
10/23 @ Chi.	7	71	10.1	22	0	0	0.0	0
10/31 @ Pit.	5	38	7.6	22	0	0	0.0	0
11/6 vs. Cin.	4	28	7.0	10	0	0	0.0	0
11/13 @ Jax.	5	58	11.6	19	0	0	0.0	0
11/20 vs. Pit.	4	29	7.3	14	0	0	0.0	0
11/27 @ Cin.	6	87	14.5	34	2	0	0.0	0
12/4 vs. Hou.	3	51	17.0	24	0	0	0.0	0
12/11 @ Den.	5	65	13.0	22	0	0	0.0	0
12/19 vs. GB	9	110	12.2	27	2	0	0.0	0
12/25 vs. Min.	4	30	7.5	11	1	0	0.0	0
1/1/06 @ Cle.	2	22	11.0	12	0	0	0.0	0
Totals	75	855	11.4	48	7	0	0.0	0

2003

Game-by-Game Ravens

Date/Opp.	Receiving				Rushing					
	Rec.	Yds	Avg.	LG TDs	No.	Yds	Avg.	LG TDs		
9/7 @ Pit.	6	55	9.2	12	0	0	0.0	0		
9/14 vs. Cle.	1	7	7.0	7	0	0	0.0	0		
9/21 @ SD	5	50	10.0	25	1	0	0.0	0		
9/28 vs. KC	4	48	12.0	32	0	1	9.0	9		
10/12 @ Ari.	1	2	2.0	2	0	0	0.0	0		
10/19 @ Cin.	7	129	18.4	31	0	0	0.0	0		
10/26 vs. Den.	3	54	18.0	33	0	0	0.0	0		
11/2 vs. Jax.	2	53	26.5	33	1	0	0.0	0		
11/9 @ STL	6	49	8.2	14	0	1	5.0	5		
11/16 @ Mia.	8	64	8.0	18	0	0	0.0	0		
11/23 vs. Sea.	1	22	22.0	22	0	1	7.0	7		
11/30 vs. SF	4	38	9.5	11	0	0	0.0	0		
12/7 vs. Cin.	1	14	14.0	14	0	0	0.0	0		
12/14 @ Oak.	6	93	15.5	31	1	0	0.0	0		
12/21 @ Cle.	1	14	14.0	14	0	0	0.0	0		
12/28 vs. Pit.	1	1	1.0	1	0	0	0.0	0		
Totals	57	693	12.2	33	3	3	21	7.0	9	0

Playoffs

1/3/04 vs. Ten.	6	80	13.3	35	1	0	0.0	0
Totals	6	80	13.3	35	1	0	0.0	0

2001

Game-by-Game Ravens

Date/Opp.	Receiving				Rushing			
	Rec.	Yds	Avg.	LG TDs	No.	Yds	Avg.	LG TDs
9/9 vs. Chi	5	57	11.4	24	0	0	0.0	0
9/23 @ Cin	2	16	8.0	11	0	0	0.0	0
9/30 @ Den.	DNP - ANKLE							
10/7 vs. Ten.	DNP - ANKLE							
10/14 @ GB	DNP - ANKLE							
10/21 @ Cle.	DNP - ANKLE							
10/28 vs. Jax.	0	0	0.0	0	0	0	0.0	0
11/4 @ Pit.	0	0	0.0	0	0	0	0.0	0
11/12 @ Ten.	0	0	0.0	0	0	0	0.0	0
11/18 vs. Cle.	1	24	24.0	24	1	0	0.0	0
11/25 @ Jax.	3	39	13.0	20	0	0	0.0	0
12/2 vs. Ind.	1	9	9.0	9	0	0	0.0	0
12/16 vs. Pit.	1	11	11.0	11	0	0	0.0	0
12/23 vs. Cin.	1	18	18.0	18	0	0	0.0	0
12/29 @ TB	2	32	16.0	17	0	0	0.0	0
1/7/02 vs. Min.	0	0	0.0	0	0	0	0.0	0
Totals	16	206	12.9	24	1	0	0.0	0

Playoffs

1/13/02 @ Mia.	1	11	11.0	11	0	0	0.0	0
1/20/02 @ Pit.	0	0	0.0	0	0	0	0.0	0
Totals	1	11	11.0	11	0	0	0.0	0

86 TODD HEAP

86 TODD HEAP

Speaker Series in Nov. 2004, presented by the Quarterback Club of Baltimore...Met with more than 35 pre-school-aged youngsters who visited the Ravens training camp in Westminster, MD as part of the Countdown to Kindergarten program in July 2005...CTK promoted school readiness and stresses the importance of early childhood experiences...In Sept. 2005, participated in Ed Mulitalo's 3rd annual Luau with proceeds benefiting Big Ed's Band Foundations...Joined Will Demps and teammates to serve as personal shoppers for 50 Baltimore youth, who received \$100 gift certificates from Wal-Mart...Co-hosts the annual Goodwill Industries Gridiron Halloween Party in October each year ('07 will be his 6th with this important fundraiser)...Over \$100,000 is raised annually to support the many Goodwill programs...Todd visited Elmwood Elementary school as part of the NFL's "Take A Player to School" event in December 2006...Heap and his wife, Ashley, have a daughter, Brooklyn (born 7/21/02) and twin boys, Preston and Kyle, (born 1/25/06)...Full name: Todd Benjamin Heap.

REGULAR SEASON

RECEIVING

Year	Team	GP	GS	No.	Yds.	Avg.	LG	TD
2001	Baltimore	12	6	16	206	12.9	24t	1
2002	Baltimore	16	16	*68	836	12.3	43	*6
2003	Baltimore	16	16	*57	*693	12.2	33t	3
2004	Baltimore	6	6	27	303	11.2	37	3
2005	Baltimore	16	16	75	855	11.4	48	*7
2006	Baltimore	16	16	*73	765	10.5	30	*6
Totals		82	76	316	3,658	11.6	48	26

*Led Team

RUSHING

Year	Team	GP	GS	No.	Yds.	Avg.	LG	TD
2001	Baltimore	12	6	0	0	0.0	0	0
2002	Baltimore	16	16	4	38	9.5	15	0
2003	Baltimore	16	16	3	21	7.0	9	0
2004	Baltimore	6	6	0	0	0.0	0	0
2005	Baltimore	16	16	0	0	0.0	0	0
2006	Baltimore	16	16	0	0	0.0	0	0
Totals		82	76	7	59	8.4	15	0

CAREER SINGLE-GAME HIGHS (regular season)

Receptions:

9 2 times (last: 12/19/05 vs. GB)

Yardage (all 100-yard games):

146 (12/29/02 at Pit.)

129 (10/19/03 at Cin.)

110 (12/19/05 vs. GB)

Long Gain:

48 (10/9/05 at Det.)

Touchdowns:

2 4 times (last: 12/19/05 vs. GB)

Additional Statistics: Has 5 career 2-pt conversions - 1 in 2002 and 4 in 2003. Heap also has 1 career-passing attempt (incomplete) in 2002.

POSTSEASON

RECEIVING

Year	Team	GP	GS	No.	Yds.	Avg.	LG	TD
2001	Baltimore	2	1	1	11	11.0	11	0
2003	Baltimore	1	1	6	80	13.3	35t	1
2006	Baltimore	1	1	3	28	9.3	23	0
Totals		4	3	10	119	11.9	35t	1

86 TODD HEAP





35 COREY IVY

CORNERBACK

YEARS IN NFL: 7

HT: 5-9

WT: 188

COLLEGE: OKLAHOMA

HS: MOORE, OK

BORN: 3/29/77, ST. LOUIS, MO

JOINED RAVENS: FREE AGENT, 2006

GAMES PLAYED/STARTED: (2001, 1/0); (2002, 16/0); (2003, 16/2); (2004, 16/0); (2005, 16/5); (2006, 13/0) **Total 78/7**

Playoffs (2002, 3/0); (2006, 1/0) **Total 4/0**

TRANSACTIONS: Signed with the Ravens (3-year contract) on 3/23/06...Signed by the Rams on 5/2/05...Signed to the Buccaneers' practice squad on 12/5/01...Waived by the Buccaneers on 12/3/01...Signed to the Buccaneers' active roster from their practice squad on 11/10/01...Signed to Tampa Bay's practice squad on 9/4/01...Waived by Tampa Bay on 9/2/01...Signed by the Buccaneers on 6/4/01...Waived by the Browns on 8/27/00...Signed by the Browns on 7/12/00...Signed by the Patriots off of their practice squad on 1/3/00...Signed to the New England practice squad on 12/29/99...Waived by the Patriots on 9/6/99...Originally signed with the Patriots as a rookie free agent on 5/11/99.

PRO: Tenacious defender and outstanding special teams performer, who enters 2007 with 78 career games, including 7 starts...Has 100 tackles (73 solo) from scrimmage, 3 INTs and 4 FFs...Ivy also has 87 career special teams tackles to his credit...Earned the team's *Ed Block Courage Award* from his teammates after playing in 13 games despite suffering a lacerated kidney in game 5 in 2006...Ivy posted 17 tackles, 6 PD, 2 FF and 2 sacks from scrimmage, while finishing 4th on the team with 14 special teams tackles...Also named Ravens Roost Unsung Hero, an annual award from the fan club...Saw action in 15 games, starting a *career-high 5*, while posting a *career-high 57 tackles* (47 solo), 7 PD, 2 sacks, 1 INT and 17 special teams tackles for the Rams in 2005...Played in all 16 games for Tampa Bay, racking up 17 special teams tackles in 2004...Played in all 16 games for the Buccaneers, started 2, and finished with 17 tackles (16 solo), 2 PD and team-high 16 special teams tackles in 2003...Played in all 16 regular season games, and all 3 post-season contests, tallied 1 tackle on defense and led team with 23 special teams tackles for Tampa Bay in 2002.

2006: (with Baltimore) Earned the team's *Ed Block Courage Award* in a vote by his teammates after playing in 13 games despite suffering a lacerated kidney in game 5...Ivy posted 17 tackles, 6 PD, 2 FF and 2 sacks from scrimmage, while finishing 4th on the team with 14 special teams tackles on the year...Also named Ravens Roost Unsung Hero, an annual award from the fan club...**2006 SEASON HIGHLIGHTS:** Saw action from scrimmage, posting 4 solo tackles, 2 PD, 1 sack and a FF in the 31-7 win in **game 15 at Pit. (12/24)**...Also saw action on special teams, netting 2 solo tackles against the Steelers...Had 2 solo tackles from scrimmage and saw action on special teams in **game 12 at Cin. (11/30)**...Also returned 2 punts for 7 yards and 1 KO for 14 yards after B.J. Sams broke his ankle against the Bengals...Subbed and had a spectacular game, posting 3 tackles from scrimmage, including 1 sack (part of a Ravens record-tying 9 sacks) and a FF (which Adalius Thomas recovered and returned 57 yards for a TD) in the 27-0 win in **game 11 vs. Pit. (11/26)**...Ivy also posted 3 PD and an INT against the Steelers...Saw action for the 1st time in 3 games (kidney) and had 1 special teams tackle in the 27-26 victory in **game 9 at Ten. (11/12)**...Inactive (kidney) in **games 6-8**...Saw action from scrimmage and on special teams in **game 5 at Den. (10/9)**...Ivy was injured in the 3rd quarter of the game against Denver and on the charter flight home was taken to the hospital after the flight was diverted to Pittsburgh, PA...It was determined that he had suffered a kidney laceration, and remained in Pittsburgh for observation and tests.

2005: (with St. Louis) Saw action in 16 games, *starting a career-high 5*, while posting a *career-high 57 tackles* (47 solo), 7 PD, 2 sacks, 1 INT and 17 special teams tackles for the Rams...**2005 SEASON HIGHLIGHTS:** Saw action at CB, making 2 solo tackles, 2 PD and 1 INT in the **season finale at Dal. (11/06)**...Posted 7 tackles, including 5 solo from scrimmage, 1 sack (-11 yards), had 1 FF and had a team-leading 4 special teams tackles in **game 14 vs. Phi. (12/18)**...Started at CB and recorded 6 tackles (4 solo) and had 1 sack (-3 yards) in **game 5 vs. Sea. (10/9)**...Led the secondary with a *career-high 11 tackles* (9 solo) from scrimmage and had 2 special teams stops in **game 2 at Ari. (9/18)**.

2004: (with Tampa Bay) Played in all 16 games, racking up 17 special teams tackles...**2004 SEASON HIGHLIGHTS:** Saw action on special teams and tied for the team-lead with 2 tackles in the **season finale at Ari. (1/2/05)**...Led the Bucs with 3 special teams stops in **game 9 at Atl. (11/14)**...Tied for team-high with 2 special teams stops in **game 5 at NO (10/10)**...Tied for the team lead with 2 special teams tackles in the **season opener at Was. (9/12)**.

OFF THE FIELD

Corey Ivy won the 2006 Ed Block Courage Award, in a vote by teammates. It is given annually to players who display a commitment to the principles of sportsmanship and courage.

35 COREY IVY

2003: (with Tampa Bay) Played in all 16 games for the Buccaneers, starting 2 and finished with 17 tackles (16 solo), 2 PD and team-high 16 special teams tackles...**2003 SEASON HIGHLIGHTS:** Collected 4 tackles (1 solo) from scrimmage and 1 special teams stop in **game 10 vs. GB (11/16)**...Saw action from scrimmage and netted 3 stops and had 3 special teams tackles in **game 9 at Car. (11/9)**...*Made 1st-career* start as nickelback and netted 7 tackles and 1 PD in **game 5 at Was. (10/12)**.

2002: (with Tampa Bay) Played in all 16 regular season games and all 3 postseason contests...Made 1 tackle on defense and led team with 23 special teams tackles...**2002 SEASON HIGHLIGHTS:** Led team with 3 special teams tackles and had 1 tackle from scrimmage in **Super Bowl XXXVII** against Oakland

RAVENS ROOST UNSUNG HERO AWARD

Presented annually to the Ravens' player who best demonstrates outstanding performance on the field, but does not receive recognition for his accomplishments. The award, voted by the presidents of the individual Ravens Roosts councils, is presented at the Roosts' Bull and Oyster Roast each February.

AWARD WINNERS

1996 - RB Earnest Byner
1997 - S Stevon Moore
1998 - OL Jeff Blackshear
1999 - DT Larry Webster
2000 - S Kim Herring
2001 - LB Jamie Sharper

2002 - DT Kelly Gregg
2003 - LB Ed Hartwell
2004 - C/G Casey Rabach
2005 - LB Adalius Thomas
2006 - DB Corey Ivy

2006 Game-by-Game Tackles

Ravens	Date/Opp.	TT	Solo	AS	INT	FF	FR	Sacks	PD
9/10 @ TB	0	0	0	0-0	0	0	0-0	0	0
9/17 vs. Oak.	0	0	0	0-0	0	0	0-0	0	0
9/24 @ Cle.	0	0	0	0-0	0	0	0-0	1	
10/1 vs. SD	1	0	1	0-0	0	0	0-0	0	0
10/9 @ Den.	0	0	0	0-0	0	0	0-0	0	0
10/15 vs. Car.	INACTIVE - KIDNEY								
10/29 @ NO	INACTIVE - KIDNEY								
11/5 vs. Cin.	INACTIVE - KIDNEY								
11/12 @ Ten.	0	0	0	0-0	0	0	0-0	0	0
11/19 vs. Atl.	3	3	0	0-0	0	0	0-0	0	0
11/26 vs. Pit.	3	3	0	1-0	1	0	1-13	3	
11/30 @ Cin.	2	2	0	0-0	0	0	0-0	0	0
12/10 @ KC	2	1	1	0-0	0	0	0-0	0	0
12/17 vs. Cle.	1	1	0	0-0	0	0	0-0	0	0
12/24 @ Pit.	4	4	0	0-0	1	0	1-0	2	
12/31 vs. Buf.	1	0	1	0-0	0	0	0-0	0	0
Totals	17	14	3	1-0	2	0	2-13	6	
Playoffs									
1/13/07 vs. Ind.	2	2	0	0-0	0	0	0-0	0	0
Totals	2	2	0	0-0	0	0	0-0	0	

2003 Game-by-Game Tackles

Buccaneers	Date/Opp.	TT	Solo	AS	INT	FF	FR	Sacks	PD
9/8 @ Phi.	0	0	0	0-0	0	0	0-0	0	0
9/14 vs. Car.	0	0	0	0-0	0	0	0-0	0	0
9/21 at Atl.	0	0	0	0-0	0	0	0-0	1	
10/6 vs. Ind.	0	0	0	0-0	0	0	0-0	0	0
10/12 @ Was.	7	7	0	0-0	0	0	0-0	1	
10/19 @ SF	1	1	0	0-0	0	0	0-0	0	0
10/26 vs. Dal.	1	1	0	0-0	0	0	0-0	0	0
11/2 vs. NO	1	1	0	0-0	0	0	0-0	0	0
11/9 @ Car.	3	3	0	0-0	0	0	0-0	0	0
11/16 vs. GB	4	3	1	0-0	0	0	0-0	0	0
11/24 vs. NYG	0	0	0	0-0	0	0	0-0	0	0
11/30 @ Jax.	0	0	0	0-0	0	0	0-0	0	0
12/7 @ NO	0	0	0	0-0	0	0	0-0	0	0
12/14 vs. Hou.	0	0	0	0-0	0	0	0-0	0	0
12/20 vs. Atl.	0	0	0	0-0	0	0	0-0	0	0
12/28 @ Ten.	0	0	0	0-0	0	0	0-0	0	0
Totals	17	16	1	0-0	0	0	0-0	2	

2005 Game-by-Game Tackles

Rams	Date/Opp.	TT	Solo	AS	INT	FF	FR	Sacks	PD
9/11 @ SF	2	0	2	0-0	0	0	0-0	0	0
9/18 @ Ari.	11	8	3	0-0	0	0	0-0	0	0
9/25 vs. Ten.	0	0	0	0-0	0	0	0-0	0	0
10/2 @ NYG	0	0	0	0-0	0	0	0-0	0	0
10/9 vs. Sea.	6	4	2	0-0	0	0	1-3	0	0
10/17 @ Ind.	1	1	0	0-0	1	0	0-0	1	
10/23 vs. NO	6	4	2	0-0	0	0	0-0	1	
10/30 vs. Jax.	8	7	1	0-0	0	0	0-0	0	0
11/13 @ Sea.	3	3	0	0-0	0	0	0-0	0	0
11/20 vs. Ari.	2	2	0	0-0	0	0	0-0	0	0
11/27 @ Hou.	3	2	1	0-0	0	0	0-0	0	0
12/4 vs. Was.	0	0	0	0-0	0	0	0-0	1	
12/11 @ Min.	6	4	2	0-0	0	0	0-0	1	
12/18 vs. Phi.	7	4	3	0-0	1	0	1-11	0	
12/24 vs. SF	2	0	2	0-0	0	0	0-0	0	0
1/1/06 @ Dal.	3	1	2	0-0	0	0	0-0	2	
Totals	60	40	20	1-9	2	0	2-14	6	

2001 Game-by-Game Tackles

Buccaneers	Date/Opp.	TT	Solo	AS	INT	FF	FR	Sacks	PD
9/9 @ Dal.	ON PRACTICE SQUAD								
9/30 @ Min.	ON PRACTICE SQUAD								
10/7 vs. GB	ON PRACTICE SQUAD								
10/14 @ Ten.	ON PRACTICE SQUAD								
10/21 vs. Pit.	ON PRACTICE SQUAD								
10/28 vs. Min.	ON PRACTICE SQUAD								
11/4 @ GB	ON PRACTICE SQUAD								
11/11 @ Det.	5	3	2	0-0	0	0	0-0	2	
11/18 vs. Chi.	DID NOT PLAY								
11/26 @ STL	DID NOT PLAY								
12/2 @ Cin.	DID NOT PLAY								
12/9 vs. Det.	DID NOT PLAY								
12/16 @ Chi.	DID NOT PLAY								
12/23 vs. NO	DID NOT PLAY								
12/29 vs. Bal.	DID NOT PLAY								
1/6/02 vs. Phi.	DID NOT PLAY								
Totals	5	3	2	0-0	0	0	0-0	2	



35 COREY IVY

(1/26/03)...Racked up season-high 4 special teams tackles in the **season finale at Chi. (12/29)**...Led the team with 3 special teams tackles in **game 7 at Phi. (10/20)**...Made 3 special teams tackles in **game 2 at Bal. (9/15)**.

2001: (with Tampa Bay) Played in 1 game after being signed to the active roster from their practice squad on 11/10...**2001 SEASON HIGHLIGHTS:** Made 6 tackles in his *NFL debut* in **game 8 at Det. (11/11)**...Spent the 1st 8 weeks of season on practice squad before being signed to active roster.

2000: (with Cleveland) Spent training camp with the Browns.

1999: (with New England) Spent portion of rookie season on the Patriots' practice squad after signing with club as undrafted free agent.

COLLEGE: Two-year letterman at Oklahoma...Finished his career with 69 tackles, 4 INTs, 9 PD, 1 blocked PAT, and another returned for a safety...Ivy was a 2-year starter at Northeastern Oklahoma A&M prior to transfer...Tallied 52 tackles, 3 INTs, and team-high 18 PD in final season at A&M...Added 51-yard punt return for a TD...Majored in sociology...**PERSONAL:** Earned district MVP and All-State honors as senior at Moore (OK) HS...Started at RB and CB...Rushed for 1,614 yards and 21 TDs as a senior...Also lettered in track...Part of group of Buccaneers to visit MacDill Air Force Base in Florida on 9/10/02 to meet and honor men and women of United States Armed Forces for efforts in defending the U.S....Corey won the **2006 Ed Block Courage Award**, voted on by teammates and given annually to players who display a commitment to the principles of sportsmanship and courage...Corey took part in 'Shop with a Raven', when players hosted dependants of military personnel and took the children shopping with a \$100 gift certificate for the holidays in Dec. 2006...He was also a personal shopper at the 2nd-annual Holiday Helpers, providing \$150 gift certificates each for underprivileged children in the Baltimore area in Dec. 2006...Ivy took part in the Football 101 Festival, where he signed autographs and participated in fan forums on 11/13/06...Helped build a house as part of the Sandtown Habitat for Humanity in Sep. 2006...Was named the 2006 Ravens Roost Unsung Hero Award winner...Corey married the former Emilia Downs on 4/22/06...Full name: Corey Terrell Ivy.

REGULAR SEASON

Year	Team	GP	GS	TT	TACKLES				INTERCEPTIONS				FUMBLES			
					Solo	Asst	SK	Yards	No	Yds	Lg	TDs	PD	FF	FR	Yds
2001	Tampa Bay	1	0	5	3	2	0	0	0	0	0	0	2	0	0	0
2002	Tampa Bay	16	0	1	0	1	0	0	0	0	0	0	0	0	0	0
2003	Tampa Bay	16	2	17	16	1	0	0	0	0	0	0	2	0	0	0
2004	Tampa Bay	16	0	0	0	0	0	0	0	0	0	0	0	0	0	0
2005	St. Louis	16	5	60	40	20	2	14	1	19	19	0	6	2	0	0
2006	Baltimore	13	0	17	14	3	2	13	1	0	0	0	6	2	0	0
Totals		78	7	100	73	27	4	27	2	19	19	0	16	4	0	0

Special Teams Tackles (87): 2002 (23); 2003 (16); 2004 (17); 2005 (17); 2006 (14)

CAREER SINGLE-GAME HIGHS (regular season)

Total Tackles:

11 (9/18/05 at Ari.)

Sacks:

1 3 times (last: 11/26/06 vs Pit.)

Forced Fumbles:

1 2 times (last: 12/24/06 at Pit.)

Passes Defensed:

3 (11/26/06 vs. Pit.)

Solo Tackles:

7 (10/12/03 at Was.)

INTs:

1 2 times (last: 11/26/06 vs Pit.)

Fumble Recoveries:

None

POSTSEASON

Year	Team	GP	GS	TT	TACKLES				INTERCEPTIONS				FUMBLES			
					Solo	Asst	SK	Yards	No	Yds	Lg	TDs	PD	FF	FR	Yds
2002	Tampa Bay	3	0	3	3	0	0	0	0	0	0	0	0	0	0	0
2006	Baltimore	1	0	2	2	0	0	0	0	0	0	0	0	0	0	0
Totals		4	0	5	5	0	0	0	0	0	0	0	0	0	0	0

35 COREY IVY



95 JARRET JOHNSON

LINEBACKER/DEFENSIVE END

YEARS IN NFL: 5

HT: 6-3

WT: 270

COLLEGE: ALABAMA

HS: CHIEFLAND (FL)

BORN: 8/14/81, HOMESTEAD, FL

JOINED RAVENS: DRAFT 4A (109TH), 2003

GAMES PLAYED/STARTED: (2003, 15/1); (2004, 16/0); (2005, 16/12); (2006, 16/2) **Total 63/15**

Playoffs (2003, 1/0); (2006, 1/0) **Total 2/0**

TRANSACTIONS: Jarret Johnson signed a 5-year deal with the Ravens on 3/5/07...Re-signed with the Baltimore Ravens on 3/17/06...Was originally selected with the 109th-overall pick and was the 1st of 2 (Ovie Mughelli) Ravens selected in the 4th round of the 2003 NFL Draft.

PRO: Versatile athlete who saw action along the DL and as a LB in 2006...Fearless, physical athlete with a non-stop motor...Saw action in all 16 games, starting 2...Posted 35 tackles (23 solo), 2 PD and *tyed a career high with 1.5 sacks*...Set a *career high with 61 tackles*, including the *1st sack of his career* (finished the season with 1.5 sacks), 2 PD and a FR in 2005...Saw action in 16 games in 2004, posting 30 tackles, 1 PD, 1 FR and his *1st-career INT*, which he returned 6 yards for his *1st-career TD*...Saw extensive and valuable action in his rookie season...Recorded 18 tackles (9 solo) and 1 PD in 15 games in 2003...Also had 1 tackle in the Wild Card game.

2006: Saw action in all 16 games, starting 2...Posted 35 tackles (23 solo), 2 PD and *tyed a career high with 1.5 sacks*...**2006 SEASON HIGHLIGHTS:** Subbed and posted 2 tackles in the 19-7 win in the **season finale vs. Buf. (12/31)**...Saw action at DE, OLB and MLB, posting 2 solo tackles and a half-sack (part of the Ravens' record-tying 9 sacks) in the 27-0 win in **game 11 vs. Pit. (11/26)**...Started at LB for Ray Lewis (back) and netted 3 tackles and a solo special teams tackle in the 24-10 win in **game 10 vs. Atl. (11/19)**...Posted 4 tackles and had 2 QB hits in **game 6 vs. Car. (10/15)**...Johnson also had 1 KOR for 6 yards against the Saints...Started at RDE and had 3 solo tackles, including a sack (-11 yards) on the last play of the game when QB Philip Rivers was looking for a Hail Mary attempt in the 16-13 win in **game 4 vs. SD (10/1)**...Saw action from scrimmage and netted 3 tackles and 2 QB hits, helping the Ravens' defense hold the Browns to just 38 yards rushing in the 15-14 victory in **game 3 at Cle. (9/24)**.

2005: Played in all 16 games, starting 12 in 2005...Recorded a *career-high 61 tackles* (37 solo), 1.5 sacks, 2 PD and 1 FF...**2005 SEASON HIGHLIGHTS:** Posted 2 solo tackles, including 1 TFL (-5 yards) during a goal-line stand in **game 15 vs. Min. (12/25)**...Netted 5 tackles and 3 QB pressures in the 48-3 win in **game 14 vs. GB (12/19)**...Netted 4 tackles (3 solo) and had 1 PD, which led to a LB Adalius Thomas INT (Thomas returned it for 1 TD), in **game 12 vs. Hou. (12/4)**...Posted 6 tackles (4 solo), a sack (-1 yard) and a FF, which was recovered by Bart Scott, in the 16-13 OT win in **game 10 vs. Pit. (11/20)**...Started at LB and posted a *career-high 8 tackles* (7 solo) and a half-sack (-3 yards) in **game 9 at Jax. (11/13)**.

2004: Saw action in 16 games in 2004, providing solid depth along the DL...Posted 30 tackles (17 solo), 1 PD and his 1st-career INT, which he returned for his 1st-career TD in the season finale vs. Miami (1/2/05)...**2004 SEASON HIGHLIGHTS:** Saw action off the bench, recording 1 tackle and the *1st INT of his career*, which he returned 6 yards for his *1st-career TD* in the 30-23 victory in the **season finale vs. Mia. (1/2/05)**...Subbed and posted 4 tackles and 1 PD in **game 15 at Pit. (12/26)**...Saw extended action from scrimmage and posted 3 tackles, including 1 TFL in the 37-14 victory in **game 13 vs. NYG (12/12)**...Saw action off the bench and tied for the DL lead with 6 tackles in **game 11 at NE (11/28)**...Recorded 3 tackles, including 1 TFL, as the Ravens held the Redskins to 107 total yards (2nd-lowest total in team history), including just 52 yards rushing in **game 5 at Was. (10/10)**.

2003: Saw action in 15 games, starting 1 as a rookie...Recorded 18 tackles (9 solo) and 1 PD in 15 games...Also had 1 tackle in the Ravens' postseason contest...**2003 SEASON HIGHLIGHTS:** *Started his 1st-career game* at LDE, subbing for injured Anthony Weaver in **game 12 vs. SF (11/30)**

OFF THE FIELD

Jarret and his wife, Anna, joined his Ravens teammates at the Annual Goodwill Gridiron Halloween Party in October of 2006. The event raised a total of \$100,000 to help those in need in the Baltimore area.



95 JARRET JOHNSON

and posted 2 solo tackles and 1 PD (which led to an INT)...Played from scrimmage and netted 1 tackle in **game 11 vs. Sea. (11/23)**...Saw action from scrimmage and on special teams and posted 4 tackles, including 1 for loss (-5 yards) in **game 7 vs. Den. (10/26)**...Subbed and tallied 2 tackles in **game 5 at Ari. (10/12)**.

COLLEGE: Only 2-time captain in Alabama Crimson Tide history...His 23 sacks ranked 2nd on the Alabama's career-record list, topped only by Derrick Thomas (52 for -408 yards, 1985-88)...His 25 TFL (-74 yards) tied Leroy Cook (1972-75) for 2nd place on the school's career-record list behind Kindal Moorehead's record of 34 (1998-2002)...His combined sacks and TFL (48) is surpassed only by Thomas (74) on Alabama's career-record chart...Recorded 190 tackles (110 solo) with 23 sacks (-194 yards) and 25 stops of ball carriers for losses of 122 yards...A 3-year starter, Johnson joined Kenny King and Moorehead to form 1 of the premier DLs in college football his final 3 years...All-American 2nd-team choice by *The NFL Draft Report* as a senior...All-SEC 1st-team pick by the *AP*...The heart and soul of a defensive unit that held opponents to under 100 yards rushing in 7 games...Recorded 54 tackles (27 solo) with 5 sacks (-44 yards), 4 TFL (-11 yards) and a team-high 21 QB pressures...Recorded 3 FFs and had 1 PD...Opened the season with 6 tackles (5 solo), 3 pressures and 1 FF on a tackle delivered to tailback Dwone Hicks...Most tackles in a game came against Auburn when he registered 9 tackles and 1 pressure...All-SEC 1st-team choice by the *Associated Press* and *Birmingham News* as a junior...Started all year at LDT, serving as team captain...Recorded 54 tackles (32 solo) with 9 sacks (-72 yards) and 5 TFL (-22 yards)...Had 10 QB pressures, 2 FFs and 1 PD...Played in the Independence Bowl vs. Iowa State and posted 6 tackles and 1 sack for an 8-yard loss...All-SEC 2nd-team choice by the *AP* as a sophomore...Started every

2006

Game-by-Game Tackles

Ravens

Date/Opp.	TT	Solo	AS	INT	FF	FR	Sacks	PD
9/10 @ TB	1	1	0	0-0	0	0	0-0	1
9/17 vs. Oak.	2	1	1	0-0	0	0	0-0	0
9/24 @ Cle.	3	1	2	0-0	0	0	0-0	0
10/1 vs. SD	3	3	0	0-0	0	0	1-11	0
10/9 @ Den.	2	2	0	0-0	0	0	0-0	0
10/15 vs. Car.	4	1	3	0-0	0	0	0-0	0
10/29 @ NO	3	2	1	0-0	0	0	0-0	1
11/5 vs. Cin.	2	2	0	0-0	0	0	0-0	0
11/12 @ Ten.	3	2	1	0-0	0	0	0-0	0
11/19 vs. Atl.	3	2	1	0-0	0	0	0-0	0
11/26 vs. Pit.	2	2	0	0-0	0	0	5-5.5	0
11/30 @ Cin.	0	0	0	0-0	0	0	0-0	0
12/10 @ KC	2	1	1	0-0	0	0	0-0	0
12/17 vs. Cle.	0	0	0	0-0	0	0	0-0	0
12/24 @ Pit.	3	2	1	0-0	0	0	0-0	0
12/31 vs. Buf.	2	1	1	0-0	0	0	0-0	0
Totals	35	23	12	0-0	0	0	1.5-16.5	2

Playoffs

1/13/07 vs. Ind.	2	2	0	0-0	0	0	0-0	0
Totals	2	2	0	0-0	0	0	0-0	0

2004

Game-by-Game Tackles

Ravens

Date/Opp.	TT	Solo	AS	INT	FF	FR	Sacks	PD
9/12 @ Cle.	1	1	0	0-0	0	0	0-0	0
9/19 vs. Pit.	1	0	1	0-0	0	0	0-0	0
9/26 @ Cin.	2	2	0	0-0	0	0	0-0	0
10/4 vs. KC	2	0	2	0-0	0	0	0-0	0
10/10 @ Was.	3	2	1	0-0	0	0	0-0	0
10/24 vs. Buf.	0	0	0	0-0	0	1	0-0	0
10/31 @ Phi.	1	1	0	0-0	0	0	0-0	0
11/7 vs. Cle.	2	2	0	0-0	0	0	0-0	0
11/14 @ NYJ	1	1	0	0-0	0	0	0-0	0
11/21 vs. Dal.	1	0	1	0-0	0	0	0-0	0
11/28 @ NE	6	2	4	0-0	0	0	0-0	0
12/5 vs. Cin.	1	1	0	0-0	0	0	0-0	0
12/12 vs. NYG	3	1	2	0-0	0	0	0-0	0
12/19 @ Ind.	1	1	0	0-0	0	0	0-0	0
12/26 @ Pit.	4	2	2	0-0	0	0	0-0	1
1/2/05 vs. Mia.	1	1	0	1-6t	0	0	0-0	0
Totals	30	17	13	1-6	0	1	0-0	1

2005

Game-by-Game Tackles

Ravens

Date/Opp.	TT	Solo	AS	INT	FF	FR	Sacks	PD
9/11 vs. Ind.	1	1	0	0-0	0	0	0-0	0
9/18 @ Ten.	6	3	3	0-0	0	0	0-0	0
10/2 vs. NYJ	2	2	0	0-0	0	0	0-0	0
10/9 @ Det.	3	1	2	0-0	0	0	0-0	0
10/16 vs. Cle.	3	2	1	0-0	0	0	0-0	1
10/23 @ Chi.	2	2	0	0-0	0	0	0-0	0
10/31 @ Pit.	2	1	1	0-0	0	0	0-0	0
11/6 vs. Cin.	4	1	3	0-0	0	0	0-0	0
11/13 @ Jax.	8	7	1	0-0	0	0	0.5-3.0	0
11/20 vs. Pit.	6	4	2	0-0	1	0	0.1-0.1	0
11/27 @ Cin.	3	1	2	0-0	0	0	0-0	0
12/4 vs. Hou.	4	3	1	0-0	0	0	0-0	1
12/11 @ Den.	6	2	4	0-0	0	0	0-0	0
12/19 vs. GB	5	2	3	0-0	0	0	0-0	0
12/25 vs. Min.	2	2	0	0-0	0	0	0-0	0
1/1/06 @ Cle.	4	3	1	0-0	0	0	0-0	0
Totals	61	37	24	0-0	1	0	0.15-4.0	2

2003

Game-by-Game Tackles

Ravens

Date/Opp.	TT	Solo	AS	INT	FF	FR	Sacks	PD
9/7 @ Pit.	2	1	1	0-0	0	0	0-0	0
9/14 vs. Cle.	1	1	0	0-0	0	0	0-0	0
9/21 @ SD	0	0	0	0-0	0	0	0-0	0
9/28 vs. KC	1	1	0	0-0	0	0	0-0	0
10/12 @ Ari.	2	1	1	0-0	0	0	0-0	0
10/19 @ Cin.	0	0	0	0-0	0	0	0-0	0
10/26 vs. Den.	4	0	4	0-0	0	0	0-0	0
11/2 vs. Jax.	0	0	0	0-0	0	0	0-0	0
11/9 @ STL	0	0	0	0-0	0	0	0-0	0
11/16 @ Mia.	0	0	0	0-0	0	0	0-0	0
11/23 vs. Sea.	1	1	0	0-0	0	0	0-0	0
11/30 vs. SF	2	1	1	0-0	0	0	0-0	1
12/7 vs. Cin.	2	1	1	0-0	0	0	0-0	0
12/14 @ Oak.	2	1	1	0-0	0	0	0-0	0
12/21 @ Cle.				INACTIVE				
12/28 vs. Pit.	1	1	0	0-0	0	0	0-0	0
Totals	18	9	9	0-0	0	0	0-0	1

Playoffs

1/3/04 vs. Ten.	1	1	0	0-0	0	0	0-0	0
Totals	1	1	0	0-0	0	0	0-0	0

95 JARRET JOHNSON

95 JARRET JOHNSON

game at LDT, registering a career-high 64 tackles (43 solo), including 7 sacks (-58 yards) and 14 TFL (-69 yards)...Had a team-high 26 QB pressures and blocked a kick...Also 1 PD...Best game came against Tennessee when Jarret had 2 sacks (-15 yards), 4 pressures and 5 tackles...Played in every game, starting the Houston contest as a freshman...Recorded 18 tackles (8 solo) with a pair of sacks (-20 yards) and 6 QB pressures...**PERSONAL:** Attended Chiefland (FL) HS...*Super Prep* All-American and Border Wars 3rd-team All-South pick...Played both DE and DT...Finished career with more than 40 sacks...As a junior, led his team to the 2A state championship game and earned 2nd-team All-State honors...Second-team All-South choice by Forrest Davis...Had 97 tackles, 25 sacks and 31 TFL as a junior...Public relations major...Jarret helped coach at a FCA (Fellowship of Christian Athletes) football camp in Tuscaloosa, AL in the 2004 offseason...Participated in the Maryland Kids Fest in July 2004, signing autographs and running a Gatorade Junior Training Camp...Posed with Tucker, Johnson's chocolate Labrador, for the 2005 and 2006 Friends of Baltimore Animal Shelter calendar...Proceeds benefited area shelters...Served as celebrity bagger with Maake Kemoeatu at Giant Food in Westminster, MD in 2005; donations and a silent auction benefited the Carroll County Youth Service Bureau; The bureau provides a continuum of community-based mental health services for children, adults...Jarret won the 2005 Extra Effort Award...Award is given each year by the Ravens Roost No. 7 (Hagerstown, MD) to a Ravens' player who worked hard all season, providing an "extra effort" on the field...Recipients have stepped up in the clutch and performed when a teammate was hurt and exerted full effort when on the field...Jarret participated in the annual Goodwill Industries Gridiron Halloween Party in October 2005 and '06, and the funds raised support the many Goodwill programs...Married the former Anna Grimes on 4/3/04...Full name: Jarret Webster Johnson.

REGULAR SEASON

Year	Team	TACKLES							INTERCEPTIONS					FUMBLES		
		GP	GS	TT	Solo	Asst	SK	Yards	No	Yds	Lg	TDs	PD	FF	FR	Yds
2003	Baltimore	15	1	18	9	9	0	0	0	0	0	0	1	0	0	0
2004	Baltimore	16	0	30	17	13	0	0	1	6	6	1	1	0	1	0
2005	Baltimore	16	12	61	37	24	1.5	4	0	0	0	2	1	0	0	
2006	Baltimore	16	2	35	23	12	1.5	16.5	0	0	0	2	0	0	0	
Totals		63	15	144	86	58	3	20.5	1	6	6	1	6	1	1	0

Special Teams Tackles (6): 2006 (6)

CAREER SINGLE-GAME HIGHS (regular season)

Total Tackles:

8 (11/13/05 at Jax.)

Sacks:

1 2 times (last: 10/1/06 vs. SD)

Forced Fumbles:

1 (11/20/05 vs. Pit.)

Passes Defended:

1 6 times (last: 10/29/06 at NO)

Solo Tackles:

8 (11/13/05 at Jax.)

INTs:

1 (1/2/05 vs. Mia.)

Fumble Recoveries:

1 (10/24/04 vs. Buf.)

Additional Statistics: Has 4 career KO returns for 34 yards - 3 for 28 in 2006, 1 for 6 yards in 2004

POSTSEASON

Year	Team	TACKLES							INTERCEPTIONS					FUMBLES		
		GP	GS	TT	Solo	Asst	SK	Yards	No	Yds	Lg	TDs	PD	FF	FR	Yds
2003	Baltimore	1	0	1	0	1	0	0	0	0	0	0	0	0	0	0
2006	Baltimore	1	0	2	2	0	0	0	0	0	0	0	0	0	0	0
Totals		2	0	3	2	1	0	0	0	0	0	0	0	0	0	0

95 JARRET JOHNSON





70 MATT KATULA

LONG SNAPPER

YEARS IN NFL: 3

HT: 6-6

WT: 272

COLLEGE: WISCONSIN

HS: CATHOLIC MEMORIAL (WAUKESHA, WI)

BORN: 8/22/82, BROOKFIELD, WI

JOINED RAVENS: ROOKIE FREE AGENT, 2005

GAMES PLAYED/STARTED: (2005, 16/0); (2006, 16/0) **Total 32/0****Playoffs** (2006, 1/0) **Total 1/0****TRANSACTIONS:** Matt Katula signed with the Baltimore Ravens on 4/29/05 as a rookie free agent.**PRO:** Tough, productive athlete with good ball speed on his snaps...Brings consistency to the long snapper position...Saw action in all 16 games for the 2nd-consecutive year, snapping for all 37 PATs, 30 FGAs and 86 punts in **2006**...Also posted 5 special teams tackles in 2006...Katula saw action in all 16 games as a rookie in **2005**, snapping on 86 punts, 35 FGAs and 23 PATs...Also had a big presence in the coverage game, finishing with 10 special teams tackles in 2005.**2006:** Saw action in all 16 games for the 2nd-consecutive year, snapping for all 37 XPAs, 30 FGAs and 86 punts...Also posted 5 special teams tackles on the year...**2006 SEASON HIGHLIGHTS:** Saw action in his *1st-career postseason game*, snapping for all 5 punts and both FGs and had 1 tackle in the **Divisional Playoff game vs. Ind. (1/13/07)**...Snapped on all 4 punts, 4 FGAs and 2 XPAs and netted 2 special teams tackles in the 26-20 win in **game 8 vs. Cin. (11/5)**...Snapped on all 6 punts and 3 FGAs, including the 52-yard game-winner, plus added 1 special teams tackle in the 15-14 victory in **game 3 at Cle. (9/24)**...Snapped on all 7 punts, 4 FGs and 2 XPAs and had 1 special teams tackle in the 28-6 victory in **game 2 vs. Oak. (9/17)**...Snapped on all 3 XPAs, both FGAs and 6 punts and also had 1 special teams tackle in the 27-0 victory in the **season opener at TB (9/10)**.**2005:** Saw action in all 16 games as a rookie and snapped for every special teams play...Katula *led all NFL long snappers with 10 special teams tackles*...**2005 SEASON HIGHLIGHTS:**Snapped on all 3 punts, 1 PAT and 1 FGA and netted a special teams tackle in **game 13 at Den. (12/11)**...Snapped on all 8 punts, 1 PAT and the game-winning 38-yard FG, and a special teams tackle in the 16-15 win in **game 12 vs. Hou. (12/4)**...Snapped on all 8 punts, a PAT and 3 FGAs, including the 44-yard game winner in OT, in the 16-13 OT win in **game 10 vs. Pit. (11/20)**...Also had 2 special teams tackles against the Steelers...Snapped on 7 punts and 1 FGA and had a *career-high 3 special teams tackle* in **game 9 at Jax. (11/13)**...Snapped for all 5 punts, 2 FGAs and 1 PAT in the 13-3 win in **game 3 vs. NYJ (10/2)**...Snapped on 10 Ravens punts, a PAT and a FGA in **game 2 at Ten. (9/18)**...*Saw his 1st-career NFL action*, snapping on 4 punts, 3 FGAs and 1 PAT in **game 1 vs. Ind. (9/11)**.**COLLEGE:** Was a significant contributor to the Badgers' special teams unit, seeing action in 48 of 51 games in his career...Earned 4 varsity letters...Was the Badgers' No. 1 long snapper in his final 3 seasons at Wisconsin...Drew significant attention during the Wisconsin Pro Day, when he hit the mark on all but 1 of 35 attempts in a targeted long-snap exercise...In 2004, played in all 12 games for the Badgers, recording 4 tackles (3 solo)...The Badgers had just 1 punt blocked in 2004, and none of their 21 FGAs...As a junior, made 3 tackles...Recovered 2 fumbles...His sophomore year, Katula played in all 14 games, making 3 tackles...In 2001, played in the 1st 9 games before suffering a broken arm, which caused him to miss the final 3 games...Red-shirted in 2000...Majored in political science...**PERSONAL:** Was 1st-team All-Conference on offense and 2nd-team on defense his senior year at Catholic Memorial (Waukesha, WI) HS...Attended Football 101 Festival event for women, which taught practical football skills in Nov. 2005...With former teammate Dave Zastudil in Sept. 2005, visited the Living Classrooms educational campus in downtown Baltimore and spoke to students from Crossroads Middle School, toured the facility and worked with participants in the Fresh Start program...In Oct. 2005, joined Ravens staff and volunteers in refurbishing a home with**OFF THE FIELD**

Matt participated in the ESPN Zone Holiday PAL (Police Athletic League) Party, hosting underprivileged youth at an event with food, games and fun.

70 MATT KATULA

Sandtown Habitat for Humanity, as part of the NFL/United Way Hometown Huddle...Matt participated in the ESPN Zone Holiday PAL (Police Athletic League) Party, hosting underprivileged youth at an event with food, games and fun Dec. 2006...For the 2nd-consecutive year, he took part in the Football 101 Festival, where he signed autographs and participated in fan forums (Nov. 2005 and '06)...Also took part in the Ravens' annual Goodwill Gridiron Halloween party benefiting Goodwill Industries in 2005 and '06...Visited Sharp Leadenhall Elementary school and spoke to the students about the importance of education in October 2006...Created the **Katula #70 Foundation** in 2007, established to provide for the growth and development of community sports programs; the foundation intends to help children that need financial support and guidance to achieve their goals...Foundation website is www.perfectlaces.com...Married the former Allison Casper on 2/19/05...Full name: Matthew Charles Katula.

REGULAR SEASON

SPECIAL TEAMS TACKLES (15): 2005 (10); 2006 (5)

CAREER SINGLE-GAME HIGHS (regular season)

Total Special Teams Tackles:

3 (11/13/05 at Jax.)

Solo Tackles:

1, 8 times (last: 9/10/06 at TB)

POSTSEASON

SPECIAL TEAMS TACKLES (1): 2006 (1)


70 MATT KATULA

M&T BANK STADIUM FIRSTS

M&T Bank Stadium opened for the 1998 season, and the Ravens played their 1st game on Sept. 6 versus the Steelers.

EVENT	OPPONENT	DATE	SCORE
1st Win	Cincinnati Bengals	9/27/98	31-24 - Ravens
1st Loss	Pittsburgh Steelers	9/6/98	20-13 - Steelers
1st Passing TD (Jermaine Lewis From Eric Zeier, 64 Yards - 4th Quarter)	Pittsburgh Steelers	9/6/98	20-13 - Steelers
1st Rushing TD (Priest Holmes, 3-Yard run - 1st Quarter)	Cincinnati Bengals	9/27/98	31-24 - Ravens
1st Interception (Duane Starks - 2nd quarter)	Pittsburgh Steelers	9/6/98	20-13 - Steelers
1st Field Goal (Matt Stover, 41 yards - 1st quarter)	Pittsburgh Steelers	9/6/98	20-13 - Steelers
1st Blocked Punt (Ed Reed - 2nd quarter: Den. 16-yard line - Led to a Jamal Lewis TD 3 plays later)	Denver Broncos	9/30/02	34-23 - Ravens





71 KENNY KING

DEFENSIVE TACKLE

YEARS IN NFL: 4

HT: 6-4

WT: 284

COLLEGE: ALABAMA

HS: DAPHNE (AL)

BORN: 4/23/81, DAPHNE, AL

JOINED RAVENS: FREE AGENT, 2007

GAMES PLAYED/STARTED: (2003, 11/1); (2004, IR); (2005, IR) **Total 11/1**

Playoffs (2006, 1/0) **Total 1/0**

TRANSACTIONS: King was signed as a free agent by the Baltimore Ravens and allocated to the Frankfurt Galaxy of NFL Europa on 2/7/07...Waived by the Arizona Cardinals on 12/12/06...Signed as a free agent by Arizona on 12/4/06...Waived on 9/1/06 by the Cardinals...Spent the 2004 and 2005 seasons on the Cardinals' Injured Reserve (wrist injuries)...Selected by Arizona in the 5th round (141st overall) of 2003 NFL Draft.

PRO: Athletic and quick DT who has appeared in 11 career games with 1 start, collecting 21 tackles, 2 sacks, 2 FFs and 1 FR...Signed as a free agent with the Cardinals for 1 game in **2006** (was inactive vs. Sea. on 12/10) and then was waived by the team...He was forced to spend the **2004** and **2005** seasons on the Cardinals' IR with wrist injuries...Was on Arizona's training camp roster, but was released before the season began.

2005: (with Arizona) Spent his 2nd-consecutive season on IR after re-injuring a wrist injury during the preseason.

2004: (with Arizona) Did not see any action after suffering a wrist injury that forced him onto IR.

2003: (with Arizona) King played in 11 games (1 start), collecting 21 tackles, 2 sacks, 2 FFs and 1 FR...Tallied 4 tackles, 1 sack (-5 yards) and 1 FF in **game 16 vs. Min. (12/28)**...Recorded his **1st NFL sack** in **game 15 at Sea. (12/21)** when he dropped Matt Hasselbeck for an 8-yard loss, sending the QB to the bench with an injury...Posted his **1st-career start** while registering 4 tackles and a QB hurry in **game 13 at SF (12/7)**...Had 1 FR in **game 11 vs. STL (11/23)**...Returned from a toe injury in **game 7 vs. SF (10/26)** and posted 2 tackles...King was inactive (dislocated toe sustained in practice) for **games 2-6**...Played sparingly in **season-opener at Det. (9/7)**.

COLLEGE: A 4-year starter for the Crimson Tide...Finished his collegiate career with 190 tackles, 11.5 sacks, 77 QB hurries and 6 FRs in 43 games...Was a 1st-team All-Southeastern Conference selection by the league's coaches his senior season...Was also 1 of the NCAA's top student-athletes while at Alabama...Earned Verizon/CoSIDA academic district IV All-America honors as a senior, becoming the 1st Alabama player since Major Ogilvie in 1976 to receive the award...Added Academic All-SEC accolades in both his junior and senior seasons...Was a marketing major at Alabama...**PERSONAL:** Attended Daphne (AL) HS, registering 120 tackles, 10 sacks, 5 FRs and 5 FFs as a senior...Helped Daphne to a school-best 10-2 record that season...Also lettered in track, participating in the shot put...Finished 2nd in the state meet as a senior with a 57-foot attempt...Full name is Kenneth Bernard King.

REGULAR SEASON

Year	Team	GP	GS	TACKLES					INTERCEPTIONS					FUMBLES		
				TT	Solo	Asst	SK	Yards	No	Yds	Lg	TDs	PD	FF	FR	Yds
2003	Arizona	11	1	21	11	10	2	13	0	0	0	0	0	2	1	0
Totals		11	1	21	11	10	2	13	0	0	0	0	0	2	1	0

CAREER SINGLE-GAME HIGHS (regular season)

Total Tackles:

4 2 times (last: 12/28/03 vs. Min.)

Sacks:

1 2 times (last: 12/28/03 vs. Min.)

Forced Fumbles:

1 2 times (last: 12/28/03 vs. Min.)

Solo Tackles:

4 (12/28/03 vs. Min.)

INTs:

None

Fumble Recoveries:

1 (11/23/03 vs. STL)



4 SAM KOCH

PUNTER

YEARS IN NFL: 2

HT: 6-1

WT: 230

COLLEGE: NEBRASKA

HS: SEWARD (NE)

BORN: 8/13/82, YORK, NE

JOINED RAVENS: DRAFT 6A (203RD), 2006

GAMES PLAYED/STARTED: (2006, 16/0) **Total 16/0**

Playoffs (2006, 1/0) **Total 1/0**

TRANSACTIONS: Sam Koch (pronounced COOK) was the 203rd selection (6th round) of the 2006 NFL Draft...Koch is the 1st-ever Raven drafted from Nebraska and the 2nd punter taken by Baltimore (Dave Zastudil – 4a, 112th overall in 2002) in franchise history.

PRO: Strong-legged punter with outstanding accuracy and placement...Saw action in all 16 games in 2006, punting 86 times for 3,695 yards for a 43.0 average, placing 30 inside the 20 (4th-most in the NFL)...Koch also finished the year tied (Jones, Mia.) with the 2nd-most punts downed inside the 10-yard line with 12 and tied for the 2nd-fewest TBs (3) in the NFL.

2006: Saw action in all 16 games, punting 86 times for 3,695 yards for a 43.0 average, placing 30 inside the 20 (4th-most in the NFL)...Koch also finished the year tied (Jones, Mia.) with the 2nd-most punts downed inside the 10-yard line with 12 and tied for the 2nd-fewest TBs (3) in the NFL...**2006**

SEASON HIGHLIGHTS: Booted 4 punts for 184 yards for a 46.0 avg., placing 2 inside the 20 in the 31-7 win in **game 15 at Pit. (12/24)**...Hit 4 punts for 162 yards for a 40.5 avg., including 3 inside the 20 and a long of 51 in severely windy conditions in the 20-10 victory in **game 13 at KC (12/10)**...Punted 7 times for 330 yards with a **career long of 61** (47.1 average), placing 1 inside the 20 in **game 12 at Cin. (11/30)**...Booted 6 punts for 259 yards (43.2 avg.), with a long of 54, and placed 2 inside the 20 in the 35-22 victory in **game 7 at NO (10/29)**...Koch placed a punt on the Saints' 2-yard line in the 3rd quarter, which set up a Dawan Landry INT, returned for a TD against the Saints...Punted 7 times for 336 yards (48.0 avg.), placing 2 inside the 20 and had a crushing tackle on a punt return in the 16-13 win in **game 4 vs. SD (10/1)**...Continued to be a weapon as he punted 7 times for 303 yards (43.3 avg.), placing 3 inside the 20, with a long of 60 in the 28-6 victory in **game 2 vs. Oak. (9/17)**...Kicked off 6 times and booted 6 punts for 282 yards (47.0 avg.), including a long of 56 in the 27-0 victory in the **season opener at TB (9/10)**.

COLLEGE: Was Nebraska's punter from 2004-05 after holding KO duties for 7 games in 2003...Played in 30 career games, 23 of which came as the Huskers' No. 1 punter...He racked up a career-punting average of 44.1 yards (with 56 kicks inside the 20 and a long of 84 yards) to finish 3rd in school annals...As a senior, Koch put together the best campaign ever at his position in school history, as he **broke the single-season punting average mark with a 46.5-yard average** in 2005...Koch's average ranked 2nd nationally and helped Nebraska to a No. 2 national ranking in net punting (39.9 avg.)...As a senior, Koch was a semifinalist for the Ray Guy Award and earned a 1st-team All-American nod by *NationalChamps.net*...Was also a 1st-team All-Big 12 pick (*Kansas City Star*), **2nd-team All-Big 12 selection** (*San Antonio Express News*) and **honorable mention All-Conference** honoree by *The Associated Press* and Big 12 Coaches...In his senior year in 2005, Koch posted a stellar campaign by breaking Nebraska's single-season punting average with a 46.5-yard mark, placing 29 boots inside the 20 and launching a long of 84 yards...The 2005 average bested the previous record of 45.1 yards per punt by current Bengals P Kyle Larson in 2003...Finished the year ranked 2nd nationally in punting average, he guided the Huskers special teams to a No. 2 collegiate ranking in net punting (39.9 avg.)...A semifinalist for the Ray Guy Award, he earned **1st-team All-America** honors by *NationalChamps.net* and **1st-team All-Big 12** accolades (*Kansas City Star*)...Koch was also a **2nd-team all-conference** selection by the *San Antonio Express News* and an **honorable-mention All-League** choice by *The Associated Press* and the Big 12 coaches...In the Huskers' 1st 3 contests, Koch kicked 3 punts of 70 yards or more to become only the 2nd punter in school history with 3 kicks of 70 yards or more...One of his top boots on the year came on a 76-yard blast in a win over Wake Forest (9/10) when he stuck the Demon Deacons at their own 8-yard line...Against Pitt (9/17), Koch placed 5 of his 8 punts inside the Panthers' 20-yard line, and delivered a **career-long 84-yarder, the 2nd-longest punt in school history and the longest in Big 12 history**...That performance earned him Big 12 Special Teams Player of the Week...In his collegiate finale in the 2005 Alamo Bowl (12/28), Koch posted a 51.5-yard average on 8 punts against Michigan, including 5 50-plus yarders...In his initial season with punting duties for Nebraska in 2004,



4 SAM KOCH

Koch averaged 41.3 yards on 63 punts, with a long of 65 yards while placing 27 inside the 20...Koch had 40 punts that traveled 40 yards or more...The Huskers posted a No. 16 national ranking in net punting at 38.4 yards per attempt...He connected on at least 1 punt of 50 yards or more in 8 of 11 contests and surpassed the 48-yard barrier in every single game...Koch backed up Kyle Larson at punter as a sophomore in 2003, but did not attempt a punt. He was the Huskers' KO specialist for the 2nd half of the season...Booted 18 of his 32 KOs for TBs, and in his final 6 games, opponents had just 10 returns totaling 165 yards...Did not see game action as a redshirt freshman in 2002, but served as the backup punter...Redshirted as a freshman...**PERSONAL:** A versatile athlete at Seward (NE) HS, Koch played LB, FB and TE along with taking on all the team's kicking duties...He also played soccer, basketball and baseball...A former walk-on, he received a scholarship at Nebraska before the start of the 2004 season...Earned a degree in business administration in December of 2005...He was named to the 2005 2nd-team Academic All-Big 12 squad and the 2005 Big 12 Commissioner's Spring and Fall Academic Honor Roll...Sam took part in the Football 101 Festival when he signed autographs and participated in fan forums in Nov. 2006...He and his wife, Nikki, were married in May of 2005...The couple has 3 children, Ryan (8) and Braxtyn (3) and Kaidyn (1)...Name is pronounced: COOK...Full name: Sam D. Koch.

2006

Game-by-Game

Ravens

PUNTING

Date/Opp.	No.	Yards	Avg.	TB	In 20	LG	BK	50+
9/10 @ TB	6	282	47.0	1	0	56	0	2
9/17 vs. Oak.	7	303	43.3	0	3	60	0	3
9/24 @ Cle.	6	235	39.2	0	3	53	0	1
10/1 vs. SD	7	336	48.0	0	2	56	0	1
10/9 @ Den.	6	253	42.2	0	1	55	0	3
10/15 vs. Car.	5	216	43.2	0	2	58	0	1
10/29 @ NO	6	259	43.2	0	2	54	0	1
11/5 vs. Cin.	4	182	45.5	0	2	52	0	1
11/12 @ Ten.	5	194	38.8	0	2	47	0	0
11/19 vs. Atl.	4	146	36.5	0	1	41	0	0
11/26 vs. Pit.	6	259	43.2	0	2	55	0	2
11/30 @ Cin.	7	330	47.1	1	1	61	0	2
12/10 @ KC	4	162	40.5	0	3	51	0	2
12/17 vs. Cle.	5	201	40.2	0	1	49	0	0
12/24 @ Pit.	4	184	46.0	1	2	55	0	2
12/31 vs. Buf.	4	153	38.3	0	3	54	0	1
Totals	86	3,695	43.0	3	30	61	0	22



REGULAR SEASON

PUNTING

Year	Team	GP	GS	No.	Yds.	Avg.	LG	I20	TB	Blk
2006	Baltimore	16	0	86	3,695	43.0	61	30	3	0
TOTALS		16	0	86	3,695	43.0	61	30	3	0

CAREER HIGHS

- Punts:** 7 3 times (last: 11/30/06 at Cin.)
- Longest:** 61 (11/30/06 at Cin.)
- Inside 20:** 3 4 times (last: 12/31/06 vs. Buf.)

POSTSEASON

PUNTING

Year	Team	GP	GS	No.	Yds.	Avg.	LG	I20	TB	Blk
2006	Baltimore	1	0	5	190	38.0	47	1	1	0
TOTALS		1	0	5	190	38.0	47	1	1	0

4 SAM KOCH



26 DAWAN LANDRY

SAFETY

YEARS IN NFL: 2

HT: 6-0

WT: 220

COLLEGE: GEORGIA TECH

HS: HAHNVILLE (BOUTTE, LA)

BORN: 12/30/82, AMA, LA

JOINED RAVENS: DRAFT 5A (146TH), 2006

GAMES PLAYED/STARTED: (2006, 16/14) **Total 16/14**

Playoffs (2006, 1/1) **Total 1/1**

TRANSACTIONS: Dawan Landry was the 146th selection (5th round) of the 2006 NFL Draft...He was the 1st of 2 selections in the 5th round with TE Quinn Sypniewski taken 166th overall...Landry was also the 2nd player taken by Baltimore from Georgia Tech in 2006 (RB P.J. Daniels was selected by the Ravens' as the 2nd pick in the 4th round at the 132nd-overall spot)...Baltimore had not selected a Tech player since 1998 when it chose LB Ron Rogers in the 6th round (164th).

PRO: Hard-hitting safety with great range who is a fierce competitor and has great instincts...Earned a starting job as a rookie in 2006...Named to the *Pro Football Weekly/Professional Football Writers of America All-Rookie Team* on 1/22/07...Saw action in all 16 games, starting 14, and recorded 89 tackles, the 2nd-highest rookie total in team history (Ray Lewis - 142 in 1996)...Also finished 2nd on the NFL's No. 1-rated defense with an *NFL rookie-best 5 INTs* (1 of which he returned for a TD), had 13 PD and 3 sacks (-16 yards)...Landry was the top recipient of Performance Based Pay for the 2006 season...The Performance Based Pay system was created as part of the 2002 Collective Bargaining Agreement extension...The system creates a fund used as a supplemental form of player compensation based on a comparison of playing time to salary.

2006: Named to the *Pro Football Weekly/Professional Football Writers of America All-Rookie Team* on 1/22/07...Saw action in all 16 games, starting 14...Recorded 89 tackles, the 2nd-highest rookie total in team history (Ray Lewis - 142 in 1996)...Also finished 2nd on the NFL's No. 1-rated defense with an *NFL rookie-best 5 INTs* (1 of which he returned for a TD), had 13 PD and 3 sacks (-16 yards)...**2006 SEASON HIGHLIGHTS:** Started and netted 4 tackles (3 solo), 2 PD, 1 sack (-8 yards) and 1 INT, setting up a Ravens' FG in the 31-7 win in **game 15 at Pit. (12/24)**...Started and posted 5 tackles (3 solo), an INT (which he returned 37 yards to the Cleveland 16), setting up the Ravens' 1st score in the 27-17 win in **game 14 vs. Cle. (12/17)**...Started and was all over the field, posting a *career-high 10 tackles* (7 solo), netting his *1st-career sack* (-1 yard) and had 1 PD in the 27-26 victory in **game 9 at Ten. (11/12)**...Saw action off the bench and had 4 tackles, 2 PD and a *career-high 2 INTs*, returning 1 12 yards for his *1st-career TD* in **game 7 at NO (10/29)**...Along with fellow DB Ronnie Prude, the duo became the 1st pair of rookie teammates to return INTs for a TD in the same game (NO) since 1964 (when Houston's Pete Jaquess and Benny Nelson achieved it against Oakland on 9/19/64)...Netted 6 tackles (3 solo), 1 TFL, 1 PD and his *1st-career INT*, ending Carolina QB Jake Delhomme's franchise-record 150 passes without an INT in **game 6 vs. Car. (10/15)**...Started his *1st-career game* at safety and had 5 tackles (3 solo) and 1 PD in the 27-0 victory in the **season opener at TB (9/10)**.

COLLEGE: The *All-Atlantic Coast Conference 2nd-team* FS was originally recruited as a QB, but moved to the secondary during 2002 spring drills...Started 37 of 50 games...Landry closed out his career with 250 tackles, the 3rd-highest total in school history for a DB...He posted 141 solo tackles and 3 sacks (-28 yards), plus 20.5 TFL (-88 yards)...Landry also posted 1 FF and 4 FRs...He gained 38 yards on 7 INT returns and 9 PD...Spent his sophomore and junior seasons at SS before moving to FS as a senior...All-Atlantic Coast Conference 2nd-team selection as a senior in 2005...Shifted to FS, helping Tech rank in the Top 25 nationally in total defense (22nd), rushing defense (13th), pass efficiency defense (23rd), scoring defense (23rd), INTs (6th), turnover margin (16T), and takeaways (16T)...He ranked 5th in the ACC with 4 INTs for 12 yards in returns...Started all year at SS as a junior in 2004...Ranked 3rd on team with 81 tackles (45 solo)...Had 3 sacks (-28 yards) and 10 TFL (-49 yards)...Caused 1 fumble and had 2 PD...Also had 1 INT...Part of a unit that ranked 12th in the nation in total defense, 13th against the rush, 21st in points allowed and 21st in pass efficiency defense...Moved to the starting lineup at SS as a sophomore in 2003...Finished 4th on the team with a career-high 85 tackles (41 solo)...Had 6 TFL (-10 yards) and 2 FRs...Deflected 2 passes and grabbed 2 INTs for 28 return yards...Played every game on special teams, posting 8 tackles (4 solo) as a redshirt freshman in 2002...Graduated in December of 2005 with a degree in management from Georgia Tech.



26 DAWAN LANDRY

PERSONAL: Named to the All-Southern team by the *Orlando Sentinel* and tabbed to Max Emfinger's Louisiana Super Elite 18 as a senior at Hahnville (Boutte, LA) HS...He was rated the 3rd-best athletic QB in the nation by Emfinger and was selected to *PrepStar's* All-Southeast Region team...Landry added All-Metro and All-River Parishes MVP honors during his final year and garnered All-State honorable mention...He passed for 1,291 yards and rushed for 1,575 yards accounting for 25 TDs, including 15 rushing and 10 passing, with only 2 INTs...Led Hahnville to an 11-0 regular season record before falling in the 2nd round of the playoffs in his senior campaign...Added 1,950 yards passing and 795 yards rushing as a junior...Was also a standout basketball player...Younger brother, LeRon, was drafted by the Washington Redskins in the 1st round (6th overall) in the 2007 NFL Draft...Landry was the top recipient of Performance Based Pay for the 2006 season...The Performance Based Pay system was created as part of the 2002 Collective Bargaining Agreement extension...The system creates a fund used as a supplemental form of player compensation based on a comparison of playing time to salary...Full name: Dawan Frank Landry.

2006
Game-by-Game Tackles
Ravens

Date/Opp.	TT	Solo	AS	INT	FF	FR	Sacks	PD
9/10 @ TB	5	3	2	0-0	0	0	0-0	1
9/17 vs. Oak.	9	6	3	0-0	0	0	0-0	1
9/24 @ Cle.	6	4	2	0-0	0	0	0-0	0
10/1 vs. SD	4	3	1	0-0	0	0	0-0	0
10/9 @ Den.	3	2	1	0-0	0	0	0-0	0
10/15 vs. Car.	6	3	3	1-0	0	0	0-0	1
10/29 @ NO	4	3	1	2-28(t)	0	0	0-0	2
11/5 vs. Cin.	5	3	2	0-0	0	0	0-0	0
11/12 @ Ten.	10	7	3	0-0	0	0	1-1	1
11/19 vs. Atl.	4	1	3	0-0	0	0	0-0	2
11/26 vs. Pit.	4	1	3	0-0	0	0	0-0	0
11/30 @ Cin.	8	5	3	0-0	0	0	1-7	0
12/10 @ KC	5	3	2	0-0	0	0	0-0	1
12/17 vs. Cle.	5	3	2	1-37	0	0	0-0	1
12/24 @ Pit.	4	3	1	1-36	0	0	1-8	2
12/31 vs. Buf.	7	5	2	0-0	0	0	0-0	1
Totals	89	55	34	5-101	0	0	3-16	13

Playoffs

1/13/07 vs. Ind.	1	0	1	0-0	0	0	0-0	0
Totals	1	0	1	0-0	0	0	0-0	0



REGULAR SEASON

Year	Team	TACKLES						INTERCEPTIONS				FUMBLES				
		GP	GS	TT	Solo	Asst	SK	Yards	No	Yds	Lg	TDs	PD	FF	FR	Yds
2006	Baltimore	16	14	89	55	34	3	16	5	101	37	1	13	0	0	0
Totals		16	14	89	55	34	3	16	5	101	37	1	13	0	0	0

Special Teams Tackles (4): 2006 (4)

CAREER SINGLE-GAME HIGHS (regular season)

Total Tackles:

10 (11/12/07 at Ten.)

Sacks:

1 3 times (last: 12/24/06 at Pit.)

Forced Fumbles:

None

Passes Defensed:

2 3 times (last: 12/24/06 at Pit.)

Solo Tackles:

7 (11/12/07 at Ten.)

INTs:

2 (10/29/06 at NO)

Fumble Recoveries:

None

POSTSEASON

Year	Team	TACKLES						INTERCEPTIONS				FUMBLES				
		GP	GS	TT	Solo	Asst	SK	Yards	No	Yds	Lg	TDs	PD	FF	FR	Yds
2006	Baltimore	1	0	1	0	1	0	0	0	0	0	0	0	0	0	0
Totals		1	0	1	0	1	0	0	0	0	0	0	0	0	0	0



52 RAY LEWIS

LINEBACKER

YEARS IN NFL: 12 **HT:** 6-1 **WT:** 250
COLLEGE: MIAMI (FL) **HS:** KATHLEEN (LAKELAND, FL)
BORN: 5/15/75, BARTOW, FL
JOINED RAVENS: DRAFT 1B (26TH), 1996
PRO BOWLS (8): 1997-01, '03, '04, '06

GAMES PLAYED/STARTED: (1996, 14/13); (1997, 16/16); (1998, 14/14); (1999, 16/16); (2000, 16/16); (2001, 16/16); (2002, 5/5); (2003, 16/16); (2004, 15/15); (2005, 6/6); (2006, 14/14) **Total 148/147**

Playoffs (2000, 4/4); (2001, 2/2); (2003, 1/1); (2006, 1/1) **Total 8/8**

TRANSACTIONS: Ray Lewis re-signed with the Ravens on 8/1/03...Signed a renegotiated contract with Baltimore on 7/21/02...Signed a renegotiated contract with Baltimore on 2/27/01...Signed a renegotiated contract with the Ravens on 11/20/98...Signed a renegotiated deal with Baltimore on 8/25/97...Was Baltimore's 2nd pick in the 1st round (26th overall) of the 1996 NFL Draft (after Jonathan Ogden was selected with the 4th overall choice in that draft)...Ravens obtained the 26th pick from San Francisco in a 1995 draft-day trade...Was the 4th LB selected overall in the draft (Kevin Hardy - 2nd overall by Jacksonville, John Mobley - 15th overall by Denver and Reggie Brown - 17th overall by Detroit).

PRO: *Eight-time Pro Bowler, 2-time NFL Defensive Player of the Year and Super Bowl XXXV MVP*, who continues to cement his legacy as the greatest LB and one of the best players in NFL history...Earned his 8th *Pro Bowl* nod in 2006 after an injury to Broncos LB Al Wilson, but Lewis could not play due to a hand injury, giving way to teammate Bart Scott, who earned his 1st-career Pro Bowl...Started 14 games (missing 2 with a back injury) and *led the team for the 9th time in his career with 164 tackles* (9th 100-tackle season), 9 PD, 5 sacks (-36.5 yards), 2 INTs, 1 FF and 1 FR...Led the NFL's No. 1-rated defense in tackles in 9 games...Lewis started 6 games in 2005 before a hamstring injury and subsequent surgery ended his season...Was on pace for a superior year in 2005, posting 77 tackles (on pace for 205 tackles) before the injury...Started 15 games in 2004 (missing 1 due to a broken wrist)...Earned 2nd-straight *Pro Bowl* berth as he led the team (8th time in his career) with 200 tackles (3rd 200-tackle season), including 122 solo, 1 sack, 3 PD, 2 FRs and 1 FF in 2004...Also named *1st-team All Pro* by the AP, *2nd-team All Pro* by *College and Pro Football Weekly* and *Football Digest* and *All Pro* by the *Sporting News* in 2004...Earned 2003 *AP NFL Defensive Player of the Year* honors for the 2nd time (2000), becoming just the 6th player in NFL history to win multiple times (Lawrence Taylor - 3 times, Joe Greene, Mike Singletary, Bruce Smith and Reggie White - 2 times each)...Was the leading vote-getter (49 of 50) when he earned *1st-team AP All-Pro* honors...Also earned *Pro Football Weekly, PFWA and Football Digest Defensive MVP* honors...Was named to *Dr. Z's Sports Illustrated All-Pro team, Pro Football Weekly's All-NFL team, Pro Football Weekly's All-AFC team, Football Digest's All-Pro 1st-team, the Sporting News' All-Pro team* and received the *KC 101 AFC Defensive Player of the Year* award for the 3rd time...Lewis and DE Bruce Smith are the only players to win the award 3 times...Finished the season with a *franchise-record 225 tackles* in 2003...Also recorded 13 PD, led all NFL LBs with 6 INTs and added 1.5 sacks, 2 FFs and 2 FR in the regular season...Lewis also led the team with 18 tackles in the post-season...Lewis has led the NFL in tackles 4 times (1997, 1999, 2001 and 2003)...In June 2003, Ray was voted the NFL's most dominant player by NFL head coaches (*CBS Sportsline*)...He received 10 votes and no other player received more than 2...Was limited to only 5 games in 2002 due to a shoulder injury...Still managed to rank 5th on the team with 85 tackles in those 5 games...Also posted 2 INTs, 2 PD, 1 FF and 1 FR in 2002...Earned *AFC Defensive Player of the Week* honors week 3 vs. Denver after posting 20 tackles (12 solo), 2 PD and an INT on Monday Night Football...Ray earned his 5th consecutive *Pro Bowl* in 2001 when he led the NFL in tackles (196)...Ray earned 1st-team *All-Pro* honors in 2001...He was the 2nd player in NFL history to win both *NFL Defensive Player of the Year* and *Super Bowl MVP (2000)*...DT Harvey Martin of Dallas won Defensive Player of the Year in 1977 and was co-MVP of Super Bowl XXII with DT Randy White...*Pro Bowl starter* and 1st-team *All-Pro* while leading the Ravens to the Super Bowl - all at age 25...The emotional and physical leader of the Ravens, Lewis was voted to his *4th straight Pro Bowl* in 2000 and again led the team in tackles (187)...Named a unanimous *All-Pro*...In 2000, led a defense that set a 16-game single-season record for fewest points allowed (165), set the 16-game record for fewest rushing

OFF THE FIELD

Ray joined forces with teammate Mark Clayton to distribute 400 Thanksgiving meals to Baltimore families in need on November 21, 2006.



yards allowed (970), recorded 4 shutouts, 1 shy of the post-1970 merger record, and finished 1st league-wide in 6 key defensive categories...Led all NFL tacklers in 2000 postseason with 31 (44 after coaches video review)...In **1999**, he was credited with 198 tackles (131 solo) by Ravens coaches, 167 total tackles according to NFL play-by-plays, which led all NFL tacklers (Tampa Bay's Derrick Brooks was 2nd with 153)...Ray made his 2nd trip to the **Pro Bowl** following the **1998** season after leading the Ravens for the 3rd straight year with 154 tackles...Also tabbed for *The Sporting News All-Pro Team*...Won the **John Mackey Award** in June of '97, as voted by his peers, as the AFC's best LB...In his 2nd NFL season, Ray served as the "veteran" leader of the Ravens' young linebacking corps in **1997**, which consisted of Lewis and 5 rookies...Selected as the "needs" player for the victorious AFC squad in the **1997 Pro Bowl** after leading the NFL with 210 tackles, 68 more than his team-leading total in 1996...Stepped into the starting MLB role in his rookie season at age 21 and earned *USA Today's All-Rookie* team honors after leading the Ravens with 142 tackles.

2006: Earned his 8th **Pro Bowl** nod after an injury to Broncos LB Al Wilson, but Lewis could not play due to a hand injury, giving way to teammate Bart Scott, who earned his 1st-career Pro Bowl...Started 14 games (missing 2 with a back injury) and **led the team for the 9th time in his career with 164 tackles** (9th 100-tackle season), 9 PD, 5 sacks (-36.5 yards), 2 INTs, 1 FF and 1 FR...Led the NFL's No.1-rated defense in tackles in 9 games...**2006 SEASON HIGHLIGHTS:** Started and led the team with a **postseason franchise-record and career-high 23 tackles**, including 13 solo while helping hold the Colts to 2.9 yards per rush in the **Divisional Playoff game vs. Ind. (1/13/07)**...Lewis also tied for the team lead with 3 PD (with 1 leading to an INT) and had 2 QB hits against the Colts...Started and led the team with 11 tackles (7 solo), a .5 sack and 2 QB hits in the 27-17 win in **game 14 vs. Cle. (12/17)**...Led the team with 9 tackles (6 solo) and 1 sack (part of a Ravens' record-tying 9 sacks), and held the Steelers to just 21 rushing yards in the 27-0 win in **game 11 vs. Pit. (11/26)**...Was a game-day inactive (back) in **games 9 and 10**...Posted 7 tackles (6 solo) and had 2 PD in the 35-22 victory in **game 7 at NO (10/29)**...Lewis also had an INT (in the end zone - the 23rd of his career) against the Saints, which resulted in a Ravens' TD 12 plays later...Started and had 10 tackles (7 solo) in **game 5 at Den. (10/9)**...Started and led the team with 22 tackles (his 5th-career 20-tackle game), including 12 solo and 2 QB hits in the 16-13 win in **game 4 vs. SD (10/1)**...Led the team with 10 tackles, including 7 solo en route to earning **AFC Defensive Player of the Week** honors for his performance in the 27-0 victory in the **season opener at TB (9/10)**...Also had 1 sack (-9 yards) and led the team with 3 PD, 1 of which was on 3rd-and-4 from the Ravens' 13-yard line to force 4th down...His 2nd was on the ensuing play on 4th down when he knocked away a QB Chris Simms pass to preserve the shutout.

2005: Started the 1st 6 games of the season and recorded 77 tackles (was on pace for 205 tackles on the season), 1 sack, 3 PD, 1 INT and 1 FR before missing the final 10 games of the year after surgery to repair a torn hamstring...Placed on Injured Reserve on 12/8...**2005 SEASON HIGHLIGHTS:** Was inactive (hamstring) in **games 7-12**...Posted 13 tackles (5 solo) before leaving the game in the 4th quarter with a hamstring injury in **game 6 at Chi. (10/23)**...Was all over the field, leading the team with 10 tackles, 2 PD, an INT (which led to a FG) and a FR, which led to a TD, in **game 5 vs. Cle. (10/16)**...Earned defensive game ball for his effort vs. the Browns...Led the team with 14 tackles (9 solo), including 1 TFL and a QB hit in **game 4 at Det. (10/9)**...Paced the team with 13 tackles (10 solo) and his 1st sack of the season (-1 yard) in the 13-3 victory in **game 3 vs. NYJ (10/2)**...Started and led the team with 15 tackles (10 solo) and a PD in **game 2 at Ten. (9/18)**...Started at LB and picked up where he left off last season, leading the team with 12 tackles, including 9 solo, and 1 QB hit in **game 1 vs. Ind. (9/11)**.

2004: Dynamic ILB earned his **7th Pro Bowl** nod in 9 seasons after leading the Ravens with 200 tackles (the 3rd 200-tackle performance of his career), including 122 solo...Named **1st-team All Pro** by the AP, **2nd-team All Pro** by *College and Pro Football Weekly* and *Football Digest* and **All Pro** by the *Sporting News* in 2004...Lewis started the season's 1st 15 games, but missed game 16 vs. Mia. due to a broken wrist...Recovered 2 fumbles, had 3 PD, 1 sack and 1 FF...Two of his PD led to INTs by teammates, including 1 that Ed Reed returned 106 yards for a TD in game 8 vs. Cle., setting an NFL record...Posted a season-high 17 tackles, including 9 solo (surpassing 1,000 solo tackles for his career), and 1 TFL vs. Pit. (9/19)...**2004 SEASON HIGHLIGHTS:** Was a game-day inactive (broken wrist) in the 30-23 victory in the **season finale vs. Mia. (1/2/05)**...Led the team with 16 tackles, including 10 solo in **game 15 at Pit. (12/26)** while playing with a broken wrist...Recorded 10 tackles, including 7 solo and 1 FF in **game 14 at Ind. (12/19)**, when he broke his wrist in the 1st half...Led the Ravens with 16 tackles, including 10 solo in the 30-10 victory in **game 10 vs. Dal. (11/21)**...Led the team with 12 tackles (8 solo), including 1 TFL and a PD, leading to an Ed Reed INT...Reed returned it an NFL record 106 yards for a TD to seal the win in **game 8 vs. Cle. (11/7)**...Posted 16 tackles (10 solo) and 1 PD, which led to a Chad Williams INT that he returned 94 yards...Ravens capitalized with a Matt Stover FG to extend the lead to 20-6 in **game 6 vs. Buf. (10/24)**...Led the team with 11 tackles (6 solo) as the Ravens held the Redskins to 107 total

52 RAY LEWIS

yards (2nd-lowest total in team history), including just 52 yards rushing in **game 5 at Was. (10/10)**...Led the team with 17 tackles, including 9 solo (surpassing 1,000 solo tackles for his career), including 1 for loss, and 1 QB hit in 30-13 win in **game 2 vs. Pit. (9/19)**.

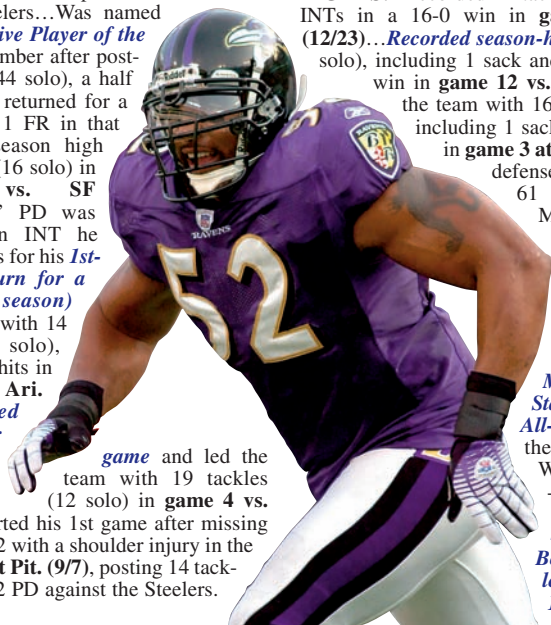
2003: Started all 16 games earning *AP NFL Defensive Player of the Year* honors for the 2nd time (2000), becoming just the 6th player in NFL history to win multiple times (Lawrence Taylor – 3 times, Joe Greene, Mike Singletary, Bruce Smith and Reggie White – 2 times each)...Earned his **6th Pro Bowl** nod and was the leading vote-getter (49 of 50) for *1st-team AP All-Pro* honors...Also earned *Pro Football Weekly*, *PFWA* and *Football Digest Defensive MVP* honors...Was named to Dr. Z's *Sports Illustrated All-Pro team*, *Pro Football Weekly's All-NFL team*, *Pro Football Weekly's All-AFC team*, *Football Digest's All-Pro 1st-team* and *The Sporting News' All Pro team*...Was named *AFC Defensive Player of the Year* by the KC 101 Club for the 3rd time in 4 years, and won the *NFL Alumni LB of the Year* award as he finished the season with a **franchise-record 225 tackles**...Also recorded 13 PD, led all NFL LBs with 6 INTs, 1.5 sacks, 2 FFs and 2 FRs in the regular season...**2003 SEASON HIGHLIGHTS:** Led team with a then-postseason franchise-record 18 tackles, including 12 solo in the **Wild Card loss vs. Ten. (1/3/04)**...Led team with 15 tackles (9 solo), 1 PD and 1 INT, his **career-high 6th INT** in the **season finale vs. Pit. (12/28)**...**Earned Defensive Player of the Week** honors for his performance against the Steelers...Was named the *AFC Defensive Player of the Month* for November after posting 58 tackles (44 solo), a half sack, 2 INTs (1 returned for a TD), 1 FF and 1 FR in that span...Tied a season high with 19 tackles (16 solo) in **game 12 vs. SF (11/30)**...Lewis' PD was recorded on an INT he returned 29 yards for his **1st-career INT return for a TD (regular season)**...Led the team with 14 tackles (10 solo), including 2 QB hits in **game 5 at Ari. (10/12)**...**Started his 100th-career**

game and led the team with 19 tackles (12 solo) in **game 4 vs. KC (9/28)**...Started his 1st game after missing 11 games in 2002 with a shoulder injury in the **season opener at Pit. (9/7)**, posting 14 tackles (9 solo) and 2 PD against the Steelers.

2002: Started 5 games before being placed on injured reserve (shoulder) on 11/26...Still managed to finish 5th on the team with 85 tackles (57 solo)...Also had 1 FF, 1 FR, 2 PD and 2 INTs for the season...Placed on IR (shoulder) on 11/26...**2002 SEASON HIGHLIGHTS:** Returned to the starting lineup **week 10 at Mia. (11/17)**, after missing 5 games with a shoulder injury...**Led the team with 18 tackles** (13 solo) against the Dolphins...Was inactive weeks 5-9 with a shoulder injury (partial subluxation) suffered at Cle., **breaking a streak of 63 consecutive starts**...Started at ILB in 26-21 victory in **game 4 at Cle. (10/6)**...Paced team with 11 tackles (8 solo), despite missing the 4th quarter with a shoulder injury...Also had 1 INT and 1 FF, which he recovered...Both turnovers resulted in Ravens TDs on the ensuing possessions...Started at ILB and **led the team with a season-high 20 tackles** (12 solo) in **game 3 vs. Den. (9/30)**...Had an INT and 2 PD against the Broncos...Earned *AFC Defensive Player of the Week* award for his performance versus the Broncos.

2001: First-team *All-Pro* and earned **5th consecutive Pro Bowl** nod as he started all 16 games and led the team and the NFL with 196 tackles, the 6th consecutive year that he has led the Ravens in tackles...Made 2 tackles and scored 1 TD in the Pro Bowl...After CB Ty Law intercepted QB Donovan McNabb and ran 31 yards, he pitched the ball to Lewis, who rumbled 13 yards into the end zone while carrying 3 defenders on his back...**2001 SEASON HIGHLIGHTS:** Recorded 12 tackles (8 solo) and 2 INTs in a 16-0 win in **game 14 vs. Cin. (12/23)**...**Recorded season-high 19 tackles** (13 solo), including 1 sack and 2 TFL, in 39-27 win in **game 12 vs. Ind. (12/2)**...Led the team with 16 tackles (10 solo), including 1 sack in the 20-13 win in **game 3 at Den. (9/30)**...The defense held Denver to 61 yards rushing... Made 10 tackles (7 solo), including 2 TFL in **game 2 at Cin. (9/23)**.

2000: *NFL Defensive MVP* and *Super Bowl MVP*...*Pro Bowl Starter* and *1st-Team All-Pro* while leading the Ravens to the World Championship - all at age 25...Ray was voted to his **4th-straight Pro Bowl** and once again **led the team with 187 tackles**...



Named unanimous *All-Pro...Ravens 2000 Player of the Year* by the QB Club of Baltimore...Was named *AFC Defensive Player of the Year* by the KC 101 Club...Led a defense that set a 16-game single-season record for fewest points allowed (165), set the 16-game record for fewest rushing yards allowed (970), recorded 4 shutouts, 1 shy of the post-1970 merger record, and finished ranked 1st in 6 defensive categories...*In the postseason, Ray led all NFL players with 44 tackles (28 solo), 2 INTs (one for a 50-yard TD at Ten. on 1/7/01), 7 PD and 1 FR...*Baltimore outscored opponents 95-23 in the postseason and the defense permitted just 1 TD (a 2-yard rush by Titans' RB Eddie George)...**2000 SEASON HIGHLIGHTS:** Recorded 11 tackles (5 solo) and 4 PD in the Ravens' 34-7 win over NYG (1/28/01) in **Super Bowl XXXV**...Led team with 12 total tackles, 1 INT (stolen from George) for a 50-yard TD in the Ravens' 24-10 **AFC Divisional Playoff victory at Ten. (1/7/01)**...Named **NFL Defensive Player of the Year** prior to the Titans' game and had 9 solo tackles...Recorded a game-high 15 tackles (14 solo), 1 FR and had 2 TFL in the 13-7 win in **game 15 at Ari. (12/17)**...Led all tacklers with 16 stops (11 solo) in **game 9 vs. Pit. (10/29)**...**Had 20 tackles (13 solo), in game 7 at Was. (10/15)**...Led the team with 10 tackles in the Ravens 12-0 shutout win in **game 5 at Cle. (10/1)**, the 1st consecutive shutout win by a team since the 1985 Bears...Had 5 stops in the Ravens' 37-0 win in **game 4 vs. Cin. (9/24)**, as the defense limited the Bengals to 4 yards rushing, 94 total net yards and 7 1st downs, all Ravens records.

1999: Pro Bowl starter and named AP, *Sports Illustrated*, *Pro Football Weekly*, *The Sporting News*, *Football Digest* and *USA Today 1st-Team All-Pro*...Named to *Football News* and *Pro Football Weekly's All-AFC Team* and *College & Pro Football Newsweekly's 2nd-Team All-Pro*...Also won the **NFL Alumni Linebacker of the Year Award**...**Named Ravens 1999 Player of the Year by the QB Club of Baltimore**...*Led the team and the NFL with 198 tackles*...Also had 3.5 QB sacks, a career-high 3 INTs, 8 PD and 1 FF...Recorded double digits in tackles in 11 games...**1999 SEASON HIGHLIGHTS:** Led the team with 11 tackles (7 solo), 1 FF, a 19-yard INT, 1 PD and 1 TFL in **game 14 vs. NO (12/19)**, as the defense set team records by allowing only 11 rushing yards and 8 total 1st downs in the 31-8 win...Led team with 12 tackles in 31-24 win in **game 13 at Pit. (12/12)**...Recorded 13 stops (9 solo) and a half-sack, plus a PD in the Ravens' 41-14 win in **game 12 vs. Ten. (12/5)**...**Surpassed the 600-tackle mark in game 7 vs. Buf. (10/31)** by recording 16 tackles (13 solo), including a 2-yard sack...**Played in 50th-career game in game 6 vs. KC (10/21)**...Had 18 stops (12 solo) in **game 2 vs. Pit. (9/19)**...Recorded 15 tackles, including an 8-yard sack, **a career-long 60-yard INT return**, 2 TFL and 1 PD in **game 1 at STL (9/12)**.

1998: Voted to the Pro Bowl as 1 of 2 MLBs (along with Junior Seau)...Also named **All-Pro** by *The Sporting News* and 2nd-team **All-Pro** by AP...**Led team with 154 tackles** despite missing almost 3 games with a dislocated elbow...Also had 2 INTs, 3 sacks, 10 PD and 1 FF...**1998 SEASON HIGHLIGHTS: Recorded season-high 17 tackles in game 14 vs. Min. (12/13)** and was on the field for all 92 plays against the Vikings...Had a game-high 10 tackles in 38-31 win in **game 12 vs. Ind. (11/29)**, to give him 100 on the season...Had 7 stops (3 solo) in **game 8 vs. Jax. (11/1)**, to **surpass the career 400-tackle mark in only his 36th NFL game**...Recorded 8 tackles and a pressure in **game 7 at GB (10/25)**...Returned to starting lineup in **game 6 at Pit. (10/18)** after missing 11 quarters with a dislocated elbow and led the team with 11 tackles (9 solo)...Helped limit Pit. to 241 net yards and 1 TD...Led all tacklers with 11 (9 solo) in **game 1 vs. Pit. (9/6)**, including a 1-yard sack.

1997: Received the **John Mackey Award**, voted on by his peers, as the **AFC's best linebacker**...Selected as the "needs player" for the **Pro Bowl**...Was named to Dr. Z's *Sports Illustrated All-Pro Team*, *College & Pro Football Weekly All-Pro (1st team)* and *Football Digest's All-NFL (2nd team)*...**Named Ravens 1997 MVP** by the Baltimore QB Club...**Led the NFL with 210 tackles**, 68 more than his team-leading total as a rookie in 1996...Tied for 4th on team with 4 sacks, 9 PD, an INT, and 1 FF...**1997 SEASON HIGHLIGHTS:** Posted a 5-tackle performance in **game 16 at Cin. (12/21)** to solidify NFL tackle lead...Recorded 22 stops (15 solo), 1 sack and 2 PD in 21-19 win in **game 15 vs. Ten. (12/14)**...Made a game-high 16 tackles, in addition to recording 2 QB pressures and a QB hurry in **game 9 at NYJ (11/2)**...**Named AFC Defensive Player of the Week** after Ravens 20-17 win in **game 8 at Was. (10/26)**...Recorded a game-high 17 total tackles, 1 sack and his 2nd career INT off of Gus Frerotte to seal the 20-17 win...Recorded **a Ravens' record 25 tackles**, as well as 2 PD, in 24-23 win in **game 3 at NYG (9/14)**...Won *Pro Football Weekly's Defensive Player of the Week* award.

1996: Named to *USA Today's All-Rookie team* (selected by Jarrett Bell)...**Led the Ravens with 142 tackles (avg. 10.1 per game)**...Had 2.5 QB sacks, 6 PD and 1 INT...**Recorded double digits in tackles in 7 of his 14 games**...Led or tied for team tackle lead in 10 games...Had 7 starts at MLB in 4-3 and 6 starts at ILB in 3-4...**1996 SEASON HIGHLIGHTS:** Led team with 13 stops in **game 16 vs. Hou. (12/22)**...Had game-high 10 tackles (9 solo) in **game 14 at Cin. (12/8)**, including a half-sack, plus 1 PD...Started at LILB in 3-4 defense in 37-31 OT win in **game 8 vs. STL (10/29)** and **recorded season-high 16 stops, 15 solo**...Named **AFC Defensive Player of the Week** after win in

52 RAY LEWIS

game 1 vs. Oak. (9/1)...Recorded 9 tackles and 1 INT in the end zone in Ravens 19-14 win over Oak...Missed 2 games: **game 11 at SF (11/17)** (ankle) and **game 15 at Car. (12/22)** (hip).


COLLEGE: Three-year starter at Miami who came out after his junior season...Consensus All-American and runner-up for the Butkus Award...Finished 5th on Miami's all-time tackles chart with 388 career stops, including 19 TFL and 6 sacks...Led the Hurricanes in tackles for 22 consecutive games and led the Big East Conference in tackles for 2 straight seasons...Finished junior season (1995) with a team-high 160 tackles and earned consensus 1st-team All-America and All-Big East honors...Member of *Playboy* All-America team...Tackle total was 2nd in Hurricane history (since Ed Weisacosky's 164 in 1965)...Started every game at MLB as a sophomore (1994), earning 1st-team All-Big East honors, and 1st-team All-America honors from *The Poor Man's Guide to the NFL Draft* and *Football News*...Led team with 152 tackles, including 9 TFL and 2 sacks...Played his way into the starting lineup as a freshman (1993), starting the final 5 games...Totaled 81 tackles, 2 TFL, 4 PD and 2 sacks...Earned Freshman All-America honors by *The Gridiron Report*...Team MVP in both junior and senior seasons at Kathleen (Lakeland, FL) HS...Played LB, RB and returned KOs and punts...Recorded 207 tackles with 10 sacks, 5 FRs and 8 INTs (3 for TDs) in HS...Returned 4 punts and 2 KORs for TDs...Rushed for 591 yards and scored 8 TDs as a RB...Blocked 3 FGs as a senior and 3 FGs and 2 PATs as a junior...Was the State 4A Wrestling Champ in the 189 lb. weight class...Enjoys fishing, camping, swimming and basketball...Majored in Arts and Sciences...**PERSONAL:**

Ray has a website, RayLewis52.com...Spoke to the NFL's Rookie Symposium about the need to be careful about associations and circumstances...A parade and day in Ray's honor was held in his hometown of Lakeland, FL on 4/14/01...Ray contributed money to help with the remodeling of The Greater Faith Missionary Baptist Church in Lakeland... Participated in the Snapple Superstars competition in May 2001...Ray hosted Super Bowl Parties for the children at the Baltimore Ravens Courage House at St. Vincent's in Feb. 2000...In Dec. 2000, Ray teamed up with radio stations 92Q and Magic 95.9 to ask Ravens fans

and members of the Baltimore community to help him with his Holiday Toy Drive...Ray donated the toys to the Cherry Hill Housing Authority, the Baltimore City Department of Social Services and the Bradford Reading Program in Sandtown, MD...Ray also adopted 10 families in Baltimore City communities for the holidays and answered their Christmas wish lists...Ray's 3rd annual celebrity auction and bowling tournament, held in May 2004, raised \$230,000 for the **Ray Lewis Foundation**, which helps provide assistance to disadvantaged youth...Has hosted the Great Maryland Duck Derby the last 5 years, where 20,000 "adopted" rubber ducks are dropped in the water and raced for prizes, with all proceeds going to the Ray Lewis Foundation...On May 2, 2003, Ray Lewis gave \$3,000 scholarships to 2 students from his alma mater, Kathleen HS...Ray provided new computers and online connectivity to Simpson Community Center in Lakeland, FL in 2002...Ray donates a tractor-trailer load of food and personal care boxes annually to 440 of Baltimore's neediest families to enjoy a Thanksgiving meal in the privacy of their homes...Each family receives a 12-14 lb. turkey, a box weighing about 26 lbs. containing canned and non-perishable food items, a box weighing about 15 lbs. containing personal care and hygiene items and Girl Scout cookies...During the season, Ray annually provides 52 home game tickets to various nonprofit organizations in Baltimore city...Lewis also hosts an annual Back-to-School Kickoff Event in Sept...Along with Office Depot and Frito Lay, the Ray Lewis Foundation provides 1,200 Baltimore

city students with a free book-bag, school supplies and snacks...Teamed up with the Girl Scouts of Central Maryland to host the Holiday Gift Marketplace in Dec...Over 200 youth in Baltimore were allowed to choose a gift for themselves and another for a loved one for the holidays, imparting the "gift of giving"...

Lewis established a relationship with Van Brooks, a former high school football player who suffered a severe spinal cord injury during a game in Sept. 2004...Ray helped raise funds for Brooks' recovery effort, visited the young man in the hospital and contin-



52 RAY LEWIS

ues to speak with him often...Once again, provided 52 tickets to Baltimore area nonprofit organizations for home games throughout the season...Opened the Ray Lewis Full Moon Bar-B-Que located in Baltimore's Canton neighborhood in Feb. 2005...Named a finalist for the Byron "Whizzer" White Humanitarian Award, given to an NFL player who exemplifies dedication to team, community and country...Ray kept a promise to his mother, which he made when he left the University of Miami after his junior year, by graduating from the University of Maryland University College on May 15, 2004...Not only did Ray finish the 24 credits he had remaining to earn his degree in business administration, but he was on the dean's list for most of the time he was enrolled...Has hosted his annual Rays Summer Days 3 straight years, with funds benefiting his foundation; Events include a 5K run/walk, community festival, comedy jam, golf outing, bowling and receptions...Ray joined with Hall of Fame RB Gale Sayers and entrepreneur Mark Bloomquist to form S&L Racing, which races both cars and trucks...The team is headquartered in North Carolina, and already races in the NASCAR Craftsman Truck Series...Lewis was also honored with a JB award (named in honor of CBS broadcaster James Brown) during the 2006 offseason: Received the "Act of Kindness" Award for his tireless work in the community...Lewis and Paralympic Gold Medalist Cheri Blauwet joined with the Vietnam Veterans of America Foundation (VVAFF) to support and advise the creation of a new Sports for Life program in Bahir Dar, Ethiopia...The pair traveled to the war-torn region in March of 2006 to deliver wheelchairs, crutches and orthopedic devices to patients...They also consulted with therapists and social workers about possible beneficial uses for sports and recreation...Lewis has been involved in pressing political (spoke to congress in June of 2006), business and philanthropic leaders for a stronger commitment to disability sport both here and in the developing world...Ray also joined teammates for an Evening Ringside to benefit the Jonathan Ogden Foundation in October of 2006...Full name: Ray Anthony Lewis.

2006

Game-by-Game Tackles

Ravens

Date/Opp.	TT	Solo	AS	INT	FF	FR	Sacks	PD
9/10 @ TB	10	7	3	0-0	0	0	1-9	3
9/17 vs. Oak.	10	6	4	1-27	0	0	0-0	1
9/24 @ Cle.	11	7	4	0-0	0	0	0-0	0
10/1 vs. SD	22	12	10	0-0	0	0	0-0	1
10/9 @ Den.	10	7	3	0-0	0	0	0-0	0
10/15 vs. Car.	15	8	7	0-0	0	1	0-0	0
10/29 @ NO	7	6	1	1-0	0	0	0-0	2
11/5 vs. Cin.	12	7	5	0-0	0	0	0-0	0
11/12 @ Ten.				INACTIVE - BACK				
11/19 vs. Atl.				INACTIVE - BACK				
11/26 vs. Pit.	9	6	3	0-0	0	0	1-8	0
11/30 @ Cin.	11	6	5	0-0	0	0	0-0	1
12/10 @ KC	14	10	4	0-0	0	0	.5-3	0
12/17 vs. Cle.	11	7	4	0-0	0	0	1-8	0
12/24 @ Pit.	10	9	1	0-0	0	0	.5-5	1
12/31 vs. Buf.	12	8	4	0-0	1	0	1-8	0
Totals	164	106	58	2-27	1	1	5-36.5	9

Playoffs

1/13/07 vs. Ind.	23	13	10	0-0	0	0	0-0	3
Totals	23	13	10	0-0	0	0	0-0	3

2004

Game-by-Game Tackles

Ravens

Date/Opp.	TT	Solo	AS	INT	FF	FR	Sacks	PD
9/12 @ Cle.	15	13	2	0-0	0	0	1-9	0
9/19 vs. Pit.	17	9	8	0-0	0	0	0-0	0
9/26 @ Cin.	12	7	5	0-0	0	1	0-0	0
10/4 vs. KC	13	6	7	0-0	0	0	0-0	0
10/10 @ Was.	11	6	5	0-0	0	0	0-0	0
10/24 vs. Buf.	16	10	6	0-0	0	0	0-0	1
10/31 @ Phi.	15	8	7	0-0	0	0	0-0	0
11/7 vs. Cle.	12	8	4	0-0	0	0	0-0	1
11/14 @ NYJ	16	10	6	0-0	0	0	0-0	0
11/21 vs. Dal.	16	10	6	0-0	0	0	0-0	0
11/28 @ NE	12	8	4	0-0	0	0	0-0	0
12/5 vs. Cin.	10	5	5	0-0	0	0	0-0	0
12/12 vs. NYG	9	5	4	0-0	0	1	0-0	1
12/19 @ Ind.	10	7	3	0-0	1	0	0-0	0
12/26 @ Pit.	16	10	6	0-0	0	0	0-0	0
1/2/05 vs. Mia.				INACTIVE - WRIST				
Totals	200	122	78	0-0	1	2	1-9	3

2005

Game-by-Game Tackles

Ravens

Date/Opp.	TT	Solo	AS	INT	FF	FR	Sacks	PD
9/11 vs. Ind.	12	9	3	0-0	0	0	0-0	0
9/18 @ Ten.	15	10	5	0-0	0	0	0-0	1
10/2 vs. NYJ	13	10	3	0-0	0	0	1.0-1.0	0
10/9 @ Det	14	9	5	0-0	0	0	0-0	0
10/16 vs. Cle.	10	4	6	1-0	0	1	0-0	2
10/23 @ Chi.	13	5	8	0-0	0	0	0-0	0
10/31 @ Pit.				INACTIVE - HAMSTRING				
11/6 vs. Cin.				INACTIVE - HAMSTRING				
11/13 @ Jax.				INACTIVE - HAMSTRING				
11/20 vs. Pit.				INACTIVE - HAMSTRING				
11/27 @ Cin.				INACTIVE - HAMSTRING				
12/4 vs. Hou.				INACTIVE - HAMSTRING				
12/11 @ Den.				INJURED RESERVE - HAMSTRING				
12/19 vs. GB				INJURED RESERVE - HAMSTRING				
12/25 vs. Min.				INJURED RESERVE - HAMSTRING				
1/1/06 @ Cle.				INJURED RESERVE - HAMSTRING				
Totals	77	47	30	1-0	0	1	1.0-1.0	3

2003

Game-by-Game Tackles

Ravens

Date/Opp.	TT	Solo	AS	INT	FF	FR	Sacks	PD
9/7 @ Pit.	14	9	5	0-0	0	0	0-0	2
9/14 vs. Cle.	14	11	3	0-0	0	1	0-0	2
9/21 @ SD	18	9	9	0-0	0	0	0-0	0
9/28 vs. KC	19	12	7	0-0	0	0	0-0	0
10/12 @ Ari.	14	10	4	0-0	0	0	0-0	0
10/19 @ Cin.	9	7	2	0-0	0	0	0-0	0
10/26 vs. Den.	14	10	4	1-37	0	0	0-0	2
11/2 vs. Jax.	12	12	0	1-0	1	0	0-0	0
11/9 @ STL	9	5	4	1-18	0	0	0.5-3	3
11/16 @ Mia.	16	13	3	0-0	0	0	0-0	0
11/23 vs. Sea.	14	10	4	0-0	1	1	0-0	1
11/30 vs. SF	19	16	3	1-29t	0	0	0-0	0
12/7 vs. Cin.	14	10	4	1-1	0	0	0-0	1
12/14 @ Oak.	12	10	2	0-0	0	0	0-0	1
12/21 @ Cle.	12	7	5	0-0	0	0	1-6	0
12/28 vs. Pit.	15	9	6	1-14	0	0	0-0	1
Totals	225	160	65	6-99	2	2	1.5-11	13

Playoffs

1/3/04 vs. Ten.	18	12	6	0-0	0	0	0-0	0
Totals	18	12	6	0-0	0	0	0-0	0

52 RAY LEWIS

52 RAY LEWIS

2002

Game-by-Game Tackles

Ravens

Date/Opp.	TT	Solo	AS	INT	FF	FR	Sacks	PD
9/8 @ Car.	17	11	6	0	0	0	0-0	0
9/15 vs. TB	19	13	6	0	0	0	0-0	0
9/30 vs. Den.	20	12	8	1-4	0	0	0-0-2	0
10/6 @ Cle.	11	8	3	1-0	1	1	0-0	0
10/13 @ Ind.								INACTIVE - SHOULDER
10/20 vs. Jax.								INACTIVE - SHOULDER
10/27 vs. Pit.								INACTIVE - SHOULDER
11/3 @ Atl.								INACTIVE - SHOULDER
11/10 vs. Cin.								INACTIVE - SHOULDER
11/17 @ Mia.	18	13	5	0	0	0	0-0	0
11/24 vs. Ten.								INACTIVE - SHOULDER
12/1 @ Cin.								INJURED RESERVE
12/8 vs. NO								INJURED RESERVE
12/15 @ Hou.								INJURED RESERVE
12/22 vs. Cle.								INJURED RESERVE
12/29 @ Pit.								INJURED RESERVE
Totals	85	57	28	2-4	1	1	0-0	2

2001

Game-by-Game Tackles

Ravens

Date/Opp.	TT	Solo	AS	INT	FF	FR	Sacks	PD
9/9 vs. Chi.	9	6	3	1-21	0	0	0-0	0
9/23 @ Cin.	10	7	3	0-0	0	0	0-0	0
9/30 @ Den.	16	10	6	0-0	0	0	1-3	0
10/7 vs. Ten.	11	7	4	0-0	0	0	0-5-3	0
10/14 @ GB	9	4	5	0-0	0	0	0-0	0
10/21 @ Cle.	9	5	4	0-0	0	0	0-0	0
10/28 vs. Jax.	9	7	2	0-0	0	0	0-0	0
11/4 @ Pit.	13	11	2	0-0	0	0	0-0	2
11/12 @ Ten.	15	13	2	0-0	1	0	0-0	0
11/18 vs. Cle.	14	9	5	0-0	0	0	0-0	2
11/25 @ Jax.	11	8	3	0-0	0	0	0-0	2
12/2 vs. Ind.	19	13	6	0-0	0	1	1-15	0
12/16 vs. Pit.	16	11	5	0-0	0	0	1-5	3
12/23 vs. Cin.	12	8	4	2-94	0	0	0-0	0
12/29 @ TB	14	7	7	0-0	0	0	0-0	1
1/7/02 vs. Min.	9	4	5	0-0	0	0	0-0	0
Totals	196	130	66	3-115	1	1	1.35-26	10
Playoffs								
1/13/02 @ Mia.	7	4	3	0-0	0	0	0-0	0
1/20/02 @ Pit.	10	6	4	0-0	2	0	0-0	0
Totals	17	10	7	0-0	2	0	0-0	0

2000

Game-by-Game Tackles

Ravens

Date/Opp.	TT	Solo	AS	INT	FF	FR	Sacks	PD
9/3 @ Pit.	7	4	3	0-0	0	0	0-0	0
9/10 vs. Jax.	14	11	3	0-0	0	0	0-0	0
9/17 @ Mia.	13	7	6	0-0	0	0	0-0	0
9/24 vs. Cin.	5	2	3	0-0	0	0	0-0	0
10/1 @ Cle.	10	6	4	1-1	0	0	0-0	0
10/8 @ Jax.	16	9	7	0-0	1	0	0-0	0
10/15 @ Was.	20	13	7	0-0	0	0	0-0	0
10/22 vs. Ten.	9	4	5	0-0	0	0	0-0	0
10/29 vs. Pit.	16	11	5	0-0	0	1-8	1	0
11/5 @ Cin.	9	4	5	0-0	0	0	0-0	1
11/12 @ Ten.	9	6	3	0-0	0	0	0-0	1
11/19 vs. Dal.	8	6	2	1-0	0	0	0-0	0
11/26 vs. Cle.	10	6	4	0-0	0	0	2-25	0
12/10 vs. SD	14	10	4	0-0	0	0	0-0	0
12/17 @ Ari.	15	14	1	0-0	1	0	0-0	1
12/24 vs. NYJ	12	7	5	0-0	1	0	0-0	3
Totals	187	120	67	2-1	0	3	3-33	7
Playoffs								
12/31 vs. Den.	12	8	4	1-4	0	0	0-0	2
1/7/01 @ Ten.	12	9	3	1-50t	0	0	0-0	0
1/14/01 @ Oak.	9	6	3	0-0	0	1	0-0	1
1/28/01 @ NYG	11	5	6	0-0	0	0	0-0	4
Totals	44	28	16	2-54	0	1	0-0	7

1999

Game-by-Game Tackles

Ravens

Date/Opp.	TT	Solo	AS	INT	FF	FR	Sacks	PD
9/12 @ STL	15	13	2	1-60	0	0	1-8	1
9/19 vs. Pit.	13	10	3	0-0	0	0	0-0	0
9/26 vs. Cle.	16	9	7	0-0	0	0	1-9	0
10/3 @ Atl.	12	10	2	0-0	0	0	0-0	0
10/10 @ Ten.	19	13	6	0-0	0	0	0-0	0
10/21 vs. KC	11	8	3	0-0	0	0	0-0	0
10/31 vs. Buf.	16	13	3	0-0	0	0	1-2	1
11/7 @ Cle.	9	2	7	0-0	0	0	0-0	0
11/14 @ Jax.	16	10	6	1-18	0	0	0-0	0
11/21 @ Cin.	9	5	4	0-0	1	0	0-0	1
11/28 vs. Jax.	6	5	1	0-0	0	0	0-0	1
12/5 vs. Ten.	15	9	6	0-0	0	0	5-15	1
12/12 @ Pit.	11	7	4	0-0	0	0	0-0	1
12/19 vs. NO	11	7	4	1-19	0	0	0-0	1
12/26 vs. Cin.	11	7	4	0-0	0	0	0-0	1
1/2/00 @ NE	8	3	5	0-0	0	0	0-0	0
Totals	198	131	67	3-97	1	0	0.35-20.5	8

1998

Game-by-Game Tackles

Ravens

Date/Opp.	TT	Solo	AS	INT	FF	FR	Sacks	PD
9/6 vs. Pit.	11	9	2	0-0	0	0	1-1	0
9/13 @ NYJ	11	9	2	0-0	0	0	0-0	0
9/20 @ Jax.	3	2	1	0-0	1	0	0-0	0
9/27 vs. Cin.								INACTIVE - ELBOW
10/11 vs. Ten.								INACTIVE - ELBOW
10/18 @ Pit.	9	6	3	0-0	0	0	0-0	0
10/25 @ GB	8	8	0	0-0	0	0	0-0	0
11/1 vs. Jax.	7	3	4	0-0	0	0	0-0	2
11/8 vs. Oak.	15	11	4	0-0	0	0	1-4	3
11/15 @ SD	15	12	3	0-0	0	0	0-0	2
11/22 @ Cin.	8	5	3	2-25	0	0	0-0	2
11/29 vs. Ind.	10	10	0	0-0	0	0	0-0	0
12/6 @ Ten.	14	8	6	0-0	0	0	1-9	0
12/13 vs. Min.	17	17	0	0-0	0	0	0-0	0
12/20 @ Chi.	11	7	4	0-0	0	0	0-0	0
12/27 vs. Det.	15	12	3	0-0	0	0	0-0	1
Totals	154	119	35	2-25	1	0	3-14	10

1997

Game-by-Game Tackles

Ravens

Date/Opp.	TT	Solo	AS	INT	FF	FR	Sacks	PD
8/31 vs. Jax.	13	12	1	0-0	0	0	0-0	0
9/7 vs. Cin.	8	7	1	0-0	0	0	1-7	1
9/14 @ NYG	25	18	7	0-0	0	0	0-0	2
9/21 @ Ten.	8	6	2	0-0	0	1	0-0	0
9/28 @ SD	11	8	3	0-0	0	0	0-0	0
10/5 vs. Pit.	10	7	3	0-0	0	0	0-0	0
10/19 vs. Mia.	14	12	2	0-0	1	0	0-0	2
10/26 @ Was.	17	13	4	1-18	0	0	1-4	1
11/2 vs. NYJ	16	10	6	0-0	0	0	0-0	0
11/9 @ Pit.	18	15	3	0-0	0	0	1-7	0
11/16 vs. Phi.	11	10	1	0-0	0	0	0-0	0
11/23 vs. Ari.	14	11	3	0-0	0	0	0-0	0
11/30 @ Jax.	12	11	1	0-0	0	0	0-0	0
12/7 vs. Sea.	6	6	0	0-0	0	0	0-0	1
12/14 vs. Ten.	22	15	7	0-0	0	0	1-8	2
12/21 @ Cin	5	2	3	0-0	0	0	0-0	0
Totals	210	163	47	1-18	1	1	4-27	9

52 RAY LEWIS




52 RAY LEWIS

1996

Game-by-Game Tackles

Ravens

Date/Opp.	TT	Solo	AS	INT	FF	FR	Sacks	PD
9/1 vs. Oak.	9	5	4	1-0	0	0	0-0	2
9/8 @ Pit.	13	10	3	0-0	0	0	0-0	0
9/15 @ Hou.	7	5	2	0-0	0	0	0-0	0
9/29 vs. NO	10	5	5	0-0	0	0	0-0	0
10/6 vs. NE	6	6	0	0-0	0	0	0-0	0
10/13 @ Ind.	12	11	1	0-0	0	0	1-7	0
10/20 @ Den.	10	4	6	0-0	0	0	0-0	0
10/27 vs. STL	16	15	1	0-0	0	0	0-0	0
11/3 vs. Cin.	9	6	3	0-0	0	0	0-0	2
11/10 @ Jax.	4	4	0	0-0	0	0	0-0	1
11/17 @ SF	INACTIVE - ANKLE							
11/24 vs. Jax.	5	5	0	0-0	0	0	0-0	0
12/1 vs. Pit.	8	7	1	0-0	0	0	0-0	0
12/8 @ Cin.	10	9	1	0-0	0	0	5-1.5	1
12/15 @ Car.	INACTIVE - HIP							
12/22 vs. Hou.	13	8	5	0-0	0	0	0-0	0
Totals	142	104	38	1-0	0	0	2.5-8.5	6



52 RAY LEWIS

REGULAR SEASON

Year	Team	GP	GS	TACKLES				INTERCEPTIONS				FUMBLES				
				TT	Solo	Asst	SK	Yards	No	Yds	Lg	TDs	PD	FF	FR	Yds
1996	Baltimore	14	13	*142	*104	38	2.5	8.5	1	0	0	0	6	0	0	0
1997	Baltimore	16	16	**210	**163	47	4	27	1	18	18	0	9	1	1	0
1998	Baltimore	14	14	*154	*119	35	3	14	2	25	26	0	10	1	0	0
1999	Baltimore	16	16	**198	**131	67	3.5	20.5	3	97	60	0	8	1	0	0
2000	Baltimore	16	16	*187	*120	67	3	33	2	1	1	0	7	0	3	0
2001	Baltimore	16	16	**196	**130	66	3.5	26	3	115	64	0	10	1	1	0
2002	Baltimore	5	5	85	57	28	0	0	2	4	4	0	2	1	1	0
2003	Baltimore	16	16	##**225	**160	65	1.5	11	6	99	37	1	13	2	2	1
2004	Baltimore	15	15	**200	**122	78	1	9	0	0	0	0	3	1	2	0
2005	Baltimore	6	6	77	47	30	1	1	1	0	0	0	3	1	0	0
2006	Baltimore	14	14	*164	*106	58	5	36.5	2	27	27	0	9	1	1	0
Totals		148	147	1,838	1,259	579	28	186.5	23	386	60	1	80	9	12	1

CAREER SINGLE-GAME HIGHS (regular season)

Total Tackles:

25 (9/14/97 at NYG)

Sacks:

2 (11/26/00 vs. Cle.)

Forced Fumbles:

1 9 times (Last: 12/31/06 vs. Buf.)

Passes Defensed:

3 5 times (last: 9/10/06 at TB)

Solo Tackles:

18 (9/14/97 at NYG)

INTs:

2 2 times (last: 12/23/01 vs. Cin.)

Fumble Recoveries:

1 11 times (last: 10/15/06 vs. Car.)

POSTSEASON

Year	Team	GP	GS	TACKLES				INTERCEPTIONS				FUMBLES				
				TT	Solo	Asst	SK	Yards	No	Yds	Lg	TDs	PD	FF	FR	Yds
2000	Baltimore	4	4	*44	*28	16	0	0	2	54	50t	1	7	0	1	0
2001	Baltimore	2	2	17	10	7	0	0	0	0	0	0	0	2	0	0
2003	Baltimore	1	1	*18	*12	6	0	0	0	0	0	0	0	0	0	0
2006	Baltimore	1	1	*23	*13	10	0	0	0	0	0	0	3	0	0	0
Totals		8	8	102	63	39	0	0	2	54	50t	1	10	2	1	0

52 RAY LEWIS



29 DERRICK MARTIN

CORNERBACK

YEARS IN NFL: 2

HT: 5-10

WT: 202

COLLEGE: WYOMING

HS: THOMAS JEFFERSON (DENVER, CO)

BORN: 5/16/85, DENVER, CO

JOINED RAVENS: DRAFT 6B (208TH), 2006

GAMES PLAYED/STARTED: (2006, 8/0) **Total 8/0**

TRANSACTIONS: Derrick Martin was selected with the 208th overall selection in the 6th round of the 2006 Draft, with 1 of the Ravens' 4 compensatory picks...Martin is the 1st player in Ravens franchise history to be selected out of Wyoming.

PRO: Versatile DB who can play both inside and outside and excels on special teams...Gained valuable experience as a rookie and adds good depth to a veteran defensive backfield...Saw action in 8 games, posting 1 tackle from scrimmage and 4 special teams tackles as a rookie in 2006.

2006: Saw action in 8 games, posting 1 tackle from scrimmage and 4 special teams tackles on the year...**2006 SEASON HIGHLIGHTS:** Nettet his *1st-career tackle* from scrimmage and posted 1 special teams tackle in the 31-7 win in **game 15 at Pit. (12/24)**...Posted 2 solo special teams tackles in the 27-17 win in **game 14 vs. Cle. (12/17)**...Was a game-day inactive in **games 9-11**...Saw action on special teams, posting 1 tackle in the 26-20 win in **game 8 vs. Cin. (11/5)**...Saw action in his *1st-career NFL game* and had 2 solo special teams tackles in **game 6 vs. Car. (10/15)**...Was a game-day inactive in **games 1-5**.

COLLEGE: Totaled 134 tackles (92 solo), 21 PD, 6 INTs (1 returned for a TD), 3 FRs, 2 FFs and 2 sacks at Wyoming...Played in 30 games, starting 24 at Wyoming...He also returned 6 KOs for 135 yards (22.5 avg.) and blocked 3 punts, returning 2 for TDs...Named All-Mountain West honorable mention as a junior, leading a defense that finished 1st in the conference in pass defense (207.4 ypg)...Posted 47 tackles, including 32 solo, 3.5 TFL and a sack (-6 yards)...Also had 7 PD and 3 INTs as a senior...Martin added a 26-year KO return...Earned All-Mountain West Conference 2nd-team honors as a sophomore in 2004...Started all 12 games and finished 4th on the team with a career-high 60 tackles (43 solo), 4.5 TFL and 1 sack (-10 yards)...Martin also led the team with a career-high 17 PD and returned 5 KOs for 109 yards (21.8 avg.)...He finished 2nd on the team (9th in the MWC) with 3 INTs, which he returned 36 yards and scored on a blocked punt return (17 yards)...Martin was named the National Defensive Player of the Week by the Bronko Nagurski Award committee following his outstanding performance against Ole Miss on 9/25/04, as he posted a season-high 9 tackles, had a career-high 7 PD and had a spectacular, diving INT in the end zone to thwart a potentially game-tying drive by the Rebels...Had an immediate impact as a freshman in 2003, playing in 7 games, starting 4, finishing the season with 27 tackles, including 17 solo and 2 FRs...Began his collegiate career with a splash as he returned a blocked punt 6 yards for a TD in the season opener vs. Montana State...Martin also blocked a punt of his own against Oklahoma State...Broke his left hand in the 2nd game of the season at Oklahoma State, but he came back to play in the final 5 games of the season, starting 4...**PERSONAL:** Attended Thomas Jefferson (Denver, CO) HS...Earned All-Colorado and All-State Class 5A honors from the *Denver Post* as a senior...Also named the MVP of the Denver Prep 5A league as a senior...Led his team to the quarterfinals of the 2001 state playoffs and to the 2002 state semifinals...Compiled a 38-10 record and won 4 city championships while playing QB and RB...As a senior, he completed 96 of 185 passes for 1,475 yards and 10 TDs, as well as rushing 138 times for 830 yards and 3 TDs...Martin also earned All-City honors and was the team captain as a point guard on the basketball team...Was part of his school's 4x100 meter relay team that placed 6th in the state championships during his junior year...Was on the honor roll all 4 years at Thomas Jefferson, as well as being named to the Mayor's Mile High Academic Scholar squad...Also earned Renaissance Academic Scholar honors 2 years...Derrick helped refurbish homes with Sandtown, MD Habitat for Humanity in Sept. 2006...Also participated in the Ravens annual Spring Football Festival, signing autographs and speaking at fan forums in April 2007...Was a personal shopper at the 2nd Annual Holiday Helpers where teammates Derrick Mason, Samari Rolle and Kyle Boller provided \$150 gift certificates and helped underprivileged children in the Baltimore area shop for holiday gifts for themselves and their families in Dec. 2006...Participated with teammates, going to Dick's Sporting Goods to provide the 16 young men of Aunt Hattie's Place with \$250 gift certificates in Dec. 2006...Full name: Derrick Jerome Martin.

OFF THE FIELD

Derrick helped refurbish homes with Sandtown, MD Habitat for Humanity in September of 2006.




29 DERRICK MARTIN

2006

Game-by-Game Tackles

Ravens

Date/Opp.	TT	Solo	AS	INT	FF	FR	Sacks	PD
9/10 @ TB				INACTIVE				
9/17 vs. Oak.				INACTIVE				
9/24 @ Cle.				INACTIVE				
10/1 vs. SD				INACTIVE				
10/9 @ Den.				INACTIVE				
10/15 vs. Car.				SAW ACTION ON SPECIAL TEAMS				
10/29 @ NO				SAW ACTION ON SPECIAL TEAMS				
11/5 vs. Cin.				SAW ACTION ON SPECIAL TEAMS				
11/12 @ Ten.				INACTIVE				
11/19 vs. Atl.				INACTIVE				
11/26 vs. Pit.				INACTIVE				
11/30 @ Cin.				SAW ACTION ON SPECIAL TEAMS				
12/10 @ KC				SAW ACTION ON SPECIAL TEAMS				
12/17 vs. Cle.				SAW ACTION ON SPECIAL TEAMS				
12/24 @ Pit.	1	1	0	0-0	0	0	0-0	0
12/31 vs. Buf.				SAW ACTION ON SPECIAL TEAMS				
Totals	1	1	0	0-0	0	0	0-0	0
Playoffs								
1/13/07 vs. Ind.				INACTIVE				
Totals	0	0	0	0-0	0	0	0-0	0



REGULAR SEASON

Year	Team	GP	GS	TACKLES				Yards	INTERCEPTIONS					FUMBLES			
				TT	Solo	Asst	SK		No	Yds	Lg	TDs	PD	FF	FR	Yds	
2006	Baltimore	8	0	1	1	0	0	0	0	0	0	0	0	0	0	0	0
Totals		8	0	1	1	0	0	0	0	0	0	0	0	0	0	0	0

Special Teams Tackles (4): 2006 (4)

CAREER SINGLE-GAME HIGHS (regular season)

Total Tackles:
1 (12/24/06 vs. Buf.)

Sacks:

None

Forced Fumbles:

None

Passes Defensed:

None

Solo Tackles:
1 (12/24/06 vs. Buf.)

INTs:

None

Fumble Recoveries:

None


29 DERRICK MARTIN

TOP 10 RAVENS OFFENSIVE/DEFENSIVE GAMES

TOTAL NET YARDS - REGULAR AND POSTSEASON

DEFENSIVE						
RANK	YARDS	RUSH	PASS	DATE	OPPONENT	
1.	94	4	90	9/3/00	at Pittsburgh	
2.	107	52	55	10/10/04	at Washington	
3.	112	28	84	11/26/00	Cleveland	
4.	128	64	64	12/10/00	San Diego	
5.	132	47	85	11/14/99	at Jacksonville	
6.	151	49	102	1/2/00	at New England	
7.	142	26	116	9/10/06	at Tampa Bay	
8.	152	66	86	1/28/01	at NY Giants (SB XXXV)	
	152	28	124	10/2/05	New York Jets	
10.	162	39	123	9/17/06	vs. Oakland	

OFFENSIVE						
RANK	YARDS	RUSH	PASS	DATE	OPPONENT	
1.	479	250	229	11/19/00	Dallas	
2.	478	74	404	10/27/96	St. Louis (OT)	
3.	463	133	330	10/6/96	New England	
4.	461	247	214	11/26/00	Cleveland	
5.	460	104	356	11/24/96	Jacksonville (OT)	
6.	447	159	288	11/2/97	at NY Jets (OT)	
	447	116	331	12/5/99	Tennessee	
8.	435	182	253	12/19/05	Green Bay	
9.	426	150	276	11/23/03	Seattle (OT)	
10.	422	114	308	12/29/02	at Pittsburgh	



85 DERRICK MASON

WIDE RECEIVER

YEARS IN NFL: 11

HT: 5-10

WT: 192

COLLEGE: MICHIGAN STATE HS: MUMFORD (DETROIT, MI)

BORN: 1/17/74, DETROIT, MI

JOINED RAVENS: FREE AGENT, 2005

PRO BOWLS (2): 2000, 2003

GAMES PLAYED/STARTED: (1997, 16/2); (1998, 16/0); (1999, 13/0); (2000, 16/12); (2001, 15/15); (2002, 14/14); (2003, 16/16); (2004, 16/16); (2005, 16/16); (2006, 16/15) **Total 154/106**

Playoffs (1999, 4/0); (2000, 1/1); (2002, 2/2); (2003, 2/2); (2006, 1/1) **Total 10/6**

TRANSACTIONS: Signed with the Ravens as an unrestricted free agent on 3/7/05...Originally drafted by the Tennessee Oilers in the 4th round (98th overall) of the 1997 draft.

PRO: Two-time Pro Bowl performer (2000 and 2003)...The consummate professional and emotional leader of the offense, Mason is the 4th-leading WR in receptions (345) in the NFL over the last 4 years (Torry Holt – 406, Chad Johnson – 369 and Marvin Harrison – 357)...Has missed just 6 games in his NFL career, including none in the last 4 seasons, only 3 in previous 7 seasons...Played in all 16 games, starting 15 in **2006**, finishing 2nd on the team with 68 receptions for 750 yards and 2 TDs...Mason converted 45 receptions into 1st downs (2nd on the team), including 20 on 3rd down and 2 on 4th...Led the team in receptions in 7 games...Set a **Ravens' single-season franchise record with 86 receptions** for 1,073 yards and 3 TDs in **2005** (3rd in the AFC and 7th in the NFL)...Mason also **led the NFL with 30 receptions for 349 yards and 2 TDs on 3rd down**...Mason finished his time with the Titans as the 4th-leading receiver in the teams history (453

receptions) and set **career highs** in receptions for 2 consecutive years (95 in 2003 and 96 in 2004)...With his 11,202 career all-purpose yards, only Eddie George has more combined yards in Titans history than Mason...In **2004**, Mason led all NFL WRs, and was 2nd in the league (Tony Gonzalez – 102) with a **career-high 96 receptions** for 1,168 yards and 7 TDs...His 96 receptions in 2004 are the 3rd-most in Titans history...In **2003**, Mason was named to his 2nd Pro Bowl after setting a then-career high with 95 receptions for a career-best 1,303 yards while scoring 8 TDs...The 95 receptions rank as the 4th-highest single-season total in club history, and Mason's yardage total finished 4th all-time...With 1,128 yards in 2001, 1,012 yards in 2002, 1,303 yards in 2003 and 1,168 in 2004, Mason became the 1st receiver in Tennessee history to post 4 consecutive seasons with at least 1,000 yards (no other Titans player has done it more than twice)...After tallying 73, 79 and 95 catches in **2001-03**, Mason became just the 2nd player in Titans franchise history to record 70 or more receptions in 3 consecutive seasons, joining Haywood Jeffires...As a returner, Mason was one of the franchise's best: 1st in regular season Titans' annals in punt returns (182), 2nd in punt return yards (1,590), 2nd in kickoff returns (156) and 2nd in kickoff return yards (3,496)...Mason's double-duty as a receiver and returner resulted in 1 of the most remarkable seasons in NFL history...In **2000**, **his 895 receiving yards, 662 punt return yards, 1,132 kickoff return yards and 1 rushing yard resulted in an NFL single-season record of 2,690 combined net yards, which topped the old mark of 2,535 by San Diego's Lionel James in 1985**...His 51 punt returns for 662 yards set Titans' records and helped him earn his 1st Pro Bowl appearance as a return specialist...He followed with a 2,004-yard performance in 2001 to become the 1st player in Tennessee history and 9th NFL player since 1990 to record back-to-back seasons with more than 2,000 combined net yards.

2006: (with Baltimore) Played in all 16 games, starting 15, finishing 2nd on the team with 68 receptions for 750 yards and 2 TDs...Mason converted 45 receptions into 1st downs (2nd on the team), including 20 on 3rd down and 2 on 4th...Led the team in receptions in 7 games...**2006 SEASON HIGHLIGHTS:** Started and tied for the team lead with 5 receptions for 30 yards, including pulling in the pass that gave QB Steve McNair 30,000 passing yards for his career in the 19-7 win in the **season finale vs. Buf. (12/31)**...Three of Mason's 5 receptions went for 1st downs against the Bills...Started and hauled in 2 catches for 20 yards, the 2nd of which gave him **600-career receptions**, in the 27-17 win in **game 14 vs. Cle. (12/17)**...Started and hauled in 5 receptions for 43 yards, with

OFF THE FIELD

Partnered with CB Samari Rolle and QB Kyle Boller to host the Holiday Helpers event at the Pikesville, MD Target...In conjunction with their foundations, each player donated \$10,000 in 2005 and \$15,000 in 2006 to provide 100 children with \$150 gift certificates to Target.



85 DERRICK MASON

4 good for 1st downs (2 on 3rd down) in the 27-0 win in **game 11 vs. Pit. (11/26)**...*Started his 100th-career game* and hauled in 3 receptions for 28 yards (1 good for a 1st down) in the 24-10 win in **game 10 vs. Atl. (11/19)**...Subbed (Ravens started the game in a 2-TE set) and led the Ravens with a season-high 8 receptions for 64 yards and the game-winning 11-yard TD reception in the 27-26 victory in **game 9 at Ten. (11/12)**...Finished 2nd on the team with 7 receptions for a team-leading 132 yards (his 15th 100-yard receiving game), including a long of 38 in the 15-14 victory in **game 3 at Cle. (9/24)**...Five of Mason's 7 receptions were good for 1st downs...He also tallied the Ravens' 2 longest plays from scrimmage (37 and 38 yards) against the Browns.

2005: (with Baltimore) Started all 16 games in his 1st year with the Ravens, finishing the season 3rd in the AFC and tied for 7th in the NFL while setting a new *Ravens' franchise season record with 86 receptions* – former record was 76 by Michael Jackson in 1996...Mason also became just the 4th player in Ravens history to post a 1,000-yard receiving season, with 1,073 yards (3rd-highest total in franchise history), marking the 1st 1,000-yard receiver since Qadry Ismail produced 1,059 in 2001...Mason also *led the NFL with 30 receptions for 349 yards (11.6 avg.) and 2 TDs on 3rd down*...**2005 SEASON HIGHLIGHTS:** Earned a game ball when he led the team with a *season-high 9 receptions* for a *season-high 103 yards* and 1 TD in **game 15 vs. Min. (12/25)**...Seven of Mason's receptions were good for 1st downs against the Vikings...Pulled in 5 receptions for 97 yards (19.4 avg.), including receptions of 22, 27 and 34 in the 48-3 victory in **game 14 vs. GB (12/19)**...Led the team with 5 receptions for 60 yards (2 good for 1st downs) in **game 8 vs. Cin. (11/6)**...With his 3rd reception (in the 3rd quarter), Mason *pulled in his 500th-career reception*...Led the Ravens with 8 receptions for 85 yards (10.6 yards per catch, with 4 good for 1st downs) in **game 5 vs. Cle. (10/16)**...With his 8 receptions against the Browns, Mason grabbed his 35th reception of the season, tying the Ravens' leading receiver in 2004 (WR Kevin Johnson)...Started his 1st game as a Raven and tied for the team lead (TE Daniel Wilcox) with 8 receptions for 88 yards (12.4 avg.) in **game 1 vs. Ind. (9/11)**...Six of Mason's 8 receptions were good for 1st downs en route to producing the best 1st game by a Ravens' WR in team history.

2004: (with Tennessee) Started all 16 games for the 2nd consecutive year...Led all NFL WRs (2nd in the NFL – Tony Gonzalez, 102) with a *career-high 96 receptions*...Also led the Titans in receiving for the 4th-consecutive season...In 16 starts, he ranked 2nd in the NFL with 96 receptions for 1,168 yards (12.2 avg.) and 7 TDs, including 2 100-yard performances...His 96 receptions eclipsed his 2003 total of 95 receptions for the 3rd-best single-season total in Titans history...**2004 SEASON HIGHLIGHTS:** Started at WR and recorded 9 receptions for 121 yards (long of 32) and 1 TD in **game 14 at Oak. (12/19)**...Scored on 3-yard pass from Billy Volek in 4th quarter...Also recorded 32-yard reception in 2nd quarter to set up Ben Troupe's 7-yard score on the next play...Game was 13th of career with 100 or more receiving yards...Became the 1st player in Titans history to surpass 1,000 receiving yards in 4 consecutive seasons...Started and led team with 7 receptions for 91 yards and 1 TD in **game 9 vs. Chi. (11/14)**...Caught a 29-yard TD pass from Volek to provide 7-0 lead in the first quarter...Also returned 3 punts 9 yards (long of 13)...Started and *tied a career high with team-high 12 receptions* for 94 yards and 1 TD in **game 4 at SD (10/3)**...Scored on 4-yard pass from Volek in 2nd quarter to tie game at 7-7...Started at WR and led team with 8 receptions for 104 yards (long of 33) in **game 2 vs. Ind. (9/19)**...Game was 12th of career with 100 or more receiving yards.

2003: (with Tennessee) *Selected to his 2nd Pro Bowl* after tying for 2nd in the AFC (5th in the NFL) with 95 receptions, which set a then-career high...His 1,303 receiving yards were 2nd in the conference (5th in NFL)...Started every game and led club in receptions in 10 contests...Became the 1st player in franchise history to post 1,000 yards in 3 consecutive seasons and 2nd player in team history (Haywood Jeffires, 1990-92) to record 70 or more receptions in 3 consecutive seasons...Scored 8 TDs, the 2nd-highest total of his career...Led all AFC receivers (3rd in the NFL) with 69 1st downs and also led conference (2nd in the NFL) with 35 receptions on 3rd down...In 2 playoff contests, totaled 10 receptions for 118 yards and 1 TD and averaged 11.7 yards on 6 PRs...Became the 1st WR in franchise history to post 10 or more receptions in consecutive games after 10-catch outputs against Oak. (9/7) and at Ind. (9/14)...**2003 SEASON HIGHLIGHTS:** Led the team with 7 receptions for 90 yards and 1 TD in the **AFC Divisional Playoff game at NE (1/10/04)**...Set a career high with 302 all-purpose yards in **game 14 vs. Buf. (12/14)**, including 9 receptions for 137 yards, 5 PRs for 59 yards and 5 KORs for 106 yards...Tied Billy "White Shoes" Johnson for most PRs in franchise history (155)...Led the team with a season-high 11 receptions for 133 yards and 1 TD on Monday Night Football in **game 12 at NYJ (12/1)**...Surpassed Earl Campbell (9,292 yards) for 2nd place on the team's all-time combined yardage list...The game was the 5th of

85 DERRICK MASON

his career with 10 or more receptions and 10th with 100 or more yards...Set a career high with 3 TDs on 6 receptions in **game 6 vs. Hou. (10/12)**...Set season high with 177 yards, the 2nd-highest total of career...With his scores, he became the 1st player in team history since Haywood Jeffires (11/14/93) to score 3 receiving TDs in a game.


2002: (with Tennessee) Started 14 games, missing 2 due to a shoulder injury...Led team in receptions (79), receiving yards (1,012), TD receptions (5) and 100-yard games (3) for 2nd-consecutive season and became the 5th WR in franchise history to record consecutive 1,000-yard seasons...**2002 SEASON HIGHLIGHTS:** Set a season and *tyed career high with 12 receptions* for 116 yards and 1 TD to help Titans win a thrilling overtime 32-29 victory in **game 12 at NY Giants (12/1)**...Eight of his 12 catches resulted in 1st downs in the contest...Had 7 receptions for 98 yards and 2 TDs in **game 7 at Cin. (10/27)**...Recorded his 2nd-consecutive 100-yard receiving game in **game 2 at Dal. (9/15)**...Pulled in a team-high 7 receptions for 109 yards in the **season opener vs. Phi. (9/8)**.

2001: (with Tennessee) Started and played in 15 games, missing game vs. TB (10/14) due to left ankle injury...Saw limited action at Jax. (9/23) and at Bal. (10/7) due to ankle and right shoulder injuries, but still managed to lead the team in every receiving category with then-career highs in receptions (73) and receiving yards (1,128) ...His *9 TDs in 2001 stand as his career high*... *Became 1st player in Titans history to record 2,000 all-purpose yards in consecutive seasons (2,004 in 2001; 2,690 in 2000) and 2 2,000 all-purpose-yard seasons in a career*... Became the 1st WR to lead the team in receptions since 1995 (Haywood Jeffires, 61)... Recorded a career-high 4 100-yard receiving games, including a career-high and team season-high 186 yards, which ranked 9th on team's all-time list... Led the team in receptions in 5 games and tied for team lead (RB Eddie George and TE Frank Wycheck) in 1 other...

2001 SEASON HIGHLIGHTS: Eclipsed 1,000-yard mark for the 1st time in his career and 1st time for the franchise since 1991 (WR Haywood Jeffires) when he set a career-mark with 186 receiving yards and 2 TDs on team-high 9 receptions in the **season finale vs. Cin. (1/6/02)**...His 186-yard performance ranked 9th in franchise history for receiving yards in regular season game...Led the team in receptions for the 2nd consecutive week, catching 8 passes for team-high 107 yards in **game 13 vs. GB (12/16)**...Recorded his 2nd-consecutive 100-yard performance and the 3rd of his career when he caught 3 passes for 122 yards and 2 TDs, including a *career-long 71 yards* en route to 31-15 victory in **game 11 at Cle. (12/2)**...It was the 2nd-consecutive week in which he set a career high in receiving yards...Joined fellow WR Kevin Dyson (110 yards on 6 receptions) to become team's 1st receiver tandem to post back-to-back 100-yard receiving games since 1961 (Charlie Groman and Charles Hennigan)... Posted his 1st 100-yard receiving game of season when he collected 114 yards on 7 receptions in **game 10 vs. Pit. (11/25)**...With Kevin

Dyson (112 yards on 4 receptions), became team's 1st pair of WRs to record 100 yards in same game since Ernest Givens (118 yards on 5 receptions) and Drew Hill (100 yards on 5 receptions) accomplished same feat vs. Phx. (11/20/88)...Returned opening KO 101 yards to give team 7-0 lead en route to 20-7 victory in **game 9 at Cin. (11/18)**...It marked his 1st KOR for a TD in regular season of his career and 3rd-longest in team history...It was team's 1st KOR for a TD since Lorenzo White vs. Pit. (12/4/88) and marked longest KOR since

Bob Gresham returned a KO 103 yards on game's opening kickoff at Cin. (9/23/73)... Mason also led squad in receiving yards (62)



85 DERRICK MASON

and tied for team-lead in receptions (4)...Accounted for 209 all-purpose yards in a game.

2000: (with Tennessee) *Earned his 1st trip to the Pro Bowl* as KR after receiving unanimous selection...Named to numerous *All-Pro* teams, including *AP*, *Dr. Z of Sports Illustrated*, *Pro Football Weekly* and *College & Pro Football Newsweekly*...Set an NFL single-season record with 2,690 all-purpose yards (895 receiving yards, 662 PR yards, 1,132 KO yards, 1 rushing yard) in a single season, bettering the old mark of 2,535 all purpose yards (Lionel James, San Diego, 1985)...Became only the 2nd player in Titans history to eclipse 2,000 all purpose yards in single season (Billy Cannon, 2,043, 1961)...Led the NFL in PR yards (662), 1st in the AFC and 2nd in the NFL (MarTay Jenkins, Ari., 27.7) in average KOR yards (27.0) and 3rd in the AFC in KOR yards (1,132 yards)...Led the team in receptions in 6 games and receiving yards in 7 game...**2000 SEASON HIGHLIGHTS:** Started at WR and caught 7 passes for 88 yards, returned 4 KOs for 55 yards and 2 punts for 5 yards in the 24-10 loss to Bal. in the **AFC Divisional Playoff Game (1/7/01)**...Established a new club record for all-purpose yards in a season on 23-yard reception in 2nd quarter in **game 12 at Jax. (11/26)**, which put his season total at 2,044, breaking a team record set in 1961...Finished game with 2 receptions for 33 yards, 61 KOR yards on 4 returns and 46 PR yards on 2 returns in 16-13 loss to the Jaguars...Started on Monday Night Football in **game 8 at Was. (10/30)**, and recorded a new *career high with a 69-yard PR* for a TD in the 2nd quarter...The TD on PR was his 1st of career...Averaged 26.3 yards on KORs in the 27-21 win over the Redskins...Was named AFC Special Teams Player of the Month for Oct...Enjoyed 1 of his finest games as a pro in 23-20 win in **game 3 at Pit. (9/24)**, posting a team-high 5 receptions for 71 yards, totaling 102 KOR yards on 4 returns, including a long of 46 yards, and 70 PR yards on 5 returns for a total of 246 all-purpose yards.

1999: (with Tennessee) Saw action in 13 games and all 4 playoff games, establishing himself as a clutch KO and punt returner during the postseason...Handled KO and PR duties during the season, returning 41 KOs for 19.6-yard average and 26 punts for 8.7-yard average and 1 TD...**1999 SEASON HIGHLIGHTS:** Had 5 KORs for 122 yards, including a 35-yard return, in **Super Bowl XXXIV vs. STL (1/30/00)**...Set an AFC Championship Game record with 174 KOR yards in the **AFC Championship Game at Jax. (1/23/00)**...Selected *NFL Special Teams Player of the Week* for the championship weekend...Returned a free kick after a safety 80 yards for a TD in the win over the Jaguars...Broke the game wide open with a 65-yard PR for a TD in the 3rd quarter in **game 11 at Cle. (11/28)**, earning *AFC Special Teams Player* of the Week honors.

1998: (with Tennessee Oilers) Saw action in all 16 games, recording 25 catches for 333 yards and 3 TDs...Also returned 31 punts for 228 yards, averaging 7.4 yards per return...**1998 SEASON HIGHLIGHTS:** Hauled in 3 passes for 75 yards in the **season finale against Min. (12/26)**, including then-career-best 47-yarder...Snagged 4 passes for 53 yards and 2 TDs in **game 15 at GB (12/20)**, including a 25-yard TD pass in the second quarter and a 3-yarder with 53 seconds left...Caught 2 passes for 28 yards in **game 7 vs. Chicago (10/25)**, including his *1st-career TD* grab on a 13-yarder from Steve McNair.

1997: (with Tennessee Oilers) Played in 16 games as a rookie, including 2 starts...Recorded 14 catches for 186 yards and led the team in KORs, averaging 21.2 yards (26 for 551 yards) and averaged 7.3 yards per PR (13 for 95 yards)...**1997 SEASON HIGHLIGHTS:** Led the team with 3 receptions for 47 yards in the **season finale vs. Pit. (12/21)**...Had a season-long 54-yard KOR in **game 3 vs. Bal. (9/21)**...Recorded his *1st-career reception*, an 11-yarder in the **season opener vs. Oak. (8/31)**.

COLLEGE: Finished his 4-year career at Michigan State as the team and Big Ten Conference career-record holder for KOR yards with 2,384 (99 returns, 24.1 avg., 2 TDs), adding 191 yards and 1 score on 7 returns in pair of bowl games...Also set school record with 620 yards on PRs (61 for 10.2 avg., 2 TDs), which included 4 returns for 45 yards in bowl action...Ranked 2nd in Spartan annals with 5,114 all-purpose yards, topped only by RB Lorenzo White (5,152, 1984-87), 4th on the school's all-time reception list (120) and 6th in yards (1,914), including bowl totals...Caught 8 career TD receptions...Started 10 games (including Sun Bowl) as a senior, leading team with 53 receptions for 865 yards (16.3 avg.) and pair of scores...Only Charles Rodgers (68 in 2001), Plaxico Burress (66 in 1999; 65 in 2000), Courtney Hawkins (60 in 1989) and Andre Rison (54 in 1986) had more catches in a season for MSU...Majored in communications...**PERSONAL:** Earned 1st-team All-Public School League, All-State and Blue Chip list honors from *Detroit News* as senior at Mumford (MI) HS, where he set a school record for both catches (70) and receiving yards (1,243)...Also chosen to play in Michigan HS All-Star game that season...Would like to get into sports broadcasting after playing career...Mason served as the Titans' player representative to the NFLPA in 2003...He

85 DERRICK MASON

2006

Game-by-Game

Ravens

Receiving Date/Opp.	Rec.	Yds	Avg.	LG	TDs	Rushing				
						No.	Yds	Avg.		
9/10 @ TB	4	50	12.5	19	0	0	0	0	0	
9/17 vs. Oak.	5	46	9.2	15	0	0	0	0	0	
9/24 @ Cle.	7	132	18.9	38	0	0	0	0	0	
10/1vs. SD	4	37	9.3	20	0	0	0	0	0	
10/9 @ Den.	3	45	15.0	26	0	0	0	0	0	
10/15 vs. Car.	0	0	0.0	0	0	0	0	0	0	
10/29 @ NO	6	67	11.2	22	0	0	0	0	0	
11/5 vs. Cin.	2	20	10.0	11	0	0	0	0	0	
11/12 @ Ten.	8	64	8.0	11t	1	0	0	0	0	
11/19 vs. Atl.	3	28	9.3	13	0	0	0	0	0	
11/26 vs. Pit.	5	43	8.6	11	0	0	0	0	0	
11/30 @ Cin.	7	90	12.9	36t	1	0	0	0	0	
12/10 @ KC	5	68	13.6	22	0	0	0	0	0	
12/17 vs. Cle.	2	20	10.0	13	0	0	0	0	0	
12/24 @ Pit.	2	10	5.0	10	0	0	0	0	0	
12/31 vs. Buf.	5	30	6.0	10	0	1	-4	-4.0	-4	
Totals	68	750	11.0	38	2	1	-4	-4.0	-4	
Playoffs										
1/13/07 vs. Ind.	2	16	8.0	9	0	0	0	0	0	
Totals	2	16	8.0	9	0	0	0	0	0	

2004

Game-by-Game

Titans

Receiving Date/Opp.	Rec.	Yds	Avg.	LG	TDs	Rushing			
						No.	Yds	Avg.	
9/12 @ Mia.	3	51	17.0	19	0	0	0	0	0
9/19 vs. Ind.	8	104	13.0	33	0	1	-3	-3.0	-3
9/26 vs. Jax.	4	43	10.8	27	0	0	0	0	0
10/3 @ SD	12	94	7.8	17	1	0	0	0	0
10/11 @ GB	4	63	15.8	26	1	0	0	0	0
10/17 vs. Hou.	5	74	14.8	22	0	0	0	0	0
10/24 @ Min.	8	85	10.6	16	0	0	0	0	0
10/31 vs. Cin.	8	85	10.6	18	0	0	0	0	0
11/14 vs. Chi.	7	91	13.0	29	1	0	0	0	0
11/21 @ Jax.	3	56	18.7	37	1	0	0	0	0
11/28 @ Hou.	8	87	10.9	16	1	0	0	0	0
12/5 @ Ind.	6	79	13.2	32	0	0	0	0	0
12/13 vs. KC	3	22	7.3	12	1	0	0	0	0
12/19 @ Oak.	9	121	13.4	32	1	0	0	0	0
12/25 vs. Den.	4	65	16.3	37	0	0	0	0	0
12/05 vs. Det.	4	48	12.0	19	0	0	0	0	0
Totals	96	1,168	12.2	37	7	1	-3	-3.0	-3

2002

Game-by-Game

Titans

Receiving Date/Opp.	Rec.	Yds	Avg.	LG	TDs	Rushing				
						No.	Yds	Avg.		
9/8 vs. Phi.	7	109	15.6	39	0	0	0	0	0	
9/15 @ Dal.	7	118	16.9	40	0	0	0	0	0	
9/22 vs. Cle.	3	31	10.3	16	0	0	0	0	0	
9/29 @ Oak.	6	99	16.5	32	0	0	0	0	0	
10/6 vs. Was.	INACTIVE - SHOULDER									
10/13 vs. Jax.	INACTIVE - SHOULDER									
10/27 @ Cin.	7	98	14.0	32t	2	0	0	0	0	
10/3 @ Ind.	5	41	8.2	14	0	0	0	0	0	
10/10 vs. Hou.	4	47	11.8	20	1	0	0	0	0	
10/17 vs. Pit.	6	85	14.2	23	0	0	0	0	0	
11/24 @ Bal.	4	49	12.3	17	0	0	0	0	0	
12/1 @ NYG	12	116	9.7	24	1	0	0	0	0	
12/8 vs. Ind.	6	77	12.8	23	0	0	0	0	0	
12/16 vs. NE	6	86	14.3	20	1	0	0	0	0	
12/22 @ Jax.	6	56	9.3	12	1	0	0	0	0	
12/29 @ Hou.	0	0	0.0	0	0	0	0	0	0	
Totals	79	1,012	12.8	40	5	0	0	0	0	
Playoffs										
1/11/03 vs. Pit.	5	47	9.4	18	0	0	0	0	0	
1/19/03 @ Oak.	5	41	8.2	14	0	0	0	0	0	
Totals	10	88	8.8	18	0	0	0	0	0	

2005

Game-by-Game

Ravens

Receiving Date/Opp.	Rec.	Yds	Avg.	LG	TDs	Rushing		
						No.	Yds	Avg.
9/11 vs. Ind.	8	99	12.4	25	0	0	0	0
9/18 @ Ten.	8	60	7.5	12t	1	0	0	0
10/2 vs. NYJ	5	54	10.8	32	0	0	0	0
10/9 @ Det.	6	65	10.8	21	0	0	0	0
10/16 vs. Cle.	8	85	10.6	23	0	0	0	0
10/23 @ Chi.	2	38	19.0	20	0	0	0	0
10/31 @ Pit.	7	91	13.0	31	0	0	0	0
11/6 vs. Cin.	5	60	12.0	24	0	0	0	0
11/13 @ Jax.	4	63	15.8	35	0	0	0	0
11/20 vs. Pit.	4	42	10.5	17	0	0	0	0
11/27 @ Cin.	3	58	19.3	28t	1	0	0	0
12/4 vs. Hou.	3	32	10.7	20	0	0	0	0
12/11 @ Den.	6	53	8.8	20	0	0	0	0
12/19 vs. GB	5	97	19.4	34	0	0	0	0
12/25 vs. Min.	9	103	11.4	39t	1	0	0	0
1/1/06 @ Cle.	3	73	24.3	31	0	0	0	0
Totals	861,073	12.5	39t	3	0	0	0	0

2003

Game-by-Game

Titans

Receiving Date/Opp.	Rec.	Yds	Avg.	LG	TDs	Rushing				
						No.	Yds	Avg.		
9/7 vs. Oak.	10	99	9.9	19	1	0	0	0		
9/14 @ Ind.	10	98	9.8	18	0	0	0	0		
9/21 vs. NO	4	47	11.8	17	0	0	0	0		
9/28 @ Pit.	1	4	4.0	4	0	0	0	0		
10/5 @ NE	8	99	12.4	24	0	0	0	0		
10/12 vs. Hou.	6	177	29.5	50t	3	0	0	0		
10/19 @ Car.	2	39	19.5	20	0	0	0	0		
10/26 @ Jax.	3	29	9.7	12	0	0	0	0		
11/9 vs. Mia.	6	98	16.3	46	0	0	0	0		
11/16 vs. Jax.	5	98	19.6	33	0	0	0	0		
11/23 @ Atl.	4	47	11.8	16	0	0	0	0		
12/1 @ NYJ	11	133	12.1	22	1	0	0	0		
12/7 vs. Ind.	6	64	10.7	16	1	0	0	0		
12/14 vs. Buf.	9	137	15.2	37	0	0	0	0		
12/21 @ Hou.	4	44	11.0	19	0	0	0	0		
12/28 vs. TB	6	90	15.0	34t	2	0	0	0		
Totals	95	1,303	13.7	50t	8	0	0	0		
Playoffs										
1/3/04 @ Bal.	3	28	9.3	13	0	0	0	0		
1/10/04 @ NE7	90	12.9	29	1	0	0	0	0		
Totals	10	118	11.8	29	1	0	0	0		

2001

Game-by-Game

Titans

Receiving Date/Opp.	Rec.	Yds	Avg.	LG	TDs	Rushing				
						No.	Yds	Avg.		
9/9 vs. Mia.	2	62	31.0	33	1	0	0	0		
9/23 @ Jax.	1	4	4.0	4	0	0	0	0		
10/7 @ Bal.	0	0	0.0	0	0	0	0	0		
10/14 vs. TB	INACTIVE - ANKLE									
10/21 @ Det.	3	47	15.7	21	0	0	0	0		
10/29 @ Pit.	2	56	28.0	44	0	0	0	0		
11/4 vs. Jax.	6	35	5.8	14	1	0	0	0		
11/12 vs. Bal.	12	99	8.3	16	0	0	0	0		
11/18 @ Cin.	4	62	15.5	22	0	0	0	0		
11/25 vs. Pit.	7	114	16.3	28	0	0	0	0		
12/2 @ Cle.	3	122	40.7	71t	2	0	0	0		
12/9 @ Min.	8	75	9.4	15t	1	0	0	0		
12/16 vs. GB	8	107	13.4	35t	1	0	0	0		
12/22 @ Oak	5	78	15.6	29	0	0	0	0		
12/30 vs. Cle.	3	81	27.0	59t	1	0	0	0		
1/6/02 vs. Cin.	9	186	20.7	41t	2	0	0	0		
Totals	73	1,128	15.5	71t	9	0	0	0		

85 DERRICK MASON



85 DERRICK MASON

was responsible for communicating his teammates' concerns to the players' union and instructing his peers on union and league matters...In 2003, Mason began hosting "The Derrick Mason Show" weekly on a Nashville radio station...Among his most cherished items in his sports memorabilia collection is a pair of Muhammad Ali boxing gloves, which he purchased at an auction for his son, Derrick II..."Receiving on the Field, Giving in the Community," serves as the slogan for *The Derrick Mason Foundation*, which was originally launched to help at-risk children and battered women in the greater Nashville area...Mason held an annual golf tournament during the offseason as well as other events to raise money for the foundation...His wife, Marci, who is also interested in broadcasting, acts as the organization's vice president...During every game week, Mason selects Bible verses and writes them on his game shoes for inspiration...Mason helped raise money in 2003 for youth football leagues around middle Tennessee and southern Kentucky in his role as honorary spokesperson for the Gaylord Hotels Music City Bowl presented by Bridgestone Youth Football League...In July 2005, posed with rescued pets for the Friends of the Baltimore Animal Shelter (FOBAS) 2006 calendar...Partnered with CB Samari Rolle and QB Kyle Boller to host the Holiday Helpers event at the Pikesville, MD Target...In conjunction with their foundations, each player donated \$10,000 in 2005 and \$15,000 in 2006 to provided 100 children with \$150 gift certificates to Target...Participated in the Ravens annual ACT Auction Party for players with charitable foundations in Dec. 2005 and '06...Also took part in the Ravens annual Goodwill Gridiron Halloween party benefiting Goodwill Industries in Oct. 2006 and helped build a house as part of the Sandtown Habitat for Humanity in Sept. 2006...Derrick and his wife, Marci (married on 6/7/97), have 2 children: daughter, Bailee Mylin (3/24/99), and son, Derrick II (7/11/03)...Full name: Derrick James Mason.

2000 Game-by-Game Titans												
Receiving					Rushing							
Date/Opp.	Rec.	Yds	Avg.	LG	TDs	No.	Yds	Avg.	LG	TDs		
9/3 @ Buf.	0	0	0.0	0	0	0	0	0.0	0	0	0	0
9/10 vs. KC	0	0	0.0	0	0	0	0	0.0	0	0	0	0
9/24 @ Pit.	5	71	14.2	24	0	0	0	0.0	0	0	0	0
10/1 vs. NYG	6	103	17.2	29	1	0	0	0.0	0	0	0	0
10/8 @ Cin.	6	65	10.8	19	1	0	0	0.0	0	0	0	0
10/16 vs. Jax.	2	37	18.5	22	1	0	0	0.0	0	0	0	0
10/22 @ Bal.	2	17	8.5	14	0	0	0	0.0	0	0	0	0
10/30 @ Was.	2	12	6.0	6	0	0	0	0.0	0	0	0	0
11/5 vs. Pit.	8	92	11.5	17	0	0	0	0.0	0	0	0	0
11/12 vs. Bal.	5	63	12.6	22	1	0	0	0.0	0	0	0	0
11/19 vs. Cle.	6	89	14.8	28	0	0	0	0.0	0	0	0	0
11/26 @ Jax.	2	33	16.5	2	3	0	0	0.0	0	0	0	0
12/3 @ Phi.	7	93	13.3	18	0	0	0	0.0	0	0	0	0
12/10 vs. Cin.	5	92	18.4	25	0	1	1	1.0	1	0	0	0
12/17 @ Cle.	1	33	33.0	33	0	0	0	0.0	0	0	0	0
12/25 vs. Dal.	6	95	15.8	34	1	0	0	0.0	0	0	0	0
Totals	63	895	14.2	34	5	1	1	1.0	1	0	0	0
Playoffs												
1/7/01 vs. Bal.	7	88	12.6	19	0	0	0	0.0	0	0	0	0
Totals	7	88	12.6	19	0	0	0	0.0	0	0	0	0

1998 Game-by-Game Oilers												
Receiving					Rushing							
Date/Opp.	Rec.	Yds	Avg.	LG	TDs	No.	Yds	Avg.	LG	TDs		
9/6 @ Cin.	2	24	12.0	13	0	0	0	0.0	0	0	0	0
9/13 vs. SD	1	18	18.0	18	0	0	0	0.0	0	0	0	0
9/20 @ NE	1	8	8.0	8	0	0	0	0.0	0	0	0	0
9/27 vs. Jax.	1	4	4.0	4	0	0	0	0.0	0	0	0	0
10/11 @ Ba.	2	23	11.5	14	0	0	0	0.0	0	0	0	0
10/18 vs. Cin.	0	0	0.0	0	0	0	0	0.0	0	0	0	0
10/25 vs. Chi.	2	28	14.0	15	1	0	0	0.0	0	0	0	0
11/1 @ Pit.	1	4	4.0	4	0	0	0	0.0	0	0	0	0
11/8 @ TB	1	8	8.0	8	0	0	0	0.0	0	0	0	0
11/15 vs. Pit.	3	35	11.7	19	0	0	0	0.0	0	0	0	0
11/22 vs. NYJ	1	24	24.0	24	0	0	0	0.0	0	0	0	0
11/29 @ Sea.	1	10	10.0	10	0	0	0	0.0	0	0	0	0
12/6 vs. Bal.	2	19	9.5	16	0	0	0	0.0	0	0	0	0
12/13 @ Jax.	0	0	0.0	0	0	0	0	0.0	0	0	0	0
12/20 @ GB	4	53	13.3	25	2	0	0	0.0	0	0	0	0
12/26 vs. Min.	3	75	25.0	47	0	0	0	0.0	0	0	0	0
Totals	25	333	13.3	47	3	0	0	0.0	0	0	0	0

1999 Game-by-Game Titans												
Receiving					Rushing							
Date/Opp.	Rec.	Yds	Avg.	LG	TDs	No.	Yds	Avg.	LG	TDs		
9/12 vs. Cin.												
9/19 vs. Cle.												
9/26 @ Jax.												
10/3 @ SF	0	0	0.0	0	0	0	0	0.0	0	0	0	0
10/10 vs. Bal.	1	4	4.0	4	0	0	0	0.0	0	0	0	0
10/17 @ NO	1	31	31.0	31	0	0	0	0.0	0	0	0	0
10/31 vs. STL	0	0	0.0	0	0	0	0	0.0	0	0	0	0
11/7 @ Mia.	0	0	0.0	0	0	0	0	0.0	0	0	0	0
11/14 @ Cin.	0	0	0.0	0	0	0	0	0.0	0	0	0	0
11/21 vs. Pit.	0	0	0.0	0	0	0	0	0.0	0	0	0	0
11/28 @ Cle.	3	28	9.3	20	0	0	0	0.0	0	0	0	0
12/5 @ Bal.	2	18	9.0	12	0	0	0	0.0	0	0	0	0
12/9 vs. Oak.	0	0	0.0	0	0	0	0	0.0	0	0	0	0
12/19 vs. Atl.	1	8	8.0	8	0	0	0	0.0	0	0	0	0
12/26 vs. Jax.	0	0	0.0	0	0	0	0	0.0	0	0	0	0
1/2/00 @ Pit.	0	0	0.0	0	0	0	0	0.0	0	0	0	0
Totals	8	89	11.1	31	0	0	0	0.0	0	0	0	0
Playoffs												
1/8/00 vs. Buf.	0	0	0.0	0	0	0	0	0.0	0	0	0	0
1/16/00 @ Ind.	0	0	0.0	0	0	0	0	0.0	0	0	0	0
1/23/00 @ Jax.	0	0	0.0	0	0	0	0	0.0	0	0	0	0
1/30/00 vs. STL	2	18	9.0	9	0	0	0	0.0	0	0	0	0
Totals	2	18	9.0	9	0	0	0	0.0	0	0	0	0

1997 Game-by-Game Oilers												
Receiving					Rushing							
Date/Opp.	Rec.	Yds	Avg.	LG	TDs	No.	Yds	Avg.	LG	TDs		
8/31 vs. Oak.	1	11	11.0	11	0	0	0	0.0	0	0	0	0
9/7 @ Mia	0	0	0.0	0	0	0	0	0.0	0	0	0	0
9/21 vs. Bal.	1	8	8.0	8	0	0	0	0.0	0	0	0	0
9/28 @ Pit.	1	12	12.0	12	0	0	0	0.0	0	0	0	0
10/5 @ Sea.	0	0	0.0	0	0	0	0	0.0	0	0	0	0
10/12 vs. Cin.	0	0	0.0	0	0	0	0	0.0	0	0	0	0
10/19 vs. Was.	2	32	16.0	28	0	0	0	0.0	0	0	0	0
10/26 @ Ari.	0	0	0.0	0	0	0	0	0.0	0	0	0	0
11/2 vs. Jax.	0	0	0.0	0	0	0	0	0.0	0	0	0	0
11/9 vs. NYG	0	0	0.0	0	0	0	0	0.0	0	0	0	0
11/16 @ Jax.	0	0	0.0	0	0	0	0	0.0	0	0	0	0
11/23 vs. Buf.	2	40	20.0	26	0	1	-7	-7.0	-7	0	0	0
11/27 @ Dal.	0	0	0.0	0	0	0	0	0.0	0	0	0	0
12/4 @ Cin.	0	0	0.0	0	0	0	0	0.0	0	0	0	0
12/14 @ Bal.	4	36	9.0	14	0	0	0	0.0	0	0	0	0
12/21 vs. Pit.	3	47	15.6	38	0	0	0	0.0	0	0	0	0
Totals	14	186	13.3	38	0	1	-7	-7.0	-7	0	0	0

85 DERRICK MASON

85 DERRICK MASON

REGULAR SEASON

RECEIVING

Year	Team	GP	GS	No.	Yds.	Avg.	LG	TD
1997	Tennessee	16	2	14	186	13.3	38	0
1998	Tennessee	16	0	25	333	13.3	47	3
1999	Tennessee	13	0	8	89	11.1	31	0
2000	Tennessee	16	12	*63	895	14.2	34	5
2001	Tennessee	15	15	*73	*1,128	15.5	71t	*9
2002	Tennessee	14	14	*79	*1,012	12.8	40	*5
2003	Tennessee	16	16	*95	*1,303	13.7	50t	*8
2004	Tennessee	16	16	*96	*1,168	12.2	37	*7
2005	Baltimore	16	16	*86	*1,073	12.5	39t	3
2006	Baltimore	16	15	68	750	11.0	38	2
Totals		154	106	607	7,937	13.1	71t	42

*Led Team

KICKOFF RETURNS

Year	Team	GP	GS	No.	Yds.	Avg.	LG	TD
1997	Tennessee	16	2	26	551	21.2	54	0
1998	Tennessee	16	0	8	154	19.3	26	0
1999	Tennessee	13	0	41	805	19.6	41	0
2000	Tennessee	16	12	42	1,132	27.0	66	0
2001	Tennessee	15	15	34	748	22.0	101t	1
2002	Tennessee	14	14	0	0	0.0	0	0
2003	Tennessee	16	16	5	106	21.2	34	0
2004	Tennessee	16	16	0	0	0.0	0	0
2005	Baltimore	16	16	0	0	0.0	0	0
2006	Baltimore	16	15	0	0	0.0	0	0
Totals		154	106	156	3,496	22.4	101t	1

PUNT RETURNS

No.	FC	Yds.	Avg.	LG	TD
13	3	95	7.3	29	0
31	11	228	7.4	25	0
26	15	225	8.7	65t	1
51	17	662	13.0	69t	1
20	19	128	6.4	20	0
9	12	60	6.7	21	0
8	5	99	12.4	21	0
24	12	93	3.9	13	0
0	0	0	0.0	0	0
0	0	0	0.0	0	0
182	94	1,590	8.7	69t	2

CAREER SINGLE-GAME HIGHS (regular season)

Receptions:

12 3 times (last: 10/3/04 at SD)

Yardage:

186 (1/6/02 vs. Cin.)

Long Gain:

71t (12/2/01 at Cle.)

Touchdowns:

3 2 times (last: 10/12/03 vs. Hou.)

Longest Kick Return:

101t (11/18/01 at Cin.)

Longest Punt Return:

69t (10/30/00 at Was.)

POSTSEASON

RECEIVING

Year	Team	GP	GS	No.	Yds.	Avg.	LG	TD
1999	Tennessee	4	0	2	18	9.0	9	0
2000	Tennessee	1	1	7	88	12.6	19	0
2002	Tennessee	2	2	10	88	8.8	18	0
2003	Tennessee	2	2	10	118	11.8	29	1
2006	Baltimore	1	1	2	16	8.0	9	0
Totals		10	6	31	328	10.6	29	1

KICK RETURNS


Year	Team	GP	GS	No.	Yds.	Avg.	LG	TD
1999	Tennessee	4	0	13	437	33.6	80t	1
2000	Tennessee	1	1	4	55	13.8	17	0
2002	Tennessee	2	2	0	0	0.0	0	0
2003	Tennessee	2	2	0	0	0.0	0	0
2006	Baltimore	1	1	0	0	0.0	0	0
Totals		10	6	17	492	28.9	80t	1

PUNT RETURNS

No.	FC	Yds.	Avg.	LG	TD
11	4	78	7.1	19	0
2	1	5	2.5	8	0
2	3	20	10.0	11	0
6	2	70	11.7	17	0
0	0	0	0.0	0	0
21	10	173	8.2	19	0

85 DERRICK MASON





21 CHRIS McALISTER

CORNERBACK

YEARS IN NFL: 9 **HT:** 6-1 **WT:** 206
COLLEGE: ARIZONA **HS:** PASADENA (CA)
BORN: 6/14/77, PASADENA, CA
JOINED RAVENS: DRAFT 1 (10TH), 1999
PRO BOWLS (3): 2003, 2004, 2006

GAMES PLAYED/STARTED: (1999, 16/12); (2000, 16/16); (2001, 16/16); (2002, 13/12); (2003, 15/15); (2004, 15/14) (2005, 14/13); (2006, 16/16) **Total 121/114**

Playoffs (2000, 4/4) (2001, 2/2); (2003, 1/1); (2006, 1/1) **Total 8/8**

TRANSACTIONS: Chris McAlister re-signed with the Ravens on 10/9/04 after being franchised for the 2003 season and the 1st part of 2004...He was originally selected by the Ravens with the 10th-overall pick in the 1st round of the 1999 NFL Draft.

PRO: Three-time Pro Bowl CB who has established himself as a top cornerback in the league...A rare blend of size and speed, McAlister essentially cuts the field in half with his coverage skills...His 22 INTs rank 3rd on the Ravens' all-time INT list, behind only S Ed Reed (27), LB Ray Lewis (23)...Named to his **3rd Pro Bowl** in 2006...Started all 16 games for the 3rd time in his career, posting 56 tackles and **led the NFL with 25 PD** (2nd-highest total of his career) in 2006...Led the NFL's No. 1-rated defense, which posted a league-best 28 INTs, with a **career-high 6 INTs**, 2 of which he returned for TDs...He also netted 2 FRs on the year...In 2005, started in 13 games (missing 2 due to a hamstring injury) and netted 53 tackles, including 47 solo and led the team with 20 PD (4th-highest total of his career)...Earned his **2nd-consecutive Pro Bowl** nod

after posting 44 tackles (38 solo), 8 PD, 2 FRs (1 he returned for a TD) and 1 INT (returned for a TD) in 2004...Earned his **1st Pro Bowl** nod in 2003...He also grabbed **AP 1st-team All-Pro**, **Pro Football Weekly All-NFL** and **Football Digest 1st-team All-Pro** honors...Played and started in 15 games, recording 52 tackles (43 solo), tied for 2nd on the team with 16 PD and had 3 INTs, including 1 returned 83 yards for a TD...In addition to his covering skills, McAlister also returned punts during the 2002 season...Returned 17 punts for 122 yards (7.2-yard average)...Posted 67 tackles (58 solo) and **led the Ravens with 24 PD**, despite playing in only 13 games due to an ankle injury in 2002...Earned **AFC Special Teams Player of the Week** honors in Week 2 for his **then-NFL-record 107-yard return of a missed FGA**...Started all 16 games and 2

postseason contests in 2001, when he had 11 PD...A major factor in the 2000 Ravens' record-setting defense, as the team set a franchise mark and led the NFL with 49 take-aways, including a then-Ravens record 23 INTs (5th in the NFL)...Defense allowed only 11 TD passes all season (2nd-fewest in the league), and finished 5th in the NFL with 23 INTs, while setting the NFL 16-game record by allowing just 165 points...Was named to **Football Digest's 2nd-team All-Pro** squad in 2000 after picking off 4 passes (1 for a TD) and finishing 2nd on the team with 23 PD...Started the final 12 games in 1999 at LCB and was named to **College & Pro Football Newsweek's 1999 All-Rookie Team**...Led the team with 27 PD and finished tied for 2nd with 5 INTs in 1999 (tied for 6th in the AFC and 2nd in the NFL among rookies behind Green Bay's Mike McKenzie, who had 6)...Was the 2nd DB picked in the '99 draft (behind Champ Bailey by Washington at the 7th position) and the 3rd defensive player tabbed overall (behind Bailey and LB Chris Claiborne, selected by Detroit at the 9th position).

2006: Named to his **3rd Pro Bowl** on 12/19/06...Started all 16 games for the 3rd time in his career, posting 56 tackles...**Led the NFL with 25 PD** (2nd-highest total of his career)...Led the NFL's No. 1-rated defense, which posted a league-best 28 INTs, with a **career-high 6 INTs**, 2 of which he returned for TDs...He also netted 2 FRs on the year...**2006 SEASON HIGHLIGHTS:** Started and had 3 tackles, 3 PD and an INT, which he returned 31 yards for a TD, earning him **AFC Defensive Player of the Week** honors in the 19-7 win in the **season finale vs. Buf. (12/31)**...Started and tied for the secondary lead (Ed Reed) with 6 tackles (5 solo) and had 2 PD and 1 INT, which he returned 10 yards in the 27-17 win in **game 14 vs. Cle. (12/17)**...Started and netted 4 solo tackles, 3 PD and 1 INT, which sealed the win in the 26-20 win in **game 8 vs. Cin. (11/5)**...Had 2 solo tackles and a game-

OFF THE FIELD

Chris hosted his 2nd Baltimore-area golf tournament in May of 2007. All funds from the tournament benefited The Chris McAlister Foundation, which conducted a free football clinic for high schoolers at M&T Bank Stadium in June of 2007.

21 CHRIS McALISTER

saving INT in **game 3 at Cle. (9/24)**...With 3:28 remaining in the game, with the Ravens down 14-12 and the Browns on the Ravens' 4-yard line, McAlister jumped the route on a pass intended for WR Braylon Edwards in the end zone...Baltimore then marched down the field and kicked a FG with 20 seconds remaining on the clock for a 15-14 victory...**Started his 100th-career game** and had the daunting task of covering WR Randy Moss for most of the game, holding him to 2 receptions for 32 yards in the 28-6 victory in **game 2 vs. Oak. (9/17)**...McAlister also contributed 3 solo tackles and 2 PD against the Raiders...Started and posted 2 solo tackles, 2 PD and 1 INT, which he returned 60 yards for a TD - his 1st INT returned for a TD since 2004 and the 5th of his career - in the 27-0 victory in the **season opener at TB (9/10)**.

2005: Started 14 games (missing 2 due to a hamstring injury) and netted 53 tackles, including 47 solo and led the team with 20 PD (4th-highest total of his career)...**2005 SEASON HIGHLIGHTS:** Posted 4 tackles (3 solo), and 2 PD in the 48-3 win in **game 14 vs. GB (12/19)**...Had 3 solo tackles and led the team with 3 PD in **game 13 at Den. (12/11)**...Netted 5 tackles (4 solo), including 1 TFL, and 1 PD, in **game 8 vs. Cin. (11/6)**...Posted 6 solo tackles (tying for the secondary lead) and 2 PD in **game 7 at Pit. (10/31)**...Recorded 6 tackles (5 solo) and 1 PD in **game 6 at Chi. (10/23)**...Posted 3 tackles and picked up his 1st INT of the season in **game 4 at Det. (10/9)**...Started and posted 5 tackles and led the team with 2 PD in **game 1 vs. Ind. (9/11)**.

2004: Named to his 2nd consecutive Pro Bowl in 2004, while playing in 15 games, starting 14...Inactive once (vs. Dal. 11/21) and saw limited action at NE (11/28) due to shoulder injury...Finished the season with 44 tackles (38 solo), 8 PD and 2 FRs...Had 2 TDs, returning an INT 51 yards for a TD vs. Pit. (9/19) and recovering an Ed Reed fumble vs. Cin. (12/5) after Reed intercepted the pass; McAlister took it 64 yards into the end zone for 1 TD...**2004 SEASON HIGHLIGHTS:** Had 3 tackles (2 solo), including 1 TFL and a PD in the 30-23 victory in the **season finale vs. Mia. (1/2/05)**...Started and had 3 solo tackles in **game 12 vs. Cin. (12/5)**...McAlister picked up an Ed Reed fumble (following an INT) and raced 64 yards for a TD against the Bengals...Netted 1 tackle and 1 PD as he helped the Ravens' defense hold the Redskins to 107 total yards (2nd-lowest total in team history), including a franchise-record low 55 net yards passing in **game 5 at Was. (10/10)**...Tied for the lead in the secondary with 7 tackles (4 solo) and 2 PD, 1 of which he returned 51 yards for a TD (3rd INT return for a TD in his career), in 30-13 win in **game 2 vs. Pit. (9/19)**.

2003: Earned his **1st Pro Bowl** nod in 2003...He also grabbed **AP 1st-team All-Pro, Pro Football Weekly All-NFL and Football Digest 1st-team All-Pro** honors...Played and started in 15 games, recording 52 tackles (43 solo), tied for 2nd on the team with 16 PD and had 3 INTs, including 1 he returned 83 yards for a TD...Shadowed Pro Bowl WR Derrick Mason and held him to 3 receptions for 28 yards, while posting 3 solo tackles, 2 PD and moved into 2nd place on the Ravens' all-time postseason INT list with the 3rd of his career in the **Wild Card loss vs. Ten. (1/3/04)**...**2003 SEASON HIGHLIGHTS:** Shadowed the AFC's receiving yardage leader, Chad Johnson, and held him to 2 receptions for 15 yards, while recording 1 solo tackle and helped force QB Jon Kitna into 2 INTs in **game 13 vs. Cin. (12/7)**...Continued to play at a torrid pace, as he held WR Terrell Owens to 3 receptions for 23 yards and 0 TDs in 44-6 rout in **game 12 vs. SF (11/30)**...Blanked the NFL's leading receiver Torry Holt, allowing him only 3 receptions for 38 yards and posted 2 solo tackles as the defense allowed the league's No. 1-rated offense just 121 yards in **game 9 at STL (11/9)**...Started and posted 4 tackles (3 solo) and 1 PD in **game 6 at Cin. (10/19)**...Started at LCB and had 4 tackles (3 solo) in **game 5 at Ari. (10/12)**...McAlister also posted his **1st-career multi-INT game**, returning the 2nd 83 yards (3rd-longest in franchise history) for a TD against the Cardinals.

2002: Saw action in 13 games, starting 12...Missed 3 games due to an ankle injury suffered on a punt at Atl. (11/3)...Finished the season with 67 tackles (58 solo), 1 FF and 1 INT...Led the team with 24 PD...**2002 SEASON HIGHLIGHTS:** Started at CB in **game 15 vs. Cle. (12/22)**...Posted 8 tackles against the Browns...Returned in **game 12 at Cin. (12/1)** and played in mostly nickel situations after missing the previous 3 games with an ankle injury...Amassed 6 tackles (4 solo) and led team with 3 PD against the Bengals...Inactive **games 9-11** with an ankle injury...Started at LCB in 17-10 win in **game 6 vs. Jax. (10/20)** and had 5 solo tackles and 1 PD...Part of a defensive backfield that did not allow a TD pass and forced QB Mark Brunell into 3 INTs...Started at RCB and logged 7 tackles in **game 3 vs. Den. (9/30)**...McAlister also led the team with 4 PD on Monday Night Football...**Set a then-NFL record for longest play with a 107-yard return for a TD** on Jason Elam's missed FGA in the closing seconds of the 1st half against the Broncos, earning **AFC Special Teams Player of the Week** honors.

2001: Started all 16 games at CB and was 6th on the team with 69 tackles (59 solo), an INT and 10



21 CHRIS McALISTER

PD for the season...**2001 SEASON HIGHLIGHTS:** Recorded 1 assist and 1 PD in 20-3 **Wild Card win at Mia. (1/13/02)**, as the defense held the Dolphins to 151 total yards, a *team-post-season record*...Made 3 tackles (2 solo) in 26-7 win in **game 4 vs. Ten. (10/7)**, as the defense allowed only 185 total yards and no TDs...Recorded 1 tackle in 20-13 win in **game 3 at Den. (9/30)**...Returned punts in place of injured WR/KR Jermaine Lewis (thigh) in **game 2 at Cin. (9/23)**...Returned 5 punts for 44 yards, including a 24-yard return...Recorded 5 tackles (3 solo) on defense.

2000: Named to *Football Digest's All-Pro 2nd-Team*...In the playoffs, McAlister recorded 17 tackles, led the team with 8 PD and had 1 of Baltimore's 10 INTs...Posted 49 tackles (39 solo), 4 INTs and had 23 PD...**2000 SEASON HIGHLIGHTS:** Recorded 2 tackles, 1 PD and a 4-yard INT off QB Kerry Collins in the 34-7 **Super Bowl XXXV win over the NYG (1/28/01)**...Finished 2nd on the team, tops in the secondary, with 7 tackles and had a team-high 3 PD in the Ravens' 21-3 **AFC Wild Card win over the Broncos (12/31)**...Won DirecTV's *Play of the Week Award* in the Ravens' 34-20 win in **game 16 vs. NYJ (12/24)** when *he stepped in front of a Vinny Testaverde pass on the 2-yard line and raced 98 yards for the Ravens' 1st and only defensive TD of the regular season...Was the longest INT return in team history* (tied with Chad Williams - 2002) and 2nd-longest in the NFL in 2000...Also had 5 tackles and 4 PD.

1999: Had a solid rookie season by leading the team with 27 PD and finished tied for 2nd on the team with 5 INTs...(tied for 6th in the AFC, 2nd in the NFL among rookies behind GB's Mike McKenzie (6))...Started final 12 games at LCB and finished 9th on the team with 58 tackles...Named to *College & Pro Football Newsweekly's 1999 All-Rookie Team*...**1999 SEASON HIGHLIGHTS:** Had 2 stops and recorded his 5th INT of the season in the **season finale at NE (1/2/00)**...Picked off QB Drew Bledsoe in the 4th quarter at the Ravens 2-yard line on a deep pass intended for Shawn Jefferson...Had 6 tackles and a team-

high 4 PD in 31-24 win in **game 13 at Pit. (12/12)**...Had 4 stops and intercepted his 4th pass of the season in the Ravens' 41-14 win in **game 12 vs. Ten. (12/5)**...Finished 2nd on the team with a *career-high 10 tackles* in **game 7 vs. Buf. (10/31)**, and recorded his 3rd INT of the season...Also had 3 PD...Made *1st NFL start* at LCB in **game 5 at Ten. (10/10)** and credited with 4 tackles...*Picked off his 1st-career pass in season opener at STL (9/12)*.

COLLEGE: Won unanimous All-America 1st-team honors and was an All-Pac 10 1st-team choice for 3 straight seasons...Only the 7th player in college football history (1st in Arizona history) to return a kickoff, punt and INT for TDs in the same season (1998)...His 18 INTs (including bowl games) at the end of his Arizona career ranked 3rd on the school's career-record chart behind Chuck Cecil (21, 1984-87) and Jackie Wallace (20, 1970-72)...Concluded Arizona career with 122 tackles, 11 TFL, 3 FFs, 15 INTs (2 for TDs) for a 16.2-yard return average, 43 KORs, including 2 100-yard TDs, for a 25.5-yard average and 5 PRs, 1 for a 65-yard TD, for a 20.8-yard average...One of 3 finalists for the

Jim Thorpe Award as a senior in 1998...Winner of the Mosi Tatupu

Special Teams Player of the Year Award...Started 11 games at weakside

CB...Finished with 34 tackles, a

team-leading 15 PD and 5

INTs for 64 yards and a

TD...Blocked 2 kicks

...Returned 5 punts for

104 yards (20.8-yard

avg.) and a score...Also

scored a TD on a

KOR, and averaged

29.5 yards on 8

KORs...He also

returned a kickoff

for a school-record

100-yard TD against

Hawaii...Earned 1st-

team All-Pac 10 honors

as a junior in

1997, as he finished

with 43 tackles (37

solo), a team-leading 4

INTs (for 45 yards) and

5 PD...Also had 1 FF and

blocked a kick...In the *Insight.com*

Bowl vs. New Mexico, he inter-

cepted a pass, deflected 2 others

and recorded 4 solo tackles...*In his*

1st year as a Wildcat in 1996, he

won All-Pac 10 1st-team honors

after recording 45 tackles (36 solo),

with 2 sacks for 18 yards...He also



21 CHRIS McALISTER

had 2 FF and 5 PD...Ranked 5th in the nation with 6 INTs for 103 yards (including a TD)...Gained 526 yards, including a 100-yard TD vs. UCLA on 20 KORs (26.3-yard average)...Earned All-State honors as a CB at Mt. San Antonio Junior College in Walnut, CA in 1995...Returned 3 punts and 2 INTs for TDs...**PERSONAL:** Won Conference Player of the Year and California's MVP at Pasadena (CA) HS in 1995...Threw for 1,153 yards and rushed for 1,302 yards as a QB in his senior year...Named Conference Player of the Year and football MVP...Had his jersey retired (No. 9) at

2006

Game-by-Game Tackles

Ravens

Date/Opp.	TT	Solo	AS	INT	FF	FR	Sacks	PD
9/10 @ TB	2	2	0	1-60t	0	0	0-0	2
9/17 vs. Oak.	3	3	0	0-0	0	0	0-0	2
9/24 @ Cle.	2	2	0	1-0	0	0	0-0	1
10/1 vs. SD	3	3	0	0-0	0	0	0-0	0
10/9 @ Den.	2	2	0	0-0	1	0	0-0	2
10/15 vs. Car.	7	6	1	1-0	0	0	0-0	2
10/29 @ NO	3	2	1	0-0	1	0	0-0	2
11/5 vs. Cin.	4	4	0	1-20	0	0	0-0	3
11/12 @ Ten.	3	2	1	0-0	0	0	0-0	2
11/19 vs. Atl.	4	4	0	0-0	0	0	0-0	2
11/26 vs. Pit.	5	5	0	0-0	0	0	0-0	2
11/30 @ Cin.	2	2	0	0-0	0	0	0-0	0
12/10 @ KC	4	3	1	0-0	0	0	0-0	0
12/17 vs. Cle.	6	5	1	1-10	0	0	0-0	2
12/24 @ Pit.	3	3	0	0-0	0	0	0-0	0
12/31 vs. Buf.	3	3	0	1-31t	0	0	0-0	3
Totals	56	51	5	6-12t	0	2	0-0	25

Playoffs

1/13/07 vs. Ind.	3	3	0	0-0	0	0	0-0	1
Totals	3	3	0	0-0	0	0	0-0	1

2004

Game-by-Game Tackles

Ravens

Date/Opp.	TT	Solo	AS	INT	FF	FR	Sacks	PD
9/12 @ Cle.	3	3	0	0-0	0	0	0-0	0
9/19 vs. Pit.	7	4	3	1-51t	0	0	0-0	2
9/26 @ Cin.	7	6	1	0-0	0	0	0-0	1
10/4 vs. KC	8	7	1	0-0	0	0	0-0	0
10/10 @ Was.	1	1	0	0-0	0	0	0-0	1
10/24 vs. Buf.	3	3	0	0-0	0	0	0-0	1
10/31 @ Phi.	1	1	0	0-0	0	0	0-0	0
11/7 vs. Cle.	5	5	0	0-0	0	0	0-0	1
11/14 @ NYJ	0	0	0	0-0	0	0	0-0	0
11/21 vs. Dal.	INACTIVE - SHOULDER							
11/28 @ NE	0	0	0	0-0	0	0	0-0	0
12/5 vs. Cin.*	3	3	0	0-0	0	1*	0-0	0
12/12 vs. NYG	0	0	0	0-0	0	1	0-0	0
12/19 @ Ind.	1	1	0	0-0	0	0	0-0	1
12/26 @ Pit.	2	2	0	0-0	0	0	0-0	0
1/2/05 vs. Mia.	3	2	1	0-0	0	0	0-0	1
Totals	44	38	6	1-5t	0	2	0-0	8

*McAlister recovered an Ed Reed fumble vs. Cin. (12/5) after Reed intercepted a pass and returned it for a 64-yard TD.

2002

Game-by-Game Tackles

Ravens

Date/Opp.	TT	Solo	AS	INT	FF	FR	Sacks	PD
9/8 @ Car.	0	0	0	0-0	0	0	0-0	0
9/15 vs. TB	7	5	2	0-0	1	0	0-0	2
9/30 vs. Den.	7	6	1	0-0	0	1	0-0	4
10/6 @ Cle.	7	6	1	1-0	0	0	0-0	5
10/13 @ Ind.	7	6	1	0-0	0	0	0-0	0
10/20 vs. Jax.	5	5	0	0-0	0	0	0-0	1
10/27 vs. Pit.	3	3	0	0-0	0	0	0-0	0
11/3 @ Atl.	6	4	2	0-0	0	0	0-0	3
11/10 vs. Cin.	INACTIVE-ANKLE							
11/17 @ Mia.	INACTIVE-ANKLE							
11/24 vs. Ten.	INACTIVE-ANKLE							
12/1 @ Cin.	6	4	2	0-0	0	0	0-0	3
12/8 vs. NO	4	4	0	0-0	0	0	0-0	2
12/15 @ Hou.	4	4	0	0-0	0	0	0-0	3
12/22 vs. Cle.	8	8	0	0-0	0	0	0-0	0
12/29 @ Pit.	3	3	0	0-0	0	0	0-0	1
Totals	67	58	9	1-0	1	1	0-0	24

2005

Game-by-Game Tackles

Ravens

Date/Opp.	TT	Solo	AS	INT	FF	FR	Sacks	PD
9/11 vs. Ind.	5	5	0	0-0	0	0	0-0	2
9/18 @ Ten.	0	0	0	0-0	0	0	0-0	3
10/2 vs. NYJ	3	2	1	0-0	0	0	0-0	1
10/9 @ Det	3	3	0	1-0	0	0	0-0	1
10/16 vs. Cle.	4	3	1	0-0	0	0	0-0	1
10/23 @ Chi.	6	5	1	0-0	0	0	0-0	0
10/31 @ Pit.	6	6	0	0-0	0	0	0-0	2
11/6 vs. Cin.	5	4	1	0-0	0	0	0-0	1
11/13 @ Jax.	4	3	1	0-0	0	0	0-0	0
11/20 vs. Pit.	4	4	0	0-0	0	0	0-0	2
11/27 @ Cin.	3	3	0	0-0	1	0	0-0	1
12/4 vs. Hou.	INACTIVE - HAMSTRING							
12/11 @ Den.	3	3	0	0-0	0	0	0-0	3
12/19 vs. GB	4	3	1	0-0	0	0	0-0	2
12/25 vs. Min.	3	3	0	0-0	0	0	0-0	1
1/1 @ Cle.	INACTIVE - HAMSTRING							
Totals	53	47	6	1-0	1	0	0-0	20

2003

Game-by-Game Tackles

Ravens

Date/Opp.	TT	Solo	AS	INT	FF	FR	Sacks	PD
9/7 @ Pit.	6	5	1	0-0	0	0	0-0	0
9/14 vs. Cle.	5	5	0	0-0	0	0	0-0	2
9/21 @ SD	DNP							
9/28 vs. KC	3	3	0	0-0	0	0	0-0	0
10/12 @ Ari.	4	3	1	2-87**	0	0	0-0	2
10/19 @ Cin.	4	3	1	0-0	0	0	0-0	1
10/26 vs. Den.	3	3	0	0-0	0	0	0-0	2
11/2 vs. Jax.	6	4	2	0-0	0	0	0-0	1
11/9 @ STL	2	2	0	0-0	0	0	0-0	0
11/16 @ Mia.	3	3	0	0-0	0	0	0-0	1
11/23 vs. Sea.	2	2	0	0-0	0	0	0-0	3
11/30 vs. SF	3	2	1	0-0	0	0	0-0	0
12/7 vs. Cin.	1	1	0	0-0	0	0	0-0	0
12/14 @ Oak.	3	3	0	0-0	0	0	0-0	1
12/21 @ Cle.	4	4	0	0-0	0	0	0-0	0
12/28 vs. Pit.	3	0	3	1-6	0	0	0-0	3
Totals	52	43	9	3-93	0	0	0-0	16

Playoffs

1/3/04 vs. Ten.	3	3	0	1-0	0	0	0-0	2
Totals	3	3	0	1-0	0	0	0-0	2

**Returned 1 of his INTs 83 yards for a TD

2001

Game-by-Game Tackles

Ravens

Date/Opp.	TT	Solo	AS	INT	FF	FR	Sacks	PD
9/9 vs. Chi.	4	4	0	0-0	0	0	0-0	0
9/23 @ Cin.	5	3	2	0-0	0	0	0-0	0
9/30 @ Den.	1	1	0	0-0	0	0	0-0	0
10/7 vs. Ten.	3	2	1	0-0	0	0	0-0	0
10/14 @ GB	4	3	1	0-0	0	0	0-0	0
10/21 @ Cle.	4	3	1	0-0	0	0	0-0	1
10/28 vs. Jax.	4	3	1	0-0	0	0	0-0	1
11/4 @ Pit.	4	3	1	0-0	0	0	0-0	0
11/12 @ Ten.	4	2	2	0-0	0	0	0-0	3
11/18 vs. Cle.	5	5	0	0-0	0	0	0-0	0
11/25 @ Jax.	6	6	0	0-0	0	0	0-0	0
12/2 vs. Ind.	3	2	1	0-0	0	0	0-0	0
12/16 vs. Pit.	7	7	0	0-0	0	0	0-0	0
12/23 vs. Cin.	7	7	0	0-0	0	0	0-0	2
12/29 @ TB	6	6	0	0-0	0	0	0-0	1
1/7/02 vs. Min.	2	2	0	1-0	0	0	0-0	2
Totals	69	59	10	1-0	0	0	0-0	10

Playoffs

1/13/02 @ Mia.	1	0	1	0-0	0	0	0-0	0
1/20/02 @ Pit.	5	3	2	1-18	0	0	0-0	0
Totals	6	3	3	1-18	0	0	0-0	0



21 CHRIS McALISTER

2000

Game-by-Game Tackles

Ravens

Date/Opp.	TT	Solo	AS	INT	FF	FR	Sacks	PD
9/3 @ Pit.	1	1	0	0-0	0	0	0-0	1
9/10 vs. Jax.	2	2	0	0-0	0	0	0-0	1
9/17 @ Mia.	3	3	0	0-0	0	0	0-0	1
9/24 vs. Cin.	6	5	1	0-0	0	0	0-0	2
10/1 @ Cle.	4	3	1	0-0	0	0	0-0	0
10/8 @ Jax.	3	3	0	1-44	0	0	0-0	2
10/15 @ Was.	1	0	1	0-0	0	1	0-0	1
10/22 vs. Ten.	2	2	0	0-0	0	0	0-0	1
10/29 vs. Pit.	4	4	0	0-0	0	0	0-0	0
11/5 @ Cin.	2	2	0	0-0	0	0	0-0	0
11/12 @ Ten.	4	3	1	0-0	0	0	0-0	0
11/19 vs. Dal.	1	1	0	0-0	0	0	0-0	3
11/26 vs. Cle.	1	0	1	1-14	0	0	0-0	1
12/10 vs. SD	5	1	4	1-9	0	0	0-0	3
12/17 @ Ari.	5	5	0	0-0	0	0	0-0	3
12/24 vs. NYJ	5	4	1	1-98†	0	0	0-0	4
Totals	49	39	10	4-165	0	1	0-0	23

Playoffs

12/31 vs. Den.	7	7	0	0-0	0	0	0-0	3
1/7/01 @ Ten.	6	4	2	0-0	0	0	0-0	3
1/14/01 @ Oak.	2	2	0	0-0	0	0	0-0	1
1/28/01 @ NYG	2	2	0	1-4	0	0	0-0	1
Totals	17	15	2	1-4	0	0	0-0	8

1999

Game-by-Game Tackles

Ravens

Date/Opp.	TT	Solo	AS	INT	FF	FR	Sacks	PD
9/12 @ STL	0	0	0	1-21	0	0	0-0	1
9/19 vs. Pit.	2	2	0	0-0	0	0	0-0	0
9/26 vs. Cle.	0	0	0	1-0	0	0	0-0	3
10/3 @ Atl.	3	2	1	0-0	0	0	0-0	2
10/10 @ Ten.	4	4	0	0-0	0	0	0-0	1
10/21 vs. KC	3	2	1	0-0	0	0	0-0	1
10/31 vs. Buf.	10	9	1	1-7	0	0	0-0	3
11/7 @ Cle.	3	1	2	0-0	0	0	0-0	0
11/14 @ Jax.	5	3	2	0-0	0	0	0-0	2
11/21 @ Cin.	4	4	0	0-0	0	0	0-0	2
11/28 vs. Jax.	4	4	0	0-0	0	0	0-0	3
12/5 vs. Ten.	4	4	0	1-0	0	0	0-0	1
12/12 @ Pit.	6	6	0	0-0	0	0	0-0	4
12/19 vs. NO	4	3	1	0-0	0	0	0-0	0
12/26 vs. Cin.	4	4	0	0-0	0	0	0-0	3
1/2/00 @ NE	2	2	0	1-0	0	0	0-0	1
Totals	58	50	8	5-28	0	0	0-0	27

21 CHRIS McALISTER

Pasadena HS in 2001...Lettered in football and track...Was a family studies major, with an emphasis in broadcasting...His father, James, was a 1st-team All-American RB at UCLA in 1972-73, and later played for Southern California of the WFL and the Philadelphia Eagles and New England Patriots in the NFL...In 2000 and 2002, McAlister participated in "Ravens Football 101," a workshop for over 300 women focusing on football skills...McAlister made a \$100,000 contribution to his church, Victory Full Gospel Baptist Church in Monrovia, CA...He also gave \$9,000 towards their Youth Ministry...*The Chris McAlister Foundation* holds an annual golf tournament to help raise money for the Boys & Girls Club of Pasadena, CA...Mentors kids at the Martin Luther King Jr. Center and the Echo House...Invited 31 children from the Echo House to the M&T Bank Stadium game against the Cincinnati Bengals (12/23/01) and has expanded the program in the last 3 years...Donates food to at-risk children and needy families during the holiday seasons through his foundation...Provided turkey and prepared meals for the Echo House and served as tennis coach for the Pam Shriver Celebrity Tennis Challenge at the First Mariner Arena in 2002, 2003 and 2004...The county of Los Angeles held a luncheon to honor McAlister's outstanding athletic and community achievement on 6/21/01...Maintains a special relationship with the Echo House Multi-Service Center in Baltimore, where he visits often...Helped to refurbish homes with Sandtown Habitat for Humanity in Oct. and Nov. 2004 in the Ravens' 6-week long project, culminating in the NFL/United Way Hometown Huddle...For Thanksgiving, McAlister donated and personally distributed 200 turkey dinners to families at the Echo House and First Mt. Olive Freewill Baptist Church...In Dec. 2004, McAlister visited with young patients in the pediatrics unit of Johns Hopkins Outpatient Services...He donated 3 27" televisions, 3 PlayStation2 consoles and several games to the center for the holidays...After unwrapping the gifts, McAlister stayed to challenge the youth to a few games...Has a special relationship with the young men of Aunt Hattie's Place, a residential home for boys, where he frequently visits and plans outings...Provided Thanksgiving dinners to 210 families from the Echo House Multi-Service Center and First Mt. Olive Freewill Baptist Church in 2005...Hosted his 3rd annual Halloween party for 210 children at Larry Sheets Players in Westminster in Oct. 2006: The children were treated to food, games and fun for over 2 hours...Participated in the Ravens annual ACT Auction Party for players with charitable foundations in Dec. 2005 and '06...Chris hosted his 8th annual Thanksgiving distribution, where he helped feed 421 needy Baltimore families...Also took part in the Football 101 Festival where he signed autographs and participated in fan forums in Nov. 2006...He hosted his 2nd annual Baltimore-area golf tournament in May 2007, with funds benefiting *The Chris McAlister Foundation*...Chris also hosted a free football camp for 200 Baltimore high school students at M&T Bank Stadium in June 2007...Area high school students received instructions and hands-on training of football skills, and also life skills sessions in the morning, hosted by McAlister and Kendra Greene, a University of Maryland Athletics Advisor...Full name: Christopher James McAlister.

21 CHRIS McALISTER

REGULAR SEASON

Year	Team	GP	GS	TACKLES				Yards	INTERCEPTIONS					FUMBLES		
				TT	Solo	Asst	SK		No	Yds	Lg	TDs	PD	FF	FR	Yds
1999	Baltimore	16	12	58	50	8	0	0	5	28	21	0	27	0	0	0
2000	Baltimore	16	16	49	39	10	0	0	4	165	98t	1	23	0	1	0
2001	Baltimore	16	16	69	59	10	0	0	1	0	0	0	10	0	0	0
2002	Baltimore	13	12	67	58	9	0	0	1	0	0	0	24	1	1	0
2003	Baltimore	15	15	52	43	9	0	0	3	93	83t	1	16	0	0	0
2004	Baltimore	15	14	44	38	6	0	0	1	51	51t	1	8	0	2	#64
2005	Baltimore	14	13	53	47	6	0	0	1	0	0	0	20	1	0	0
2006	Baltimore	16	16	56	51	5	0	0	6	121	60t	1	*25	0	2	0
Totals		121	114	448	385	63	0	0	22	458	98t	4	153	2	6	64

*Led NFL

CAREER SINGLE-GAME HIGHS (regular season)

Total Tackles:

10 (10/31/99 vs. Buf.)

Sacks:

None

Forced Fumbles:

1 2 times (last: 11/27/05 at Cin.)

Passes Defensed:

5 (10/6/02 at Cle.)

Solo Tackles:

9 (10/31/99 vs. Buf.)

INTs:

2 (10/12/03 at Ari.)

Fumble Recoveries:

1 5 times (last: 10/29/06 at NO)

Additional Statistics: #Returned a an Ed Reed fumble (off of an INT) 64 yards for a TD 12/5/04 vs. Cin.

POSTSEASON

Year	Team	GP	GS	TACKLES				Yards	INTERCEPTIONS					FUMBLES		
				TT	Solo	Asst	SK		No	Yds	Lg	TDs	PD	FF	FR	Yds
2000	Baltimore	4	4	17	15	2	0	0	1	4	4	0	8	0	0	0
2001	Baltimore	2	2	6	3	3	0	0	1	18	18	0	3	0	0	0
2003	Baltimore	1	1	3	3	0	0	0	1	0	0	0	2	0	0	0
2006	Baltimore	1	1	3	3	0	0	0	0	0	0	0	1	0	0	0
Totals		8	8	29	24	5	0	0	3	22	18	0	14	0	0	0

21 CHRIS McALISTER

McALISTER IN THE COMMUNITY



One of the most active Ravens in the community, Chris McAlister hosted a Thanksgiving dinner give-away (421 families fed), a Holiday party at the Ronald McDonald House for children, a free football clinic for Baltimore youth and a golf tournament, among many other events in 2006 and 2007.

< McAlister gives some hands-on instruction to a camper at his Youth Football camp.



23 WILLIS MCGAHEE

RUNNING BACK

YEARS IN NFL: 5

HT: 6-0

WT: 232

COLLEGE: MIAMI

HS: CENTRAL (MIAMI, FL)

BORN: 10/20/81, MIAMI, FL

JOINED RAVENS: TRADE, 2007

GAMES PLAYED/STARTED: (2003, 0/0); (2004, 16/11) (2005, 16/15); (2006, 14/14) **Total 46/40**

TRANSACTIONS: Willis McGahee signed with the Baltimore Ravens (trade with the Buffalo Bills) on 3/9/07..Originally selected by the Bills with the 23rd-overall pick in the 1st round of the 2003 NFL Draft.

PRO: Fearless, aggressive and strong runner with explosive speed, who can pick up the tough yards...Has soft hands out of the backfield and can protect the QB with blocking skills...Entering 2007, has started 40 of 46 games, carrying the ball 868 times for 3,365 yards and 24 TDs...Added 68 receptions for 503 yards...For his career, McGahee averages 1,122 yards, 3.9 yards per carry and 8 TDs per season (he did not play in 2003 due to a knee injury suffered in college)...McGahee posted 990 rushing yards and 6 TDs in 14 games in **2006** and established a new career high with 150 yards on 26 carries, averaging 5.8 yards per attempt, against the NYJ (9/24/06)...McGahee rumbled for a **career-high 1,247 yards** on 325 carries (5th highest in team history) in **2005**...Became the 5th player in club history to post consecutive 1,000-yard seasons and is the quickest player in Bills history to reach the 2,000-yard rushing mark, accomplishing the feat in 26 games...Finished with 1,128 rushing yards in **2004**, marking the 2nd-most yards in Bills history for a 1st-year RB...Eclipsed the 100-yard rushing mark 7 times in 11 starts, setting a new record for 1st-year Bills (3 by Joe Cribbs and Greg Bell)...His 5 multi-TD games in '04 are the 2nd-most by a Bill in a single season (O.J. Simpson's 6 in 1975)...In addition, his 13 rushing TDs tied for the 2nd-highest total in team history (O.J. Simpson's 16 in 1975)...Spent the 1st 8 games of the **2003** season on the NFI (Non-Football Injury) list and was elevated to the 53-man roster prior to the game at Dal. (11/9), spending the remainder of the season inactive as a rookie.

OFF THE FIELD

Willis attended the Ravens annual Spring Football Festival at M&T Bank Stadium in April of 2007, where he signed autographs and spoke at fan forums.

2006: (with Buffalo) Started 14 games (missing 2 due to a rib injury)...Finished the season with 259 carries for 990 yards (3.8 avg.) and 6 TDs...Also pulled in 18 receptions for 156 yards...**2006 SEASON HIGHLIGHTS:** Averaged 4.3 yards per carry, rushing 22 times for 95 yards and 1 TD, in addition to 2 receptions for 20 yards in **game 15 vs. Ten. (12/24)**...Rumbled for a game-high 125 yards on 16 carries and a **career-long 57-yard TD** in **game 13 at NYJ (12/10)**...That performance marked the **5th-consecutive 100-yard rushing game against Jets**, the 1st time in Bills history a rusher posted 100-yard games in back-to-back season series against 1 opponent...Had a game-high 59 yards on 20 carries in **game 7 vs. NE (10/22)**...Also tallied 2 catches for 61 yards, including a 56-yard effort on a shovel pass, marking the longest reception by a Bills' RB since a 69-yarder by Thurman Thomas (10/6/96 vs. Ind.)...Carried the ball 26 times and averaged 5.7 yards per attempt while establishing a new **career high with 150 yards** on the ground in **game 3 vs. NYJ (9/24)**...Rushed 25 times for 91 yards and had a reception for 6 yards in **game 2 at Mia. (9/17)**.

2005: (with Buffalo) Saw action in all 16 games, starting 15 and posted a **career-high 1,247 rushing yards** on 325 carries (5th highest in Buffalo history)...McGahee also became the 5th player in club history to post consecutive 1,000-yard seasons and was the quickest player in team history to reach the 2,000-yard rushing mark, accomplishing the feat in 26 games...**2005 SEASON HIGHLIGHTS:** Closed the season averaging 5.1 yards per carry with 113 yard on 22 carries in the **season finale at NYJ (1/1/06)**...McGahee also added a then-career-long 19-yard reception against the Jets...Rushed 31 times for a game-high 136 yards, marking his 11th 100-plus yard game (moving him to 5th in Bills history) in **game 8 at NE (10/30)**...Also posted 2 receptions for 21 yards against the Patriots...Posted a then-career-best 143 rushing yards and scored a TD for the 4th-consecutive game in **game 6 vs. NYJ (10/16)**...Rushed for 140 yards on 27 carries and scored a TD in **game 3 vs. Atl. (9/25)**...Gained a game-high 117 yards on 22 carries (5.3 avg.), his 8th 100-yard rushing game in the **season opener vs. Hou (9/11)**.

23 WILLIS McGAHEE

2004: (with Buffalo) Saw action in 16 games, starting 11 in his 1st active season in the NFL...Led the team with 1,128 rushing yards (2nd most in Bills history for a 1st-year RB)...Posted 7 100-yard games in 11 starts, setting a new record for 1st-year Bills RB (old record: 3 by Joe Cribbs and Greg Bell)...In addition, his 13 rushing TDs tied him for 2nd in team history, behind O.J. Simpson's 16 in 1975...His 5 multi-TD games are the 2nd most by a Bill in a single season (O.J. Simpson 6 in 1975)...**2004 SEASON HIGHLIGHTS:** Eclipsed the 1,000-yard rushing mark for the 1st time in his career in **game 15 at SF (12/26)** on a 20-yard run in the 3rd quarter to finish with 102 yards and 2 TDs on 15 carries, averaging a **career-high 6.8 yards per carry**...McGahee also caught 1 pass for 14 yards against the 49ers...Carried the ball 28 carries for 116 yards (4.1 avg.) and a career-high 4 TDs in **game 11 at Sea. (11/28)**...McGahee also pulled in 2 receptions for 26 yards and became the 3rd Bill to ever rush for 4-plus TDs in a single game with his 4 scores...Carried the ball 37 times for 132 yards and 1 TD in **game 8 vs. NYJ (11/7)**...His 37 carries were the most by a Bill since Thurman Thomas registered 37 carries on 11/8/92, and the 2nd highest in team history (39 by O.J. Simpson, 10/29/73)...Registered his 2nd-career start in **game 7 vs. Ari. (10/31)** and carried the ball 30 times for 102 yards and 2 TDs...His **2 rushing TDs were the 1st scores of his career**...He also had 2 rushes of over 20 yards (23 & 24) on the team's 1st drive, marking the 4th-straight game McGahee registered runs of 15-plus yards...**Started his 1st-career NFL game** and averaged 4.3 yards per carry as he rushed for 111 yards on 26 carries in **game 5 vs. Mia. (10/17)**...His 111 rushing yards in only his 5th NFL game ranked him as the 3rd-quickest Bill in history to eclipse the century mark in the beginning of his career and the highest yardage total for any Bills RB in his 1st-career start...McGahee's 31-yard rush in the 4th quarter was his 1st-career run of over 30 yards...He also caught 3 passes for 31 yards against the Dolphins, including a 9-yard 4th-down reception in the 2nd quarter.

2003: (with Buffalo) Spent the 1st 8 games of the season on the NFI (Non-Football Injury) list and was elevated to the 53-man roster prior to **game 9 at Dal. (11/9)**...Spent the remainder of the season inactive.

COLLEGE: Played just 21 games at Miami but established himself as one of the top scoring backs in the history of college football...Gained 2,067 career yards on 349 carries (5.9 avg.) with 31 TDs...Also caught 25 passes for 355 yards (13.1 avg.) and had a 35-yard KOR for the Hurricanes...His 2,067 career rushing yards and 31 scores ranked 5th on the school's all-time record lists...His 186 career points scored ranked 6th in Hurricane annals at the end of his college career...Was a consensus All-America and All-Big East Conference 1st-team selection as a sophomore in 2002...Was a finalist for the Heisman Trophy, and finished 4th in the voting (660 points)...Shattered school season records, as he carried 282 times for 1,753 yards (6.2 avg.) and 28 TDs, breaking the previous marks of 1,416 yards and 17 scores by Edgerrin James in 1998...In Division IA history, only Nebraska's Mike Rozier (29 in 1983) and Oklahoma State's Barry Sanders (37 in 1988) ran for more TDs in a season...His 10 100-yard performances broke the old Hurricane season-record of 8 (Ottis Anderson, 1978)...Added 350 yards on 24 receptions (14.6 avg.)...Gained 2,108 all-purpose yards, breaking the old Miami season-record of 1,708 by Anderson in 1978...His 204 yards on 24 attempts against Florida, as he joined Lorenzo Roan (249 vs. East Carolina in 1980) and Edgerrin James (271 vs. Boston College in 1977 and 299 vs. UCLA in 1998) as the only players in school history to rush for over 200 yards in a game...With his 205-yard effort and 6-TDs vs. Virginia Tech, he became the 1st player in school history to rush for over 200 yards twice in the same season...Those 6 TDs broke the old school game-record of 5, set by Bill L'Italien vs. Piedmont in 1933...Saw action in 8 games at reserve tailback behind starter Clinton Portis as a freshman in 2001...Finished with 67 carries for 314 yards (4.7 avg.) and 3 TDs...Also had 35 yards on a KOR...Redshirted in 2000...Majored in criminology at Miami.

PERSONAL: Regarded as one of the top RBs in the nation and the best in Florida at Central (Miami, FL) HS...Rushed for 771 yards and scored 14 TDs on 77 carries in just 8 games his senior year...Averaged more than 8 yards per carry as a junior, as he was listed as the 6th-best RB on *PrepStar's* 1999 Top 100 Dream Team and the 10th-best overall prospect in the Southeast Region...Rated the 5th-best RB nationally and 11th-best overall prospect in Florida by *SuperPrep*...Also a *USA Today* honorable mention All-American...Named the best RB in Florida on the *Florida Times-Union* Super 75 list...Attended the Ravens annual Spring Football Festival at M&T Bank Stadium in April of 2007, where he signed autographs and spoke at fan forums...Full name: Willis Andrew McGahee III.



23 WILLIS McGAHEE

2006 Game-By-Game

RUSHING					RECEIVING				
Date/Opp.	No	Yds	Avg	LG TD	No	Yds	Avg	LG TD	
9/10 @ NE	20	70	3.5	15 0	2	24	12.0	20 0	
9/17 @ Mia.	25	91	3.6	15 0	1	6	6.0	6 0	
9/24 vs. NYJ	26	150	5.8	32 0	2	3	1.5	6 0	
10/1 vs. Min.	28	79	2.8	18 1	1	4	4.0	4 0	
10/8 @ Chi.	14	50	3.6	11 0	4	15	3.8	12 0	
10/15 @ Det.	17	66	3.9	21 0	2	14	7.0	8 0	
10/22 vs. NE	20	59	3.0	8 0	2	61	30.5	56 0	
11/5 vs. GB	4	15	3.8	9 0	0	0	0.0	0 0	
11/12 @ Ind.	INACTIVE - RIIBS								
11/19 @ Hou.	INACTIVE - RIIBS								
11/26 vs. Jax.	12	63	5.3	30t 2	1	8	8.0	8 0	
12/3 vs. SD	16	26	1.6	5 1	1	1	1.0	1 0	
12/10 @ NYJ	16	125	7.8	57t 1	0	0	0.0	0 0	
12/17 vs. Mia.	28	79	2.8	10 0	0	0	0.0	0 0	
12/24 vs. Ten.	22	95	4.3	13 1	2	20	10.0	19 0	
12/31 @ Bal.	11	23	2.1	5 0	0	0	0.0	0 0	
Totals	259	990	3.8	57t 6	18	156	8.7	56 0	

2005 Game-By-Game

RUSHING					RECEIVING				
Date/Opp.	No	Yds	Avg	LG TD	No	Yds	Avg	LG TD	
9/11 vs. Hou.	22	117	5.3	17 0	3	15	5.0	10 0	
9/18 at TB	13	34	2.6	14 0	1	-1	-1.0	-1 0	
9/25 vs. Atl.	27	140	5.2	21 1	0	0	0.0	0 0	
10/2 at NO	16	84	5.3	27 1	2	17	8.5	12 0	
10/9 vs. Mia.	31	86	2.8	11 1	2	5	2.5	3 0	
10/16 vs. NYJ	29	143	4.9	23 1	3	24	8.0	13 0	
10/23 at Oak.	16	50	3.1	9 0	3	36	12.0	17 0	
10/30 at NE	31	136	4.4	14 0	2	21	10.5	13 0	
11/13 vs. KC	20	66	3.3	13 0	0	0	0.0	0 0	
11/20 at SD	10	39	3.9	11 0	1	2	2.0	2 0	
11/27 vs. Car.	21	53	2.5	10 0	0	0	0.0	0 0	
12/4 at Mia.	27	81	3.0	10 0	2	18	9.0	13 0	
12/11 vs. NE	8	3	0.4	3 0	1	5	5.0	5 0	
12/17 vs. Den.	9	36	4.0	7 1	3	14	4.7	14 0	
12/24 at Cin.	23	66	2.9	12 0	3	0	0.0	6 0	
1/1/06 at NYJ	22	113	5.1	17 0	2	22	11.0	19 0	
Totals	325	1,247	3.8	27 5	28	178	6.4	19 0	

2004 Game-By-Game

RUSHING					RECEIVING				
Date/Opp.	No	Yds	Avg	LG TD	No	Yds	Avg	LG TD	
9/12 vs. Jax.	9	31	3.4	8 0	1	12	12.0	12 0	
9/19 at Oak.	2	-3	-1.5	7 0	0	0	0.0	0 0	
10/3 vs. NE	0	0	0.0	0 0	0	0	0.0	0 0	
10/10 at NYJ	8	42	5.3	21 0	1	2	2.0	2 0	
10/17 vs. Mia.	26	111	4.3	31 0	3	31	10.3	13 0	
10/24 at Bal.	16	58	3.6	15 0	1	1	1.0	1 0	
10/31 vs. Ari.	30	102	3.4	24 2	1	9	9.0	9 0	
11/7 vs. NYJ	37	132	3.6	15 1	2	11	5.5	6 0	
11/14 at NE	14	37	2.6	11 0	1	12	12.0	12 0	
11/21 vs. STL	20	100	5.0	41 0	3	27	9.0	15 0	
11/28 at Sea.	28	116	4.1	30 4	2	26	13.0	16 0	
12/5 at Mia.	23	91	4.0	21 0	1	4	4.0	4 0	
12/12 vs. Cle.	27	105	3.9	13t 2	2	12	6.0	7 0	
12/19 at Cin.	11	25	2.3	14 0	2	1	0.5	6 0	
12/26 at SF	15	102	6.8	20 2	1	14	14.0	14 0	
1/2/05 vs. Pit.	18	79	4.4	20 2	1	7	7.0	7 0	
Totals	284	1,128	4.0	41 13	22	169	7.7	16 0	



REGULAR SEASON

RUSHING

Year	Teams	GP	GS	No.	Yds.	Avg.	LG	TD
2003	Buffalo	0	0	0	0	0.0	0	0
2004	Buffalo	16	11	284	1,128	4.0	41	13
2005	Buffalo	16	15	325	1,247	3.8	27	5
2006	Buffalo	14	14	259	990	3.8	57t	6
Totals		46	40	868	3,365	3.9	57t	24

RECEIVING

Year	Teams	Receptions	Yds.	Avg.	LG	TD
2003	Buffalo	0	0	0.0	0	0
2004	Buffalo	22	169	7.7	16	0
2005	Buffalo	28	178	6.4	19	0
2006	Buffalo	18	156	8.7	56	0
Totals		68	503	7.4	56	0

CAREER SINGLE-GAME HIGHS (regular season)

RUSHING

- Carries:** 37 (11/2/04 vs. NYJ)
- Yardage:** 150 (9/24/06 vs. NYJ)
- Long Gain:** 57t (12/10/06 at NYJ)
- Touchdowns:** 4 (11/28/04 at Sea.)

RECEIVING

- Receptions:** 4 (10/8/06 at Chi.)
- Yardage:** 61 (10/22/06 vs. NE)
- Long Gain:** 56 (10/22/06 vs. NE)
- Touchdowns:** None

23 WILLIS McGAHEE



9 STEVE MCNAIR

QUARTERBACK

YEARS IN NFL: 13 **HT:** 6-2 **WT:** 230
COLLEGE: ALCORN STATE **HS:** MT. OLIVE (MS)
BORN: 2/14/73, MT. OLIVE, MS
JOINED RAVENS: TRADE, 2006
PRO BOWLS (4): 2000, 2003, 2005, 2006

GAME PLAYED/STARTED: (1995, 4/2); (1996, 9/4); (1997, 16/16); (1998, 16/16); (1999, 11/11); (2000, 16/15); (2001, 15/15); (2002, 16/16); (2003, 14/14); (2004, 8/8); (2005, 14/14); (2006, 16/16)
Totals: 155/147

Playoffs (1999, 4/4); (2000, 1/1); (2002, 2/2); (2003, 2/2); (2006, 1/1) **Totals:** 10/10

TRANSACTIONS: Signed with the Baltimore Ravens (trade with the Tennessee Titans) on 6/8/06...Re-signed with the Tennessee Titans on 2/24/05...Re-signed (re-negotiated contract) with the Titans on 3/2/04...Re-signed (re-negotiated contract) with Tennessee on 2/21/03...Re-signed (re-negotiated contract) with the Titans on 6/28/01...Re-signed (re-negotiated contract) with Tennessee on 2/10/00...Re-signed (re-negotiated contract) with Tennessee on 6/29/98...Originally drafted in the 1st round (3rd overall) in the 1995 NFL Draft.

PRO: Four-time Pro Bowler (2000, 2003, 2005 and 2006) and **2003 NFL co-Most Valuable Player** (Peyton Manning - Ind.) who became the unquestioned offensive leader of the Ravens in his 1st year with the franchise in 2006...Started all 16 games in his 1st season as a Raven, re-writing the franchise record books en route to becoming the **3rd QB in NFL history to throw for 30,000 yards and rush for 3,500 yards** (Hall of Famers Fran Tarkenton and Steve Young)...McNair finished the season with a 63.0 completion percentage (295 of 468), the **highest single-season completion percentage in franchise history**...That marks the 7th consecutive year McNair has completed at least 60% of his passes, making him 1 of 2 QBs (Peyton Manning) with a 60%-plus completion mark each season since 2000 (min. 8 games per season)...His 468 attempts, 295 completions and 3,050 passing yards all rank as the 2nd-most single-season marks in team history...He also posted the 2nd-longest single-season streak in team history, attempting 162 consecutive passes without an INT, and fired the **longest pass in team history on a career-long 87-yard TD strike** to WR Mark Clayton at KC 12/10...McNair currently ranks 5th all time among QBs with 3,558 career rushing yards, trailing only Randall Cunningham (4,928), Steve Young (4,239), Michael Vick (3,859) and Fran Tarkenton (3,674)...His rushing total with the Oilers/Titans (3,439) ranks 5th in Titans history, while he is **2nd among NFL active QBs in rushing since he became a starter in 1997 with 3,351 yards (Michael Vick - 3,859)**...McNair's 30,191 career passing yards rank 6th among all QBs who were active in 2006, behind Brett Favre, Peyton Manning, Drew Bledsoe, Kerry Collins, and Mark Brunell...Of the 10 active passers with 25,000 or more passing yards, McNair has the 5th-best completion percentage (59.9), the 5th-best passer rating (83.2) and the 2nd-lowest INT percentage (2.7)...In addition, McNair's 172 passing TDs rank 6th in the NFL since 1995 (Brett Favre, Peyton Manning, Drew Bledsoe, Mark Brunell and Kerry Collins)...With the Houston/Tennessee franchise, he threw for 27,141 passing yards (2nd in Titans franchise history - Warren Moon), owned (with the Oilers/Titans) a 59.5 career completion percentage (2,305 of 3,871 - 2nd in team history behind Warren Moon) and threw for 156 TD passes (3rd in franchise history behind Warren Moon and George Blanda)...Also rushed for 3,439 yards and 36 TDs on the ground with Houston/Tennessee...McNair is also the **1st QB since the 1970 NFL merger to twice rush for 8 TDs in a season (1997 and 1999)**, and his 1997 rushing total of 674 yards was, at the time, the 3rd-highest rushing total by a QB in NFL history behind Randall Cunningham (942 yards in 1990) and Bobby Douglas (968 yards in 1972)...McNair posted a string of **23 games in which he passed for at least 1 TD** (10/14/01-11/24/02), breaking Warren Moon's franchise mark of 21...He was also **1 of only 4 QBs in Houston/Tennessee history to pass for 3,000 yards in a season** (1998, 2001, 2002, 2003, 2005), joining Moon, George Blanda and Ken Stabler, and only the 2nd to reach the mark in 3 consecutive seasons (Moon, 1989-1991)...He became the youngest of the 4 to hit the 3,000-yard mark in 1998, and in 2002, at the age of 29, he became the **Titans' franchise's youngest quarterback to reach 100 TD passes (Moon, 33)**...With the Titans in 2005, McNair earned his **3rd Pro Bowl** berth while passing for 3,161 yards (5th-highest of his career), completing 61.3 percent of his passes (tied for the 4th-best of his career), 16 TDs and a 82.4 QB rating...While playing in just 8 games in 2004 due to a sternum injury, McNair still managed to complete 129 of 215 passes (60%) for 1,343 yards and 8 TDs...He also rushed for 128 yards and a TD...In 2003, he guided the Titans to the team's 4th playoff appearance in 5 seasons on his way to earning *Associated Press NFL co-MVP* (Peyton

OFF THE FIELD

Steve teamed with Castle Toyota and was joined by Kyle Boller to distribute gifts to underprivileged children in the Baltimore area for the Christmas holiday on December 19, 2006.




Manning) and *Pro Bowl* starter after leading the league with a 100.4 QB rating – the best single-season rating in Titans franchise history...Also was named *Sports Illustrated Player of the Year*, *SI All-Pro*, 2nd-team AP All-Pro, *Football Digest 2nd-team All-Pro* and captain of Howie Long's Tough Guy Team...Completed 250 of 400 passes for 3,215 yards, 24 TDs and 7 INTs in 2003...With a *league-high 8.04 yards per pass attempt*, he became the 1st AFC QB since Jim Harbaugh (8.20) in 1995 to finish the season averaging more than 8 yards per attempt...*Led the AFC (2nd in the NFL) with a 96.8 rating in the 4th quarter* and led the league with a 117.7 rating on 3rd down in 2003...With rushing totals of 38 carries for 138 yards and 4 TDs, *was 1 of only 2 NFL QBs (Brett Favre) to produce at least 1 TD in every game*...Started 14 games, sitting out contests against Buffalo (12/14) and Tampa Bay (12/28) with calf and ankle injuries...Established *career bests in completions (301), passing yards (3,387) and TDs (22) on 492 attempts (tied career high), leading Tennessee to the AFC South Division title in 2002*...Started all 16 games in 2002 and led the team to 10 victories in its last 11 games...Finished 3rd in NFL MVP voting behind Rich Gannon and Brett Favre and was named *All-Pro* by *Sports Illustrated's* Paul Zimmerman...In the final month of the season, McNair led the team to a perfect 5-0 December record without ever practicing during the stretch due to 3 separate injuries – turf toe, strained ribs and a sore back...Named *AFC Offensive Player of the Month in December* for his efforts...Directed 3 4th-quarter comeback wins during the 2002 season, giving him 13 for his career...He posted a 100-or-above QB rating 6 times, and his 84.0 season passer rating was the 2nd best of his career as a full-time starter...Set a Titans' *franchise record with 23 consecutive games* in which he threw at least 1 TD pass (10/14/01-11/24/02)...Ranked 2nd in the AFC in passer rating (90.2), 4th in TDs (21) and completion percentage (61.3%), 5th in passing yards (3,350) and 1st in yards gained per pass (7.77) in 2001...Also became the 1st Titans QB since Warren Moon (21) in 1993 to throw for at least 20 TDs in a season...His 65.6% completion percentage and 102.9 quarterback rating led all NFL QBs in the last 10 games...In that same time frame, he recorded a TD-to-INT ratio better than 3-to-1 (17 TDs - 5 INTs)... McNair ranked 2nd on the team and 3rd among NFL QBs with 414 rushing yards...Named to his *1st-career Pro Bowl* in 2000 to replace Brian Griese (shoulder surgery) but was sidelined for the game due to his own shoulder injury...Completed 248 of 396 passes for 2,847 yards and matched a then-career high with 15 TD passes...Ranked 2nd on the team in rushing (404 yards), 4th in the AFC with a 92.6 passer rating on 3rd down and led the team to an 8-2 record against teams in the AFC Central...Helped lead the Titans to an AFC Championship, starting 11 games and completed 187 of 331 passes for 2,179 yards and 12 TDs in 1999...He was the only player to earn *Miller Lite NFL Player of the Week* honors twice (STL, 10/31/99 and Jax, 12/26/99) and just the 7th player ever to win the award twice in 1 season...Missed 5 games (9/19/99-10/17/99) following surgery on 9/19/99 to repair a ruptured disk in his lower back that caused him to miss 3 preseason games... McNair started all 16 games, en route to becoming the *youngest franchise QB and only the 4th overall to reach the 3,000-yard passing mark*, when he completed 289 of 492 for 3,228 yards and 15 TDs in 1998...Also *led all NFL QBs for the 2nd consecutive season with 559 rushing yards* and, for the 2nd consecutive season, helped the team *set a franchise mark for fewest INTs in a season (10), throwing only 5 INTs in the season's final 11 games*...Ranked 4th in the NFL in 3rd-down completion percentage (62.3%) and led the team to 9 scores in the last 2 minutes of the half or game, including 2 game-winning drives vs. Pit. (11/15/98) and at Jax. (12/13/98)...In his 1st full season as a starter, in 1997, McNair completed 216 of 415 pass attempts for 2,665 yards, 14 TDs and 13 INTs...Led the team with 8 rushing TDs and ranked 2nd in rushing yards with 674, the 3rd-most in NFL history by a QB at the time...His *6.7 yards-per-carry average led all NFL rushers*...Saw action in 9 games, starting 4 in 1996, completing 61.5% of his passes (88 of 143) for 1,197 yards, 6 TDs and 4 INTs while posting a 90.6 QB rating...Also rushed 31 times for 169 yards (5.5 avg.) and 2 TDs during the 1996 season...Played in 4 games, starting 2 as a rookie in 1995...Completed 41 of 80 passes for 569 yards, 3 TDs and 1 INT, while rushing 11 times for 38 yards; was 2-0 as a starter.

2006: (with Baltimore) Invited to his *4th Pro Bowl* when Tom Brady bowed out (after being selected at 1st alternate), but could not play due to injury...Started all 16 games in his 1st season as a Raven, re-writing the franchise record books en route to becoming the *3rd QB in NFL history to throw for 30,000 yards and rush for 3,500 yards* (Hall of Famers Fran Tarkenton and Steve Young)...McNair finished the season with a 63.0 completion percentage (295 of 468), the *highest single-season completion percentage in franchise history*...That marks the 7th consecutive year McNair has completed at least 60% of his passes, making him 1 of 2 QBs (Peyton Manning) with a 60%-plus completion mark each season since 2000 (min. 8 games per season)...His 468 attempts, 295 completions and 3,050 passing yards all rank as the 2nd-most single-season marks in team history...He also posted the 2nd-longest single-season streak in team history, attempting 162 consecutive passes without an INT, and fired the *longest pass in team history on a career-long 87-yard TD strike* to WR Mark Clayton at KC 12/10...**2006 SEASON HIGHLIGHTS:** Started and completed a *franchise single-game play-off record 62%* of his passes (18 of 29) for 173 yards and rushed 1 time for 6 yards in the **Divisional Playoff game vs. Ind. (1/13/07)**...McNair led the Ravens to 13 1st downs, including 6 through the air against the Colts...Started and posted a 98.3 QB rating, going 21-of-31 (67.7%) for 256 yards and 3

9 STEVE MCNAIR

TDs in the 31-7 win in **game 15 at Pit. (12/24)**...Posted a 122.7 QB rating (best as a Raven) going 21-of-27 (77.7%) for 283 yards, with 1 TD and no INTs in the 20-10 victory in **game 13 at KC (12/10)**...His 283 passing yards included a **career-long 87-yard TD strike** to WR Mark Clayton in the 3rd quarter...McNair also rushed 7 times for 12 yards and converted 4 1st downs (all on 3rd down) against the Chiefs...His 77.7 completion percentage at KC was his highest mark since he posted a 93.8% (15 of 16 passes) at Pit. on 9/28/03...Ravens marched for 18 1st downs, including 8 through the air at KC...Continued a torrid pace, completing over 61% of his passes for the 3rd consecutive week, going 29-of-47 (61.7%) for a season-high 373 yards in the 27-26 victory in **game 9 at Ten. (11/12)**...He also threw for a season high 3 TDs, posting a 90.1 QB rating (3rd consecutive week with 90+ QB rating) in leading the Ravens back from the biggest deficit in franchise history (19 points) against the Titans...Posted a season-high 121.5 QB rating, completing 73.9% of his passes (17 of 23) for 159 yards, 2 TDs and no INTs, while passing for 12 1st downs in **game 7 at NO (10/29)**...McNair also rushed 5 times for 23 yards (3 good for 1st downs) and 1 TD, becoming just the **5th QB in NFL history to rush for 3,500 yards**...Led the Ravens on a last-second, game-winning drive for the 2nd-consecutive week in the 16-13 win in **game 4 vs. SD (10/1)**...Was 17-of-30 (56.7%) for 158 yards, 2 TDs and 2 INTs against the Chargers...McNair went 9-of-12 for 81 yards and 1 TD in the 4th quarter, including 4-of-5 for 43 yards and 1 TD on the game-winning drive when he hit TE Todd Heap on a 10-yard TD strike with 34 seconds remaining in the game...He also rushed 2 times for 11 yards, including a 12-yard scamper for a 1st down on the final drive against the Chargers... Overcame a slow start to lead the Ravens on 3 4th-quarter scoring drives in the 15-14 victory in **game 3 at Cle. (9/24)**...Finished the game 23-of-41 for 264 yards, 1 TD and no INTs, as the Ravens posted their 1st-ever 3-0 start in franchise history...In the decisive 4th quarter against the Browns, down 14-3, Baltimore picked up 161 yards and 7 1st downs, leading to a K Matt Stover 52-yard FG with 20 seconds remaining for the 15-14 win...Started his 1st game as a Raven and led the team to a 27-0 victory in the **season opener at TB (9/10)**...McNair completed 63% of his passes (17 of 27) for 181 yards, 1 TD and no INTs, while leading Baltimore on a 14-play, 80-yard TD drive on the 1st possession of the game...McNair also rushed 2 times for 4 yards (1 good for a 1st down)



and threw for 9 other 1st downs against the Bucs.

2005: (with Tennessee) Started 14 games and earned his **3rd Pro Bowl** nod, completing 292 of 476 passes for 3,161 yards (5th-most of his career)...He also eclipsed 3,000 passing yards for the 5th time in his career...Threw 16 TDs and posted a 82.4 QB rating...**2005 SEASON HIGHLIGHTS:** Recorded 11th-career 300-yard game, going 23-of-38 for 310 yards with 2 TDs and no INTs in **game 14 vs. Sea. (12/18)**...He also eclipsed 3,000 passing yards in a season for the 5th time in his career and 4th time in the last 5 seasons against Seattle...Was 23-of-41 for 343 yards (4th-highest total of his career) and 3 TDs in **game 11 vs. SF (11/27)**...The 49ers' game marked the 10th-career 300-yard game and 14th 3-TD game of career...Became 49th player in NFL history and 2nd player in Titans franchise history to surpass 25,000 passing yards during a career in **game 5 at Hou. (10/9)**, when he completed 22 of 31 passes for 220 yards and 2 TDs (112.3 rating)...He also rushed for a 1-yard score, making it his 8th-career game with at least 2 TD passes and 1 rushing TD...Also became 49th player in NFL history and 2nd player in Houston/Tennessee franchise history to surpass 25,000 career passing yards...Was 18-of-30 for 208 yards in the 13-10 win in **game 2 vs. Hou. (9/18)**...**For 19th time of his career, McNair led the Titans on a drive in which the team scored go-ahead or tying points within the final 2 minutes of regulation or OT;** the drive was 10 plays, 70 yards, culminating with a FG with 10 seconds remaining.

2004: (with Tennessee) Played and started in 8 games, missing 8 contests with a sternum injury...Became franchise's all-time leader in wins by a starting QB, finishing his 10th season with 72 wins, which surpassed Warren Moon's previous franchise record of 70 wins...Threw for 1,343 yards and 8 TDs, and adding 128 yards and 1 TD on 23 rushing attempts and also scored a 2-point conversion (11/21 at Jax.)...**2004 SEASON HIGHLIGHTS:** Underwent surgery on 12/28 for a sternum injury...Rallied team from a late 15-10 4th quarter deficit to an 18-15 win in **game 10 at Jax. (11/21)**, as he completed 18 of 30 passes for 209 yards and 1 TD...On the game-winning drive, McNair completed 3 of 5 passes for 55 yards, including a 21-yard completion to Erron Kinney on 4th-and-1...The game was the 20th of his career in which he led his team to victory after facing a 4th-quarter deficit or tie...Completed 15-of-26 passes for 206 yards and 2 TDs in a 48-27 win on Monday Night



9 STEVE MCNAIR

Football in **game 5 at GB (10/11)**, recording his 71st-career win as a starting QB, surpassing Warren Moon (70) for 1st place in Houston/Tennessee franchise history...The team's 48 points set a Lambeau Field record for a visiting team.

2003: (with Tennessee) Named *AP NFL co-MVP* (Peyton Manning) and *Pro Bowl starter* after leading the league with a 100.4 QB rating – the best single-season rating in Titans franchise history...Also was named *Sports Illustrated Player of the Year*, *SI All-Pro*, *2nd-team AP All-Pro*, *Football Digest 2nd-team All-Pro* and captain of Howie Long's Tough Guy Team...Completed 250 of 400 passes for 3,215 yards, 24 TDs and only 7 INTs...With a league-high 8.04 yards per pass attempt, became the 1st AFC QB since Jim Harbaugh (8.20) in 1995 to finish the season averaging more than 8 yards per attempt...Led the AFC (2nd in the NFL) with a 96.8 rating in the 4th quarter and led the league with a 117.7 rating on 3rd down...With rushing totals of 38 carries for 138 yards and 4 TDs, was 1 of only 2 NFL QBs (Brett Favre) to produce at least 1 TD in every game he played...Started 14 games, sitting out contests against Buffalo (12/14) and Tampa Bay (12/28) with calf and ankle injuries...**2003 SEASON HIGHLIGHTS:** Led the Titans to a last minute 27-24 win in **game 15 at Hou. (12/21)**, as he completed 17 of 36 passes for 268 yards and 2 TDs...Trailing 24-20 with 1:42 remaining, led team on a 8-play, 75-yard drive, culminating with a 23-yard TD pass to WR Drew Bennett on 4th down with 0:17 remaining...Also completed the 2nd-longest pass of his career in the 2nd quarter with a 73-yard bomb to WR Justin McCareins...Named *AFC Offensive Player of the Month* for October after a 4-game stretch in which he completed 74 of 121 passes for 1,158 yards and 5 TDs to go along with 3 rushing TDs...Named the *FedEx Air NFL Player of the Week* by *NFL.com* after setting a new *career high with 421 passing yards* and completing TD passes of 32, 46 and 50 yards to WR Derrick Mason in **game 6 vs. Hou. (10/12)**...Completed 15 of 16 passes for 161 yards (long of 42) and 3 TDs to set *new career highs in completion percentage (93.8)* and *passer rating (148.2)* as a starter in **game 4 at Pit. (9/28)**, as he connected on his final 11 attempts of game...His passer rating of 146.8 was the 3rd best of his career...That game marked the 5th time since 1970 that an NFL QB passed for 400 yards with 18 or fewer completions...Led the team to a 27-12 win with TD passes to Justin McCareins and Drew Bennett 1 week after dislocating his right 4th finger and surpassed 20,000 yards passing for his career, becoming the youngest of 5 players in NFL history to pass for 20,000 yards and rush for 3,000 yards in **game 3 vs. NO (9/21)**.

2002: (with Tennessee) Established *career bests in completions (301)*, *passing yards (3,387)* and *TDs (22) on 492 attempts (tied career high)*, as he led Tennessee to the AFC South Division title...Started all 16 games and guided the team to 10 victories in its last 11 games...Finished 3rd in NFL MVP voting behind Rich Gannon and Brett Favre and was named *All-Pro* by *Sports Illustrated's* Paul Zimmerman...In the final month of the season, McNair led the team to a perfect 5-0 December record without ever practicing during the stretch due to 3 separate injuries – turf toe, strained ribs and a sore back...Named *AFC Offensive Player of the Month in December* for his efforts...Directed 3 4th-quarter comeback wins during the season, giving him 13 for his career...He posted a 100-or-above QB rating 6 times, and his 84.0 season passer rating was, at the time the 2nd best of his career as a full-time starter...Set a Titans' franchise record with 23 consecutive games in which he threw at least 1 TD pass (10/14/01-11/24/02)...**2002 SEASON HIGHLIGHTS:** Passed for 338 yards and 2 TDs in an *AFC Divisional Playoff win against Pit. (1/11/03)*...Added an 8-yard TD run and 6 of his 8 rushes resulted in 1st downs, 5 of which came on 3rd down...Led the team to a 32-29 OT win, as he went 30-of-43 for 334 yards, 3 TDs and no INTs in **game 12 at the NYG (12/1)**...McNair did not practice during the week prior to the Giants' game due to a rib strain suffered the previous week and was listed as questionable up until kickoff, but played and completed passes to 9 different receivers, with TD passes of 6 yards to Derrick Mason, 26 yards to Drew Bennett and 9 yards to TE Frank Wycheck...He also led 2 successful 2-minute drives, 1 at the end of the 1st half (Bennett TD) and the 2nd to tie the game with 9 seconds remaining in regulation (Wycheck TD)...Completed 7 of 11 passes for 70 yards during a game-tying 4th-quarter drive...After Wycheck's TD with 9 seconds remaining in regulation against New York, trailing 29-27, McNair scored a 2-point conversion on a QB draw, then in OT, completed 3 of 4 passes for 47 yards before Joe Nedney hit the game-winning FG...It was McNair's 3rd 4th-quarter comeback of the season and the 13th of his career...Surpassed Warren Moon to break a franchise record with 22 consecutive games with at least 1 TD pass, as he went 10-of-21 for 109 yards and 2 TDs in **game 9 vs. Hou. (11/10)**...McNair broke the record with a 13-yard strike to Mason in the 1st quarter, which was also McNair's *100th-career TD pass*...Earned *AFC Offensive Player of the Week* honors after leading the team to its 2nd 14-point comeback victory of the season, passing for 215 yards and 3 TDs with no INTs (16-of-27 passing) in **game 7 at Cin. (10/27)**...He completed 9 of 12 passes for 158 yards and 3 TDs in the 2nd half alone.

2001: (with Tennessee) Ranked 2nd in the AFC in passer rating (90.2), 4th in TDs (21) and completion percentage (61.3%), 5th in passing yards (3,350) and 1st in yards gained per pass (7.77)...Also became the *1st Titans QB since Warren Moon (21) in 1993 to throw for at least 20 TDs in a season*...His 65.6% completion percentage and *102.9 QB rating led all NFL QBs in the last 10 games*...In that same time frame, he recorded a TD-to-INT ratio better than 3-to-1 (17 TDs -

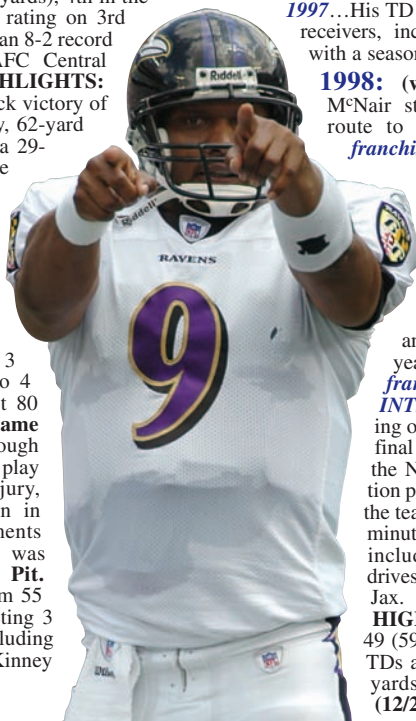
9 STEVE MCNAIR

5 INTs)... McNair ranked 2nd on the team and 3rd among NFL QBs with 414 rushing yards...**2001 SEASON HIGHLIGHTS:** Was named *AFC Offensive Player of the Week* for the 2nd time of the season (3rd time of career) as he set a career high with a 147.7 passer rating, and went 11-of-17 for 244 yards and 3 TDs with no INTs in **game 11 at Cle. (12/2)**, a contest he temporarily left when Browns LB Jamir Miller stepped on him, causing an elbow contusion...Named *AFC Offensive Player of the Week* following his performance in **game 7 vs. Jax. (11/4)**, when he passed for 2 TDs, rushed for 2 scores and scored on a 1-yard sneak with 44 seconds remaining in the game to provide a 28-24 win...Eight of his 10 rushing attempts resulted in 1st downs...It also marked the 2nd time in his career that he both passed and rushed for 2 TDs and the 3rd come-from-behind victory of the season (10th of career)...Recorded his 2nd comeback in as many weeks, helping Tennessee to a 27-24 win in **game 6 at Det. (10/21)**...His 22-yard run in the final minute against the Lions set up Joe Nedney's FG with 4 seconds remaining.

2000: (with Tennessee) Named to his *1st-career Pro Bowl* to replace Brian Griese (shoulder surgery) but was sidelined for the game due to his own shoulder injury...Completed 248 of 396 passes for 2,847 yards and matched a then-career high with 15 TD passes...Ranked 2nd on the team in rushing (404 yards), 4th in the AFC with a 92.6 passer rating on 3rd down and led the team to an 8-2 record against teams in the AFC Central...**2000 SEASON HIGHLIGHTS:** Directed his 2nd comeback victory of the season with a 10-play, 62-yard drive that culminated in a 29-yard FG to win the game with 4 seconds left in regulation in **game 9 vs. Pit. (11/5)**...On the drive, with less than 2 minutes remaining, McNair connected on a 17-yard completion to WR Derrick Mason on 4th-and-8...Threw for 3 TDs and led the team to 4 scoring drives of at least 80 yards (80, 98, 80, 80) in **game 4 vs. NYG (10/1)**...Although he was not supposed to play due to a sternum injury, McNair was called upon in the game's final moments after Neil O'Donnell was injured in **game 3 at Pit. (9/24)**...He drove the team 55 yards in 4 plays, completing 3 passes for 55 yards, including an 18-yard TD to Erron Kinney to win the game.

1999: (with Tennessee) Helped *lead the Titans to an AFC Championship* as he started 11 games and completed 187 of 331 passes for 2,179 yards and 12 TDs...He was the only player to earn the *Miller Lite NFL Player of the Week honors twice* (STL, 10/31 and Jax., 12/26) and just the 7th player ever to win the award twice in 1 season...Missed 5 games (9/19-10/17) following surgery on 9/19 to repair a ruptured disk in his lower back that caused him to miss 3 preseason games...**1999 SEASON HIGHLIGHTS:** Established a *new Super Bowl record among QBs with 64 rushing yards* on 8 carries, including the longest rush by a QB, 23 yards, in addition to going 22-of-36 for 240 yards (61%) in **Super Bowl XXXIV against STL (1/30/00)**...Helped the team erase a 16-0 2nd-half deficit, falling 1 yard short of the end zone on the final play of a 23-16 loss...Threw for 112 yards and 1 TD (his *1st-career postseason TD pass*) to WR Yancey Thigpen in the **AFC Championship win at Jax. (1/23/00)**...Also rushed for 91 yards and 2 TDs on 9 carries, including a 51-yard scramble against the Jaguars...Threw for *career-high 5 TDs*, with no INTs and 291 yards on 23-of-33 (69.7%) passing in **game 15 vs. Jax. (12/26)**...Became only the 3rd QB in franchise history to pass for 5 or more TDs in a game, joining George Blanda (5 times) and Warren Moon (3 times)...Was also the *only NFL QB in '99 to throw 5 TDs and the 1st in the AFC since Moon (Seattle) in 1997*...His TD passes went to 5 different receivers, including WR Isaac Byrd, with a season-long 65-yard TD.

1998: (with Tennessee Oilers) McNair started all 16 games, en route to becoming the *youngest franchise QB and only the 4th overall to reach the 3,000-yard passing mark*, as he went 289-of-492 for 3,228 yards and 15 TDs...Also led all NFL QBs for the 2nd consecutive season with 559 rushing yards and for the 2nd consecutive year helped the team set a *franchise mark for fewest INTs in a season (10)*, throwing only 5 INTs in the season's final 11 games...Ranked 4th in the NFL in 3rd-down completion percentage (62.3%) and led the team to 9 scores in the last 2 minutes of the half or game, including 2 game-winning drives vs. Pit. (11/15) and at Jax. (12/13)...**1998 SEASON HIGHLIGHTS:** Went 29-of-49 (59.2%) for 263 yards and 3 TDs and rushed 9 times for 49 yards in **game 15 at GB (12/20)**...Was 9-of-16 for 123



9 STEVE McNAIR

yards passing and registered a career-high 95 rushing yards, including a *career-long 71-yard scramble* for a TD in **game 9 at TB (11/8)**...Posted a 133.5 QB passer rating as he went 16-of-21 (76.2%) for 277 yards and a TD (also rushed for 16 yards and a TD in **game 6 vs. Cin. (10/18)**).

1997: (with Tennessee Oilers) His 1st full season as a starter, McNair completed 216 of 415 pass attempts for 2,665 yards, 14 TDs and 13 INTs, as he set a franchise mark for the fewest INTs in a single season...Also led the team with 8 rushing TDs and ranked 2nd in rushing yards with 674, the 3rd-most in NFL history by a QB at the time...His 6.7 yards-per-carry average led all NFL rushers...**1997 SEASON HIGHLIGHTS:** Combined for 4 TDs as he was an efficient 9-of-17 (53%) for 146 yards and 2 TDs, while rushing 6 times for 70 yards (11.6 avg.) and 2 TDs in **game 8 at Ari. (10/26)**...Completed 16 of 30 passes for 199 yards and a then-career-high 3 TDs with no INTs in **game 6 vs. Cin. (10/12)**.

1996: (with Houston) Saw action in 9 games, starting 4 and completed 61.5% of his passes (88-of-143) for 1,197 yards, 6 TDs and 4 TDs while posting a 90.6 QB rating...Also rushed 31 times for 169 yards (5.5 avg.) and 2 TDs...**1996 SEASON HIGHLIGHTS:** Was 24-of-37 for 308 yards (his 1st-career 300-yard passing game) with 1 TD and 1 INT in **game 14 vs. Jax. (12/8)**...Connected on a career-long 83 yard TD strike to WR Chris Sanders en route to passing for 142 yards and 2 TDs in **game 13 at NYJ (12/1)**.

1995: (with Houston) Played in 4 games, starting 2 as a rookie...Completed 41 of 80 passes for 569 yards, 3 TDs and 1 INT, while rushing 11 times for 38 yards as he went 2-0 as a starter...Was 12-of-26 for 168 yards and 1 TD in a 28-17 win in the **season finale at Buf. (12/24)**...**Started his 1st-career game** and went 13-of-27 198 yards, 1 TD and no INTs, and also rushed 3 times for 13 yards in a 23-6 win in **game 15 vs. NYJ (12/17)**...Threw his *1st-career TD pass*, going 16-of-27 for 203 yards in **game 14 vs. Det. (12/10)**.

COLLEGE: Regarded as one of the top QBs in college football history and became the only player in NCAA history to gain more than 16,000 yards (16,823) in total offense during his college career at Alcorn State...Also set collegiate records by averaging 400.5 yards in total offense per game and 8.18 yards gained per pass play for his career...Set a NCAA single-season record by averaging 527.2 yards of total offense per game as a senior...Owns every Alcorn State game, season and career passing and total offense record after posting career numbers of 928-of-1,673 (55.5 percent) for 14,496 yards in passing, with 119 TDs and 58 INTs...Became only the 3rd player in Div. I-AA history to throw for 100 TDs, and added 2,327 yards and 33 TDs on 375 rushing attempts (6.2 avg.)...Was a unanimous All-America choice and earned 1st-team All-Southwestern Athletic Conference honors for the 4th consecutive year as a senior...Won the Walter Payton Award (top Div. I-AA player), Eddie Robinson Trophy (top player in black college ranks) and finished 3rd in the Heisman Trophy race, making him the 1st Div. I-AA player to rank in top 5 in voting for the award since Jerry Rice (Mississippi Valley, 1985)...Broke several NCAA, conference and school marks as a senior by completing 304 of 530 passes (57.4%) for 4,863 yards and 44 TDs...Set a Div. I-AA record with 649 yards of offense (491 pass, 156 rush) and added 8 passing TDs in 54-28 win over Tenn.-Chattanooga...Closed out his college career by setting Div. I-AA playoff records for pass attempts (82) and completions (52), while racking up 514 yards and 3 TDs versus Youngstown State...Became 1 of only 3 Alcorn State football players to have his jersey retired, joining Jack Spinks and McNair's brother, Fred...Majored in physical education...Honored by Alcorn State declaring Jan. 30, 2000, "Steve McNair Day" after he led the Titans to Super Bowl XXXIV...**PERSONAL:** Named All-State and *SuperPrep* All-American as a QB and DB for the Pirates of Mount Olive (MS) HS...Tied a Mississippi HS (Terrell Buckley) record of 30 INTs, including 15 as a senior...Also played basketball and baseball (drafted by the Seattle Mariners as a pitcher in the 35th round - 916th overall in the 1990) in HS...Since 2001, has hosted annual Steve McNair Golf Classic in Gulfport, MS and Nashville, TN to benefit the *Steve McNair Foundation*, which provides financial assistance to Boys & Girls Clubs in Mississippi and Tennessee and grants scholarships for McNair's football camps in Nashville and Hattiesburg, MS...Named Nashville Sports Council's Sports Person of the Year for 2001, 2002 and 2003...Named to Mississippi Sports Hall of Fame in April 2004...Presented a \$30,000 check to the Boys & Girls Club of Covington County, MS in May 2004...Gave away 280 turkeys during the 2005 Thanksgiving holiday to representatives from United Way's 14 Family Resource Centers on behalf of his foundation...Presented \$30,000 in total checks to five Middle Tennessee charities in May 2005 through his foundation...In August 2005, McNair filled more than 2-dozen tractor trailers with relief supplies for Mississippi families affected by Hurricane Katrina...Along with Green Bay Packers QB Brett Favre, McNair and his charitable foundation helped raise \$150,000 for schools in Mississippi...Steve teamed with Castle Toyota, and was joined by Kyle Boller, to distribute gifts to underprivileged children in the Baltimore area for the Christmas holiday in Dec. 2006...He also participated in the Ravens annual ACT Auction Party for players with charitable foundations on 12/5/06 and took part in the Ray Lewis and Mark Clayton Thanksgiving meal distribution for needy families in Baltimore in Nov. 2006...Has a website: officialstevemcnair.com...Steve and his wife Mechelle, have 4 sons: Junior (9/10/91), Steven (3/11/94), Tyler (8/22/98) and Trenton (1/23/04)...Full name: Steve LaTreal McNair.

2006

Game-by-Game

Ravens

PASSING

Date/Opp.	Att.	Comp.	Yards	Pct.	Att.	TD	Int.	LG	Sack/ Yards	Rating	RUSHING Att.	Yards	Avg.	LG	TD
9/10 @ TB	27	17	181	63.0	6.70	1	0	35	1/13	94.8	2	4	2.0	4	0
9/17 vs. Oak.	33	16	143	48.5	4.33	1	1	30	2/17	58.0	4	10	2.5	13	0
9/24 @ Cle.	41	23	264	56.1	6.44	1	0	38	2/10	83.8	2	-2	-1.0	-1	0
10/1 vs. SD	30	17	158	56.7	5.27	2	2	29	2/8	65.7	2	11	5.5	12	0
10/9 @ Den.	34	20	165	58.8	4.85	0	3	26	2/11	34.6	2	15	7.5	9	0
10/15 vs. Car.	4	2	4	50.0	1.00	0	1	4	1/9	16.7	0	0	0.0	0	0
10/29 @ NO	23	17	159	73.9	6.91	2	0	30	1/3	121.5	5	23	4.6	14	1
11/5 vs. Cin.	31	21	245	67.7	7.90	0	0	28	0/0	91.5	7	2	0.3	10	0
11/12 @ Ten.	47	29	373	61.7	7.94	3	2	65†	1/2	90.1	2	9	4.5	10	0
11/19 vs. Atl.	34	24	236	70.6	6.94	0	0	42	2/11	89.8	3	-2	-0.7	0	0
11/26 vs. Pit.	24	18	140	75.0	5.83	1	0	20†	0/0	102.8	0	0	0.0	0	0
11/30 @ Cin.	43	26	227	60.5	5.28	1	0	36†	0/0	82.2	2	27	13.5	19	0
12/10 @ KC	27	21	283	77.8	10.48	1	0	87†	0/0	122.7	7	12	1.7	9	0
12/17 vs. Cle.	4	0	0	0.0	0.00	0	0	0	0/0	39.6	0	0	0.0	0	0
12/24 @ Pit.	31	21	256	67.7	8.26	3	2	35†	0/0	98.3	2	0	0.0	1	0
12/31 vs. Buf.	35	23	216	65.7	6.17	0	1	24	0/0	70.7	5	10	2.0	13	0
Totals	468	295	3,050	63.0	6.52	16	12	87†	14/84	82.5	45	119	2.6	19	1

Playoffs

1/13/07 vs. Ind.	29	18	173	62.1	5.97	0	2	23	12/12	49.9	1	6	6.0	6	0
Totals	29	18	173	62.1	5.97	0	2	23	12/12	49.9	1	6	6.0	6	0

2005

Game-by-Game

Titans

PASSING

Date/Opp.	Att.	Comp.	Yards	Pct.	Att.	TD	Int.	LG	Sack/ Yards	Rating	RUSHING Att.	Yards	Avg.	LG	TD
9/11 @ Pit.	26	18	219	69.2	8.4	1	1	53	3/13	91.7	2	-1	-0.5	0	0
9/18 vs. Bal.	36	19	195	52.8	5.4	1	0	35	1/2	77.9	3	2	0.7	4	0
9/25 @ STL	39	24	261	61.5	6.7	2	2	43	2/13	77.0	1	4	4.0	4	0
10/2 vs. Ind.	37	28	220	75.7	5.9	1	1	20	2/16	87.7	4	40	10.0	12	0
10/9 @ Hou.	31	22	220	71.0	7.1	2	0	41	0/0	112.3	1	1	1.0	1†	1
10/16 vs. Cin.	41	26	259	63.4	6.3	0	2	27	0/0	60.9	2	7	3.5	5	0
10/23 @ Ari.	INACTIVE - BACK														
10/30 vs. Oak.	40	26	229	65.0	5.7	1	0	31	6/43	88.4	5	41	8.2	19	0
11/6 @ Cle.	41	18	235	43.9	5.7	1	1	29	1/10	60.5	1	2	2.0	2	0
11/20 vs. Jax.	30	20	208	66.7	6.9	2	1	21	3/17	94.9	1	2	2.0	2	0
11/27 vs. SF	41	23	343	56.1	8.4	3	1	57	0/0	97.9	3	0	0.0	2	0
12/4 @ Ind.	33	22	220	66.7	6.7	0	0	23	2/20	85.4	2	3	1.5	3	0
12/11 vs. Hou.	30	18	208	60.0	6.9	0	0	42	0/0	81.0	4	17	4.3	18	0
12/18 vs. Sea.	38	23	310	60.5	8.2	2	0	35	0/0	104.1	2	13	6.5	11	0
12/24 @ Mia.	13	5	34	38.5	2.6	0	2	9	0/0	7.1	1	8	8.0	8	0
1/1/06 @ Jax.	INACTIVE - PECTORAL MUSCLE														
Totals	476	292	3,161	61.3	6.6	11	57	20/134	82.4		32	139	4.3	19	1

2004

Game-by-Game

Titans

PASSING

Date/Opp.	Att.	Comp.	Yards	Pct.	Att.	TD	Int.	LG	Sack/ Yards	Rating	RUSHING Att.	Yards	Avg.	LG	TD	
9/12 @ Mia.	14	9	73	64.3	5.2	1	0	19	2/12	101.2	2	11	5.5	9	0	
9/19 vs. Ind.	39	25	273	64.1	7.0	0	1	33	3/41	74.0	2	2	1.0	1†	1	
9/26 vs. Jax.	26	16	143	61.5	5.5	0	1	27	3/13	60.3	3	18	6.0	14	0	
10/3 @ SD	INACTIVE - STERNUM															
10/11 @ GB	26	15	206	57.7	7.9	2	0	30	0/0	108.8	7	36	5.1	16	0	
10/17 vs. Hou.	41	19	210	46.3	5.1	1	4	22	1/6	30.6	4	33	8.3	23	0	
10/24 @ Min.	5	2	2	40.0	0.4	0	0	0	5	0/0	47.9	0	0	0.0	0	0
10/31 vs. Cin.	INACTIVE - STERNUM															
11/14 vs. Chi.	DID NOT PLAY															
11/21 @ Jax.	30	18	209	60.0	6.9	1	2	37†	3/17	64.4	2	4	2.0	5	0	
11/28 @ Hou.	34	25	227	73.5	6.7	3	1	18	1/6	108.3	3	24	8.0	14	0	
12/5 @ Ind.	INACTIVE - STERNUM															
12/13 vs. KC	INACTIVE - STERNUM															
12/19 @ Oak.	DID NOT PLAY - STERNUM															
12/25 vs. Den.	INACTIVE - STERNUM															
1/2/05 vs. Det.	INACTIVE - STERNUM															
Totals	215	129	1,343	60.0	6.3	8	9	37†	13/95	73.1	23	128	5.6	23	1	



2003

Game-by-Game

Titans

PASSING

Date/Opp.	Att.	Comp.	Yards	Pct.	Att.	TD	Int.	LG	Sack/ Yards	Rating	RUSHING Att.	Yards	Avg.	LG	TD
9/7 vs. Oak.	38	25	269	65.8	7.1	2	1	28	1/11	93.0	2	19	9.5	10	0
9/14 @ Ind.	24	15	138	62.5	5.8	1	0	27	3/13	92.0	0	0	0.0	0	0
9/21 vs. NO	33	22	252	66.7	7.6	2	0	35	2/1	109.7	4	7	1.8	6	0
9/28 @ Pit.	16	15	161	93.8	10.1	3	0	42	1/3	148.2	2	5	2.5	4	0
10/5 @ NE	45	23	360	51.1	8.0	0	1	45	2/19	68.8	6	18	3.0	11	2
10/12 vs. Hou.	27	18	421	66.7	15.6	3	0	50t	1/0	146.8	5	2	0.4	3	0
10/19 @ Car.	22	12	190	54.5	8.6	1	0	48	3/26	98.7	2	30	15.0	23	1
10/26 @ Jax.	27	21	187	77.8	6.9	1	1	27	0/0	92.4	0	0	0.0	0	0
11/9 vs. Mia.	23	17	201	73.9	8.7	2	0	46	0/0	129.1	2	3	1.5	3	0
11/16 vs. Jax.	25	13	166	52.0	6.6	1	1	33	2/16	69.8	5	21	4.2	11	0
11/23 @ Atl.	11	9	95	81.8	8.6	2	0	27	1/9	142.2	2	9	4.5	9	0
12/1 @ NYJ	35	21	272	60.0	7.8	2	2	59t	2/9	79.7	2	-1	-0.5	0	0
12/7 vs. Ind.	38	22	235	57.9	6.2	2	0	29	1/1	93.6	3	20	6.7	10	1
12/14 vs. Buf.	DID NOT PLAY														
12/21 @ Hou.	36	17	268	47.2	7.4	2	1	73	0/0	79.4	3	5	1.7	6	0
12/28 vs. TB	DID NOT PLAY														
Totals	400	250	3215	62.5	8.0	24	7	7319/108	100.4		38	138	3.6	23	4

Playoffs

1/3/04 @ Bal.	23	14	159	60.9		1	3	49t	0/0	56.5	4	16	4.0	9	0
1/10/04 @ NE	26	18	210	69.2		1	1	30	3/10	90.2	2	11	5.5	12	0
Totals	49	32	369	65.3		2	4	49t	3/10	67.5	6	27	4.5	12	0

2002

Game-by-Game

Titans

PASSING

Date/Opp.	Att.	Comp.	Yards	Pct.	Att.	TD	Int.	LG	Sack/ Yards	Rating	RUSHING Att.	Yards	Avg.	LG	TD
9/8 vs. Phi.	34	24	269	70.6	7.9	2	1	39	1/2	101.2	5	24	4.8	17	0
9/15 @ Dal.	38	20	226	52.6	5.9	1	1	40	3/24	68.5	4	23	5.8	9	0
9/22 vs. Cle.	23	15	107	65.2	4.7	2	0	16	1/6	104.8	5	17	3.4	12	0
9/29 @ Oak.	46	32	398	69.6	8.7	2	4	49t	2/11	74.4	1	6	6.0	6	0
10/6 vs. Was.	39	24	245	61.5	6.3	1	3	31	4/15	56.0	3	26	8.7	11	1
10/13 vs. Jax.	36	26	226	72.2	6.3	1	0	20	1/8	97.7	5	22	4.4	15	0
10/27 @ Cin.	27	16	215	59.3	7.9	3	0	39t	1/7	121.7	6	28	4.7	21	0
11/3 @ Ind.	19	14	82	73.7	4.3	1	0	14	1/5	99.0	6	13	2.2	12	0
11/10 vs. Hou.	21	10	109	47.6	5.2	2	2	20	0/0	55.6	8	46	5.8	22	0
11/17 vs. Pit.	33	18	257	54.5	7.8	2	0	55	0/0	100.2	9	24	2.7	12	0
11/24 @ Bal.	43	21	283	48.8	6.6	0	3	40	1/15	41.1	4	14	3.5	9	0
12/1 @ NYG	43	30	334	69.8	7.8	3	0	26t	1/0	115.8	4	38	9.5	13	0
12/8 vs. Ind.	23	19	237	82.6	10.3	1	0	42t	1/8	124.1	5	49	9.8	18	0
12/16 vs. NE	24	11	136	45.8	5.7	0	1	20	2/9	46.5	6	49	8.2	23	2
12/22 @ Jax.	21	13	115	61.9	5.5	1	0	18	0/0	92.4	8	58	7.3	26	0
12/29 @ Hou.	22	8	148	36.4	6.7	0	0	53	2/11	60.4	3	3	1.0	5	0
Totals	492	301	3,387	61.2	6.9	22	15	55	21/121	84.0	82	440	5.4	26	3

Playoffs

1/11/03 vs. Pit.	44	27	338	61.4		2	2	39	1/7	81.4	8	29	3.6	8	1
1/19/03 @ Oak.	36	21	194	58.3		1	0	33	2/20	82.4	5	53	10.6	16	2
Totals	80	48	532	60.0		3	2	39	3/27	81.9	13	82	6.3	16	3

2001

Game-by-Game

Titans

PASSING

Date/Opp.	Att.	Comp.	Yards	Pct.	Att.	TD	Int.	LG	Sack/ Yards	Rating	RUSHING Att.	Yards	Avg.	LG	TD
9/9 vs. Mia.	19	7	118	36.8	6.2	1	1	33	1/9	54.3	5	27	5.4	14	0
9/23 @ Jax.	INACTIVE - SHOULDER														
10/7 @ Bal.	32	17	154	53.1	4.8	0	1	27	3/16	53.4	3	12	4.0	6	0
10/14 vs. TB	23	15	230	65.2	10.0	1	1	36	2/16	94.5	9	54	6.0	22	1
10/21 @ Det.	35	15	216	42.9	6.2	1	2	50	1/10	49.2	5	48	9.6	22	0
10/29 @ Pit.	23	14	175	60.9	7.6	1	2	44	3/18	62.8	6	6	1.0	4	0
11/4 vs. Jax.	34	27	241	79.4	7.1	2	0	22	4/25	115.8	10	74	7.4	16	2
11/12 vs. Bal.	48	27	256	56.3	5.3	1	0	27	6/28	78.1	6	19	3.2	9	0
11/18 @ Cin.	25	16	172	64.0	6.9	1	1	28t	1/8	80.8	5	68	13.6	24	0
11/25 vs. Pit.	37	23	334	62.2	9.0	2	2	68t	2/10	87.0	5	18	3.6	12	1
12/2 @ Cle.	17	11	244	64.7	14.4	3	0	71t	0/0	147.7	2	10	5.0	6	0
12/9 @ Min.	33	25	302	75.8	9.2	2	0	36	4/31	123.5	4	22	5.5	9	0
12/16 vs. GB	35	25	283	71.4	8.1	2	0	35t	4/27	114.3	2	-1	-0.5	0	0
12/22 @ Oak.	27	15	178	55.6	6.6	1	2	30t	3/19	57.3	6	16	2.7	6	0
12/30 vs. Cle.	25	16	274	64.0	10.9	2	0	59t	1/10	127.8	5	34	6.8	9	0
1/6/02 vs. Cin.	18	11	173	61.1	9.6	1	0	41t	2/24	111.6	2	7	3.5	6t	1
Totals	431	264	3,350	61.3	7.8	21	12	71t	37/251	90.2	75	414	5.5	24	5

9 STEVE MCNAIR

2000

Game-by-Game

Titans

PASSING

Date/Opp.	Att.	Comp.	Yards	Pct.	Att.	TD	Int.	LG	Sack/ Yards	Rating	RUSHING				
											Att.	Yards	Avg.	LG	TD
9/3 @ Buf.	31	17	152	54.8	4.9	0	1	22	4/33	54.8	2	15	7.5	15	0
9/10 vs. KC	18	11	93	61.1	5.2	0	2	15	2/5	35.0	7	42	6.0	11	0
9/24 @ Pit.	3	3	55	100.0	18.3	1	0	22	0/0	158.3	2	8	4.0	9	0
10/1 vs. NYG	35	24	293	68.6	8.4	3	0	29†	2/9	122.7	4	21	5.3	11	0
10/8 @ Cin.	31	19	230	61.3	7.4	1	1	40	2/16	81.4	5	17	3.4	9	0
10/16 vs. Jax.	21	13	234	61.9	11.1	2	0	54	0/0	131.8	6	4	0.8	5	0
10/22 @ Bal.	21	11	101	52.4	4.8	1	1	46	0/0	61.8	7	33	4.7	25	0
10/30 @ Was.	18	14	96	77.8	5.3	1	0	18†	1/3	107.4	3	16	5.3	10	0
11/5 vs. Pit.	31	20	227	64.5	7.3	0	1	40	1/11	72.9	5	50	10.0	18	0
11/12 vs. Bal.	34	21	228	61.8	6.7	2	0	38	1/4	101.1	4	34	8.5	20	0
11/19 vs. Cle.	25	16	204	68.0	8.9	0	3	28	3/12	56.2	8	51	6.4	23	0
11/26 @ Jax.	24	13	228	54.2	9.5	0	0	37	2/11	86.8	5	46	9.2	16	0
12/3 @ Phi.	37	23	210	62.2	5.7	0	0	22	2/11	77.5	4	17	4.3	14	0
12/10 vs. Cin.	26	16	229	61.5	8.8	3	0	56†	2/14	128.5	3	10	3.3	9	0
12/17 @ Cle.	18	10	79	55.6	4.4	0	1	33	2/12	43.5	2	9	4.5	9	0
12/25 vs. Dal.	23	17	188	73.9	8.2	1	2	34	1/1	76.0	5	30	7.8	16	0
Totals	396	248	2,865	62.9	7.2	15	12	56†	25/142	84.6	72	403	5.6	25	0

Playoffs

1/7/01 vs. Bal.	46	24	176	52.2	3.8	0	1	17	1/4	52.5	5	31	6.2	11	0
Totals	46	24	176	52.2	3.8	0	1	17	1/4	52.5	5	31	6.2	11	0

1999

Game-by-Game

Titans

PASSING

Date/Opp.	Att.	Comp.	Yards	Pct.	Att.	TD	Int.	LG	Sack/ Yards	Rating	RUSHING				
											Att.	Yards	Avg.	LG	TD
9/12 vs. Cin.	32	21	341	65.6	10.7	3	1	47†	2/7	119.4	6	27	4.5	10	1
9/19 vs. Cle.									INACTIVE - BACK						
9/26 @ Jax.									INACTIVE - BACK						
10/3 @ SF									INACTIVE - BACK						
10/10 vs. Bal.									INACTIVE - BACK						
10/17 @ NO									INACTIVE - BACK						
10/31 vs. STL	29	13	186	44.8	6.4	2	0	34	1/8	89.1	12	36	3.0	13	1
11/7 @ Mia.	42	22	205	52.4	4.9	0	3	40	4/15	36.3	7	33	4.7	13	0
11/14 @ Cin.	25	12	103	48.0	4.1	0	0	20	1/5	59.2	5	14	2.8	9	1
11/21 vs. Pit.	26	14	149	53.8	5.7	0	1	46	0/0	54.8	10	20	2.0	8	2
11/28 @ Cle.	36	18	179	50.0	4.9	0	0	27	0/0	64.5	7	45	6.4	12	1
12/5 @ Bal.	48	28	288	58.3	6.0	0	2	32	4/19	58.3	6	33	5.5	12	0
12/9 vs. Oak.	20	12	114	60.0	5.7	0	1	23	2/11	55.0	4	5	1.3	6	1
12/19 vs. Atl.	29	15	216	51.7	7.4	1	0	48†	2/9	87.7	9	76	8.4	38	1
12/26 vs. Jax.	33	23	291	69.7	8.8	5	0	65†	0/0	136.5	4	34	8.5	12	0
1/2/00 @ Pit.	11	9	107	81.8	9.7	1	0	19	0/0	137.5	2	14	7.0	7	0
Totals	331	187	2,179	56.5	6.6	12	8	65†	16/74	78.6	72	337	4.7	38	8

Playoffs

1/8/00 vs. Buf.	24	13	76	54.2	3.2	0	1	14	3/21	43.1	6	19	3.2	10	1
1/16/00 @ Ind.	24	13	112	54.2	4.7	0	0	26	0/0	66.7	7	35	5.0	29	0
1/23/00 @ Jax.	23	14	112	60.9	4.7	1	1	15	1/0	69.5	9	91	10.1	51	2
1/30/00 vs. STL	36	22	214	61.1	5.9	0	0	32	1/6	77.8	8	64	8.0	23	0
Totals	107	62	514	57.9	4.8	1	2	32	5/27	65.7	30	209	6.9	51	3

1998

Game-by-Game

Oilers

PASSING

Date/Opp.	Att.	Comp.	Yards	Pct.	Att.	TD	Int.	LG	Sack/ Yards	Rating	RUSHING				
											Att.	Yards	Avg.	LG	TD
9/6 @ Cin.	21	10	135	47.6	6.4	1	0	38	0/0	84.4	1	1	1.0	1	0
9/13 vs. SD	34	20	193	58.8	5.7	1	0	23	1/9	84.6	3	31	10.3	12	0
9/20 @ NE	38	28	202	73.7	5.3	1	2	27	2/8	72.5	2	8	4.0	4	0
9/27 vs. Jax.	30	16	198	53.3	6.6	2	2	38†	2/14	68.5	4	13	3.3	8	0
10/11 @ Bal.	29	17	207	58.6	7.1	0	1	22	4/29	66.3	3	47	15.7	40	1
10/18 vs. Cin.	21	16	277	76.2	13.1	1	0	45†	1/8	133.5	3	16	5.3	8	1
10/25 vs. Cle.	29	18	187	62.1	6.4	1	1	24	4/11	77.8	4	42	10.5	12	0
11/1 @ Pit.	21	13	167	61.9	7.9	3	0	33	3/15	126.5	3	16	5.3	18	0
11/8 @ TB	16	9	123	56.3	7.7	0	0	27	1/6	81.0	8	95	11.9	7†	1
11/15 vs. Pit.	31	19	234	61.3	7.5	1	1	31	1/4	81.9	7	30	4.3	11	0
11/22 vs. NYJ	24	13	137	54.2	5.7	0	0	24	3/11	71.0	3	26	8.7	17	0
11/29 @ Sea.	34	18	199	52.9	5.9	0	0	26	4/20	70.6	8	64	8.0	21	1
12/6 vs. Bal.	43	25	213	56.8	4.9	0	1	24	0/0	77.2	5	5	1.0	4	0
12/13 @ Jax.	39	22	232	56.4	5.9	1	1	29	2/9	71.7	11	81	7.4	24	0
12/20 @ GB	49	29	263	59.2	5.4	3	1	30†	1/1	85.7	9	49	5.4	15	0
1/26 vs. Min.	33	16	261	48.5	7.9	0	0	47	2/21	75.4	3	35	11.7	14	0
Totals	492	289	3,228	58.7	6.6	15	10	47	33/176	80.1	77	559	7.3	7†	4

9 STEVE MCNAIR



1997

Game-by-Game

Oilers

PASSING

Date/Opp.	Att.	Comp.	Yards	Pct.	Att.	TD	Int.	Sack/			RUSHING				
								LG	Yards	Rating	Att.	Yards	Avg.	LG	TD
8/31 vs. Oak.	25	13	182	52.0	7.3	1	1	48t	3/18	72.4	3	23	7.7	13	0
9/7 @ Mia.	14	7	109	50.0	7.8	0	1	46	0/0	46.4	11	62	5.6	11	0
9/21 vs. Bal.	33	20	199	60.6	6.0	1	1	36t	2/17	75.2	4	36	9.0	24	0
9/28 @ Pit.	43	22	266	51.2	6.2	2	2	36	7/40	65.2	3	29	9.7	25	0
10/5 @ Sea.	28	12	101	42.9	3.6	1	2	12	1/4	35.0	3	11	3.7	10	0
10/12 vs. Cin.	30	16	199	53.3	6.6	3	0	39t	1/6	107.5	6	65	10.8	21	0
10/19 vs. Was.	21	13	192	61.9	9.1	0	0	28	2/7	91.8	10	53	5.3	21	1
10/26 @ Ari.	17	9	146	52.9	8.6	2	0	55t	2/13	121.4	6	70	11.7	35	2
11/2 vs. Jax.	22	13	211	59.1	9.6	0	1	46	2/16	72.3	6	34	5.7	9	0
11/9 vs. NYG	23	13	183	56.5	7.9	0	1	34	1/10	64.2	8	31	3.9	22	0
11/16 @ Jax.	22	8	162	36.4	7.4	0	2	42	0/0	25.2	6	33	5.5	13	0
11/23 vs. Buf.	24	15	167	62.5	6.9	1	0	26	2/8	97.0	6	45	7.5	21	2
11/27 @ Dal.	17	9	81	52.9	4.8	1	0	22	0/0	85.7	9	26	2.9	9	1
12/4 @ Cin.	25	14	146	56.0	5.8	2	0	19	3/15	99.8	5	16	3.2	10	0
12/14 @ Bal.	45	22	219	48.9	4.9	0	1	25	3/19	53.8	8	50	6.3	22	2
12/21 vs. Pit.	26	10	102	38.4	3.9	0	1	38	2/17	34.5	7	90	12.9	47	0
Totals	415	216	2,665	52.0	6.4	14	13	55t	31/190	70.4	101	674	6.7	47	8

1996

Game-by-Game

Oilers

PASSING

Date/Opp.	Att.	Comp.	Yards	Pct.	Att.	TD	Int.	Sack/			RUSHING				
								LG	Yards	Rating	Att.	Yards	Avg.	LG	TD
9/1 vs. KC								DID NOT PLAY							
9/8 @ Jax.								DID NOT PLAY							
9/15 vs. Bal.	1	1	18	100.0	18.0	0	0	18	0/0	118.8	1	13	13.0	13	0
9/29 @ Pit.								DID NOT PLAY							
10/6 @ Cin.								DID NOT PLAY							
10/13 @ Atl.	10	5	58	50.0	5.8	0	0	20	0/0	67.9	2	9	4.5	10	1
10/20 vs. Pit.								DID NOT PLAY							
10/27 vs. SF	9	5	45	55.6	5.0	0	1	18	1/10	29.6	1	10	10.0	10	0
11/3 @ Sea.	18	12	225	66.7	12.5	1	1	65t	0/0	105.1	5	22	4.4	9	0
11/10 @ NO								DID NOT PLAY							
11/17 vs. Mia.								DID NOT PLAY							
11/24 vs. Car.	17	10	91	58.8	5.4	0	1	15	1/5	48.9	2	5	2.5	5	0
12/1 @ NYJ	17	6	142	35.3	8.4	2	0	83t	0/0	105.5	8	38	4.8	12	0
12/8 vs. Jax.	37	24	308	64.9	8.3	1	1	41	5/21	88.6	2	20	10.0	11	0
12/15 vs. Cin.	10	6	72	60.0	7.2	1	0	16t	1/5	115.4	1	11	11.0	11	0
12/22 @ Bal.	24	19	238	79.2	9.9	1	0	43	1/4	121.9	9	41	4.6	24	1
Totals	143	88	1,197	61.5	8.4	6	4	83t	9/45	90.6	31	169	5.5	24	2

1995

Game-by-Game

Oilers

PASSING

Date/Opp.	Att.	Comp.	Yards	Pct.	Att.	TD	Int.	Sack/			RUSHING				
								LG	Yards	Rating	Att.	Yards	Avg.	LG	TD
9/3 @ Jax.								INACTIVE							
9/10 vs. Pit.								INACTIVE							
9/17 vs. Cle.								INACTIVE							
9/24 @ Cin.								INACTIVE							
10/1 vs. Jax.								INACTIVE							
10/8 @ Min.								INACTIVE							
10/22 @ Chi.								INACTIVE							
10/29 vs. TB								INACTIVE							
11/5 @ Cle.	0	0	0	0.0	0.0	0	0	0	1/12	0.0	1	-1	-1.0	-1	0
11/12 vs. Cin.								INACTIVE							
11/19 @ KC								INACTIVE							
11/26 vs. Den.								INACTIVE							
12/3 @ Pit.								INACTIVE							
12/10 vs. Det.	27	16	203	59.3	7.5	1	1	39t	2/15	79.7	3	10	3.3	6	0
12/17 vs. NYJ	27	13	198	48.1	7.3	1	0	53	2/32	85.1	3	13	4.3	13	0
12/24 @ Buf.	26	12	168	46.2	6.5	1	0	44	1/4	80.3	4	16	4.0	11	0
Totals	80	41	569	51.3	7.1	3	1	53	6/63	81.7	11	38	3.5	13	0

9 STEVE MCNAIR

REGULAR SEASON

PASSING

Year	Team	GP	GS	Att.	Comp.	Pct.	Yds.	Avg./Att.	TD	INTs	LG	Sacks/Yards	QB Rating
1995	Houston	4	2	80	41	51.3	569	7.1	3	1	53	6/63	81.7
1996	Houston	9	4	143	88	61.5	1,197	8.4	6	4	83t	9/45	90.6
1997	Tennessee	16	16	415	216	52.0	2,665	6.4	14	13	55t	31/190	70.4
1998	Tennessee	16	16	492	289	58.7	3,228	6.6	15	10	47	33/176	80.1
1999	Tennessee	11	11	331	187	56.5	2,179	6.6	12	8	65t	16/74	78.6
2000	Tennessee	16	15	396	248	62.6	2,847	7.2	15	13	56t	24/141	83.2
2001	Tennessee	15	15	431	264	61.3	3,350	7.8	21	12	71t	37/251	90.2
2002	Tennessee	16	16	492	301	61.2	3,387	6.9	22	15	55	21/121	84.0
2003	Tennessee	14	14	400	250	62.5	3,215	8.0	24	7	73	19/108	100.4
2004	Tennessee	8	8	215	129	60.0	1,343	6.2	8	9	37	13/95	73.1
2005	Tennessee	14	14	476	292	61.3	3,161	6.6	16	11	57	20/134	82.4
2006	Baltimore	16	16	468	295	63.0	3,050	6.5	16	12	87t	14/84	82.5
Totals		155	147	4,339	2,600	59.9	30,191	7.0	172	115	87t	243/1,482	83.2

CAREER SINGLE-GAME HIGHS (regular season)

Most Attempts:

49 (12/20/98 at GB)

Most Yards Passing:

421 (10/12/03 vs. Hou.)

Longest Gain:

87t yards (12/10/06 at KC)

Most Completions:

32 (9/29/02 at Oak.)

Most Touchdowns:

5 (10/5/03 at NE)

RUSHING

Year	Team	GP	GS	No.	Yds.	Avg.	LG	TD
1995	Houston	4	2	11	38	3.5	13	0
1996	Houston	9	4	31	169	5.5	24t	2
1997	Tennessee	16	16	101	674	6.7	47	8
1998	Tennessee	16	16	77	559	7.3	71t	4
1999	Tennessee	11	11	72	337	5.7	38	8
2000	Tennessee	16	15	72	403	5.6	25	0
2001	Tennessee	15	15	75	414	5.5	24	5
2002	Tennessee	16	16	82	440	5.4	26	3
2003	Tennessee	14	14	38	138	3.6	23	4
2004	Tennessee	8	8	23	128	5.6	23	1
2005	Tennessee	14	14	32	139	4.3	19	1
2006	Baltimore	16	16	45	119	2.6	19	1
Totals		155	147	659	3,558	5.4	71t	37

CAREER SINGLE-GAME HIGHS (regular season)

Most Attempts:

12 (10/31/99 vs. STL)

Longest Gain:

71t (11/8/98 at TB)

Most Yards Rushing:

95 (11/8/98 at TB)

Most Touchdowns:

2 7 times (last: 10/5/03 @ NE)

POSTSEASON

PASSING

Year	Team	GP	GS	Att.	Comp.	Pct.	Yds.	Avg./Att.	TD	INTs	LG	Sacks/Yards	QB Rating
1999	Tennessee	4	4	107	62	57.9	514	4.8	1	2	32	5/27	65.7
2000	Tennessee	1	1	46	24	52.2	176	3.8	0	1	17	1/4	52.5
2002	Tennessee	2	2	80	48	60.0	532	6.7	3	2	39	3/27	81.9
2003	Tennessee	2	2	49	32	65.3	369	7.5	2	4	49t	3/10	67.5
2006	Baltimore	1	1	29	18	62.1	173	5.9	0	2	23	2/12	49.9
Totals		10	10	311	184	59.2	1,764	5.7	6	11	49t	14/80	66.7

RUSHING

Year	Team	GP	GS	No.	Yds.	Avg.	LG	TD
1999	Tennessee	4	4	30	209	7.0	51	3
2000	Tennessee	1	1	5	31	6.2	11	0
2002	Tennessee	2	2	13	82	6.3	16	3
2003	Tennessee	2	2	6	27	4.5	12	0
2006	Baltimore	1	1	1	6	6.0	6	0
Totals		10	10	55	355	6.5	51	6

9 STEVE MCNAIR





84 CLARENCE MOORE

WIDE RECEIVER

YEARS IN NFL: 4

HT: 6-6

WT: 220

COLLEGE: NORTHERN ARIZONA

HS: CYPRESS (BUENA PARK, CA)

BORN: 9/24/82, BELLFLOWER, CA

JOINED RAVENS: DRAFT 6B (199TH), 2004

GAMES PLAYED/STARTED: (2004, 15/6); (2005, 4/1); (2006, 10/1) **Total 29/8**

TRANSACTIONS: Clarence Moore re-signed with the Ravens (restricted free agent) on 4/24/07...Was originally selected by the Ravens in the 6th round (199th overall) of the 2004 NFL Draft...Moore was the 2nd of 2 (QB Josh Harris) 6th-round picks and the 2nd WR (Devard Darling) chosen by the Ravens in 2004.

PRO: Tall, rangy WR with playmaking ability who can stretch the field...Played in 10 games, starting 1, pulling in 2 receptions for 1 yard and a TD in 2006...Saw action in 4 games, starting 1 in 2005, pulling in 3 receptions for 59 yards, good for 19.7 yards per catch...Burst onto the scene as a rookie, seeing action in 15 games, starting 6 in 2004...Finished the season with 24 receptions for 293 yards (12.2 yards per reception), while leading the team with 4 receiving TDs, despite not starting a game until Week 9.

2006: Played in 10 games, starting 1, pulling in 2 receptions for 1 yard and a TD...**2006 SEASON HIGHLIGHTS:** Saw action off the bench and pulled in 2 receptions, including his 1st TD reception of the season (a 4-yard strike from QB Steve McNair) in **game 7 at NO (10/29)**...Saw action from scrimmage, but did not record a reception in **game 5 at Den. (10/9)**...Was a game-day inactive in **games 3 and 4**.

2005: Saw action in 4 games, starting 1, and pulled in 3 receptions for 59 yards...**2005 SEASON HIGHLIGHTS:** Was a game-day inactive in **games 5-16**...Saw action off the bench and had 1 reception for 23 yards (good for a 1st down) in **game 4 at Det. (10/9)**...Subbed, but did not record a reception in **game 3 vs. NYJ (10/2)**...Saw action off the bench, but did not record a reception in **game 2 at Ten. (9/18)**...Started and hauled in 2 receptions for 36 yards (both good for 1st downs), with a long of 24 in **game 1 vs. Ind. (9/11)**.

2004: Played in 15 games, starting 6, as he led the Ravens with 4 TD catches as a rookie...Was 5th on the team with 293 receiving yards and 7th with 24 receptions...Had his 2 best days vs. NY teams, catching a **career-high 2 TD** passes in the victory at the Jets (11/14) and in the win vs. the Giants (12/12)...Recorded his **1st-career reception** at Cin. (9/26)...**2004 SEASON HIGHLIGHTS:** Started, pulled in 3 receptions for 37 yards and tied a **career high with 2 TD receptions** in the 37-14 victory in **game 13 vs. NYG (12/12)**...**Started his 1st-career game** and led the Ravens with 5 receptions for 45 yards (2 good for 1st downs) and his **1st 2 career TD receptions** in the 20-17 win in **game 9 at NYJ (11/14)**...Moore's 1st TD reception came with 53 seconds remaining in the 2nd quarter to bring the Ravens to within 7 points at the half, and his 2nd came with 4:13 remaining in the to give the Ravens their 1st lead of the game...Saw action off the bench and had 3 receptions for a team-leading and **career-high 82 yards**, all 3 good for 1st downs, including a **career-long 52-yard reception** on 3rd-and-7 in **game 7 at Phi. (10/31)**...Saw action off the bench, and recorded his **1st-career reception** (for 6 yards) in **game 3 at Cin. (9/26)**.

COLLEGE: Moore was a 2-sport star at Northern Arizona, lettering in indoor track (2000-01) as well as football (2000-03)...Was a 3-year starter at WR for the Lumberjacks, and was All-Big Sky Conference in each of his final 3 seasons...Played in 46 games, tying Northern Arizona's career record 1st set by Nick Yerton (1998-2001)...Totaled 182 receptions for 3,042 yards (16.7 avg) and 28 TDs...He finished college with 182 catches which were 2nd on the school's all-time record list and ranked 10th in Big Sky annals...His 3,042 yards and 28 scores broke the Northern Arizona record of 2,764 yards and 25 scores, held previously by Shawn Collins (1985-88)...Moore is only the 4th player in Big Sky history to gain over 3,000 yards receiving in a career...Had 12 100-yard receiving games in his career...Moore was also the conference's indoor triple jump champion...All-American 1st-team selection by *The NFL Draft Report*...All-Big Sky 1st-team choice... Finished 2nd on the team with 63 receptions and led the Lumberjacks with 1,184 yards and 12 TDs...His average of 92.1 yards receiving per game ranked 14th in Division 1-AA...His 1,184 receiving yards broke the Northern Arizona school season record of 1,134 yards by Charlie Brown in 1969...The 12 TDs eclipsed the school's previous mark of 11, by 2 players...Had 5 100-yard receiving games and at least 1 TD in 10 of the 12

OFF THE FIELD

Moore joined teammates in a Thanksgiving meal distribution for families at Paul's Place Outreach Center in Baltimore in November of 2006.

84 CLARENCE MOORE

games...All-Big Sky 1st-team choice...Started 10 games and led the team with 61 receptions for 925 yards and Big Sky-leading 9 TDs...Had 4 100-yard receiving games, including a career-high 192 yards (9 catches) vs. Sacramento State...Moore scored on 54 and 55-yard TD receptions in the game...All-Big Sky honorable mention...Started 10 games, tying for the team lead with 43 catches for 644 yards and 3 TDs...Played in 10 games as a true freshman, tallying 15 receptions for 289 yards and 4 TDs...Mathematics/statistics major.

PERSONAL: Lettered twice in both football and track at Cypress (Buena Park, CA) HS...Won the league triple jump title as a junior, finishing 3rd in that event at the CIF Finals...Moore spoke at the Boys & Girls Club in Westminster, MD in June 2004, prior to training camp...Participated in the rookie cooking event, held at ESPN Zone, where players learned how to make simple meals for themselves...Joined teammates at the Goodwill Gridiron Halloween Party in Oct. 2004...Helped rebuild and refurbish a home in the Ravens' 6-week long project with Sandtown Habitat for Humanity...Along with B.J. Sams, Moore presented a \$25,000 check on behalf of the **Ravens All Community Team Foundation** to Paul's Place Outreach Center in Baltimore...The two also stayed to help serve lunch at the center's soup kitchen...He also participated in a high school coaching internship at Hereford HS during the 2004 offseason...Instructed several children at Gatorade Junior Training Camp June and July 2005...That same month, Moore was an honorary guest for Big Time Sports Marketing's annual broadcasting camp for 50 teen campers, which took place at Baltimore's College of Notre Dame...Instructor at the Art Monk Football Camp in July 2005...In the months of Sept. and Oct. 2005, Moore coached basic fundamentals of football to over 100 children at Canton Middle School...Visited Living Classrooms in Dec. 2005 and spoke to Crossroads Middle School students and participants in the Fresh Start program...Joined former Raven Will Demps and teammates to serve as personal shoppers for 50 Baltimore youth, who received \$100 gift certificates from Demps and Wal-Mart...Clarence took part in the Ravens annual Goodwill Gridiron Halloween party benefiting Goodwill Industries in Oct. 2006...Also participated in the ESPN Zone PAL (Police Athletic League) Party where players hosted underprivileged inner-city kids in Dec. 2006...He was also a personal shopper at the inaugural and 2nd Annual Holiday Helpers where teammates provided \$150 gift certificates for underprivileged children in the Baltimore area in Dec. 2005 and '06...Moore took part in Adalius Thomas' Thanksgiving meal distribution for needy families in Baltimore in Nov. 2006...Participated in a camp for children with teammate B.J. Sams at Camp Shoresh in April 2007...Born 9/24/82 in Bellflower, CA...Full name: Clarence Kelly Moore.

2006

Game-by-Game

Ravens

Receiving		Rushing								
Date/Opp.	Rec.	Yds	Avg.	LG	TDs	No.	Yds	Avg.	LG	TDs
9/10 @ TB						INACTIVE				
9/17 vs. Oak.	0	0	0.0	0	0	0	0	0.0	0	0
9/24 @ Cle.						INACTIVE				
10/1 vs. SD						INACTIVE				
10/9 @ Den.	0	0	0.0	0	0	0	0	0.0	0	0
10/15 vs. Car.						NOT ON ROSTER				
10/29 @ NO	2	1	0.5	4t	1	0	0	0.0	0	0
11/5 vs. Cin.	0	0	0.0	0	0	0	0	0.0	0	0
11/12 @ Ten.	0	0	0.0	0	0	0	0	0.0	0	0
11/19 vs. Atl.	0	0	0.0	0	0	0	0	0.0	0	0
11/26 vs. Pit.	0	0	0.0	0	0	0	0	0.0	0	0
11/30 @ Cin.	0	0	0.0	0	0	0	0	0.0	0	0
12/10 @ KC	0	0	0.0	0	0	0	0	0.0	0	0
12/17 vs. Cle.	0	0	0.0	0	0	0	0	0.0	0	0
12/24 @ Pit.	0	0	0.0	0	0	0	0	0.0	0	0
12/31 vs. Buf.						INACTIVE				
Totals	2	1	0.5	4t	1	0	0	0.0	0	0
Playoffs										
1/13/07 vs. Ind.						INACTIVE				
Totals	0	0	0.0	0	0	0	0	0.0	0	0

2005

Game-by-Game

Ravens

Receiving		Rushing								
Date/Opp.	Rec.	Yds	Avg.	LG	TDs	No.	Yds	Avg.	LG	TDs
9/11 vs. Ind.	2	36	18.0	24	0	0	0	0.0	0	0
9/18 @ Ten.	0	0	0.0	0	0	0	0	0.0	0	0
10/2 vs. NYJ	0	0	0.0	0	0	0	0	0.0	0	0
10/9 @ Det.	1	23	23.0	23	0	0	0	0.0	0	0
10/16 vs. Cle.						GAME-DAY INACTIVE				
10/23 @ Chi.						GAME-DAY INACTIVE				
10/31 @ Pit.						ACTIVE, DID NOT PLAY				
11/6 vs. Cin.						GAME-DAY INACTIVE				
11/13 @ Jax.						GAME-DAY INACTIVE				
11/20 vs. Pit.						GAME-DAY INACTIVE				
11/27 @ Cin.						GAME-DAY INACTIVE				
12/4 vs. Hou.						GAME-DAY INACTIVE				
12/11 @ Den.						GAME-DAY INACTIVE				
12/19 vs. GB						GAME-DAY INACTIVE				
12/25 vs. Min.						GAME-DAY INACTIVE				
1/1/06 @ Cle.						GAME-DAY INACTIVE				
Totals	3	59	19.7	24	0	0	0	0.0	0	0

84 CLARENCE MOORE



84 CLARENCE MOORE

2004

Game-by-Game

Ravens

Receiving

Date/Opp.	Rec.	Yds	Avg.	LG	TDs	Rushing				
						No.	Yds	Avg.	LG	TDs
9/12 @ Cle.						INACTIVE				
9/19 vs. Pit.	0	0	0.0	0	0	0	0	0.0	0	0
9/26 @ Cin.	1	6	6.0	6	0	0	0	0.0	0	0
10/4 vs. KC	1	11	11.0	11	0	0	0	0.0	0	0
10/10 @ Was.	2	9	4.5	5	0	0	0	0.0	0	0
10/24 vs. Buf.	0	0	0.0	0	0	0	0	0.0	0	0
10/31 @ Phi.	3	82	27.3	52	0	0	0	0.0	0	0
11/7 vs. Cle.	2	24	12.0	16	0	0	0	0.0	0	0
11/14 @ NYJ	5	45	9.0	16	2	0	0	0.0	0	0
11/28 @ Dal.	1	24	24.0	24	0	0	0	0.0	0	0
11/28 @ NE	2	15	7.5	12	0	0	0	0.0	0	0
12/5 vs. Cin.	2	9	4.5	8	0	0	0	0.0	0	0
12/12 vs. NYG	3	37	12.3	17	2	0	0	0.0	0	0
12/19 @ Ind.	1	17	17.0	17	0	0	0	0.0	0	0
12/26 @ Pit.	0	0	0.0	0	0	0	0	0.0	0	0
12/05 vs. Mia.	1	14	14.0	14	0	0	0	0.0	0	0
Totals	24	293	12.2	52	4	0	0	0.0	0	0



REGULAR SEASON

RECEIVING

Year	Team	GP	GS	No.	Yds.	Avg.	LG	TD
2004	Baltimore	15	6	24	293	12.2	52	4
2005	Baltimore	4	1	3	59	19.7	24	0
2006	Baltimore	10	1	2	1	0.5	4t	1
Totals		29	8	29	353	12.2	52	5

CAREER SINGLE-GAME HIGHS (regular season)

Receptions:

5 (11/14/04 at NYJ)

Yardage:

82 (10/31/04 at Phi.)

Long Gain:

52 (10/31/04 at Phi.)

Touchdowns:


2 2 times (Last: 12/12/04 vs. NYG)

Additional Statistics: Has 1 career 2-pt conversion, in 2004

HOME SWEET HOME

The Ravens posted a 7-1 record (.792 winning percentage) at home in 2006, their best home record in franchise history. Over the past 2 seasons, the Ravens have combined for a 13-3 record on their home turf, the 2nd-best record in the NFL over that span. In addition, at 42-14, the Ravens have the best winning percentage at home in the league since 2000:

TEAM	RECORD	PCT.
Baltimore Ravens	42-14	.750
Denver Broncos	41-15	.732
Indianapolis Colts	41-15	.732
New England Patriots	40-16	.714
Kansas City Chiefs	39-17	.696



63 IKECHUKU NDUKWE

GUARD
YEARS IN NFL: 2
HT: 6-4
WT: 338
COLLEGE: NORTHWESTERN
HS: DUBLIN COFFMAN (DUBLIN, OH)
BORN: 7/17/82, MORGANTOWN, WV
JOINED RAVENS: FREE AGENT, 2006
GAMES PLAYED/STARTED: (2006, 5/0) **Total 5/0**
Playoffs (2006, 1/0) **Total 1/0**

TRANSACTIONS: Ikechuku Ndukwe was signed to the Baltimore Ravens' 53-man roster from their practice squad on 11/18/06...Was signed to the Ravens' practice squad on 11/15/06...Waived from Baltimore's active roster on 11/11/06...Was signed by the Baltimore Ravens (off the Washington Redskins' practice squad) on 10/3/06...Signed to the Washington Redskins' practice squad on 9/10/06...Waived by the Washington Redskins on 9/6/06...Signed to the Redskins' active roster from their practice squad on 12/20/05...Signed to Washington's practice squad on 11/2/05...Terminated from the New Orleans Saints' practice squad on 10/25/05...Signed to the Saints' practice squad on 9/5/05...Waived by the Saints on 9/3/05...Originally signed with New Orleans as a rookie free agent on 4/28/05.

PRO: Talented guard with good size and strength...Fluid athlete with good hands and knowledge of the game...Gained game-experience, seeing action in 5 games with the Ravens in 2006...Looks to provide good depth along the offensive line in 2007.

2006: (with Baltimore) Saw action in 5 games with Baltimore after being signed on 10/3...**2006 SEASON HIGHLIGHTS:** Saw action on special teams in his *1st-career playoff game* in the **Divisional Playoff game vs. Ind. (1/13/07)**...Saw action on special teams in the 19-7 win in the **season finale vs. Buf. (12/31)**...Played on special teams in the 31-7 win in **game 15 at Pit. (12/24)**...Was a game-day inactive in **games 13 and 14**...Saw action on special teams and from scrimmage when Jason Brown left the game for a series in the 2nd quarter in **game 12 at Cin. (11/30)**...Saw action on special teams in the 27-0 win in **game 11 vs. Pit. (11/26)**...Played on special teams in the 24-10 win in **game 10 vs. Atl. (11/19)**...Signed to the Ravens' active roster from their practice squad on 11/18...Signed to the Ravens' practice squad on 11/15...Was not on the roster in **game 9 at Ten. (11/12)**...Waived by the Ravens on 11/11...Was a game-day inactive in **games 5-8**...Signed to the Ravens' active roster on 10/3...Was not on the Ravens' roster for **games 1-4**.

2005: (with Washington) Was on the Redskins' active roster, but did not play in the last 2 games of the season and their 2 playoff's games after being moved up from their practice squad on 12/20.

COLLEGE: Was a stalwart on Northwestern's OL for 4 seasons (2001-04), starting at LG in 2003 and '04...Started the final 25 games of his college career...Started every game at LG as a 5th-year senior in 2004, helping Northwestern to rank 29th in the nation in total offense allowing just 12 sacks...Overcame a series of injuries to start all 13 games at LG as a junior in 2003...Saw action in 7 games, all as a reserve OL as a sophomore...Saw action in 4 games as a reserve T as a red-shirt freshman in 2001...Redshirted in 2000...History and communication studies major at Northwestern.

PERSONAL: During his prep career, he played in the "Big 33" game (Pennsylvania vs. Ohio) as a senior at Dublin Coffman (Dublin, OH) HS...Earned *PrepStar* All-Midwest honors as a senior as well as Tom Lemming's Reebok Super 200 and ESPN Super 250...Led his team with 32 knockdown blocks as a senior...Helped lead his team to a conference title as a junior...Also lettered in wrestling...Participated in the Ravens annual Spring Football Festival in April 2007 at M&T Bank Stadium, where he signed autographs and participated in fan forums...His brother, Chinedum, was a DB at Notre Dame and was drafted by the Cincinnati Bengals in the 7th round (253rd overall) in the 2007 NFL Draft...Has 2 brothers and 1 sister...Son of Stephen and Nnenna...Name is pronounced E-K-choo-koo IN-duke-way...Full name: Ikechuku Nelson Ndukwe.

OFF THE FIELD

Ikechuku participated in the Ravens annual Spring Football Festival in April of 2007 at M&T Bank Stadium, where he signed autographs and participated in fan forums.





92 ETUINI "HALOTI" NGATA

DEFENSIVE TACKLE

YEARS IN NFL: 2

HT: 6-4

WT: 340

COLLEGE: OREGON

HS: HIGHLAND (SALT LAKE CITY, UT)

BORN: 1/21/84, INGLEWOOD, CA

JOINED RAVENS: DRAFT 1 (12TH), 2006

GAMES PLAYED/STARTED: (2006, 16/16) **Total 16/16**

Playoffs (2006, 1/1) **Total 1/1**

TRANSACTIONS: Haloti Ngata was picked with the 12th-overall selection in the 1st round of the 2006 NFL Draft... Baltimore traded its 13th-overall pick and a 6th-round selection (181st overall) to the Cleveland Browns for the 12th-overall pick... Ngata was the 2nd player in franchise history to be tabbed out of Oregon – WR Patrick Johnson, 2nd round (42nd overall) in 1998... Ngata's teammate, WR Demetrius Williams, was taken by the Ravens in the 4th round in 2006.

PRO: Named to the *Pro Football Weekly/Professional Football Writers of America All-Rookie team* in 2006... Powerful and explosive playmaker who proved to be a disruptive force as a rookie in 2006... Wide-bodied player, who combines superior lower body strength with good hand placement... Was the only Ravens' rookie to start all 16 games in 2006, netting 51 tackles, 3 PD, 1 sack and 1 INT... Also started 1 postseason contest, collecting 7 tackles.

2006: Named to the *Pro Football Weekly/Professional Football Writers of America All-Rookie team*... Was the only Ravens' rookie to start all 16 regular season games in 2006, netting 51 tackles, 3 PD, 1 sack and 1 INT... Also started 1 postseason contest, collecting 7 tackles... **2006 SEASON HIGHLIGHTS:** Started and had 5 tackles (4 solo) and posted his *1st-career sack* (-3 yards) in the 31-7 win in **game 15 at Pit. (12/24)**... Started and helped hold the NFL's No. 1-rated rushing attack to its lowest total all season (104 yards), posting 4 tackles and 1 QB hit in the 24-10 win in **game 10 vs. Atl. (11/19)**... Had 3 tackles and 1 PD, which led to an Ed Reed INT in the 27-26 victory in **game 9 at Ten. (11/12)**... Started and posted a *career-high 6 tackles* in **game 5 at Den. (10/9)**... Started at DT, posting 2 tackles and did an outstanding job of plugging up the middle, helping the Ravens' defense hold the Browns to just 38 yards rushing in the 15-14 victory in **game 3 at Cle. (9/24)**... *Started his 1st-career NFL game* in the 27-0 victory in the **season opener at TB (9/10)** and posted 1 tackle, 1 PD and his *1st-career INT* off of a LB Bart Scott deflection... Rumbled 60 yards down to the Tampa Bay 9, leading to a FG.

COLLEGE: Entered the draft following an award-filled junior season... *Consensus All-American 1st-team* selection as a junior, and the 1st at Oregon since DB Mel Renfro in 1962... Compiled 151 tackles (83 solo), 24.5 TFL, 10 sacks (-64 yards), 7 PD, 3 FFs and 1 FR in 36 career games (29 starts) at Oregon... Also holds the school record with 7 blocked kicks (3 FGAs, 3 PATs and 1 punt)... Was a finalist for the Outland Trophy (best collegiate interior lineman) and the Bronko Nagurski award (best college defensive player) as a junior... Consensus All-American honors from the *Associated Press, NFL Draft Report, Football Writers Association of America, Walter Camp Football Foundation, Sports Illustrated* and *ESPN.com* as a redshirt junior in 2005... Was also a unanimous *All-Pac 10 Conference 1st-team selection* and was a finalist for the Outland Trophy (nation's best interior lineman) and the Bronko Nagurski award (best college defensive player)... *Named the Pac 10 co-Defensive Player of the Year and was the recipient of the Morris Trophy (Pac 10's top defensive lineman)*... Posted 61 tackles (32 solo), 3 sacks (-20 yards) and 9 TFL... Also had 5 PD, 2 blocked kicks (1 FGA and 1 punt), 1 FF and 1 FR... Although he didn't regain full strength from an '03 knee injury until midway through the season, finished the year with a flurry to earn *2nd-team All-Pac 10 conference* honors as a redshirt sophomore in 2004... Saw action in 11 games, starting 9 and finished as the team's 5th-leading tackler, posting 46 tackles (31 solo), 3.5 sacks (-13 yards) and 8.5 TFL... Also credited with 3.5 sacks (-24 yards), 2 FFs and 2 blocked kicks (1 PAT and 1 FGA)... Suffered a season-ending knee injury in the opening quarter of the season opener at Mississippi State in 2003... *Freshman All-American 1st-team selection*, as well as earning *All-Pac 10 honorable mention* honors in 2002... Named the recipient of the Len Casanova Award as the team's top newcomer... Saw action in 12 games after missing the season opener, and moved into the starting lineup in the season's 5th game... Finished the season 2nd on the DL in tackles with 44 stops (20 solo) with 3.5 sacks (-31 yards) and 7 TFL... Ngata also had 2 PD and blocked 3 kicks (2 PATs and 1

OFF THE FIELD

Haloti participated in the Maryland State Police's annual Polar Bear Plunge in January of 2007. Haloti and Rex Ryan joined others to jump in the Chesapeake Bay to raise funds for the Special Olympics of Maryland.

92 HALOTI NGATA

(FGA)...Finished the year with a season-high 7 tackles against Oregon State...**PERSONAL:** Attended Highland (St. Lake City, UT) HS, starting his last 3 years...Rated as the top defensive player in the nation by *Super Prep* and *PrepStar*, as well as the best interior lineman in the country by Student Sports...Named the 2001 Utah Gatorade Player of the Year, as he recorded over 100 tackles and 30 sacks as a senior...Led his team to the state quarterfinals as a senior, following a 12-2 record and a berth in the State Championship as a junior...Named his team's captain and earned his team's Defensive Lineman of the Year award in 2001 as an offensive guard...Haloti joined teammates at the Ravens Annual Goodwill Gridiron Halloween party to raise money for Goodwill Industries in Oct. 2006...He also participated in the Maryland State Police's annual Polar Bear Plunge in Jan. 2007; he and Rex Ryan joined others to jump into the Chesapeake Bay to raise funds for the Special Olympics of Maryland...Name is pronounced: ha-LOW-tee Na-ta...Haloti married the former Christine Adams in June 2007...Full Name: Etuini Haloti Ngata.

2006 Game-by-Game Tackles

Ravens												
Date/Opp.	TT	Solo	AS	Sacks	FF	FR	INTs	PD				
9/10 @ TB	1	0	1	0-0	0	0	1-60	1				
9/17 vs. Oak.	3	1	2	0-0	0	0	0-0	0				
9/24 @ Cle.	2	0	2	0-0	0	0	0-0	0				
10/1 vs. SD	4	2	2	0-0	0	0	0-0	0				
10/9 @ Den.	6	4	2	0-0	0	0	0-0	0				
10/15 vs. Car.	3	2	1	0-0	0	0	0-0	1				
10/29 @ NO	1	0	1	0-0	0	0	0-0	0				
11/5 vs. Cin.	3	2	1	0-0	0	0	0-0	0				
11/12 @ Ten.	3	2	1	0-0	0	0	0-0	1				
11/19 vs. Atl.	4	3	1	0-0	0	0	0-0	0				
11/26 vs. Pit.	2	2	0	0-0	0	0	0-0	0				
11/30 @ Cin.	3	1	2	0-0	0	0	0-0	0				
12/10 @ KC	5	3	2	0-0	0	0	0-0	0				
12/17 vs. Cle.	3	1	2	0-0	0	0	0-0	0				
12/24 @ Pit.	5	4	1	1-3	0	0	0-0	0				
12/31 vs. Buf.	3	1	2	0-0	0	0	0-0	0				
Totals	51	28	23	1-3	0	0	1-60	3				
Playoffs												
1/13/07 vs. Ind.	7	3	4	0-0	0	0	0-0	0				
Totals	7	3	4	0-0	0	0	0-0	0				



92 HALOTI NGATA

REGULAR SEASON

Year	Team	GP	GS	TACKLES				SK	Yards	INTERCEPTIONS				FUMBLES		
				TT	Solo	Asst				No	Yds	Lg	TDs	PD	FF	FR
2006	Baltimore	16	16	51	28	23	1	3	1	60	60	0	3	0	0	0
Totals		16	16	51	28	23	1	3	1	60	60	0	3	0	0	0

CAREER SINGLE-GAME HIGHS (regular season)

Total Tackles:
6 (10/19/06 at Den.)

Sacks:
1 (12/24/06 at Pit.)

Forced Fumbles:
None

Passes Defensed:
1 3 times (last: 11/12/06 at Ten.)

Solo Tackles:
4 2 times (last: 12/24/06 at Pit.)

INTs:
1 (9/10/06 at TB)

Fumble Recoveries:
None

POSTSEASON

Year	Team	GP	GS	TACKLES				SK	Yards	INTERCEPTIONS				FUMBLES		
				TT	Solo	Asst				No	Yds	Lg	TDs	PD	FF	FR
2006	Baltimore	1	1	7	3	4	0	0	0	0	0	0	0	0	0	0
Totals		1	1	7	3	4	0	0	0	0	0	0	0	0	0	0

92 HALOTI NGATA





75 JONATHAN OGDEN

TACKLE

YEARS IN NFL: 12 **HT:** 6-9 **WT:** 345
COLLEGE: UCLA **HS:** ST. ALBAN'S (WASHINGTON, DC)
BORN: 7/31/74, WASHINGTON, DC
JOINED RAVENS: DRAFT 1A (4TH), 1996
PRO BOWLS (10): 1997-2006

GAMES PLAYED/STARTED: (1996, 16/16); (1997, 16/16); (1998, 13/13); (1999, 16/16); (2000, 15/15); (2001, 16/16); (2002, 16/16); (2003, 16/16); (2004, 12/12); (2005, 16/16); (2006, 14/14)
Total 166/166

Playoffs (2000, 4/4) (2001, 2/2); (2003, 1/1); (2006, 1/1) **Total 8/8**

TRANSACTIONS: Jonathan Ogden signed a re-negotiated contract with the Ravens on 2/28/02...Signed a re-negotiated contract with Baltimore on 8/29/00...Was originally selected by the Ravens with the 4th-overall pick in the 1996 NFL Draft out of UCLA...*Was the 1st player ever chosen by the Ravens*...First of 2 1st-round picks by Baltimore in 1996 (LB Ray Lewis - 26th overall).

PRO: Ten-time Pro Bowler, who has continued to get better each year and sets the standard for offensive linemen in the NFL...Named to his **10th-consecutive Pro Bowl** as a starter on 12/19/06...Earned *Sports Illustrated All-Pro*, *AP 2nd-team All-Pro* and *NFL.Com's All-Pro* honors in 2006...Started 14 games, missing the final 2 with a toe injury in 2006...Anchored a line that protected Ravens QBs, allowed a **franchise-record** 17 sacks, the 2nd-fewest (Ind. -15) in the NFL and posted the **highest completion percentage (62.6%) in team history** in 2006...Also helped pave the way for the Ravens to rush for 1,637 yards and 11 TDs...Earned his **9th-consecutive Pro Bowl** nod in 2005 when he started all 16 games for the 7th time in his prestigious career, helping protect Ravens QBs, allowing them to complete 59.6% of their passes...The Ravens 335 completions were just 3 shy of a franchise mark...Also helped pave the way for the Ravens to rush for 1,605 yards, averaging 3.6 yards per carry...Ogden earned his **8th-consecutive Pro Bowl** nod in 2004, helping pave the way for the Ravens to rush for 2,063 yards, including 1,006 for Jamal Lewis...Jonathan missed 4 games with a hamstring injury...Was named **1st-team All-Pro** by *Football Digest*, **2nd-team All-Pro** by the AP, and **All Conference** by the *Pro Football Writers* in 2004...Earned his **7th-consecutive Pro Bowl** berth in 2003...Also earned **AP 1st-team All-Pro**, *Sports Illustrated All-Pro*, *Pro Football Weekly All-AFC* and **All-NFL**, *Football Digest 1st-team All-Pro* and *The Sporting News All-Pro* honors...Started all 16 regular season games and 1 postseason contest and helped Jamal Lewis set a franchise record with 2,066 rushing yards, the 2nd-most rushing yards in NFL history (Eric Dickerson - 2,105 in 1984)...Ogden earned his **6th consecutive Pro Bowl** nod in 2002...One of only 3 offensive players to start all 16 games in 2002 when he helped pave the way for Jamal Lewis to rank 8th in the league in rushing...Named to the 2002 **AP All-Pro**, *Pro Football Weekly's All-AFC* and **All-NFL teams**, *The Sporting News All-Pro team* and the *Football Digest All-Pro 2nd-team* in 2002...Ogden garnered 2nd-team **All-Pro** honors along with his **Pro Bowl** starting nod in 2001...In 2000, Ogden was named 1st-team **All-Pro** by AP, *Sports Illustrated*, *Sporting News*, *Football Digest*, *USA Today* and *Pro Football Weekly*...Won 2nd-team **All-Pro** honors by AP after the 1998 and 1999 seasons...Also in 1999, he was named to *Football Digest's* 1st-team **All-Pro** team and won *Pro Football Weekly All-AFC* honors...After the 1997 season, he earned **All-Pro** honors from *Sports Illustrated*, *The Sporting News*, *Pro Football Weekly*, *College & Pro Football Weekly*, and *Football Digest*...Also won **All-AFC** accolades from *Football News*...Physically dominating lineman capped a tremendous rookie season (1996) with **All-Pro** selections by *Sports Illustrated* and *Dallas Morning News*...Started 16 games at LG as a rookie in 1996, then made the switch back to his natural LT spot, and has cemented a **starting Pro Bowl berth in each of the last 9 years**...Was the 1st O-lineman selected in the 1996 draft and the 4th player overall (after Keyshawn Johnson by the Jets, Kevin Hardy by the Jaguars and Simeon Rice by the Cardinals).

2006: Named to his **10th-consecutive Pro Bowl** as a starter on 12/19/06...Earned *Sports Illustrated All-Pro*, *AP 2nd-team All-Pro* and *NFL.Com's All-Pro* honors...Started 14 games, missing the final 2 with a toe injury in 2006...Anchored a line that protected Ravens QBs, allowing a **franchise record** 17 sacks, the 2nd-fewest (Ind. - 15) in the NFL and posted the **highest completion percentage (62.6%) in franchise history** in 2006...Also helped pave the way for the Ravens to rush for 1,637

OFF THE FIELD

Hosted a fundraiser and was joined by teammates at an Evening Ringside to benefit the Jonathan Ogden Foundation in October of 2006 and will do so again in November of 2007.

75 JONATHAN OGDEN


yards and 11 TDs...**2006 SEASON HIGHLIGHTS:** Was a game-day inactive (toe) in the 19-7 win in the **season finale vs. Buf. (12/31)** and **game 15 at Pit. (12/24)**...Started at LT and paved the way for the Ravens to average 4.1 yards per carry, rushing for 142 yards, and helped protect Kyle Boller (Steve McNair left the game after the Ravens' 2nd series with a hand injury), allowing Boller to complete 62% of his passes for 238 yards and 2 TDs, including a career-long 77-yard TD strike to WR Demetrius Williams in the 27-17 win in **game 14 vs. Cle. (12/17)**...Started at LT and protected QB Steve McNair, allowing him to throw for 283 yards, 1 TD and no INTs, including a career-long 87-yard TD strike in the 20-10 victory in **game 13 at KC (12/10)**...The O-line also did not allow a sack against the Chiefs...Started at LT and helped pave the way for Jamal Lewis to rush for 91 yards and a career-high-tying 3 TDs and protected Steve McNair, allowing him to post an 89.9 QB rating, completing 70.6% of his passes for 236 yards and no INTs in the 24-10 win in **game 10 vs. Atl. (11/19)**...Started at LT and helped protect Steve McNair, allowing him to complete 61.7% of his passes for 373 yards and 3 TDs in the 27-26 victory in **game 9 at Ten. (11/12)**...Gave McNair the time to complete 66.3% of his passes and post a 97.6 QB rating over a 3-week stretch...Started at LT and helped protect QB Steve McNair on the game's final drive, allowing the Ravens to score a TD with 34 seconds remaining for their 2nd come-from-behind victory in as many weeks, with a 16-13 win in **game 4 vs. SD (10/1)**...Started and helped protect QB Steve McNair, allowing him time to throw for 264 yards, 1 TD and no INTs in the 15-14 victory in **game 3 at Cle. (9/24)**...Started at LT and helped pave the way for the Ravens to rush for 103 yards (and 1 TD) on the ground, and allowed QB Steve McNair time to complete 63% of his passes (17-of-27) for 181 yard and 1 TD in the 27-0 victory in the **season opener at TB (9/10)**...Held DE Simeon Rice without a tackle or sack, as the OL did not allow a sack

(McNair fumbled the ball with no pressure, fell on it, and was touched) and helped the Ravens to scoring drives of 80, 7, 13 and 61 yards against the Bucs.

2005: Named to his 9th consecutive Pro Bowl...Started all 16 games at LT and helped protect Ravens QBs, allowing them to complete 59.6% of their passes...The Ravens 335 completions were just 3 shy of a franchise mark...Also helped pave the way for the Ravens to rush for 1,605 yards, averaging 3.6 yards per carry...**2005 SEASON HIGHLIGHTS:** Helped protect Kyle Boller, allowing him to throw for a season-high 289 yards and 3 TDs, helping him to become the 1st QB to post 110-plus point QB ratings (113.5 vs. Min. and 136.8 vs. GB) in back-to-back games in franchise history in **game 15 vs. Min. (12/25)**...**Started in his 150th career game** and helped protect Boller, who was not sacked, posted a 70.4 completion percentage with 253 yards, 3 TDs and no INTs in the 48-3 victory in **game 14 vs. GB (12/19)**...Also helped pave the way for the Ravens to rush for a season-high 182 yards, including 105 and a TD by Jamal Lewis against the Packers...Started at LT and helped pave the way for Jamal Lewis to rush for 113 yards (4.9 avg.) and QB Kyle Boller to throw for 3 TDs in **game 11 at Cin. (11/27)**...Helped pave the way for the Ravens to rush for 124 yards, averaging 5.2 yards per carry in **game 8 vs. Cin. (11/6)**...Started at LT and helped protect QB Anthony Wright, allowing him to throw for 252 yards, 1 TD and pick up 20 1st downs, including 12 through the air, in **game 7 at Pit. (10/31)**.

2004: Voted to his **8th-consecutive Pro Bowl** following the 2004 season, Ogdén continued as arguably the best and most dominant OL in the NFL...Was also named **1st-team All-Pro** by *Football Digest*, **2nd-team All-Pro** by the AP,

and **All Conference** by the *Pro Football Writers*...Helped pave the way for 2,063 rushing yards...Along with the rest of the OL, helped Jamal



Lewis (who missed 4 games) break the 1,000-yard rushing mark vs. Mia. (1/2/05)...Started 12 games in 2004...Missed the 1st game of the season at Cle., and 3 others in midseason (at Phi., vs. Cle., at NYJ) with a hamstring injury...Had not missed a game since 2000 when he started 15 games (missed at Jax., 10/8 with ankle)...Last 2 games of season, opponents (Pit. and Mia.) did not sack Ravens QB...**2004 SEASON HIGHLIGHTS:** Started at LT and helped pave the way for the Ravens to rush for 190 yards (4.6 ypc) and did not allow a sack for the 2nd-straight game in the 30-23 victory in the **season finale vs. Mia. (1/2/05)**...Started at LT and helped hold the Steelers without a sack in **game 15 at Pit. (12/26)**...Started at LT and helped open holes, allowing the Ravens to rush for 169 yards in **game 13 vs. NYG (12/12)**...Also helped protect Kyle Boller, allowing him to throw for 219 yards and a career-high 4 TDs against the Giants...Started at LT and helped protect Boller, allowing him to complete a career-high 67.6% of his passes for 232 yards, 2 TDs and 0 INTs in the 30-10 win in **game 10 vs. Dal. (11/21)**...Started at LT and helped to protect Boller, allowing him to post 108.5 QB rating (10-of-17 passing for 154 yards, 1 TD and 0 INTs) in **game 4 vs. KC (10/4)**...Started at LT and helped pave the way for the Ravens to rush for 254 yards and 2 rushing TDs, including a franchise-record 10.3 ypc by Jamal Lewis in **game 3 at Cin. (9/26)**...Also protected Boller, allowing him to complete 61.1% of his passes for 126 yards and 1 TD (his 1st of the season) against the Bengals.

2003: Earned his *7th-consecutive Pro Bowl* nomination in 2003...Also earned *AP 1st-team All-Pro* for the 4th time, *Sports Illustrated All-Pro*, *Pro Football Weekly All-AFC*, *All-NFL*, *Football Digest 1st-team All-Pro* and *The Sporting News All-Pro* honors...Started all 16 regular season games and 1 postseason contest and helped Jamal Lewis set a franchise-record with 2,066 rushing yards, the 2nd-most rushing yards in NFL history (Eric Dickerson - 2,105 in 1984)...**2003 SEASON HIGHLIGHTS:** Started at LT, allowing the Ravens to rush for 276 yards, including 205 by Jamal Lewis, in the 35-0 victory in **game 15 at Cle. (12/21)**...Started at LT and helped protect Anthony Wright, allowing him to complete 56% of his passes (14 of 25) and throw 2 TDs in **game 12 vs. SF (11/30)**...O-Line allowed just 1 sack vs. the 49ers...Started at LT and helped protect Anthony Wright, allowing him to throw for a career-high 319 yards and 4 TDs in a spectacular 44-41 OT come-from-behind victory in **game 11 vs. Sea. (11/23)**...Started at LT and helped pave the way for Jamal Lewis to rush for over 100 yards (111) for the 7th time in 9 games in **game 9 at STL (11/9)**...Ogden sealed off the left side of the line in the 2nd quarter, allowing Jamal Lewis to run in the end zone from 2 yards out...On the Ravens' next red zone penetration, Ogden caught his 2nd-career TD pass (1st time 1996 as a rookie) from 1-yard out against the Rams...Started at LT and helped open holes, allowing Jamal Lewis to rush for an NFL record 295 yards and 2 TDs in **game 2 vs. Cle. (9/14)**...Cleared the way for Lewis to average 9.8 yards per carry, and allowed the Ravens to rush for 343 yards as a team.

2002: One of only 3 Ravens offensive players (TE Todd Heap and G Bennie Anderson) to start 16 games in 2002...*Named to his 6th-consecutive Pro Bowl and NFL Alumni Offensive Lineman of the Year*...**2002 SEASON HIGHLIGHTS:** Helped provide great pass protection, allowing QB Jeff Blake to complete 19 of 38 attempts for 316 yards and 2 TDs...Blake's 300-yard outing marked his 1st as a Raven, and the 1st by a Baltimore QB since Elvis Grbac threw for 326 yards at Cin. (9/23/01)...*Started his 100th-career game* at LT in **game 8 at Atl. (11/3)**...Helped provide stellar pass protection for QB Jeff Blake, who started his 1st game as a Raven for injured Chris Redman (back)...The OL allowed only 1 sack in 50 pass attempts and helped Blake to complete 29 passes for 298 yards and 1 TD and to rush for 1 more...Started at LT in 26-21 victory in **game 4 at Cle. (10/6)**...Helped pave the way for the Ravens' offense to rack up 201 rushing yards, including a then-career-high-tying 187 yards for RB Jamal Lewis...Delivered a punishing block to spring Lewis on his then-franchise-record 75-yard run...Also helped provide protection for QB Chris Redman to throw 2 TDs (his 2nd consecutive multi-TD game) and did not allow a sack against the Browns.

2001: Was selected to start in his *5th-consecutive Pro Bowl* and also earned *2nd-team All-Pro* honors, as he started all 16 games in 2001...**2001 SEASON HIGHLIGHTS:** Started at LT in 20-3 **Wild Card win at Mia. (1/13/02)**, as the OL paved the way for 226 rushing yards, the most in team post-season history...Started at LT in 19-3 win in **game 16 vs. Min. (1/7/02)**, as the OL opened holes for a 2001 regular season-high 212 rushing yards...Started at LT in **game 3 at Den. (9/30)**, as the OL did not allow a sack in the 20-13 victory over the Broncos...Started at LT in **game 1 vs. Chi. (9/9)**, and the line did not allow a sack against the Bears.

2000: *First-team AP All-Pro...Pro Bowl starter for the 4th-straight season*...Also earned *1st-team All-Pro* from *Sports Illustrated*, *Sporting News*, *Football Digest*, *USA Today* and *Pro Football Weekly*...Started 15 games in the regular season and 4 playoff games...**2000 SEASON HIGHLIGHTS:** Started at LT in the Ravens' 34-7 **Super Bowl XXXV victory over the NYG (1/28/01)**, helping pave the way for Jamal Lewis' 102 yards...Helped Jamal Lewis to 110 yards rushing and 2

75 JONATHAN OGDEN

TDs in Baltimore's 21-3 **AFC Wild Card victory over Den. (12/31)**...Started 15 of 16 games at LT in the regular season...Made his 75th NFL start in the Ravens' 13-7 win in **game 14 at Ari. (12/17)** and helped pave the way for 177 rushing yards, 126 by Jamal Lewis...Started at LT in the Ravens' 37-0 win in **game 4 vs. Cin. (9/24)**, as the line did not permit a sack...Helped block for 176 rushing yards, converted 12 of 17 3rd down conversions and scored all 7 times inside the red zone.

1999: Started every game at LT, earning his *3rd Pro Bowl* start in a row...Also named *2nd-team All-Pro* by *AP*, *Football Digest's 1st-team All-Pro* and *Pro Football Weekly All-AFC* honors...**1999 SEASON HIGHLIGHTS:** Made 50th NFL start at LT in **game 5 at Ten. (10/10)**, but left the game after re-aggravating a neck injury suffered the week before in Atl. (did not return)...Started at LT in the 19-13 OT win in **game 4 at Atl. (10/3)**...Suffered a blow to the back of his head while scrambling for a loose ball in the 2nd quarter...Doctors took every precaution, as he was carried off on a stretcher and taken to a local Atlanta hospital for X-rays (negative)... Started 48th career game in the 17-10 win in **game 3 vs. Cle. (9/26)**, and helped the running game total 184 yards, including 113 by Erriett Rhett...Started at LT in **game 2 vs. Pit. (9/19)**, helping pave way for a 101-yard rushing day by Rhett... Started in **game 1 at STL. (9/12)** in opener...Suffered a hip bruise attempting to make a tackle on Taje Allen's INT return early in the 2nd quarter and did not return.

1998: *Pro Bowl* starter for *2nd consecutive season*...*AP 2nd-team All-Pro*...Missed the final 3 games of the season with an ankle injury...

1998 SEASON HIGHLIGHTS: *Snapped a 45-game starting streak* (2nd-longest on team) in **game 14 vs. Min. (12/13)** due to the ankle injury...Was replaced by James Atkins...Forced to leave in **game 13 at Ten. (12/6)** with sprains to both ankles, the 1st time he missed extensive action... Played through the injury for as long as he could, as 4 of the starting 5 OLs suffered injuries - Wally

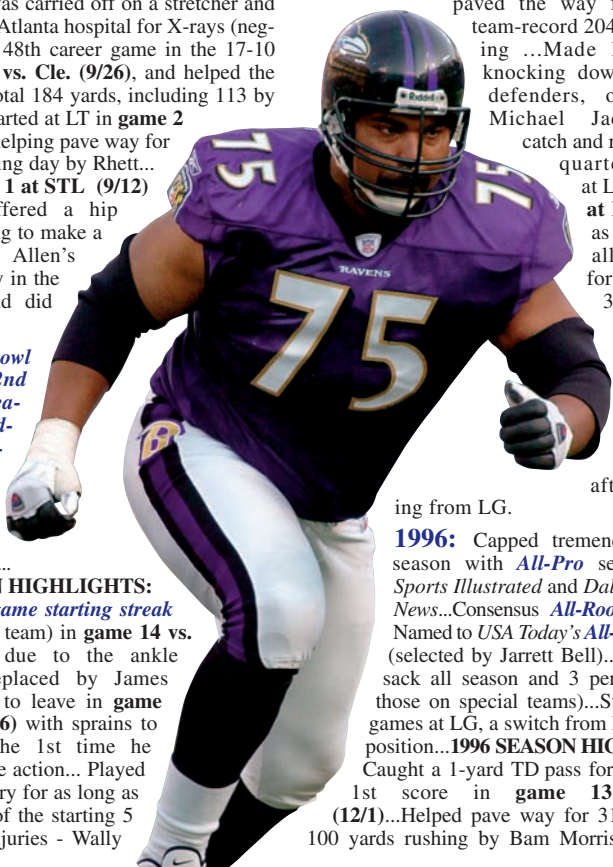
Williams, neck; Jeff Blackshear, abdomen; Orlando Brown, ankle)...Started 44th straight game in 38-31 win in **game 12 vs. Ind. (11/29)**, and helped pave way for RB Priest Holmes 103-yard rushing performance...Line did not permit a sack, as the offense matched a then-franchise record with 38 points, including 25 in the 2nd half...Started at LT in 20-13 win in **game 11 at Cin. (11/22)**, as Holmes rushed for a then-team-record 227 yards and the offense set a team mark with 247 rushing yards and permitted just 1 sack...Started 41st straight game in 13-10 win in **game 9 vs. Oak. (11/8)**...Started at LT in 24-10 win in **game 2 at NYJ (9/13)**, as the line did not permit a sack.

1997: Selected to start in *Pro Bowl* at LT...Won *All-Pro* honors from *Sports Illustrated*, *The Sporting News*, *Pro Football Weekly*, *College & Pro Football Weekly*, and *Football Digest*...Started 16 games at LT (32 straight starts overall: 16 at LG and 16 at LT)...

1997 SEASON HIGHLIGHTS: Started at LT in **game 11 vs. Phi. (11/16)**, as line paved the way for a then-team-record 204 yards rushing...Made key block, knocking down 2 Eagles defenders, on 29-yard Michael Jackson TD catch and run in the 1st quarter...Started at LT in **game 9 at NYJ (11/2)**, as line did not allow a sack for 2nd time in 3 games... Started season opener vs. **J a x . (8/31)**, his *1st NFL start at LT* after switch-

ing from LG.

1996: Capped tremendous rookie season with *All-Pro* selections by *Sports Illustrated* and *Dallas Morning News*...Consensus *All-Rookie* choice... Named to *USA Today's All-Rookie* team (selected by Jarrett Bell)...Permitted 1 sack all season and 3 penalties (1 of those on special teams)...Started all 16 games at LG, a switch from his natural T position...**1996 SEASON HIGHLIGHTS:** Caught a 1-yard TD pass for Baltimore's 1st score in **game 13 vs. Pit. (12/1)**...Helped pave way for 31 points and 100 yards rushing by Bam Morris...Started in



75 JONATHAN OGDEN

game 5 vs. NE (10/6), as offense rolled up 463 yards...*Made NFL debut* in season opener vs. Oak. (9/1) in Ravens 19-14 win.

COLLEGE: Four-year starter at LT for the Bruins...His jersey, number 79, was retired in 1997, only the 8th player in school history to be so honored...Started 23 games at UCLA in his final 2 seasons and allowed just 2 sacks...The 1995 Outland Trophy Award winner was rated as the top player available regardless of position in *Pro Football Weekly's* draft preview issue, as well as "Most Coveted Player"...An outstanding athlete (world-class shot-putter)...Finished 5th in the NCAA indoor shot-put event in both 1995 and 1994...Finished 4th in the NCAA's outdoor championships with a 61' 1-1/2" heave in 1995...Unanimous 1st-team All-America in 1995...Earned 1st-team-All-Pac 10...Was named the Columbus Touchdown Club's Lineman of the Year and won the Morris Trophy as the Pac-10 Conference's Best OL...Co-winner of UCLA's Henry "Red" Sanders Award, given to the team's MVP...Runner-up for the Lombardi Award in 1 of the closest votes in history...Averaged over 13 knockdown blocks per game as he allowed only 1 sack...The Bruins' running game averaged 212.5 yards per game...Started every game at LT as a junior (1994) and allowed only 1 sack all year...All-Pac 10 Conference 1st-team pick...Was a 3rd-team All-America choice by *The Poor Man's Guide to the NFL Draft & College Sports*, adding honorable mention from *United Press International & Football News*...Sophomore 2nd-team All-America selection in 1993 by *Football News* and All-Pac 10 Conference honorable mention, despite missing 4 games with a knee injury suffered vs. Stanford...Freshman All-America 1st-team pick by *Football News* in 1992...Played in every game and started the final 5...Recipient of the John Boncheff, Jr. Memorial Award, given to the team's Rookie of the Year...Became the 1st true freshman since 1973 to start more than 2 games in a season for the Bruins...History major, twice earning Director's Honor Roll honors (3.33 GPA).

PERSONAL: Product of St. Alban's in Washington, DC...Earned 2nd-team All-America honors as a prep senior in 1991...Was named the Washington area's Player of the Year by *USA Today* as a senior...All-League, All-City and *Washington Post* *Player of the Year* in football and All-Washington Metro Area choice in track...One of his biggest athletic thrills was defeating archrival Georgetown Prep by a 34-0 score as a senior...His late father, Shirrel, a Washington, DC investment banker, played for Howard University in the early 1970s...His mother, Cassandra, is the executive director of the Council on Legal Education Opportunity (CLEO), a nonprofit organization that provides pre-law recruitment, counseling, placement assistance and training to increase the number of qualified minority students in law schools...Ogden has made financial contributions to CLEO...Cassandra founded the NFL Mother's Association...Established the *Jonathan Ogden Foundation*, which helps Baltimore HS students achieve their full potential through athletics and education...Has invited over 150 high school students to games each of the last eight seasons as part of Jonathan's sponsorship of these schools...Held a "Chat with the Youth" session at the Seventh Baptist Church in Baltimore...Established "The Ogden Club" at a number of Baltimore HS, a service foundation that gets HS students involved in school and community projects..."The Ogden Club" also hires tutors to work with Baltimore city HS athletes; in turn, they tutor grade schoolers...Was the Ravens' United Way spokesman in 1998...Addressed United Way volunteers to show appreciation for their involvement...Is on the National Board of Trustees of the Urban League...Has been the Honorary Chairman for a Beacon Institute fundraiser (fulfilling elderly housing needs) for the last 6 years...Co-hosted a function for the Pediatric Diabetes Center at UMMS...Was a participant in the "Read With the Ravens" program...Participated in ribbon cutting for Ravens/NFL Grassroots Program, which provided \$100,000 to Patterson Park's Utz Field in July 2002...Participated in the Chunky Soup Weigh-In to provide funds for the Maryland Food Bank...Annually supports Patterson HS by providing an academic tutor for the student athletes...Lives in Las Vegas in the offseason where he hosted the 6th Annual Jonathan Ogden Charity Golf Outing in June 2007...Hosted the Patterson HS "Play it Smart" Academy at the Ravens training facility for a holiday party 2004-06...Participated in the Ravens ACT Auction party that benefits the Ravens All Community Team Foundation and all of the player foundations in Dec. 2004, 2005 and '06...One of 2 children; Jonathan's brother, Marques, was drafted by Jaguars (D6, 193rd overall) in 2003 and spent time on the Ravens practice squad in 2004-05...Marques went to training camp with the Titans in '07...Jonathan was a personal shopper at the 2nd Annual Holiday Helpers where teammates provided \$150 gift certificates for underprivileged children in the Baltimore area in Dec. 2006...Hosted a professional boxing event and was joined by teammates at an Evening Ringside to benefit the Jonathan Ogden Foundation in Oct. 2006...His 2nd annual boxing charity event will be held on Nov. 1, 2007...Jonathan and his wife, Kema, have a son, Jayden, born 2/4/05...Full name: Jonathan Phillip Ogden.



25 EVAN OGLESBY

CORNERBACK

YEARS IN NFL: 3

HT: 5-10

WT: 185

COLLEGE: NORTH ALABAMA

HS: STEPHENS COUNTY (TOCCOA, GA)

BORN: 12/18/81, TOCCOA, GA

JOINED RAVENS: FREE AGENT, 2005

GAMES PLAYED/STARTED: (2005, 3/0); (2006, 16/0) **Total 19/0**

Playoffs (2006, 1/0) **Total 1/0**

TRANSACTIONS: Evan Oglesby was signed to the Baltimore Ravens' active roster from their practice squad on 12/5/05...Signed to the Ravens' practice squad off the Buffalo Bills practice squad on 12/5/05...Signed to the Buffalo Bills' practice squad on 11/16/05...Practice squad contract terminated by the Bills on 11/9/05...Signed to the Bills practice squad on 11/2/05...Practice squad contract terminated by the Bills on 10/26/05...Signed to the Bills' practice squad on 10/19/05...Practice squad contract terminated by the Bills on 10/12/05...Signed to the Bills' practice squad on 9/5/05...Waived by the Bills on 9/3/05...Originally signed by the Bills as a rookie free agent on 4/29/05.

PRO: Speedy CB who keeps improving...Gives the Ravens solid depth in their defensive backfield and has a big presence on special teams...Also has KO and punt return ability...Saw action in a **career-high 16 games**, netting a **career-high 9 tackles** and 2 PD from scrimmage with the Ravens in **2006**...Also finished 3rd on the team with a **career-high 17 special teams tackles**...Also has KO and punt return ability...Saw action in 3 games with the Ravens in **2005**, posting 2 special teams tackles.

2006: Saw action in a **career-high 16 games**, netting a **career-high 9 tackles** and 2 PD from scrimmage...Finished 3rd on the team with a **career-high 17 special teams tackles**...Also saw action in the Ravens postseason contest...**2006 SEASON HIGHLIGHTS:**

Subbed and had 3 tackles, including 2 solo from scrimmage and 1 special teams tackle in the 27-17 win in **game 14 vs. Cle. (12/17)**...Tied for the team lead (Gary Stills) with 3 special teams tackles, also downed a punt on the Tennessee 2-yard line in the 27-26 victory in **game 9 at Ten. (11/12)**...Tied for the team lead (Gary Stills) with 3 special teams tackles, including 2 solo in the 35-22 victory in **game 7 at NO (10/29)**...Netted 1 tackle from scrimmage and played on special teams in **game 6 vs. Car. (10/15)**...Saw extended action from scrimmage after CB Samari Rolle injured his foot and responded with 3 solo tackles and 2 PD, 1 of which led to a LB Adalius Thomas INT in the 28-6 victory in **game 2 vs. Oak. (9/17)**...Oglesby also had 1 special teams tackle against the Raiders.

2005: Saw action in 3 games with the Ravens in 2005, posting 2 special teams tackles...**2005 SEASON HIGHLIGHTS:** Saw action in the **season finale at Cle. (1/1/06)** and posted a special teams tackle...Saw action, but did not record a tackle in **game 15 vs. Min. (12/25)**...Played on special teams, recording a tackle in **game 14 vs. GB (12/19)**...Was signed to the Ravens active roster from their practice squad on 12/5.

COLLEGE: A 4-year letterman and starter in the secondary at North Alabama, Oglesby ended a successful college career by being chosen to participate in the Cactus Bowl All-Star Game as a senior...He had 24 solo tackles, and 21 assisted tackles for a total of 45 tackles in his final season at North Alabama...Also had 1 INT, 1 blocked kick, and 11 PD...Played in 9 games and finished 5th on the team with 45 tackles (24 solo) as a senior in 2004...He added 1 TFL, 1 INT and 11 PD...Also blocked 1 kick...Selected 2nd-team All Southeast Region...Selected 1st-team All-Gulf South Conference, 1st-team *Football Gazette* All-South Region, 1st-team *Football Gazette* All-American and honorable mention *D2Football.com* All-American as a junior in 2003...Finished as the Lions' 4th leading tackler with 66 total stops...Had 49 solo tackles and 17 assists, 2 TFL, 7 INTs returned for 40 yards, 15 PD, 1 FR and 1 FF...He returned 2 of his INTs for TDs - 1 for 20 yards at Arkansas Tech and another for 20 yards at West Georgia...Three of his INTs came in the playoffs, with 1 against Southern Arkansas and 2 against Carson-Newman...Ranked 2nd in the GSC in INTs and 2nd in PD...Played in 10 games with 7 starts as a sophomore...Recorded 56 tackles (27 solo) and had 4 TFL; Also had 1 INT...Carried the ball 1 time for 36 yards and returned 1 punt...Played in and started 10 games for the Lions as a freshman...Recorded 57 tackles (32 solo)...Had 4 TFL...Also had 2 FFs, returned 4 INTs for 40 yards, and blocked 1 kick...Also had 1 rushing attempt for 36 yards on the season...Ranked 3rd in the Gulf South Conference in INTs with 4...Also ranked 2nd in the GSC in KORs with 13 for 335 yards and a 25.8 average...**PERSONAL:** Played at Stephens County (Toccoa, GA) HS...Was selected for the Fabulous 15 Award and was honorable mention All-State...Also earned Captain Award, and MVP

OFF THE FIELD

Evan served lunch at Health Care for the Homeless with teammates Brian Rimpf and Daniel Wilcox in March of 2007.



25 EVAN OGLESBY


honors...Blocked 24 kicks during his career and once caught 3 TD passes in a game...Was an Honor Roll student for 3 years and also lettered in basketball...Evan participated in Sandtown, MD Habitat for Humanity, refurbishing houses for families in Sept. 2006...Was a personal shopper at the 2nd Annual Holiday Helpers where teammates provided \$150 gift certificates for underprivileged children in the Baltimore area in Dec. 2006...Served lunch at Health Care for the Homeless with teammates Brian Rimpf and Daniel Wilcox in March 2007...Also attended teammate Daniel Wilcox's miniature golf tournament (all proceeds benefited Wilcox's foundation) in May 2007...Full name: Evan Oglesby.

2006

Game-by-Game Tackles

Ravens

Date/Opp.	TT	Solo	AS	Sacks	FF	FR	INTs	PD
9/10 @ TB		SAW ACTION ON SPECIAL TEAMS						
9/17 vs. Oak.	3	3	0	0-0	0	0	0-0	2
9/24 @ Cle.		SAW ACTION ON SPECIAL TEAMS						
10/1 vs. SD		SAW ACTION ON SPECIAL TEAMS						
10/9 @ Den.		SAW ACTION ON SPECIAL TEAMS						
10/15 vs. Car.	1	1	0	0-0	0	0	0-0	0
10/29 @ NO	0	0	0	0-0	0	0	0-0	0
11/5 vs. Cin.		SAW ACTION ON SPECIAL TEAMS						
11/12 @ Ten.		SAW ACTION ON SPECIAL TEAMS						
11/19 vs. Atl.		SAW ACTION ON SPECIAL TEAMS						
11/26 vs. Pit.	1	1	0	0-0	0	0	0-0	0
11/30 @ Cin.		SAW ACTION ON SPECIAL TEAMS						
12/10 @ KC		SAW ACTION ON SPECIAL TEAMS						
12/17 vs. Cle.	3	2	1	0-0	0	0	0-0	0
12/24 @ Pit.	1	1	0	0-0	0	0	0-0	0
12/31 vs. Buf.		SAW ACTION ON SPECIAL TEAMS						
Totals	9	8	1	0-0	0	0	0-0	2
Playoffs								
1/13 Ind.		SAW ACTION ON SPECIAL TEAMS						
Totals	0	0	0	0-0	0	0	0-0	0



25 EVAN OGLESBY

REGULAR SEASON

Year	Team	GP	GS	TACKLES				SK	Yards	INTERCEPTIONS					FUMBLES		
				TT	Solo	Asst	Yards			No	Yds	Lg	TDs	PD	FF	FR	Yds
2006	Baltimore	16	0	9	8	1	0	0	0	0	0	0	0	2	0	0	0
Totals		16	0	9	8	1	0	0	0	0	0	0	0	2	0	0	0

Special Teams Tackles (19): 2005 (2); 2006 (17)

CAREER SINGLE-GAME HIGHS (regular season)

Total Tackles:

3 2 times (last: 12/17/06 vs. Cle.)

Sacks:

None

Forced Fumbles:

None

Passes Defended:

2 (9/17/06 vs. Oak.)

Solo Tackles:

3 (9/17/06 vs. Oak.)

INTs:

None

Fumble Recoveries:

None

POSTSEASON

Year	Team	GP	GS	TACKLES				SK	Yards	INTERCEPTIONS					FUMBLES		
				TT	Solo	Asst	Yards			No	Yds	Lg	TDs	PD	FF	FR	Yds
2006	Baltimore	1	0	0	0	0	0	0	0	0	0	0	0	0	0	0	0
Totals		1	0	0	0	0	0	0	0	0	0	0	0	0	0	0	0

25 EVAN OGLESBY



24 DAVID PITTMAN

CORNERBACK

YEARS IN NFL: 2

HT: 5-11

WT: 182

COLLEGE: NORTHWESTERN STATE

HS: LUTCHER (GRAMERCY, LA)

BORN: 10/14/83, GRAMERCY, LA

JOINED RAVENS: DRAFT 3 (87TH), 2006

GAMES PLAYED/STARTED: (2006, 0/0) Total 0/0

TRANSACTIONS: David Pittman was selected 87th overall in the 3rd round of the 2006 NFL Draft...The pick was acquired in a draft-day trade with the New York Giants...The Ravens traded their 44th-overall selection for the Giants' 56th- and 87th-overall picks.

PRO: Speedy and fluid athlete with good instincts...Will play an increased roll in 2007, adding depth in the defensive backfield as well as on special teams...Made the Ravens' active roster as a rookie, but was a game day inactive for all 16 games.

2006: Was a game day inactive for all 16 regular season games and the team's postseason contest as a rookie.

COLLEGE: Pittman had 4 defensive TDs (3 INT returns and 1 blocked FGA return) and also blocked 2 kicks in his college career...He played in 43 career games, tallying 147 total tackles (108 solo), 11 INTs, 26 PD, 2 FFs and 2 FRs...Named *1st-team I-AA All-American* by the Sports XChange...A *Sports Network* preseason All-America honoree...Was an *All-Southland Conference 1st-team* and *All-Louisiana 1st-team selection*...Pittman shut down some of the top wideouts in I-AA, including 2 preseason All-Americans...Played in 10 games (7 starts), totaling 36 tackles, an INT, a FF and 9 PD as a senior in 2005...Was an *All-Southland Conference 1st-team selection* as a junior in 2004...Named All-Louisiana 2nd-team...Limited to 8 games (2 starts) due to injury, but still led the Demons in INTs with 5 (136 yards), including a 57-yard INT return for a TD in win at Stephen F. Austin, and was 2nd on the team in PD with 10...Totaled 28 tackles (21 solo)...All-SLC 2nd-team as a sophomore...Played in all 12 games, starting 1...Led the Demons with 4 INTs, returning them for 118 yards, including a 69-yard TD on the final play of the 1st half against Southeastern Louisiana...The pick was 1 of a Division I-AA-record 4 INT returns for TDs by the Demons against SLU in a 87-27 blowout...Pittman later scored another TD on a 62-yard return of a blocked 3rd-quarter FGA...Earned SLC Defensive Player of the Week honors for his performance...His 55 tackles ranked 6th on the team...Recovered 2 fumbles...Played in 12 games (1 start) as a redshirt freshman...Had a 41-yard INT return for a TD and 6 PD in his rookie campaign...His TD came against SW Texas to open a 23-7 lead in a 40-27 win...Tallied 4 tackles vs. Elon in a 47-20 win and 4 more in the win at Nicholls State...Redshirted as a freshman in 2001...Steady and smooth, Pittman was a 4-year starter as a cover corner for Northwestern State, helping the Demons to a 28-19 overall record, 2 I-AA playoff berths and the 2004 Southland Conference championship...*Was the only Division I-AA DB to receive an invitation to the Senior Bowl.*

PERSONAL: Pittman was an All-District selection at Lutchter (LA) HS...*David has 4 cousins who have played college sports: current LSU DE Kirsten Pittman, former Florida DT Thomas Pittman, former Southern Mississippi WR Kenneth Johnson and former Southern baseball player Damian Ursine...DT Thomas Pittman played in the NFL for the Cleveland Browns (2003), while WR Kenneth Johnson played for the Bossier/Shreveport Battlegrounds in the Arena Football League, and Damian Ursine is currently playing in the Cincinnati Reds' minor league system...*Pittman was a 2-sport star at Northwestern State, competing in track and field from 2002-04...Earned his business administration degree...Pittman was a personal shopper at the 2nd Annual Holiday Helpers where teammates Derrick Mason, Samari Rolle and Kyle Boller provided \$150 gift certificates and helped underprivileged children in the Baltimore area shop for holiday gifts for themselves and their families in December of 2006...David also helped serve Thanksgiving meals to homeless men at Bart Scott's Thanksgiving event at the Helping Up Mission in November of 2006...Was active with Living Classrooms, visiting students in the program...Nickname is "Pitt"...Full name: David Earl Pittman.

OFF THE FIELD

Pittman was a personal shopper at the 2nd Annual Holiday Helpers shopping spree in December of 2006, where teammates provided \$150 gift certificates to help underprivileged children in the Baltimore area shop for holiday gifts for themselves and their families.





27 RONNIE PRUDE

CORNERBACK

YEARS IN NFL: 2

HT: 5-11

WT: 178

COLLEGE: LOUISIANA ST.

HS: FAIR PARK (SHREVEPORT, LA)

BORN: 6/4/82, SHREVEPORT, LA

JOINED RAVENS: ROOKIE FREE AGENT, 2006

GAMES PLAYED/STARTED: (2006, 15/0) **Total 15/0**

TRANSACTIONS: Ronnie Prude signed with the Ravens as a rookie free agent on 5/12/06.

PRO: Aggressive and fluid athlete who quickly developed into a valuable addition to the team after signing with Baltimore as a rookie free agent in 2006...Saw action in 15 regular season games as a rookie and recorded 4 tackles, 5 PD and 2 INTs (1 of which he returned for a TD) from scrimmage...Also netted 6 special teams tackles.

2006: Saw action in 15 games after making the team as a rookie free agent...Recorded 4 tackles, 5 PD and 2 INTs (one of which he returned for a TD) from scrimmage...Also netted 6 special teams tackles...**2006 SEASON HIGHLIGHTS:** Saw action from scrimmage, posting a PD in the 31-7 win in **game 15 at Pit. (12/24)**...Posted 2 solo tackles (1st tackle of his career) and had a PD on 4th down to stop a Cincinnati drive with 1 minute remaining in the game in the 26-20 win **vs. Cin. (11/5)**...Saw action from scrimmage and had 2 PD and 1 INT, which he returned for his **1st-career TD** (12 yards) in the 35-22 victory in **game 7 at NO (10/29)**...Along with teammate S Dawan Landry, the duo became the 1st pair of rookie teammates to return INTs for a TD in the same game since 1964 (when Houston's Pete Jaques and Benny Nelson did it against Oakland on 9/19/64)... Downed a crucial punt on the 2-yard line (against the New Orleans Saints), which resulted in an INT for a TD 1 play later...Prude also had 1 special teams tackle against the Saints... Played on special teams, recording 1 tackle in **game 6 vs. Car. (10/15)**...Recorded his **1st-career INT**, which he returned 54 yards to seal the 28-6 victory in **game 2 vs. Oak. (9/17)**...Prude also had 1 solo ST tackle against the Raiders.

OFF THE FIELD

Prude addressed 5th grade students at a Bellews Elementary Career Day in May of 2007.

COLLEGE: Prude finished his career with 52 games, starting 21, including all 13 games as a senior in 2005...Finished his career with 114 tackles (6.5 TFL) and 3 INTS...Saw action as a part-time starter in 2003 and 2004...Graduated in August of 2005 with a degree in communications studies to earn an extra year of eligibility lost when he didn't qualify academically as an incoming freshman...Started a career-high 13 games in 2005...Led team and ranked among the SEC leaders with 11 PD as a senior...Finished with 54 tackles, 41 solo...Intercepted a pass in a win over Mississippi State...Had 2 tackles and single-game career-high 4 PD in win over Vanderbilt...Posted 6 tackles and 1 sack (-3 yards) against Arkansas... Forced 1 fumble to go with 6 tackles in win over Appalachian State...Played in all 12 games with 3 starts as a junior in 2004...Had 28 tackles, 21 solo...Intercepted his 1st pass of the season and returned it 27 yards in the 4th quarter against Arkansas...Totaled 3 tackles for 8 yards in losses and added 1 sack for a -5 yards...Sack came against Mississippi State...Had season-best 4 tackles, including 1 TFL (-1 yards), against Florida...Added 4 tackles against Iowa in the Capital One Bowl...Played in all 14 games with 5 starts as a sophomore in 2003...Also started vs. Florida...Served in a backup role in the secondary from the Florida game on...Recorded 23 tackles and broke up 8 passes...Had 1st-career INT vs. Arizona...Had season highs of 5 tackles vs. Western Illinois and Louisiana Tech...Backup in the Tiger secondary...Also played on LSU's coverage teams...In 2002, played in all 13 games with no starts as a freshman...Had 9 tackles, all on special teams...Sat out the 2001 season while gaining academic eligibility...Practiced with the team, but was not able to participate in games.

PERSONAL: Prepped at Fair Park (Shreveport, LA) HS...Passed for 1,412 yards and 10 TDs and rushed for another 917 yards and 9 TDs as a QB his senior season...For his career, threw for 3,637 yards and 36 TDs and rushed for 1,958 yards and 24 TDs...Named to the *Baton Rouge Advocate's* Super Dozen, the *Shreveport Times* Top 20 and the *New Orleans Times-Picayune's* Top 16 Blue Chip list for Louisiana...Named 1st-team 1-5A All-District and 1st-team All-City...**Cousin is former Minnesota Vikings standout WR Anthony Carter**...Prude earned his degree in communications from LSU and aspires to be a sports broadcaster...He helped serve Thanksgiving meals to homeless men at Bart Scott's Thanksgiving event at the Helping Up Mission in November of 2006...Also visited the Caring Hands Adult Medical Day Care in November of 2006...Prude spoke to 5th grade students at a Bellews Elementary Career day in May of 2007...Full name: Ronnie Edward Prude, Jr.

27 RONNIE PRUDE

2006

Game-by-Game Tackles

Ravens

Date/Opp.	TT	Solo	AS	Sacks	FF	FR	INTs	PD
9/10 @ TB	SAW ACTION ON SPECIAL TEAMS							
9/17 vs. Oak.	0	0	0	0-0	0	0	1-54	1
9/24 @ Cle.	SAW ACTION ON SPECIAL TEAMS							
10/1 vs. SD	SAW ACTION ON SPECIAL TEAMS							
10/9 @ Den.	SAW ACTION ON SPECIAL TEAMS							
10/15 vs. Car.	SAW ACTION ON SPECIAL TEAMS							
10/29 @ NO	0	0	0	0-0	0	0	1-121	2
11/5 vs. Cin.	2	2	0	0-0	0	0	0-0	1
11/12 @ Ten.	1	1	0	0-0	0	0	0-0	0
11/19 vs. Atl.	0	0	0	0-0	0	0	0-0	0
11/26 vs. Pit.	0	0	0	0-0	0	0	0-0	0
11/30 @ Cin.	SAW ACTION ON SPECIAL TEAMS							
12/10 @ KC	DID NOT PLAY							
12/17 vs. Cle.	1	1	0	0-0	0	0	0-0	0
12/24 @ Pit.	0	0	0	0-0	0	0	0-0	1
12/31 vs. Buf.	0	0	0	0-0	0	0	0-0	0
Totals	4	4	0	0-0	0	0	2-66	5
Playoffs								
1/13/07 vs. Ind.	DID NOT PLAY							
Totals	0	0	0	0-0	0	0	0-0	0



REGULAR SEASON

Year	Team	GP	GS	TACKLES				Yards	INTERCEPTIONS				FUMBLES			
				TT	Solo	Asst	SK		No	Yds	Lg	TDs	PD	FF	FR	Yds
2006	Baltimore	15	0	4	4	0	0	0	2	66	54	1	5	0	0	0
Totals		15	0	4	4	0	0	0	2	66	54	1	5	0	0	0

SPECIAL TEAMS TACKLES (6): 2006 (6)

CAREER SINGLE-GAME HIGHS (regular season)

Total Tackles:

2 (11/5/06 vs. Cin.)

Sacks:

None

Forced Fumbles:

None

Passes Defensed:

2 (10/29/06 at NO)

Solo Tackles:

2 (11/5/06 vs. Cin.)

INTs:

1 2 times (last: 10/29/06 at NO)

Fumble Recoveries:

None

27 RONNIE PRUDE

TOP TURNOVER MARGIN

Baltimore dominated the turnover battle, earning a +17 ratio. Producing the NFL's 2nd-most takeaways (40, while Chicago was tops with 44). The Ravens only gave up the ball 23 times. Baltimore finished an NFL 1st in turnover ratio for the 2nd time in team history (+23 posted during 2000 is a team best).

NFL / TAKEAWAYS, GIVEAWAYS

2006 Season

TEAM	TAKEAWAYS			GIVEAWAYS			NET
	INT	FUM	TOTAL	INT	FUM	TOTAL	
1. Baltimore	28	12	40	14	9	23	+17
2. St. Louis	17	15	32	8	10	18	+14
3. San Diego	16	12	28	9	6	15	+13
4. New England	22	13	35	12	15	27	+8
5. Chicago	24	20	44	22	14	36	+8





90 TREVOR PRYCE

DEFENSIVE END/TACKLE

YEARS IN NFL: 11

HT: 6-5

WT: 286

COLLEGE: CLEMSON HS: LAKE HOWELL (WINTER PARK, FL)

BORN: 8/3/75, BROOKLYN, NY

JOINED RAVENS: FREE AGENT, 2006

PRO BOWLS (4): 1999-2002

GAMES PLAYED/STARTED: (1997, 8/3); (1998, 16/15); (1999, 15/15); (2000, 16/16); (2001, 16/16); (2002, 16/16); (2003, 16/16); (2004, 2/1); (2005, 16/16); (2006, 16/16) **Total 137/130**

Playoffs: (1997, 4/0); (1998, 3/2); (2000, 1/1); (2003, 1/1); (2004, 0/0); (2005, 2/2); (2006, 1/1) **Total 12/7**

TRANSACTIONS: Signed with the Baltimore Ravens as a free agent on 3/14/06...Originally drafted by the Denver Broncos in the 1st round (28th overall) of the 1997 draft.

PRO: Four-time Pro Bowl and 2-time All-Pro selection who has played in 137 games, starting 130 in 10 NFL seasons...Has not missed a game in 6 of the last 7 seasons...One of the most physically imposing and disruptive players in the game who can play both DT and DE...Earned *Sports Illustrated All-Pro honors* and was named to *USA Today's All-Joe Team* (players who are critical to their team, but not Pro Bowlers) in his 1st season with Baltimore in 2006...Started all 16 games, posting a **career-high 73 tackles** (49 solo) and led the team with a **career-high 13 sacks** (3rd-highest single-season total in Ravens history) for -113.5 yards; also produced 3 PD, 2 FFs and a blocked FGA...Pryce led the team with 73 QB hits in 2006, with the next ranked Ravens player, Terrell Suggs, at 45...Also saw action in the Ravens' postseason contest, posting 2 tackles and 5 QB hits against the Colts...Finished his career with the Broncos tied for 5th on their all-time sack list with 64.5 (-416 yards)...Started all 16 games and posted 41 tackles (35 solo), a share of the team lead with 4 sacks (-22 yards), 1 PD and blocked a FGA against Washington to contribute to the league's 2nd-best rush defense in 2005...Saw action in just 2 games, starting 1 due to a lower back injury in 2004...After starting the season opener, he missed 14 consecutive games recovering from 9/22/04 surgery to relieve a herniated disc in his lower back...Posted 2 solo tackles and a PD in limited action...Started all 16 regular-season games and recorded 51 tackles (41 solo) with 8.5 sacks (-58.5 yards), 2 FFs and 1 FR in 2003...Was voted defensive captain by his teammates...In 2002, was voted to his **4th consecutive Pro Bowl** as a starter...Started all 16 games at left DE and posted 61 tackles (51 solo), including a team-leading 9 sacks (-68 yards), which tied for 7th in the AFC, as well as 1 PD, 1 FF and 1 FR...Pryce had a sack in each of the Broncos' 1st 3 games...**Voted to his 3rd consecutive Pro Bowl** as a starter in 2001 and earned **2nd-team All-NFL** honors from the *Associated Press* and *College & Pro Football Newsweekly*, and **All-AFC honors** from *Football News*...Started all 16 games at RDT and posted 55 tackles (42 solo), including a tie for the team lead with 7 sacks (-50 yards) while adding 3 PD and 2 FFs...In 2000, Pryce was **voted to his 2nd consecutive Pro Bowl** as a starter and earned **2nd-team All Pro** honors from *College & Pro Football Newsweekly* and **All-AFC** nods from *Pro Football Weekly* and *Football News*...Started at RDT for the Broncos in all 16 regular season games and posted 44 tackles (36 solo), including a team-leading 12 sacks (-76.5 yards) as well as 2 FFs and 1 FR (at Oak. 9/17) that he returned 28 yards for his **1st-career TD**...Pryce ranked 5th in the AFC (T-9th in NFL) and was No. 1 among DTs (No. 3 in NFL) in sacks...Earned his **1st Pro Bowl as a starter** and named **1st-team All-NFL** by the *Associated Press*, *Sports Illustrated* and *College & Pro Football Newsweekly*; **2nd-team All-NFL** by *Football Digest* and **All-AFC** by *Pro Football Weekly* in 1999...Started at RDT in 15 games and ranked 8th on the Broncos (tops on the DL) with 50 tackles (36 solo), including a team-leading and **career-high 13 sacks** (-75 yards), as well as 1 INT, 3 FFs and 1 FR in 1999...Ranked 2nd in the AFC (5th in NFL) in sacks and posted more than any other DT in the league...His 13 sacks tied for 5th on Denver's all-time single-season list and were the most by a Bronco since Alfred Williams notched 13 in 1996...Started at RDT in 15 of 16 regular season games in 1998...Ranked 7th on the team (No. 1 on the DL) with 59 tackles (48 solo), including a then-career-high 8.5 sacks (56.5 yds.) to tie for the team lead and tie for 10th in the AFC...Played the final 8 games of the regular season as a rookie (1998) and started 3 at RDT in place of Maa Tanuvasa (ankle)...Finished his 1st NFL season with 28 tackles (20 solo), including 2 sacks in 1997.

2006: (with Baltimore) Earned *Sports Illustrated All-Pro honors* and was named to *USA Today's All-Joe Team* (players who are crucial to their team, but not Pro Bowlers)...Started all 16 games, posting a **career-high 73 tackles** (49 solo) and led the team with a **career-high 13 sacks** (3rd-highest single-season total in team history) for -113.5 yards; also produced 3 PD, 2 FFs and a blocked FGA...Pryce led the team with 73 QB hits in 2006, with the next ranked player, Terrell Suggs, at 45...Also saw action in the Ravens' postseason contest, posting 2 tackles and 5 QB hits against the Colts...**2006 SEASON HIGHLIGHTS:** Started and tied for the D-line lead (Kelly Gregg) with 5

90 TREVOR PRYCE

tackles, including 2 sacks (-17 yards), 1 FF and had 6 QB hits in the 27-17 win in **game 14 vs. Cle. (12/17)**...Started and supplied a dominating performance, leading the DL with a **career-high 10 tackles** (7 solo), 1.5 sacks (-14 yards) and 5 QB hits in the 20-10 victory in **game 13 at KC (12/10)**...Continued a torrid month, applying constant pressure on Steelers QB Ben Roethlisberger, posting 5 tackles and 2 sacks (part of the Ravens' record-tying 9 sacks) and a team-high 6 QB hits in the 27-0 win in **game 11 vs. Pit. (11/26)**...Started and posted 5 tackles (4 solo) and 2 sacks (-23 yards) and 4 QB hits, helping to hold the NFL's No. 1-rated rushing attack to its lowest total all season (104 yards) in the 24-10 win in **game 10 vs. Atl. (11/19)**...Netted 3 tackles, 4 QB hits, 1 PD and blocked a Tennessee game-winning FG attempt (earning **AFC Special Teams Player of the Week** honors) in the 27-26 victory in **game 9 at Ten. (11/12)**...Started and tied for the DL lead with 8 tackles (5 solo) and 3 QB hits in the 16-13 win in **game 4 vs. SD (10/1)**...Pressured QB Charlie Frye all game, leading the D-line with 7 tackles (5 solo), 6 QB hits and had 1.5 sacks (-12.5 yards), to help the Ravens' defense hold the Browns to just 38 yards rushing in the 15-14 victory in **game 3 at Cle. (9/24)**.

2005: (with Denver) Started all 16 games and made 41 tackles (35 solo), a share of the team lead with 4 sacks (-22 yards), contributing to the league's 2nd-best rush defense; also had 1 PD and blocked a 38-yard FGA against Washington...**2005 SEASON HIGHLIGHTS:** Made 2 solo tackles, including a 5-yard sack of Drew Brees in the **season finale at SD (12/31)**...Recorded 4 tackles (3 solo), including a sack (-3 yards) on Thanksgiving in **game 11 at Dal. (11/24)**...Started on a DL that limited the Jets to 13 offensive plays in the 1st half, including just 2 in the 2nd quarter and contributing to the Broncos' 1st shutout since 11/9/97 in **game 10 vs. NYJ (11/20)**...He also contributed to limiting the Jets to 22 rushing yards, including holding Curtis Martin to 7 rushing yards...Led the DL with 6 solo tackles, including a sack (-11 yards) and a FF when he came around the end and swatted the ball out of Kerry Collins' grasp, but the Raiders recovered it in **game 9 at Oak. (11/13)**...Contributed 2 solo tackles and blocked a 38-yard FGA in **game 5 vs. Was. (10/9)**.

2004: (with Denver) Saw action in just 2 games, starting 1 due to a lower back injury...After starting the season opener, Pryce missed 14 consecutive games recovering from surgery (9/22) to relieve a herniated disc in his lower back...Posted 2 solo tackles and a PD in limited action...**2004 SEASON HIGHLIGHTS:** Returned to the field for the 1st time in over 3 months in **game 16 vs. Ind. (1/2/05)** and made 1 tackle while playing mostly at DT...Pryce, who made 1 tackle in the 1st quarter against the Colts, was forced out of the game in the 2nd half with lower back pain...Recorded a start at RDT in the Broncos' **season opener vs. KC (9/12)**, moving inside to replace Luther Elliss, who was inactive with a right shoulder injury...Despite missing parts of the game against the Chiefs with back pain, he totaled 1 tackle and a PD...Pryce missed the Broncos' next 14 games while recovering from surgery of his herniated disc...When he missed Denver's game at Jax. (9/19), it marked the 1st game missed since 12/25/99, when he did not play at Detroit.

2003: (with Denver) Started all 16 regular season games and recorded 51 tackles (41 solo) with 8.5 sacks (-58.5 yards), 2 FFs and 1 FR...Was voted defensive captain by his teammates...**2003 SEASON HIGHLIGHTS:** Pryce recorded 3 tackles, including 1.5 sacks (-5.5 yards) and had 1 FR on special teams after LB Jashon Sykes blocked punter Hunter Smith's punt in **game 15 at Ind. (12/21)**...**Played his 100-career** game and registered 3 tackles (2 solo) in **game 13 vs. KC (12/7)**...Netted 6 solo tackles, including 2 sacks (-15 yards), and 1 FF in **game 11 vs. Chi. (11/23)**, to post his 2nd multiple sack game of the season...Started and recorded a season-high 7 tackles (6 solo) in **game 8 at Bal. (10/26)**...Led a dominant Denver defense by recording 3 tackles, including 2 sacks (-17 yards) in **game 6 vs. Pit. (10/12)**...With the sacks, he moved into 6th place on the Broncos' all-time sack list, surpassing Paul Smith (55).

2002: (with Denver) **Voted to his 4th-consecutive Pro Bowl** as a starter, as he started all 16 games at left DE and posted 61 tackles (51 solo), including a team-leading 9 sacks (-68 yards), which tied for 7th in the AFC, as well as 1 PD, 1 FF and 1 FR...Pryce had 1 sack in each of the Broncos' 1st 3 games and also posted 5.5 QB takedowns in a 5-game stretch midway through the year...**2002 SEASON HIGHLIGHTS:** Blocked a Steve Christie FGA in overtime that was recovered by Deltha O'Neal (2nd FG block of his career) in **game 12 at SD (12/1)**...Posted 5 tackles, including 3 solo and 1.5 sacks (-9 yards) in **game 10 at Sea. (11/17)**...Recorded a season-high 7 tackles, including 6 solo and 1 sack (-9 yards) of Jay Fiedler on which he forced 1 fumble and recovered it to set up a FG in **game 6 vs. Mia. (10/13)**...In Denver's **game 3 vs. Buf. (9/22)**, Pryce's tackle was a sack of Drew Bledsoe for a 9-yard loss...Sacked QB Jeff Garcia (-8-yards) to pass Tom Jackson (44) for 7th on the Broncos' all-time sacks list in **game 2 at SF (9/15)**.

2001: (with Denver) **Voted to his 3rd-consecutive Pro Bowl** as a starter and earned **2nd-team All-NFL** honors from the *Associated Press* and *College & Pro Football Newsweekly*, and **All-AFC** honors from *Football News*...Started all 16 games at RDT and posted 55 tackles (42 solo), including a tie for the team lead with 7 sacks (-50 yards) while also adding 3 PD and 2 FFs...**2001 SEASON HIGHLIGHTS:** Recorded his 7th sack of the season, dropping QB Trent Green for a 3-yard loss



90 TREVOR PRYCE

among his 5 tackles in **game 13 at KC (12/16)**...Recorded 5 tackles (4 solo), including a FF and a sack in **game 13 vs. Sea. (12/9)**...Netted 4 tackles and had a FF, which led to a Broncos' FG in **game 6 at Oak. (11/5)**...Posted his 4th sack of the season (-6 yards) in his 4-tackle performance in **game 5 vs. NE (10/28)**.

2000: (with Denver) *Voted to his 2nd-consecutive Pro Bowl* as a starter and earned *2nd-team All-Pro* honors from *College & Pro Football News-weekly* and *All-AFC* nods from *Pro Football Weekly* and *Football News*...Started at RDT for the Broncos in all 16 regular season games and posted 44 tackles (36 solo), including a team-leading 12 sacks (-76.5 yards) as well as 2 FFs and 1 FR (at Oak. 9/17) that he returned 28 yards for his *1st-career TD*...Pryce ranked 5th in the AFC (T-9th in NFL) and was No. 1 among DTs (No. 3 in NFL) in sacks...**2000 SEASON HIGHLIGHTS:** Started at RDT tackle, and posted a *career postseason-high 7 solo tackles* and 1 PD in the AFC Wild Card Game at Bal. (12/31)...*Tied his career high with 3 sacks* (-17 yards) in **game 6 at SD (10/8)**...Sacked Chris Chandler (-8 yards) and posted 1 FF on the play before sharing a 7-yard sack of Chandler with Harald Hasselbach in **game 2 vs. Atl. (9/10)**.

1999: (with Denver) *Earned his 1st Pro Bowl* as a starter and named *1st-team All-NFL* by the *Associated Press*, *Sports Illustrated* and *College & Pro Football Newsweekly*; *2nd-team All-NFL* by *Football Digest* and *All-AFC* by *Pro Football Weekly*...Started at RDT in 15 games and ranked 8th on the Broncos (tops on the DL) with 50 tackles (36 solo), including a team-leading and *career-high 13 sacks* (-75 yards), as well as 1 INT, 3 FFs and 1 FR...Ranked 2nd in the AFC (5th in NFL) in sacks and posted more than any other DT in the league...His 13 sacks tied for 5th on Denver's all-time single-season list and were the most by a Bronco since Alfred Williams notched 13 in 1996...**1999 SEASON HIGH-**

LIGHTS: Tied his *single-game career high with 3 sacks* (-11 yards) in **game 13 at Jax. (12/13)**...Turned in perhaps the most important play of the game in Denver's 27-21 OT win in **game 11 vs. Oak. (11/22)**, when he stripped the ball from Raiders QB Rich Gannon on a sack in OT and recovered the fumble to give Denver possession at


Oakland's 24-yard line to set up a game-winning score...Established a career high with 3 sacks in **game 3 at TB (9/26)**...It marked the 1st time since 10/6/97 (Maa Tanuvasa) that a Bronco registered 3 sacks in 1 game...Pulled in his 2nd-career INT in **game 2 at KC (9/19)**, as he snagged the ball out of the air after Elvis Grbac was hit by Neil Smith while trying to throw.

1998: (with Denver) Started at RDT in 15 of 16 regular season games and ranked 7th on the team (No. 1 on the DL) with 59 tackles (48 solo), including a then-career high 8.5 sacks (-56.5 yds) to tie for the team lead and tie for 10th in the AFC...**1998 SEASON HIGHLIGHTS:** Started and posted 1 solo tackle and added 1 assisted tackle in the Broncos' 34-19 win in Super Bowl XXXIII vs. Atl. (1/31), as Denver repeated as Super Bowl champions...Recorded his *1st-career INT* in **game 4 at Was. (9/27)**, picking off a QB Trent Green pass in Broncos territory to stop a Redskins drive just before halftime...*Blocked his 1st-career FG*, which came early in the 2nd quarter of the *season opener vs. NE (9/7)* when he penetrated the Patriots' line to stop a 37-yard FGA by Adam Vinatieri, making the recovery as well, to set up Denver for a drive that would result in a TD.

1997: (with Denver) Played the final 8 games of the regular season as a rookie and started 3 at RDT in place of Maa Tanuvasa (ankle)...Finished his 1st NFL season with 28 tackles (20 solo), including 2 sacks (-9.5 yards)...**1997 SEASON HIGHLIGHTS:** Assisted tackle in the *AFC Championship game at Pit. (1/11)*...He made his *1st-career start* and netted 3 solo tackles in **game 13 at SD (11/30)**...Saw his 1st-NFL action and made 2 tackles, including a half-sack (-.5 yards) in **game 9 vs. Sea. (11/2)**.

COLLEGE: Pryce played 1 season (1996) at DE for Clemson University, starting all 11 games and earning 1st-team All-Atlantic Coast Conference honors after transferring from the University of Michigan, where he played LB from 1993-94 (20 games in 8 starts)...He sat out the 1995 season due to NCAA transfer rules...Pryce finished his collegiate career with 118 tackles (72 solo), including 11.5 sacks (-105 yards) and 24 TFL (-127 yards), as well as 31 QB pressures, 3 FFs, 3 FRs and 2 PDs.

PERSONAL: Was a con-



90 TREVOR PRYCE

2006

Game-by-Game Tackles

Ravens

Date/Opp.	TT	Solo	AS	Sacks	FF	FR	INTs	PD
9/10 @ TB	2	1	1	0-0	0	0	0-0	1
9/17 vs. Oak.	2	1	1	1-4	0	0	0-0	0
9/24 @ Cle.	7	5	2	1.5-14.5	0	0	0-0	0
10/1 vs. SD	8	5	3	0-0	0	0	0-0	0
10/9 @ Den.	4	3	1	0-0	0	0	0-0	0
10/15 vs. Car.	5	1	4	0-0	0	0	0-0	0
10/29 @ NO	3	2	1	1-11	0	0	0-0	0
11/5 vs. Cin.	3	2	1	1-9	0	0	0-0	1
11/12 @ Ten.	3	2	1	0-0	0	0	0-0	1
11/19 vs. Atl.	5	4	1	2-23	0	0	0-0	0
11/26 vs. Pit.	5	4	1	2-17	1	0	0-0	0
11/30 @ Cin.	5	5	0	0-0	0	0	0-0	0
12/10 @ KC	10	7	3	1.5-14	0	0	0-0	0
12/17 vs. Cle.	5	3	2	2-17	1	0	0-0	0
12/24 @ Pit.	4	2	2	0-0	0	0	0-0	0
12/31 vs. Buf.	2	2	0	1-4	0	0	0-0	1

Totals 73 49 24 13-113.5 2 0 0-0 3

Playoffs

1/13/07 vs. Ind.	8	3	5	0-0	0	0	0-0	0
Totals	8	3	5	0-0	0	0	0-0	0

2004

Game-by-Game Tackles

Broncos

Date/Opp.	TT	Solo	AS	Sacks	FF	FR	INTs	PD
9/12 vs. KC	1	1	0	0-0	0-0	0	0-0	1
9/19 @ Jax.	INACTIVE - BACK							
9/26 vs. SD	INACTIVE - BACK							
10/3 @ TB	INACTIVE - BACK							
10/10 vs. Car.	INACTIVE - BACK							
10/17 @ Oak.	INACTIVE - BACK							
10/25 @ Cin.	INACTIVE - BACK							
10/31 vs. Atl.	INACTIVE - BACK							
11/7 vs. Hou.	INACTIVE - BACK							
11/21 @ NO	INACTIVE - BACK							
11/28 vs. Oak.	INACTIVE - BACK							
12/5 @ SD	INACTIVE - BACK							
12/12 vs. Mia.	INACTIVE - BACK							
12/19 @ KC	INACTIVE - BACK							
12/25 @ Ten.	INACTIVE - BACK							
1/2/05 vs. Ind.	1	1	0	0-0	0-0	0	0	0

Totals 2 2 0 0-0 0-0 0 0 1

Playoffs

1/9/05 @ Ind.	INACTIVE - BACK							
---------------	-----------------	--	--	--	--	--	--	--

Totals 0 0 0 0-0 0 0 0-0 0

2002

Game-by-Game Tackles

Broncos

Date/Opp.	TT	Solo	AS	Sacks	FF	FR	INTs	PD
9/8 vs. STL	5	4	1	1-9	0	0	0-0	0
9/15 @ SF	2	2	0	1-8	0	0	0-0	0
9/22 vs. Buf.	2	2	0	1-4	0	0	0-0	0
9/30 @ Bal.	2	2	0	0-0	0	0	0-0	0
10/6 vs. SD	3	3	0	0-0	0	0	0-0	0
10/13 vs. Mia.	7	6	1	1-9	1	1	0-0	0
10/20 @ KC	5	5	0	2-17	0	0	0-0	0
10/27 @ NE	4	4	0	1-7	0	0	0-0	0
11/11 vs. Oak.	3	3	0	0-0	0	0	0-0	0
11/17 @ Sea.	5	3	2	1.5-9	0	0	0-0	0
11/24 vs. Ind.	2	2	0	0-0	0	0	0-0	0
12/1 @ SD	3	3	0	0-0	0	0	0-0	0
12/8 @ NYJ	5	3	2	0-0	0	0	0-0	0
12/15 vs. KC	3	2	1	0-0	0	0	0-0	0
12/22 @ Oak.	5	5	0	0-0	0	0	0-0	0
12/29 vs. Ari.	5	2	3	0.5-5	0	0	0-0	0

Totals 51 10 61 9-68 1 1 0-0 0

2005

Game-by-Game Tackles

Broncos

Date/Opp.	TT	Solo	AS	Sacks	FF	FR	INTs	PD
9/11 @ Mia.	1	1	0	0-0	0	0	0-0	0
9/18 vs. SD	2	1	1	0-0	0	0	0-0	0
9/26 vs. KC	9	7	2	0-0	0	0	0-0	0
10/2 @ Jax.	1	1	0	0-0	0	0	0-0	0
10/9 vs. Was.	2	2	0	0-0	0	0	0-0	0
10/16 vs. NE	1	0	1	0-0	0	0	0-0	0
10/23 @ NYG	2	2	0	0-0	0	0	0-0	0
10/30 vs. Phi.	3	2	1	1-3	0	0	0-0	0
11/13 @ Oak.	6	6	0	1-11	1	0	0-0	0
11/20 vs. NYJ	0	0	0	0-0	0	0	0-0	0
11/24 @ Dal.	3	3	1	1-3	0	0	0-0	0
12/4 @ KC	3	3	0	0-0	0	0	0-0	0
12/11 vs. Bal.	1	1	0	0-0	0	0	0-0	0
12/17 @ Buf.	2	2	0	0-0	0	0	0-0	0
12/24 vs. Oak.	2	2	0	0-0	0	0	0-0	0
12/31 @ SD	2	2	0	1.5-0	1	0	0-0	0

Totals 41 35 6 4-22 1 0 0-0 0

Playoffs

1/14/06 vs. NE	1	1	0	0-0	0	0	0-0	0
Totals	1	1	0	0-0	0	0	0-0	0

2003

Game-by-Game Tackles

Broncos

Date/Opp.	TT	Solo	AS	Sacks	FF	FR	INTs	PD
9/7 @ Cin.	3	3	0	1-6	1	0	0-0	0
9/14 @ SD	2	2	0	0-0	0	0	0-0	0
9/21 vs. Oak.	1	1	0	0-0	0	0	0-0	0
9/28 vs. Det.	5	5	0	1-8	0	0	0-0	0
10/5 @ KC	1	0	1	0-0	0	0	0-0	0
10/12 vs. Pit.	3	3	0	2-17	0	0	0-0	0
10/19 @ Min.	5	4	1	1-7	0	0	0-0	0
10/26 @ Bal.	7	6	1	0-0	0	0	0-0	0
11/3 vs. NE	2	1	1	0-0	0	0	0-0	0
11/16 vs. SD	2	2	0	0-0	0	1	0-0	0
11/23 vs. Chi.	6	6	0	2-15	1	0	0-0	0
11/30 @ Oak.	1	0	1	0-0	0	0	0-0	0
12/7 vs. KC	3	2	1	0-0	0	0	0-0	0
12/14 vs. Cle.	2	1	1	0-0	0	0	0-0	0
12/21 @ Ind.	3	3	0	1.5-5.5	0	0	0-0	0
12/28 @ GB	4	2	2	0-0	0	0	0-0	0

Totals 51 41 10 8.5-58.5 2 1 0-0 0

Playoffs

1/4/04 @ Ind.	2	2	0	0-0	0	0	0-0	0
---------------	---	---	---	-----	---	---	-----	---

Totals 2 2 0 0-0 0 0 0-0 0

2001

Game-by-Game Tackles

Broncos

Date/Opp.	TT	Solo	AS	Sacks	FF	FR	INTs	PD
9/10 vs. NYG	5	4	1	1-8	0	0	0-0	0
9/23 @ Ari.	2	2	0	1-3	0	0	0-0	0
9/30 vs. Bal.	4	4	0	0-0	0	0	0-0	0
10/7 vs. KC	4	4	0	1-4	0	0	0-0	0
10/14 @ Sea.	4	3	1	0-0	0	0	0-0	2
10/21 @ SD	4	1	3	0-0	0	0	0-0	0
10/28 vs. NE	3	3	0	1-6	0	0	0-0	0
11/5 @ Oak.	4	4	0	0-0	1	0	0-0	0
11/11 vs. SD	2	1	1	1-18	0	0	0-0	0
11/18 vs. Was.	2	1	1	0-0	0	0	0-0	1
11/22 @ Dal.	4	2	2	0-0	1	0	0-0	0
12/2 @ Mia.	3	2	1	0-0	0	0	0-0	0
12/9 vs. Sea.	5	4	1	1-8	0	0	0-0	0
12/16 @ KC	5	4	1	1-3	0	0	0-0	0
12/30 vs. Oak.	2	1	1	0-0	0	0	0-0	0
1/6/02 @ Ind.	2	2	0	0-0	0	0	0-0	0

Totals 55 42 13 7-50 2 0 0-0 3



90 TREVOR PRYCE

sensus All-American and the top-rated defensive line prospect in the country by the *Sporting News* at Lake Howell (Winter Park, FL) HS...Earned All-Central Florida, All-Conference and All-District accolades while also excelling in track, finishing 2nd in the district finals in the 110-meter high hurdles (15.0)...Pryce owns a record label called Outlook Music Co., which is in its 5th year and has signed such acts as Roman Candle and Daphne Loves Derby...Pryce's label also includes an electro-pop band called 33Hz whose album debuted in April of 2005 and drew rave reviews from VH1...The 1st release on the label, by the group Roman Candle, is called *Says Pop* and was issued in the spring of 2002...Pryce is an accomplished DJ who released *The Turntable Club*, an album that features him playing guitar, keyboard, drums and bass...He was a communications major in college and has a music studio in the basement of his home in Colorado...Trevor has 2 daughters, Khary (8) and Kamryn (5)...Full name: Trevor Wesley Pryce II.

2000

Game-by-Game Tackles

Broncos

Date/Opp.	TT	Solo	AS	Sacks	FF	FR	INTS	PD
9/4 @ STL	1	1	0	0-0	0	0	0-0	0
9/10 vs. Atl.	2	1	11.5-11.5	1	0	0	0-0	0
9/17 @ Oak.	2	2	0	0-0	0	1	0-0	0
9/24 vs. KC	3	3	0	0-0	0	0	0-0	0
10/1 vs. NE	4	4	0	1.5-11	0	0	0-0	0
10/8 @ SD	7	5	2	3-17	0	0	0-0	0
10/15 vs. Cle.	2	2	0	1-5	0	0	0-0	0
10/22 @ Cin.	1	1	0	0-0	0	0	0-0	0
11/5 @ NYJ	2	1	1	0-0	0	0	0-0	0
11/13 vs. Oak.	2	2	0	1-4	0	0	0-0	0
11/19 vs. SD	4	1	3	1-5	0	0	0-0	0
11/26 @ Sea.	2	2	0	0-0	0	0	0-0	0
12/3 @ NO	2	2	0	2-14	0	0	0-0	0
12/10 vs. Sea.	2	2	0	0-0	0	0	0-0	0
12/17 @ KC	5	4	1	0-0	0	0	0-0	0
12/23 vs. SF	3	3	0	1-9	1	0	0-0	0
Totals	44	36	8	12-76.5	2	1	0-0	0
12/31 @ Bal.	7	7	0	0-0	1	0	0-0	0
Totals	7	7	0	0-0	1	0	0-0	0

1999

Game-by-Game Tackles

Broncos

Date/Opp.	TT	Solo	AS	Sacks	FF	FR	INTS	PD
9/13 vs. Mia.	2	2	0	0-0	0	0	0-0	0
9/19 @ KC	4	1	3	0-0	0	0	1-0	0
9/26 @ TB	8	4	4	3-29	0	0	0-0	0
10/3 vs. NYJ	5	5	0	1-5	0	0	0-0	0
10/10 @ Oak.	2	2	0	1-9	0	0	0-0	0
10/17 vs. GB	2	1	1	0-0	0	0	0-0	0
10/24 @ NE	4	3	1	0-0	0	0	0-0	0
10/31 vs. Min.	4	4	0	1-8	0	0	0-0	0
11/7 @ SD	3	1	2	1-3	1	0	0-0	0
11/14 @ Sea.	2	2	0	0-0	0	0	0-0	0
11/22 vs. Oak.	3	2	1	1-0	1	1	0-0	0
12/5 vs. KC	1	1	0	0-0	0	0	0-0	0
12/13 @ Jax.	7	5	2	3-11	1	0	0-0	0
12/19 vs. Sea.	1	1	0	1-7	0	0	0-0	0
12/25 @ Det.	INACTIVE—KNEE							
1/2000 vs. SD	2	2	0	1-3	0	0	0-0	0
Totals	50	36	14	13-75	3	1	1-0	0

1998

Game-by-Game Tackles

Broncos

Date/Opp.	TT	Solo	AS	Sacks	FF	FR	INTS	PD
9/7 vs. NE	5	3	2	0-0	0	0	0-0	0
9/13 vs. Dal.	5	4	1	0-0	0	0	0-0	0
9/20 @ Oak.	4	3	1	1-7	0	0	0-0	0
9/27 @ Was.	3	3	0	0-0	0	0	1-1	0
10/4 vs. Phi.	3	3	0	1-4	0	0	0-0	0
10/11 @ Sea.	1	1	0	1-7	0	0	0-0	0
10/25 vs. Jax.	6	6	0	2-17	0	0	0-0	0
11/1 @ Cin.	8	6	2	0-0	0	0	0-0	0
11/8 vs. SD	1	1	0	0-0	0	0	0-0	0
11/16 @ KC	3	2	1	1-10	0	0	0-0	0
11/22 vs. Oak.	3	3	0	1-2	0	0	0-0	0
11/29 @ SD	3	1	2	0-0	0	0	0-0	0
12/6 vs. KC	4	3	1	0-0	0	0	0-0	0
12/13 @ NYG	2	2	0	0.5-5.5	0	0	0-0	0
12/21 @ Mia.	5	5	0	0-0	0	0	0-0	0
12/27 vs. Sea.	3	2	1	1-4	0	0	0-0	0
Totals	59	48	11	8.5-56.5	0	0	1-1	0
Playoffs								
1/9/99 vs. Mia.	2	2	0	0-0	0	0	0-0	0
1/17/99 vs. NYJ	1	1	0	0-0	0	0	0-0	0
1/31/99 vs. Atl.	1	0	1	0-0	0	0	0-0	0
Totals	4	3	1	0-0	0	0	0-0	0

1997

Game-by-Game Tackles

Broncos

Date/Opp.	TT	Solo	AS	Sacks	FF	FR	INTS	PD
8/31 vs. KC	INACTIVE							
9/7 @ Sea.	INACTIVE							
9/14 vs. STL	INACTIVE							
9/21 vs. Cin.	INACTIVE							
9/28 @ Atl.	INACTIVE							
10/6 vs. NE	INACTIVE							
10/19 @ Oak.	INACTIVE							
10/26 @ Buf.	INACTIVE							
11/2 vs. Sea.	2	1	1	0.5-0.5	0	0	0-0	0
11/9 vs. Car.	3	2	1	0.5-3	0	0	0-0	0
11/16 @ KC	2	1	1	0-0	0	0	0-0	0
11/24 vs. Oak.	7	5	2	0-0	0	0	0-0	0
11/30 @ SD	3	3	0	0-0	0	0	0-0	0
12/7 @ Pit.	2	1	1	0-0	0	0	0-0	0
12/15 @ SF	7	5	2	0-0	0	0	0-0	0
12/21 vs. SD	2	2	0	1-6	0	0	0-0	0
Totals	20	8	28	2-9.5	0	0	0-0	0
Playoffs								
12/27 vs. Jax.	1	1	0	1-0	0	0	0-0	0
1/4/98 @ KC	0	0	0	0-0	0	0	0-0	0
1/11/98 @ Pit.	1	0	1	0-0	0	0	0-0	0
1/25/98 vs. GB	0	0	0	0-0	0	0	0-0	0
Totals	2	1	1	1-0	0	0	0-0	0

90 TREVOR PRYCE

90 TREVOR PRYCE

REGULAR SEASON

Year	Team	GP	GS	TACKLES				INTERCEPTIONS				FUMBLES					
				TT	Solo	Asst	SK	Yards	No.	Yds.	Lg	TDs	PD	FF	FR	Yds	
1997	Denver	8	3	28	20	8	2	9.5	0	0	0	0	0	0	0	0	0
1998	Denver	16	15	59	48	11	8.5	56.5	1	1	1	0	0	0	0	0	0
1999	Denver	15	15	50	36	14	13	75	1	0	0	0	0	3	1	0	0
2000	Denver	16	16	44	36	8	12	76.5	0	0	0	0	0	2	1	28t	0
2001	Denver	16	16	55	42	13	7	50	0	0	0	0	3	2	0	0	0
2002	Denver	16	16	61	51	10	9	68	0	0	0	0	1	1	1	0	0
2003	Denver	16	16	51	41	10	8.5	58.5	0	0	0	0	0	2	1	0	0
2004	Denver	2	1	2	2	0	0	0	0	0	0	0	1	0	0	0	0
2005	Denver	16	16	41	35	6	4	22	0	0	0	0	1	1	0	0	0
2006	Baltimore	16	16	73	49	24	*13	*113.5	0	0	0	0	3	2	0	0	0
Totals		137	130	464	360	104	77	529.5	2	1	1	0	9	13	4	28t	0

*Led Team

CAREER SINGLE-GAME HIGHS (regular season)

Total Tackles:

10 (12/10/06 at KC)

Sacks:

3 3 times (last: 10/8/00 at SD)

Forced Fumbles:

1 12 times (last: 12/10/06 at KC)

Passes Defensed:

2 (10/14/01 at Sea.)

Solo Tackles:

7 (12/10/06 at KC)

INTs:

1 2 times (last: 9/27/99 at Was.)

Fumble Recoveries:

1 4 times (last: 11/16/03 vs. SD)

POSTSEASON


Year	Team	GP	GS	TACKLES				INTERCEPTIONS				FUMBLES					
				TT	Solo	Asst	SK	Yards	No.	Yds.	Lg	TDs	PD	FF	FR	Yds	
1997	Denver	4	0	2	1	1	1	0	0	0	0	0	0	0	0	0	0
1998	Denver	3	2	4	1	3	0	0	0	0	0	0	0	0	0	0	0
2000	Denver	1	1	7	7	0	0	0	0	0	0	1	0	0	0	0	0
2003	Denver	1	1	2	2	0	0	0	0	0	0	0	0	0	0	0	0
2005	Denver	2	2	4	2	2	.5	3.5	0	0	0	0	0	0	0	0	0
2006	Baltimore	1	1	8	3	5	0	0	0	0	0	0	0	0	0	0	0
Totals		12	7	27	16	11	1.5	3.5	0	0	0	0	1	0	0	0	0

Additional Statistics:

Blocked a FGA at Ten. (11/12/06) to seal a 27-26 win...Recovered a blocked punt at Ind. (12/21/03)... Blocked a 38-yard FGA in OT by Steve Christie at SD (12/1/02)...Returned a fumble 28 yards for a TD at Oak. (9/17/00)...Blocked a 37-yard FGA by Adam Vinatieri vs. NE (9/7/98)...Recorded a safety vs. Min. (10/31/99) with a sack of QB Jeff George in the end zone.

90 TREVOR PRYCE





20 ED REED

SAFETY

YEARS IN NFL: 6

HT: 5-11

WT: 200

COLLEGE: MIAMI (FL)

HS: DESTREHAN (ST. ROSE, LA)

BORN: 9/11/78, ST. ROSE, LA

JOINED RAVENS: DRAFT 1 (24TH), 2002

PRO BOWLS (3): 2003, 2004, 2006

GAMES PLAYED/STARTED: (2002, 16/16); (2003, 16/15); (2004, 16/16); (2005, 10/10); (2006, 16/16) **Total 74/73**

Playoffs: (2003, 1/1); (2006, 1/1) **Total 2/2**

TRANSACTIONS: Ed Reed re-signed with the Ravens (7-year contract) on 7/7/06...Was picked with the 24th-overall selection in the 1st round of the 2002 NFL Draft...Reed was the 4th DB taken in the 1st round (behind Quentin Jammer - San Diego, Roy Williams - Dallas and Phillip Buchanon - Oakland) and the 2nd safety picked overall...Reed, along with Bryant McKinnie, Jeremy Shockey, Buchanon and Mike Rumph, tied an NFL record of 5 players selected in the 1st round from the same college (Miami)...In 1968, 5 players were selected in the 1st round out of the University of Southern California...Miami broke the record in 2004 with 6.

PRO: Three-time Pro Bowler and 2004 AP NFL Defensive Player of the Year in his 1st 5 NFL seasons...A dynamic playmaker, with great instincts and great knowledge of the game...Named to his **3rd Pro Bowl** as a starter, named **AP 1st-team All-Pro** and **PFW/PFWA All-NFL** in 2006...Started all 16 regular season games for the 3rd time in his career...Finished the season with 66 tackles, 16 PD, 1 FF, 1 FR and 5 INTs, which he returned for 70 yards...Also scored a TD after Samari Rolle handed off an INT and raced 25 yards to the end zone...Also started and posted 2 tackles, tied for the team lead with 3 PD and **tied a franchise record** with a **postseason career-high 2 INTs**, helping hold Peyton Manning to a 39.6 QB rating in the **Divisional Playoff** game vs. Ind. (1/13/07)...Reed started 10 games in 2005, missing 6 with a severe high ankle sprain...Despite missing 6 games, Reed still managed to record 40 tackles (36 solo), 12 PD and 1 INT, despite teams consistently throwing away from him in 2005...Reed established himself as the premier defensive playmaker in the NFL, starting all 16 games at safety in 2004 while earning **1st-team All-Pro** by AP, C&PFWA, *Football Digest* and **All-Conference** and **All-NFL** by PFW honors in 2004...Finished the season leading the NFL with a **franchise-record 9 INTs**, which he returned for an **NFL-record** 358 yards, breaking a 43-year old record (Charlie McNeil - 349 in 1961)...Reed **returned an INT an NFL-record 106 yards for a TD** (vs. Cle.)...He posted 89 tackles (80 solo), led the team with 17 PD, 3 FF, 2 sacks and 2 FRs (1 of which he returned for a TD) in 2004...Baltimore is 15-4 when Reed records an INT, and that included a 7-1 mark in 2004...With his INT vs. Miami (1/2/05), Reed took over sole possession of 1st place on the Ravens' all-time INT list with 21...Named to his **1st Pro Bowl** in 2003...Also earned **AP 2nd-team All-Pro**, **Sports Illustrated All-Pro**, **Pro Football Weekly All-AFC team**, **Football Digest 2nd-team All-Pro** and **The Sporting News All-Pro** honors...Saw action in all 16 regular season games, starting 15, plus 1 postseason contest in 2003...Led the team with 19 PD and tied a then-franchise record with 7 INTs, 1 of which he returned for a TD...Also blocked 2 punts, both of which he returned for TDs, the 2nd and 3rd of his career (**tied DB Tom Flynn for the most blocked punt returns for TDs in a career in NFL history since the merger in 1970**)...Finished 5th on the team with 92 tackles (77 solo), 1 sack and 1 FF...Reed burst on the scene as a rookie, starting all 16 games in 2002...Named to the **Pro Football Weekly All-Rookie team** in 2002 after finishing 4th on the team with 86 tackles (69 solo)...**Led the team with 5 INTs (returned for 167 yards)** and had 13 PD, 1 sack, 1 FF and 1 FR...Also proved his versatility on special teams, posting 8 tackles and **blocked the 1st punt in Ravens franchise history...Added a 2nd blocked punt, which he returned for a TD (1st in team history)**...Was the 1st safety and 3rd DB selected in the 1st round in Ravens history (Duane Starks, 1998 and Chris McAlister, 1999).

OFF THE FIELD

On May 11, 2007, Ed Reed was recognized for his outstanding community service when he received the *Whitney M. Young Award* by the Greater Baltimore Urban League.

2006: Named to his **3rd Pro Bowl** as a starter, along with **AP 1st-team All-Pro** and **PFW/PFWA All-NFL**...Started all 16 games for the 3rd time in his career...Finished the season with 66 tackles, 16 PD, 1 FF, 1 FR and 5 INTs, which he returned for 70 yards...Also scored a TD after Samari Rolle handed off an INT and raced 25 yards to the end zone...**2006 SEASON HIGHLIGHTS:** Started and posted 2 tackles, tied for the team lead with 3 PD and **tied a franchise record** with a **postseason career-high 2 INTs**, helping hold Peyton Manning to a 39.6 QB rating in the **Divisional Playoff game vs. Ind. (1/13/07)**...Started and tied for the team lead (Chris McAlister) with 6 solo tackles and

had 1 PD in the 27-17 win in **game 14 vs. Cle. (12/17)**...Led the secondary with 6 solo tackles, 3 PD and **tied a career high with 2 INTs** in the 20-10 victory in **game 13 at KC (12/10)**...Started and had 3 solo tackles and 3 PD, helping the Ravens to post a team-record 9 sacks and 3 turnovers in the 27-0 win in **game 11 vs. Pit. (11/26)**...Started and had 2 solo tackles, helping to hold the Falcons to 82 net yards passing in the 24-10 win in **game 10 vs. Atl. (11/19)**...Posted 3 solo tackles and took a hand off from Samari Rolle after Rolle intercepted Carson Palmer and raced 25 yards for a TD in the 26-20 win in **game 8 vs. Cin. (11/5)**.

2005: Started 10 games (missing 6 with a severe ankle injury) and recorded 40 tackles (36 solo), 12 PD and 1 INT...**2005 SEASON HIGHLIGHTS:** Had a PD and an INT, which he returned 23 yards in the **season finale at Cle. (1/1/06)**...Tied a season high with 7 tackles (6 solo) and led the team with 3 PD in the 30-23 victory in **game 15 vs. Min. (12/25)**...Recorded 5 tackles (3 solo) and led the team with a game-high 4 PD in the 48-3 win in **game 14 vs. GB (12/19)**...Saw his 1st action in 6 weeks (ankle) and posted 4 tackles and 1 PD in the 16-15 victory in **game 12 vs. Hou. (12/4)**...Was inactive (ankle) in **games 6-11**...Led the secondary with a season-high 7 tackles (6 solo) and a QB hit despite leaving the game in the 4th quarter with an ankle injury in **game 5 vs. Cle. (10/16)**...Led the secondary with 5 tackles (all solo) in the 13-3 victory in **game 3 vs. NYJ (10/2)**.

2004: A record-breaking season led to winning the **AP NFL Defensive Player of the Year**, the 2nd-consecutive year a Raven has won the award (Ray Lewis in 2003)...Also earned his **2nd-consecutive Pro Bowl nod** and was named **1st-team All-Pro by AP, C&PFWA, Football Digest and All Conference and All NFL by PFW** in 2004...Started all 16 games and **led the NFL with a franchise-record 9 INTs** (former record of 7 set by Rod Woodson in 1999 and Reed in 2003)...Reed also took over sole possession of Baltimore's all-time INT record with 21 (Ray Lewis, Rod Woodson and Duane Starks were tied for 2nd with 20)...Broke the **NFL single-season record with 358 INT return yards**, surpassing San Diego's Charlie McNeil (349) in 1961...Reed broke another NFL record with his 106-yard INT return, longest INT return in NFL history, to seal the victory vs. Cle. (11/7), earning **AFC Defensive Player of the Week** honors (Week 9) for his efforts...Led secondary and tied for 4th on the team (Kelly Gregg) with 89 tackles (80 solo) and led the team with 17 PD...On the season, Reed had 2 TDs, including 1 FR for a TD against Was. (10/10), 3 FFs and 2 FRs...Had 2 sacks (-28 yards)...**2004 SEASON HIGHLIGHTS:** Recorded 2 solo tackles, including 1 TFL, 3 PD and his **league-leading 9th INT**, which he returned 41 yards in 30-23 victory in the **season finale vs. Mia. (12/05)**...Gave him an **NFL record 358 INT return yards**, breaking a 43-year-old record (349 by Charlie McNeil, SD in 1961) against the Dolphins...Netted 4 tackles and 1 INT, which he returned 6 yards, then pitched to Deion Sanders, who raced another 16 yards, setting up a FG with 3 seconds remaining in the 1st half in the 37-14 victory in **game 13 vs. NYG (12/12)**...Posted 8 tackles, 1 FF, 1 FR and tied a Ravens' record (Woodson - 1999; Reed - 2003) with his 7th INT of the season, which he returned 21 yards before fumbling (CB Chris McAlister picked up and raced 64 yards for a TD) in **game 12 vs. Cin. (12/5)**...Earned **AFC Defensive Player of the Month** award for November...Led the secondary with 9 tackles (8 solo) and recorded an INT in the end zone for the 2nd-consecutive game, returning 78 yards (returned it 104 yards for a TD, but was called back following a holding penalty), setting up the Ravens' 1st score in **game 9 at NYJ (11/14)**...The defense held an opponent without a TD pass for the 2nd-consecutive game in the 20-17 OT victory against the Jets...Recorded 5 tackles (4 solo), 2 PD and posted his 4th INT of the season with 45 seconds remaining in the game, which he **returned an NFL-record 106 yards for a TD** to seal the 27-13 victory in **game 8 vs. Cle.**

DID YOU KNOW?

In his 5 years in the NFL, Ed Reed is the Ravens' all-time INTs leader with 27. Reed also has the most return yards in franchise history (750). Reed pulled in 5 INTs in 2006, tied for 2nd on the team. He led the league with 9 INTs in 2004, returning those for an NFL-record 358 yards, including a 106-yard return for a TD, the longest INT return in NFL history.

RAVENS INTERCEPTION LEADERS:

RANK	NAME	YEARS	INT	YARDS	AVG.	LG	TD
1	Reed, Ed	2002-06	27	750	27.8	106t	3
2	Lewis, Ray	1996-2006	23	386	16.8	64	1
3	McAlister, Chris	1999-2006	22	458	20.8	98t	5
4	Starks, Duane	1998-2001	20	196	11.7	64	1
	Woodson, Rod	1998-2001	20	380	19.0	66t	5



(11/7)...Produced the biggest play in the game when he stripped QB Mark Brunell (sack for -15 yards), forced him to fumble, recovered it and raced 22 yards for a TD in **game 5 at Was. (10/10)**...Also led the Ravens' secondary with 6 tackles (all solo), including 1 for loss against the Redskins...**Tied a career high with 2 INTs** (3rd-career multi-INT game), which he returned 90 yards in **game 3 at Cin. (9/26)**...Reed also had 4 solo tackles and 3 PD against the Bengals, earning the defensive game ball.

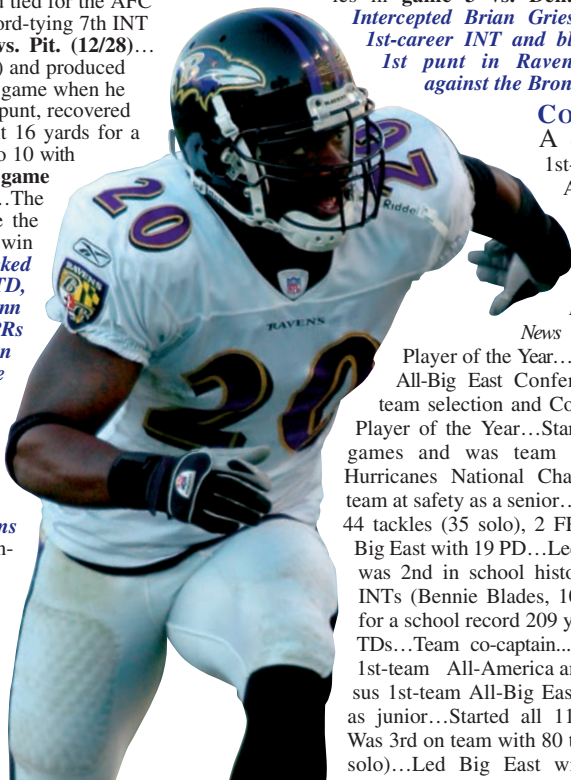
2003: Earned *AP 2nd-team All-Pro, Sports Illustrated All-Pro, Pro Football Weekly All-AFC team, Football Digest 2nd-team All-Pro and The Sporting News All-Pro* honors...Saw action in all 16 regular season games, starting 15, plus 1 postseason contest in 2003...Led the team with 19 PD and tied a then-franchise record with 7 INTs, 1 of which he returned for a TD...Also blocked 2 punts, both of which he returned for TDs, the 2nd and 3rd of his career (**tied DB Tom Flynn for the most blocked punt returns for TDs in a career in NFL history - since the merger in 1970**)...Finished 5th on the team with 92 tackles (77 solo), 1 sack and 1 FF...**2003 SEASON HIGHLIGHTS:** Posted 3 solo tackles, 2 PD and his 1st-career postseason INT in the **Wild Card loss vs. Ten. (1/3/04)**... Had 1 tackle, 1 PD and tied for the AFC lead with his team-record-tying 7th INT in the **season finale vs. Pit. (12/28)**... Had 10 tackles (7 solo) and produced the biggest play of the game when he blocked a Tom Rouen punt, recovered the ball and returned it 16 yards for a TD, to cut the deficit to 10 with just 6:41 remaining in **game 11 vs. Sea. (11/23)**...The Ravens went on to tie the game and eventually win in OT...**With that blocked punt return for a TD, Reed tied DB Tom Flynn for the most blocked PRs for TDs in a career in NFL history (since the merger in 1970)**... Started at SS and had 6 solo tackles and his 4th INT of the season in **game 5 at Ari. (10/12)**...Earned *AFC Special Teams Player of the Week* honors after he blocked a punt (3rd of his career) and returned it 22 yards for a TD (2nd time in his career) against the Cardinals...His only missed start (at Oak., 12/14) was because the defense's 1st play was on the goal line.

2002: Started all 16 games as a rookie and finished 4th on the team with 86 tackles (69 solo)... Also posted 1 sack (3 yards), 13 PD and **a Ravens' rookie record-tying 5 INTs (Ravens best in 2002)**...Reed also blocked the 1st 2 punts in franchise history, 1 of which he returned for a TD, and had 8 special teams tackles...**2002 SEASON HIGHLIGHTS:** Started at SS in **game 16 at Pit. (12/29)** and had 10 tackles (8 solo), including 1 TFL against the Steelers... Started at SS and had 5 tackles (4 solo) in 23-19 win in **game 14 at Hou. (12/15)** and tied the franchise's rookie record (Duane Starks - 1998 and Chris McAlister - 1999) with his 5th INT against the Texans...Started at safety and recorded 9 tackles (7 solo) in 13-12 win in **game 11 vs. Ten. (11/24)**...Also had his 2nd-career blocked punt, which he returned 11 yards for a TD (the 1st in franchise history) against the Titans...Started and recorded 6 tackles (3 solo) in **game 9 vs. Cin. (11/10)**...Also recorded 2 INTs and returned them 67 yards against the Bengals...Started at SS in **game 4 at Cle. (10/6)**... Posted 3 tackles and 4 PD and had his 2nd-career INT in the end zone with 1 second remaining in the game to secure the 26-21 victory against the Browns...Also posted 2 assisted tackles...Started at SS and amassed 4 solo tackles in **game 3 vs. Den. (9/30)**... **Intercepted Brian Griese for his 1st-career INT and blocked the 1st punt in Ravens history against the Broncos.**

COLLEGE:

A consensus 1st-team All-America selection as a senior at Miami...
Football News National

Player of the Year...Unanimous All-Big East Conference 1st-team selection and Co-defensive Player of the Year...Started all 11 games and was team leader on Hurricanes National Championship team at safety as a senior...Recorded 44 tackles (35 solo), 2 FRs and led Big East with 19 PD...Led team and was 2nd in school history with 9 INTs (Bennie Blades, 10 in 1986) for a school record 209 yards and 3 TDs...Team co-captain...Consensus 1st-team All-America and consensus 1st-team All-Big East selection as junior...Started all 11 games... Was 3rd on team with 80 tackles (56 solo)...Led Big East with school



record 23 PD...Was 3rd in the nation with 8 INTs for 92 yards, including 2 TDs...Recorded 9 tackles (6 solo) and 2 PD in 37-20 victory over Florida in Nokia Sugar Bowl...Earned All-Big East 2nd-team honors as a sophomore...Started 11-of-12 games at SS...Was 5th on team with 74 tackles (48 solo) and was 4th on team with 4.0 sacks...Also amassed 11 TFL, 2 INTs, 4 PD, 1 FF and 1 FR...Named Freshman All-America by both *Football News* and *The Sporting News*...Played and started in all 11 games at FS...Led Miami secondary with 90 TTs, including 61 solo...Led the team in both FFs (4) and INTs (2)...Also netted 7 PD...Named Big East Defensive Player of the Week after recording career-high 15 tackles, including 1 sack at West Virginia...Also had an INT vs. the Mountaineers...Recorded 1st-career INT vs. Cincinnati...Blocked a punt, which was returned 12 yards for a TD in win vs. East Tennessee State.

PERSONAL: All-State and All-County selection at DB and KR at Destrehan (St. Rose, LA) HS...*New Orleans Times-Picayune* District Most Valuable Defensive Player as a senior...Totaled 83 tackles, 7 INTs, 12 PD and 3 FFs as senior...Saw action at RB and QB...Also returned 3 punts for TDs...Averaged 20 points per game as a member of basketball team as senior...State qualifier in javelin and 4x100 relay...Co-hosted the College Bound Foundation's annual Mid-Summer Fest fundraiser with WBAL's Gerry Sandusky in July 2002...Participated in a Toy Drive with Sam's Club during December...Appeared at the All Community Team Auction party '02-'06, helping to raise close to \$500,000 in the silent and live auctions...Surprised his mother by buying and fully furnishing a house for her in 2002, before he bought a house for himself...Reed, along with other Ravens teammates, gave an inspirational message to high school students about segments of the Ravens R.I.S.E. program...Ravens produced 4 Ravens R.I.S.E. assemblies for Baltimore-area high school students...At each event, Ravens players discussed how to Realize, Improve, Share and Expand their talents (R.I.S.E.)...The interactive and motivational assemblies incorporated music, visual presentations and Q&A periods with the high schoolers...He also signed autographs at a military unit in Hawaii during the 2003 Pro Bowl...Second-oldest of 5 brothers...Wrote the "Eye of the Hurricane," a weekly diary on baltimore Ravens.com in 2003...Was a weekly correspondent for the NFL Network during the 2003 season...Established relationship with Booker T. Washington (BTW) Middle School, where Ed regularly visits students and provides tickets to each home game to the middle schoolers who reach certain incentives...Hosted BTW students for a day at mini-camp in June 2005...Also ran a football camp in his hometown in 2003...Filmed PSA with former MD Governor Robert Ehrlich to encourage fans to nominate youth service organizations for the Ravens Honor Rows program...Named a finalist for the America Online Kids Choice Awards...Joined former Ravens teammate Darnell Dinkins in a free 1-day football clinic and educational workshop for HS student-athletes in July 2005...In Sept. 2005, Reed joined over 600 BTW Middle School students at the kick-off of his L.O.R.D.S. program (Leadership, Order, Respect, Discipline, Success)...With former Ravens LB Adalius Thomas and teammates, Reed hosted 45 youth from the Huber Church Knights of Valor chess team in Oct. '05...With teammate Daniel Wilcox, Ed presented a R.I.S.E. assembly to over 100 Digital Harbor High School athletes at M&T Bank Stadium...In Nov. 2005, he provided 40 families of BTW Middle School students with the necessary items to dine in their own homes for Thanksgiving...Also partnered with Dick's Sporting Goods to provide the 16 young men of Aunt Hattie's Place with \$250 gift certificates in Dec. 2005...Presented a 2nd R.I.S.E. assembly to 150 BTW Middle School students at M&T Bank Stadium...Reed held a football camp for high schoolers June 27-30, 2006 at Destrehan HS, his alma mater...Also had his HS jersey retired 8/26/05...Made a substantial donation and helped raise funds to assist victims of Hurricane Katrina in his hometown...Ed participated in the PAL party in Dec. 2006 where he and teammates took the PAL program to the ESPN Zone for a holiday party...Was a personal shopper at the 2nd Annual Holiday Helpers where teammates Derrick Mason, Samari Rolle and Kyle Boller provided \$150 gift certificates and helped underprivileged children in the Baltimore area shop for gifts for themselves and their families in Dec. 2006...Ed also participated in the Ravens annual ACT Auction Party for players with charitable foundations in Dec. 2006...He also helped serve Thanksgiving meals to homeless men at Bart Scott's Thanksgiving event at the Helping Up Mission in Nov. 2006...On May 11, 2007, Reed was recognized for his outstanding community service when he received the *Whitney M. Young Award* by the Greater Baltimore Urban League...Ed also put on his football camp at his alma mater, Destrehan HS in New Orleans June 26-29, 2007...Was member of Hurricane track and field team...Graduated with a degree in liberal arts in May 2001...Took graduate level writing course in fall of 2001...Hosted his inaugural golf tournament on July 2, 2007...Full name: Edward Earl Reed, Jr.



2006

Game-by-Game Tackles

Ravens

Date/Opp.	TT	Solo	AS	INT	FF	FR	Sacks	PD
9/10 @ TB	2	2	0	1-3	0	0	0-0	1
9/17 vs. Oak.	0	0	0	0-0	0	0	0-0	2
9/24 @ Cle.	6	6	0	0-0	0	0	0-0	0
10/1 vs. SD	7	4	3	0-0	0	0	0-0	1
10/9 @ Den.	7	7	0	0-0	1	0	0-0	0
10/15 vs. Car.	4	3	1	0-0	0	0	0-0	0
10/29 @ NO	6	6	0	0-0	0	0	0-0	1
11/5 vs. Cin.	3	3	0	0-25*	0	0	0-0	0
11/12 @ Ten.	3	3	0	1-(-6)	0	0	0-0	2
11/19 vs. Atl.	2	2	0	0-0	0	0	0-0	0
11/26 vs. Pit.	3	3	0	0-0	0	0	0-0	3
11/30 @ Cin.	5	4	1	0-0	0	0	0-0	1
12/10 @ KC	6	6	0	2-11	0	0	0-0	3
12/17 vs. Cle.	6	6	0	0-0	0	0	0-0	1
12/24 @ Pit.	2	2	0	1-37	0	1	0-0	1
12/31 vs. Buf.	4	4	0	0-0	0	0	0-0	0
Totals	66	61	5	5-70	1	1	0-0	16

Playoffs

1/13/07 vs. Ind.	2	2	0	2-0	0	0	0-0	3
Totals	2	2	0	2-0	0	0	0-0	3

*Samarí Rolle handed off an INT to Reed, who raced 25 yards for a TD.

2004

Game-by-Game Tackles

Ravens

Date/Opp.	TT	Solo	AS	INT	FF	FR	Sacks	PD
9/12 @ Cle.	5	4	1	0-0	0	0	0-0	0
9/19 vs. Pit.	7	6	1	0-0	0	0	0-0	1
9/26 @ Cin.	4	4	0	2-90	0	0	0-0	3
10/4 vs. KC	7	6	1	0-0	0	0	0-0	0
10/10 @ Was.	6	6	0	0-0	1	1*	1-15	0
10/24 vs. Buf.	5	5	0	1-14	0	0	0-0	1
10/31 @ Phi.	5	5	0	0-0	0	0	1-13	0
11/7 vs. Cle.	5	4	1	1-106†	0	0	0-0	2
11/14 @ NYJ	9	8	1	1-78	0	0	0-0	1
11/21 vs. Dal.	3	2	1	1-2	0	0	0-0	3
11/28 @ NE	7	7	0	0-0	0	0	0-0	1
12/5 vs. Cin.	8	8	0	1-21	1	1	0-0	1
12/12 vs. NYG	4	3	1	1-6	0	0	0-0	1
12/19 @ Ind.	6	4	2	0-0	0	0	0-0	0
12/26 @ Pit.	6	6	0	0-0	1	0	0-0	0
1/2/05 vs. Mia.	2	2	0	1-41	0	0	0-0	3
Totals	89	80	9	9-358	3	2	2-28	17

*Ed had a sack, FF and FR all on the same play. He returned the fumble 22 yards for a TD

2005

Game-by-Game Tackles

Ravens

Date/Opp.	TT	Solo	AS	INT	FF	FR	Sacks	PD
9/11 vs. Ind.	3	3	0	0-0	0	0	0-0	1
9/18 @ Ten.	3	3	0	0-0	0	0	0-0	0
10/2 vs. NYJ	5	5	0	0-0	0	0	0-0	0
10/9 @ Det.	2	2	0	0-0	0	0	0-0	0
10/16 vs. Cle.	7	6	1	0-0	0	0	0-0	0
10/23 @ Chi.				INACTIVE				
10/31 @ Pit.				INACTIVE				
11/6 vs. Cin.				INACTIVE				
11/13 @ Jax.				INACTIVE				
11/20 vs. Pit.				INACTIVE				
11/27 @ Cin.				INACTIVE				
12/4 vs. Hou.	4	4	0	0-0	0	0	0-0	1
12/11 @ Den.	4	4	0	0-0	0	0	0-0	2
12/19 vs. GB	5	3	2	0-0	0	0	0-0	4
12/25 vs. Min.	7	6	1	0-0	0	0	0-0	3
1/1/06 @ Cle.	0	0	1	1-23	0	0	0-0	1
Totals	40	36	4	1-23	0	0	0-0	12

2003

Game-by-Game Tackles

Ravens

Date/Opp.	TT	Solo	AS	INT	FF	FR	Sacks	PD
9/7 @ Pit.	14	10	4	0-0	0	0	0-0	0
9/14 vs. Cle.	4	4	0	2-55**	0	0	0-0	4
9/21 @ SD	10	9	1	1-27	0	0	0-0	4
9/28 vs. KC	4	3	1	0-0	1	0	1-12	0
10/12 @ Ari.	6	6	0	1-33	0	0	0-0	1
10/19 @ Cin.	3	3	0	0-0	0	0	0-0	1
10/26 vs. Den.	3	3	0	0-0	0	0	0-0	0
11/2 vs. Jax.	2	2	0	0-0	0	0	0-0	1
11/9 @ STL	5	5	0	1-0	0	0	0-0	1
11/16 @ Mia.	11	10	1	1-10	0	0	0-0	3
11/23 vs. Sea.	10	7	3	0-0	0	0	0-0	0
11/30 vs. SF	3	2	1	0-0	0	0	0-0	1
12/7 vs. Cin.	5	4	1	0-0	0	0	0-0	1
12/14 @ Oak.	5	3	2	0-0	0	0	0-0	1
12/21 @ Cle.	6	5	1	0-0	0	0	0-0	0
12/28 vs. Pit.	1	1	0	1-7	0	0	0-0	1
Totals	92	77	15	1-132	1	0	1-12	19

Playoffs

1/3/04 vs. Ten.	3	3	0	1-23	0	0	0-0	2
Totals	3	3	0	1-23	0	0	0-0	2

**Returned 1 of the INTs 54 yards for a TD

DEFENSIVE PLAYMAKER

Ed Reed is arguably the NFL's top play-making safety. In his 5 years as a pro, Reed leads the Ravens with a franchise-best 27 INTs and tied for the 2nd-most picks (5, Dawan Landry) on the team in 2006. His 27 INTs rank 2nd among all active NFL players since 2002. Through 2006, Reed's 750 INT return yards stand 1st in the NFL since 2002, as does his 27.8 average per return among players with at least 16 picks. In week 9's (2006) 26-20 win over Cincy, CB Samarí Rolle intercepted a pass and ran 24 yards before tossing a lateral to Reed, who capped off the return with a 25-yard jaunt to the end zone for his 7th-career TD (3 INTs, 3 blocked punts and 1 FR).

NFL INTS LEADERS SINCE 2002

PLAYER	INTS	GAMES	RET. YARDS	AVG. RET.	TDs
Darren Sharper	29	73	694	23.9	5
Ed Reed	27	74	750	27.8	3
Champ Bailey	26	78	305	11.7	3
Tory James	25	78	206	8.2	0
Ty Law	25	70	351	14.0	2
Greg Wesley	25	70	470	18.8	0

20 ED REED

2002 Game-by-Game Tackles Ravens

Date/Opp.	TT	Solo	AS	INT	FF	FR	Sacks	PD
9/8 @ Car.	2	2	0	0-0	0	0	0-0	1
9/15 vs. TB	2	1	1	0-0	0	0	0-0	0
9/30 vs. Den.	4	4	0	1-21	0	0	0-0	1
10/6 @ Cle.	3	3	0	1-59	0	0	0-0	4
10/13 @ Ind.	4	4	0	0-0	0	0	1-3	0
10/20 vs. Jax.	6	5	1	0-0	0	0	0-0	0
10/27 vs. Pit.	6	6	0	0-0	0	0	0-0	0
11/3 @ Atl.	7	7	0	0-0	0	0	0-0	2
11/10 vs. Cin.	6	3	3	2-67	0	0	0-0	2
11/17 @ Mia.	5	4	1	0-0	0	0	0-0	1
11/24 vs. Ten.	7	5	2	0-0	0	0	0-0	0
12/1 @ Cin.	6	5	1	0-0	0	0	0-0	0
12/8 vs. NO	7	3	4	0-0	0	0	0-0	1
12/15 @ Hou.	4	3	1	1-20	0	0	0-0	1
12/22 vs. Cle.	6	6	0	0-0	1	0	0-0	0
12/29 @ Pit.	11	8	3	0-0	0	0	0-0	0
Totals	86	69	17	5-167	1	0	1-3	13



REGULAR SEASON

Year	Team	GP	GS	TACKLES				INTERCEPTIONS				FUMBLES				
				TT	Solo	Asst	SK	Yards	No.	Yds.	Lg	TDs	PD	FF	FR	Yds
2002	Baltimore	16	16	86	69	17	1	3	5	167	59	0	13	1	0	0
2003	Baltimore	16	15	92	77	15	1	12	*7	132	54t	1	*19	1	0	0
2004	Baltimore	16	16	89	80	9	2	28	*9	#358	106t	1	*17	3	2	44
2005	Baltimore	10	10	40	36	4	0	0	1	23	23	0	12	0	0	0
2006	Baltimore	16	16	66	61	5	0	0	5	70	37	1	16	1	1	32
Totals		74	73	373	323	50	4	43	27	750	106t	3	77	6	3	76

*Led Team

#Lead NFL

SPECIAL TEAMS TACKLES (8): 2002 (8)

CAREER SINGLE-GAME HIGHS (regular season)

Total Tackles:

14 (9/7/03 at Pit.)

Sacks:

1 4 times (last: 10/31/04 at Phi.)

Forced Fumbles:

1 5 times (last: 10/9/06 at Den.)

Passes Defensed:

4 4 times (last: 12/19/05 vs. GB)

Solo Tackles:

10 2 times (last: 11/16/03 at Mia.)

INTs:

2 4 times (last: 12/10/06 at KC)

Fumble Recoveries:

1 3 times (last: 12/24/06 at Pit.)

Additional Statistics: Returned a fumble recovery (which he forced) 22 yards for a TD; 10/10/04 at Was.; Also posted a safety 10/1/06 vs. SD.

Punt blocks: Has blocked 4 punts in his career, returning 3 for TDs (tied for NFL record); 9/30/02 vs. Den., 1st punt block in franchise history; 11/24/02 vs. Ten., returned 11 yards for a TD; 10/12/03 at Ari., returned 22 yards for a TD; 11/23/03 vs. Sea., returned 16 yards for a TD.

POSTSEASON

Year	Team	GP	GS	TACKLES				INTERCEPTIONS				FUMBLES				
				TT	Solo	Asst	SK	Yards	No.	Yds.	Lg	TDs	PD	FF	FR	Yds
2003	Baltimore	1	1	3	3	0	0	0	1	23	23	0	2	0	0	0
2006	Baltimore	1	1	2	2	0	0	0	2	0	0	0	3	0	0	0
Totals		2	2	5	5	0	0	0	3	23	23	0	5	0	0	0

20 ED REED





69 BRIAN RIMPF

GUARD

YEARS IN NFL: 4
HT: 6-5
WT: 319
COLLEGE: EAST CAROLINA
HS: LEESVILLE ROAD (RALEIGH, NC)
BORN: 2/11/81, RALEIGH, NC
JOINED RAVENS: DRAFT 7B (246TH), 2004
GAMES PLAYED/STARTED: (2004, 1/0); (2005, 15/7); (2006, IR) **Total 16/7**

TRANSACTIONS: Re-signed with the Baltimore Ravens on 3/17/06...Signed to the Ravens' active roster from the practice squad on 12/14/04...Signed to the Ravens' practice squad on 9/7/04...Originally drafted by the Ravens in the 7th round (246th overall) in the 2004 NFL Draft...The pick was awarded to the Ravens as a compensatory selection.

PRO: Versatile lineman who is rarely out of position and possesses good instincts...Rimpf provides solid depth along the offensive line...Spent the entire 2006 season on Injured Reserve (placed on IR on 9/2/06) due to a hamstring injury suffered during training camp...Saw action in 15 games, starting 7 at RG, taking over for an injured Keydrick Vincent in 2005...Helped protect Ravens QBs, allowing them to complete 59.6% of their passes, a then-Ravens' franchise record...The 335 completions were just 3 shy of another franchise mark...Also helped pave the way for the Ravens to rush for 1,605 yards, averaging 3.6 yards per carry...Spent most of his rookie season (2004) on the Ravens' practice squad...Signed to the active roster on 12/14/04.

2006: Spent the entire season on Injured Reserve (placed on IR on 9/2/06) due to a hamstring injury suffered during training camp.

2005: Saw action in 15 games, starting 7 at RG, taking over for an injured G Keydrick Vincent (groin) and helped protect Ravens QBs, allowing them to complete 59.6% of their passes, which set a Ravens' franchise record...The 335 completions were just 3 shy of another franchise mark...Also helped pave the way for the Ravens to rush for 1,605 yards, averaging 3.6 yards per carry...

2005 SEASON HIGHLIGHTS: Started at RG and helped pave the way for the Ravens to average 4.0 yards per carry, picking up 129 yards on 32 carries in the **season finale at Cle. (1/1/06)**...Started at RG and protected QB Kyle Boller, allowing him to throw for a season-high 289 yards and 3 TDs in **game 15 vs. Min. (12/25)**, helping him to become the 1st QB to post 110-plus point QB ratings (113.5 vs. Min. and 136.8 vs. GB) in back-to-back games in franchise history...Started at RG and helped protect Boller, who was not sacked and posted a 70.4 completion percentage with 253 yards, 3 TDs and no INTs in the 48-3 victory in **game 14 vs. GB (12/19)**...Also helped pave the way for the Ravens to rush for a season-high 182 yards, including 105 and a TD by Jamal Lewis against the Packers...Started at RG helping pave the way for Jamal Lewis to rush for 113 yards (4.9 avg.) and allowed Boller to throw for 3 TDs in **game 11 at Cin. (11/27)**...**Started his 1st-career game** at RG, for an injured Keydrick Vincent, and helped pave the way for the Ravens to rush for 104 yards and pick up 18 1st downs in the 16-13 OT win in **game 10 vs. Pit. (11/20)**...Helped protect QB Anthony Wright, allowing him to pass for 164 yards, spreading the ball to 8 different players in **game 6 at Chi. (10/23)**.

2004: Saw action in 1 game as a rookie with the Ravens...Saw his 1st-career action at RG in the **season finale vs. Mia. (1/2/05)** when Jamal Lewis surpassed the 1,000-yard mark for the 4th time in his career...Was a game-day inactive in **games 14 and 15**...Signed to the Ravens' active roster from their practice squad on 12/14/04.

COLLEGE: Started 37 consecutive games over his 4-year career at East Carolina...Helped to pave the way for 3 consecutive 1,000-yard rushers, and helped ECU average over 25 points per game in his 4 seasons...Selected 2003 Preseason All-America (2nd-team) by *College Football News*...Named 2003 Preseason All-Conference USA...On the official watch lists for Rotary Lombardi Award and Outland Trophy...Rated as No. 16 T in the nation by *The Sporting News*...Named to Conference USA Commissioner's Academic Honor Roll and ECU Athletic Director's Honor Roll...Started all 12 games and earned 1st-team All-Conference USA honors for the 3rd time in his career as a senior...Also earned All-America honorable mention honors by *SI.com* for the 2nd consecutive year...Named the ECU team captain for the 2nd-consecutive year...Helped clear the way for the 3rd-consecutive 1,000-yard rusher in his 4 years at ECU...Helped protect ECU QBs, allowing them to pass for a combined 2,075 yards...Earned team's E.E. Rawl Memorial Award for the 2nd time...Earned 1st-team All-Conference USA and All-America honorable mention honors by *SI.com*

OFF THE FIELD

Brian took part in the Football 101 Festival where he signed autographs and spoke at fan forums in November of 2006.

69 BRIAN RIMPF

as a junior...On official watch lists for 2002 Outland Trophy and Rotary Lombardi Award...Named 3rd-team Preseason All-American by *Football News*...Named team captain...Key blocker for RB Art Brown, who carried for 1,029 yards in 10 games, ECU's 2nd-consecutive 1,000 yard rusher...One of just 11 players in NCAA Division I-A named to the 2002 AFCA Good Works Team in recognition of outstanding community service and civic involvement...Named to the 2002 Verizon Academic All-District III (2nd-team)...Earned 1st-team All-Conference USA honors as a sophomore...Leader of an OL that helped the Pirates' rushing offense rank among the top 25 nationally...Helped block for RB Leonard Henry, who finished as the nation's No. 6 rusher with 1,432 yards...Earned team's E.E. Rawl Memorial Award for character, scholarship, and athletic achievement...Named to the Conference USA All-Freshman Team...Played in 10 games and made 4 starts as a redshirt freshman.

PERSONAL: Voted team's most outstanding newcomer by coaching staff...Attended Leesville Road (Raleigh, NC) HS...Named All-Conference as a senior...Regarded as 1 of the top prep linemen in the state...Played on DL and collected 87 tackles and 3 sacks in 1998...Honorable mention All-Conference as a junior...Outstanding in academics with a 3.9 GPA...Completed undergraduate degree in business in May 2004, and is now pursuing his MBA...Also competed in shot put for track team for East Carolina...Joined teammates in June of 2004 for Operation Blessing, where players and volunteers distributed food and supplies to Park Heights families...Participated in the Goodwill Gridiron Halloween Party in October of 2004...Visited Hamilton Center with teammates, to spend time with residents of the assisted living facility...Working with Sandtown Habitat for Humanity, Rimpf helped rebuild and refurbish a home with teammates and volunteers from United Way, M&T Bank, the mayor's and the governor's offices for the NFL/United Way Hometown Huddle in October...Helped serve Thanksgiving dinner to young men at Aunt Hattie's Place with Jamal Lewis, an other teammate...In December of 2004, Rimpf took part in the ESPN Zone holiday party and spent time with children from the PAL...During the 2005 offseason, he interned with American Express Financial Services in the financial advising department...In June 2005, Rimpf gave football instructions to kids at a Gatorade Junior Training Camp (GJTC), coaching basic fundamentals of football to over 100 children at Canton Middle School...In Oct. 2005, Rimpf partnered with former teammate Tony Pashos and visited Jenna Hostetler in the Kennedy Krieger Institute Spinal Cord Injury unit; Jenna is paralyzed from the neck down after suffering a diving injury...In February of 2006, he took part in the Wharton Graduate School of Business education program for NFL players...The program is part of an ongoing NFL-NFLPA initiative to assist players in preparing for their post-playing careers...Took part in the Football 101 Festival where he signed autographs and participated in fan forums in November of 2006...Joined his teammates at the Goodwill Gridiron Halloween Party, raising money for Goodwill Industries in October of 2006...Also participated in former teammate Edwin Multialo's Luau, which raises money for the Big Ed's Band Foundation...Married Lauren McGann in May of 2003...Brian and his wife have a 1-year-old son, Carter...Full Name: Brian Timothy Rimpf.

RAVENS ROOST EXTRA EFFORT AWARD

The award is given each year by the Ravens Roost #7 (Hagerstown, Md.), to a Ravens' player who worked hard all season, providing an "extra effort" on the field. The recipients have stepped up in the clutch and performed when a teammate was hurt and have always exerted full effort when on the field.

RAVENS WINNERS

- | | |
|---------------------------|-----------------------------|
| 1996 - TE Brian Kinchen | 2002 - LB Edgerton Hartwell |
| 1997 - S Bennie Thompson | 2003 - NT Kelly Gregg |
| 1998 - DE Michael McCrary | 2004 - QB Kyle Boller |
| 1999 - FB Charles Evans | 2005 - DE Jarret Johnson |
| 2000 - S Corey Harris | 2006 - TE Daniel Wilcox |
| 2001 - WR Brandon Stokley | |





22 SAMARI ROLLE

CORNERBACK

YEARS IN NFL: 10

HT: 6-0

WT: 175

COLLEGE: FLORIDA STATE HS: MIAMI BEACH (FL)

BORN: 8/10/76, MIAMI, FL

JOINED RAVENS: FREE AGENT, 2005

PRO BOWLS (1): 2000

GAMES PLAYED/STARTED: (1998, 15/1); (1999, 16/16); (2000, 15/15); (2001, 14/14); (2002, 16/16); (2003, 13/13); (2004, 11/11); (2005 16/16); (2006, 16/16) **Total 132/118**

Playoffs (1999, 4/4); (2000, 1/1); (2002, 2/2); (2003, 2/2); (2006, 1/1) **Total 10/10**

TRANSACTIONS: Signed with the Ravens as an unrestricted free agent on 3/7/05...Originally drafted by the Tennessee Titans in the 2nd round (46th overall) of the 1998 draft.

PRO: A Pro Bowl performer (2000), Rolle teams with Chris McAlister to form one of the elite CB tandems in the league, a duo that combined for 9 INTs in 2006...Rolle has also played in 10 post-season contests, including a start in Super Bowl XXXIV...Started all 16 games at CB, posting 60 tackles (2nd-highest total of his career), 13 PD, 3 INTs and 1 sack in 2006...Started all 16 games in his 1st year with the Ravens, posting 45 tackles (40 solo), was 2nd on the team with 14 PD, posted 1 FF and had 1 INT in 2005...In his 7 seasons in Tennessee, Rolle collected 297 career tackles (242 solo), 93 PD, 23 INTs, 9 FRs, 8.5 sacks and 1 FF...Rolle led or tied (2001 - Andre Dyson) for the team lead in INTs in 4 of his 7 seasons with Tennessee...Rolle and former Oiler Darryll Lewis (1994-97) are the only players in Titans franchise history to tie or lead the team in INTs for 3 consecutive seasons...Though limited to just 11 games in 2004, Rolle collected the 23rd INT of his career, ranking him 10th on the Titans' all-time INT list...In 2003, Rolle's 6 picks ranked 1st on the squad, and he was named an alternate to the Pro Bowl...Started every game, collecting 44 tackles and 2 INTs, helping the defense to the 10th-overall ranking in the league in 2002...Started 14 games and tied for the team lead with 3 INTs, which marked the 3rd consecutive season he led the team or tied for the team lead in INTs...He collected 56 tackles, 14 PD, 2 sacks and 2 FRs in 2001...After breaking into the starting lineup in his 2nd season, Rolle tied Miami's Brian Walker with an AFC-high 7 INTs in 2000, the most by a member of the Titans since Marcus Robertson's 7 in 1993...As a result, he was named *All-Pro* by AP and was voted to start his *1st Pro Bowl*...Started all 16 games for the 1st time in his career and led team with 4 INTs...Also ranked 2nd on the team with 17 PD...Was named to the *USA Today's* All-Joe Team, which honors players who are not Pro Bowl players yet, but soon will be in 1999...He tied a franchise record with 3 INTs in a single game (vs. Jax. 12/26/99).

OFF THE FIELD

During the 2007 offseason, Samari Rolle joined Jaguars RB Fred Taylor, Eagles CB Lito Sheppard and their wives on a safari to South Africa.

2006: (with Baltimore) Started all 16 games at CB, posting 60 tackles (2nd-highest total of his career), 13 PD, 3 INTs and 1 sack...**2006 SEASON HIGHLIGHTS:** Recorded 5 solo tackles and sealed a Ravens' win with an INT (which he returned 44 yards) in the 4th quarter in the 19-7 win in the **season finale vs. Buf. (12/31)**...Netted 5 solo tackles, including 1 TFL and 2 PD in **game 12 at Cin. (11/30)**...Started and had 2 solo tackles and 2 PD, helping the Ravens force 3 turnovers in the 27-0 win in **game 11 vs. Pit. (11/26)**...Started and posted 4 tackles and 1 sack (his 1st sack since the 2001 season), 1 PD, helping to hold the Falcons to 82 net yards passing in the 24-10 win in **game 10 vs. Atl. (11/19)**...Posted 3 solo tackles, 2 PD and intercepted Carson Palmer in the 1st quarter, which he returned 24 yards, and as he was being tackled, Rolle handed off to Ed Reed, who raced 25 yards for a TD in the 26-20 win in **game 8 vs. Cin. (11/5)**.

2005: (with Baltimore) Started all 16 games in his 1st year with the Ravens, posting 45 tackles (40 solo), was 2nd on the team with 14 PD, posted 1 FF and had 1 INT...**2005 SEASON HIGHLIGHTS:** Posted 5 solo tackles in the 30-23 win in **game 15 vs. Min. (12/25)**...Had 1 solo tackle, 3 PD and his *1st INT as a Raven* in the 48-3 win in **game 14 vs. GB (12/19)**...Started and had 6 tackles (5 solo) and 2 PD in **game 12 vs. Hou. (12/4)**...Posted 3 solo tackles and led the team with 3 PD in **game 9 at Jax. (11/13)**...Posted 5 tackles (4 solo) and 1 PD in his Ravens' debut in **game 1 vs. Ind. (9/11)**.

2004: (with Tennessee) Started and saw action in 11 games before a knee injury sidelined him for final 5 games of the season...Posted 26 tackles (24 solo), 6 PD and 1 INT in limited action...**2004 SEASON HIGHLIGHTS:** Started at CB and tallied 6 tackles and 1 PD in **game 9 vs. Chi. (11/14)**...Helped limit the Bears to 75 net passing yards...Started at CB and totaled 7 tackles in game 8 in 27-20 win in **game 8 vs. Cin. (10/31)**...Helped limit Pro Bowl WR Chad Johnson to 67 yards

22 SAMARI ROLLE

on 6 receptions...Started and tallied 1 tackle and 1 PD while limiting WR Jimmy Smith to 3 receptions in **game 3 vs. Jax. (9/26)**...Started and tallied 2 tackles and 1 INT when he intercepted Jay Fiedler in end zone to end Dolphins 2nd quarter scoring drive in the **season opener at Mia. (9/12)**...The INT was the 23rd of his career, which surpassed Marcus Robertson for 10th on team's all-time list.

2003: (with Tennessee) Started each of the 13 games he played, recording a team-high 6 INTs, his 2nd-highest total in career (7 in 2000)...Covered the opposing team's best WR on a weekly basis, collecting 29 tackles, 16 PD and 2 FRs...Started both postseason games, collecting 9 tackles, 2 PD and 1 INT, his 2nd-career postseason INT...Missed 3 games after dislocating his left elbow at NE (10/5)...**2003 SEASON HIGHLIGHTS:** Recorded 1 tackle and 1 PD while limiting Buccaneers leading WR Keenan McCardell, to 1 reception for 5 yards, his lowest yardage total in a regular season game since 12/20/98 (0 yards) in the **season finale vs. TB (12/28)**...Recorded 1 tackle, while intercepting 2 David Carr passes and returned a 3rd-quarter fumble 61 yards for a TD in **game 15 at Hou. (12/21)**...Ended the game by picking off Carr to mark 4th time in his career when he recorded 2 or more INTs...Posted his 3rd INT of the season, intercepting Byron Leftwich while limiting Jimmy Smith, Jacksonville's all-time leader in receptions and receiving yards, to 1 reception for 5 yards, his lowest yardage total in a game since 12/23/00 (for 0 yards) in **game 10 vs. Jax. (11/16)**...

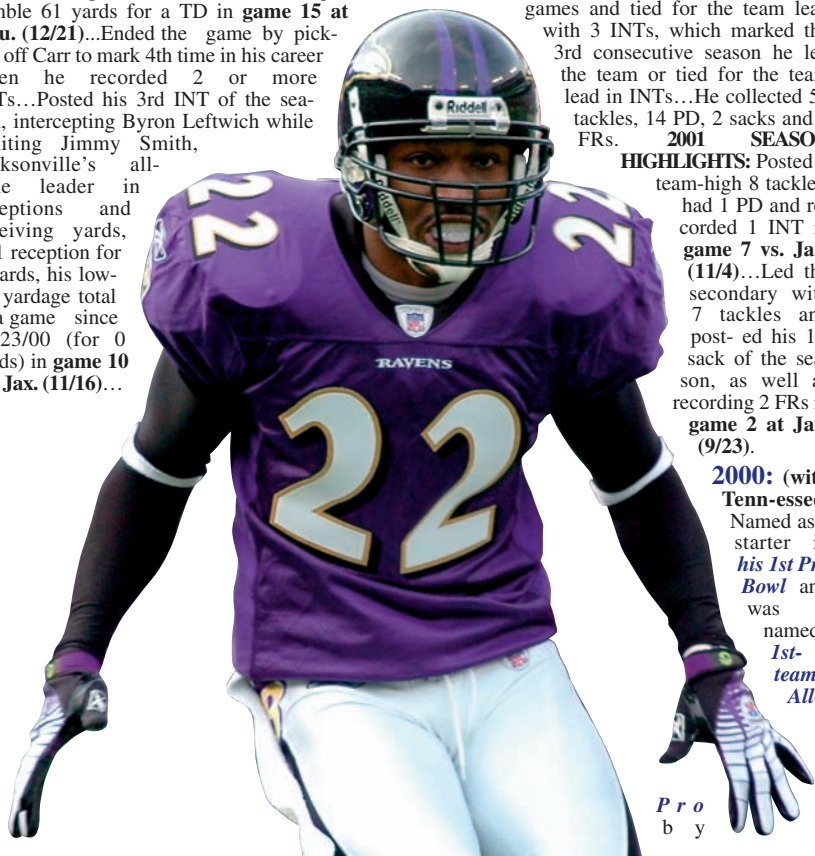
Totaled 4 tackles, 3 PD and 1 INT, which he returned 49 yards to Pittsburgh's 1-yard line to set up a TD with less than 1 minute remaining in the 1st half in **game 4 at Pit. (9/28)**...Limited WR Plaxico Burress to 4 receptions, keeping him out of the end zone in the game.

2002: (with Tennessee) Started every game, collecting 44 tackles and 2 INTs, helping the defense to the 10th-overall ranking in the league...**2002 SEASON HIGHLIGHTS:** Intercepted a Tommy Maddox pass on Pittsburgh's 2nd play from scrimmage as his 16-yard return helped set up the ensuing Titans TD in the **Divisional playoff vs. Pittsburgh (1/11/03)**...Helped hold the Patriots' offense to a season-low 176 net yards, including just 134 passing yards in **game 13 vs. NE (12/16)**...Post-ed a **career-high 9 tackles** as he held Pro Bowl WR Marvin Harrison to 9 yards per catch (13.5 career average) and kept RB James Mungro out of end zone on a 4th-and-goal play in the 3rd quarter in **game 8 at Ind. (11/3)**.

2001: (with Tennessee) Started 14 games and tied for the team lead with 3 INTs, which marked the 3rd consecutive season he led the team or tied for the team lead in INTs...He collected 56 tackles, 14 PD, 2 sacks and 2 FRs.

2001 SEASON HIGHLIGHTS: Posted a team-high 8 tackles, had 1 PD and recorded 1 INT in **game 7 vs. Jax. (11/4)**...Led the secondary with 7 tackles and post-ed his 1st sack of the season, as well as recording 2 FRs in **game 2 at Jax. (9/23)**.

2000: (with Tennessee) Named as a starter in **his 1st Pro Bowl** and was named **1st-team All-**



Pro by



22 SAMARI ROLLE

AP, *Sporting News*, *Football Digest* and *College and Pro Football News-weekly* and was named All-AFC by *Football News* and All-AFC and All-NFL by *Pro Football Weekly*... Led the team and tied for 1st in the AFC with 7 INTs, including 6 picks over a 5-game stretch from 10/30 at Was. to 11/26 at Jax...Helped the team to the NFL's top ranking in pass defense (151.5 ypg) and total defense (238.4 ypg)... **2000 SEASON HIGHLIGHTS:** Started and recorded 2 interceptions of Mark Brunell in **game 12 at Jax. (11/26)**...Intercepted 2 Brad Johnson passes in a *Monday Night Football* win in **game 8 at Was. (10/30)**...Rolle returned the 1st INT for an 81-yard TD with no time left on clock in the 1st half...The return was the 6th longest in Titans history...Was named **AFC Defensive Player of the Week**, and the TD return won the DirecTV "NFL Play of the Week" Award...Intercepted Doug Pederson in **game 11 vs. Cle. (11/19)** and Kordell Stewart in the 1st quarter in **game 9 vs. Pit. (11/5)**...Recorded his 1st INT of the season against Kerry Collins in a win in **game 4 vs. NYG (10/1)**.

1999: (with Tennessee) Started all 16 games for the 1st time in his career and led team with 4 INTs...Also ranked 2nd on the team with 17 PD...Was named to the *USA Today's* All-Joe Team, which honors players who are not Pro Bowl players yet, but soon will be...**1999 SEASON HIGHLIGHTS:** Tied a Titans' franchise record with 3 INTs in **game 15 vs. Jax. (12/26)**, including 2 in the end zone...Intercepted Mark Brunell once and Jay Fiedler twice in becoming 1 of just 3 NFL players (Sam Madison and Champ Bailey) to collect 3 INTs in a game in 1999...**Matched his career high with 2 sacks in game 5 vs. Bal. (10/10)**...Produced a game-saving play in **game 3 at Jax. (9/26)**, when he picked off his a pass in the end zone with 52 seconds remaining in the game to seal the victory.

1998: (with Tennessee) Saw action in 15 games as a rookie with 1 start (at Sea., 11/29), seeing majority of his action in nickel and dime packages...Led all Tennessee rookie defenders with 30 tackles and ranked 3rd on the team with 7 PD...**1998 SEASON HIGHLIGHTS:** Recorded his **1st-career sack in game 13 vs. Bal. (12/6)**, dropping Jim Harbaugh twice in the 4th quarter...Made his **1st-career NFL appearance in game 2 vs. SD (9/13)**, recording 3 tackles...Suffered a concussion to his spinal cord in training camp, which caused him to miss the final 3 preseason games and the season opener.

COLLEGE: Played in 38 games, starting 24 at Florida State...Posted 111 career tackles and hauled in 12 INTs in his 4 seasons with the Seminoles...Four of his career INTs came versus in-state rival Miami...As a senior, Rolle was named 3rd-team All-America by *Football News* and 1st-team All-ACC after recording a team-high 7 INTs...He was named ACC DB of the Week after picking off a pair of passes in a 47-0 victory over Miami...As a junior, recorded an INT in a No. 1-vs.-No. 2 showdown with Florida in Tallahassee...Majored in political science.

PERSONAL: Named *SuperPrep* Dixie Defensive Player of the Year and was a Dream Team selection by *Blue Chip Illustrated* for the Miami Beach (FL) High Tide...He had 62 tackles and 6 INTs as a senior and also threw for 1,217 yards and 8 TDs at QB, rushed for 402 yards and returned 3 punts for TDs...He also played in the Super 24 Florida-Georgia All-Star Game...Along with his wife, Danisha, and the **Samari Rolle Foundation**, in 2002, he kicked off a bowling tournament featuring his Titans teammates, members of the media and corporate sponsors...His foundation, which helps inner-city residents, had also sponsored a Thanksgiving turkey giveaway, a Christmas toy giveaway, an event that provided free makeovers for homeless women and free sneakers from his Reebok account to inner-city youth...One of his framed jerseys of NFL players in Rolle's "Game Room" is of former HS teammate CB Duane Starks, who was chosen by the Baltimore Ravens in the 1st round of the 1999 draft...He wears No. 22 with the Ravens as a tribute to Starks...Rolle had a satellite dish installed in order to watch HS football games featuring teams from the states of Florida, California and Texas...Rolle, who wants to become a scout or coach following his playing days, can watch live games in his living room on Friday nights or taped contests following games on Sundays; his interests are always on the up-and-coming CBs in the country...In Dec. 2005 and '06, Samari participated in the Ravens ACT Auction party that benefits the Ravens All Community Team Foundation and all of the player foundations...Partnered with WR Derrick Mason and QB Kyle Boller to host the Holiday Helpers event at the Pikesville, MD Target...In conjunction with their foundations, the players donated \$10,000 in 2005 and \$15,000 each in 2006 to provide 100 children with \$150 gift certificates to Target...During the 2007 offseason, Samari and his wife joined Jacksonville Jaguar RB Fred Taylor and his wife and Philadelphia Eagles CB Lito Sheppard and his wife on a safari to South Africa...Samari and Danisha have 2 daughters, Samara, 7 and Amari Michelle (born 6/18/06), and a son, Jamir, 2...Named after an African king, "Samari," which means "strength"...Full name: Samari Toure Rolle.

22 SAMARI ROLLE

2006

Game-by-Game Tackles

Ravens

Date/Opp.	TT	Solo	AS	INT	FF	FR	Sacks	PD
9/10 @ TB	6	4	2	0-0	0	0	0-0	0
9/17 vs. Oak.	3	2	1	0-0	0	0	0-0	0
9/24 @ Cle.	4	4	0	0-0	0	0	0-0	0
10/1 vs. SD.	2	2	0	0-0	0	0	0-0	2
10/9 @ Den.	3	3	0	1-(8)	0	0	0-0	1
10/15 vs. Car.	5	5	0	0-0	0	0	0-0	0
10/29 @ NO.	2	2	0	0-0	0	0	0-0	0
11/5 vs. Cin.	3	3	1	0-24	0	0	0-0	2
11/12 @ Ten.	4	3	1	0-0	0	0	0-0	0
11/19 vs. Atl.	4	4	0	0-0	0	1-7	1	1
11/26 vs. Pit.	2	2	0	0-0	0	0	0-0	2
11/30 @ Cin.	2	2	0	0-0	0	0	0-0	2
12/10 @ KC	2	2	0	0-0	0	0	0-0	1
12/17 vs. Cle.	3	3	0	0-0	0	0	0-0	1
12/24 @ Pit.	7	6	1	0-0	0	0	0-0	0
12/31 vs. Buf.	5	5	0	1-44	0	0	0-0	1
Totals	60	55	5	3-60	0	0	1-7	13

Playoffs

1/13/07 vs. Ind.	4	3	1	0-0	0	0	0-0	1
Totals	4	3	1	0-0	0	0	0-0	1

2004

Game-by-Game Tackles

Titans

Date/Opp.	TT	Solo	AS	INT	FF	FR	Sacks	PD
9/12 @ Mia.	2	2	0	1-0	0	0	0-0	1
9/19 vs. Ind.	3	2	1	0-0	0	1	0-0	1
9/26 vs. Jax.	1	1	0	0-0	0	1	0-0	1
10/3 @ SD.	1	1	0	0-0	0	0	0-0	0
10/11 @ GB	1	1	0	0-0	0	0	0-0	1
10/17 vs. Hou.	1	1	0	0-0	0	0	0-0	1
10/24 @ Min.	1	1	0	0-0	0	0	0-0	0
10/31 vs. Cin.	7	7	0	0-0	0	0	0-0	0
11/14 vs. Chi.	6	6	0	0-0	0	0	0-0	1
11/21 @ Jax.	1	0	1	0-0	0	0	0-0	0
11/28 @ Hou.	2	2	0	0-0	0	0	0-0	0
12/5 @ Ind.				INACTIVE-KNEE				
12/13 vs. KC				INACTIVE-KNEE				
12/19 @ Oak.				INACTIVE-KNEE				
12/25 vs. Den.				INACTIVE-KNEE				
1/2/05 vs. Det.				INACTIVE-KNEE				
Totals	26	24	2	1-0	0	2	0-0	6

2002

Game-by-Game Tackles

Titans

Date/Opp.	TT	Solo	AS	INT	FF	FR	Sacks	PD
9/8 vs. Phi.	3	2	1	0-0	0	0	0-0	0
9/15 @ Dal.	2	2	0	0-0	0	0	0-0	2
9/22 vs. Cle.	4	3	1	0-0	0	0	0-0	1
9/29 @ Oak.	1	0	1	0-0	0	0	0-0	0
10/6 vs. Was.	4	4	0	0-0	0	0	0-0	2
10/13 vs. Jax.	2	2	0	0-0	0	0	0-0	0
10/27 @ Cin.	6	5	1	0-0	0	0	0-0	0
11/3 @ Ind.	9	8	1	0-0	0	0	0-0	1
11/10 vs. Hou.	1	1	0	1-0	0	0	0-0	1
11/17 vs. Pit.	2	2	0	0-0	0	0	0-0	1
11/24 @ Bal.	2	2	0	0-0	0	0	0-0	0
12/1 @ NYG	1	0	1	0-0	0	0	0-0	0
12/8 vs. Ind.	1	1	0	0-0	0	0	0-0	2
12/16 vs. NE	2	1	1	0-0	0	0	0-0	0
12/22 @ Jax.	3	3	0	0-0	0	0	0-0	1
12/29 @ Hou.	1	1	0	1-0	0	0	0-0	3
Totals	44	37	7	2-0	0	0	0-0	14

Playoffs

1/11/03 vs. Pit.	2	2	0	1-16	0	0	0-0	1
1/19/03 @ Oak.	4	4	0	0-0	0	1	0-0	1
Totals	6	6	0	1-16	0	1	0-0	2

2005

Game-by-Game Tackles

Ravens

Date/Opp.	TT	Solo	AS	INT	FF	FR	Sacks	PD
9/11 vs. Ind.	5	4	1	0-0	0	0	0-0	1
9/18 @ Ten.	1	1	0	0-0	1	0	0-0	1
10/2 vs. NYJ	0	0	0	0-0	0	0	0-0	0
10/9 @ Det.	2	1	1	0-0	0	0	0-0	2
10/16 vs. Cle.	2	2	0	0-0	0	0	0-0	0
10/23 @ Chi.	3	2	1	0-0	0	0	0-0	0
10/31 @ Pit.	3	3	0	0-0	0	0	0-0	0
11/6 vs. Cin.	5	5	0	0-0	0	0	0-0	0
11/13 @ Jax.	3	3	0	0-0	0	0	0-0	3
11/20 vs. Pit.	3	2	1	0-0	0	0	0-0	2
11/27 @ Cin.	4	4	0	0-0	0	0	0-0	0
12/4 vs. Hou.	6	5	1	0-0	0	0	0-0	2
12/11 @ Den.	2	2	0	0-0	0	0	0-0	0
12/19 vs. GB	1	1	0	1-0	0	0	0-0	3
12/25 vs. Min.	5	5	0	0-0	0	0	0-0	0
1/1/06 @ Cle.	0	0	0	0-11	0	0	0-0	0
Totals	45	40	5	1-11	1	0	0-0	14

2003

Game-by-Game Tackles

Titans

Date/Opp.	TT	Solo	AS	INT	FF	FR	Sacks	PD
9/7 vs. Oak.	5	3	2	0-0	0	0	0-0	1
9/14 @ Ind.	3	3	0	0-0	0	0	0-0	0
9/21 vs. NO.	0	0	0	0-0	0	1	0-0	2
9/28 @ Pit.	4	3	1	1-49	0	0	0-0	3
10/5 @ NE	0	0	0	0-0	0	0	0-0	0
10/12 vs. Hou.				INACTIVE-ELBOW				
10/19 @ Car.				INACTIVE-ELBOW				
10/26 @ Jax.				INACTIVE-ELBOW				
11/9 vs. Mia.	2	1	1	1-36	0	0	0-0	2
11/16 vs. Jax.	1	1	0	1-52	0	0	0-0	1
11/23 @ Atl.	2	2	0	0-0	0	0	0-0	0
12/1 @ NYJ	6	4	2	0	1-4	0	0-0	2
12/7 vs. Ind.	6	4	2	0-0	0	0	0-0	1
12/14 vs. Buf.	2	2	0	0-0	0	0	0-0	1
12/21 @ Hou.	1	1	0	2-0	1	0	0-0	2
12/28 vs. TB	1	1	0	0-0	0	0	0-0	1
Totals	29	23	6	6-141	0	2	0-0	16

Playoffs

1/3/04 @ Bal.	5	4	1	1-1	0	0	0-0	2
1/10/04 @ NE	4	4	0	0-0	0	0	0-0	0
Totals	9	8	1	1-1	0	0	0-0	2

2001

Game-by-Game Tackles

Titans

Date/Opp.	TT	Solo	AS	INT	FF	FR	Sacks	PD
9/9 vs. Mia.	1	1	0	0-0	0	0	0-0	2
9/23 @ Jax.	7	7	0	0-0	0	2	1-0	0
10/7 @ Bal.	4	4	0	0-0	0	0	0	0
10/14 vs. TB				INACTIVE-NECK				
10/21 @ Det.				INACTIVE-NECK				
10/29 @ Pit.	2	2	0	0-0	0	0	1-4	0
10/4 vs. Jax.	8	7	1	1-0	0	0	0-0	1
11/12 vs. Bal.	5	4	1	0-0	0	0	0-0	1
11/18 @ Cin.	4	4	0	1-0	0	0	0-0	2
11/25 vs. Pit.	2	1	1	0-0	0	0	0-0	1
12/2 @ Cle.	5	4	1	0-0	0	0	0-0	2
12/9 @ Min.	2	2	0	0-0	0	0	0-0	1
12/16 vs. GB	1	1	0	0-0	0	0	0-0	1
12/22 @ Oak.	3	3	0	0-0	0	0	0-0	1
12/30 vs. Cle.	4	1	3	0-0	0	0	0-0	0
1/6/02 vs. Cin.	8	8	0	1-3	0	0	0-0	2
Totals	56	49	7	3-3	0	2	2-4	14

22 SAMARI ROLLE



22 SAMARI ROLLE

2000

Game-by-Game Tackles

Titans

Date/Opp.	TT	Solo	AS	INT	FF	FR	Sacks	PD
9/3 @ Buf.	4	3	1	0-0	0	0	1-8	1
9/10 vs. KC	3	3	0	0-0	0	0	0-0	1
9/24 @ Pit.	1	1	0	0-0	0	0	0-0	2
10/1 vs. NYG	2	1	0	1-1	0	0	0-0	2
10/8 @ Cin.	3	3	0	0-0	0	0	0-0	1
10/16 vs. Jax.	2	2	0	0-0	0	1	0-0	1
10/22 @ Bal.	INACTIVE - ANKLE							
10/30 @ Was.	4	4	0	2-811	0	0	0-0	2
11/5 vs. Pit.	1	0	1	1-1	0	0	0-0	0
11/12 vs. Bal.	4	3	1	0-0	0	0	0-0	0
11/19 vs. Cle.	2	0	2	1-18	0	0	0-0	0
11/26 @ Jax.	3	2	1	2-(-1)	0	0	0-0	1
12/3 @ Phi.	6	1	5	0-0	0	0	0-0	0
12/10 vs. Cin.	3	2	1	0-0	0	0	0-0	0
12/17 @ Cle.	3	2	1	0-0	0	0	0-0	2
12/25 vs. Dal.	1	0	1	0-0	0	0	0.5-1.5	1
Totals	42	27	157-140	0	1	1	1.5-9.5	14

Playoffs

1/7/01 vs. Bal.	3	3	0	0-0	0	0	0-0	0
Totals	3	3	0	0-0	0	0	0-0	0

1999

Game-by-Game Tackles

Titans

Date/Opp.	TT	Solo	AS	INT	FF	FR	Sacks	PD
9/12 vs. Cin.	8	6	2	0-0	0	0	0-0	1
9/19 vs. Cle.	3	2	1	0-0	0	0	0-0	0
9/26 @ Jax.	4	3	1	0-0	0	0	0-0	1
10/3 @ SF	3	3	0	0-0	0	0	0-0	0
10/10 vs. Bal.	8	8	0	0-0	0	0	2-21	0
10/17 @ NO	4	3	1	0-0	0	0	0-0	1
10/31 vs. STL	2	2	0	0-0	0	0	0-0	1
11/7 @ Mia.	3	3	0	0-0	0	0	0-0	2
11/14 @ Cin.	5	5	0	0-0	0	0	0-0	0
11/21 vs. Pit.	4	2	2	0-0	0	0	0-0	1
11/28 @ Cle.	5	3	2	0-0	0	0	1-8	4
12/5 @ Bal.	2	2	0	0-0	0	0	0-0	1
12/9 vs. Oak.	6	4	2	0-0	0	1	0-0	0
12/19 vs. Atl.	2	2	0	0-0	0	0	0-0	1
12/26 vs. Jax.	4	3	1	3-66	0	0	0-0	4
1/2/00 @ Pit.	7	6	1	0-0	0	0	0-0	0
Totals	70	57	13	4-66	0	1	3-29	17

Playoffs

1/8/00 vs. Buf.	4	2	2	0-0	0	0	0-0	1
1/16/00 @ Ind.	4	4	0	0-0	0	0	0-0	1
1/23/00 @ Jax.	4	4	0	0-0	0	0	0-0	0
1/30/00 @ STL	1	1	0	0-0	0	0	0-0	1
Totals	13	11	2	0-0	0	0	0-0	3

22 SAMARI ROLLE



HOLIDAY HELPERS

Samari Rolle partnered with teammates Derrick Mason and Kyle Boller in December of 2006 to host the 2nd Annual Holiday Helpers event at the Pikesville, MD, Target. In conjunction with their foundations, the players donated \$15,000 each, to provide 100 children with \$150 gift certificates to Target.

Ravens mascot Poe (left) stops to pose for pictures with a few of the holiday shoppers at the 2nd Annual Holiday Helpers in December of 2006.

RAVENS PRONUNCIATION GUIDE

Kyle BollerBOWL-er
 Dwan Edwardsda-WAHN
 Yamon FigursYA-mahn Figures
 Sam KochCook
 Atiyah Ellisonah-TEE-ah
 Haloti Ngataha-LOW-tee Na-tah
 Mike KracalikKRAH-cha-lick

Ikechuku NdukweE-K-choo-koo
IN-duke-way
 Brian RimpfRIMF
 Musa SmithMOO-sah
 Quinn SypniewskiSIP-new-ski
 Keydrick VincentKEY-drik

22 SAMARI ROLLE

1998

Game-by-Game Tackles

Oilers

Date/Opp.	TT	Solo	AS	INT	FF	FR	Sacks	PD
9/6 @ Cin.	INACTIVE-SPINALCORD CONCUSSION							
9/13 vs. SD	3	3	0	0-0	0	0	0-0	0
9/20 @ NE	3	3	0	0-0	0	0	0-0	0
9/27 vs. Jax.	2	2	0	0-0	1	0	0-0	0
10/11 @ Bal.	3	2	0	0-0	0	0	0-0	1
10/18 vs. Cin.	1	1	0	0-0	0	0	0-0	0
10/25 vs. Chi.	2	1	1	0-0	0	0	0-0	0
11/1 @ Pit.	2	1	1	0-0	0	0	0-0	1
11/8 @ TB	2	2	0	0-0	0	0	0-0	0
11/15 vs. Pit.	1	1	0	0-0	0	0	0-0	0
11/22 vs. NYJ	5	3	2	0-0	0	0	0-0	1
11/29 @ Sea.	3	2	1	0-0	0	0	0-0	0
12/6 vs. Bal.	2	2	0	0-0	0	0	2-14	2
12/13 @ Jax.	1	0	1	0-0	0	0	0-0	2
12/20 @ GB	0	0	0	0-0	0	0	0-0	0
12/26 vs. Min.	0	0	0	0-0	0	0	0-0	0
Totals	28	22	6	0-0	1	0	2-14	7



22 SAMARI ROLLE

REGULAR SEASON

Year	Team	GP	GS	TACKLES				INTERCEPTIONS				FUMBLES				
				TT	Solo	Asst	SK	Yards	No	Yds	Lg	TDs	PD	FF	FR	Yds
1998	Tennessee	15	1	30	22	8	2	14	0	0	0	0	7	1	0	0
1999	Tennessee	16	16	70	57	13	3	29	4	66	0	17	0	1	3	
2000	Tennessee	15	15	42	27	15	1.5	9.5	7	140	81t	1	19	0	1	0
2001	Tennessee	14	14	56	49	7	2	4	3	3	3	0	14	0	2	26
2002	Tennessee	16	16	44	37	7	0	0	2	0	0	0	14	0	0	0
2003	Tennessee	13	13	29	23	6	0	0	6	141	52	0	16	0	2	64
2004	Tennessee	11	11	26	24	2	0	0	1	0	0	0	6	0	2	5
2005	Baltimore	16	16	45	40	5	0	0	1	11	11	0	14	1	0	0
2006	Baltimore	16	16	60	55	5	1	7	3	60	44	0	13	0	0	0
Totals		132	118	402	334	68	9.5	63.5	27	421	81t	1	120	2	8	98

CAREER SINGLE-GAME HIGHS (regular season)

Total Tackles:

9 (11/3/02 at Ind.)

Sacks:

2 2 times (last: 10/10/99 vs. Bal.)

Forced Fumbles:

1 2 times (last: 9/18/05 at Ten.)

Passes Defensed:

4 2 times (last: 12/26/99 at Cle.)

Solo Tackles:

8 2 times (last: 11/3/02 at Ind.)

INTs:

3 (12/26/99 vs. Jax.)

Fumble Recoveries:

2 2 times (last: 9/23/01 at Jax.)

POSTSEASON

Year	Team	GP	GS	TACKLES				INTERCEPTIONS				FUMBLES				
				TT	Solo	Asst	SK	Yards	No	Yds	Lg	TDs	PD	FF	FR	Yds
1999	Tennessee	4	4	13	11	3	1	2	0	0	0	0	3	0	0	0
2000	Tennessee	1	1	3	3	0	0	0	0	0	0	0	0	0	0	0
2002	Tennessee	2	2	6	6	0	0	0	1	16	16	0	2	0	1	0
2003	Tennessee	2	2	9	8	1	0	0	1	1	1	0	2	0	0	0
2006	Baltimore	1	1	4	3	1	0	0	0	0	0	0	1	0	0	0
Totals		10	10	35	31	5	1	2	2	17	16	0	8	0	1	0

22 SAMARI ROLLE





34 CORY ROSS

RUNNING BACK

YEARS IN NFL: 2

HT: 5-6

WT: 201

COLLEGE: NEBRASKA

HS: THOMAS JEFFERSON (DENVER, CO)

BORN: 9/22/82 IN DENVER, CO

JOINED RAVENS: ROOKIE FREE AGENT, 2006

GAMES PLAYED/STARTED: (2006 4/0) **Total 4/0****Playoffs** (2006, 1/0) **Total 1/0****TRANSACTIONS:** Cory Ross signed with the Ravens as a rookie free agent on 5/12/06.

PRO: Talented return artist with good speed and impressive open-field moves...Saw action in 4 games, taking over return duties for an injured B.J. Sams (ankle) after making the team as a rookie free agent in 2006...Averaged 21.6 yards per KOR (9 for 194 yards) and 2.8 yards per PR (13 for 37 yards)...Also saw action in the Ravens' postseason contest vs. Indianapolis, returning 6 KO for 124 yards and had 2 punt returns for 30 yards.

2006: Saw action in 4 games, taking over return duties for an injured B.J. Sams (ankle) after making the team as a rookie free agent...Averaged 21.6 yards per KOR (9 for 194 yards) and 2.8 yards per PR (13 for 37 yards) on the year...**2006 SEASON HIGHLIGHTS:** Saw action in his *1st-career post-season game* returning 6 KO for 124 yards (20.7 avg.) and averaging 15.0 yards per punt return (2 for 30 yards) in the **Divisional Playoff game vs. Ind. (1/13/07)**...Returned 2 KO for 39 yards (19.5 avg.) and 3 punts for 13 yards in the 19-7 win in the **season finale vs. Buf. (12/31)**...Returned 1 KO for 24 yards and 3 punts for 6 yards in the 31-7 win in **game 15 at Pit. (12/24)**...Returned 4 kicks for 80 yards (20.0 avg.) and had 5 punt returns for 20 yards in the 27-17 win in **game 14 vs. Cle. (12/17)**...Saw action in his *1st NFL game* and returned 2 KO for 51 yards (25.5 avg.) in the 20-10 victory in **game 13 at KC (12/10)**... Was a game-day inactive in the 1st 12 games of the season.

OFF THE FIELD

Cory Ross bagged groceries in September of 2006 at a Giant grocery store with donations benefiting the Carroll County Youth Service Bureau.

COLLEGE: Named Nebraska's Offensive MVP after both his junior and senior seasons and finished his career as one of the most versatile RBs in Husker history...Ranked 9th on Nebraska's all-time rushing list with 2,743 yards...In addition, Ross finished his career with 71 receptions to rank 6th on the Huskers' career charts...He is the only player in Nebraska school history to rank in the top 10 in both rushing yards and receptions...Was a co-captain in his final season and earned 2nd-team All-Big 12 honors as a senior...Ross also earned Nebraska's prestigious Tom Novak Award for outstanding leadership and character in 2005...As a senior, Ross led Nebraska with 882 rushing yards, including a season-high 161 yards in his Husker finale against Michigan in the Alamo Bowl...He also hauled in a Nebraska RBs record 43 receptions in 2005 and grabbed 3 TD receptions...Ross also set Nebraska RB records for receiving yards in a game (131 vs. Iowa State) and receptions in a game (9 at Colorado)...Finishing with 1,102 yards rushing and 6 TDs as a junior, along with a pair of TD receptions...He became the 1st Husker I-back to top 1,000 yards since 2001, en route to 2nd-team All-Big 12 honors, as well as team Offensive MVP honors...His 1,102-yard season was the 27th 1,000-yard effort in school history and the 18th-most productive single-season rushing total in Nebraska history...Ross averaged 100.2 rushing yards per game, a total that ranked 5th in the Big 12 and 23rd nationally...Ross also caught 21 passes, including a pair of TDs...His 21 receptions were 3rd on the team and the most by a Nebraska RB since 1994...His 262 yards receiving were the most by a back since 1969...Ross scored his 1st-career TD reception against Kansas and had a 74-yard TD reception against Baylor, the longest reception by a Nebraska back since 1978...Played sparingly early in the 2003 season, before taking over the starting role for the season's final 3 games and recording 3 100-yard outings, finished with 575 yards rushing...He concluded the season with 138 yards on a school-record 37 carries in Nebraska's Alamo Bowl win over Michigan State...Rushed for 184 yards and 2 TDs as a redshirt freshman in 2002...He redshirted in his 1st season in the Nebraska program in 2001.

PERSONAL: Was an All-American CB and started at RB at Thomas Jefferson (Denver, CO) HS...He rushed for 1,543 yards and 23 TDs as a senior...Led the state in total offense with 3,700 yards and had 12 return TDs (6 on KO and 6 on PRs)...Also had 5 INTs, returning 2 for TDs as a senior, and was 3rd on the squad with 84 tackles...Bagged groceries in Sept. 2006 at a Giant grocery store, with donations benefiting the Carroll County Youth Service Bureau...Participated in teammate Chris McAlister's annual foundation golf tournament in May 2007...Majored in Sociology...Older brother, Roger, played WR at Kansas.

34 CORY ROSS

2006

Game-by-Game

Ravens

KICKOFF RETURNS

PUNT RETURNS

RUSHING

RECEIVING

Date/Opp.	No.	Yds.	Avg.	LG	TD	No.	FC	Yds.	Avg.	LG	TD	No.	Yds.	Avg.	LG	TD	No.	Yds.	Avg.	LG	TD	
9/10 @ TB																						
9/17 vs. Oak.																						
9/24 @ Cle.																						
10/1 vs. SD																						
10/9 @ Den.																						
10/15 vs. Car.																						
10/29 @ NO																						
11/5 vs. Cin.																						
11/12 @ Ten.																						
11/19 vs. Atl.																						
11/26 vs. Pit.																						
11/30 @ Cin.																						
12/10 @ KC	2	51	25.5	28	0	2	1	-2	-1.0	0	0	0	0	0.0	0	0	0	0	0.0	0	0	0
12/17 vs. Cle.	4	80	20.0	28	0	5	1	20	4.0	9	0	0	0	0.0	0	0	0	0	0.0	0	0	0
12/24 @ Pit.	1	24	24.0	24	0	3	1	6	2.0	5	0	0	0	0.0	0	0	0	0	0.0	0	0	0
12/31 vs. Buf.	2	39	19.5	26	0	3	0	13	4.3	6	0	0	0	0.0	0	0	0	0	0.0	0	0	0
Totals	9	194	21.6	28	0	13	3	37	2.8	9	0	0	0	0.0	0	0	0	0	0.0	0	0	0
Playoffs																						
1/13/07 vs. Buf.	6	124	20.7	27	0	2	0	30	15.0	18	0											
Totals	6	124	20.7	27	0	2	0	30	15.0	18	0	0	0	0.0	0	0	0	0	0.0	0	0	0

REGULAR SEASON KICKOFF RETURNS

Year	Team	GP	GS	No.	Yds.	Avg.	LG	TD
2006	Baltimore	4	0	9	194	21.6	28	0
Totals		4	0	9	194	21.6	28	0

PUNT RETURNS

Year	Team	GP	GS	No.	FC	Yds.	Avg.	LG	TD
2006	Baltimore	4	0	13	3	37	2.8	9	0
Totals		4	0	13	3	37	2.8	9	0

CAREER SINGLE-GAME HIGHS (regular season)

KO Returns

Returns:

4 (12/17/06 vs. Cle.)

Yardage:

80 (12/17/06 vs. Cle.)

Long:

28 2 times (last: 12/17/06 vs. Cle.)

Touchdowns:

None

Punt Returns

Returns:

5 (12/17/06 vs. Cle.)

Yardage:

20 (12/17/06 vs. Cle.)

Long:

9 (12/17/06 vs. Cle.)

Touchdowns:

None

POSTSEASON

KICKOFF RETURNS

Year	Team	GP	GS	No.	Yds.	Avg.	LG	TD
2006	Baltimore	1	0	6	124	20.6	27	0
Totals		1	0	6	124	20.6	27	0

PUNT RETURNS

Year	Team	GP	GS	No.	Yds.	Avg.	LG	TD
2006	Baltimore	1	0	2	30	15.0	18	0
Totals		1	0	2	30	15.0	18	0

34 CORY ROSS





36 B.J. SAMS

RETURN SPECIALIST/DEFENSIVE BACK

YEARS IN NFL: 4

HT: 5-10

WT: 185

COLLEGE: MCNEESE STATE

HS: MANDEVILLE (LA)

BORN: 10/29/80, MANDEVILLE, LA.

JOINED RAVENS: ROOKIE FREE AGENT, 2004

GAMES PLAYED/STARTED: (2004, 16/1); (2005, 14/0); (2006 12/0) **Total 42/1**

TRANSACTIONS: B.J. Sams re-signed with the Baltimore Ravens on 3/23/06...Re-signed with the Ravens on 5/23/05...Originally signed with the Ravens on 4/30/04 as a rookie free agent.

PRO: Explosive game-changing return specialist who was having a tremendous year in **2006** before an injury cut his season short...Saw action in 12 games before being placed on Injured Reserve (ankle) on 12/4...Finished 7th in the AFC and 10th in the NFL with a 25.7-yard KOR average (30 for 772 yards) and 6th in the AFC and 7th in the NFL with a 10.6-yard PR average (29 for 307 yards)...Played in 14 games (missing the final 2 games with a knee injury) in **2005**...Earned *The Sporting News All-Pro* honors when he finished the season **leading the AFC and 2nd in the NFL, averaging 12.2 yards per punt return** in 2005...Earned **2nd-team All Pro** honors from *College and Pro Football Weekly*, and was an **All-Conference** and **All-Rookie** choice by the *Pro Football Writers* as a rookie in **2004**...Sams burst on the scene as a rookie when he set a new **single-season franchise record with 1,826 combined return yards**, including a **franchise-record 1,251 KOR yards**...Sams also posted the 2nd-most punt return yards in franchise history (575 yards), including 2 punt returns for TDs...Showing his versatility, Sams also saw action at RB and WR as a rookie, scoring 1 rushing TD...Sams also played at CB in 2005.

2006: Saw action in 12 games before being placed on Injured Reserve (ankle) on 12/4...Finished 7th in the AFC and 10th in the NFL with a 25.7-yard KOR average (30 for 772 yards) and 6th in the AFC and 7th in the NFL with a 10.6-yard PR average (29 for 307 yards)...**2006 SEASON HIGHLIGHTS:** Was placed on IR (ankle) on 12/4/06...Averaged 20.5 yards per return (2 for 41 yards) and 1 punt before leaving the game with a broken ankle in **game 12 at Cin. (11/30)**...Earned **AFC Special Teams Player of the Week** honors when he produced 212 return yards, including 3 punts for a **career-high 121 yards** in the 24-10 win in **game 10 vs. Atl. (11/19)**...He broke off returns of 65 and 59 yards (the latter set up a TD)...Also returned 3 KO for 121 yards (40.3 avg.), with a long of 65 against the Falcons...Returned 2 KO for 49 yards for a 24.5 average, with a long of 33 in the 26-20 win in **game 8 vs. Cin. (11/5)**...Also returned 3 punts for 19 yards against the Bengals...Returned 4 KO for 97 yards (24.3 avg.), with a long of 29 and had 1 punt return for 17 yards in the 16-13 win in **game 4 vs. SD (11/1)**...Returned 4 KO for 163 yards for an impressive 40.8 avg. (2nd-highest of his career), including a long of 72, setting up the Ravens' 1st FG in the 28-6 victory in **game 2 vs. Oak. (9/17)**...Also had 1 punt return for 16 yards against the Raiders.

OFF THE FIELD

B.J. Sams helped serve Thanksgiving meals to homeless men at Bart Scott's Thanksgiving event at the Helping Up Mission in November of 2006

2005: Played in 14 games (missing the final 2 games with a knee injury) in 2005...Earned *The Sporting News All-Pro* honors when he finished the season **leading the AFC and 2nd in the NFL, averaging 12.2 yards per punt return**...**2005 SEASON HIGHLIGHTS:** Had 1 KOR for 20 yards and 2 PRs for 53 yards (26.5 avg.) in the 48-3 victory in **game 14 vs. GB (12/19)**...Averaged a **career-high 46.7 yards per return** (3 returns for 140 yards), including a **career-long 87 yard KOR** to open the contest, setting up a FG, in **game 13 at Den. (12/11)**...Returned 5 punts for 54 yards (10.8 avg.), returned 1 KO for 29 yards and saw action as a CB in the 16-13 OT win in **game 10 vs. Pit. (11/20)**...Returned 4 KO, averaging 21.3 yards per return and had 2 punt returns for 46 yards (23.0 avg.), with a long of 39 in **game 9 at Jax. (11/13)**...Returned 3 punts for 74 yards (47.6 avg.) with a season-long 51-yard return, which set up a FG in **game 5 vs. Cle. (10/16)**...Also had 1 KOR for 7 yards against the Browns.

2004: Earned **2nd-team All Pro** honors from *College and Pro Football Weekly*, and was an **All-Conference** and **All-Rookie** choice by the *Pro Football Writers* as a rookie...Saw action in all 16 games, starting 1 at WR (10/10 at Was)...Sams set a new single-season franchise record with 1,826 combined return yards (formerly held by Jermaine Lewis, 1,558 yards in 2001)...Sams also tied for the league lead and franchise record with 2 PRs for TDs in a season...Returned 59 kicks for 1,251 yards (21.2 avg.) and 55 punts for 575 yards (10.5 avg.), with a long of 78 and 2 TDs...Sams already moved to 3rd place on the Ravens' all-time lists for PR and KOR yards...He also had 4 rushing attempts for 19 yards (4.8 avg.) in 2004...Sams returned 5 punts for a career-high 101 yards, including a 78-yard TD against the Redskins on Sunday Night Football (10/10)...**2004 SEASON HIGHLIGHTS:** Re-turned 4 KO for 123 yards (30.8 yard average), including a **season long of 64**, and had 3 punt returns for 27 yards in **game 14 at Ind.**

36 B.J. SAMS

(12/19)...With his 150 return yards against the Colts, Sams set a new *single-season franchise record with 1,826 combined return yards* (formerly held by Jermaine Lewis, 1,558 yards in 2001)...Scored his *1st-career rushing TD*, as he carried the ball 1 time for 5 yards in **game 6 vs. Buf. (10/24)**...Also returned 3 KO for 61 yards (20.3 avg.) and 1 punt for 2 yards against the Bills...Gave the Ravens their 1st lead of the ball game (14-10) in the 3rd quarter when he returned a punt a *career-long 78 yards* for a TD in **game 5 at Was. (10/10)**...Sams had 5 punt returns for 101 yards (20.2 avg.) and 3 KORs for 51 yards (17.0 avg.)...Combined with his KOR for TD in week 4, Sams and Jermaine Lewis are the only players in Ravens history to have 2 PRs for a TD in a single season...*Started his 1st-career game* at WR and had 2 PRs for 67 yards (33.5 avg.), including 1 he returned 58 yards for his *1st-career TD* (the 1st PR for a TD in the NFL in 2004) in **game 4 vs. KC (10/4)**...Averaged 30.5 yards per KOR (tied for 5th-best single game mark) on 6 runs against the Chiefs.

COLLEGE: A 3-year starter at McNeese State, Sams averaged 11 yards per punt return, with 3 TDS, and 24.6 yards per kickoff for the Cowboys...In 48 career games, Sams amassed 4,903 all-purpose yards with 19 TDs...Sams caught 38 passes for 299 yards as a senior (7.9 yd avg.)...Led Southland Conference and ranked 9th in the nation in all-purpose yards with 166.9 yards per game...Named McNeese Athlete of the Year, and Southland Conference Player of the Year for his performance in the 2003 season...Earned national Player of the Week awards twice his junior season for games against Western Kentucky and Villanova...Set a school record with 316 all-purpose yards against Western Kentucky...Returned punts for TDs against Youngstown State (81) and Western Kentucky (59)...Led the team in all-purpose running (1,120), kickoff returns (25.2 yards/ret), and punt returns (11.5 yards/returned) as a sophomore...Had 474 receiving yards on 26 catches with 4 TDs, including 7 receptions for 135 yards and 2 TDs against West Virginia Tech...As a true freshman, caught 1 pass for 17 yards, and returned a kickoff for 27 yards...Sams was McNeese's team MVP in 2002 and 2003.


PERSONAL: Attended Mandeville (Mandeville,

LA) HS, where he was named All-State and district MVP...Sams joined teammates in June 2004 for Operation Blessing and helped distribute perishable and non-perishable food and supplies to over 2,000 families in Park Heights...With fellow rookies, he participated in a rookie cooking class at ESPN Zone in Baltimore, where players were taught lessons on how to cook simple meals...With several teammates, Sams helped rebuild homes with Sandtown Habitat for Humanity...In Dec. 2004, Sams and teammate WR Clarence Moore served lunch to Pig Town residents at Paul's Place Outreach Center, a full service facility for the impoverished, equipped with a soup kitchen...He also spoke with children when he visited Kinder Care in Columbia, MD and Bay Brook Elementary in Baltimore during the 2005 offseason...In June 2005, Sams instructed kids at Gatorade Junior Training Camp at Kids Fest...Visited with young men at a football practice from Aunt Hattie's Place in July '05, as well as instructing kids at Art Monk's Football Camp...Joined the Darnell Dinkins Football Camp, a free 1-day football clinic and educational workshop for HS student-athletes...In October of 2005, he coached football fundamentals to more than 100 children at Mills-Parole Elementary School in Annapolis, spoke about the importance of nutrition and led football drills...In November of 2005, Sams participated in the Ravens Football 101 Festival, an annual event for women, which teaches football basics...In December of 2005, Sams was one of several

Ravens personal shopping partners to 100 children as part of the inaugural Holiday Helpers event...

Joined Ed Reed and Dick's Sporting Goods as personal shoppers for the December holidays...Reed and Dick's Sporting Goods provided the 16 young men of Aunt Hattie's Place with \$250 gift certificates

...Sams helped to refurbish house in the United Way Extreme Makeover in September of 2006...He also helped serve Thanksgiving meals to homeless men at Bart Scott's Thanksgiving event at the Helping Up Mission in November of 2006, visited the Caring Hands Adult Medical Day



2006

Game-by-Game

Ravens

KICKOFF RETURNS

PUNT RETURNS

RUSHING

RECEIVING

Date/Opp.	No.	Yds.	Avg.	LG	TD	No.	FC	Yds	Avg.	LG	TD	No.	Yds.	Avg.	LG	TD	No.	Yds.	Avg.	LG	TD	
9/10 @ TB	1	18	18.0	18	0	4	0	57	14.3	24	0	0	0	0	0	0	0	0	0	0	0	0
9/17 vs. Oak.	4	163	40.8	72	0	1	0	16	16.0	16	0	0	0	0.0	0	0	0	0	0.0	0	0	0
9/24 @ Cle.	0	0	0.0	0	0	5	0	29	5.8	14	0	0	0	0.0	0	0	0	0	0.0	0	0	0
10/1 vs. SD	4	97	24.3	29	0	1	0	17	17.0	17	0	0	0	0.0	0	0	0	0	0.0	0	0	0
10/9 @ Den.	3	56	18.7	25	0	1	2	14	14.0	14	0	0	0	0.0	0	0	0	0	0.0	0	0	0
10/15 vs. Car.	4	90	22.5	31	0	2	1	6	3.0	6	0	0	0	0.0	0	0	0	0	0.0	0	0	0
10/29 @ NO	2	44	22.0	23	0	2	0	11	5.5	13	0	0	0	0.0	0	0	0	0	0.0	0	0	0
11/5 vs. Cin.	2	49	24.5	33	0	3	0	19	6.3	9	0	0	0	0.0	0	0	0	0	0.0	0	0	0
11/12 @ Ten.	4	93	23.3	28	0	2	0	11	5.5	11	0	0	0	0.0	0	0	0	0	0.0	0	0	0
11/19 vs. Atl.	3	91	30.3	59	0	3	1	121	40.3	65	0	0	0	0.0	0	0	0	0	0.0	0	0	0
11/26 vs. Pit.	1	30	30.0	30	0	4	0	6	1.5	10	0	0	0	0.0	0	0	0	0	0.0	0	0	0
11/30 @ Cin.	2	41	20.5	21	0	1	0	0	0.0	0	0	0	0	0.0	0	0	0	0	0.0	0	0	0
12/10 @ KC																						
12/17 vs. Cle.																						
12/24 @ Pit.																						
12/31 vs. Buf.																						
Totals	30	772	25.7	72	0	29	4	307	10.6	65	0	0	0	0.0	0	0	0	0	0.0	0	0	0

Playoffs

1/13/07 vs. Ind.																						
Totals	0	0	0.0	0	0	0	0	0	0.0	0	0	0	0	0.0	0	0	0	0	0.0	0	0	0

2005

Game-by-Game

Ravens

KICKOFF RETURNS

PUNT RETURNS

RUSHING

RECEIVING

Date/Opp.	No.	Yds.	Avg.	LG	TD	No.	FC	Yds	Avg.	LG	TD	No.	Yds.	Avg.	LG	TD	No.	Yds.	Avg.	LG	TD	
9/11 vs. Ind.	3	68	22.7	27	0	3	2	51	17.0	28	0	0	0	0.0	0	0	0	0	0.0	0	0	0
9/18 @ Ten.	3	66	22.0	25	0	3	1	5	1.7	5	0	0	0	0.0	0	0	0	0	0.0	0	0	0
10/2 vs. NYJ	2	52	26.0	31	0	4	1	56	14.0	17	0	0	0	0.0	0	0	0	0	0.0	0	0	0
10/9 @ Det.	5	96	19.2	28	0	3	0	24	8.0	10	0	0	0	0.0	0	0	0	0	0.0	0	0	0
10/16 vs. Cle.	1	7	7.0	7	0	3	0	74	24.7	51	0	0	0	0.0	0	0	0	0	0.0	0	0	0
10/23 @ Chi.	3	64	21.3	24	0	3	0	11	3.7	6	0	0	0	0.0	0	0	0	0	0.0	0	0	0
10/31 @ Pit.	4	75	18.8	30	0	1	1	10	10.0	10	0	0	0	0.0	0	0	0	0	0.0	0	0	0
11/6 vs. Cin.	4	105	26.3	41	0	1	0	-1	-1.0	-1	0	0	0	0.0	0	0	0	0	0.0	0	0	0
11/13 @ Jax.	4	85	21.3	23	0	2	0	46	23.0	39	0	0	0	0.0	0	0	0	0	0.0	0	0	0
11/20 vs. Pit.	1	29	29.0	29	0	5	0	54	10.8	30	0	0	0	0.0	0	0	0	0	0.0	0	0	0
11/27 @ Cin.	8	145	18.1	34	0	2	0	18	9.0	14	0	0	0	0.0	0	0	0	0	0.0	0	0	0
12/4 vs. Hou.	2	46	23.0	29	0	1	3	0	0.0	0	0	0	0	0.0	0	0	0	0	0.0	0	0	0
12/11 @ Den.	3	140	46.7	87	0	0	1	0	0.0	0	0	0	0	0.0	0	0	0	0	0.0	0	0	0
12/19 vs. GB	1	20	20.0	20	0	2	1	53	26.5	49	0	0	0	0.0	0	0	0	0	0.0	0	0	0
12/25 vs. Min.																						
1/1/06 @ Cle.																						
Totals	44	998	22.7	87	0	33	10	401	12.2	51	0	0	0	0.0	0	0	0	0	0.0	0	0	0

2004

Game-by-Game

Ravens

KICKOFF RETURNS

PUNT RETURNS

RUSHING

RECEIVING

Date/Opp.	No.	Yds.	Avg.	LG	TD	No.	FC	Yds	Avg.	LG	TD	No.	Yds.	Avg.	LG	TD	No.	Yds.	Avg.	LG	TD	
9/12 @ Cle.	4	78	19.5	28	0	5	0	0	0.0	4	0	0	0	0.0	0	0	0	0	0.0	0	0	0
9/19 vs. Pit.	3	46	15.3	20	0	4	0	59	11.8	33	0	0	0	0.0	0	0	0	0	0.0	0	0	0
9/26 @ Cin.	3	55	18.3	28	0	4	0	84	21.0	63	0	1	8	8.0	8	0	0	0	0.0	0	0	0
10/4 vs. KC	6	183	30.5	44	0	2	2	67	33.5	58	1	0	0	0.0	0	0	0	0	0.0	0	0	0
10/10 @ Was.	3	51	17.0	22	0	5	1	101	20.2	78	1	0	0	0.0	0	0	0	0	0.0	0	0	0
10/24 vs. Buf.	3	61	20.3	25	0	1	0	2	2.0	2	0	1	5	5.0	5	1	0	0	0.0	0	0	0
10/31 @ Phi.	2	42	21.0	26	0	3	0	18	6.0	13	0	1	2	2.0	2	1	2	2.0	2	0	2	0
11/7 vs. Cle.	4	61	15.3	19	0	4	0	33	8.3	18	0	0	0	0.0	0	0	0	0	0.0	0	0	0
11/14 @ NYJ	4	101	25.3	32	0	7	1	45	6.4	19	0	0	0	0.0	0	0	0	0	0.0	0	0	0
11/21 vs. Dal.	3	42	14.0	22	0	4	1	25	6.3	18	0	0	0	0.0	0	0	0	0	0.0	0	0	0
11/28 @ NE	6	106	17.7	28	0	3	0	32	10.7	12	0	0	0	0.0	0	0	0	0	0.0	0	0	0
12/5 vs. Cin.	5	104	20.8	29	0	2	0	-4	-2.0	0	0	0	0	0.0	0	0	0	0	0.0	0	0	0
12/12 vs. NYG	2	45	22.5	24	0	5	2	54	10.8	20	0	1	4	4.0	4	0	0	0	0.0	0	0	0
12/19 @ Ind.	4	123	30.8	64	0	3	3	27	9.0	13	0	0	0	0.0	0	0	0	0	0.0	0	0	0
12/26 @ Pit.	3	75	25.0	42	0	0	0	0	0.0	0	0	0	0	0.0	0	0	0	0	0.0	0	0	0
12/05 vs. Mia.	4	78	19.5	24	0	2	2	32	16.0	23	0	0	0	0.0	0	0	0	0	0.0	0	0	0
Totals	59	1,251	21.2	64	0	55	12	575	10.5	78	2	4	19	4.8	8	1	1	2	2.0	2	0	0

36 B.J. SAMS

Care with teammate Ronnie Prude and participated in the Football 101 Festival where he signed autographs and spoke at fan forums, all in November of 2006...Participated in spring event at Camp Shores with teammate Clarence Moore in April of 2007...Full Name: Bradley Jamar Sams.

REGULAR SEASON

KICKOFF RETURNS

Year	Team	GP	GS	No.	Yds.	Avg.	LG	TD
2004	Baltimore	16	1	59	1,251	21.2	64	0
2005	Baltimore	14	0	44	998	22.7	87	0
2006	Baltimore	12	0	30	772	25.7	72	0
Totals		42	1	133	3,021	22.7	87	0

PUNT RETURNS

Year	Team	GP	GS	No.	FC	Yds.	Avg.	LG	TD
2004	Baltimore	16	1	55	12	575	10.5	78t	2
2005	Baltimore	14	0	33	10	401	12.2	51	0
2006	Baltimore	12	0	29	4	307	10.6	65	0
Totals		42	1	117	26	1,283	11.0	78t	2

CAREER SINGLE-GAME HIGHS (regular season)

KO Returns

Returns:

8 (11/27/05 at Cin.)

Yardage:

183 (10/4/04 vs. KC)

Long:

87 (12/11/05 at Den.)

Touchdowns:

None

Punt Returns

Returns:

7 (11/14/04 at NYJ)

Yardage:

121 (11/19/06 vs. Atl.)

Long:

78t (10/10/04 at Was.)

Touchdowns:

1 2 times (last: 10/10/04 at Was.)

Additional Statistics: Has 4 career rushes for 19 yards and 1 TD...Also has 1 pass reception for 2 yards.

36 B.J. SAMS

PUNT RETURN PRODUCTION

Since he entered the league as a rookie free agent in 2004, B.J. Sams has led the league in punt return yards (1,283) and is 2nd in the NFL (min. 45 returns) with an 11.0-yard punt return average. He has added 2 TDs on 117 punt returns in 42-career games.

FOLLOWING ARE THE TOP 5 PUNT RETURNERS IN THE NFL SINCE 2004:

PLAYER	TEAM	PUNT RETURNS	RETURN YARDS	Avg.
B.J. Sams	Baltimore	117	1,283	11.0
Wes Welker	Mia./NE	127	1,232	9.7
Antwaan Randle El	Pit./Was.	125	1,137	9.1
Dennis Northcutt	Cle./Jax.	99	1,112	11.2
Allen Rossum	Atlanta	91	890	9.8





42 GEROME SAPP

SAFETY

YEARS IN NFL: 5

HT: 6-1

WT: 216

COLLEGE: NOTRE DAME

HS: LAMAR (HOUSTON, TX)

BORN: 2/8/81, HOUSTON, TX

JOINED RAVENS: TRADE, 2006

GAMES PLAYED/STARTED: (2003, 14/0); (2004, 13/0) (2005, 16/2); (2006, 15/1) **Total 58/3**

Playoffs (2003, 1/0); (2004, 2/0); (2005, 2/0); (2006, 1/0) **Total 6/0**

TRANSACTIONS: Re-acquired by the Baltimore Ravens in a trade (239th overall pick in 2007) with the Indianapolis Colts on 6/19/06...Signed with the Colts as a free agent on 9/22/04...Waived by the Ravens on 9/16/04...Originally drafted by the Ravens (6th round, 182nd overall) in the 2003 Draft.

PRO: Rangy, versatile DB who is a special teams ace and a solid performer from scrimmage...Saw action in 15 games, starting 1 in **2006**...Finished with 12 tackles, 2 PD and 1 FF from scrimmage and 10 special teams tackles...Also saw action in the Ravens' postseason contest against the Colts, posting 1 special teams tackle...Played in 16 games, starting 2 for the Colts in **2005**...Posted 16 tackles from scrimmage and 28 special teams stops...Saw action in 13 games in **2004** after signing with the Colts and recorded 20 tackles from scrimmage and 16 solo special teams tackles...Appeared in 14 regular season games and 1 postseason game with Baltimore, posting 17 special teams tackles and 1 special teams FR as a rookie in 2003.

2006: (with Baltimore) Saw action in 15 games, starting 1...Finished with 12 tackles, 2 PD, 1 FF from scrimmage and 10 special teams tackles...**2006 SEASON HIGHLIGHTS:** Saw action from scrimmage and on special teams, recording 3 tackles in the 19-7 win

in the **season finale vs. Buf. (12/31)**...Subbed and had 2 tackles from scrimmage, 1 QB hit and a special teams tackle in the 27-0 win in **game 11 vs. Pit. (11/26)**...Saw action off the bench and posted 3 tackles and 2 QB hits in the 24-10 win in **game 10 vs. Atl. (11/19)**...Started and netted 4 tackles, 1 PD and 1 FF (recovered by CB Chris McAlister), which led to a Ravens' TD 9 plays later in the 35-22 victory in **game 7 at NO (10/29)**...Saw action from scrimmage (posting 2 tackles) and on special teams (2 tackles) in **game 6 vs. Car. (10/15)**.

OFF THE FIELD

Sapp helped serve Thanksgiving meals to homeless men at Bart Scott's Thanksgiving event at the Helping Up Mission in November of 2006.

2005: (with Indianapolis) Appeared in 16 regular season games and 1 postseason contest as a reserve DB and special teamer, starting 2 (his 1st-career starts)...Posted 16 tackles from scrimmage, including 9 solo, and added 28 special teams stops (21 solo)...**2005 SEASON HIGHLIGHTS:** Started and tied a season high with 5 tackles in the **season finale vs. Ari. (1/1/06)**...**Started his 1st-career game** and responded with a season-high 5 tackles from scrimmage in **game 15 at Sea. (12/24)**...Netted 4 tackles from scrimmage and an additional 4 special teams tackles in **game 7 at Hou. (10/23)**...Posted 3 stops in **game 6 vs. STL (10/17)**.

2004: (with Baltimore/Indianapolis) Saw action in 13 regular season games and 2 postseason contests with the Colts after he signed with Indianapolis (9/22) prior to game 3...Was inactive for the 1st game, before being released on 9/16 by the Ravens...Recorded 20 tackles, including 15 solo from scrimmage and had 16 solo special teams tackles...**2004 SEASON HIGHLIGHTS:** Saw action in the **Wild Card contest vs. Den. (1/9/05)** and had 2 special teams stops...Played from scrimmage and on special teams and had 5 tackles in **game 5 vs. Oak. (10/10)**...Posted a **career-high 7 tackles** (5 solo) in **game 4 at Jax. (10/3)**...Saw action off the bench and posted 4 special teams tackles in **game 3 vs. GB (9/26)**.

2003: (with Baltimore) Appeared in 14 regular season games, and 1 postseason contest on special teams, registering 17 special teams tackles and 1 special teams FR...**2003 SEASON HIGHLIGHTS:** Saw action on special teams and tied for the team lead with 2 tackles in **game 14 at Oak. (12/14)**...Played on special teams and recorded 2 tackles in 44-6 rout in **game 12 vs. SF (11/30)**...Posted 1 special teams tackle and 1 FR (muffed punt) in **game 9 at STL (11/9)**...Saw action and earned a game ball on special teams when he led the team with 4 solo special teams tackles before leaving the contest in the 2nd half with a knee injury in **game 2 vs. Cle. (9/7)**.

COLLEGE: Four-year letterman who started 16 of 43 career games...Had 155 tackles, 94 solo, 6 TFL, 3 FR, 1 FFs, 9 PD and 5 INTs...Started 10 of 12 games at SS as a senior...Had career-high 65 tackles, 39 solo, 1 FR, 1 FF, 7 PD and 4 INTs...Recorded 8 stops and a FR returned 54 yards for a TD against Purdue...Had 6 stops and 1 FF against Michigan...Netted 6 stops and 1 INT against Stanford...Had a career-high 10 tackles against Air Force...Had 7 stops and 3 PD against Florida State...Netted 7 stops and

42 GEROME SAPP

1 INT against Boston College...Posted 5 stops against Southern Cal...Started 5 of 9 games as junior...Was Thorpe Award candidate...Recorded 36 stops, 22 solo, 2 FRs and 1 PD...Moved from FS to SS...Had 5 tackles against Texas A&M and Michigan State...Had 4 stops against Southern Cal...Netted 8 tackles against Tennessee...Had 2 FR, including 39-yarder he returned for a TD, against Navy...Recorded 5 solo tackles against Stanford...Started 1 of 10 games as a sophomore...Recorded 37 stops, 22 solo, and 2 TFL...Had 5 tackles against Nebraska and West Virginia...Had 8 tackles in his 1st career start against Boston College...Posted 4 stops against Purdue, Air Force and Stanford...Posted 2 tackles against Oregon State in Fiesta Bowl...Appeared in 12 games as reserve FS his freshman season...Had 17 tackles, 11 solo, 1 PD and 1 INT...Had 1 INT against Michigan State...Majoried in finance.

PERSONAL: Attended Lamar (Houston, TX) HS...Three-year letterman...Was *Parade* and *USA Today* 1st-team All-America...Had 315 stops, 12 INTs, 15 PD, 12 FFs and 10 FRs...Had 112 stops, 3 FF, 3 FR and 5 INTs (2 for TDs) as a senior...Also pulled in 3 receptions for 62 yards and had 1 PR for TD...Was a senior captain...Was chosen for California-Texas All-Star Game...Had 107 tackles and 6 INTs as a junior...Was a 4-year letterman as a sprinter in track...Helped his school to the state finals in 4x400 relay as a junior...His brother, Charles, played RB at Colorado State and Houston (1998-02)...Sapp helped to refurbish house in the United Way Extreme Makeover in Sept. 2006...He also helped serve Thanksgiving meals to homeless men at Bart Scott's Thanksgiving event at the Helping Up Mission in Nov. 2006...Took part in Shop with a Raven, where players hosted dependants of military personnel,

2006

Game-by-Game Tackles

Ravens

Date/Opp.	TT	Solo	AS	INT	FF	FR	Sacks	PD
9/10 @ TB	SAW ACTION ON SPECIAL TEAMS							
9/17 vs. Oak.	0	0	0	0-0	0	0	0-0	0
9/24 @ Cle.	0	0	0	0-0	0	0	0-0	0
10/1 vs. SD	SAW ACTION ON SPECIAL TEAMS							
10/9 @ Den.	SAW ACTION ON SPECIAL TEAMS							
10/15 vs. Car.	2	2	0	0-0	0	0	0-0	0
10/29 @ NO	4	4	0	0-0	1	0	0-0	1
11/5 vs. Cin.	SAW ACTION ON SPECIAL TEAMS							
11/12 @ Ten.	0	0	0	0-1*	0	0	0-0	0
11/19 vs. Atl.	3	1	2	0-0	0	0	0-0	0
11/26 vs. Pit.	2	2	0	0-0	0	0	0-0	0
11/30 @ Cin.	SAW ACTION ON SPECIAL TEAMS							
12/10 @ KC	SAW ACTION ON SPECIAL TEAMS							
12/17 vs. Cle.	INACTIVE - THIGH							
12/24 @ Pit.	1	1	0	0-0	0	0	0-0	1
12/31 vs. Buf.	0	0	0	0-0	0	0	0-0	0
Totals	12	10	2	0-1*	1	0	0-0	2

Playoffs

1/13/07 vs. Ind.	0	0	0	0-0	0	0	0-0	0
Totals	0	0	0	0-0	0	0	0-0	0

*Sapp returned a lateral from Ed Reed following an INT

2005

Game-by-Game Tackles

Colts

Date/Opp.	TT	Solo	AS	INT	FF	FR	Sacks	PD
9/11 @ Bal.	1	1	0	0-0	0	0	0-0	0
9/18 vs. Jax.	0	0	0	0-0	0	0	0-0	0
9/25 vs. Cle.	1	0	1	0-0	0	0	0-0	0
10/2 @ Ten.	0	0	0	0-0	0	0	0-0	0
10/9 @ SF.	0	0	0	0-0	0	0	0-0	0
10/17 vs. STL	0	0	0	0-0	0	0	0-0	0
10/23 @ Hou.	4	2	2	0-0	0	0	0-0	0
11/7 @ NE.	0	0	0	0-0	0	0	0-0	0
11/13 vs. Hou.	0	0	0	0-0	0	0	0-0	0
11/20 @ Cin.	0	0	0	0-0	0	0	0-0	0
11/28 vs. Pit.	0	0	0	0-0	0	0	0-0	0
12/4 vs. Ten.	0	0	0	0-0	0	0	0-0	0
12/11 @ Jax.	0	0	0	0-0	0	0	0-0	0
12/18 vs. SD	0	0	0	0-0	0	0	0-0	0
12/24 @ Sea.	5	3	2	0-0	0	0	0-0	0
1/1/06 vs. Ari.	5	3	2	0-0	0	0	0-0	0
Totals	16	9	7	0-0	0	0	0-0	0

2004

Game-by-Game Tackles

Ravens/Colts

Date/Opp.	TT	Solo	AS	INT	FF	FR	Sacks	PD
9/9 @ NE	NOT ON ROSTER							
9/19 @ Ten.	NOT ON ROSTER							
9/26 vs. GB	0	0	0	0-0	0	0	0-0	0
10/3 @ Jax.	7	5	2	0-0	0	0	0-0	0
10/10 vs. Oak.	5	3	2	0-0	0	0	0-0	0
10/24 vs. Jax.	0	0	0	0-0	0	0	0-0	0
10/31 @ KC	0	0	0	0-0	0	0	0-0	0
11/8 vs. Min.	0	0	0	0-0	0	0	0-0	0
11/14 vs. Hou.	3	3	0	0-0	0	0	0-0	0
11/21 @ Chi.	0	0	0	0-0	0	0	0-0	0
11/25 @ Det.	3	2	1	0-0	0	0	0-0	0
12/5 vs. Ten.	0	0	0	0-0	0	0	0-0	0
12/12 @ Hou.	INACTIVE - RIBS							
12/19 vs. Bal.	0	0	0	0-0	0	0	0-0	0
12/26 vs. SD	0	0	0	0-0	0	0	0-0	0
1/2/05 @ Den.	2	2	0	0-0	0	0	0-0	0
Totals	20	15	5	0-0	0	0	0-0	0



42 GEROME SAPP



42 GEROME SAPP

shopping with a \$100 gift certificate for the holidays and was a personal shopper at the 2nd Annual Holiday Helpers where teammates provided \$150 gift certificates for underprivileged children in the Baltimore area in Dec. 2006...Joined his teammates at the Goodwill Gridiron Halloween Party, with proceeds benefiting Goodwill industries...Full name: Gerome Daren Sapp.

REGULAR SEASON

Year	Team	GP	GS	TACKLES					INTERCEPTIONS					FUMBLES			
				TT	Solo	Asst	SK	Yards	No	Yds	Lg	TDs	PD	FF	FR	Yds	
2003	Baltimore	14	0	0	0	0	0	0	0	0	0	0	0	0	0	0	0
2004	Indianapolis	13	0	20	15	5	0	0	0	0	0	0	0	0	0	0	0
2005	Indianapolis	16	2	16	9	7	0	0	0	0	0	0	0	0	0	0	0
2006	Baltimore	15	1	12	10	2	0	0	0	1*	0	0	2	1	0	0	0
Totals		58	3	48	34	14	0	0	0	0	0	0	2	1	0	0	0

*Took a lateral following an Ed Reed INT

SPECIAL TEAMS TACKLES (71): 2003 (17); 2004 (16); 2005 (28); 2006 (10)

Additional Statistics: Had a FR (muffed punt) at STL (11/9/03)

CAREER SINGLE-GAME HIGHS (regular season)

Total Tackles:

7 (10/3/04 at Jax.)

Sacks:

None

Forced Fumbles:

1 (10/29/06 at NO)

Passes Defensed:

1 2 times (last: 12/24/06 at Pit.)

Solo Tackles:

5 (10/3/04 at Jax.)

INTs:

None

Fumble Recoveries:

None

POSTSEASON

Year	Team	GP	GS	TACKLES					INTERCEPTIONS					FUMBLES			
				TT	Solo	Asst	SK	Yards	No	Yds	Lg	TDs	PD	FF	FR	Yds	
2003	Baltimore	1	0	0	0	0	0	0	0	0	0	0	0	0	0	0	0
2004	Indianapolis	2	0	0	0	0	0	0	0	0	0	0	0	0	0	0	0
2005	Indianapolis	2	0	0	0	0	0	0	0	0	0	0	0	0	0	0	0
2006	Baltimore	1	0	0	0	0	0	0	0	0	0	0	0	0	0	0	0
Totals		6	0	0	0	0	0	0	0	0	0	0	0	0	0	0	0

SPECIAL TEAMS TACKLES (4): 2004 (2); 2005 (1); 2006 (1)

42 GEROME SAPP



57 BART SCOTT

LINEBACKER

YEARS IN NFL: 6 **HT:** 6-2 **WT:** 240
COLLEGE: SOUTHERN ILLINOIS
HS: SOUTHEASTERN (DETROIT, MI)
BORN: 8/18/80, DETROIT, MI
JOINED RAVENS: FREE AGENT, 2002
PRO BOWLS (1): 2006

GAMES PLAYED/STARTED: (2002, 16/0); (2003, 16/0); (2004, 13/0); (2005, 16/10); (2006, 16/16)
Total 77/26

Playoffs (2003, 1/0); (2006, 1/1) **Total 2/1**

TRANSACTIONS: Bart Scott re-signed with the Baltimore Ravens (3-year contract) on 3/14/06...Signed a 1-year tender with the Ravens on 4/19/05...Originally signed with the Ravens as a rookie free agent on 4/25/02.

PRO: With an explosive combination of speed, strength, quickness and intensity, Scott has blossomed into one of the most feared defenders in the NFL...Earned his *1st-career Pro Bowl* (named 2nd alternate and played due to injuries to Broncos LB Al Wilson and teammate Ray Lewis) in 2006...Named to the *AP 2nd-team All-Pro* squad, Peter King's *Sports Illustrated's All-Pro Team* and *USA Today's All-Joe Team* (players who are critical to their team, but not Pro Bowlers)...Started all 16 games and finished 2nd on the NFL's No. 1 ranked defense with *135 tackles, 9.5 sacks, 9 PD and 2 INTs*, all *career highs*...Earned *AFC Player of the Month* honors for Sept. after leading the AFC and tying for the league-lead with 5 sacks...He finished the month (3 games) with 23 tackles (17 solo), 5 sacks and 5 PD...Ravens defense finished the 1st month of the season No. 1 in the NFL against the run (34.3 yards per game) and No. 2 overall (197.3 total yards allowed per game) in addition to allowing a meager 6.7 points per contest...Played in all 16 games, starting 10 (1st starts of his career) in 2005...Recorded a then-career-high 119 tackles (77 solo), 4 sacks (-24.5 yards), 4 PD, 1 FF and 1 FR...Also added 15 special teams tackles and 2 FFs...Saw action in 13 games in 2004, finishing 2nd on the team with 17 special teams tackles (10 solo), 1 FR and 5 tackles from scrimmage...Saw action in all 16 regular season games and 1 postseason game in 2003...Finished 2nd on team with 19 special teams tackles, including 12 solo...Also had 1 special teams tackle in the playoffs...Saw action in all 16 games as a rookie...*Tied for the team lead (Chad Williams) with 17 special teams tackles*, 5 tackles from scrimmage and 1 INT in 2002.

OFF THE FIELD

Along with former teammate, Adalius Thomas, Bart hosted a holiday party for underprivileged children at Port Discovery where they fed 400 children and gave Christmas gifts to all in December of 2006.

2006: Earned his *1st-career Pro Bowl* (named 2nd alternate and played due to injuries to Broncos LB Al Wilson and teammate Ray Lewis)...Named to the *AP 2nd-team All-Pro* squad, Peter King's *Sports Illustrated's All-Pro Team* and *USA Today's All-Joe Team* (players who are critical to their team, but not Pro Bowlers)...Started all 16 games and finished 2nd on the NFL's No. 1-ranked defense with *135 tackles, 9.5 sacks, 9 PD and 2 INTs*, all *career highs*...Earned *AFC Player of the Month* honors for Sept. after leading the AFC and tying for the league-lead with 5 sacks...He finished the month (3 games) with 23 tackles (17 solo), 5 sacks and 5 PD...Ravens defense finished the 1st month of the season No. 1 in the NFL against the run (34.3 yards per game) and No. 2 overall (197.3 total yards allowed per game) in addition to allowing a meager 6.7 points per contest...**2006 SEASON HIGHLIGHTS:** Started and finished 2nd on the team with a *postseason career-high 12 tackles* (5 solo) and netted 3 QB hits while helping hold the Colts to 2.9 yards per rush in the Divisional Playoff game vs. Ind. (1/13/07)...Started and applied constant pressure, forcing the Chiefs into 3 turnovers by posting 11 tackles (6 solo), 1 sack (-5 yards) and 1 QB hit in the 20-10 victory in game 13 at KC (12/10)...Started and had 4 solo tackles, 1.5 sacks (part of a Ravens' record-tying 9 sacks) and held the Steelers to just 21 rushing yards in the 27-0 win in game 11 vs. Pit. (11/26)...Scott also had 3 QB hits, 1 PD and an INT in the 4th quarter to seal the shutout...Started and finished 2nd on the team with a *career-high 19 tackles*, including a *career-high 14 solo* in the 16-13 win in game 4 vs. SD (10/1)...Scott also had 1 INT, which he returned 24 yards, setting up the Ravens' 1st TD of the game against the Chargers...Scott won *AFC Defensive Player of the Month* honors for Sept. after leading the AFC and tying for the league-lead with 5 sacks...He finished the month (3 games) with 23 tackles (17 solo), 5 sacks and 5 PD...Ravens defense finished the 1st month of the season No. 1 in the NFL against the run (34.3 yards per game) and No. 2 overall (197.3 total yards allowed per game) in addition to allowing a meager 6.7 points per contest...Scott's heavy pressure on the QB also contributed to the team's NFL-best plus-10 turnover differential, featuring a league-high 7 INTs during that span...Finished 2nd on the team



57 BART SCOTT

with 9 tackles (6 solo) and posted 1.5 sacks (-12.5 yards), 2 PD and 7 QB hits, helping the Ravens' defense hold the Browns to just 38 yards rushing in the 15-14 victory in **game 3 at Cle. (9/24)**...Scott hit QB Charlie Frye, with 3:28 remaining in the game, with the Ravens down 14-12 and the Browns on the Ravens' 4-yard line, forcing an errant pass...CB Chris McAlister jumped the route on a pass intended for WR Braylon Edwards, intercepting in the end zone...Ravens then marched down the field and kicked a FG with 20 seconds remaining on the clock for a 15-14 victory...Started and finished 2nd on the team with 9 tackles (7 solo) in the 27-0 victory in the **season opener at TB (9/10)**...Scott also led the team as he tied a career high with 2 sacks (-12 yards) and had 2 PD, 1 of which led to a DT Haloti Ngata INT, which he returned 60 yards to the TB 9-yard line, leading to a Ravens' FG.

2005: Saw action in all 16 games, starting 10 (1st starts of his career) and recorded a then-career-high 119 tackles (previous high was 9 total tackles in 2003), including 77 solo, 4 sacks (-24.5 yards), 4 PD and 1 FR and 15 special teams tackles and 2 FFs...**2005 SEASON HIGHLIGHTS:** Tied for the team lead with 10 tackles and had 1 PD in the **season finale at Cle. (1/1/06)**

...Led the team with 13 tackles, including 10 solo in the 48-3 win in **game 14 vs. GB (12/19)**...He also had 1 FR and 2 TFL against the Packers...Posted a then-career-high 13 tackles, including a career-high 10 solo, 1 sack (-4 yards) and a TFL in **game 12 vs. Hou. (12/4)**...Scott also had a special teams tackle against the Texans...Recorded 10 tackles (8 solo), including 1 TFL, a QB hit and a special teams tackle in **game 11 at Cin. (11/27)**

...Earned a game ball when he led the team with 12 tackles (9 solo), posted a **career-high 2-10** and had a PD in the 16-13 OT win in game 10 vs. Pit. (11/20)...

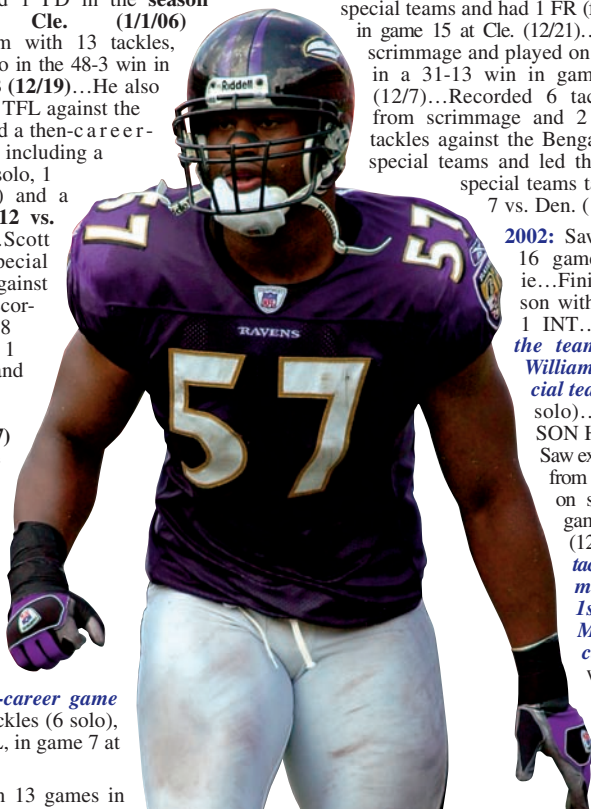
Started his 1st-career game and posted 9 tackles (6 solo), including 1 TFL, in game 7 at Pit. (10/31).

2004: Played in 13 games in

2004, despite battling a knee injury for most of the season...Special teams demon made 17 tackles on kick coverage, including 10 solo...Had a critical FR in the Ravens' 20-17 OT victory over the Jets in game 9 (11/14)...Was also a key reserve at both LB and S for the Ravens, tallying 5 tackles on the year...**2004 SEASON HIGHLIGHTS:** Recorded a team-high 4 special teams tackles in the 37-14 victory in game 13 vs. NYG (12/12) before leaving the game with a knee injury...Saw action from scrimmage, recording 2 tackles (1 TFL) and 2 special teams tackles in the 30-10 win in game 10 vs. Dal. (11/21)...Subbed from scrimmage, posting 3 tackles (2 solo) and had a FR on special teams in the 20-17 OT victory in game 9 at NYJ (11/14)...Saw action both from scrimmage and on special teams and helped the Ravens hold the Redskins to 107 total yards (2nd-lowest total in team history), including just 55 yards rushing in game 5 at Was. (10/10).

2003: Saw action in all 16 regular season games and 1 postseason game in 2003...Finished 2nd on the team with 19 special teams tackles, including 12 solo...Also had 1 special teams tackle in the playoffs...**2003 SEASON HIGHLIGHTS:** Saw action from scrimmage and on special teams and had 1 FR (from scrimmage) in game 15 at Cle. (12/21)... Subbed from scrimmage and played on special teams in a 31-13 win in game 13 vs. Cin. (12/7)...Recorded 6 tackles (4 solo) from scrimmage and 2 special teams tackles against the Bengals...Played on special teams and led the team with 4 special teams tackles in game 7 vs. Den. (10/26).

2002: Saw action in all 16 games as a rookie...Finished the season with 5 tackles and 1 INT...**Also tied for the team lead (Chad Williams) with 17 special teams tackles** (13 solo)...**2002 SEASON HIGHLIGHTS:** Saw extensive action from scrimmage and on special teams in game 15 vs. Cle. (12/22)...**Had 1 tackle from scrimmage and the 1st INT (Steve McNair) of his career** in 13-12 win in game 11 vs. Ten. (11/24)...His INT in the end zone preserved the



57 BART SCOTT

2006

Game-by-Game Tackles

Ravens

Date/Opp.	TT	Solo	As	INT	FF	FR	Sacks	PD
9/17 vs. Oak.	6	4	2	0-0	0	0	1-9	1
9/24 @ Cle.	9	6	3	0-0	0	0	2-12.5	2
10/1 vs. SD	19	14	5	1-24	0	0	0-0	1
10/9 @ Den.	6	2	4	0-0	0	0	0-0	0
10/15 vs. Car.	8	4	4	0-0	0	0	0-0	0
10/29 @ NO	9	4	5	0-0	0	0	0-0	1
11/5 vs. Cin.	8	5	3	0-0	0	0	0-0	0
11/12 @ Ten.	10	8	2	0-0	0	0	0-0	0
11/19 vs. Atl.	7	5	2	0-0	0	0	0-0	0
11/26 vs. Pit.	4	4	0	1-7	0	0	1.5-13.5	1
11/30 @ Cin.	12	11	1	0-0	1	0	1-0	1
12/10 @ KC	11	6	5	0-0	0	0	1-5	0
12/17 vs. Cle.	4	3	1	0-0	0	0	1-4	0
12/24 @ Pit.	8	5	3	0-0	0	0	0	0
12/31 vs. Buf.	5	5	0	0-0	0	0	0-0	0
Totals	135	93	42	2-31	1	0	9.5-66	9

Playoffs

1/13/07 vs. Ind.	12	5	7	0-0	0	0	0-0	0
Totals	12	5	7	0-0	0	0	0-0	0

2004

Game-by-Game Tackles

Ravens

Date/Opp.	TT	Solo	As	INT	FF	FR	Sacks	PD
9/12 @ Cle.	0	0	0	0-0	0	0	0-0	0
9/19 vs. Pit.	SAW ACTION ON SPECIAL TEAMS							
9/26 @ Cin.	SAW ACTION ON SPECIAL TEAMS							
10/4 vs. KC	SAW ACTION ON SPECIAL TEAMS							
10/10 @ Was.	0	0	0	0-0	0	0	0-0	0
10/24 vs. Buf.	SAW ACTION ON SPECIAL TEAMS							
10/31 @ Phi.	SAW ACTION ON SPECIAL TEAMS							
11/7 vs. Cle.	SAW ACTION ON SPECIAL TEAMS							
11/14 @ NYJ	3	2	1	0-0	0	1	0-0	0
11/21 vs. Dal.	2	1	1	0-0	0	0	0-0	0
11/28 @ NE	0	0	0	0-0	0	0	0-0	0
12/5 vs. Cin.	SAW ACTION ON SPECIAL TEAMS							
12/12 vs. NYG	SAW ACTION ON SPECIAL TEAMS							
12/19 @ Ind.	INACTIVE							
12/26 @ Pit.	INACTIVE							
1/2/05 vs. Mia.	INACTIVE							
Totals	5	3	2	0-0	0	1	0-0	0

2002

Game-by-Game Tackles

Ravens

Date/Opp.	TT	Solo	As	INT	FF	FR	Sacks	PD
9/8 @ Car.	0	0	0	0-0	0	0	0-0	0
9/15 vs. TB	SAW ACTION ON SPECIAL TEAMS							
9/30 vs. Den.	SAW ACTION ON SPECIAL TEAMS							
10/6 @ Cle.	0	0	0	0-0	0	0	0-0	0
10/13 @ Ind.	SAW ACTION ON SPECIAL TEAMS							
10/20 vs. Jax.	SAW ACTION ON SPECIAL TEAMS							
10/27 vs. Pit.	SAW ACTION ON SPECIAL TEAMS							
11/3 @ Atl.	SAW ACTION ON SPECIAL TEAMS							
11/10 vs. Cin.	0	0	0	0-0	0	0	0-0	0
11/17 @ Mia.	SAW ACTION ON SPECIAL TEAMS							
11/24 vs. Ten.	1	1	0	1-0	0	0	0-0	0
12/1 @ Cin.	SAW ACTION ON SPECIAL TEAMS							
12/8 vs. NO	0	0	0	0-0	0	0	0-0	0
12/15 @ Hou.	1	0	1	0-0	0	0	0-0	0
12/22 vs. Cle.	3	2	1	0-0	0	0	0-0	0
12/29 @ Pit.	0	0	0	0-0	0	0	0-0	0
Totals	5	3	2	1-0	0	0	0-0	0

2005

Game-by-Game Tackles

Ravens

Date/Opp.	TT	Solo	As	INT	FF	FR	Sacks	PD
9/11 vs. Ind.	SAW ACTION ON SPECIAL TEAMS							
9/18 @ Ten.	0	0	0	0-0	0	0	0-0	0
10/2 vs. NYJ	0	0	0	0-0	0	0	0-0	0
10/9 @ Det.	9	6	3	0-0	0	0	0-0	0
10/16 vs. Cle.	1	1	0	0-0	0	0	0-0	0
10/23 @ Chi.	1	0	1	0-0	0	0	0-0	0
10/31 @ Pit.	9	6	3	0-0	0	0	0-0	1
11/6 vs. Cin.	7	5	2	0-0	0	0	5-3.5	2
11/13 @ Jax.	13	7	6	0-0	0	0	0.5-3.0	0
11/20 vs. Pit.	12	9	3	0-0	0	0	12.0-14.0	1
11/27 @ Cin.	10	8	2	0-0	0	0	0-0	0
12/4 vs. Hou.	13	10	3	0-0	0	0	1.0-4.0	1
12/11 @ Den.	13	7	6	0-0	0	0	0-0	0
12/19 vs. GB	13	10	3	0-0	0	1	0-0	0
12/25 vs. Cle.	8	5	3	0-0	0	0	0-0	0
1/1/06 @ Cle.	10	3	7	0-0	0	0	0-0	1
Totals	119	77	42	0-0	0	2	4-24.5	5

2003

Game-by-Game Tackles

Ravens

Date/Opp.	TT	Solo	As	INT	FF	FR	Sacks	PD
9/7 @ Pit.	SAW ACTION ON SPECIAL TEAMS							
9/14 vs. Cle.	SAW ACTION ON SPECIAL TEAMS							
9/21 @ SD	SAW ACTION ON SPECIAL TEAMS							
9/28 vs. KC	SAW ACTION ON SPECIAL TEAMS							
10/12 @ Ari.	SAW ACTION ON SPECIAL TEAMS							
10/19 @ Cin.	SAW ACTION ON SPECIAL TEAMS							
10/26 vs. Den.	SAW ACTION ON SPECIAL TEAMS							
11/2 vs. Jax.	1	1	0	0-0	0	0	0-0	0
11/9 @ STL	0	0	0	0-0	0	0	0-0	0
11/16 @ Mia.	SAW ACTION ON SPECIAL TEAMS							
11/23 vs. Sea.	SAW ACTION ON SPECIAL TEAMS							
11/30 vs. SF	2	2	0	0-0	0	0	0-0	0
12/7 vs. Cin.	6	4	2	0-0	0	0	0-0	0
12/14 @ Oak.	0	0	0	0-0	0	0	0-0	0
12/21 @ Cle.	0	0	0	0-0	0	1	0-0	0
12/28 vs. Pit.	0	0	0	0-0	0	0	0-0	0
Totals	9	7	2	0-0	0	1	0-0	0

Playoffs

1/3/04 vs. Ten.	SAW ACTION ON SPECIAL TEAMS							
Totals	0	0	0	0-0	0	0	0-0	0



57 BART SCOTT



Ravens' victory...Also posted 1 special teams tackle against the Titans...Saw action from scrimmage and on special teams in NFL debut in **game 1 at Car. (9/8)**.

COLLEGE: Three-year starter who tallied 352 tackles at Southern Illinois...Named 1st-team All-Gateway conference and led the team with 127 tackles, 18 TFL and 5.5 sacks as a senior...Posted 14 tackles and 2 sacks against Western Illinois...Played in only 5 games as a junior and finished the season with 26 tackles, including 6 TFL...Switched from LB to SS as a sophomore and led the squad for the 2nd consecutive year with 96 tackles (56 solo), including 3 TFL, and 1 sack...Had 4 FRs, including a 39-yard TD against Southwest Missouri State...Also had 1 INT, 3 PD and 1 blocked punt...Posted 18 tackles against Youngstown State and Indiana State...A Gateway Conference honorable mention selection, as well as being selected to the league's all-newcomer squad as a true freshman...Had 103 tackles (48 solo) as a freshman...Also credited with 2 PD, 1 INT and 2 FRs...Had 10 or more tackles in 4 games.

PERSONAL: First-team All-State as a senior at Southeastern (Detroit, MI) HS...Named to the All-Area team by the *Detroit News*...Had 76 tackles, 26 assists and 3 FRs as a senior...Also led Southeastern HS in rushing with 635 yards and 5 TDs on 97 carries...A 2-time All-Conference selection...Competed in football, basketball, baseball and tennis...Majored in business...Scott participated as a guest coach in a Gatorade Jr. Training Camp during the 2003 season...He attended the ESPN Play Your Way Sports Gear Drive Kick-Off at ESPN Zone Baltimore in May 2004...Comcast, Team ESPN, the Corporate Outreach program for ESPN, and ESPN Zone teamed up to support the collection of sports equipment for an entire month (May 19th – June 19th)...The drive benefited the Baltimore Police Athletic League...Joined the Council of Ravens Roosts for their annual convention in Ocean City (June 2004 and '05)... Helped distribute food and supplies to over 2,000 families in Park Heights for Operation Blessing, a non-profit humanitarian hunger relief organization in June 2004...Participated in a Gatorade Junior Training Camp at the Maryland Kids Fest (July 2004) and stayed to sign autographs...Worked with teammates in Oct. and Nov. 2004 on the Ravens' 6-week project with Sandtown Habitat for Humanity, culminating in the NFL/United Way Hometown Huddle...Joined teammates and volunteers in Nov. 2004 to present the keys to new homeowner, Robin Edwards...Participated in the QB Club of Baltimore's Distinguished Speaker Series in Nov. 2004...In July 2005, Scott helped instruct at former teammate Darnell Dinkins Football Camp, a free 1-day football clinic and educational workshop for HS student-athletes...Was the keynote speaker at the graduation for the Bridges' course, a summer program at St. Paul's School, in July '05 and is now a spokesperson for the program...Scott spoke to the students about the importance of fulfilling dreams and getting an education...He went back to school during the offseason and graduated with a degree in economics in May 2005...Scott also provided uniforms, cleats and gloves to his alma mater, Southeastern (Detroit, MI) HS for their football program in 2005...Along with former teammate, Adalius Thomas, Bart hosted a holiday party for underprivileged children at Port Discovery where they fed and gave Christmas gifts to 400 kids in Dec. 2006...He also participated in the Ravens annual ACT Auction Party for players with charitable foundations in Dec. 2006...Bart distributed Thanksgiving meals to needy families in the Baltimore area and took part in the Ravens Football 101 festival in Nov. 2005 and '06...Joined teammates at an Evening Ringside, a professional boxing event, which benefited the Jonathan Ogdan Foundation and participated in the 4th Annual Big Ed's Band Luau, which benefits former teammate, Edwin Multalo's charitable arm, Big Ed's Band Foundation, helping to provide musical instruments to underprivileged schools and students - both events were in Oct. 2006...Established a charitable foundation, *A Son Never Forgets Foundation*, in Oct. 2006, which aims to help those suffering with paralysis...Has an official website: www.mad-backer.net...Married the former Darnasha Harper on 6/2/05...The couple has a son, Bartholomew (4/26/05)... Full name: Bart Edward Scott.



Scott posted 1.5 of the 14 sacks recorded against the Steelers in 2 games (2006). Baltimore swept the Steelers for the 1st time in franchise history.

57 BART SCOTT

REGULAR SEASON

Year	Team	GP	GS	TACKLES				INTERCEPTIONS					FUMBLES			
				TT	Solo	Asst	SK	Yards	No	Yds	Lg	TDs	PD	FF	FR	Yds
2002	Baltimore	16	0	5	3	2	0	0	1	0	0	0	1	0	0	0
2003	Baltimore	16	0	9	7	2	0	0	0	0	0	0	0	0	1	0
2004	Baltimore	13	0	5	3	2	0	0	0	0	0	0	0	0	1	0
2005	Baltimore	16	10	119	77	42	4	24.5	0	0	0	5	0	2	11	
2006	Baltimore	16	16	135	93	42	9.5	66	2	31	24	0	9	1	0	0
Totals		77	26	273	183	90	13.5	90.5	3	31	24	0	15	1	4	11

SPECIAL TEAMS TACKLES (68): 2002 (17); 2003 (19); 2004 (17); 2005 (15)

CAREER SINGLE-GAME HIGHS (regular season)

Total Tackles:

19 (10/1/06 vs. SD)

Sacks:

2 3 times (last: 9/24/06 at Cle.)

Forced Fumbles:

1 (11/30/06 at Cin.)

Passes Defensed:

2 3 times (last: 9/24/06 at Cle.)

Solo Tackles:

14 (10/1/06 vs. SD)

INTs:

1 3 times (last: 11/26/06 vs. Pit.)

Fumble Recoveries:

1 5 times (last: 9/24/06 at Cle.)

POSTSEASON

Year	Team	GP	GS	TACKLES				INTERCEPTIONS					FUMBLES			
				TT	Solo	Asst	SK	Yards	No	Yds	Lg	TDs	PD	FF	FR	Yds
2003	Baltimore	1	0	0	0	0	0	0	0	0	0	0	0	0	0	0
2006	Baltimore	1	1	12	5	7	0	0	0	0	0	0	0	0	0	0
Totals		2	1	12	5	7	0	0	0	0	0	0	0	0	0	0

SPECIAL TEAMS TACKLES (1): 2003 (1)

57 BART SCOTT

BART SCOTT SHINING

For the 1st 3-1/2 years of his career, Bart Scott made a name for himself as a special teams maven. Little more than midway through the 2005 season, Scott got a chance to start due to a Ray Lewis injury and has been in place ever since. He earned his 1st-career Pro Bowl nod in 2006 after finishing 2nd on the squad with 135 tackles and 9.5 sacks (both career highs).

Following is a comparison of the 1st 16 career games (equivalent to a full season) started by Ray Lewis and Bart Scott:*

Player	Year(s)	Tackles	Solo	Sacks (-Yards Lost)
Ray Lewis	1996/97	163	123	3.5 (-15.5 yards)
Bart Scott	2005/06	166	107	9.0 (-58 yards)

*Scott's totals include 10 starts from 2005 and the 1st 6 from 2006; Lewis' include 14 games from 1996 and 2 from 1997





51 MIKE SMITH

LINEBACKER

YEARS IN NFL: 3

HT: 6-1

WT: 235

COLLEGE: TEXAS TECH

HS: CORONADO (TX)

BORN: 9/2/81, LUBBOCK, TX

JOINED RAVENS: DRAFT 7 (234TH), 2005

GAMES PLAYED/STARTED: (2005, 6/0); (2006, 8/1) **Total 14/1**

TRANSACTIONS: Mike Smith was placed on Injured Reserve (shoulder) on 11/18/06...Placed on Injured Reserve (hamstring) on 12/30/05...Signed to the Ravens' active roster from their practice squad on 10/28/05...Signed to Baltimore's practice squad on 9/4/05...Waived by the Ravens on 9/3/05...Was originally a 7th-round selection by the Ravens (234th overall) in the 2005 Draft...He is the 1st Texas Tech player drafted by the Ravens.

PRO: Physical LB with a good blend of size and speed, who provides depth and versatility both at the LB positions and on special teams...Saw action in 8 games, starting 1 in 2006 before being placed in Injured Reserve (shoulder) on 11/18/06...Recorded 1 tackle from scrimmage, 6 special teams tackles and 1 FF on special teams...Saw action in 6 games after being signed to the Ravens' active roster from their practice squad in 2005...Recorded 2 special teams tackles before being placed on Injured Reserve (hamstring) on 12/30/05.

2006: Saw action in 8 games, starting 1 before being placed on Injured Reserve (shoulder) on 11/18...Recorded 1 tackle from scrimmage, 6 special teams tackles and 1 FF on special teams...**2006 SEASON HIGHLIGHTS:** Was placed on IR (shoulder) on 11/18/06...**Started his 1st-career game** (filling in for an injured Ray Lewis) and posted his **1st-career tackle** from scrimmage before he left the game early in the 1st quarter with a shoulder injury in the 27-26 victory in **game 9 at Ten. (11/12)**...Had 1 special teams tackle and a FF on the game's opening KO; ball was recovered by the Ravens (Musa Smith), and led to a Jamal Lewis TD 6 plays later in the 26-20 win in **game 8 vs. Cin. (11/5)**...Saw action on special teams and had a solo tackle in the 35-22 victory in **game 7 at NO (10/29)**...Saw action on special teams and posted a solo tackle in the 28-6 victory in **game 2 vs. Oak. (9/17)**...Played on special teams and had 3 special teams tackles (2nd on the team) in the 27-0 victory in the **season opener at TB (9/10)**.

2005: Played in 6 games after being moved to the active roster from the practice squad on 10/28...Recorded 2 special teams tackles as a rookie before being placed on Injured Reserve (hamstring) on 12/30...**2005 SEASON HIGHLIGHTS:** Had 2 special teams tackles before leaving the game with a hamstring injury in **game 12 vs. Hou. (12/4)**...Played on special teams in **game 11 at Cin. (11/27)**...Saw action on special teams, but did not record a tackle in the 16-13 OT win in **game 10 vs. Pit. (11/20)**...**Played in his 1st-career game** on special teams in **game 7 at Pit. (10/31)**.

COLLEGE: One of 5 Texas Tech players to have played in 50 career games...With 45 career starts, he ranked in the top 10 for the Red Raiders...Team MVP and captain in 2004...Red Raiders defense ranked 15th in the nation in pass defense, up from 101st in 2003...Earned All-Big 12 Conference Honorable Mention honors as a senior...Helped Red Raiders to 8-4 overall record...Started all 12 games...Tied for the team lead with 83 tackles, including 7.5 TFL (-19 yards), and 1 sack (-3 yards) on the season...Started in all 12 games as a junior...Ended the year with 42 tackles (30 solo), a career-high 10 TFL (-42 yards) and a career-high 3 sacks (-16 yards)...Started 13 of 14 games played as a sophomore...Ranked 4th on the team with a career-high 104 tackles, including 5 TFL (-14 yards)...Played in 12 games, starting the final 8 as a freshman...All-Big 12 Honorable Mention...All-Big 12 Freshman Team...Finished the season with 85 tackles, including 4 TFL (-19 yards), and 2 sacks (-15 yards).

PERSONAL: Attended Coronado (TX) HS...All-State and District 3-5A Defensive Player of the Year...Recorded 5 INTs and 182 tackles as a senior, including 2 28-tackle games and 5 20-tackle games...Graduated in Aug. 2004 with a degree in communications studies...In Oct. 2005, Smith coached football fundamentals to more than 100 children at Mills-Parole Elementary School in Annapolis, while also speaking about the importance of nutrition...Smith was a personal shopper at the 2nd Annual Holiday Helpers sponsored by teammates Derrick Mason, Samari Rolle and Kyle Boller...The players provided \$150 gift certificates helping underprivileged children in the Baltimore

OFF THE FIELD

Mike Smith was a personal shopper at the 2nd Annual Holiday Helpers sponsored by teammates Derrick Mason, Samari Rolle and Kyle Boller. The players provided \$150 gift certificates helping underprivileged children in the Baltimore area shop for gifts for the youngsters and their families in December of 2006.

51 MIKE SMITH

area shop for gifts for themselves and their families in December of 2006...Joined his teammates at the Goodwill Gridiron Halloween Party, with proceeds benefiting Goodwill Industries...Attended a Read Across America celebration with teammate Justin Bannan at Commodore John Rogers Elementary school in May of 2007...Has a twin sister, Meredith, and older brother, Daniel...Full name: Michael Lee Smith.

2006

Game-by-Game Tackles

Ravens

Date/Opp.	TT	Solo	As	INT	FF	FR	Sacks	PD
9/10 @ TB								
9/17 vs. Oak.								
9/24 @ Cle.								
10/1 vs. SD								
10/9 @ Den.								
10/15 vs. Car.								
10/29 @ NO								
11/5 vs. Cin.								
11/12 @ Ten.	1	0	1	0-0	0	0	0-0	0
11/19 vs. Atl.								
11/26 vs. Pit.								
11/30 @ Cin.								
12/10 @ KC								
12/17 vs. Cle.								
12/24 @ Pit.								
12/31 vs. Buf.								
Totals	1	0	1	0-0	0	0	0-0	0
Playoffs								
1/13/07 vs. Ind.								
Totals	0	0	0	0-0	0	0	0-0	0



51 MIKE SMITH

REGULAR SEASON

Year	Team	GP	GS	TACKLES				Yards	INTERCEPTIONS				FUMBLES				
				TT	Solo	Asst	SK		No.	Yds.	Lg	TDs	PD	FF	FR	Yds.	
2005	Baltimore	6	0	0	0	0	0	0	0	0	0	0	0	0	0	0	0
2006	Baltimore	8	1	1	0	1	0	0	0	0	0	0	0	0	0	0	0
Totals		14	1	1	0	1	0	0	0	0	0	0	0	0	0	0	0

SPECIAL TEAMS TACKLES (8): 2005 (2); 2006 (6)

Additional Statistics: Had a FF on a KO vs. Cin. (11/5/06)

CAREER SINGLE-GAME HIGHS (regular season)

Total Tackles:
1 (11/12/06 at Ten.)

Sacks:
None

Forced Fumbles:
None

Passes Defensed:
None

Solo Tackles:
None

INTs:
None

Fumble Recoveries:
None

51 MIKE SMITH





32 MUSA SMITH

RUNNING BACK

YEARS IN NFL: 5

HT: 6-0

WT: 232

COLLEGE: GEORGIA

HS: WEST PERRY (PA)

BORN: 5/31/82, ELLIOTTSBURG, PA

JOINED RAVENS: DRAFT 3 (77TH), 2003

GAMES PLAYED/STARTED: (2003, 11/0); (2004, 9/0); (2005, 1/0); (2006, 12/0) **Total 33/0**

Playoffs (2003, 1/0) **Total 1/0**

TRANSACTIONS: Musa Smith re-signed with the Baltimore Ravens on 3/17/06...Was originally selected with the 77th-overall pick in the 3rd round of the 2003 NFL Draft...Smith was the 3rd of 23 RBs taken in the 2003 draft and at the time only the 4th RB taken in franchise history (Jay Graham - 1997, Jamal Lewis - 2000 and Chester Taylor - 2002)...Smith was the 1st Georgia player picked by the Ravens in team history.

PRO: Versatile RB with good size and and breakaway speed...An outstanding open-field runner who has power to run inside the tackles...In 2006, saw action in 12 games, carrying the ball **36 times for 153 yards** (4.3 avg.) and pulled in **22 receptions for 135 yards, all career highs**, before being placed on Injured Reserve (neck) on 12/16/06...Smith spent the 1st half of the 2005 season on the reserve/PUP list due to a broken leg suffered in 2004...He was activated from PUP on 11/8/06...Saw action in 1 game, pulling in 3 receptions for 5 yards and posted 2 special teams tackles before being placed on IR on 11/30 due to complications from his leg injury...He saw action in 9 games in 2004 before being placed on IR (11/24) with a broken leg...Smith gained 48 yards on 12 carries (4.0 average) prior to the injury...Provides superior depth to the RB position...Smith was the 1st Georgia player picked by the Ravens in team history...Saw action in 11 regular season games and 1 postseason game in 2003...Missed the 1st 5 games of the season due to a knee injury suffered in training camp...Rushed 9 times for 31 yards and 2 TDs as a rookie...Also posted 10 special teams tackles and returned 2 kicks for 17 yards.

2006: Saw action in 12 games, carrying the ball **36 times for 153 yards** (4.3 avg.) and pulled in **22 receptions for 135 yards, all career highs**, before being placed on Injured Reserve (neck) on 12/16/06...**2006 SEASON HIGHLIGHTS:** Saw action from scrimmage and on special teams before leaving the game in the 2nd half with a concussion in **game 12 at Cin. (11/30)**...Smith also returned 1 KO for 27 yards against the Bengals...Subbed and had 1 reception for 5 yards (good for a 1st down) before leaving the game with a neck injury in the 2nd quarter in the 27-26 victory in **game 9 at Ten. (11/12)**...Saw action off the bench and had 3 carries for a **career-high 46 yards** (15.3 avg.), with a **career-long 30 yard run** in the 26-20 win in **game 8 vs. Cin. (11/5)**...Also recovered a fumble on the opening KO, which led to the Ravens' 1st TD against the Bengals...Carried the ball 3 times for 14 yards and led the team with a **career-high 6 receptions for a career-high 53 receiving yards** (3 good for 1st downs) in **game 5 at Den. (10/9)**...Subbed from scrimmage and carried the ball 7 times for 24 yards (1 good for a 1st down) and hauled in 3 passes for 33 yards (16.5 avg.), including a **career-long 30-yarder**, during the 28-6 win in **game 2 vs. Oak. (9/17)**.

2005: Saw action in 1 game and had 2 special teams tackles before being placed on IR...Spent the 1st half of the season on PUP, then placed on Injured Reserve on 11/30...**2005 SEASON HIGHLIGHTS:** Saw action in **game 9 at Jax. (11/13)** and pulled in 3 receptions for 5 yards and posted 2 special teams tackles...Placed on IR (leg) on 11/30.

2004: Saw action in 9 games before being placed on IR (broken leg) on 11/24...Carried the ball 12 times for 48 yards (4.0 avg.) and posted 8 special teams tackles before being lost for the season...**2004 SEASON HIGHLIGHTS:** Saw action off the bench and had 1 carry for 12 yards (good for a 1st down), but broke his leg on the play in the 30-10 win in **game 10 vs. Dal. (11/21)**...Also had 2 special teams tackles before leaving the game against Dallas...Saw action on special teams, recording 4 tackles; and from scrimmage, hauling in 1 reception for 25 yards (helping to convert on a 3rd-and-16) in **game 9 at NYJ (11/14)**...Subbed from scrimmage and played on special teams, carrying the ball 5 times for 25 yards (2 good for 1st downs) and pulled in 1 reception for 6 yards in **game 7 at Phi. (10/31)**...Saw action off the bench and recorded his 1st carries of the season, rushing 6 times for 11 yards, (1 good for a 1st down) in **game 6 vs. Buf. (10/24)**...Also posted 2 special teams tackles.

2003: Saw action in 11 regular season games, and 1 postseason game...Missed the 1st 5 games of

OFF THE FIELD

Musa Smith joined former teammate Edwin Mulitalo's annual luau in October of 2006. Money raised supported Big Ed's Band Foundation, which provides musical instruments to schools that supported funding for the arts.

32 MUSA SMITH


the season due to a knee injury suffered in training camp...Rushed 9 times for 31 yards and 2 TDs...Also posted 10 special teams tackles and returned 2 kicks for 17 yards...**2003 SEASON HIGHLIGHTS:** Saw action on special teams in the **Wild Card loss vs. Ten. (1/3/04)** and led the team with 4 special teams tackles...Played on special teams, but did not record a tackle in the **season finale vs. Pit. (12/28)**...Saw action from scrimmage and on special teams in a 35-0 victory in **game 15 at Cle. (12/21)**...Carried the ball 4 times for 21 yards, including an 11-yard TD run, and had a solo special teams tackle against the Browns...Saw the 1st action of his career from scrimmage and carried the ball 5 times for 10 yards, including the **1st TD of his career**, in game 12 vs. SF (11/30)...Also had 2 special teams tackles against the 49ers...Saw action on special teams, the **1st game of his NFL career** in game 6 at Cin. (10/19) and recorded 1 special teams tackle... Smith had 1 KOR for 15 yards against the Bengals.

COLLEGE: Only the 11th player in Georgia history to rush for over 2,000 yards in a career (ranked 8th on the Bulldogs' all-time record list at the completion of his Georgia career)...A consummate team player who shared tailback duties earlier in his career, he emerged as a punishing inside force for the Bulldogs in 2002...Finished his career with 454 carries for 2,202 yards (4.9 avg.) and 19 TDs, starting 18 of 31 games...Known for his clutch receiving skills, he gained 187 yards on 27 catches (6.9 avg.)...*Associated Press* and *Atlanta Journal-Constitution* All-SEC 1st-team selection, adding 2nd-team honors from the league's coaches as a junior...Recipient of the Hugar and Elizabeth Wilkes Endowed Football Scholarship...Was a major part of a Georgia offense that ranked 1st in the SEC and 22nd nationally in scoring (32.6 points per game), 3rd in passing (254.6 passing yards per game), and 4th in total (393.3)...Started every game but 1...Gained a career-high 1,324 yards with 8 TDs on 260 carries (5.1 avg.)...Only Garrison Hearst (1,594 yards-1992) and Herschel Walker (1,616-1980; 1,891-1981; 1,752-1982) ran for more yards in a season for the Bulldogs...Caught 15

passes for 107 yards (7.1 avg.)...Gained over 100 yards rushing 9 times...Against Mississippi, carried a career-high 37 times (8th on Georgia's game-record list) for 148 yards...Appeared in 9 games, starting 5, during an injury-plagued sophomore season...Carried 119 times for 548 yards (4.6 avg.) and 6 TDs...Added 87 yards on 10 catches (8.7 avg.)...Bothered most of the 2nd half of the year by a hip flexor/groin injury and missed 2 games, while seeing limited action vs. Florida, Auburn and Georgia Tech...Freshman All-American 3rd-team pick by *The Sporting News*...*Knoxville News Sentinel* SEC All-Freshman team choice...Played in 9 games, starting the final 2...Carried 75 times for 330 yards (4.4 avg.) and 5 TDs...Also returned 4 kickoffs for 93 yards (23.3 avg.)...Named *USA Today* Honorable Mention All-USA ...

PERSONAL: *SuperPrep* All-American and was a finalist for Pennsylvania Player of the Year, playing for West Perry (PA) HS...Pennsylvania Big School All-State 1st-team, *Carlisle Sentinel* Player of the Year and Mid-Pennsylvania Capital Division Offensive MVP...Rushed for 2,041 yards and 32 TDs on 214 carries (9.5 avg.) as a senior...Gained more than 200 yards in a game 4 times...Three-year starter who rushed for 4,117 career yards on 478 carries (8.6 avg.) and 54 TDs...

Brother, John, who visited the Ravens in June 2004, lost a leg in a mortar attack in Iraq and was awarded the Purple Heart...Musa visited Living Classrooms in October 2004 and spoke to students and participants in the Fresh Start program...Musa also visited John Archer School (school for children with disabilities) in March 2005, along with teammate WR Devard Darling, to help students with their fitness and team play skills...Smith visited Marines who had served in Iraq in June 2005...In Nov. 2005, Musa joined other Ravens RBs and Mars Food to serve meals to families in Howard County at the Owen Brown Interfaith Center to each family in need...He joined former teammate Will Dumps and teammates to serve as personal shoppers for 50 Baltimore youth, who received \$100 gift certificates from Wal-Mart in Dec. 2005...In Feb. 2006, he was



32 MUSA SMITH

on hand at the Bel Air Middle School Hoops for the Heart event; students raised over \$30,000 for the American Heart Association...Joined his teammates at the Goodwill Gridiron Halloween Party, with proceeds benefiting Goodwill Industries in Oct. 2006...Joined teammates in the 4th Annual Big Ed's Band Luau, which benefits former teammates Edwin Mulitalo's charitable arm, Big Ed's Band Foundation, helping to provide musical instruments to underprivileged schools and students in on Oct. 2006...Smith married the former Lacey Garner on 7/15/04...Full name: Musa Smith.

2006 Game-By-Game

Ravens RUSHING					RECEIVING				
Date/Opp.	No	Yds	Avg	LG TD	No	Yds	Avg	LG TD	
9/10 @ TB	2	6	3.0	6 0	1	4	4.0	4 0	
9/17 vs. Oak.	7	24	3.4	16 0	2	33	16.5	30 0	
9/24 @ Cle.	3	8	2.7	4 0	2	12	6.0	8 0	
10/1 vs. SD	2	14	7.0	9 0	1	1	1.0	1 0	
10/9 @ Den.	3	14	4.7	6 0	6	53	8.8	18 0	
10/15 vs. Car.	1	5	5.0	5 0	1	-2	-2.0	-2 0	
10/29 @ NO	3	5	1.7	3 0	2	6	3.0	5 0	
11/5 vs. Cin.	3	46	15.3	30 0	0	0	0.0	0 0	
11/12 @ Ten.	0	0	0.0	0 0	1	5	5.0	5 0	
11/19 vs. Atl.	5	19	3.8	6 0	3	12	4.0	5 0	
11/26 vs. Pit.	7	12	1.7	5 0	1	4	4.0	4 0	
11/30 @ Cin.	0	0	0.0	0 0	2	7	3.5	4 0	
12/10 @ KC	INACTIVE - NECK								
12/17 vs. Cle.	INJURED RESERVE - NECK								
12/24 @ Pit.	INJURED RESERVE - NECK								
12/31 vs. Buf.	INJURED RESERVE - NECK								
Totals	36	153	4.3	30 0	22	135	6.1	30 0	
Playoffs									
1/13/07 vs. Ind.	INJURED RESERVE - NECK								
Totals	0	0	0.0	0 0	0	0	0.0	0 0	

2005 Game-By-Game

Ravens RUSHING					RECEIVING				
Date/Opp.	No	Yds	Avg	LG TD	No	Yds	Avg	LG TD	
9/11 vs. Ind.	ON PUP - LEG								
9/18 @ Ten.	ON PUP - LEG								
10/2 vs. NYJ	ON PUP - LEG								
10/9 @ Det.	ON PUP - LEG								
10/16 vs. Cle.	ON PUP - LEG								
10/23 @ Chi.	ON PUP - LEG								
10/31 @ Pit.	ON PUP - LEG								
11/6 vs. Cin.	ON PUP - LEG								
11/13 @ Jax.	0	0	0.0	0 0	3	5	1.7	4 0	
11/20 va. Pit.	INACTIVE								
11/27 @ Cin.	INACTIVE								
12/4 vs. Hou.	INJURED RESERVE - LEG								
12/11 @ Den.	INJURED RESERVE - LEG								
12/19 vs. GB	INJURED RESERVE - LEG								
12/25 vs. Min.	INJURED RESERVE - LEG								
1/1/06 @ Cle.	INJURED RESERVE - LEG								
Totals	0	0	0.0	0 0	3	5	1.7	4 0	

2004

Game-By-Game

Ravens RUSHING					RECEIVING				
Date/Opp.	No	Yds	Avg	LG TD	No	Yds	Avg	LG TD	
9/12 @ Cle.	SAW ACTION ON SPECIAL TEAMS								
9/19 vs. Pit.	SAW ACTION ON SPECIAL TEAMS								
9/26 @ Cin.	SAW ACTION ON SPECIAL TEAMS								
10/4 vs. KC	SAW ACTION ON SPECIAL TEAMS								
10/10 @ Was.	SAW ACTION ON SPECIAL TEAMS								
10/24 vs. Buf.	6	11	1.8	6 0	0	0	0.0	0 0	
10/31 @ Phi.	5	25	5.0	13 0	1	6	6.0	6 0	
11/7 vs. Cle.	0	0	0.0	0 0	0	0	0.0	0 0	
11/14 @ NYJ	0	0	0.0	0 0	1	25	25.0	25 0	
11/21 vs. Dal.	1	12	12.0	12 0	0	0	0.0	0 0	
11/28 @ NE	INJURED RESERVE - LEG								
12/5 vs. Cin.	INJURED RESERVE - LEG								
12/12 vs. NYG	INJURED RESERVE - LEG								
12/19 @ Ind.	INJURED RESERVE - LEG								
12/26 @ Pit.	INJURED RESERVE - LEG								
1/2/05 vs. Mia.	INJURED RESERVE - LEG								
Totals	12	48	4.0	13 0	2	31	15.5	25 0	

2003

Game-By-Game

Ravens RUSHING					RECEIVING				
Date/Opp.	No	Yds	Avg	LG TD	No	Yds	Avg	LG TD	
9/7 @ Pit.	INACTIVE - KNEE								
9/14 vs. Cle.	INACTIVE - KNEE								
9/21 @ SD	INACTIVE - KNEE								
9/28 vs. KC	INACTIVE - KNEE								
10/12 @ Ari.	INACTIVE - KNEE								
10/19 @ Cin.	SAW ACTION ON SPECIAL TEAMS								
10/26 vs. Den.	SAW ACTION ON SPECIAL TEAMS								
11/2 vs. Jax.	SAW ACTION ON SPECIAL TEAMS								
11/9 @ STL	SAW ACTION ON SPECIAL TEAMS								
11/16 @ Mia.	SAW ACTION ON SPECIAL TEAMS								
11/23 vs. Sea.	SAW ACTION ON SPECIAL TEAMS								
11/30 vs. SF	5	10	2.0	3 1	0	0	0.0	0 0	
12/7 vs. Cin.	SAW ACTION ON SPECIAL TEAMS								
12/14 @ Oak.	SAW ACTION ON SPECIAL TEAMS								
12/21 @ Cle.	4	21	5.3	11t 1	1	0	0.0	0 0	
12/28 vs. Pit.	SAW ACTION ON SPECIAL TEAMS								
Totals	9	31	3.4	11t 2	0	0	0.0	0 0	
Playoffs									
1/3/04 vs. Ten.	SAW ACTION ON SPECIAL TEAMS								
Totals	0	0	0.0	0 0	0	0	0.0	0 0	

32 MUSA SMITH

32 MUSA SMITH

REGULAR SEASON

RUSHING

Year	Team	GP	GS	Att.	Yds.	Avg.	LG	TD	RECEIVING				
									No.	Yds.	Avg.	LG	TD
2003	Baltimore	11	0	9	31	3.4	11t	2	0	0	0.0	0	0
2004	Baltimore	9	0	12	48	4.0	13	0	2	31	15.5	25	0
2005	Baltimore	1	0	0	0	0.0	0	0	3	5	1.7	4	0
2006	Baltimore	12	0	36	153	4.3	30	0	22	135	6.1	30	0
Totals		33	0	57	232	4.1	30	2	27	171	6.3	30	0

SPECIAL TEAMS TACKLES (24): 2003 (10); 2004 (8); 2005 (2); 2006 (4)

Additional Statistics: Had a FR on a KO vs. Cin. (11/5/06)

CAREER SINGLE-GAME HIGHS (regular season)

RUSHING:

Carries:

7 2 times (last: 11/26/06 vs. Pit.)

Yards:

46 (11/15/06 vs. Cin.)

Long:

30 (11/15/06 vs. Cin.)

Touchdowns:

1 2 times (last: 12/21/03 at Cle.)

RECEIVING:

Receptions:

6 (10/9/06 at Den.)

Yards:

53 (10/9/06 at Den.)

Long:

30 (9/17/06 vs. Oak.)

Touchdowns:

None

POSTSEASON

RUSHING

Year	Team	GP	GS	Att.	Yds.	Avg.	LG	TD	RECEIVING				
									No.	Yds.	Avg.	LG	TD
2003	Baltimore	1	0	0	0	0.0	0	0	0	0	0.0	0	0
2006	Baltimore	INJURED RESERVE - NECK											
Totals		1	0	0	0	0.0	0	0	0	0	0.0	0	0


32 MUSA SMITH

RAVENS ALL-TIME SINGLE-GAME 100-YARD RECEIVERS/RUSHERS (IN SAME GAME)

DATE/OPPONENT	RECEIVER (YARDS)	RUSHER (YARDS)	RESULT
12/17/06 vs. Cle.	D. Williams (100)	J. Lewis (109)	W
12/19/05 vs. GB	T. Heap (110)	J. Lewis (105)	W
12/28/03 vs. Pit.	M. Robinson (102)	J. Lewis (114)	W
11/23/03 vs. Sea.	M. Robinson (131)	J. Lewis (117)	W
10/19/03 at Cin.*	T. Taylor (138)	J. Lewis (101)	L
11/19/00 vs. Dal.	S. Sharpe (101)	J. Lewis (187)	W
9/3/00 at Pit.	Q. Ismail (102)	P. Holmes (119)	W
12/19/99 vs. NO	Q. Ismail (115)	P. Holmes (130)	W
12/12/99 at Pit.	Q. Ismail (258)	P. Holmes (130)	W
12/5/99 vs. Ten.	Q. Ismail (113)	P. Holmes (100)	W
9/27/98 vs. Cin.	J. Lewis (122)	P. Holmes (173)	W
12/1/96 vs. Pit.	D. Alexander (198)	B. Morris (100)	W

*Indicates only loss when the Ravens have a 100-yard receiver and rusher.





56 GARY STILLS

LINEBACKER

YEARS IN NFL: 9

HT: 6-2

WT: 250

COLLEGE: WEST VIRGINIA HS: VALLEY FORGE (PA) MILITARY ACADEMY

BORN: 7/11/74, TRENTON, NJ

JOINED RAVENS: FREE AGENT, 2006

PRO BOWLS (1): 2003

GAMES PLAYED/STARTED: (1999, 2/0); (2000, 12/0); (2001, 10/0); (2002, 16/1); (2003, 16/0); (2004, 16/0); (2005, 16/0); (2006, 16/0) **Total 104/1**

Playoffs (2003, 1/0); (2006, 1/0) **Total 2/0**

TRANSACTIONS: Signed with the Baltimore Ravens (3-year contract) on 3/24/06...Re-signed with the Kansas City Chiefs on (2/27/03)...Re-signed with the Chiefs (4/20/02)...Signed a 3-year contract with Kansas City (7/26/99)...Tabbed by the Chiefs with the 1st of their 2 3rd-round selections (75th overall) in the 1999 NFL Draft.

Pro: Pro Bowl (2003) special teams standout...Versatile athlete with a non-stop motor and good footwork who can play both LB and DE...Stills enters his 9th season in the NFL with **192 special teams tackles, including a Ravens' franchise record 44 in 2006**...Also has 4 FRs and 3 FFs on special teams...Entering 2007, Stills has seen action in 104 games (1 start) and has 82 tackles (41 solo), 7.5 sacks (-62.5 yards), 1 FF, 5 FRs and 3 PD from scrimmage...Saw action in all 16 games in his 1st year with the Ravens in 2006...Recorded a **franchise-record and career-high 44 special teams tackles, the 2nd-highest total in NFL history**, while earning **Pro Bowl 1st Alternate** honors...Stills also had 2 tackles, 1 FF and 1 FR from scrimmage...He left Kansas City as the Chiefs' **all-time franchise leader in special teams tackles (148)**...Saw duty in 16 games on special teams and finished 2nd on the team with 25 special teams tackles and a special teams FR in 2005...Played in 16 games on defense and special teams in 2004...Had 15 tackles (6 solo), including 1 TFL, 6 QB pressures, 2.5 sacks (-22.5 yards) and a FR from scrimmage...Also led the Chiefs with 25 special teams tackles to go with a FR...Named to his **1st-career Pro Bowl** (as a special teamer) as well as being named to the All-Joe Team for his special teams exploits by *USA Today* in 2003...His Pro Bowl invite as a special teams performer made him the 1st player in Kansas City history to earn that distinction in a role other than a kick returner...Played in 16 games on special teams and 14 games as a reserve on defense...Produced 33 tackles (17 solo), including 3 TFL, 3.0 sacks (-35.0 yards), 3 PD and 1 FR...Also led the team with 29 special teams tackles in addition to 2 FFs and 1 FR on special teams...Saw action in 16 games at DE with 1 start, in addition to special teams duty in 2002...Produced 31 defensive stops (17 solo), including 5 TFL, 2 QB sacks (-5 yards), 1 FR and 3 QB pressures...Also set a franchise record with a then-career-high 34 special teams tackles and 1 FF on special teams...Saw action on special teams in 10 games and on defense in 2 contests and had 1 tackle from scrimmage, plus a team-high 18 special teams tackles and 1 FR on special teams in 2001...**NFL Europe (2001):** Started 7 of 10 games for the Frankfurt Galaxy...Tied for the lead in the NFL and led the Galaxy with 9.5 sacks, earning All-NFL honors...Also led the Galaxy with 54 tackles (41 solo)...Added 3 PD, 1 FF and 2 tackles on special teams...Was named **NFL Europe Defensive Player of the Week** vs. Barcelona (6/23/01) after collecting 7 tackles, 3.5 sacks and 1 FF...Saw action on special teams in 2 games, but did not record any stats as a rookie in 1999.

OFF THE FIELD

Attended the Hoops for Heart event at Bel Air Middle school in February of 2007. All funds raised benefited the American Heart Association.

2006: (with Baltimore) Saw action in all 16 games (and their post-season contest) in his 1st year with the Ravens...Recorded a **franchise-record and career-high 44 special teams tackles, the 2nd-highest total in NFL history** (behind Hank Bauer - San Diego - 46 special teams tackles in 1980), while earning **Pro Bowl 1st Alternate** honors...Stills also had 2 tackles, 1 FF and 1 FR from scrimmage...**2006 SEASON HIGHLIGHTS:** Played in his **100th-career game** and led the Ravens with 3 special teams tackles in **game 12 at Cin. (11/30)**...Led the team with 5 special teams tackles and saw action from scrimmage, posting 1 tackle and 1 QB hit in the 24-10 win in **game 10 vs. Atl. (11/19)**...Played on special teams and had 1 solo tackle and downed a punt inside the Chargers' 5-yard line in the 16-13 win in **game 4 vs. SD (10/1)**...Saw action from scrimmage in the 4th quarter in place of an injured Terrell Suggs (hamstring) and had 1 tackle, 1 FF and 1 FR in **game 3 at Cle. (9/24)**...Also had 1 special teams tackle against the Browns...His FF and FR came on the Browns' last play of the game, when QB Charlie Frye hit WR Joshua Cribbs across the middle; Stills hit Cribbs, knocking the ball loose, and recovering it, to seal the 15-14 win...Led the team with 5 special teams tackles, including 4 solo in the 28-6 victory in **game 2 vs. Oak. (9/17)**.

56 GARY STILLS

2005: (with Kansas City) Saw duty in 16 games on special teams and finished 2nd on the team with 25 special teams tackles and 1 special teams FR...**2005 SEASON HIGHLIGHTS:** Played on special teams and posted 1 ST tackle, *collecting his 148th-career special teams stop to pass LB Greg Manusky (147) for the most special teams tackles in Kansas City Chiefs history in game 15 vs. SD (12/24)*... Tallied 3 special teams stops in **game 14 at NYG (12/17)**...Tallied 1 special teams tackle and recovered a CB Chris Carr fumble on a punt return in **game 2 at Oak. (9/18)**.

2004: (with Kansas City) Played in 16 games on defense and special teams...Had 15 tackles (6 solo), including 1 TFL, 6 QB pressures, 2.5 sacks (-22.5 yards) and a FR from scrimmage...Also led the Chiefs with 25 special teams tackles to go with a FR...**2004 SEASON HIGHLIGHTS:** Recovered a fumble on defense and a fumble on the final kickoff return of the game to go with 2 tackles from scrimmage and 1 special teams tackle in **game 13 at Ten. (12/13)**...Compiled 3 tackles, including 1 TFL, 1 sack and 2 special teams tackles in **game 12 at Oak. (12/5)**...Registered a season-high 4 tackles, 2 QB pressures and 1 sack from scrimmage as well as 1 special teams tackle in **game 4 at Bal. (10/4)**...Recorded 2 special teams stops including the *100th special teams tackle* of his career in **game 3 vs. Hou. (9/26)**.

2003: (with Kansas City) *Named to his 1st-career Pro Bowl* (as a special teamer) as well as being named to the All-Joe Team for his special teams exploits by *USA Today*...Played in 16 games on special teams and 14 games as a reserve on defense...Produced 33 tackles (17 solo), including 3 TFL, 3.0 sacks (-35.0 yards), 3 PD and 1 FR...Also led the team with 29 special teams tackles in addition to 2 FFs and 1 FR on special teams...**2003 SEASON HIGHLIGHTS:** Posted 2 tackles and 2 ST stops in the **AFC Divisional Playoff Game vs. Ind. (1/11/04)**...Registered 3 special teams stops and had a FF and a FR on a punt return in **game 5 vs. Den. (10/5)**...Recorded 4 tackles, 1 sack and 1 PD from scrimmage, and posted 3 special teams tackles in **game 4 at Bal. (9/28)**.

2002: (with Kansas City) Saw action in 16 games at DE with 1 start, to ST duty...Produced 31 defensive stops (17 solo), including 5 TFL, 2 sacks (-5 yards), 1 FR and 3 QB pressures...Also set a franchise

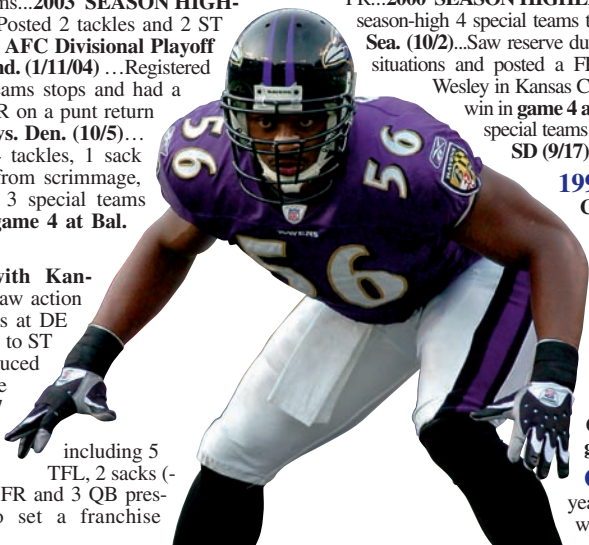
record with a *career-high 34 special teams tackles* and 1 FF on special teams...**2002 SEASON HIGHLIGHTS:** Recorded 2 tackles, and had a FR with :43 seconds remaining to clinch a 24-22 win in game 15 vs. SD (12/22)...Totaled 3 tackles, including 1 sack and 1 special teams stop in game 13 vs. STL (12/8)...Also piled up a *career-high 5 special teams tackles*, the highest seasonal special teams tackle total in Chiefs history in the game against the Chargers...Recorded 4 special teams stops and had a FF on a punt return in game 6 at SD (10/13)...Registered 4 tackles and his *1st-career sack* in game 5 at NYJ (10/6)...Made his 1st-career NFL start at LDE in game 3 at NE (9/22).

2001: (with Kansas City) Saw action on special teams in 10 games and on defense in 2 contests and had 1 tackle from scrimmage, plus a team-high 18 special teams tackles and 1 FR on special teams...**2001 SEASON HIGHLIGHTS:** Made 3 special teams stops in the **season finale at Sea. (1/6/02)**...Had 3 special teams tackles and a FR on a KO in **game 15 at Jax. (12/30)**...Recorded 3 special teams tackles, as well as his 1st tackle from scrimmage in **game 13 vs. Den. (12/16)**...**NFL Europe (2001):** Started 7 of 10 games for the Frankfurt Galaxy...Tied for the lead in the NFLFL and led the Galaxy with 9.5 sacks, earning *All-NFLFL honors*...Also led the Galaxy with 54 tackles (41 solo)...Added 3PD, 1 FF and 2 tackles on special teams...Was named *NFL Europa Def-ensive Player of the Week* vs.Barcelona (6/23) after collecting 7 tackles, 3.5 sacks and 1 FF.

2000: (with Kansas City) Played in 12 games on special teams and in 3 games on defense (2 at DE and 1 at LB)...Finished 2nd on the team with 17 special teams tackles and 1 FR...**2000 SEASON HIGHLIGHTS:** Recorded a season-high 4 special teams tackles in **game 5 vs. Sea. (10/2)**...Saw reserve duty at DE in pass rush situations and posted a FR forced by S Greg Wesley in Kansas City's 23-22 comeback win in **game 4 at Den. (9/24)**...Had 2 special teams tackles in **game 3 vs. SD (9/17)**.

1999: (with Kansas City) Saw action on special teams in 2 games, but did not record any stats... Was inactive for 14 games...**1999 SEASON HIGHLIGHTS:** Played on special teams in **game 11 at Oak. (11/28)** and in **game 7 vs. SD (10/31)**.

COLLEGE: A 2-year starter at WVA, who saw duty in 30



56 GARY STILLS

2006

Game-by-Game Tackles

Ravens

Date/Opp.	TT	Solo	As	INT	FF	FR	Sacks	PD
9/10 @ TB	SAW ACTION ON SPECIAL TEAMS							
9/17 vs. Oak.	SAW ACTION ON SPECIAL TEAMS							
9/24 @ Cle.	1	1	0	0-0	1	1	0-0	0
10/1 vs. SD	SAW ACTION ON SPECIAL TEAMS							
10/9 @ Den.	SAW ACTION ON SPECIAL TEAMS							
10/15 vs. Car.	SAW ACTION ON SPECIAL TEAMS							
10/29 @ NO	SAW ACTION ON SPECIAL TEAMS							
11/5 vs. Cin.	SAW ACTION ON SPECIAL TEAMS							
11/12 @ Ten.	SAW ACTION ON SPECIAL TEAMS							
11/19 vs. Atl.	1	1	0	0-0	0	0	0-0	0
11/26 vs. Pit.	0	0	0	0-0	0	0	0-0	0
11/30 @ Cin.	SAW ACTION ON SPECIAL TEAMS							
12/10 @ KC	0	0	0	0-0	0	0	0-0	0
12/17 vs. Cle.	SAW ACTION ON SPECIAL TEAMS							
12/24 @ Pit.	SAW ACTION ON SPECIAL TEAMS							
12/31 vs. Buf.	SAW ACTION ON SPECIAL TEAMS							
Totals	2	2	0	0-0	1	1	0-0	0

Playoffs

1/13/07 vs. Ind.	SAW ACTION ON SPECIAL TEAMS							
Totals	0	0	0	0-0	0	0	0-0	0

2003

Game-by-Game Tackles

Ravens

Date/Opp.	TT	Solo	As	INT	FF	FR	Sacks	PD
9/7 vs. SD	3	1	2	0-0	0	0	0-0	0
9/14 vs. Pit.	4	1	3	0-0	0	0	1-6	0
9/21 @ Hou.	3	1	2	0-0	0	0	0-0	0
9/28 @ Bal.	4	1	3	0-0	0	0	1-11	1
10/5 vs. Den.	2	1	1	0-0	0	0	0-0	0
10/12 @ GB	3	2	1	0-0	0	1	0-0	1
10/20 @ Oak	5	4	1	0-0	0	0	0-0	1
10/26 vs. Buf.	5	5	0	0-0	0	0	0-0	0
11/9 vs. Cle.	0	0	0	0-0	0	0	0-0	0
11/16 @ Cin.	1	0	1	0-0	0	0	0-0	0
11/23 vs. Oak.	0	0	0	0-0	0	0	0-0	0
11/30 @ SD	1	0	1	0-0	0	0	0-0	0
12/7 @ Den.	0	0	0	0-0	0	0	0-0	0
12/14 vs. Det.	0	0	0	0-0	0	0	0-0	0
12/20 @ Min.	0	0	0	0-0	0	0	0-0	0
12/28 vs. Chi.	2	1	1	0-0	0	0	1-18	0
Totals	33	17	16	0-0	0	1	3-35	3

2001

Game-by-Game Tackles

Ravens

Date/Opp.	TT	Solo	As	INT	FF	FR	Sacks	PD
9/9 vs. Oak.	0	0	0	0-0	0	0	0-0	0
9/23 vs. NYG	0	0	0	0-0	0	0	0-0	0
9/30 @ Was.	0	0	0	0-0	0	0	0-0	0
10/7 @ Den.	0	0	0	0-0	0	0	0-0	0
10/14 vs. Pit.	0	0	0	0-0	0	0	0-0	0
10/21 @ Ari.	0	0	0	0-0	0	0	0-0	0
10/25 vs. Ind.	0	0	0	0-0	0	0	0-0	0
11/4 @ SD	0	0	0	0-0	0	0	0-0	0
11/11 @ NYJ	0	0	0	0-0	0	0	0-0	0
11/25 vs. Sea.	0	0	0	0-0	0	0	0-0	0
11/29 vs. Phi.	0	0	0	0-0	0	0	0-0	0
12/9 @ Oak.	0	0	0	0-0	0	0	0-0	0
12/16 vs. Den.	1	1	0	0-0	0	0	0-0	0
12/23 vs. SD	0	0	0	0-0	0	0	0-0	0
12/30 @ Jax.	0	0	0	0-0	0	0	0-0	0
1/6/02 @ Sea.	0	0	0	0-0	0	0	0-0	0
Totals	1	0	0	0-0	0	0	0-0	0

2004

Game-by-Game Tackles

Ravens

Date/Opp.	TT	Solo	As	INT	FF	FR	Sacks	PD
9/12 @ Den.	0	0	0	0-0	0	0	0-0	0
9/19 vs. Car.	0	0	0	0-0	0	0	0-0	0
9/26 vs. Hou.	0	0	0	0-0	0	0	0-0	0
10/4 @ Bal.	4	2	2	0-0	0	0	1-9	0
10/17 @ Jax.	1	1	0	0-0	0	0	0-0	0
10/24 vs. Atl.	0	0	0	0-0	0	0	0-0	0
10/31 vs. Ind.	0	0	0	0-0	0	0	0-0	0
11/7 @ TB	0	0	0	0-0	0	0	0-0	0
11/14 @ NO	0	0	0	0-0	0	0	0-0	0
11/22 vs. NE	0	0	0	0-0	0	0	0-0	0
11/28 vs. SD	0	0	0	0-0	0	0	0-0	0
12/5 @ Oak.	3	2	1	0-0	0	0	1-9	0
12/13 @ Ten.	2	0	2	0-0	0	1	0-0	0
12/19 vs. Den.	1	0	1	0-0	0	0	.5-4.5	0
12/25 vs. Oak.	1	1	0	0-0	0	0	0-0	0
1/2/05 @ SD	3	0	3	0-0	0	0	0-0	0
Totals	15	6	9	0-0	0	1	2.5-22.5	0

2002

Game-by-Game Tackles

Ravens

Date/Opp.	TT	Solo	As	INT	FF	FR	Sacks	PD
9/8 @ Cle.	1	0	1	0-0	0	0	0-0	0
9/15 vs. Jax.	3	1	2	0-0	0	0	0-0	0
9/22 @ NE	2	2	0	0-0	0	0	0-0	0
9/29 vs. Mia.	0	0	0	0-0	0	0	0-0	0
10/6 @ NYJ	4	2	2	0-0	0	0	1-4	0
10/13 @ SD	2	2	0	0-0	0	0	0-0	0
10/20 vs. Den.	0	0	0	0-0	0	0	0-0	0
10/27 vs. Oak.	3	2	1	0-0	0	0	0-0	0
11/10 @ SF	4	2	2	0-0	0	0	0-0	0
11/17 vs. Buf.	1	1	0	0-0	0	0	0-0	0
11/24 @ Sea.	3	0	3	0-0	0	0	0-0	0
12/1 vs. Ari.	0	0	0	0-0	0	0	0-0	0
12/8 vs. STL	3	2	1	0-0	0	0	1-1	0
12/15 @ Den.	1	1	0	0-0	0	0	0-0	0
12/22 vs. SD	2	1	1	0-0	0	1	0-0	0
12/28 @ Oak.	2	1	1	0-0	0	0	0-0	0
Totals	31	17	14	0-0	0	1	2-5	0



56 GARY STILLS

56 GARY STILLS

career games (17 starts) in 3 collegiate seasons...Finished his career with 159 tackles (109 solo), 26 sacks (-148 yards), 1 FR and 4 FFs...His 26 career sacks ranked 2nd in school history...Also had 18 TFL, 24 QB pressures and 8 PD...Started 8 games and was a 1st-team All-Big East pick as a junior...Ranked 4th in the conference with 10 sacks (-58 yards) and was credited with 2 FFs and 4 PD...Played in 11 games (9 starts) and received 1st-team All-Big East accolades as a sophomore...Ranked 2nd in the Big East with a career-best 12 sacks (-71 yards), adding 67 tackles (46 solo), 1 FR, 1 FF, 3 PD and 12 QB pressures...Saw action in 11 games as a redshirt freshman, making 34 tackles (25 solo), 4 sacks (-19 yards), 1 FF and 5 QB pressures...Majored in Sports Management at West Virginia.

PERSONAL: Attended Valley Forge (PA) Military Academy...Registered 162 tackles with 7.5 sacks as a senior...Produced 22 tackles in a single game during his senior campaign in 1994...Rated the 5th-best LB in the East by Blue Chip Illustrated...Attended the Hoops for Heart even at Bel Air Middle school in February of 2007, with all funds raised benefitting the American Heart Association...Participated in the Ravens Spring Football Festival in April 2007 where he signed autographs and spoke at fan forums.

REGULAR SEASON

Year	Team	GP	GS	TACKLES				SK	Yards	INTERCEPTIONS				FUMBLES			
				TT	Solo	Asst	Yards			No.	Yds.	Lg	TDs	PD	FF	FR	Yds.
1999	Kansas City	2	0	0	0	0	0	0	0	0	0	0	0	0	0	0	0
2000	Kansas City	12	0	0	0	0	0	0	0	0	0	0	0	0	0	1	0
2001	Kansas City	10	0	1	1	0	0	0	0	0	0	0	0	0	0	0	0
2002	Kansas City	16	1	31	17	14	2	5	0	0	0	0	0	0	0	1	0
2003	Kansas City	16	0	33	17	16	3	35	0	0	0	0	3	0	1	0	0
2004	Kansas City	16	0	15	6	9	2.5	22.5	0	0	0	0	0	0	1	0	0
2005	Kansas City	16	0	0	0	0	0	0	0	0	0	0	0	0	0	0	0
2006	Baltimore	16	0	2	2	0	0	0	0	0	0	0	0	0	1	1	0
Totals		104	1	82	43	39	7.5	62.5	0	0	0	0	3	1	5	0	0

Special Teams Tackles (192): 2000 (17); 2001 (18); 2002 (34); 2003 (29); 2004 (25); 2005 (25); 2006 (*44)

*Led NFL

CAREER SINGLE-GAME HIGHS (regular season)

Total Tackles:
5 2 times (last: 10/26/03 vs. Buf.)

Sacks:
1 6 times (last: 10/4/04 at Bal.)

Forced Fumbles:

1 (9/24/06 at Cle.)

Passes Defensed:

1 4 times (last: 10/20/03 at Oak.)

Solo Tackles:
5 (10/26/03 vs. Buf.)

INTs:
None

Fumble Recoveries:

1 5 times (last: 9/24/06 at Cle.)

POSTSEASON

Year	Team	GP	GS	TACKLES				SK	Yards	INTERCEPTIONS				FUMBLES			
				TT	Solo	Asst	Yards			No.	Yds.	Lg	TDs	PD	FF	FR	Yds.
2003	Kansas City	1	0	2	1	1	0	0	0	0	0	0	0	0	0	0	0
2006	Baltimore	1	0	0	0	0	0	0	0	0	0	0	0	0	0	0	0
Totals		2	0	2	1	1	0	0	0	0	0	0	0	0	0	0	0

SPECIAL TEAMS TACKLES (2): 2003 (2)

56 GARY STILLS





3 MATT STOVER

KICKER

YEARS IN NFL: 18 **HT:** 5-11 **WT:** 178
COLLEGE: LOUISIANA TECH **HS:** LAKE HIGHLANDS (DALLAS, TX)
BORN: 1/27/68, DALLAS, TX
JOINED FRANCHISE: PLAN B FREE AGENT, 1991
PRO BOWLS (1): 2000

GAMES PLAYED/STARTED: (1990, IR); (1991, 16/0); (1992, 16/0); (1993, 16/0); (1994, 16/0); (1995, 16/0); (1996, 16/0); (1997, 16/0); (1998, 16/0); (1999, 16/0); (2000, 16/0); (2001, 16/0); (2002, 15/0); (2003, 16/0); (2004, 16/0); (2005, 16/0); (2006, 16/0) **Total 255/0**

Playoffs (1995, 2/0); (2000, 4/0); (2001, 2/0); (2003, 1/0); (2006, 1/0) **Total 10/0**

TRANSACTIONS: Matt Stover re-signed (unrestricted) with the Ravens on 3/9/04...Re-signed with Baltimore (unrestricted) on 3/7/00...Signed a re-negotiated contract with the Ravens on 3/16/98...Signed a re-negotiated contract with the Ravens on 8/29/97...Franchise relocated to Baltimore in 1996...Signed a re-negotiated contract with the Cleveland Browns on 9/1/95...Re-signed with the Browns on 7/24/93...Signed with Cleveland as a Plan B free agent on 3/15/91...Originally drafted by the New York Giants in the 12th round (329th selection overall) of the 1990 NFL draft...Placed on Injured Reserve by the Giants (9/4/90 to 2/1/91).

PRO: Stover, a *Pro Bowl performer (2000)*, owns the NFL record for consecutive games with a FG - 38 (1999-2001)...Enters 2007 as the 2nd-most accurate kicker (Min. 150 attempts) in NFL history (83.8%)...Stover also begins the 2007 season 6th on the NFL's all-time scoring list with 1,715 points...Has made the most FGs (300) in the NFL since 1996...Was a *Pro Bowl 1st Alternate* while earning *AP 2nd-Team All-Pro Honors, Sports Illustrated All-Pro honors* and was named to *USA Today's All-Joe Team* (players who are critical to their team, but not Pro Bowlers) in 2006...Saw action in all 16 games, leading the team with 121 points (3rd-most in franchise history), and compiled his 10th-career 100-point season, connecting on all 37 PATs and 28 of 30 FGAs to lead the NFL in FG percentage (93.3%) in 2006...His 36 consecutive FGs (12/4/05-11/19/06) mark the 3rd-longest streak in NFL history...Stover earned *Special Teams Player of the Month* honors for September, when he was a perfect 9-for-9 in FGAs...Also connected on both FGAs, a 40-yarder and a franchise postseason record 51-yarder and kicked off 3 times in the **Divisional Playoff game vs. Ind. (1/13/07)**...In 2005, Stover led the team with 113 points, as he connected on all 23 of his PATs and 30 of his 34 FGAs...It marked the 9th time in his career (and 3rd consecutive) that he had at least 100 points in a season...Hit 2 game-winning FGs in '05, the 10th and 11th of his career...Stover had more made FGs (380) going into 2006 than any of the top 5 active kickers attempted...Ravens' all-time leading scorer was 6th in the AFC with 117 points in 2004...He connected on 29 of 32 FGAs (90.6%), which at the time marked the 2nd-highest percentage total of his career...Also was perfect (30-of-30) on PATs...Was 3rd in the AFC and 4th in the NFL with 134 points (2nd most in franchise history to his 135 in 2000) in 2003...He connected on 33 of 38 FGAs (86.8%), including 2 dramatic OT FGs for Ravens victories...Was perfect (35-of-35) on PATs...Stover, who has been in the NFL longer than any other active Raven, moved into the top 20 all-time NFL scorer during the 2002 season...After being on IR as a rookie with the Giants in 1990, Stover has not missed a game due to injury in his 17-year career...Stover connected on 21 of 25 FGs (84%) and all 33 PATs when he led the team in scoring (96 points) in 2002...Stover tied for 5th in the NFL with 115 points during the 2001 season...He tied for 2nd in the league (Jason Elam: Denver-31) with 30 FGs made...Was perfect on 25 PATs and hit on better than 85% of his FGs...Enjoyed his best season in 2000, scoring a career- and NFL-high 135 points, which earned his 1st trip to the Pro Bowl...Capped his outstanding season with a 34-7 win over the team that drafted him, the New York Giants, in Super Bowl XXXV...Was 35-of-39 on FGAs and kicked 30 PATs to surpass the career 1,000-point mark...In 1999, he booted 28 of 33 FGs and 32 PATs for a then-career-high 116 points, to give him 251 points over those 2 years (tops in the NFL)...Stover is 282-of-300 (94%) on attempts inside the 40 in his career...Has scored at least 100 points in 10 of the last 13 seasons...Set the Browns' all-time record in 1995 with 29 FGs, snapping his previous team mark of 26, set in 1994...Led the NFL in 1994 with a 92.8% success rate (26-of-28)...His 23 straight successful FGs made streak in 1994-95 fell 8 short of the then-NFL mark (Fuad Reveiz - 31)...Signed as an unprotected (Plan B) free agent by the Browns on 3/15/91 from the New York Giants...Originally selected by the Giants in the 12th round of the 1990 draft...Placed on the Giants' IR with a quadriceps pull on 9/4/90...A team player rep 1992-99 and was elected to the NFLPA Executive Committee from

OFF THE FIELD

One of the most active Ravens in the community, Matt Stover took 200 children to a private screening of the film "Charlotte's Web" in December of 2006.

3 MATT STOVER

REGULAR SEASON

FIELD GOALS

Year	1-19	20-29	30-39	40-49	50+	Total	Pct.
<i>Cleveland</i>							
1991	1-2	2-3	8-9	3-6	2-2	16-22	72.7
1992	1-1	11-11	6-8	2-6	1-3	21-29	72.4
1993	0-0	4-4	5-6	6-8	1-4	16-22	72.7
1994	1-1	7-7	10-11	8-8	0-1	26-28	92.9
1995	1-1	12-12	9-10	7-9	0-1	29-33	87.9
Totals	4-5	36-37	38-44	26-37	4-11	108-134	80.6
<i>Baltimore</i>							
1996	0-0	8-8	5-6	5-10	1-1	19-25	76.0
1997	0-0	8-9	12-12	6-11	0-2	26-34	76.5
1998	0-0	6-6	5-5	10-17	0-0	21-28	75.0
1999	4-4	9-9	6-8	7-7	2-5	28-33	84.8
2000	2-2	9-9	12-13	10-12	2-3	35-39	89.7
2001	0-0	16-16	9-10	5-9	0-0	30-35	85.7
2002	0-0	9-9	4-5	7-10	1-1	21-25	84.0
2003	0-0	16-16	6-6	11-14	0-2	33-38	86.8
2004	2-2	9-9	7-8	9-10	2-3	29-32	90.6
2005	1-1	8-8	10-11	11-14	0-0	30-34	88.2
2006	0-0	12-13	9-9	6-7	1-1	28-30	93.3
Totals	9-9	110-112	85-93	87-121	9-18	300-353	84.9
Career	13-14	146-149	123-137	113-158	13-29	408-487	83.8
Pcts.	92.9	97.9	89.8	71.5	44.8	83.8	

POSTSEASON

FIELD GOALS

Year	1-19	20-29	30-39	40-49	50+	Total	Pct.
<i>Cleveland</i>							
1995	0-0	2-2	1-1	0-1	0-1	3-5	60.0
Totals	0-0	2-2	1-1	0-1	0-1	3-5	60.0
<i>Baltimore</i>							
2000	0-0	2-2	3-4	1-2	0-0	6-8	75.0
2001	0-0	1-1	1-1	1-2	0-0	3-4	75.0
2003	0-0	0-0	0-0	1-1	0-0	1-1	100.0
2006	0-0	0-0	0-0	1-1	1-1	2-2	100.0
Totals	0-0	3-3	4-5	4-6	1-1	12-15	80.0
Career	0-0	5-5	5-6	4-7	1-2	15-20	75.0
Pcts.	--	100.0	83.3	57.1	50.0	72.2	

(Playoff games in gold and underline)

2006 GAME-BY-GAME (with Baltimore): (20, 42); (25, 33, 37, 23); (32, 43, 52); (); (24); (); (); (43, 25, 36, 35); (27, 40); (42WL, 29); (37, 40); (29WL); (41, 23); (38, 22); (26); (26, 37, 39, 29); (40-51)

2005 GAME-BY-GAME (with Baltimore): (38WL, 47WL, 45WR); (30); (42, 25); (46); (39, 27, 38); (40, 29); (22, 43RU, 40, 49, 47); (34, 32, 31); (41); (47, 25, 44); (); (38); (29); (23, 40); (37, 38, 19); (21, 43, 31)

2004 GAME-BY-GAME (with Baltimore): (42); (35, 27, 34); (21); (50); (33); (24, 50WR, 19); (44); (44, 39, 43, 36); (24, 42); (50); (22); (20, 22, 38, 45); (46, 44, 27); (42, 31B); (44WR); (25, 19, 33)

2003 GAME-BY-GAME (with Baltimore): (); (45N, 20, 40, 21); (49); (29); (31, 22, 29, 37); (25); (45N, 25, 39, 22, 29); (23, 32, 23); (41, 25, 41); (39, 45); (21, 40, 42); (28, 47, 41); (22); (32, 28, 50N); (46N); (46, 52N, 47); (43)

3 MATT STOVER



3 MATT STOVER

2002 GAME-BY-GAME (with Baltimore): (47N); (); (23, 41); (43, 28, 27, 28); (41, 51); (46N, 30); (28); (32); (33); (); (26, 43); (49N, 38N); (26); (22, 22, 47); (31, 43); (43)

2001 GAME-BY-GAME (with Baltimore): (46WR, 37); (38); (29, 26); (26, 25); (28); (21, 38); (49, 28); (25, 39); (31, 33, 30); (42); (41, 41WR); (26, 30, 29, 27, 46WL); (48WL); (43, 29, 33WR, 43); (24); (21, 20, 38, 20); ([40LU](#), [35](#), [40](#)); ([26](#))

2000 GAME-BY-GAME (with Baltimore): (23, 26, 33); (44); (30B, 27, 33); (30, 37, 19); (45, 30, 44, 51WR, 22); (47, 32, 43, 21, 24); (51); (21, 38); (51, 49); (38, 32); (45); (25, 47SH, 19); (39, 26, 38); (32); (42, 42); (42, 45WL); (); ([38](#)); ([36N](#), [31](#), [28](#), [21](#)); ([47](#), [41N](#), [34](#))

1999 GAME-BY-GAME (with Baltimore): (54WR, 25, 54WR); (45, 28); (44); (38WR, 38, 26); (44, 46, 50); (37WR); (37, 51BL); (28, 44); (23); (25, 50); (46, 31, 33); (21, 27); (19); (36); (24, 48, 19, 30, 19); (19)

1998 GAME-BY-GAME (with Baltimore): (41, 42WR, 42WL, 45WL, 25); (29, 44WR); (25); (46); (21, 45); (41, 40); (38, 45WL); (); (41WL, 30, 30); (42, 42); (34, 23); (43, 48, 47); (); (); (45BL, 27); (30)

1997 GAME-BY-GAME (with Baltimore): (33, 25); (37, 32, 41); (37); (38, 46WL, 42, 49, 34, 36); (47, 35, 28); (34); (38, 23); (48SH, 34, 28); (41, 22, 24); (); (23, 53WR); (46, 34); (); (24, 45WR, 42WR); (50 BL, 27BL); (44WR)

1996 GAME-BY-GAME (with Baltimore): (25, 37); (29); (); (38, 48SH, 49WL); (); (); (45, 33); (43WL, 50, 32WL); (); (21, 21); (43, 25); (21, 29, 41, 33, 49WR); (40); (45SH); (37, 46, 25); ()

1995 GAME-BY-GAME (with Cleveland): (); (43, 23, 20); (); (37WL); (43WR, 32, 47, 23, 38); (22, 38); (36, 29, 21); (44, 25, 36, 38, 28); (50SH, 20); (29); (46, 28); (44); (34, 40); (26); (37, 42, 19, 35); (40WL)

1994 GAME-BY-GAME: (19, 22); (23, 32WR); (32); (); (23, 45); (50WR, 35); (45, 27, 35); (43, 45); (33, 41); (35, 41, 22, 36); (); (37, 23); (41, 23); (34, 32, 43, 32); (); () ([30](#), [50BL](#), [49WR](#), [21](#)); ([22](#))

1993 GAME-BY-GAME (with Cleveland): (28, 34); (47, 41, 33); (32); (32, 52WR); (39WR); (); (); (49SH); (25); (21, 44); (53WL); (43); (53, 46WR, 56WR); (28); (); (36, 47, 44)

1992 GAME-BY-GAME (with Cleveland): (38WR, 20); (28); (45WL); (); (51); (26); (29, 28, 21, 54SH, 44WL, 31WL, 32); (39); (44, 52WL); (36, 28); (19, 30); (27, 43, 42WL); (34, 30, 27); (); (42WR); (22, 22)

1991 GAME-BY-GAME (with Cleveland): (45WL); (30, 32); (30, 42, 38, 45); (30); (); (26); (30); (34); (47WL, 34BL); (50); (55); (34, 21); (41, 25WR); (); (19SH); (19, 44WL)

CAREER SINGLE-GAME HIGHS (regular season)

SCORING:

Most Points Scored: 18 at Ten. (9/21/97)

FIELD GOALS:

Number Attempted: 7 at NE (10/25/92)

Number Made: 5 (4 times) at Jax. (10/8/00); vs. Cin. (12/26/99); at Ten. (9/21/97), at Cin. (10/29/95)

Longest Attempted: 55 yards, at Hou. (11/17/91)

Longest Made: 55 yards, at Hou. (11/17/91)

Longest FGM Streak: *36 (10/31/05 - 11/19/06)

PATs:

Number Attempted: 6 at LA Rams (12/26/93)

Number Made: 6 at LA Rams (12/26/93)

Consecutive PATs Made: 321 (10/27/96 - current)

CAREER SINGLE-GAME HIGHS (postseason)

SCORING:

Most Points Scored: 10 at NYG (1/28/01) - Super Bowl XXXV

10 at Oak. (1/14/01) - AFC Championship

*3rd-longest streak in NFL history

3 MATT STOVER

3 MATT STOVER

POSTSEASON

FIELD GOALS:

Number Attempted:

4 at Oak. (1/14/01) - AFC Championship

Number Made:

3 at Oak. (1/14/01) - AFC Championship

Longest Attempted:

51 vs. Ind. (1/13/07) - Divisional Playoff

Longest Made:

51 vs. Ind. (1/13/07) - Divisional Playoff

Longest FGM Streak:

6 at Pit. (1/20/02) through vs. Ind. (1/13/07)

PATs:

Number Attempted:

4 at NYG (1/28/01) - Super Bowl XXXV

Number Made:

4 at NYG (1/28/01) - Super Bowl XXXV

13 (2 games in 1995 and 4 games in 2000)

1996-99...*Has been named Special Teams Player of the Week 6 times (5 with Baltimore).*

2006: (with Baltimore) Was a *Pro Bowl 1st Alternate* while earning *AP 2nd-Team All-Pro Honors*, *Sports Illustrated All-Pro honors* and was named to *USA Today's All-Joe Team* (players who are critical to their team, but not Pro Bowlers)...Saw action in all 16 games, leading the team with 121 points (3rd-most in franchise history), and compiled his 10th-career 100-point season, connecting on all 37 PATs and 28 of 30 FGAs to *lead the NFL in FG percentage (93.3%)*...His 36 consecutive FGs (12/4/05-11/19/06) mark the 3rd-longest streak in NFL history...Stover moved into 6th on the NFL's all-time scoring list in 2006 (1,715 points)...Stover earned *Special Teams Player of the Month* honors for September, when he was a perfect 9-for-9 in FGAs...Connected on his 400th-career FG, becoming one of 4 players in NFL history to reach the milestone...**2006 SEASON HIGHLIGHTS:**


Connected on both FGAs, a 40-yarder and a *franchise postseason record 51-yarder* and kicked off 3 times in the **Divisional Playoff game vs. Ind. (1/13/07)**...Connected on all 4 FGAs (26, 37, 39 and 29) and his lone PAT in the 19-7 win in the **season finale vs. Buf. (12/31)**...Connected on both FGAs (41 and 23 yards), the 1st of which marked the *400th FG of his career*, becoming the 4th player in NFL history to reach that milestone, in the 20-10 victory in **game 13 at KC (12/10)**...Stover also connected on both PATs and kicked off 5 times with 1 touchback against the Chiefs... Hit his only PAT and missed his only FGA (29 yards - WL) in **game 12 at Cin.**

(11/30)...Connected on all 3 PATs, both FGAs and kicked off 6 times, with 2 TBs in the 27-0 win in **game 11 vs. Pit. (11/26)**...Ended his career record, and the 3rd-longest streak in NFL history, with 36 consecutive FGs after a miss in the 1st quarter (42 WL), but rallied to connect on his 2nd attempt (29 yards) and nailed all 3 of his PATs in the 24-10 win in **game 10 vs. Atl. (11/19)**...Connected on 2 FGAs, from 27 and 40 yards in the 27-26 victory in **game 9 at Ten. (11/12)**...Stover also connected on all 3 PATs against the Titans...Booted 4 FGAs (43, 25, 36 and 35) and hit both PATs in the 26-20 win in **game 8 vs. Cin. (11/5)**...Stover also kicked off 7 times against the Bengals...Connected on his only FGA (24 yards), and kicked off twice in **game 5 at Den. (10/9)**...Stover earned *Special Teams Player of the Month* honors for Sept.,

when he was a perfect 9-for-9 in FGAs...The 17-year NFL veteran connected on at least 3 FGs in each of the Ravens' 3 September games...In Week 3 at Cleveland, he was successful on a 52-yard attempt with 20 seconds remaining in regulation for a come-from-behind win...Stover also kicked

3 touchbacks on kickoffs in the month... Connected on all 3 FGAs (32, 43 and 52 yards) in the 15-14 victory in **game 3 at Cle. (9/24)**...Two of Matt Stover's FGs

came in the 4th quarter, including a game-winning 52-yarder with 20 seconds remaining in the game...That FG was the 12th game-winning FG in Stover's career and his 2nd game-winning FG of 50 yards or more (50 yards at Cin. 11/21/99)...Stover also handled KO duties, kicking off 5 times, with 4 boots reaching the end zone, 3 of which were touchbacks against the Browns.



3 MATT STOVER

REGULAR SEASON

Year	Team	Games	PAT Made-Att.	FG Made-Att.	Total Points	KOs	TB
1990	NY Giants		INJURED RESERVE-QUADRICEPS				
1991	Cleveland	16	33-34	16-22	81	66	15
1992	Cleveland	16	29-30	21-29	92	64	14
1993	Cleveland	16	36-36	16-22	84	64	21
1994	Cleveland	16	32-32	26-28	110	77	5
1995	Cleveland	16	26-26	29-33	113	71	7
Totals		80	156-158	108-134	480	342	62
1996	Baltimore	16	34-35	19-25	91	78	6
1997	Baltimore	16	32-32	26-34	110	73	15
1998	Baltimore	16	24-24	21-28	87	64	5
1999	Baltimore	16	32-32	28-33	116	75	3
2000	Baltimore	16	30-30	*35-39	*135	81	7
2001	Baltimore	16	25-25	30-35	115	24	1
2002	Baltimore	15	33-33	21-25	96	39	1
2003	Baltimore	16	*35-35	33-38	134	7	1
2004	Baltimore	16	30-30	29-32	117	23	2
2005	Baltimore	16	23-23	30-34	113	32	1
2006	Baltimore	16	37-37	28-30	121	71	6
Totals		175	*335-336	*300-353	*1,235	*567	*48
Career		255	491-494	408-487	1,715	909	110

*- Franchise Record

POSTSEASON

Year	Team	Games	PAT Made-Att.	FG Made-Att.	Total Points	KOs	TB
1995	Cleveland	2	2-2	3-5	11	7	0
Totals		2	2-2	3-5	11	7	0
2000	Baltimore	4	11-11	6-8	29	21	3
2001	Baltimore	2	3-3	3-4	12	8	0
2003	Baltimore	1	2-2	1-1	5	0	0
2006	Baltimore	1	0-0	2-2	6	3	0
Totals		8	16-16	12-15	52	32	3
Career		10	18-18	15-20	63	39	3

3 MATT STOVER

2005: (with Baltimore) Saw action in all 16 games, connecting on 30 of 34 FGAs (88.2%), all 23 PATs and moved into a tie for 8th on the NFL's all-time scoring list (Eddie Murray) with 1,594 points after scoring 113 points (3rd consecutive year with at least 100 points)...**2005 SEASON HIGHLIGHTS:** Connected on all 3 FGAs (21, 43 and 31), his lone PAT and kicked off 5 times in the **season finale at Cle. (1/1/06)**...Connected on all 3 FGAs (37, 38 and 19), hit all 3 PATs and kicked off, helping to hold Pro Bowl KR Koren Robinson to 19.5 yards per return in **game 15 vs. Min. (12/25)**... Nailed a 38-yard FG with 6 seconds left in the game (**his 11th-career game-winning FG**) and connected on his only PAT, in the 16-15 victory in **game 12 vs. Hou. (12/4)**...Stover also kicked off 4 times, placing 1 in the end zone, against the Texans... Connected on his lone PAT and 3 FGAs, including a 44-yard game winner in OT, his **10th-career game-winning FGA**, in the 16-13 OT win in game 10 vs. Pit. (11/20)...Connected on all 3 of his FGAs (39, 27 and 38 yards) and his lone PAT when he became the **10th player in NFL history to score 1,500 career points** in the 16-3 victory in **game 5 vs. Cle. (10/16)**.

2004: (with Baltimore) Saw action in all 16 games in 2004 and moved into **10th place on the NFL's all-time scoring list** with 1,481 points...Stover led the team with 117 points, marking the 8th time he has scored in the triple digits...He hit 90.6% of his FGAs (29 of 32), the 2nd time in his career (92.9% in 1994) that he has connected on at least 90% of his attempts...Stover also hit all 30 of his PATs, the

3 MATT STOVER

8th year in a row when he has not missed an attempt and the 9th time that he has made at least 30 PATs...Stover also kicked off 23 times, recording 7 TBs...Scored a season-high 14 points as he connected on 4 FGs (20, 22, 38 and 45), both PATs, punted 1 time (fake FG) for 33 yards and handled KO duties vs. Cin. (12/5)...**2004 SEASON HIGHLIGHTS:** Connected on all 3 PATs and 3 FGAs (25, 19 and 33) in the 30-23 victory in the **season finale vs. Mia. (1/2/05)**...Connected on all 3 FGAs (46, 44 and 27), all 4 XPAs and kicked off 7 times in the 37-14 victory in **game 13 vs. NYG (12/12)**... **Scored a season-high 14 points**, as he connected on 4 FGs (20, 22, 38 and 45), both PATs, punted 1 time (fake FG) for 33 yards and handled KO duties in **game 12 vs. Cin. (12/5)**...Connected on all 3 PATs (4th was aborted) and his lone FGA (50 yards) in the 30-10 win in **game 10 vs. Dal. (11/21)**...Hit both of his PATs and both FGAs, including a game-winning 42-yarder in OT in **game 9 at NYJ (11/14)**...Also handled KO duties, kicking off 5 times, with 2 TBs against the Jets...Scored 13 points, connecting on all 4 FGAs and an PAT in the 27-13 victory in **game 8 vs. Cle. (11/7)**...Nailed his only FGA, from 50 yards (his 1st 50-yard plus FG since 10/13/02 at Ind.), and all 3 PATs in **game 4 vs. KC (10/4)**...Nailed 3 FGs (35, 27 and 34) and all 3 PATs in 30-13 win in **game 2 vs. Pit. (9/19)**.

2003: (with Baltimore) Stover moved into 17th place on the NFL's all-time scoring list in 2003 with 1,364 points...The Ravens all-time leading scorer was 3rd in the AFC and 4th in the NFL with 134 points (2nd most in franchise history to his 135 in 2000)...He connected on 33 of 38 FGAs (86.8%), including 2 dramatic OT FGs that produced Ravens victories...Also was perfect (35-of-35) on PATs...**2003 SEASON HIGHLIGHTS:** Tied **season finale vs. Pit. (12/28)** at 10-10 with a 46-yard FG and then won the game in OT with a 47-yarder...Extended his consecutive FG streak to 22 with his 1st 2 FGs (32 and 28), before missing his 3rd (50-yard attempt fell short) in **game 14 at Oak. (12/14)**... Connected on all 4 PATs and all 3 FGAs, including a 40-yard FG with the Ravens down 3 points with 3 seconds remaining to send the game into OT, and then hit a 42-yard FG to **game 11 vs. Sea. (11/23)**...**Played in his 200th-career game** and scored 10 points as he was 3-for-3 on FGAs (41, 25 and 41) and hit his only PAT in **game 9 at STL (11/9)**...Connected on all 3 of his FGAs and his only PAT in **game 8 vs. Jax. (11/2)**...**Booted his 300th-career FG** (only the 15th player in NFL history with 300 FGs) on a 39-yard strike in the second quarter of the 26-6 victory in **game 7 vs. Den. (10/26)**...Connected on 4 of 5 FGAs, 25, 39, 22 and 29 (missed WR from 45) and hit both of his PATs, scoring 14 points against the Broncos...Earned a game ball after he kicked the ball 14 times (7 KOs, 4 FGAs, 2 PATs and 1 punt) in **game 5 at Ari. (10/12)**...Stover connected on all 4 FGAs (31, 22, 29 and 37) and both PATs as well as punted once for 34 yards on a fake FG against the Cardinals.

2002: (with Baltimore) Saw action in 15 games, handling PAT, FG and KO duties...**Led the team with 96 points**...Connected on all 33 PATs and was 21-of-25 on FGs, including 9-of-9 from 20-29 yards...Also had 3 special teams tackles...**2002 SEASON HIGHLIGHTS:** Went 4-of-4 on PATs and connected on only FGA (43 yards) in game 16 at Pit. (12/29)...Connected on all 3 FGAs (22, 22 and 47) and both PATs in 23-19 win in game 14 at Hou. (12/15)...Handled KO duties and hit only extra point in game 10 at Mia. (11/17)...Connected on his only FGA (33 yards) and all 5 PATs in 38-27 win in game 9 vs. Cin. (11/10)...Was a perfect 4-of-4 on FGAs (43, 28, 27 and 28) in 26-21 win in game 4 at Cle. (10/6)...Also connected on both extra points against the Browns... Connected on lone PAT and missed a 47-yard FG in season opener at Car. (9/8)...**Also had 1st career punt for 33 yards against the Panthers.**

2001: (with Baltimore) Finished 4th in the AFC (tied for 5th in the NFL) with 115 points...**Tied for 2nd in the AFC (tied for 2nd in NFL) with 30 FGs**...Was 30-35 on FGAs and 25-of-25 on PATs...**2001 SEASON HIGHLIGHTS:** Went 4-for-4 on FGs (made from 20, 20, 21 and 38) and made 1 PAT in 19-3 win in **game 16 vs. Min. (1/7/02)**...His 4 FGs tied a season-high...Went 4-for-5 (made from 26, 27, 29 and 30, missed from 46) and made 3 PATs in 39-27 win in **game 12 vs. Ind. (12/2)**...The 15 points were a season high...Went 2-for-2 (made from 25 and 39) and made only PAT

MOST CAREER POINTS NFL HISTORY

NAME	Pts.
1. Morten Andersen	2,445
2. Gary Anderson	2,434
3. George Blanda	2,002
4. John Carney	1,749
5. Norm Johnson	1,736
6. Matt Stover	1,715
7. Nick Lowery	1,711
8. Jan Stenerud	1,699
9. Jason Elam	1,672
10. Eddie Murray	1,594
11. Al Del Greco	1,584
12. Jason Hanson	1,537
13. Steve Christie	1,476
14. Pat Leahy	1,470
15. Jim Turner	1,439



3 MATT STOVER

MATT STOVER'S CAREER KICKING VS. EACH OPPONENT

Opponent	G	FG	FGA	Pct.	LG	PAT	PAT Att.	Pts
Arizona	4	9	9	100.0	46	7	7	34
Atlanta	4	4	7	57.1	38	8	8	20
Buffalo	4	11	14	78.6	47	5	5	38
Carolina	3	3	4	75.0	46	5	5	14
Chicago	4	6	9	66.6	43	5	5	23
Cincinnati	32	61	69	88.4	50	77	77	260
Cleveland	16	38	41	92.7	45	31	31	145
Dallas	4	7	9	77.8	50	9	9	30
Denver	10	14	16	87.5	45	14	14	56
Detroit	4	4	4	100.0	46	8	8	20
Green Bay	5	7	8	87.5	46	13	13	34
Houston	2	4	4	100.0	47	3	3	15
Indianapolis	10	13	21	61.9	51	21	21	60
Jacksonville	17	30	34	88.2	49	27	27	117
Kansas City	7	6	8	75.0	50	14	14	32
Miami	7	10	12	83.3	45	9	10	39
Minnesota	5	10	10	100.0	38	7	7	37
New England	8	11	14	78.6	41	10	10	43
New Orleans	5	4	6	66.7	43	15	15	27
NY Giants	4	7	7	100.0	46	9	9	30
NY Jets	7	11	13	84.6	45	15	15	48
Oakland	6	11	14	78.6	37	10	10	43
Philadelphia	4	7	8	87.5	50	7	8	28
Pittsburgh	32	45	54	83.3	51	55	55	190
San Diego	8	12	12	100.0	49	14	14	50
San Francisco	3	8	8	100.0	47	9	9	33
Seattle	4	5	7	71.4	42	14	14	29
St. Louis	4	5	9	55.6	50	10	11	25
Tampa Bay	3	6	6	100.0	43	5	5	23
Tennessee	25	34	44	77.2	55	49	49	151
Washington	4	5	6	83.3	51	6	6	21
Totals	255	408	487	83.8	55	491	494	1,715

in 13-10 win in **game 8 at Pit. (11/4)**...Kicked 39-yard game-winner with 1:49 left, his 2nd 4th-quarter FG...*Named AFC Special Teams Player of the Week*...*Set NFL record by kicking a FG in his 32nd straight game, breaking the tie with Fred Cox in game 6 at Cle. (10/21)*...Went 2-for-2 (made from 21 and 38) in 24-14 loss...Made 1 special teams tackle...Went 1-for-1 on FGs (made from 28) and made both PATs in 31-23 loss in **game 5 at GB (10/14)**...*Tied NFL record with Fred Cox for consecutive games with a field goal (31) with a 28-yarder in the third quarter*...Went 2-for-2 on FGs (made from 25 and 26) and made both PATs in the 26-7 win in **game 4 vs. Ten. (10/7)**.

2000: (with Baltimore) *Scored a career and NFL-high 135 points* and earned his 1st trip to the *Pro Bowl*...Was 35-of-39 on FGAs and kicked 30 PATs to surpass the career 1,000-point mark...Earned *AP All-Pro* honors...Was 6-of-8 on FGAs and 11-for-11 on PATs for 29 points in 4 postseason games...**2000 SEASON HIGHLIGHTS:** Kicked a 32-yard FG in the Ravens' playoff-clinching 24-3 win in **game 14 vs. SD (12/10)**...Booted 3 FGs in the Ravens' 44-7 win in **game 13 vs. Cle. (11/26)**, plus kicked 5 PATs for 14 points to give him 1,000 career points...Kicked a 45-yard FG in the Ravens' 24-23 win in **game 11 at Ten. (11/14)** to extend his streak to 14 straight...Also made a tackle on KO coverage for the 2nd week in a row...Was named *AFC Special Teams Player of the Month for October*...Accounted for 49 consecutive points in October's TD drought...*Named AFC Special Teams Player of the Week* for his 5-FG effort in the Ravens' 15-10 win in **game 6 at Jax. (10/8)**...Accounted for all of the Ravens' scoring in the game and tied a career high, established 3 other times (last on 12/26/99 vs. Cin.).

3 MATT STOVER

1999: (with Baltimore) Finished 28-of-33 (84.8%) on the season, with 32 PATs, for a then-career high 116 points...Connected on his final 18 FGAs after starting the season by hitting 10-of-15...Three of his 75 KO's went for TBs...**1999 SEASON HIGHLIGHTS:** *Tied a then-career high with 5 FGs* in Baltimore's 22-0 win in **game 15 vs. Cin. (12/26)** and was named the *AFC Special Teams Player of the Week*...Was his 3rd 5-FG day, and 2nd against the Bengals...He also tied his own team record by kicking 3 of the 5 FGs in the second quarter...Kicked 1 PAT to account for 16 of the 22 points...His 4th FG (a 30-yarder) was the 200th of his career...Kicked the game-winning 50-yard FG as time expired in the Ravens' 34-31 win in **game 10 at Cin. (11/21)** to win *AFC Special Teams Player of the Week*...Was his 4th career game-winner and 3rd against the Bengals.

1998: (with Baltimore) Was 21-of-28 (.750) on FGAs and 24-of-24 on PATs for 87 points...Was successful on 18 of his last 21 FGAs...Eleven of 65 kickoffs went into the end zone, with 5 TBs...Had best game of the season in 38-31 win vs. Ind. (11/29), booting FGs from 43, 48 and 47 yards...His 12 points were a season high and the 48 and 47-yard FGs were his 2 longest of the season...**1998 SEASON HIGHLIGHTS:** Snapped a season-long streak of 9 straight successful FGAs when his 45-yarder was blocked in **game 15 at Chi. (12/20)** by James Williams...Booted 2 FGs in 20-13 win in **game 11 at Cin. (11/22)**...Was perfect on 2 42-yard FGAs in 14-13 loss in **game 10 at SD (11/15)**...Accounted for all of Baltimore's points in 16-6 loss in **game 6 at Pit. (10/18)**...Connected from 41 and 40 yards in the 1st half.

1997: (with Baltimore) Finished 26-for-34 on the season (76.5%)...After making 26 of his 1st 29 attempts, Matt missed his last 5 tries (although 2 were blocked)...Finished 9th in the AFC with 110 points...Was a perfect 32-for-32 on PATs...While Stover had a 76.5% success rate in 1997, Ravens opponents were 23-31 (74.2%), the 6th-lowest opponent FG% in the league...Fifteen of his 76 kick-offs went for TBs...**1997 SEASON HIGHLIGHTS:** Kicked FGs of 38 and 23 yards in **game 7 vs. Mia. (10/19)** to extend his consecutive FG made streak to 10...Upped consecutive FG streak to 8 by nailing a 34-yarder in **game 6 vs. Pit. (10/5)**...*Named the AFC's Special Teams Player of the Month for September*...Connected from 47, 35 and 28 yards in **game 5 at SD (9/28)**...*Tied a career high and set a Ravens' record with 5 FGs* in **game 4 at Ten. (9/21)** in his *100th career NFL game*...Was 5-for-6 on the day, snapping a streak of 10 consecutive FGs, a Ravens' record...The 6 attempts was a Ravens' record...Made good on attempts from 38, 42, 49, 34 and 36.

1996: (with Baltimore) Was 19-of-25 on FGAs and 34-of-35 on PATs for 91 points (3rd-lowest FGAs in AFC because Ravens had NFL's 4th-highest TD% inside-the-20 - 60%)...Seventeen of his 80 KO's went into the end zone, with 6 TBs...**1996 SEASON HIGHLIGHTS:** Was 3-of-3 on FGAs, booting 37, 46 and 25-yarders in **game 15 at Car. (12/15)**...Booted FGs of 25 and 37 yards in **opening day 19-14 win over Oak. (9/1)**.

1995: (with Cleveland) Finished 2nd straight outstanding season by connecting on 29-of-33 on FGAs and 26-of-26 on PATs for a then-career high 113 points...His 29 FGs set a Browns' record (breaking a mark he set in 1994 with 26)...His 87.9% success ratio was 2nd in the league to Dallas' Chris Boniol, who was 27-of-28 (96.4%)...**1995 SEASON HIGHLIGHTS:** *Kicked his 100th career FG, a 28-yarder* in **game 11 vs. GB (11/19)**, 1 of 2 on the day (kicked a 46-yarder earlier)...That qualified him for the NFL's all-time FG accuracy list...*Tied a team record and set a career-high with 5 FGs* in the 29-26 OT win in **game 8 at Cin. (10/29)**, including the game-winner from 28 yards (at 6:30 in OT), to earn the *AFC Special Teams Player of the Week* award...Booted kicks of 44, 25, 36, 38 and 28 yards.

1994: (with Cleveland) Stover snapped 4 Browns team kicking records: His 92.8% FG pct. (26-of-28) topped Lou Groza's 88.5% (23-of-26) mark set in 1953; he made 20 consecutive FGs, surpassing Don Cockroft's mark of 16; and his 26 3-pointers were the most in team history, breaking Matt Bahr's high of 24, accomplished in 1984 and 1988 (He later kicked 29 in 1995)...Named as *Pro Bowl 1st*

HIGHEST CAREER FIELD GOAL PERCENTAGE

(2006 Active Players: Min 150 FG)

NAME	TEAM	FG	FGA	Pct.
Mike Vanderjagt	Indianapolis Colts	230	266	.865
Matt Stover	Baltimore Ravens	408	487	.838
Adam Vinatieri	Indianapolis Colts	288	349	.825
Jeff Wilkins	St. Louis Rams	283	343	.825
Phil Dawson	Cleveland Browns	156	190	.821



3 MATT STOVER

alternate...Made his final 20 FGs (He did not attempt a FG in either of the final 2 games)...Finished 26 of 28 on FGAs (92.8%), the best pct. in the NFL, and 32 of 32 on PATs for 110 points (tied for 4th in the AFC)...**1994 SEASON HIGHLIGHTS:** Tied his then-career high and set 2 new Browns records with a 4-for-4 performance in 19-14 win in his hometown in **game 14 at Dal. (12/10)**...*Booted FGs of 34, 32, 43 and 32 yards to extend his consecutive successful FGA streak to 20, topping Don Cockroft's old mark of 16*...Also set a new team record with 26 FGs, snapping Matt Bahr's old mark of 24, done in 1984 and 1988...Tied Don Cockroft's team record with his 16th straight FG in **game 13 vs. his old team, NYG (12/4)**.

1993: (with Cleveland) Had 84 kicking points, including 16-of-22 on FGAs and 36-of-36 on PATs...FG effort (16-of-22) matched his 1st season with the Browns (1991)...Was 9-of-10 inside the 40, and 15-of-18 inside the 50...Scored 25 points after 3 games (6-of-6 FGAs, 7-of-7 PATs), and 59 points last 12 games (10-of-16 FGAs, 29-of-29 PATs)...Twenty-one of his 66 KOs went for TBs and 30 went into the end zone...**1993 SEASON HIGHLIGHTS:** Hit a 53-yard FG in **game 13 at Hou. (12/12)** was 5th longest in team history, and 2nd longest of career...Ended season on high note by connecting on all 3 attempts (36, 47 and 44 yards) in 16-9 loss in **season finale at Pit. (1/2/94)**...Did not attempt a FG, but was 6-of-6 on PATs and booted 3-of-7 KOs into the end zone, 1 for a TB, in 42-14 win in **game 15 at StL (12/26)**...Hit 8th straight FGA, a 32-yarder, to give Browns a 10-9 lead in **game 4 at Ind. (9/26)**; missed WR, his 1st miss of '93, on a 52-yard attempt in the fourth quarter.

1992: (with Cleveland) Was 21-of-29 in FGAs and 29-of-30 in PATs for a club-leading 92 points...Stover was 12-of-12 inside the 30, 18-of-20 inside the 40, but 3-of-9 from 40+ yards...Was 9-of-10 in FGAs, games 10 through 14...Placed 22-of-66 KOs in end zone, with 14 TBs...**1992 SEASON HIGHLIGHTS:** *Tied a Browns' record with 7 attempts in game 7 at Nte (10/25)*...Made 4, from 29, 28, 21 and 32 yards, to tie a then-career high...Three misses were from 54, 44 and 31 yards (all WL)...Was 1st 50+ miss of career...Booted 51-yard FG in **game 5 vs. Pit. (10/11)**, his 3rd straight 50+ yard success in as many attempts.

1991: (with Cleveland) *Led the club in scoring with 81 points*...Was 33-of-34 on PATs, 16-of-22 on FGAs...*Had longest FG (career-long 55 yards) of the year in the AFC and 2nd-longest (Andersen, NO - 60 yards) in the NFL*...Had a string of 10 straight successes early in season, and 5 straight in middle of season...Was 2-of-2 in attempts of 50 yards and better...20 of his 67 kickoffs reached the end zone, with 15 TBs...**1991 SEASON HIGHLIGHTS:** Missed his only attempt, a 19-yard, game-tying FG with 4 seconds left in **game 14 vs. Hou. (12/15)**...Connected on a 50-yard FG, then a career best, in **game 10 vs. Phi. (11/10)**, but was 3-of-4 on PATs, hitting the left upright in the first quarter...Had his string of 10 straight FGs snapped in **game 9 at Cin. (11/3)**, as he hit the upright on a 47-yard fourth-quarter attempt and his 34-yard last-second attempt was blocked...Had biggest day of his young NFL career in **game 3 vs. Cin. (9/15)** in a 14-13 win, as he kicked 4 FGs, including the game-winner from 45 yards out with only 4 seconds remaining (the other 3 were from 30, 42, and 38 yards), and was named *The Sporting News Special Teams Player of the Week* for his performance...Missed his 1st NFL attempt, a 45-yarder, WL in **season opener vs. Dal. (9/1)**.

1990: (with New York Giants) Played in 3 of 4 1990 preseason games for the Giants...Was 4-of-6 on FGAs in preseason and 5-of-5 on PATs (including 2 vs. Cle.) for 17 points...Placed on the Giants' IR with a quadriceps pull on 9/4/90, and spent entire championship season on IR.

COLLEGE: Four-year kicking specialist at Louisiana Tech University who connected on 64 of 88 FGAs for a 72.7% success rate...Only 2 misses on PATs were blocked, as he hit 70 of 72...Totaled 262 career points and set a school mark with 7 FGs over 50 yards...Doubled as a punter as a senior (1989), and averaged 34.1 yards on 36 punts, with a long of 57 vs. Texas A&M...In final collegiate campaign, was 15-of-20 in FGAs, including a 53-yarder, and was 30-of-30 on PATs to earn All-Conference honors...As a junior (1988), was 15-23 on FGAs, including a 52-yarder...Set all-time school mark with a 57-yard FG vs. Texas A&M as a sophomore (1987)...Led the team with 82 points scored...Earned Rookie of the Year honors.

PERSONAL: Was an All-District WR at Lake Highlands (Dallas, TX) HS, as well as the kicker...Booted 5 FGs in one game, with a long of 50 yards, both Texas state marks...Has a degree in marketing...Is of Greek descent...Vice president of Delta Kappa Epsilon fraternity...A former PP&K champion...Participated in PP&K in Texas Stadium, where he also sold programs as a youngster...Spent 1992 and 1993 offseason at IMG, and wants to enter sports marketing field after football...Is a willing charitable volunteer...Won Humanitarian of the Year Award by the Cleveland TD Club in 1992...Stover has done several anti-drug and alcohol appearances, kids football programs, Stay in School campaigns, Boy Scouts, Youth Charities, hospital visits and work for the Cystic Fibrosis Foundation at Saks in Cleveland...Was co-chairman of the "65 Roses Sports Club," benefiting Cystic Fibrosis...Was a celebrity waiter for the Lung Association...Modeled for a Ronald McDonald House benefit...Helped raise funds for United Way through "Field Goal Challenge," which tied Stover's kicking success with donations from sponsors...Filmed a safety PSA with the Maryland State Police, plus an anti-smoking PSA

3 MATT STOVER

and 1 for the Maryland Burn Centers...Team player rep (1992-99) and was elected to the NFLPA Executive Committee from 1996-99...Active in Fellowship of Christian Athletes and serves on the Maryland State Board...Hobbies include computers, attending plays, coaching, and speaking to youth groups...Spends much of his offseason time delivering his message of hope by giving a number of speeches to church youth groups and schools both in his home state of Texas and his current home in Baltimore...Has worked with high-risk juvenile academic and halfway houses in TX...He and his wife, Debbie, are involved with Georgetown, TX, pregnancy centers...Teamed with Pizza Hut in 2001 to donate \$500 for every made FGs to the Johns Hopkins Children's Center...Stover donated an additional \$100 per FG and raised \$18,000 for his 30 regular season FGs...Stover contributed an additional \$200 each for his 4 postseason FGs, Johns Hopkins Children's Center received a grand total of \$20,800...He continued the same promotion during the 2002 season and raised \$10,500 for his 21 FGs, an additional \$2,000 was donated by the *Matt Stover Foundation*...Hosted the 1st annual "Matt Stover Kicking Camp" June of 2002 at the Gerstel Falcon Sports Camps in Carroll County for 7th graders and up...Was the keynote speaker at the FCA banquet at Martin's West in Baltimore in 2001...Was a guest conductor at the Baltimore Symphony Rocks event in April 2002...Active in NFL's Backyard Football program and numerous other community events...Was a celebrity coach at the Pam Shriver celebrity tennis classic in 2002...Traveled to Washington, D.C. to visit U.S. military personnel injured during Operation Iraqi Freedom in April 2003...Played for Dan Reeves in a youth YMCA program as a youngster...Daughter, Jenna Lee, was born on 4/26/95 and son, Jacob Matthew, was born exactly a year later (4/26/96)...Matt and Debbie had their 3rd child, Joe Mark on 6/4/03...The Stovers adopted a home for abused boys in Baltimore and had players and staff participate with Christmas gifts...Hosted and sponsored annual outreach for HS students that delivers a message about responsible living, and thousands of students have attended these...Stover and Texas, his chocolate Labrador, posed for the 2005 Friends of Baltimore Animal Shelter calendar in June 2004...Proceeds benefited area animal shelters...Hosted a youth football camp in Pennsylvania in the summer of 2004...Made several school visits throughout the 2004 season, including a visit to McDonogh School for National Young Readers Day...Participated in the All Community Team preseason event and Auction Party, helping to raise over \$200,000 in the silent and live auctions...In the Modell's "Shop with a Player" event, Stover donated \$100 gift certificates to 10 children to allow them to shop for the holidays...In Dec. '04, hosted a private screening of "Fat Albert" for invited youth from Villa Julie and St. Vincent's Center...Matt presented an electronic scoreboard (with remote), flag football uniforms and equipment to William Paca Elementary School in Feb. '05...His foundation partnered with Brown Advisory, a Baltimore-based investment firm, that adopted the school and provided resources for the students...He received \$25,000 from the NFL's Player Matching Grant...He gave \$10,000 to Johns Hopkins Children Hospital and \$10,000 to Villa Marie on Feb. 24, 2005...Has co-hosted a weekly TV show featuring Baltimore and Maryland spots in 2004 and '05...In Oct. 2005, Matt joined over 350 community leaders at M&T Bank Stadium for an all-access event and spoke to the group about the importance of volunteerism and conducted locker room and field tours...In Nov. 05, he and former teammate, Anthony Weaver read to young guests at the annual fundraising event for Kennedy Krieger Institute's Festival of Trees...Hosted an advance screening of Disney's "The Chronicles of Narnia," based on the classic by C.S. Lewis, for 200 children in Dec. 2005...Also in Dec., he participated in the ACT Annual Auction Party that benefits the Ravens All Community Team Foundation and all of the player foundations...In Feb. 2006, Stover took part in the Wharton Graduate Business School's Business education program for NFL players; program is part of an ongoing NFL-NFLPA initiative to assist players in preparing for their post-playing careers...Stover brought 200 children to a private screening of "Charlotte's Web" in December of 2006...He also participated in the Ravens annual ACT Auction Party for players with charitable foundations in Dec. 2006...Joined his teammates at the Goodwill Gridiron Halloween Party, with proceeds benefiting Goodwill industries in October of 2006...Nicknamed "Stove Top"...Full name: John Matthew Stover.

GAME WINNERS

When the game is on the line, the Ravens know that Matt Stover brings home the "W." Over his career, he has kicked 12 game-winning FGs, including 1 in 2006. Seven of his game winners have come against division opponents.

**Indicates with Cleveland*

DATE	OPP.	YARDS	FINAL SCORE
9/15/91*	vs. Cin.	45	14-13
10/29/95*	@ Cin.	28	29-26 OT
9/14/97	@ NYG	37	24-23
11/8/98	vs. Oak.	30	13-10
11/21/99	@ Cin.	50	34-31
11/4/01	@ Pit.	39	13-10
11/23/03	vs. Sea.	42	44-41 OT
12/28/03	vs. Pit.	47	13-10 OT
11/14/04	@ NYJ	42	20-17 OT
11/20/05	vs. Pit.	44	16-13 OT
12/4/05	vs. Hou.	38	16-15
9/24/06	vs. Cle.	52	15-14





55 TERRELL SUGGS

OUTSIDE LINEBACKER

YEARS IN NFL: 5 **HT:** 6-3 **WT:** 260
COLLEGE: ARIZONA STATE **HS:** HAMILTON (CHANDLER, AZ)
BORN: 10/11/82, MINNEAPOLIS, MN
JOINED RAVENS: DRAFT 1A (10TH), 2003
PRO BOWLS (2): 2004, 2006

GAMES PLAYED/STARTED: (2003, 16/1); (2004, 16/16); (2005, 16/16); (2006, 16/15) **Total 64/48** Playoffs (2003, 1/1); (2006, 1/1) **Total 2/2**

TRANSACTIONS: Terrell Suggs was selected with the 10th-overall pick in the 1st round of the 2003 NFL Draft...Suggs was the 1st DE and the 5th D-lineman taken in the draft...He was also the 2nd player ever selected by the Ravens from Arizona State (Todd Heap - 1st round, 31st overall in 2001).

PRO: Two-time Pro Bowler (2004 and '06), 2nd-Team All-Pro (Football Digest) in 2006 and 2003 **AP Defensive Rookie of the Year**, Suggs is one of the most feared and dominant pass-rushers in the NFL...Did not miss a game in his 1st 4 seasons...A tenacious speed rusher with good power moves, Suggs was named to his **2nd Pro Bowl** in 2006...Saw action in all 16 games, starting 15 and tied a career-high with 86 tackles, including 63 solo...Suggs tied for 3rd on the team with 9.5 sacks (-64.5 yards), 7 PD, 3 FFs and 2 FRs on the year...Tallied 10 tackles (9 solo) and a FF in the Ravens' postseason contest against the Colts (1/13/07)...Entering 2007, Suggs is the Ravens' all-time leader in FF (16) and 2nd in FR (9)...Started all 16 games, finishing 5th on the team with a **career-high 86 tackles** (65 solo), 8 sacks (-66.5 yards) 6 FFs, 1 FR, 3 PD (career high) and a **career-high 2 INTs** in 2005...Started all 16 games in his 2nd season in 2004 when he led the team and tied for 3rd in the AFC with 10.5 sacks (gave him 22.4 sacks in his 1st 2 seasons)...Suggs posted 72 tackles (48 solo) 1 PD and 1 FF on the way to his 1st Pro Bowl appearance...Earned

AP Defensive Rookie of the Year honors in 2003 when he finished 4th in the AFC and 8th in the NFL with a **franchise-rookie-record** 12 sacks...Tied an NFL rookie record with Santana Dotson with 1 sack in each of his 1st 4 games...Played in all 16 regular season games, starting 1 as a rookie...Totaled 33 tackles, 6 FFs, 4 FRs, 3 PD and 1 INT in 2003...Started the Ravens' postseason contest vs. Ten. (1/13/04), recording 2 tackles.

OFF THE FIELD

Terrell joined teammates at an Evening Ringside, a professional boxing event, which benefited the JonathanOgden Foundation in October of 2006.

2006: Named to his **2nd Pro Bowl** on 12/19/06...Saw action in all 16 games, starting 15 and tied a career-high with 86 tackles, including 63 solo...Suggs tied for 3rd on the team with 9.5 sacks (-64.5 yards), 7 PD, 3 FFs and 2 FRs on the year...**2006 SEASON HIGHLIGHTS:** Started and produced a **postseason career-high 10 tackles**, 1 FF and led the team with 6 QB hits while helping hold the Colts to 2.9 yards per rush in the **Divisional Playoff game vs. Ind. (1/13/07)**...Started and netted 4 tackles (3 solo), 1 sack (-11 yards) and 1 PD in the 19-7 win in the **season finale vs. Buf. (12/31)**...Started and turned in a dominant performance, helping to force the Chiefs into 3 turnovers as he posted 13 tackles (10 solo), 1 sack (-5 yards), 1 FF, 1 FR and 3 QB hits in the 20-10 victory in **game 13 at KC (12/10)**...Started and posted 8 tackles (7 solo), including 2 sacks (part of a Ravens' record-tying 9 sacks) and helped hold the Steelers to just 21 rushing yards in the 27-0 win in **game 11 vs. Pit. (11/26)**...Started and recorded 9 tackles, including 8 solo, and his 9th-career multi-sack game (2 for -14 yards)...Also added 1 FR and 1 FF, which Kelly Gregg recovered and rumbled 59 yards, setting up a Ravens FG in the 28-6 victory in **game 2 vs. Oak. (9/17)**.

2005: Started all 16 games, finishing 5th on the team by tying a **career-high 86 tackles** (65 solo), 8 sacks (-65.5 yards) 6 FFs, 1 FR, 3 PD (career high) and a **career-high 2 INTs**...**2005 SEASON HIGHLIGHTS:** Netted 8 tackles (4 solo), 1 sack and 2 FFs in the **season finale at Cle. (1/1/06)**...Amassed 7 tackles (5 solo), 1 sack (-8 yards) and several QB pressures in the 30-23 win in **game 15 vs. Min. (12/25)**...Shared the defensive game ball (Adalio Thomas) as he netted 6 tackles (5 solo) and a **career-high 3 sacks** (-24 yards) and 1 FF in the 16-15 win in **game 12 vs. Hou. (12/4)**...Posted a **career-high 11 tackles**, including a **career-high 8 solo**, with 1 TFL in **game 6 at Chi. (10/23)**...Earned a game ball when he netted 7 tackles (5 solo), including 1 TFL and a half sack (-3.5 yards) in **game 3 vs. NYJ (10/2)**.

2004: 1st-career Pro Bowl berth after recording 10.5 sacks, good for 3rd in the AFC...In his 1st season as an every-down player, Suggs started all 16 games in 2004, 1 of just 5 Raven defensive players to do so...Recorded 72 tackles, easily a career-best, had 1 FF and recovered 2 more...**2004 SEASON HIGHLIGHTS:** Recorded 7 tackles (4 solo), including 1 TFL and 1 sack (-14 yards) in the 30-23 victory in the **season finale vs. Mia. (1/2/05)**...Tied for 2nd on the team with 4 tackles in **game 11 at NE (11/28)**...Posted 7 tackles, including 1 sack (-7 yards) in **game 10 vs. Dal. (11/21)**...His

55 TERRELL SUGGS

sack was the **20th of his career in his 26th game, tying him for the 4th-fastest in NFL history to the 20-sack mark**...Also had 1 FR, which led to a Ravens' TD 2 plays later...Tied a season high with 7 tackles, including 2 sacks (-12 yards), his 3rd multi-sack game of the season, and 1 FF in **game 6 vs. Buf. (10/24)**...Recorded 7 tackles (6 solo) and 2 sacks (-13 yards) and helped the Ravens' defense to hold the Redskins to 107 total yards (2nd-lowest total in team history), including just 52 yards rushing in **game 5 at Was. (10/10)**.


2003: Earned AP Defensive Rookie of the Year honors...Finished 4th in the AFC and 8th in the NFL with a **franchise rookie record 12 sacks**...Also earned **2003 Defensive Rookie of the Month award (September)**...Played in all 16 regular season games, starting 1...Totaled 33 tackles, 6 FFs, 4 FRs, 3 PD and 1 INT in 2003...Also started the Ravens' postseason contest, recording 2 tackles...Became just the 2nd Raven (Peter Boulware - 1997) to earn **AP Defensive Rookie of the Year honors ... 2003**

SEASON HIGHLIGHTS: Started his 1st-career game and responded with 6 tackles (4 solo), 1 PD and 1 FR in the **season finale vs. Pit. (12/28)**...Posted 5 tackles (3 solo), including 2 sacks (-9 yards), which established a new **franchise rookie record** with 12 sacks (Peter Boulware - 11.5 in 1997) in **game 15 at Cle. (12/21)**... Suggs had 2 FFs and 1 FR in the 35-0 victory Browns...Saw action from scrimmage and posted the 1st multi-sack game of his career with 2 (-15 yards) in **game 11 vs. Sea. (11/23)**...**Tied an NFL record (Santana Dotson - 1992) with a sack in each of the 1st 4 games of his career in game 4 vs. KC (9/28)**...

Finished the Chiefs' game with 2 tackles...Was used mainly in passing situations at DE and recorded his 3rd sack in as many games in the 24-10 win in **game 3 at SD (9/21)**...Pulled in his 1st-career INT against the Chargers, leading to a Jamal Lewis touchdown 2 plays later...Subbed and netted 1 sack for the 2nd-consecutive game as the defense held the Browns to 60-net

rushing yards in 33-13 win in **game 2 vs. Cle. (9/14)**...Subbed and **recorded his 1st NFL sack (-7 yards)** in his 1st NFL game in the **season opener at Pit. (9/7)**.

COLLEGE: Shattered school, conference and NCAA single-season records with 24 sacks in 2002...One of the most dominating pass-rushers in the history of college football, Suggs entered the draft after his junior season...His career totals of 44 sacks and 65.5 TFL set school records...Started 34 of 36 games over his 3-year career at Arizona State, amassing 163 tackles (109 solo), including 44 sacks, 14 FFs, 3 FRs, 2 INTs and 9 PD...Consensus All-American and All-Pac 10 Conference 1st-team selection as a junior...Recipient of the **Bronko Nagurski Award** (nation's top defensive player), **Lombardi Trophy** (nation's top lineman) and **Morris Trophy** (Pac-10's top lineman)...Also named **Pac-10 Defensive Player of the Year**...Winner of the Hendricks Award, given to college football's premier DE and voted team MVP...Started every game at DE as a junior and recorded 73 tackles (44 solo)...**Set school, conference and NCAA single-season records with 24 sacks, topping the previous school and conference marks of 19 by Al Harris in 1978 and 17.5 by Syracuse's Dwight Freeney in 2001**...His 31.5 stops for losses broke the previous conference mark of 28 by Stanford's Ron George in 1990...Led the conference with 6 FFs and also posted 3 PD and had 1 INT...Had at least 1 sack in 11 games...Posted 4 sacks, 5 TFL and 2 FFs among his 7 tackles against North Carolina...Named **Pac-10 Defensive Player of the Week** as he totaled a season-high 12 tackles (5 solo) with 1 FF and 4.5 sacks against Washington...His 4.5 sacks are the most by a Sun Devil since Derrick Rodgers matched that total vs. California in 1996...Made 8 tackles (5 solo) with 2 sacks and a 1 FF against Arizona...Second-team All-American selection by *The NFL Draft Report*, 3rd-team All-America from *Football News* and an All-Pac 10 1st-team choice as a sophomore...Started every game, recording 42 tackles (24 solo)...Led the team with 10 sacks (-57 yards) and 18 TFL...Named **Pac-10 Freshman of the Year**...*Football News* 1st-team



55 TERRELL SUGGS

Freshman All-American and 3rd-team Freshman All-America selection by *The Sporting News*...Started all but 2 games at LDE and recorded 48 tackles (41 solo), including 10 sacks and 16 TFL...Posted 4 FFs and 3 FRs...Became just the 2nd true freshman in school history to start the 1st game of the season, totaling 5 tackles (4 solo) and 1 sack against San Diego State.

PERSONAL: *Parade* All-American in 2000 and Gatorade Arizona Player of the Year at Hamilton (Chandler, AZ) HS...Rated the No. 6 player in the Far West and the No. 3 Athlete in the Western region by *PrepStar Magazine*...Named to the All-American team and **Arizona Player of the Year** by *USA Today*...Ranked the 60th-best player in the nation by *The Sporting News*...Made the 2nd-team All-West Team by *The Orange County Register*...Rated the No. 19 player on the Western Region Super 30 by *SportsLine/PrepStar*...Arizona 5A Player of the Year by the *Phoenix Metro*...Arizona Player of the Year by Super All-State '99...Member of the 1st-team offense on the Super All-State 1999...First-team All-State and All-Region...Rushed 297 times for 2,274 yards and 26 TDs...Transferred from Chandler (AZ) HS, where he was a blocking back and LB...Holds the school record with 367 rushing yards and 5 TDs in a single game...First in the state in rushing yards (2,274), 3rd in TDs (26) and 4th in scoring (156)...Once scored 4 TDs and had 205 yards in 3 quarters...Lettered 3 times in football, 3 times in basketball and once in track and field...Was honored by his hometown of Chandler, AZ, on 1/25/01 with "Terrell Suggs Day"...Secondary education/history major...Joined teammates for the Goodwill Gridiron Halloween Party in October 2004...Suggs also participated in the Quarterback Club of Baltimore's Distinguished Speaker Series in November of 2004...Suggs also provided uniforms, cleats and gloves to Hamilton (AZ) HS for its football program in 2005...Joined teammates at an Evening Ringside, a professional boxing event, which benefited the Jonathan Ogden Foundation; and participated in the 4th Annual Big Ed's Band Luau, which benefits Mulitalo's charitable arm, Big Ed's Band Foundation, helping to provide musical instruments to underprivileged schools and students; both events were in on Oct. 2006...Married the former Lesjune Dishman in April 2007...Full name: Terrell Raynonn Suggs.

2006

Game-by-Game Tackles

Ravens

Date/Opp.	TT	Solo	As	INT	FF	FR	Sacks	PD
9/10 @ TB	6	5	1	0-0	0	0	0-0	1
9/17 vs. Oak.	9	8	1	0-0	1	1	2-14	0
9/24 @ Cle.	3	2	1	0-0	0	0	1-9	1
10/1 vs. SD	2	1	1	0-0	0	0	0-0	0
10/9 @ Den.	4	3	1	0-0	1	0	0-0	1
10/15 vs. Car.	6	4	2	0-0	0	0	0-0	1
10/29 @ NO	2	1	1	0-0	0	0	0-0	1
11/5 vs. Cin.	6	3	3	0-0	0	0	0-0	0
11/12 @ Ten.	4	4	0	0-0	0	0	0-0	0
11/19 vs. Atl.	4	4	0	0-0	0	0	1-5	0
11/26 vs. Pit.	8	7	1	0-0	0	0	2-13	0
11/30 @ Cin.	3	0	3	0-0	0	0	0-0	0
12/10 @ KC	13	10	3	0-0	1	1	1-5	0
12/17 vs. Cle.	7	5	2	0-0	0	0	1-7	0
12/24 @ Pit.	5	3	2	0-0	0	0	5-5	1
12/31 vs. Buf.	4	3	1	0-0	0	0	1-11	1
Totals	86	63	23	0-0	3	2	9.5-64.5	7

Playoffs

1/13/07 vs. Ind. 10	9	1	0-0	1	0	0	0-0	0
Totals	10	9	1	0-0	1	0	0-0	0

2004

Game-by-Game Tackles

Ravens

Date/Opp.	TT	Solo	As	INT	FF	FR	Sacks	PD
9/12 @ Cle.	6	5	1	0-0	0	0	0-0	0
9/19 vs. Pit.	5	3	2	0-0	0	1	1-8	0
9/26 @ Cin.	3	2	1	0-0	0	0	2-17	0
10/4 vs. KC	4	1	3	0-0	0	0	0-0	0
10/10 @ Was.	7	6	1	0-0	0	0	2-13	0
10/24 vs. Buf.	7	5	2	0-0	1	0	2-12	0
10/31 @ Phi.	3	2	1	0-0	0	0	0-0	1
11/7 vs. Cle.	4	4	0	0-0	0	0	0.5-3.5	0
11/14 @ NYJ	1	1	0	0-0	0	0	0-0	0
11/21 vs. Dal.	7	2	5	0-0	0	1	1-7	0
11/28 @ NE	4	4	0	0-0	0	0	0-0	0
12/5 vs. Cin.	4	3	1	0-0	0	0	1-9	0
12/12 vs. NYG	3	1	2	0-0	0	0	0-0	0
12/19 @ Ind.	3	2	1	0-0	0	0	0-0	0
12/26 @ Pit.	4	3	1	0-0	0	0	0-0	0
1/2/05 vs. Mia.	7	4	3	0-0	0	0	1-14	0
Totals	72	48	24	0-0	1	2	10.5-63.5	1

2005

Game-by-Game Tackles

Ravens

Date/Opp.	TT	Solo	As	INT	FF	FR	Sacks	PD
9/11 vs. Ind.	4	4	0	0-0	0	0	0-0	0
9/18 @ Ten.	4	3	1	0-0	0	0	0-0	0
10/2 vs. NYJ	7	5	2	0-0	0	0	0.5-3.5	0
10/9 @ Det	5	4	1	1-38	1	0	0-0	1
10/16 vs. Cle.	5	3	2	0-0	1	0	1-9	1
10/23 @ Chi.	11	8	3	0-0	0	0	0-0	0
10/31 @ Pit.	4	4	0	0-0	0	0	0.5-6.0	0
11/6 vs. Cin.	4	3	1	0-0	1	0	0-0	0
11/13 @ Jax.	2	1	1	0-0	0	0	0-0	0
11/20 vs. Pit.	3	2	1	1-0	0	0	0-0	1
11/27 @ Cin.	6	5	1	0-0	0	0	0-0	0
12/4 vs. Hou.	6	5	1	0-0	1	0	3-24	0
12/11 @ Den.	3	2	1	0-0	0	1	0-0	0
12/19 vs. GB	7	7	0	0-0	0	0	1-8	0
12/25 vs. Min.	7	5	2	0-0	0	0	0.5-4	0
1/1/06 @ Cle.	8	4	4	0-0	2	0	1.5-11.0	0
Totals	86	65	21	2-38	6	1	8-65.5	3

2003

Game-by-Game Tackles

Ravens

Date/Opp.	TT	Solo	As	INT	FF	FR	Sacks	PD
9/7 @ Pit.	1	1	0	0-0	0	0	1-7	0
9/14 vs. Cle.	4	3	1	0-0	0	0	1-12	0
9/21 @ SD	1	1	0	1-11	0	0	1-13	0
9/28 vs. KC	2	1	1	0-0	0	0	1-7	0
10/12 @ Ari.	0	0	0	0-0	0	0	0-0	0
10/19 @ Cin.	0	0	0	0-0	0	0	0-0	0
10/26 vs. Den.	3	3	0	0-0	1	0	1-12	0
11/2 vs. Jax.	1	1	0	0-0	1	0	1-10	0
11/9 @ STL	2	2	0	0-0	0	0	0-0	0
11/16 @ Mia.	1	0	1	0-0	0	0	0-0	0
11/23 vs. Sea.	2	2	0	0-0	1	1	2-15	0
11/30 vs. SF	1	1	0	0-0	0	0	0-0	1
12/7 vs. Cin.	2	2	0	0-0	1	1	2-12	0
12/14 @ Oak.	2	2	0	0-0	0	0	0-0	1
12/21 @ Cle.	5	3	2	0-0	2	1	2-9	1
12/28 vs. Pit.	6	4	2	0-0	0	1	0-0	0
Totals	33	26	7	1-11	6	4	12-97	3

Playoffs

1/3/04 vs. Ten.	2	1	1	0-0	0	0	0-0	0
Totals	2	1	1	0-0	0	0	0-0	0

55 TERRELL SUGGS

REGULAR SEASON

Year	Team	GP	GS	TACKLES				INTERCEPTIONS				FUMBLES				
				TT	Solo	Asst	SK	Yards	No.	Yds.	Lg	TDs	PD	FF	FR	Yds.
2003	Baltimore	16	1	33	26	7	*#12	97	1	11	11	0	3	6	4	7
2004	Baltimore	16	16	72	48	24	*10.5	83.5	0	0	0	0	1	1	2	24
2005	Baltimore	16	16	86	65	21	8	65.5	2	38	38	0	3	6	1	0
2006	Baltimore	16	15	86	63	23	9.5	64.5	0	0	0	0	7	3	2	0
Totals		64	48	277	202	75	40	310.5	3	49	38	0	14	16	9	31

*- Led Team

#- Rookie Franchise Record

CAREER SINGLE-GAME HIGHS (regular season)

Total Tackles:

13 (12/10/06 at KC)

Sacks:

3 (12/4/05 vs. Hou.)

Forced Fumbles:

2 2 times (last: 1/1/06 at Cle.)

Passes Defensed:

1 14 times (last: 12/31/06 vs. Buf.)

Solo Tackles:

11 (10/23/05 at Chi.)

INTs:

1 3 times (last: 11/20/05 vs. Pit.)

Fumble Recoveries:


1 9 times (last: 12/10/06 at KC)

POSTSEASON

Year	Team	GP	GS	TACKLES				INTERCEPTIONS				FUMBLES				
				TT	Solo	Asst	SK	Yards	No.	Yds	Lg	TDs	PD	FF	FR	Yds
2003	Baltimore	1	1	2	1	1	0	0	0	0	0	0	0	0	0	0
2006	Baltimore	1	1	10	9	1	0	0	0	0	0	0	0	1	0	0
Totals		2	2	12	10	2	0	0	0	0	0	0	0	1	0	0

55 TERRELL SUGGS

SUGGS SACK TOTALS



Since he entered the league in 2003, only one player (Ind., DE Dwight Freeney - 316 yards lost) has recorded more sack yards than Terrell Suggs' 309.5. In addition, "Sizzle" ranks 7th in the league over that span with 40 sacks, producing the 2nd-most yards per sack average (7.7).

NFL SACK YARDAGE SINCE 2003

PLAYER	TEAM	SACK YARDS	SACK YARD AVG.	SACKS
Dwight Freeney	Ind.	316	7.3	43.5
Terrell Suggs	Bal.	309.5	7.7	40.0
Aaron Schobel	Buf.	299	6.6	45.5
Robert Mathis	Ind.	298.5	8.5	35.0
Simeon Rice	TB	292	6.8	43.0



88 QUINN SYPNIEWSKI

TIGHT END

YEARS IN NFL: 2

HT: 6-6

WT: 270

COLLEGE: COLORADO

HS: JOHNSTON (IA)

BORN: 4/14/82, DES MOINES, IA

JOINED RAVENS: DRAFT 5B (166TH), 2006

GAMES PLAYED/STARTED: (2006, 16/3) **Total 16/3****Playoffs** (2006, 1/1) **Total 1/1**

TRANSACTIONS: Quinn Sypniewski was selected in the 5th round as the 166th-overall pick by the Ravens in the 2006 NFL Draft...Was the 2nd of 2 (S Dawan Landry) 5th-round selections for Baltimore.

PRO: Young, physically gifted TE who is a powerful run-blocker and has soft hands as a receiver...Gained valuable experience as a rookie in 2006...Playing in all 16 games, he started 3 contests and pulled in 2 receptions for 15 yards.

2006: Saw action in all 16 games, starting 3...Sypniewski pulled in 2 receptions for 15 yards and was instrumental in pass protection, allowing a *franchise-record* 17 sacks all season (2nd-lowest total in the NFL in 2006)...Also netted 2 special teams tackles...**2006 SEASON HIGHLIGHTS:** Played from scrimmage and hauled in 1 reception for 9 yards in the win in the **season finale vs. Buf. (12/31)**...Subbed and hauled in his *1st-career reception* for 6 yards as the Ravens racked up 283 yards through the air in the 20-10 victory in **game 13 at KC (12/10)**...Started (Ravens began the game in a 2-TE set) and helped protect the Baltimore's QBs, not allowing a sack and helped pave the way for 114 rushing yards in the 27-0 win in **game 11 vs. Pit. (11/26)**...Sypniewski also had 2 special teams stops against the Steelers...**Started the 1st game of his career**, but did not record a catch in the 26-20 win in **game 8 vs. Cin. (11/5)**...Sypniewski also returned a KO 11 yards against the Bengals...Saw action in his *1st NFL game*, but did not record a catch in the 27-0 win in the **season opener at TB (9/10)**.

OFF THE FIELD

Quinn participated in teammate Chris McAlister's annual charity golf tournament in May of 2007.

COLLEGE: Became the 1st player in Colorado history to receive a 6th year of eligibility when he was hampered by injuries from 2003-04 and was then granted a rare 6th-year medical hardship from the NCAA in 2005...**Holds the school career-record by appearing in 55 games**, topping the previous mark of 50 by WR Derek McCoy (2000-03)...Teamed with Joe Klopfenstein to provide the Buffaloes with a TE tandem that combined for 62 receptions for 915 yards and 9 TDs in 2005, which was the best production the Buffaloes received at that position since the tandem of Jon Embree (51 for 680 and 3 scores) and Ed Reinhardt (14 for 190, 2 TDs) totaled 65 catches for 870 yards and 5 scores during 1984...**All-Big 12 Conference honorable mention** as a senior in 2005...Played in all 13 games (7 starts), sharing the TE position with Joe Klopfenstein...Finished with 29 receptions for 447 yards (15.4 avg.) and 5 TDs...The Colorado coaches named him the recipient of the Tyronee "Tiger" Bussey Award for perseverance over adversity, injury or illness...Accepted invitation to participate in the Las Vegas All-American Classic All-Star Game...Saw action in the 1st 3 games of the season in 2004, but was sidelined the rest of the year after a lower-leg fracture...Only appeared in the UCLA and Florida State contests, but was unable to play in any other games due to a stress fracture in his toe in 2003...Finished with 2 receptions for 9 yards, 1 in each game he appeared...Played in all 13 games, starting 7 in 2002...Played in all 13 games, starting 2 in 2001...Caught 2 passes on the year for 25 yards and a 1st down...Had 6 knockdown blocks on offense...Also had 1 KOR for 6 yards on a short pop-up kick...He also had 1 fair catch in another situation...Lined up as the 2nd-team TE throughout the season, playing all 11 games and making 2 starts in 2000...Had 2 catches for 12 yards, both coming against Texas A&M in CU's 1st win of the year...Added 2 knockdown blocks on special teams duty...Graduated in May 2005 with dual degrees in journalism (news editorial) and history.


PERSONAL: Attended Johnston (IA) High School...Was regarded by many to be one of the top 2 football players in the state of Iowa...Earned All-America honors from *Prep Football Report*, *PrepStar*, *Rivals.com*, *SuperPrep* and *USA Today* (honorable mention)...Gatorade Iowa Player of the Year and earned 1st-team All-Central Iowa Metropolitan League honors...*SuperPrep* tabbed him as the best jumbo athlete in the preseason, and ranked him as the 3rd-best TE nationally following the season...Ranked 25th on the ESPN-Reebok Top 100 list...Caught 22 passes for 453 yards and a TD, and carried the ball on occasion (6 times for 30 yards) during his senior year...On defense, as a rush defensive end, he was in on 35 tackles, with 9 TFL including 6 sacks, along with 18 pressures, 2 FFs and a blocked punt in 1999...An All-League choice as a junior, he had 13 catches for 130 yards and a

88 QUINN SYPNIEWSKI

score on offense, while posting 6 sacks on defense...Also had 8 receptions for 86 yards and 1 TD as a sophomore (he did not play defense)...Lettered 4 times in basketball, averaging 10 points and 8 rebounds per game as a senior, earning honorable mention All-Conference accolades...Honor Roll student, owning better than a 3.1 grade point average, which included several advanced courses...Member of the show choir for 4 years in HS, participating in several shows...Taught swimming lessons and worked two years as a student assistant in the Colorado's athletic media relations office during his off-season...Father, George, lettered 4 years as an OLB at Drake in the early 1970s before spending 15 seasons as a football coach at Johnston HS...George is the current D-line coach at Drake...Participated in teammate Chris McAlister's annual charity golf tournament in May, 2007...**Last name is pronounced sip-new-ski**...Married the former Mia Whitely in July, 2006...Full name: Quinn Brian Sypniewski.

2006 Game-by-Game Ravens

Date/Opp.	Receiving				Rushing					
	Rec.	Yds	Avg.	LG	TDs	No.	Yds	Avg.	LG	TDs
9/10 @ TB	0	0	0.0	0	0	0	0	0.0	0	0
9/17 vs. Oak.	0	0	0.0	0	0	0	0	0.0	0	0
9/24 @ Cle.	0	0	0.0	0	0	0	0	0.0	0	0
10/1 vs. SD	0	0	0.0	0	0	0	0	0.0	0	0
10/9 @ Den.	0	0	0.0	0	0	0	0	0.0	0	0
10/15 vs. Car.	0	0	0.0	0	0	0	0	0.0	0	0
10/29 @ NO	0	0	0.0	0	0	0	0	0.0	0	0
11/5 vs. Cin.	0	0	0.0	0	0	0	0	0.0	0	0
11/12 @ Ten.	0	0	0.0	0	0	0	0	0.0	0	0
11/19 vs. Atl.	0	0	0.0	0	0	0	0	0.0	0	0
11/26 vs. Pit.	0	0	0.0	0	0	0	0	0.0	0	0
11/30 @ Cin.	0	0	0.0	0	0	0	0	0.0	0	0
12/10 @ KC	1	6	6.0	6	0	0	0	0.0	0	0
12/17 vs. Cle.	0	0	0.0	0	0	0	0	0.0	0	0
12/24 @ Pit.	0	0	0.0	0	0	0	0	0.0	0	0
12/31 vs. Buf.	1	9	9.0	9	0	0	0	0.0	0	0
Totals	2	15	7.5	9	0	0	0	0.0	0	0
Playoffs										
1/13/07 vs. Ind.	0	0	0.0	0	0	0	0	0.0	0	0
Totals	0	0	0.0	0	0	0	0	0.0	0	0



REGULAR SEASON

RECEIVING

YEAR	TEAM	GP	GS	No.	Yds.	Avg.	LG	TD
2006	Baltimore	16	3	2	15	7.5	9	0
Totals		16	3	2	15	7.5	9	0

Special Teams Tackles (2): 2006 (2)

CAREER SINGLE-GAME HIGHS (regular season)

Receptions:

1 2 times (last: 12/31/06 vs. Buf.)

Yardage:

9 (12/31/06 vs. Buf.)

Long Gain:

9 (12/31/06 vs. Buf.)

Touchdowns:

None

Additional Statistics: Has 1 KO return for 11 yards (11/5/06 vs. Cin.)


POSTSEASON

RECEIVING

YEAR	TEAM	GP	GS	No.	Yds.	Avg.	LG	TD
2006	Baltimore	1	1	0	0	0.0	0	0
Totals		1	1	0	0	0.0	0	0

88 QUINN SYPNIEWSKI





78 ADAM TERRY

TACKLE

YEARS IN NFL: 3

HT: 6-8

WT: 330

COLLEGE: SYRACUSE

HS: QUEENSBURY (NY)

BORN: 9/1/82, GLENS FALLS, NY

JOINED RAVENS: DRAFT 2B (64TH), 2005

GAMES PLAYED/STARTED: (2005, 7/0); (2006, 16/2) **Total 23/2**

Playoffs (2006, 1/0) **Total 1/0**

TRANSACTIONS: Adam Terry was selected with the 64th-overall pick (2nd round) of the 2005 NFL Draft...The pick was acquired on draft day from the New England Patriots for the Ravens' 3rd- (84th overall) and 6th-round (195th) picks in 2005, and Baltimore's 3rd in 2006...Terry was the 1st Syracuse player to be selected by the Ravens in the team's 10-year history.

PRO: Strong, athletic lineman with good hands and balance who is looking to step into a starting role in 2007...Saw action in 16 regular season games in **2006**, starting 2 (and the Ravens postseason contest) at LT for an injured Jonathan Ogden (toe) and helped protect Ravens QBs, allowing a **franchise-record** 17 sacks, the 2nd-fewest (Ind. - 15) in the NFL in 2006...Also helped pave the way for the Ravens to rush for 1,637 yards and 11 TDs...Terry saw action in 7 games on special teams and from scrimmage in his 1st season with the Ravens in **2005**.

2006: Saw action in 16 games, starting 2 at LT for an injured Jonathan Ogden (toe) and helped protect Ravens QBs, allowing a **franchise-record** 17 sacks, the 2nd-fewest (Ind. - 15) in the NFL in 2006...Also helped pave the way for the Ravens to rush for 1,637 yards and 11 TDs...**2006 SEASON**

HIGHLIGHTS: Saw action in his **1st-career playoff game** on special teams in the **Divisional Playoff game vs. Ind. (1/13/07)**...Started at LT and was part of a line that did not allow a sack for the 6th game in 2006 in the 19-7 win in the **season finale vs. Buf. (12/31)**...**Started his 1st-career game** at LT for the injured Ogden in the 31-7 win in **game 15 at Pit. (12/24)**...Helped protect QB Steve McNair, not allowing a sack for the 4th time in the last 5 games, as McNair completed 67.7% of his passes for 256 yards and 3 TDs against the Steelers...Saw action on special teams and at LT on the Ravens' last series after Ogden left the game (toe) in the 27-17 win in **game 14 vs. Cle. (12/17)**...Saw action on special teams and from scrimmage when he replaced Ogden (knee) and helped pave the way for the Ravens to average 4.5 yards per rush (31 for 138 yards) and a TD in the 28-6 win in **game 2 vs. Oak. (9/17)**...Saw action at T in the 4th quarter of the 27-0 victory in the **season opener at TB (9/10)**.

2005: Saw action in 7 games as a rookie, playing mostly on special teams, but also played from scrimmage...Played on special teams in the **season finale at Cle. (1/1/06)**...Saw action on special teams in the 48-3 victory in **game 14 vs. GB (12/19)**...Saw action from scrimmage at LT and helped protect QB Kyle Boller, allowing him to throw for 251 yards and a TD in **game 13 at Den. (12/11)**...Saw his **1st-career action from scrimmage** (replaced Jonathan Ogden after the 1st series) at LT and allowed Boller time to complete 17 passes with no INTs in the 16-15 win in **game 12 vs. Hou. (12/4)**...**Played in his 1st-career game** on special teams in the 16-13 OT win in **game 10 vs. Pit. (11/20)**...Was a game-day inactive in **games 1-9**.

COLLEGE: Started the final 35 games in his collegiate career at Syracuse...His punishing blocks and ability to create huge rush lanes allowed both of Syracuse's tailbacks, Damien Rhodes and Walter Reyes, to gain over 800 yards each in 2004, the 1st time since 1979 (Joe Morris - 1,372 yards and Bill Hurley - 813) that 2 runners accomplished that feat in the same season...Won the team's Ben Schwartzwalder Exemplary Football Player Award in 2004...First-team All-Big East Conference and Eastern College Athletic Conference Division I All-Star as a senior...Started all 12 games at LT...Won the team's Ben Schwartzwalder Exemplary Football Player Award...Had 45 knockdown blocks and allowed only 2 sacks while helping the offense average 349.0 yards per game...The Orange offense ran for at least 200 yards in 5 games, including 2 300-yard rushing efforts...Also played on the PAT/FG unit...Started all 12 games at LT, becoming 1 of 13 Orange players to start every game as a junior...All-Big East Conference 2nd-team selection...Received All-ECAC honors...Member of *Dopke.com*'s junior All-American team...Blocked for RB Walter Reyes, who rushed for 1,347 yards and a Syracuse single-season record 20 rushing TDs; and QB R.J. Anderson, who set school single-season records for completions and pass attempts...Also contributed on the

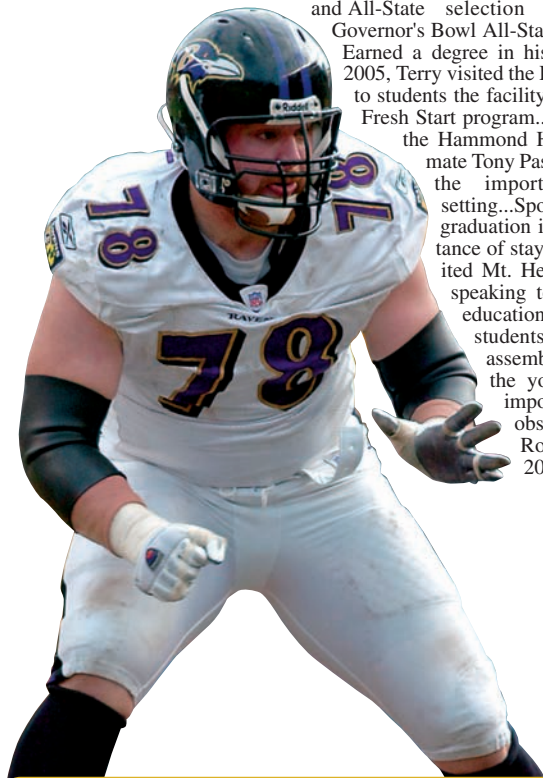
OFF THE FIELD

Adam spoke to students at a Padonia elementary school assembly in March of 2007. He spoke to the students about his experiences and the importance of education and overcoming obstacles.

78 ADAM TERRY

PAT/FG unit...Started all 11 games at LT as a sophomore...Also played on Syracuse's PAT/FG special teams unit...Part of an O-line that blocked for Walter Reyes, who gained 1,135 yards and scored a then school-record, 17 rushing TDs...Played in 4 games as a true freshman, seeing action vs. Pittsburgh, Temple, Miami and Kansas State in the *Insight.com* Bowl as a reserve tackle.

PERSONAL: Attended Queensbury (NY) HS...Rated one of the top linemen in the East by *PrepStar* and *Super-Prep*...Excelled at both the offensive and DT positions...Earned All-East honors from *Prep Football Report* and was a 1st-team All-Conference and All-State selection as a junior...Selected for the Governor's Bowl All-State Classic New York squad...Earned a degree in history from Syracuse...In October of 2005, Terry visited the Living Classrooms campus and spoke to students the facility and worked with participants in the Fresh Start program...In November of 2005, Terry visited the Hammond HS football team with former teammate Tony Pashos, and spoke about life in the NFL, the importance of education and goal-setting...Spoke to middle students at a D.A.R.E. graduation in January of 2006 about the importance of staying drug and alcohol free...Terry visited Mt. Hebron High School in June of 2006, speaking to students about the importance of education and teamwork...He also spoke to students at a Padonia Elementary school assembly in March of 2007...He spoke to the youth about his experiences and the importance of education and overcoming obstacles...Spoke to youth at a Ravens Rookies clinic in March of 2007...FullName: Adam Steven Terry.



MAX PROTECTION

The Ravens allowed a franchise-best 17 sacks in 2006 (including just 1 in their last 6 games), and shattered their all-time single-season sacks allowed mark (35 in 2004). Below are the fewest sacks allowed in a Ravens' season:

RAVENS FEWEST SACKS ALLOWED

(SINGLE SEASON)

- 2006 - 17
- 2004 - 35
- 1997 - 37
- 1996 - 38

Note: The Ravens only allowed 5 sacks following Brian Billick taking over play-calling duties on 10/29/06, the fewest in the NFL during that span.





68 KEYDRICK VINCENT

GUARD

YEARS IN NFL: 7

HT: 6-5

WT: 325

COLLEGE: MISSISSIPPI

HS: LAKE GIBSON (FL)

BORN: 4/13/78, BARTOW, FL.

JOINED RAVENS: FREE AGENT, 2005

GAMES PLAYED/STARTED: (2001, 5/1); (2002, 7/1); (2003, 10/9); (2004, 16/16); (2005, 9/9); (2006, 12/12) **Total 59/48**

Playoffs (2001, 1/0); (2002, 2/0); (2002, 2/2); (2006, 1/1) **Total 6/3**

TRANSACTIONS: Signed by the Baltimore Ravens as an unrestricted free agent on 3/11/05...Originally signed as a rookie free agent by the Pittsburgh Steelers on 4/23/01.

PRO: Tough, strong run-blocker with good hands and footwork...Started 12 games, missing 4 due to injuries (thigh and groin) in **2006**...Helped protect Ravens QBs, allowing a **franchise-record** 17 sacks, the 2nd-fewest (Ind. - 15) in the NFL...Started 9 games before being hurt and eventually placed on Injured Reserve (thigh) in **2005**...Worked his way from a rookie free agent in 2001 to a full-time starter in **2004**, starting all 16 regular season games, and both postseason games for the Pittsburgh Steelers...Helped pave the way for the Steelers to lead the AFC and rank 2nd in the NFL in rushing (2,464 yards)...Also protected 2004 NFL Rookie of the Year QB Ben Roethlisberger, allowing him to complete 66.4% of his passes and to throw for 2,621 yards and 17 TDs...Saw action in 10 games, starting 9 in **2003**...Played in 7 games, starting 1 in **2002**...Saw action in 5 games in **2001**, including his 1st-career start.

2006: (with Baltimore) Started 12 games, missing 4 due to injuries (thigh and groin)...Helped protect Ravens QBs, allowing a **franchise-record** 17 sacks, the 2nd-fewest (Ind. - 15) in the NFL in 2006...Also helped pave the way for the Ravens to rush for 1,637 yards and 11 TDs...**2006**

SEASON HIGHLIGHTS: Started at RG and helped pave the way for the Ravens to average 4.2 yards per carry on the ground (20 att. for 83 yards) and protected QB Steve McNair, allowing him to complete 62.1% of his passes to 7 different players in the **Divisional Playoff game vs. Ind. (1/13/07)**...Started at RG and helped protect McNair, not allowing a sack for the 4th time in the last 5 games, as McNair completed 67.7% of his passes for 256 yards and 3 TDs in the 31-7 win in **game 15 at Pit. (12/24)**...Started at RG and helped protect McNair, allowing him to complete 61.7% of his passes for 373 yards and 3 TDs in the 27-26 victory in **game 9 at Ten. (11/12)**...Allowed McNair the time to complete 66.3% of his passes and post a 97.6 QB rating over 3 weeks...Started at RG and protected McNair on the game's final drive, allowing the Ravens to score a TD with 34 seconds remaining for their 2nd come-from-behind victory in as many weeks, with a 16-13 win in **game 4 vs. SD (10/1)**...Started at RG and helped pave the way for the Ravens to rush for 103 yards (and 1 TD), and allowed McNair time to complete 63% of his passes (17-of-27) for 181 yard and 1 TD in the 27-0 victory in the **season opener at TB (9/10)**...The OL did not allow a sack (McNair fumbled the ball with no pressure, fell on it, and was touched) and helped lead the way for scoring drives of 80, 7, 13 and 61 yards against the Bucs.

2005: (with Baltimore) Started 9 games at RG before being sidelined with a thigh injury and was placed on Injured Reserve on 12/15...**2005 SEASON HIGHLIGHTS:** Started at RG, but left in the 3rd quarter with a thigh injury in **game 9 at Jax. (11/13)**...Started at RG and helped pave the way for the Ravens to rush for 124 yards, averaging 5.2 yards per carry in **game 8 vs. Cin. (11/6)**...Started at RG and helped protect QB Anthony Wright, allowing him to throw for a season-high 252 yards, 1 TD and pick up 20 1st downs, including 12 through the air, in **game 7 at Pit. (10/31)**...Started at RG and not only helped pave the way for the Ravens to rush for 115 yards, but also did not allow a sack in the 13-3 victory in **game 3 vs. NYJ (10/2)**...Started, and helped protect Ravens QBs, allowing them to throw for 355 yards and a TD while completing 62.9% of their passes in **game 1 vs. Ind. (9/11)**.

2004: (with Pittsburgh) Started all 16 regular season games and both postseason contests at RG as the Steelers posted the league's best record (15-1)...**2004 SEASON HIGHLIGHTS:** Helped pave the way for Jerome Bettis' 6th 100-yard rushing performance and the offense's 5th 400-plus yards in total offense in the **season finale vs. Bal. (12/26)**...Played role in the Steelers' 2nd consecutive 200-yard rushing performance and the 5th 100-yard performance in 6 games in **game 8 vs. Phi. (11/7)**...Helped pave the way for RB Duce Staley's 4th 100-yard game and the Steelers' sea-

OFF THE FIELD

Keydrick took part in the Ravens Annual Spring Football Festival at M&T Bank Stadium in April of 2005 and 2006.

68 KEYDRICK VINCENT

son-high 221 yards rushing in **game 7 vs. NE (10/31)**...Helped pave the way for Staley's 1st 100-yard game as a Steeler in **game 4 vs. Cin. (10/3)**...Helped the Steelers produce a 100-yard rusher in 2 consecutive games for the 1st time in more than a year in **game 3 at Mia. (9/26)**.

2003: (with Pittsburgh) Made a solid contribution in his 3rd season, filling in for Alan Faneca at RG and provide solid depth along the line as he saw action in 10 games, starting 9...**2003 SEASON HIGHLIGHTS:** Earned his 8th start at LG in **game 15 vs. SD (12/21)**...Helped pave the way for Jerome' Bettis' season-high 115 yards on 32 carries and the Steelers 181 yards rushing...Earned his 6th start at LG in **game 13 vs. Oak. (12/7)** and helped pave the way for Jerome Bettis' and the Steelers' 1st 100-yard performance of the season and the team's no-sack effort...Made his 1st appearance of the season and his 1st start since 12/1/02 (Jax.) as he started at LG for Alan Faneca who moved to LT in **game 6 at Den. (10/12)**.

2002: (with Pittsburgh) Saw action in 7 games, starting 1 in his 2nd season with the Steelers...Was inactive for the 1st 5 games...**2002 SEASON HIGHLIGHTS:** Replaced the injured G Kendall Simmons, who suffered a laceration on his right hand, in the **Wild Card game vs. Cle. (1/5/03)**...Made his 1st start of the season at RG in **game 12 at Jax. (12/1)**.

2001: (with Pittsburgh) Saw action in 5 games, starting 1 after making the team as a rookie free agent...**2001 SEASON HIGHLIGHTS:** Started in place of Faneca and helped lead the offense to its 6th 200-yard rushing performance of the season in the **season finale vs. Cle. (1/6/02)**...Made his professional debut at RG in **game 10 at Ten. (11/25)** when he filled in for Oliver Ross who had to move to RT due to an injury to Marvel Smith...Was inactive for the 1st 9 weeks of the season after making the team as a rookie free agent.

COLLEGE: Saw action in 47 career games while at Mississippi, including starting 19 as a junior and senior...Appeared in all 12 games in 2000, starting 11 at RG...Helped the Mississippi O-line allow the fewest sacks in the Southeastern Conference and tie for 3rd-fewest in the nation with 7...Played in 11 games and made 8 starts at RG as a junior...Missed the Tulane game after having surgery on his left knee...Helped team rank 2nd in conference in rushing with 182.5 yards-per-game...Team ranked 2nd in the SEC for fewest sacks allowed in 1999 (16)...Played in all 12 games and earned his 2nd letter in 1998...Played in 11 of 12 games as a true freshman...Majored in banking and finance.

PERSONAL: Earned 4 letters at Class 5-A Lake Gibson (FL) HS...Was a 1st-team All-State DL selection as a senior...Also played in the Florida-Georgia All-Star game...Selected to *SuperPrep* All-Florida team and was named *USA Today* honorable mention All-America...Received 1st-team All-Area, All-County and All-District honors...Was credited with 52 tackles in only 4 games on defense as a senior...Lettered 4 times in track and field...Finished 2nd in the state in the discus and 3rd in the shotput...Received Polk County Athlete of the Year honors in track..Keydrick took part in the Ravens Annual Spring Football Festival at M&T Bank Stadium in April 2005 and '06...Full name: Keydrick Trepell Vincent.

SUPREME SACK RATIO

The Ravens gave up just 17 sacks in 2006, the 2nd fewest (Colts, 15) in the NFL. Additionally, Baltimore sacked its opponent 60 times, good for the 2nd most (Chargers, 61) in the league. Those marks compile a +43 sack ratio, ranking as the NFL's best mark in 2006.

RANK/TEAM	SACKS	TIMES SACKED	RATIO
1. Baltimore Ravens	60	17	+43
2. San Diego Chargers	61	28	+33
3. Green Bay Packers	46	24	+22
4. New Orleans Saints	38	23	+15
Chicago Bears	40	25	+15
New England Patriots	44	29	+15





83 DANIEL WILCOX

TIGHT END

YEARS IN NFL: 5

HT: 6-1

WT: 245

COLLEGE: APPALACHIAN STATE

HS: DECATUR (ATLANTA, GA)

BORN: 3/23/77, ATLANTA, GA

JOINED RAVENS: FREE AGENT, 2004

GAMES PLAYED/STARTED: (2001, 1/0); (2003, 2/0); (2004, 16/5); (2005, 13/3); (2006, 14/6)
Total 46/14

Playoffs (2006, 1/1) Total 1/1

TRANSACTIONS: Dan Wilcox re-signed with the Baltimore Ravens (3-year contract) on 3/1/06...Re-signed with Baltimore on 3/29/05...Signed with the Ravens on 6/21/04...Signed to Tampa Bay's 53-man roster on 12/17/02 after spending 2 stints with the New York Jets from 9/1-9/3 and 8/28-8/30.

PRO: Ranga TE with soft hands and good blocking ability...A converted WR, who has the ability to flex outside and is a special teams ace...Played in 14 games, starting 6, to finish the season with 20 receptions for 166 yards, including a *career-long 35-yarder* and a *career-high 3 TDs* in 2006...Also finished 2nd on the team, with a *career-high 20 special teams tackles*...Played in 13 games, starting 3 and pulled in 20 receptions for 154 yards and a TD before being placed on Injured Reserve (ankle) on 12/30/05...Also led the Ravens with 18 special teams tackles in 2005... Played in all 16 games, starting 5 with the Ravens in 2004, pulling in a *career-high 25 receptions* for 219 yards and 2 TDs...Saw action in 2 games with the Buccaneers in 2003, recording 1 special teams tackle...Was inactive in 2 regular season games and 3 postseason games as a member of the Buccaneers in 2003.

2006: (with Baltimore) Played in 14 games, starting 6, to finish the season with 20 receptions for 166 yards, including a *career-long 35-yarder* and a *career-high 3 TDs*...Wilcox converted 12 receptions for 1st downs, including 5 on 3rd down...Also finished 2nd on the team with a *career-high 20 special teams tackles*...**2006 SEASON HIGHLIGHTS:** *Started his 1st-career playoff game* (Ravens started in a 3-TE set) and hauled in 1 reception for 15 yards (good for a 1st down) in the **Divisional Playoff game vs. Ind. (1/13/07)**...Started (Ravens began the game in a 2-TE set), and did not record a reception, but led the team with 3 special teams tackles in the 19-7 win in the **season finale vs. Buf. (12/31)**...Saw

action off the bench and had 1 reception for 3 yards as the Ravens racked up 283 yards through the air in the 20-10 victory in **game 13 at KC (12/10)**...Also tied for the team lead (Gary Stills) with 3 solo special teams tackles against the Chiefs...Grabbed 1 pass for 19 yards (good for a 1st down) and led the team with 4 special teams tackles in the 26-20 win in **game 8 vs. Cin. (11/5)**...Saw action from scrimmage and hauled in 3 receptions for a team-leading 52 yards (including a *career-long 35-yarder*) and 1 TD in the 27-0 win in the **season opener at TB (9/10)**...With the Ravens facing a 3rd-and-10 on their own 6-yard line in the 3rd quarter, Wilcox pulled in a 35-yard reception to keep the drive alive...Wilcox also had 2 special teams tackles (1 solo) against the Bucs.

2005: (with Baltimore) Played in 13 games, starting 3 before being placed on Injured Reserve (ankle) on 12/30...Pulled in 20 receptions for 154 yards and a TD...Also led the Ravens with a *career-high 18 special teams tackles*...**2005 SEASON HIGHLIGHTS:** Subbed, and had 2 receptions for 14 yards and posted a special teams tackle before leaving the game in the 2nd quarter with an ankle injury in **game 13 at Den. (12/11)**...Saw action from scrimmage and earned the special teams game ball when he posted 3 tackles (2 solo) and a FR in **game 12 vs. Hou. (12/4)**...Subbed and hauled in 2 receptions for 16 yards and had a special teams tackle in **game 8 vs. Cin. (11/6)**...Saw action off the bench and pulled in 3 receptions for 17 yards and had a solo special teams tackle in **game 7 at Pit. (10/31)**...Led the team with a *career-high 5 special teams tackles* earning him the special teams game ball in **game 5 vs. Cle. (10/16)**...Started and tied for the team lead (Derrick Mason) with a *career-high 8 receptions* for a *career-high 78 yards* and 1 TD in **game 1 vs. Ind. (9/11)**...Two of his 8 receptions were good for 1st downs, 1 was a TD catch and, on another, he had enough yards for a 1st down before lateraling the ball to WR Mark Clayton on a "hook and ladder" play at the end of the 1st half.

2004: (with Baltimore) Saw action in all 16 games, starting 5 after signing with the team in training camp...Was 6th on the team with 25 catches and 219 receiving yards...Pulled in his 1st-career TD at Phi. (10/31)...**2004 SEASON HIGHLIGHTS:** Started and led the team, recording *career highs with 6 receptions for 72 yards* (12.0 avg.), with a long of 17 in the 30-23 victory in the sea-

OFF THE FIELD

Daniel hosted a miniature golf event in May of 2007 and a paint ball tournament (Ravens vs. Redskins) in June of 2007 with all proceeds benefiting his Empowerment M.I.N.D.S. Foundation.

83 DANIEL WILCOX

son finale vs. Mia. (1/2/05)... Subbed and caught 2 receptions for 30 yards (both for 1st downs) in **game 11 at NE (11/28)**... Started and grabbed 2 receptions for 23 yards (1 for a 1st down), including a **career-long 20-yarder** in the 30-10 victory in **game 10 vs. Dal. (11/21)**... Started and hauled in 2 receptions for 21 yards (both for 1st downs) in the 20-17 OT win in **game 9 at NYJ (11/14)**... Subbed and hauled in 5 receptions for 26 yards, including his **1st-career TD** – 7 yards – (on 3rd-and-5 in the 4th quarter) in **game 7 at Phi. (10/31)**... Earned his **1st-career start** (Ravens started in a 3-TE set), in his 1st action in a Ravens' uniform in **game 1 at Cle. (9/12)**... Posted his **1st-career reception** against the Browns and finished with 2 catches for 18 yards (1 was for a 1st down)... Wilcox also had a ST tackle against the Browns.


2003: (with Tampa Bay) Saw action in 2 games with the Buccaneers in 2003, recording 1 special teams tackle... Was inactive in 2 regular season games and 3 postseason games.

2001: (with New York Jets) Inactive for 9 of 10 games in 2001 while with the Jets, seeing action in 1 game... Originally joined the team as an undrafted free agent on 4/26.

COLLEGE: Selected 1st-team All-Southern Conference as a senior at Appalachian State... Finished with 46 receptions for 740 yards and 7 TDs... Had career game against Troy State, catching 10 passes for 106 yards and 1 TD... Moved from WR to TE as a senior...

PERSONAL: Attended Georgia Military Academy... Majored in communications and advertisement with a minor in psychology... One of the most active Ravens in the community, Wilcox is a frequent visitor to school throughout the season... He spoke to the students at Living Classrooms, Sharp Leadenhall Elementary, Carter G. Woodson and Youth in Transitions and is a frequent at assemblies, teaching middle and high school students how to Realize, Improve, Share and Expand (R.I.S.E.) their talents... Participated in several Gatorade Junior Training Camps, including 1 at the NFL FLAG Regional Tournament hosted by the Ravens... Joined teammates at the Goodwill Gridiron Halloween Party and worked with volunteers and teammates for Sandtown

Habitat for Humanity in October and November of 2004... Wilcox was on hand at the NFL/United Way Hometown Huddle to help present the keys to new homeowner, Robin Edwards... Held a clothing/coat drive in December of 2004, in conjunction with a signing at the Dugout Zone and donated all items to Paul's Place Outreach Center... Joined teammates at the ESPN Zone Holiday Party for Police Athletic League members in Dec. 2004 and participated in a blood drive at Good Samaritan Hospital, thanking donors for their efforts... In July 2005, Wilcox instructed at former teammate Darnell Dinkins Football Camp, a free 1-day football clinic and educational workshop for high school student-athletes... Was a consistent speaker in the Ravens R.I.S.E. Assembly series in 2005... In Oct. 2005, spoke to the entire middle school of Stuart Hill Academy... In Nov. 05, participated in Football 101, an annual event for women, which teaches basic football skills... Joined Dinkins in distributing over 100 Thanksgiving baskets to residents of Pigtown, a southwest Baltimore neighborhood... Joined Ed Reed in providing 40 families of Booker T. Washington Middle School students with the necessary items to dine in their own home for Thanksgiving... In December of 2005, Wilcox joined Reed and Dick's Sporting Goods as personal shoppers to the 16 young men of Aunt Hattie's Place... Reed and Dick's provided the boys with \$250 gift certificates... Was one of several Ravens personal shopping partners to 100 children as part of teammates Derrick Mason and Samari Rolle's inaugural Holiday Helpers event in December of 2005...



83 DANIEL WILCOX

Joined teammates to serve as personal shoppers for 50 Baltimore youth, who received \$100 gift certificates from Wal-Mart...In January of 2006, Wilcox established his charitable foundation called **Empowerment M.I.N.D.S** (Motivating and Inspiring Neighborhoods Determined to Succeed)...The foundation's mission is to empower youth to hold leadership positions in the community...Hosted a football clinic for area high school students in July 2006...Adopted Thurgood Marshall High School and established a "homeroom huddle" program, where students receive prizes based on teaching incentives...With Catapult Online, hosted the inaugural Baltimore City Spelling Bee in June of 2006 and the 2nd Annual event in March of 2007...Daniel hosted a miniature golf event in May of 2007 and a paintball tournament (Ravens vs. Redskins) in June of 2007 with all proceeds benefiting his Empowerment M.I.N.D.S. Foundation.....Full name: Daniel Jabari Wilcox.

2006

Game-by-Game

Ravens

Receiving

Date/Opp.	Rec.	Yds	Avg.	LG	TDs	Rushing				
						No.	Yds	Avg.	LG	TDs
9/10 @ TB	3	52	17.3	35	1	0	0	0.0	0	0
9/17 vs. Oak	0	0	0.0	0	0	0	0	0.0	0	0
9/24 @ Cle.	1	10	10.0	10	0	0	0	0.0	0	0
10/1 vs. SD	3	17	5.7	11	1	0	0	0.0	0	0
10/9 @ Den.	2	18	9.0	10	0	0	0	0.0	0	0
10/15 vs. Car.	3	20	6.7	10	0	0	0	0.0	0	0
10/29 @ NO	2	9	4.5	7	0	0	0	0.0	0	0
11/5 vs. Cin.	1	19	19.0	19	0	0	0	0.0	0	0
11/12 @ Ten.	1	6	6.0	6	0	0	0	0.0	0	0
11/19 vs. Atl.	1	7	7.0	7	0	0	0	0.0	0	0
11/26 vs. Pit.	INACTIVE - THIGH									
11/30 @ Cin.	INACTIVE - THIGH									
12/10 @ KC	1	3	3.0	3	0	0	0	0.0	0	0
12/17 vs. Cle.	0	0	0.0	0	0	0	0	0.0	0	0
12/24 @ Pit.	2	5	2.5	4	1	0	0	0.0	0	0
12/31 vs. Buf.	0	0	0.0	0	0	0	0	0.0	0	0
Totals	20	166	8.3	35	3	0	0	0.0	0	0

Playoffs

1/13/07 vs. Ind.	1	15	15.0	15	0	0	0	0.0	0	0
Totals	1	15	15.0	15	0	0	0	0.0	0	0

2005

Game-by-Game

Ravens

Receiving

Date/Opp.	Rec.	Yds	Avg.	LG	TDs	Rushing				
						No.	Yds	Avg.	LG	TDs
9/11 vs. Ind.	8	78	9.8	17	1	0	0	0.0	0	0
9/18 @ Ten.	0	0	0.0	0	0	0	0	0.0	0	0
10/2 vs. NYJ	1	10	10.0	10	0	0	0	0.0	0	0
10/9 @ Det.	0	0	0.0	0	0	0	0	0.0	0	0
10/16 vs. Cle.	1	2	2.0	2	0	0	0	0.0	0	0
10/23 @ Chi.	2	8	4.0	5	0	0	0	0.0	0	0
10/31 @ Pit.	3	17	5.7	7	0	0	0	0.0	0	0
11/6 vs. Cin.	2	16	8.0	9	0	0	0	0.0	0	0
11/13 @ Jax.	0	0	0.0	0	0	0	0	0.0	0	0
11/20 vs. Pit.	0	0	0.0	0	0	0	0	0.0	0	0
11/27 @ Cin.	1	9	9.0	9	0	0	0	0.0	0	0
12/4 vs. Hou.	0	0	0.0	0	0	0	0	0.0	0	0
12/11 @ Den.	2	14	7.0	7	0	0	0	0.0	0	0
12/19 vs. GB	INACTIVE - ANKLE									
12/25 vs. Min.	INACTIVE - ANKLE									
1/1/06 @ Cle.	INJURED RESERVE - ANKLE									
Totals	20	154	7.7	17	1	0	0	0.0	0	0

2004

Game-by-Game

Ravens

Receiving

Date/Opp.	Rec.	Yds	Avg.	LG	TDs	Rushing				
						No.	Yds	Avg.	LG	TDs
9/12 @ Cle.	2	18	9.0	13	0	0	0	0.0	0	0
9/19 vs. Pit.	1	4	4.0	4	0	0	0	0.0	0	0
9/26 @ Cin.	0	0	0.0	0	0	0	0	0.0	0	0
10/4 vs. KC	0	0	0.0	0	0	0	0	0.0	0	0
10/10 @ Was.	2	9	4.5	7	0	0	0	0.0	0	0
10/24 vs. Buf.	1	7	7.0	7	0	0	0	0.0	0	0
10/31 @ Phi.	5	26	5.2	7	1	0	0	0.0	0	0
11/7 vs. Cle.	2	9	4.5	5	0	0	0	0.0	0	0
11/14 @ NYJ	2	21	10.5	12	0	0	0	0.0	0	0
11/21 vs. Dal.	2	23	11.5	20	0	0	0	0.0	0	0
11/28 @ NE	2	30	15.0	20	0	0	0	0.0	0	0
12/5 vs. Cin.	0	0	0.0	0	0	0	0	0.0	0	0
12/12 vs. NYG	0	0	0.0	0	0	0	0	0.0	0	0
12/19 @ Ind.	0	0	0.0	0	0	0	0	0.0	0	0
12/26 @ Pit.	0	0	0.0	0	0	0	0	0.0	0	0
1/2/05 vs. Mia.	6	72	12.0	17	0	0	0	0.0	0	0
Totals	25	219	8.8	20	1	0	0	0.0	0	0



83 DANIEL WILCOX

83 DANIEL WILCOX

REGULAR SEASON

RECEIVING

YEAR	TEAM	GP	GS	No.	Yds.	Avg.	LG	TD
2001	NY Jets	1	0	0	0	0.0	0	0
2003	Tampa Bay	2	0	0	0	0.0	0	0
2004	Baltimore	16	5	25	219	8.8	20	1
2005	Baltimore	13	3	20	154	7.7	17t	1
2006	Baltimore	14	6	20	166	8.3	35	3
Totals		46	14	65	539	8.3	35	5

SPECIAL TEAMS TACKLES (47): 2003 (1); 2004 (8); 2005 (18); 2006 (20)

CAREER SINGLE-GAME HIGHS (regular season)

Receptions:

8 (9/11/05 vs. Ind.)

Yardage:

78 (9/11/05 vs. Ind.)

Long Gain:

35 (9/10/06 at TB)

Touchdowns:

1 5 times (last: 12/24/06 at Pit.)

POSTSEASON

RECEIVING

YEAR	TEAM	GP	GS	No.	Yds.	Avg.	LG	TD
2006	Baltimore	1	1	1	15	15.0	15	0
Totals		1	1	1	15	15.0	15	0

83 DANIEL WILCOX



TOP TIGHT END TANDEM

Since joining the Ravens in 2003, Daniel Wilcox has become an integral part of the Ravens' team. He started 14 games over the last 3 seasons (2004-06), including a career-high 6 in 2006. Wilcox has teamed up with Todd Heap to make up the most prolific TE pass-catching duo in the NFL with 188 combined receptions over the last 2 seasons.

FOLLOWING ARE THE TOP 5 TE DUOS IN 2005 AND 2006:

TEAMMATES	TEAM	REC.	YARDS	TDs
<i>T. Heap/ D. Wilcox</i>	<i>Bal.</i>	<i>188</i>	<i>1,940</i>	<i>17</i>
A. Gates/B. Manumaleuna	SD	174	2,245	23
K. Winslow/S. Heiden	Cle.	168	1,475	8
T. Gonzalez/J. Dunn	KC	160	1,898	7
T. Heap/Q. Sypniewski	Bal.	150	1,635	13





87 DEMETRIUS WILLIAMS

WIDE RECEIVER

YEARS IN NFL: 2

HT: 6-2

WT: 197

COLLEGE: OREGON

HS: De LaSALLE (CONCORD, CA)

BORN: 3/28/83, CONCORD, CA

JOINED RAVENS: DRAFT 4 (111TH), 2006

GAMES PLAYED/STARTED: (2006, 16/1) **Total 16/1**

Playoffs (2006, 1/0) **Total 1/0**

TRANSACTIONS: Demetrius Williams was the 111th selection (4th round) of the 2006 NFL Draft...Williams was the 2nd player drafted out of Oregon by Baltimore in 2006 (DT Haloti Ngata – 1st round, 12th overall) and 3rd Raven overall to be selected from the university (WR Patrick Johnson – 2nd round in 1998).

PRO: A tall, speedy young WR, who quickly provided a strong vertical threat as a rookie...Seeing action in all 16 games, starting 1, catching 22 passes for 396 yards, for a *team-leading 18.0 yards per catch* average, and 2 TDs as a rookie in **2006**...Williams converted 18 catches into 1st downs, including 11 on 3rd down.

2006: Saw action in all 16 games, starting 1, pulling in 22 receptions for 396 yards, for a *team-leading 18.0 yards per catch* average and 2 TDs...Williams converted 18 catches into 1st downs, including 11 on 3rd down...**2006 SEASON HIGHLIGHTS:** Saw action off the bench and netted 2 receptions for 15 yards, both good for 1st downs in the 19-7 win in the **season finale vs. Buf. (12/31)**...**Started his 1st-career game** and posted 2 receptions for 45 yards, including a 25-yard TD in the 31-7 win in **game 15 at Pit. (12/24)**...Saw action off the bench and had 2 receptions for a *career-high 100 yards*, marking his *1st-career 100-yard receiving game*, including his *1st-career TD*, a *career-long 77-yarder* in the 27-17 win in **game 14 vs. Cle. (12/17)**...Subbed and pulled in 1 reception for 33 yards, good for a 1st down on 3rd-and-6 in the 20-10 victory in **game 13 at KC (12/10)**...Subbed and pulled in a *career-high 4 receptions* for a then-career-high 75 yards, including a 4th quarter 34-yard catch, which set up the game-winning TD pass 2 plays later in the 27-26 victory in **game 9 at Ten. (11/12)**...Saw action in his 1st NFL game and recorded his *1st NFL reception* (good for 9 yards) in the 27-0 victory in the **season opener at TB (9/10)**.

COLLEGE: Playing in 45 career games with 28 starts, Williams is 1 of the most accomplished WRs in Oregon history...He was a *2nd-team All-Pac 10* selection (*NFL Draft Report*) as a senior...He also stands among the elite on the school's all-time receiving charts - his 162 career receptions tie for 3rd in school annals, and his 2,660 yards are 4th all time...**Williams' 11 games with 100 or more yards receiving is an Oregon record**...He posted 20 career TD catches, good for 4th all time...**All-Pac 10 Conference 2nd-team** selection by *The NFL Draft Report* his senior season in 2005...Played in 13 games (starting 7)...Williams posted 59 receptions for 1,059 yards (17.9 ypc) and 10 TDs...The 1,059 yards were the 22nd-most in the nation and good for 4th on the school's single-season records list...His 10 scoring grabs tied Bobby Moore (Ahmad Rashad) and Tony Hartley's school record from 1969 and 1999, respectively...Fifteen of his 50 receptions earn 20 or more yards, including his longest of the season, a 61-yarder...Falling just short of the season record of 5 games, Williams tallied 100 yards in 4 separate contests...Led the Ducks with a team-high 47 receptions for 593 yards (12.6 avg.) and 2 TDs in 2004...Finished his sophomore campaign (2003) ranked 2nd on the team with 51 catches for 935 yards (18.3 avg.) and 8 TDs...Williams posted at least 100 yards receiving in 4 separate contests...Also added 2 rushes for 12 yards...Played in 11 games, seeing mostly time on special teams and reserve action at WR in 2002...Totaled 5 receptions for 73 yards (14.6 avg), with a long grab of 32 yards against Portland State...Redshirted as a true freshman in 2001...Majored in Sociology at Oregon.

PERSONAL: Attended famous football powerhouse De La Salle (Concord, CA) HS, where he was a 2-year starter at WR and CB...Was a *SuperPrep* All-American pick his senior season...Also named 1 of the top 4 seniors in the Bay Area by the *Contra Costa Times* and one of the top 22 prospects in the West by the *Las Vegas Sun*...As a senior, he reeled in 34 catches for 829 yards and 15 TDs, and added 1 punt return for a TD...Demetrius was a personal shopper at the 2nd Annual Holiday Helpers where teammates Derrick Mason, Samari Rolle and Kyle Boller provided \$150 gift certificates to

OFF THE FIELD

Demetrius was a personal shopper at the 2nd Annual Holiday Helpers event where teammates Derrick Mason, Samari Rolle and Kyle Boller provided \$150 gift certificates to underprivileged children in the Baltimore area. Williams helped children buy gifts for themselves and their families in December of 2006.

87 DEMETRIUS WILLIAMS

underprivileged children in the Baltimore area...Williams helped children buy gifts for themselves and their families in Dec. 2006...He also joined teammates at the Goodwill Gridiron Halloween Party, with all proceeds benefiting Goodwill Industries in Oct. 2006...Full name: Demetrius Terrell Williams.

2006

Game-by-Game

Ravens

Receiving Date/Opp.	Rec.	Yds	Avg.	LG	TDs	Rushing				
						No.	Yds	Avg.	LG	TDs
9/10 @ TB	1	9	9.0	9	0	0	0	0.0	0	0
9/17 vs. Oak.	1	9	9.0	9	0	0	0	0.0	0	0
9/24 @ Cle.	0	0	0.0	0	0	0	0	0.0	0	0
10/1 vs. SD	1	6	6.0	6	0	0	0	0.0	0	0
10/9 @ Den.	0	0	0.0	0	0	0	0	0.0	0	0
10/15 vs. Car.	1	35	35.0	35	0	0	0	0.0	0	0
10/29 @ NO	1	12	12.0	12	0	0	0	0.0	0	0
11/5 vs. Cin.	2	31	15.5	20	0	0	0	0.0	0	0
11/12 @ Ten.	4	75	18.8	34	0	0	0	0.0	0	0
11/19 vs. Atl.	1	7	7.0	7	0	0	0	0.0	0	0
11/26 vs. Pit.	1	7	7.0	7	0	0	0	0.0	0	0
11/30 @ Cin.	2	12	6.0	7	0	0	0	0.0	0	0
12/10 @ KC	1	33	33.0	33	0	0	0	0.0	0	0
12/17 vs. Cle.	2	100	50.0	77t	1	0	0	0.0	0	0
12/24 @ Pit.	2	45	22.5	25t	1	0	0	0.0	0	0
12/31 vs. Buf.	2	15	7.5	10	0	0	0	0.0	0	0
Totals	22	396	18.0	77t	2	0	0	0.0	0	0
Playoffs										
1/13/07 vs. Ind.	0	0	0.0	0	0	0	0	0.0	0	0
Totals	0	0	0.0	0	0	0	0	0.0	0	0



REGULAR SEASON

RECEIVING

YEAR	TEAM	GP	GS	No.	Yds.	Avg.	LG	TD
2006	Baltimore	16	1	22	396	18.0	77t	2
Totals		16	1	22	396	18.0	77t	2

CAREER SINGLE-GAME HIGHS (regular season)

Receptions:

4 (11/12/06 at Ten.)

Yardage:

100 (12/17/06 vs. Cle.)

Long Gain:

77t (12/17/06 vs. Cle.)

Touchdowns:

1 2 times (last: 12/24/06 at Pit.)

POSTSEASON

RECEIVING

Year	Team	GP	GS	No.	Yds.	Avg.	LG	TD
2006	Baltimore	1	0	0	0	0.0	0	0
Totals		1	0	0	0	0.0	0	0

87 DEMETRIUS WILLIAMS



28 JAMAINE WINBORNE

DEFENSIVE BACK

YEARS IN NFL: 3

HT: 5-10

WT: 202

COLLEGE: VIRGINIA

HS: INDIAN RIVER (CHESAPEAKE, VA)

BORN: 12/26/80, CHESAPEAKE, VA

JOINED RAVENS: FREE AGENT, 2004

GAMES PLAYED/STARTED: (2006, 1/0) **Total 1/0**

TRANSACTIONS: Jamaine Winborne signed to the Ravens' active roster from their practice squad on 12/16/06...Signed to the Ravens' practice squad on 9/3/06...Waived by the Ravens on 9/2/06...Was signed by the Baltimore Ravens (reserve/future) on 1/2/06...He was placed on the Injured Reserve (appendicitis) on 11/2/05...Signed to the Ravens' practice squad on 9/4/05...Waived by Baltimore on 9/3/05...Winborne was originally signed to the Baltimore Ravens' practice squad on 10/20/04...Waived by the New York Giants on 9/5/04...Originally signed by the Giants as a rookie free agent on 6/7/04.

PRO: Versatile and speedy athlete with good ball instincts...Saw action in 1 game in 2006, posting 2 special teams tackles.

2006: Saw action in 1 game in 2006, posting 2 special teams tackles after being signed to the Ravens' active roster from their practice squad on 12/16/06...**2006 SEASON HIGHLIGHTS:** Was a game-day inactive for the Ravens' **postseason contest vs. Ind. (1/13/07)** and **games 15 and 16** in the regular season...Saw action on special teams, posting 2 tackles in **game 14 vs. Cle. (12/17)**...Signed to the active roster from the Ravens' practice squad on 12/16/06.

COLLEGE: Started the final 27 games of his career and 33 games overall for Virginia, finishing with 168 tackles (127 solo), 5 INTs, 12 TFL and 2 sacks...As a senior in 2003, he was an honorable mention All-ACC selection after starting 7 games at CB and 6 at safety...Finished with a **career-high 69 tackles** (51 solo), including 8.5 TFL, 2 INTs, 8 TFL and 2 sacks...He also recorded 2 FFs, 2 FRs (which he returned 22 yards) and blocked 1 FGA as a senior.

PERSONAL: Was an honor student at Indian River (Chesapeake, VA) HS, where he played LB, QB and WR...Also spent 1 year at Fork Union Military Academy, where he led the team with 7 INTs...Jamaine was a personal shopper at the 2nd Annual Holiday Helpers where teammates Derrick Mason, Samari Rolle and Kyle Boller provided \$150 gift certificates to underprivileged children in the Baltimore area. Winborne helped Children buy gifts for themselves and their families in Dec. 2006...He also joined teammates at the ESPN Zone PAL (Police Athletic League) party in Dec. 2006 and visited Bedford Elementary school in April 2006 to speak to students about the importance of education and teamwork...Participated in a football clinic at the NFL FLAG Regional Tournament hosted by the Ravens in Oct. 2006...Took part in the Ravens annual Spring Football Festival in March 2007, where he signed autographs and spoke at fan forums.

OFF THE FIELD

Jamaine was a personal shopper at the 2nd Annual Holiday Helpers where teammates Derrick Mason, Samari Rolle and Kyle Boller provided \$150 gift certificates to underprivileged children in the Baltimore area. Winborne helped children buy gifts for themselves and their families in December of 2006.



RAVENS FRANCHISE FIRSTS

EVENT	OPPONENT	DATE	LOCATION
First Win	Oakland Raiders	9/1/96	Memorial Stadium
First Loss	Pittsburgh Steelers	9/8/96	Three Rivers Stadium
First Reception <i>(Vinny Testaverde to TE Brian Kinchen 27 Yards - 1st quarter)</i>	Oakland Raiders	9/1/96	Memorial Stadium
First Touchdown <i>(Vinny Testaverde 9 Yard Run - 1st quarter)</i>	Oakland Raiders	9/1/96	Memorial Stadium
First Interception <i>(Ray Lewis - 2nd quarter)</i>	Oakland Raiders	9/1/96	Memorial Stadium
First Field Goal <i>(Matt Stover, 25 yards - 2nd quarter)</i>	Oakland Raiders	9/1/96	Memorial Stadium



66 BEN GRUBBS

GUARD

YEARS IN NFL: ROOKIE

HT: 6-3

WT: 315

COLLEGE: AUBURN

HS: ELMORE COUNTY (ECLECTIC, AL)

BORN: 3/10/84, COLUMBUS, GA

JOINED RAVENS: DRAFT 1 (29TH), 2007

PRO: Ben Grubbs was picked with the 29th-overall selection in the 1st round of the 2007 NFL Draft...“I’m excited,” said director of college scouting Eric DeCosta. “He’s one of my favorite players in the draft. He’s just a great player. As a guard, I think he’s one of the top players in the draft. If it weren’t for the fact that he was a guard, I think he’d be really one of the elite guys in terms of playing ability, durability and intelligence. He was a consensus player. When I say that [I mean] all of the scouts and coaches really felt very good about Ben. He passed every single test – Fall scouting, the all-star games, the NFL Combine, everything we wanted in the past, he passed with flying colors...”Grubbs was the top-rated interior lineman on the Ravens’ board. He is the 1st player the Ravens have selected from Auburn and the 2nd lineman tabbed in the 1st round in franchise history (Jonathan Ogden, 4th overall – 1996).

COLLEGE: *All-American* and *All-SEC 1st-team selection* by *The NFL Draft Report* as a senior...A perfect blend of power, intensity and athletic ability, Grubbs started 38 consecutive games at LG to end his career (played in 50 total)...Added *All-American 1st-team* honors from *Rivals.com*...Originally recruited as a defensive lineman, he moved to tight end during his redshirt freshman year before becoming a dominant force at LG for the Tigers...Grubbs graded at least 90% for blocking consistency in 30 of his starts and was penalized only 4 times in 2,331 plays while at Auburn...In addition, he allowed just 3 sacks and 7 pressures during that span.

2006: *All-American* and *All-SEC 1st-team selection* by *The NFL Draft Report* and was rated the best guard prospect in the country by that scouting service and *ESPN*...Added *All-American 1st-team* honors from *Rivals.com*...Consensus *All-SEC 1st-team* preseason pick...Earned SEC Offensive Lineman of the Week honors vs. Mississippi State and Arkansas State...Through 752 plays as a senior, Grubbs collected 108 key blocks, including 16 that resulted in Auburn TDs...Also led the Gs with a 92.2% grade for blocking consistency...His athleticism saw him produce 64 of those blocks downfield, and he boasted a career-blocking consistency average of 90.8%...Allowed only a half-sack while providing stellar protection for an offense that averaged 320.9 yards per game...The team averaged 148.2 yards per game rushing (75.9% of their ground yardage) and 172.7 yards passing (65.7%) behind the blocking of Grubbs.

2005: Grubbs was named to the *All-SEC 1st-team* by *The Sports Xchange* and *The NFL Draft Report* as a junior...He received the highest grade for blocking consistency (89.7%) of any offensive guard in the conference...Grubbs allowed just 2 sacks and 4 pressures, but posted 64 key blocks, including a league-high 22 that resulted in TDs...He participated in 763 plays, helping the offense average 409.8 yards per game, including an average of 194.1 yards rushing.

2004: Sophomore *All-American selection* by *The Sports Page*...Took over LG duties as a 289-pound sophomore and finished with a blocking consistency grade of 90.4%...He registered 76 key blocks and 16 TD-resulting blocks while allowing only 2 TFL and 1 pressure in 816 plays...Named the team’s *Most Improved Offensive Lineman* by the coaching staff.

2003: Ben moved from DT to TE in the preseason and appeared in 9 games as a 281-pound blocking TE, but did not have any receptions...Grubbs earned his 1st-career start when the team opened with a double-TE formation against Louisiana-Monroe.

2002: Redshirted as a freshman, competing on the scout team as a DT.

HIGH SCHOOL, PERSONAL: Attended Elmore County (Eclectic, AL) HS, and played OL, LB and FB during his 4-year career as a starter...*SuperPrep* rated him as one of Alabama’s Top 10 prospects...He was a Class 4A All-State selection as an OL by the *Alabama Sports Writers Association*, adding All-County and All-Metro accolades as an OLB...He registered 150 tackles, 6 sacks and an INT as a senior...He also rushed for 130 yards on 28 carries, scoring twice, and caught 7 passes for 50 yards that year...As a junior, Grubbs posted 110 tackles, 4 sacks and 1 INT...He also lettered 4 times on the basketball team as a forward...Graduated from Auburn in May, 2006 with a degree in public administration and a minor in business...Full Name: Benjamin Richard Grubbs.





16 YAMON FIGURS

WIDE RECEIVER/RETURN SPECIALIST

YEARS IN NFL: ROOKIE HT: 5-11 WT: 175

COLLEGE: KANSAS STATE

HS: WESTWOOD (FORT PIERCE, FL)

BORN: 1/10/83, FORT PIERCE, FL

JOINED RAVENS: DRAFT 3A (74TH), 2007

PRO: Yamon Figurs was the 74th selection (3rd round) of the 2007 NFL Draft... "Figurs is a guy who is one of our favorite players this year," stated Ravens director of college scouting Eric DeCosta. "He's very explosive, if you've seen the clips of him. Certain guys are fast, and certain guys play fast. When you watch him on tape, you see an unbelievable speed and acceleration. It's not usual that you get a guy that the special teams coach loves, the coaches love and the scouts love. He gives us a lot of explosion as a return man and on offense..." Figurs is the 1st-ever Raven to be drafted out of Kansas State.

COLLEGE: One of the nation's premier return specialists and a dangerous deep threat during his 3-year career at Kansas State... Earned *1st-team All-Big 12* honors as a return specialist... He played in 34 games, starting 29 at WR... Finished his career with 73 catches for 1,144 yards to rank 18th in K-State's career receiving yards... Also posted 5 rushes for 79 yards... Registered 48 punt returns for 553 yards and 21 kickoff returns for 499 yards... Figurs totaled 2,275 career all-purpose yards during his career... Finished 5th in career punt returns (48) and yards (553), 6th in PR average (11.5 avg.) and 6th in career PR TDs (2)... Also ranked 7th in career KOR average (23.8), with 21 returns for 499 yards... Scored 11 TDs during his career (6 receiving, 2 rushing, 2 PRs and 1 KOR)... Figurs also tallied 19 tackles and 3 FRs on special teams as one of the Big 12's top performers on coverage units.

2006: Earned *1st-team All-Big 12* honors as a return specialist and *honorable mention* honors at WR from the league's coaches... Also a *1st-team All-Big 12* selection by the *Houston Chronicle* and an *honorable mention* choice by *The Associated Press*... Started and played in 12 of K-State's 13 games during his senior campaign... Missed the season finale at Kansas after suffering a concussion vs. Texas... Following the season, he was selected to play in the Hula Bowl All-Star Game in Honolulu... Finished 3rd for the Wildcats in receiving with 28 catches for 418 yards... Led the team in receiving TDs (3) and tied for the team lead in total TDs (7)... Had 3 rushes for 71 yards, 2 of which went for scores... Ranked 5th in the nation in PRs, averaging 14.7 per attempt with 2 TDs... His 14.7-yard PR average ranked 3rd in K-State single-season history... Had the longest PR in the Big 12 in 2006, netting an 81-yarder for a TD against Illinois State... Recorded 2 100-yard receiving games... Top performances came against Texas when he posted a career-high 123 receiving yards and 2 TDs... Also had a 52-yard PR that set up a score against the Longhorns, en route to earning Big 12 Special Teams Player of the Week honors... Caught 4 passes for 101 yards at Baylor, including a career-long 68-yarder... Returned a punt 76 yards for K-State's lone TD during the Texas Bowl vs. Rutgers.

2005: Saw action in all 11 games with 9 starts as a junior... Finished 4th on the team in receiving, hauling in 14 receptions for 243 yards and 1 TD... Averaged a team-best 17.4 yards per catch... Five of his 14 catches went for 20 yards or more, including a season-long 52-yard TD vs. Texas A&M... Had a season-high 3 grabs in 3 separate games, including a season-best 84 receiving yards vs. North Texas... In that game vs. the Mean Green, Figurs posted catches of 50 and 22 yards.

2004: Played in all 11 games, recording 8 starts... Led the Wildcats with 483 receiving yards... Had 4 contests with 80-or-more receiving yards... Totaled 31 receptions, including a pair of TDs, and averaged 15.6 yards per catch... Led the team in long receptions with 11 grabs of 20-or-more yards, including 5 of 30-plus... Had a season-best 106 receiving yards on 4 catches (26.5 avg.) at Kansas, including a season-long 51-yarder and a 48-yard catch... The 51-yard grab came on a 4th-and-6 play late in the 4th quarter that set up the Wildcats' final TD... Hauled in a season-high 6 grabs vs. both Oklahoma and Colorado... Finished with 80 receiving yards against the Sooners, including a 38-yard TD from QB Dylan Meier that gave K-State a 14-7 lead... Registered 3 catches for a team-high 91 yards against Texas Tech, including a 44-yard over-the-shoulder snag... Had 5 catches for 84 yards in his career debut vs. Western Kentucky, including a 35-yarder and a 24-yarder... Tallied his 1st-career TD at Texas A&M on a 20-yard reception... Earned K-State's "Shorty" Kleinau Award, which represents loyalty, hard work and commitment.

JUNIOR COLLEGE: Earned All-Jayhawk Conference honorable mention at wideout as a redshirt freshman in 2003 at Garden City (KS) Community College... Had 25 receptions for 480 yards with 6 TDs... Ranked 8th in the conference in receiving yards per game despite playing in a run-oriented attack that averaged only 127.0 passing yards per game... Also ranked 10th in the conference in all-purpose yardage (97.9 ypg), 4th in KOR average (28.1, including 1 TD) and 7th in punt return average (12.9).

16 YAMON FIGURS

HIGH SCHOOL, PERSONAL: Figurs received his bachelor's degree in social science at Kansas State in December of 2006...Attended Westwood (Fort Pierce, FL) HS, where he was a 3-year-starter...Earned All-Conference and All-Area honors as a senior...Also lettered in track and field and basketball...Ran an 11.01 into a stiff headwind to place 2nd in the 100-meter dash at the 2001 Florida State 2A meet...Nickname is "Yo"...Name is pronounced: YA-mahn Figures.

REGULAR SEASON

RECEIVING

Year	Team	GP	GS	No.	Yds.	Avg.	LG	TD
2004	Kansas St.	11	8	31	483	15.6	51t	2
2005	Kansas St.	11	9	14	243	17.4	52t	1
2006	Kansas St.	12	12	28	418	14.9	68t	3
Totals		34	29	73	1144	15.7	68t	6

RUSHING

Year	Team	GP	GS	No.	Yds.	Avg.	LG	TD
2004	Kansas St.	11	8	2	8	4.0	11	0
2005	Kansas St.	11	9	0	0	0.0	0	0
2006	Kansas St.	12	12	3	71	23.7	38t	2
Totals		34	29	5	79	15.8	38t	2

KICKOFF RETURNS

Year	Team	GP	GS	No.	Yds.	Avg.	LG	TD	PUNT RETURNS				
									No.	Yds.	Avg.	LG	TD
2004	Kansas St.	11	8	0	0	0.0	0	0	19	138	7.3	54	0
2005	Kansas St.	11	9	12	296	24.7	98t	1	7	92	13.1	35	0
2006	Kansas St.	12	12	9	203	22.6	41	0	22	323	14.7	81t	2
Totals		34	29	21	499	23.8	98t	1	48	553	11.5	81t	2

RAVENS DRAFT=PRO BOWLERS

All of the Ravens' 5 original Pro Bowl selections in 2006 - CB Chris McAlister (3rd Pro Bowl), T Jonathan Ogden (10th Pro Bowl), S Ed Reed (3rd Pro Bowl), OLB Terrell Suggs (2nd Pro Bowl) and OLB Adalius Thomas (2nd Pro Bowl) - entered the league as Baltimore draft picks. Of the 8 NFL teams that had at least 4 Pro Bowlers named to last season's squad, the Ravens were the only team that drafted *each* of their Pro Bowl performers.

2006 PRO BOWLERS / DRAFT HISTORY

Team	2006 Pro Bowlers	# Drafted By Team	Pct.
Ravens	5	5	1.000
Colts	5	4	.800
Chiefs	4	3	.750
Steelers	4	3	.750
Bears	7	5	.714
Chargers	9	5	.556
Cowboys	4	2	.500
Seahawks	4	2	.500

Note: Totals do not include Pro Bowl alternates who were later added to the official All-Star roster due to injury situations, including Baltimore LBs Ray Lewis, Bart Scott and QB Steve McNair (who was not drafted by the Ravens).





73 MARSHAL YANDA

GUARD/TACKLE

YEARS IN NFL: ROOKIE **HT:** 6-3 **WT:** 310
COLLEGE: IOWA
HS: ANAMOSA (IA)
BORN: 9/15/84, CEDAR RAPIDS, IA
JOINED RAVENS: DRAFT 3b (86TH), 2007

PRO: Marshal Yanda was selected by the Ravens in the 3rd round as the 86th-overall pick in the 2007 NFL Draft. Yanda was the 2nd offensive lineman picked by Baltimore in 2007, following 1st-rounder Ben Grubbs (Auburn), who was the 29th-overall pick. "He's [Yanda] a guy that can now start to develop as a tackle, but can also play the offensive guard position," said GM Ozzie Newsome... Yanda is the 1st player ever drafted by the Ravens from Iowa.

COLLEGE: Former Ravens assistant head coach/offense, Kirk Ferentz (1996-98) said Yanda "Was one of the finest offensive linemen to suit up for the Hawkeyes in recent years"...Started 25 games during his career, including 4 at LG, 5 at LT and 16 at RT...He not only provided stellar pass protection and opened huge holes for the ground game, but his ability to play multiple positions proved invaluable when injuries hit the Iowa front wall...Despite playing only 2 seasons with the Hawkeyes, he earned instant respect from his teammates and coaches due to his tireless work ethic...Yanda earned the team's *Hawkeye Hustle Award* for his performance in his 1st year at Iowa in 2005, as he started the team's 1st 4 games at LG before shifting to RT for the rest of the campaign...Collected 57 knock-down blocks with 7 TD-resulting blocks for an offense that averaged 432.4 yards per game...Was a *3rd-team All-American* choice by *The NFL Draft Report* in 2006 and earned *2nd-team All-Big Ten* honors from the league's coaches...Yanda delivered 74 knockdowns and helped clear the way for 11 TDs.

2006: *All-Big Ten Conference 2nd-team* selection by *The NFL Draft Report* and the league's coaches...Started every game, lining up at RT in 8 contests and at LT in the other 5, including the Alamo Bowl vs. Texas...Served as offensive team co-captain...Helped the team average 383.3 yards per game in total offense and average 239.8 yards passing...Part of an offensive line that allowed 23 sacks and 10 pressures...Registered 74 knockdown blocks with 11 TD-resulting blocks...Allowed 3 sacks and 1 pressure and was penalized just 5 times.

2005: Joined the team for spring practices after enrolling at Iowa in February...Recipient of the *Hawkeye Hustle Award*...Started every game, lining up at LG in 4 games before shifting to RT for the rest of the schedule...Posted 57 knockdowns with 7 TD-resulting blocks, as part of an offensive line that allowed only 11 sacks...Helped the offense generate 432.4 yards per game, including 257.8 yards passing.

JUNIOR COLLEGE: Attended North Iowa Area (Mason City, IA) Community College in his 1st 2 years (2003-04)...Earned All-Region honors in consecutive seasons and was an *honorable mention All-American* as a sophomore...Yanda started at LG in 2003 and at RT in 2004.

HIGH SCHOOL, PERSONAL: At the start of the 2006 campaign, he was selected to the Leadership Council and also served as one of Iowa's offensive game captains...Was a 1st-team All-Conference selection as a senior and junior at Anamosa (IA) HS...He served as team captain his senior season, earning 3 letters as an OT and DT...He added a pair of letters in track and field, tossing the discus and shot put, and lettered twice in basketball...Upon graduating from high school, Yanda enrolled at North Iowa Area (Mason City, IA) Community College (2003-04)...He earned All-Region honors in consecutive seasons and was honorable mention All-American as a sophomore...The 2-year starter lined up mostly at LG as a freshman and at RT during his sophomore campaign...Was an economics major at Iowa...Full name: Marshal John Yanda.

DID YOU KNOW?

Though the Ravens had 11 players on their roster with significant NFL experience (at least 100 games played) last season, Baltimore also boasted a fine crop of young talent. Based off rosters through 2006's week 17, the Ravens had 11 rookies on their team, which tied as the 5th-most in the NFL in 2006. Only the Packers (16), Browns and Chiefs (13 each) and the Cowboys and Jaguars (12 each) had more than Baltimore.

Note: Baltimore had 5 rookies start at least 1 contest last season, with DT Haloti Ngata (16), S Dawan Landry (14), G Chris Chester (4), TE Quinn Sypniewski (3) and WR Demetrius Williams (1) receiving starting game action. Of the 11 rookies, 9 played in 2006.



50 ANTWAN BARNES

OUTSIDE LINEBACKER

YEARS IN NFL: ROOKIE **HT:** 6-1 **WT:** 240
COLLEGE: FLORIDA INTERNATIONAL
HS: NORLAND (MIAMI, FL)
BORN: 10/19/84, MIAMI, FL
JOINED RAVENS: DRAFT 4A (134TH), 2007

PRO: Antwan Barnes was picked with the 134th-overall selection in the 4th round of the 2007 NFL Draft. "Antwan Barnes is an outside linebacker/pass-rusher that we picked up from FIU. Barnes was the last player I watched on tape," said general manager Ozzie Newsome. "Eric [DeCosta, director of college scouting] came to me and said, 'You've got to watch this guy. He can do some things that are attractive to our organization.' So, [I watched him], and he is an explosive player." Barnes was the 1st defensive player taken by the Ravens in 2006 and the 1st player from Florida International to be drafted by an NFL team...Has Gary Stills-like special teams abilities.

COLLEGE: Florida International's *career record holder with 23 sacks*...Feared pass rusher, who is a capable run stuffer, an explosive pass rusher...Finished his career as only the 6th player in Golden Panthers history to amass more than 200 tackles (224)...Earned *1st-team Sun Belt Conference* honors 2-years-straight as a junior and as a senior...Also holds the Golden Panthers all-time record with 57 TFL, shattering the previous mark of 29...Barnes' 11 sacks in 2005 broke the season record of 6, 1st set in 2002, and matched in 2004...Returned his 1st career INT for a 51-yard TD in 2004...In 45 games at FIU, Barnes started 38 times (21 at DE, 17 at LB)...Posted 6 FFs and 2 FRs...Deflected 5 passes and intercepted 2 others, returning both for TDs, while gaining a total of 74 yards...Also blocked 3 kicks.

2006: *All-Sun Belt Conference 1st-team* selection...Started every game at strong-side DE, helping the team rank 28th nationally in total defense (300.9), 4th in pass defense (147.67 ypg) and lead the Division 1-A ranks with an average of 8.17 TFL per game...Recorded a career-high 69 tackles (42 solos), the 3rd-best total on the team...Had 6 sacks (-51 yards) and 2 QB pressures...Ranked 3rd in the nation with an average of 1.88 stops behind the line of scrimmage per game, finishing with 22.5 TFL (-87 yards)...Posted 1 FR and 1 PD...Returned his 2nd career INT 23 yards for a TD...Barnes' 4 sacks vs. Middle Tennessee in 2006 broke his own school's game-record (3 sacks) vs. Arkansas State in 2005.

2005: *All-Sun Belt Conference 1st-team* choice...Began the season as a reserve OLB, but moved into the starting lineup at DE in the team's 3rd game...Ranked 6th in the nation with an average of 1 sack per game and ranked 2nd in the conference with an average of 1.41 TFL per game...Set then-FIU single-season records with 11 sacks (-72 yards) and 15.5 TFL (-87 yards)...Posted 1 FF and 3 FRs...Also blocked 2 punts that led to FIU TDs.

2004: Played in 10 games, starting vs. Youngstown State, Louisiana-Lafayette and Florida Atlantic at strong-side OLB...Recorded 53 tackles (30 solos) with 3 sacks (-23 yards) and led the team with 8 TFL (-34 yards)...Caused 2 fumbles and deflected a pair of passes...Intercepted 1 pass for a 51-yard TD return and returned a blocked punt 13 yards.

2003: Took over OLB duties as a true freshman, starting all 12 games...Registered 57 tackles (28 solo) with 3 sacks (-18 yards) and led the squad with 11 TFL...Blocked 1 kick, posted 1 FF and 2 PD.

HIGH SCHOOL, PERSONAL: Majored in liberal studies at FIU...Attended Norland (Miami, FL) HS playing football for head coach Nigel Dunn...Was an All-State 1st-team LB who was touted by several recruiting services as FIU's best-ever football recruit...He was listed on the *Miami Herald's* Top-20 in the Miami-Dade County area and helped lead Norland to the Class 6A State Championship as a senior...During the regular season, he recorded 65 tackles, 30 TFL and 13 sacks...In 5 playoff games, he racked up another 51 tackles, 20 TFL, and 14 sacks, including posting 2 sacks and recovering 1 fumble in the State Championship game...Earned 2nd-team All-County honors...As a Vikings' wrestler, Barnes was a 2-time district champion, a regional runner-up and a state qualifier.

REGULAR SEASON

Year	Team	GP	GS	TACKLES				INTERCEPTIONS				FUMBLES				
				TT	Solo	Asst	SK	Yards	No.	Yds.	Lg	TDs	PD	FF	FR	Yds.
2003	Florida Int.	12	12	57	28	29	3.0	18	0	0	0	0	2	1	0	0
2004	Florida Int.	10	3	53	30	23	3.0	20	1	51	51	1	2	2	0	0
2005	Florida Int.	11	9	45	27	18	11.0	72	0	0	0	0	0	3	1	0
2006	Florida Int.	12	12	69	42	27	6.0	51	1	23	23	1	1	0	1	0
Totals		45	38	224	127	97	23.0	164	2	74	37.0	2	51	6	2	0

Additional Statistics: Blocked Punt Returns: 2004 (1-13); 2005 (1-23)





37 LE'RON McCLAIN

FULLBACK

YEARS IN NFL: ROOKIE HT: 6-0 WT: 260

COLLEGE: ALABAMA

HS: TUSCALOOSA COUNTY (NORTHPORT, AL)

BORN: 12/27/84, FORT WAYNE, IN

JOINED RAVENS: DRAFT 4B (137TH), 2007

PRO: Le'Ron McClain was picked with the 137th-overall selection in the 4th round of the 2007 NFL Draft. "We talked about getting the No. 1 player at the position, at guard, with [Ben] Grubbs," said Ravens general manager Ozzie Newsome. "We did the same thing with [Le'Ron] McClain. As has been talked about on the [draft] telecast, you can get a good player on the second day at certain positions because people just don't draft them. Everybody here realized that we lost a real good player in Ovie Mughelli and that we were able to come back and get Le'Ron McClain. It was amazing the number of text [messages] and calls that we got from other teams around the league that had similar feelings that we did about Le'Ron. We knew that there was one team that was trying to trade up to get him – thank God for compensatory picks that you can't trade – so we knew we were going to be able to get him, and they knew that also."...McClain is the 4th player the Ravens have selected from Alabama and the 1st FB drafted by the Ravens since 2005 when they took Justin Green (5th round, 158th overall).

COLLEGE: Named team captain as a senior, McClain is a punishing lead blocker, who led the way for the Crimson Tide to pick up 3,310 rushing yards over his final 2 years as a starter...He also possesses soft hands out of the backfield...Saw action in 48 career games at Alabama, starting 29, including 19 in a row to close out his college career...Was tackled for a loss just once in his career (37 attempts) and was also a standout special teams player for the Tide...Posted 575 all-purpose yards at Alabama carrying the ball 37 times for 170 yards (4.6 ypc) and 2 TDs, and totaling 48 receptions for 405 yards and 8 TDs.

2006: Started all 13 games at FB and helped the rushing attack average 123.1 yards per game, racking up 1,600 yards in 2006...He also carried 11 times for 64 yards (5.8 avg) as a senior...Finished 4th on the team with a career-high 20 receptions for 175 yards (8.8 avg.) and 3 TDs...Amassed 239 all-purpose yards and added 4 tackles (3 solo) on the punt coverage team...He played a total of 616 snaps with a season-high 67 at Arkansas as a senior.

2005: Played in all 12 games, starting 10 and totaled 179 all-purpose yards finishing the season with 39 yards on 8 carries (4.9 avg.) and hauled in 18 receptions for 140 yards and 2 TDs...Totaled 179 all-purpose yards...Also recorded 3 solo special teams tackles...Helped pave the way for the Tide to rush for 1,170 yards, averaging 142.5 yards per game.

2004: Saw action in 12 games, starting 5 (including the final 4) after starting FB Tim Castille was lost with a knee injury...Finished with 121 all-purpose yards, carrying the ball 17 times for a career-high 66 yards and 2 TDs...Caught 8 passes for 55 yards and 3 TDs as a sophomore.

2003: Saw action in 11 games, starting 1, while missing 2 with turf toe...Carried the ball just once and caught 2 passes for 35 yards as a freshman.

HIGH SCHOOL, PERSONAL: Attended Tuscaloosa County (Northport, AL) HS...Super All-State selection and rated the 4th-best prospect in Alabama by *Border Wars*, a college recruiting service...Averaged 6.5 yards per carry, posting 1,071 yards rushing and 15 TDs on 165 carries...Also hauled in 5 receptions for 110 yards...As a junior, McClain rushed 135 times for 1,007 yards (7.5 avg.) and 21 scores...As a starter on defense, he recorded 86 tackles, 3 sacks and 1 INT...Was a human environmental sciences major at Alabama...Full name: Le'Ron De'Mar McClain.

REGULAR SEASON

RUSHING

Year	Team	GP	GS	No.	Yds.	Avg.	LG	TD
2003	Alabama	11	1	1	1	1.0	1	0
2004	Alabama	12	5	17	66	3.9	14	2
2005	Alabama	12	10	8	39	4.9	13	0
2006	Alabama	13	13	11	64	5.8	15	0
Totals		48	29	37	170	4.6	15	2

RECEIVING

No.	Yds.	Avg.	LG	TD
2	35	17.5	29	0
8	55	6.9	24	3
18	140	7.8	21	2
20	175	8.8	26	3
48	405	8.4	29	8



11 TROY SMITH

QUARTERBACK

YEARS IN NFL: ROOKIE **HT:** 6-0 **WT:** 225
COLLEGE: OHIO STATE
HS: GLENVILLE (CLEVELAND, OH)
BORN: 7/20/84, CLEVELAND, OH
JOINED RAVENS: DRAFT 5 (174TH), 2007

PRO: Troy Smith was the 174th selection (5th round) of the 2007 NFL Draft...Stated Ravens director of college scouting Eric DeCosta: "I love his poise. He's got a leadership to him that is unique at his position in college football. He's respected. He's got an absolute cannon for an arm. We think he's got a lot of upside to help us and emerge as a backup quarterback at some point and maybe more than that"...Added Ravens head coach Brian Billick: "Troy's story should not be about where he ended up in the draft. The story is how he came from being a part-time running back to a part-time quarterback to beating out one of the nation's most highly-recruited players. He then guided his team to two Big 10 Titles and a place in the [2007] National Championship game. This young man has a presence. He is going to do well on and off the field."...Smith is the 1st Ohio State player ever drafted by the Ravens.

COLLEGE: Named the **2006 Heisman Trophy winner** as college football's top player...Was a **1st-team selection** to the **Walter Camp All-American** squad and a **1st-team All-American** honoree by *The Associated Press*, the *American Football Coaches Association*, the *Football Writers Association of America* and the *Sporting News*...Entered the NFL after working his way up to become one of the finest all-around QBs in college football...Noted for his composure, leadership and big-play prowess, he excelled in the spotlight at Ohio State...Originally recruited for his overall athletic ability, Smith made his way onto the field as a slash back and kick returner early in his career...Determined to excel at QB, he beat out a stellar crop of talented QBs (including Justin Zwick, the nation's top recruit) to emerge as OSU's starter midway through his sophomore campaign...In his final 2 seasons with the Buckeyes, Smith developed into perhaps the most dynamic leader on the collegiate scene...During his senior campaign, he earned Ohio State's 7th Heisman Trophy, joining Les Horvath (1944), Vic Janowicz (1950), Howard "Hopalong" Cassidy (1955), Archie Griffin (1974 and 1975) and Eddie George (1995) in the elite OSU fraternity...Completed 203 of 311 passes (65.3%) for 2,542 yards, a school-record 30 TDs and just 6 INTs his senior season...Also won the **2006 Walter Camp Player of the Year Award** and the **2006 Davey O'Brien Award** (top QB)...Was a finalist for the Maxwell Player of the Year Award and the Johnny Unitas Golden Arm Award (top senior QB)...Known for his strong and accurate arm, he is also elusive and has a scrambling ability to keep plays alive...He connected on 420 of 670 attempts (62.7%) for 5,720 yards, 54 TDs and a mere 13 INTs during his career...The 54 TD passes were 3 short of a school record...His passing yardage (5,720) ranks 6th in school annals, while his 6,874 yards of total offense rank 3rd in school history...Topped the 300-yard total offense mark 6 times, tying the school record...Smith threw for 300-or-more yards 3 times in his career, gaining 300 vs. Michigan in 2005, 342 vs. Notre Dame in the 2006 Fiesta Bowl and 316 vs. Michigan in 2006...Also added 1,168 rushing yards on 298 carries (4.0 avg.) and 14 TDs during his time at OSU...Smith finished his Buckeyes career 25-3 as a starter, including a 10-2 mark against ranked teams and a 3-0 ledger against rival Michigan...Impressively, Smith became the 1st Ohio State QB since Tippy Dye (1934-36) to lead the Buckeyes to 3-consecutive victories over Michigan...He engineered his team to a pair of late comeback wins over the Wolverines in 2004 and 2005, by putting together 2 long-scoring drives in the 4th quarters of both contests.

2006: Named the **2006 Heisman Trophy winner** as college football's top player...Was a **1st-team selection** to the **Walter Camp All-American** squad and a **1st-team All-American** honoree by *The Associated Press*, the *American Football Coaches Association*, the *Football Writers Association of America* and the *Sporting News*...Started all 13 games as a senior during the Buckeyes' 12-1 season...Completed 203 of 311 passes (65.3%) for 2,542 yards, a school-record 30 TDs and just 6 INTs to also nab the *Sporting News Player of the Year* honors...Smith was voted by his teammates as OSU's 2006 Most Valuable Player...Named the **Big Ten's Offensive Player of the Year** and garnered **1st-team All-Big Ten** honors...Guided the Buckeyes to an appearance in the BCS National Championship game against Florida...Was picked off just 6 times during the season, with 3 of those coming off deflections...Smith led the Big Ten in passing efficiency with a 161.9 rating and also was tops in TD passes (30)...He threw at least 1 TD pass in 11 of the Buckeyes' 13 games and had 2 or more TD tosses in 9 of those contests...Also rushed for 204 yards and a TD on the year...He threw a career-high 4 TD passes against Iowa, Indiana, Northwestern and Michigan...Topped 200 yards passing in 6 of the team's 13 games, throwing for a season-high 316 yards in the regular-season finale victory over the No. 2 Wolverines...Threw for a pair of scores to lead OSU to a 24-7 triumph over then-No. 2 Texas in the 2nd game of the season...Tallied back-to-back 4-TD games at Northwestern and vs. Michigan, while registering 185 and 316 passing yards, respectively...Smith became the only Ohio State player to throw 4 TDs against Michigan in the 103 meetings between the 2 teams...He



11 TROY SMITH

was named the Walter Camp and Cingular All-America National Player of the Week after the Michigan victory, a crucial win that placed the Buckeyes in the BCS title game... Won Big Ten Player of the Week honors 5 times in 2006.

2005: Had a sensational junior campaign by leading the Buckeyes to a 10-2 record and a share of the Big Ten championship...Started 10 of 11 games and guided OSU to 7-consecutive victories to end the year...Was 149-of-237 passing on the season for 2,282 yards, 16 TDs and 4 INTs...Also added 611 rushing yards on 136 attempts (4.5 avg.) to finish 2nd on the team in rushing...Smith became the 1st QB in OSU annals to run for 500 yards and throw for 2,000 yards in the same season...He racked up 337 yards of total offense against Michigan to cap the regular season and then followed up that performance 6 weeks later with 408 yards against Notre Dame in the Buckeye's 34-20 Fiesta Bowl win...Smith earned the *Fiesta Bowl MVP* honors, throwing for a career-high 342 yards and 2 TDs...He also ran for another 66 yards...His Fiesta Bowl passing yardage figure topped his previous high of 300 yards against Michigan in the '05 regular-season finale...Against the Irish, Smith became only the 2nd player in Ohio State annals to break the 400-yard mark in total offense in a game (Art Schlichter had 412 against Florida State in 1981)...Smith totaled 27 TDs as a junior, 16 via the air and 11 on the ground...He led the Big Ten and finished 6th nationally in passing efficiency, throwing for 2,282 yards and completing 63 percent of his passes...His 11 rushing scores on the year were 3 shy of the school record for rushing TDs by a QB (Les Horvath had 14 in 1944)...Smith had 4 games (Iowa, Illinois, Michigan and Notre Dame) in which he totaled more than 300 yards in total offense...He averaged 263 yards per contest in total offense...Smith scampered for a season-high 127 yards against Iowa...Tallied 2-or-more TD passes in a game 5 times during the season...His 85-yard bomb to WR Santonio Holmes in the Fiesta Bowl is the 2nd-longest TD pass in Buckeyes history.

2004: Began his sophomore season as the backup to Justin Zwick, but took over as the starter in game 7 after Zwick injured a shoulder the previous week at Iowa...Smith led OSU to a 4-1 finish down the stretch, capping the season with 896 yards passing and 339 yards rushing...Connected with WR Anthony Gonzalez on a 68-yard TD strike on the Buckeyes' 5th play from scrimmage in the Michigan game to give OSU an early 7-0 lead...Smith accounted for 3 TDs against Michigan (2 passing and 1 rushing)...Rushed for 145 yards against the Wolverines to become the 1st Buckeyes' QB since Rod Gerald in 1977 to top the 100-yard barrier on the ground...Smith completed his 1st college pass against Cincinnati, hooking up with Santonio Holmes on a 23-yard, 4th-quarter TD strike.

2003: Played in 10 games, but was used primarily as a slash back and on kick off returns...Made his debut in the season opener against Washington and had a 2-yard run...Also had 2 carries against Northwestern...His longest KOR was 18 yards at Indiana.

2002: Redshirted his true freshman season...Smith was the last player to sign with the Buckeyes in the winter of 2002...After receiving multiple offers to play QB elsewhere, he was intent on attending Ohio State...The Buckeyes recruited Smith to the team because of his overall athletic ability.

HIGH SCHOOL, PERSONAL: Played his 1st 2 years at St. Edward (Lakewood, OH) HS, but transferred to Glenville (Cleveland) HS as a senior...Threw for 969 yards and 12 TDs as a senior, leading Glenville to the state playoffs...Played 3 years of basketball and ran track (high jump, long jump and 1,600-meter relay)...Older brother, Rod, played guard at Ohio State in the early 1990s, and another brother, Andre, played at Bowling Green...A 3rd sibling, Irvin White, played at Walsh College...Graduated from OSU at the end of the 2006 spring quarter with a bachelor's degree in communications.

REGULAR SEASON

PASSING

Year	Team	GP	GS	Att.	Comp.	Pct.	Yds.	Avg./			
								Att.	TD	INTs	LG
2003	Ohio St.	10	0	0	0	0.0	0	0.0	0	0	0
2004	Ohio St.	8	5	122	68	55.7	896	7.3	8	3	68
2005	Ohio St.	11	10	237	149	62.9	2,282	9.6	16	4	85
2006	Ohio St.	13	13	311	203	65.3	2,542	8.2	30	6	58
Totals		42	28	670	420	62.7	5,720	8.5	54	13	85

RUSHING

Year	Team	GP	GS	No.	Yds.	Avg.	LG	TD
2003	Ohio St.	10	0	3	14	4.7	8	0
2004	Ohio St.	8	5	82	339	4.1	46	2
2005	Ohio St.	11	10	136	611	4.5	28	11
2006	Ohio St.	13	13	72	204	2.8	34	1
Totals		42	28	293	1168	4.0	46	14



54 PRESCOTT BURGESS

LINEBACKER

YEARS IN NFL: ROOKIE HT: 6-3 WT: 240

COLLEGE: MICHIGAN

HS: WARREN G. HARDING (WARREN, OH)

BORN: 3/6/84, WARREN, OH

JOINED RAVENS: DRAFT 6 (207TH), 2007

PRO: Prescott Burgess was selected by the Ravens in the 6th round as the 207th-overall pick in the 2007 NFL Draft...Burgess was the 2nd LB picked by Baltimore in 2007, following Antwan Barnes (Florida International), who was selected in the 4th round...“Prescott has size,” said director of college scouting Eric DeCosta. “He runs well, he’s a thumper, he can blitz and he can play in coverage. We like his versatility. At the Senior Bowl, if you watched the game, the special teams tape, he’s one of the guys flying down the field to make plays.”

COLLEGE: The 4-year letter-winner found a home at OLB, starting at that position his last 2 seasons...A versatile athlete, Burgess also has experience at ILB (where he will play for the Ravens)...Saw action in 46 games, starting 20 at Michigan...He recorded 171 tackles (102 solo) with 4 sacks (-34 yards) and 10.5 TFL (-79 yards)...He also tallied 2 FFs, 2 FRs, 10 PD and 4 INTs, including 1 for a TD, compiling 110-career INT return yards (27.5 avg)...Named an *All-Big Ten Conference honorable mention* honoree his final 2 years (2005-06)...Part of a 2006 team that set the Michigan season-record for fewest rushing yardage allowed (43.4 ypg.), breaking the previous mark of 65.8 yards per game by the 1971 Wolverines...Average was the lowest in a season by a Division I-A team since the 1993 University of Arizona squad (30.1 yards per game on the ground).

2006: *All-Big Ten Conference honorable mention*...Co-recipient of Michigan’s Outstanding Defensive Contributor Award...Named Big Ten Defensive Player of the Week and Nagurski National Defensive Player of the Week for his performance vs. Notre Dame...Played in 12 games (9 starts) at OLB, sitting out the Indiana clash after suffering a sprained ankle the previous week...Shared playing time with Chris Graham until Graham was injured...Finished 2nd on the team with 48 tackles (33 solo), had 3 sacks (-28 yards) and 6.5 TFL...Added 3 PD and 2 INTs, including 1 for a TD.

2005: *All-Big Ten Conference honorable mention*...Started 11 of 12 games at OLB...Ranked 3rd on the team with a career-high 81 tackles (47 solo)...Had 1 sack (-6 yards), 4 TFL (-43 yards) and 2 FFs...Deflected 5 passes and had 1 INT...Named ABC Player of the Game vs. Penn State.

2004: Played in 11 games as a reserve ILB and special teams contributor...Recorded 27 tackles (13 solo) and 2 FRs...Returned an INT 23 yards and deflected 1 pass.

2003: Played in 12 games, seeing action as an ILB and on special teams...Registered 15 tackles (9 solo) and 1 PD.

HIGH SCHOOL, PERSONAL: Attended Warren G. Harding (Warren, OH) HS...Heralded prep player who received a number of awards including a 2002 Riddell Footwear, *CNN/SI.com*, *G&W Recruiting Report* and *The Insiders.com* All-American selection...Named to Tom Lemming’s 2003 Super Team and was an All-State 1st-team choice as a junior and senior...Rated the 2nd-best DB in the nation by *College Football News* and ranked 3rd among the nation’s LBs and the 3rd-best overall player in the Midwest by *SuperPrep*...Ranked 2nd among the country’s safeties on the *Prep Football Report* and was listed as the best safety in the nation by *Rivals100.com*...*G&W Recruiting Report* rated him the 2nd-best defensive player in the nation, top DB and best player in the Midwest...Named to *PrepStar’s* Dream Team Top 100 list and was selected to play in the 2003 U.S. Army All-American Bowl...A hand injury limited Burgess to 33 tackles as a senior, but he registered 88 tackles as a junior and 71 more as a sophomore, collecting 192 career stops (108 solo)...Also lettered in basketball, averaging 17 points and 12 rebounds as a junior, and competed on the school’s track team...Was a general studies major, enrolled in the College of Literature, Science and the Arts at Michigan...Cousin of former Michigan Wolverine (1991-93) CB Alfie Burch...Full name: Prescott Ennis Burgess.

REGULAR SEASON

Year	Team	GP	GS	TACKLES				INTERCEPTIONS				FUMBLES				
				TT	Solo	Asst	SK	Yards	No.	Yds.	Lg	TDs	PD	FF	FR	Yds.
2003	Michigan	12	0	15	9	6	0.0	0	0	0	0	0	1	0	0	0
2004	Michigan	11	0	27	13	14	0.0	0	1	23	23	0	1	2	0	0
2005	Michigan	12	11	81	47	34	1.0	6	1	21	21	0	5	0	2	0
2006	Michigan	12	9	48	33	15	3.0	28	2	66	35	1	3	0	0	0
Totals		47	20	171	102	69	4.0	34	4	110	35	1	10	2	2	0



2007 SECOND-YEAR PLAYER



91 KEYONTA MARSHALL *Defensive Tackle*

College: Grand Valley State Ht: 6-1 Wt: 330 Born: 8/13/81 in Saginaw, MI

Marshall was signed as a free agent by the Baltimore Ravens on 6/5/07...Waived by the New York Jets on 5/22/07...Activated (reserve list) by the Jets on 2/5/07...Signed (reserve/future) by the Jets on 1/8/07...Waived by the Philadelphia Eagles (non-football illness) on 9/2/06...Allocated to NFL Europa by the Eagles on 1/10/06...Signed to Philadelphia's active roster from its practice squad on 10/8/05...Signed to the Eagles' practice squad on 9/5/05...Waived by Philadelphia on 9/3/05...Originally selected by Philadelphia in the 7th round (247th overall) of 2005 NFL Draft...Big, athletic D-lineman with good hands...Spent time on the New York Jets' practice squad in 2006 after playing in 1 game his rookie year with the Philadelphia Eagles...Posted 2 tackles in his debut with the Eagles...**2006: (with New York Jets)** Spent time on the Jets' practice squad after being signed on 11/7/06...**2005: (with Philadelphia)** Saw action in 1 game, posting 2 solo tackles after being signed to the Eagles' active roster from their practice squad on 10/8/05...Spent the remainder of the season on the 53-man roster, but was inactive for 12 games...**College:** A Division II standout, Marshall was a 3-time AFCA All-American, earning 1st-team honors as both a junior and senior...Also took home MVP honors from the 2004 Cactus Bowl for Division II All-Stars...In his career, Marshall recorded 230 tackles, 26 sacks and 69 TFL...Transferred to Grand Valley State after 1 season at Hawaii, went on to earn GLIAC Defensive Lineman of the Year 3 straight years...As a senior, started 10 of 13 games played and tallied 66 tackles, 6 sacks, 25 TFL, 3 FFs and 3 FRs...As a junior, recorded 44 tackles, 4 sacks, 9 TFL, 2 FFs, 2 FRs and 2 blocked kicks...As a sophomore, registered career-highs with 79 tackles and 12 sacks along with 23 TFL and 1 blocked kick...Tallied 41 tackles, 12 TFL, 4 sacks and 2 FRs as a freshman...**Personal:** Prepped at Saginaw (MI) HS, earning Saginaw Valley All-Conference and All-Area honors in his junior and senior...As a senior, named All-State, helping lead his team to the 1999 Division II Football State Championship...First name is pronounced KEY-on-tay.

2007 FIRST-YEAR PLAYERS



43 ROB ABIAMIRI *Tight End*

College: Maryland Ht: 6-2 Wt: 240 Born: 12/21/82 in Baltimore, MD

Rob Abiamiri was re-signed (reserve/future) and allocated to the Amsterdam Admirals of NFL Europa on 1/17/07, but injured his ankle before going overseas...Re-signed to the Ravens' practice squad on 9/3/06...Waived by the Ravens on 9/2/06...Re-signed with Baltimore on 3/23/06...Signed to the Ravens' practice squad on 11/15/05...Waived by the Ravens on 8/29/05...Originally signed with the Ravens as a rookie free agent on 4/29/05...Abiamiri spent the 2nd half of his rookie season on the Ravens' practice squad after being waived following training camp...During his Maryland career, he shared time as an H-back and TE with Vernon Davis, both often on the field together...Suffered a foot injury that limited his ability to compete in 2001 and 2002...As a senior in 2004, Abiamiri played in all 11 games, starting 4...Tallied a career-high 8 receptions for 68 yards...Saw action in all 13 games, starting 1 as a junior in 2003...Did not see any game action as a sophomore in 2002 due to a foot injury...As a redshirt freshman in 2001, he appeared in 4 games and was hampered all season by the foot injury...Redshirted as a freshman in 2000...Abiamiri was a 2000 graduate of Baltimore's Mount St. Joseph HS...Was a 2-year varsity performer...As a senior, Abiamiri earned 1st-team All-State and All-Mid-Atlantic honors from *SuperPrep* and *PrepStar*...Was also named to the *Baltimore Sun's* All-Metro team...Totaled 13 TDs as a senior (8 receiving, 2 rushing, 2 on PRs and 1 on a KOR)...Finished with 28 receptions for 779 yards...Was a 3-sport athlete (also competed in basketball and track)...Was a National Football Foundation Scholar-Athlete honoree...Played with younger brother, Paschal, on the Terps' football squad...His brother, Victor, who attended Baltimore's Gilman School, played DE at Notre Dame and was drafted by the Philadelphia Eagles in 2007...Rob majored in economics and criminology/criminal justice...Full name: Robert Obinna Abiamiri.

2007 FIRST-YEAR PLAYERS



14 ROMBY BRYANT

Wide Receiver

College: Tulsa Ht: 6-1 Wt: 181 Born: 12/21/79 in Oklahoma City, OK

Romby Bryant re-signed with the Baltimore Ravens (reserve/future) on 1/17/07...Re-signed to the Ravens' practice squad on 9/3/06...Waived by the Ravens on 9/2/06...Signed to Baltimore's practice squad on 12/7/05...Waived by the Atlanta Falcons on 11/15/05...Signed to the Falcons' practice squad on 10/5/05...Placed on the reserve/future list by the Atlanta Falcons on 1/10/05...Waived by the Arizona Cardinals on 8/23/04...Originally signed by Arizona as an undrafted rookie free agent on 4/30/04...A quick receiver with soft hands and good athletic ability...Spent training camp with Arizona in 2004...Signed by Atlanta on 10/5/05 and allocated to the Cologne Centurions of NFL Europa...Named NFL Europe Offensive Player of the Week after recording 3 receptions for 107 yards, including the game-winning 53-yard TD catch vs. Hamburg in Week 1...Bryant played for the Tulsa Golden Hurricane from 2002-03 after transferring from Northeastern Oklahoma A&M...In 2 seasons at Tulsa, tallied 1,341 receiving yards, 15 TDs and 96 receptions in 25 career games...Had 3 career 100-yard receiving games...Was the leading receiver as a senior with 748 yards, 8 TDs and 47 catches for a 15.9 average per reception...Recorded season-high 7 catches for 148 yards and 2 TDs vs. Boise State...Selected to the 2nd-team All-WAC squad...As a junior, saw action in all 12 games, starting 11...Was the team's leading receiver with 49 receptions for 593 yards and 7 TDs...Had 3 punt returns for 65 yards and 3 KORs for 46 yards...Hauled in a career-best 10 receptions for 166 yards and 2 TDs against San Jose State...Returned a blocked punt 42 yards against Baylor...Was a 2-year letter-winner at Northeastern Oklahoma A&M...Had 2-year totals of 31 catches for 562 yards and 3 TDs...Totaled a team-leading 20 catches for 401 yards and 2 TDs as a sophomore starter...Rushed the ball 6 times for 69 yards and 1 TD...Longest pass reception covered 68 yards against Navarro Junior College in 2001...Selected as an All-Southwest Junior College Conference honorable mention selection as a sophomore...Played his prep football at Western Heights (Oklahoma City, OK) HS...Was a 3-year letter-winner...Started 3 years at receiver and was a 2-year starter at safety...Ran the 200 meters for the track team at Tulsa...Majored in communications.



48 JIM COTTRELL

Linebacker

College: New Mexico State Ht: 6-2 Wt: 257 Born: 1/13/83 in Castle Rock, CO

Jim Cottrell was re-signed by the Baltimore Ravens (reserve/future) and was allocated to the Frankfurt Galaxy of NFL Europa on 1/17/07, but was placed on Injured Reserve midway through the season...Re-signed to the Ravens' practice squad on 11/15/06...Waived by Baltimore on 9/2/06...Originally signed with the Ravens as a rookie free agent on 5/12/06...He started 45 of 46 games in his career at New Mexico State...As a senior, led the nation in total tackles with 179, the most by an Aggie defensive player in a single season...He recorded 10 double-digit tackle games, including a career-high 25 tackles in his final game as an Aggie against Utah State (11/26)...He was named an honorable mention All-American by *SI.com* as well as a 1st-team All-WAC selection in 2005...Cottrell left NMSU ranked 3rd all-time in total tackles with 463 and is the only Aggie in school history to lead the team in tackles for 4 consecutive seasons...Earned 1st-team All-Sun Belt Conference honors...Led the Aggies in tackles for the 3rd-straight season with 99 despite missing nearly 2 complete games...Cottrell was injured and left the game in the 1st quarter against UTEP and missed the following game against UL Lafayette...Cottrell finished 2nd on the team with 8 TFL, while recording 2 FFs...Tallied 4 games with double-digit tackles...Led NMSU with 83 tackles as a sophomore, including 3 double-digit tackle games...Finished 3rd with 8 TFLs and recorded 6 of those tackles in the final 5 games...Registered 102 tackles, 6.5 TFLs and had 2 sacks while starting all 12 games at MLB as a red-shirt freshman...In 1st collegiate game, totaled 10 tackles against nationally-ranked South Carolina...Had 15 tackles, 1 INT, 1 FF and a half sack...Cottrell had 13 stops against North Texas in the Sun Belt Conference championship game...Suffered a broken bone in his foot during two-a-days and missed his entire true freshman season...Majored in history...Earned 3 letters and served as team captain as a junior and senior at Douglas County (Castle Rock, CO) HS...Played NG as a sophomore before moving to LB for his final 2 seasons...Named Continental League Player of the Year as a senior and was honored as the county's Defensive Player of the Year...First-team All-State as a senior and 1st-team All-League and All-County as a junior...Lettered twice as a wrestler and was ranked as high as 4th in the state at 215 pounds...Full name: James Allen Cottrell.



2007 FIRST-YEAR PLAYERS



76 CHRIS PINO

Guard

College: San Diego State Ht: 6-5 Wt: 315 Born: 8/18/82 in Guantanamo Bay, Cuba

Chris Pino was re-signed to the Baltimore Ravens (reserve/future) on 1/17/07...Signed to the Ravens' practice squad on 9/20/06...Signed to the Washington Redskins' practice squad on 9/3/06...Waived by the Redskins on 9/2/06...Originally signed with the Redskins as a rookie free agent on 5/11/06...Physically gifted OL with the ability to play G and T...Big, strong young athlete with good hands and technique who can provide great depth along the line...Pino spent his junior and senior seasons at San Diego State University, where he appeared in 17 career games starting 16...As a senior in 2005, he started all 12 games at LT...He played in 5 games, starting 3 at tackle and 1 at guard, during his 2004 junior season before it was cut short due to injury...Prior to attending San Diego State he played junior college ball at Palomar College...While there, he was rated by *SuperPrep* as the No. 20 community college prospect and 5th-best OL prospect in the junior college ranks...Began his career on the defensive side of the ball prior to moving to the OL...Was an All-Conference and All-State selection while at Palomar...Was a JC Gridwire All-America selection...Attended El Camino (Oceanside, CA) HS...Was an All-County and All-Conference selection...Also lettered in volleyball...Is a 2nd cousin of Junior Seau.



74 MICHAEL KRACALIK

Offensive Tackle

College: San Diego State Ht: 6-8 Wt: 337 Born: 9/9/82 in San Diego, CA

Michael Kracalik was signed to the Baltimore Ravens active roster from their practice squad on 12/30/06...Re-signed to Baltimore's practice squad on 11/21/06...Terminated from the Ravens practice squad on 11/15/06...Re-signed to the Ravens practice squad on 9/3/06...Waived by Baltimore on 9/2/06...allocated by the Ravens to the Rhein Fire of NFL Europe on 1/13/06...Signed to the Baltimore Ravens' practice squad on 9/21/05...Waived by the New York Jets on 9/3/05...Originally signed by the Jets as a rookie free agent on 5/1/05...A versatile, physical lineman who can play guard as well as both tackle positions...Strong athlete with good balance and speed...Saw action in all 10 games for the Fire, starting 3 contests at tackle...Played both guard and tackle positions in college...Finished his career at San Diego State with 36 games, including 30 starts...Started 10 games as a senior, as the Aztec offense racked up 4,123 yards of offense, averaging 374.8 yards per game...One of 3 Aztec linemen to start all 12 games as a junior...Earned 2nd-team All-Mountain West honors after grading out as the best Aztec offensive lineman...His 859 plays were 3rd most by a SDSU lineman...Played the last 2 games of the season with a torn labrum (shoulder)...His season grade of 91% was tops on the team...Was flagged for just 2 penalties and was credited with 18 "pancake blocks" during the season...Was voted as the team's most improved player following his junior season...Started 8 games, including the 1st 5 of the season at RG as a sophomore...Also started 3 games late in the season at RT...Was whistled for just 2 penalties during the season...Appeared in a reserve role in 6 games, taking 59 snaps as a redshirt freshman in 2001...Red-shirted in 2000...Earned 1st-team All-CIF selection as well as a member of the all-North County and All-San Diego County teams as a senior while Prepping at El Camino (San Diego, CA) HS...Was also a 1st-team All-Avocado League choice and an honorable mention selection to the All-State team...A key figure in El Camino's perfect 13-0, 1999 CIF Division I championship season...Was also a 3-year letterman in basketball...Name is pronounced: KRAH-cha-lick.

DID YOU KNOW?

Of the 26 key positions listed on the depth chart, 19 of the Ravens' 26 *1st-string* players (or starters) at those spots in 2006, were homegrown. They had either been drafted or signed as a rookie free agent by Baltimore. Even more impressive, of those 19 players on the *1st-string* unit, 10 were either day-2 draft picks (4th round on) or rookie free agents. Highlighting the group was Pro Bowl LB Adalius Thomas (6th-round choice, 2000), Pro Bowl LB Bart Scott (2002, RFA) and All-Rookie S Dawan Landry (5th-round in 2006).

2007 FIRST-YEAR PLAYERS



10 DREW OLSON

Quarterback

College: UCLA Ht: 6-2 Wt: 222 Born: 6/6/83 in Piedmont, CA

Drew Olson re-signed with the Baltimore Ravens (reserve/future) and was allocated to the Amsterdam Admirals of NFL Europa on 1/17/07...Signed to the Ravens' practice squad on 9/3/06...Waived by Baltimore on 9/2/06...Signed with the Ravens as a rookie free agent on 5/12/06...In 10 games for the Admirals of NFL Europa in 2007, Olson completed 54.6% of his passes (154 of 282) for 1,724 yards (3rd most in NFL Europa in 2007) and 11 TDs...His 154 completions were the 2nd-most in the league in 2007...Olson finished his career as one of the most prolific QBs in UCLA history...Ended his career 2nd on the UCLA all-time passing yardage list (8,532), completions (664) and TDs (67) in his 4-year Bruins career...He rebounded from a serious knee injury to lead the Bruins to a record of 10-2 and a No. 13 ranking on the *USA Today*/Coaches poll in 2005...Led the Bruins to 5 double-digit comebacks, including 4 in the 4th quarter...Suffered a torn ACL and MCL in his left knee in the 2005 Las Vegas Bowl and underwent surgery to repair both on 1/7/05...Did not participate during spring practice...Olson finished 8th in the Heisman Trophy balloting, was 1 of 5 finalists for the Manning Award (Nation's top QB) and was a 2nd-team All-Pac-10 selection in 2005...In addition, he was 1 of 7 finalists for the Unitas Award (nation's top senior QB) and was 1 of 15 semifinalists for the Davey O'Brien National QB Award...Led his team to 4 4th-quarter double-digit comebacks, plus a 22-point rally in the Vitalis Sun Bowl...Named offensive winner of UCLA's Henry R. "Red" Sanders Award for Most Valuable Player, offensive winner of the Captain Don Brown Award for Most Improved Player and offensive winner of the N.N. Sugarman Award for Best Leadership as a senior...Played in the East-West Shrine Game...Completed 242 of 378 passes (64.0%) for 3,198 yards and 34 TDs with just 6 INTs as a senior...His passing efficiency rating of 161.6 ranked 5th nationally, while his 34 TD passes led the Pac-10 and ranked 2nd in the NCAA and his INT percentage (1.68%) ranked 3rd...His 34 TD passes tied for 2nd on the Pac-10 single-season list, and shattered the old school record of 25, set by Cade McNown in 1998 (12 games)...In his last 7 games, Olson threw 24 TDs and just 4 INTs...He had a streak of 199 passes without an INT, a school record, while his 242 completions rank No. 1 in school history (passed Troy Aikman's 228)...His 3,198 yards rank 2nd on the UCLA single-season list, trailing only McNown's 3,470 yards in 1998...Had 510 passing yards against Arizona State to rank No. 2 in school history...His QB efficiency rating of 301.3 for the Arizona State game was the 2nd highest in NCAA Division I-A history for QBs with between 25 and 49 pass attempts...Started all 12 games as a junior, and completed 196 of 341 passes (57.5) for 2,565 yards, 20 TDs and 13 INTs...He ranked 5th in the Pac-10 in total offense (222.6 yards), 6th in the Pac-10 in passing (213.8 yards), and 4th in the Pac-10 (132.39 rating)...His 20 TD passes were then 5th on the UCLA single-season list...Olson appeared in 12 games, starting 9 as a sophomore...He completed 173 of 325 passes (53.2%) for 2,067 yards with 10 TDs and 9 INTs...Became the 14th Bruin to pass for more than 2,000 yards in a season and the 4th sophomore to complete the feat...Served as the primary backup to Cory Paus through the 1st half of the season...Came on to start 5 games after Paus was injured...Completed 53 of 104 passes (51.0%) for 702 yards, 3 TDs and 4 INTs as a true freshman...Made his 1st-career start at Washington and became the 1st true freshman since Tom Ramsey in 1979 to win his 1st career start on the road...Completed 13 of 27 passes for 189 yards and did not commit a turnover...History major at UCLA...Earned 4 varsity letters in football at Piedmont (CA) HS...*PrepStar* All-America and No. 6 QB in the West...Rated No. 16 QB in the nation and received a 4-star rating by *PacWest Football*...Named 1st-team All-Bay Shore League in both 2000 and 2001...Was his league's Most Valuable Player as a junior...Led his team to the Bay Shore League championship in 2000 and 2001...For his career, Olson, a 3-year starter, completed 439 of 774 passes (57%) for 6,103 yards, 60 TDs and 29 INTs...Also was a 4-year varsity starter at catcher on the baseball team...Batted .478 as a junior with 6 home runs and 25 RBI's and earned league MVP honors...Olson's father graduated from UCLA School of Law and captained the Bruins' rugby team...Full Name: Drew Martin Olson.



DID YOU KNOW?

In 2007, the Baltimore Ravens allocated Drew Olson to the Amsterdam Admirals of NFL Europa. In one of his top games as the Admirals' starting QB, Olson completed 24 of 34 passes for 259 yards, 2 TDs and a passer rating of 113.2. Olson also added a 3-yard rushing TD on the day in the 41-31 victory over the Hamburg Sea Devils.



2007 ROOKIE FREE AGENTS



80 KENDRICK BALLANTYNE *Tight End*

College: Northeastern Ht: 6-4 Wt: 243 Born: 7/7/83 in Gorham, ME

Kendrick Ballantyne signed with the Baltimore Ravens as a rookie free agent on 5/4/07...An all-around impact player at Northeastern, he is skilled as both a receiving and blocking TE...Finished his 2-year career with the Huskies having totaled 57 catches for 837 yards (14.7 avg.) and 8 TDs in 17 games...Starting in 11 contests, he was a team captain his senior season and earned All-New England honors by the New England Football Writers Association...Was an Atlantic 10 All-Conference 2nd-team selection, finishing the year with team highs in catches (39) and receiving yards (655)...He also tallied 7 TD catches on the season...Pulled in a 75-yard pass against Holy Cross that accounted for NU's longest reception since 1998...Registered 5 grabs for 71 yards and 2 TDs in the upset of New Hampshire...His 2nd TD catch came on a 4th-and-5 situation in OT that set up the victory...Also logged a career-high 114 yards on 4 catches at Hofstra...Hauled in 4 passes for 93 yards and 2 TDs in the season finale versus Rhode Island...Started 6 games as a junior in 2005 before going down with an elbow injury...Finished 3rd for Northeastern with 18 catches for 182 yards...Caught his 1st-career TD and hauled in 50 yards against Youngstown State...Did not play in 2004 due to NCAA regulations after transferring from Maine...Spent the 2002 and 2003 seasons at Maine...Played in 5 games in 2003 and redshirted his true freshman season...Majored in business management at Northeastern...In his prep career at Gorham (ME) HS, he played both QB and SS...Ballantyne earned All-Conference honors during his senior and junior campaigns...Also lettered in basketball and baseball, leading Gorham to a state baseball title in 2000 and the Western Maine crown in 2001.



41 BOBBY BLACKSHIRE *Safety*

College: Tulsa Ht: 6-2 Wt: 196 Born: 2/11/85 in Tulsa, OK

Bobby Blackshire signed with the Baltimore Ravens as a rookie free agent on 5/16/07...A 4-year letter-winner and 3-year starter at Tulsa, Blackshire was a 2-time 1st-team All-Conference USA selection...Played in all 51 games, with 39-career starts at Tulsa...Totaled 265 career tackles, 13.5 TFL, 15 PD and 8 INTs, including 4 career double-figure tackle games...Started in all 13 games, earning 1st-team All-Conference USA honors as selected by the coaches, as well as 2nd-team honors by the media...Ranked 4th on the team with 62 tackles and had a team- and career-high 4 INTs...Was named the nation's 8th-ranked free safety heading into the 2006 season by The Sporting News...Started all 13 games and ranked 2nd on the team with a career-high 99 tackles while earning 1st-team All-Conference USA honors as a junior...Started all 12 games and was 3rd on the team in tackles with 77 stops, including 6 TFL as a sophomore...Ranked 2nd on the team with 7 PD...Netted a career-high 12 tackles, including 11 solo against Nevada...Played in all 13 games, including 1 start as a true freshman...Recorded 27 tackles, including 17 solo...Had his 1st collegiate start and posted 5 tackles vs. Arkansas...Also blocked a PAT vs. Hawaii...Was a 3-year letter-winner at East Central (Tulsa, OK) HS...Started both his junior and senior seasons at free safety...Named to the All-State and All-Metro teams by the *Tulsa World* his senior season...Was one of 20 players named to the *Tulsa World* Blue-Chip List...Had 99 tackles with 4 sacks, 5 INTs and 2 FRs as a senior...Helped lead his team to a 10-2 record and state quarterfinal finish as a senior.

DID YOU KNOW?

The Ravens' personnel department has recruited and signed a number of rookie free agent gems: 2002 NFL Offensive Player of the Year RB Priest Holmes - 1997 (19 starts); C Mike Flynn - 1997 (100 starts); DT Lionel Dalton - 1998 (6 starts); S Anthony Mitchell - 1999 (6 starts); FB Alan Ricard - 2000 (32 starts); TE John Jones - 2000-02 (6 starts); CB Alvin Porter - 2001 (5 starts); S Will Demps - 2002 (46 starts); DT Maake Kemoeatu - 2002 (21 starts); WR Randy Hymes - 2002 (12 starts); RS B.J. Sams - 2004 (1 start); LB Bart Scott (26 starts). (Starts are with the Ravens.)

Priest Holmes and Bart Scott have both been voted to the Pro Bowl.

2007 ROOKIE FREE AGENTS



2 BRENDAN CARNEY

Punter

College: Syracuse Ht: 6-4 Wt: 203 Born: 12/23/82 in Abbington, PA

Brendan Carney signed with the Baltimore Ravens as a rookie free agent on 5/4/07...Left Syracuse as the Orange's all-time leader in punts (265) and punting yardage (11,279)...Saw action in 46 games...Served as a team co-captain...Named the Big East Special Teams Player of the Week for his performance against Connecticut, booting 7 times for 317 yards and landing a season-best 4 kicks inside the 20...Against Iowa, Carney punted 7 times for 328 yards and a season-best 46.9-yard average...Boomed a 66-yard kick and earned a spot on the Big East Weekly Honor Roll...At Wake Forest, he recorded 8 punts for a season-high 344 yards...Played in all 11 games as a junior and handled punting and KO duties...All-Big East 1st-team Selection...Ranked 24th nationally and 1st in the Big East in punting average (42.6)...Set new school records in single-season punts (82) and most punting yardage (3,491)...At Florida State, had 9 punts for 412 yards, including a career-long 71-yard boot...Had best game at Louisville and punted 9 times for an average of 43.4 yards to move to 1st all time in single-season punts (82) and punting (3,491)...Played in all 12 games as a sophomore and handled punting and KO duties...Second-team All-Big East...Ranked 2nd in the Big East in punting...Averaged at least 40 yards per punt in 9 of the Orange's last 10 games...Named Special Teams Player of the Week averaging 46.8 yards on 6 punts against Florida State...Posted a then-career long punt of 65 yards against the Seminoles...Participated in all 12 games as a freshman and was named 2nd-team All-Big East...Named to The Sporting News Big East All-Freshman Team...Established SU freshman records for punts (60), punting yards (2,581) and punting average (43.0)...Tied for 9th on SU's single-season punt lists...Tied the SU single-game record with 12 punts at Virginia Tech...Against WVA, he punted 7 times for 332 yards and 1 TB, averaging 47.4 yards per punt...Redshirted in 2002...Majoring in economics at Syracuse...At Malvern (PA) Prep, Carney won the Maxwell Club Award as a senior...*Philadelphia Inquirer* HS Sports Show All-American...First-team All-South Eastern Pennsylvania punter, All-City, and 1st-team All-Chester County as a punter and kicker as a junior and senior...Averaged 40 yards per punt, hit 5 of 7 on FGA and 40% of his KOs reached the end zone on a 10-0 team as a senior...Made 13 of 17 FGA, scored 150 points and 35% of his kickoffs reached the end zone in his HS career...Second-team All-City punter and 2nd-team All-Chester County punter and kicker as a sophomore...Full name: Brendan Thomas Carney.



8 CULLEN FINNERTY

Quarterback

College: Grand Valley State Ht: 6-2 Wt: 223 Born: 8/18/82 in Brighton, MI

Cullen Finnerty signed with the Baltimore Ravens as a rookie free agent on 5/16/07...Re-wrote the Grand Valley State University record book, setting school records with 13,474 total yards and 141 total TDs as a 4-year starter...Also set school all-time records with 1,312 attempts, completing 744 for 10,905 yards and 110 TDs...Finnerty also ran for 2,569 yards and 31 TDs as a Laker...Completed 195 of 343 (57%) of his passes and set new career highs with 3,220 yards and 41 TDs in 15 games as a senior...Also rushed for 766 yards and 8 TDs in 2006...Don Hansen's Football Gazette Honorable Mention All-American, Great Lakes Intercollegiate Athletic Conference (GLIAC) Offensive Back of the Year and 1st-Team All-GLIAC as a junior in 2005...Finnerty completed 157 of 273 passes for 2,459 yards and 22 TDs, while rushing for 523 yards and 9 TDs...Completed 12 of 19 passes for 172 yards and 1 TD, while rushing for 59 yards and 2 TDs on 14 carries in the Div. II National Championship game vs. NW Missouri State...Started all 13 games and completed 192 of 333 passes for 2,462 yards and 25 TDs as a sophomore...Also rushed for 458 yards and 5 TDs on 139 carries in 2004...Tallied 224.6 yards of total offense per game...Was 4th in the GLIAC in both passing yards (189.4) and total offense (225.4) per game...GLIAC Freshman of the Year, GVSU Rookie of the Year and 2-time GLIAC Player of the Week as a freshman in 2003...Earned his 1st varsity letter after starting 14 games...Completed 230-of-363 passes (63.4%) for 2,764 yards and 22 TDs...Rushed for 822 yards and 9 TDs...Also caught 1 pass for 9 yards...Completed 20 or more passes 3 times...Broke the 200-yard passing mark 6 times, including 2 games of over 300 yards...Threw just 1 INT in final 6 games (136 attempts)...Completed 19-of-29 passes for 149 yards and rushed for 78 yards on 19 carries in Div. II National Championship game vs. North Dakota...Did not play in 2002...Redshirted at the University of Toledo in 2001...Prepped at Brighton (Brighton, MI) HS...Livingston County Player of the Year as a senior...Ann Arbor News All-Area 1st-Team...Honorable mention All-State...Threw for 1,954 yards and rushed for 636 yards...Named Ann Arbor News Player of the Year as a junior...Earned All-Area, All-League and All-County honors as a junior...Threw for 459 yards and kicked 3 FGs in his 1st playoff game as a junior...Also lettered in track and baseball...Was teammates with his brother, Brendan, at Grand Valley State.



2007 ROOKIE FREE AGENTS



82 MARCUS FREEMAN

Tight End

College: Notre Dame

Ht: 6-2 Wt: 246

Born: 10/24/83 in St. Paul, MN

Marcus Freeman signed with the Baltimore Ravens as a rookie free agent on 5/4/07...Great point-of-attack blocker with pass-blocking skills...Also had good hands off the line...Played in 44 games, starting 11 at Notre Dame...Caught 14-career passes for 148 yards with 2 TD receptions...Played primarily as the 2nd TE during Irish career...Appeared in all 13 games with 3 starts as a 5th-year senior in 2006...Hauled in 9 receptions for 98 yards and 2 TDs on the season...Netted a career-high 5 receptions for 38 yards and 1 TD in the regular season finale at USC...Had his 1st-career TD reception, a 23-yarder against Air Force...Played in all 12 games, with 1 start in 2005, seeing action at TE and on special teams...Did not catch a pass, but played extensively as a blocker in multi-TE situations and posted 4 tackles (all solo) on special teams...Appeared in 8 games, making 6 starts in 2004, hauling in 5 receptions for 50 yards...Had 2 receptions for 22 yards versus Purdue, including a long of 16 yards...Pulled in his 1st-career pass against BYU in the season opener...Played in 11 games as a TE and on special teams in 2003...Did not record a reception, but did post a special teams tackle...Did not see action as a freshman in 2003...Graduated from Notre Dame's Mendoza College of Business in May, 2006 with a degree in marketing...Currently enrolled in graduate studies...Was a 2-time Minnesota All-State selection at Cretin-Derham Hall (St. Paul, MN) HS...Named to the 2002 *SuperPrep* squad...Hauled in 18 passes for 300 yards and 3 TDs as senior in 2001...Helped his team post an unbeaten regular season and 11-1 overall record as a senior, including a berth in the Minnesota class 5A playoffs...Earned 3 letters in football...Also started 7 games at DE as a sophomore, then moved to TE as a junior...Posted 16 catches for 400 yards and 4 TDs as a junior in 2000...Made 30 tackles with 6 sacks as a senior and 20 tackles and 5 sacks as a junior...Helped his team win 3-straight league titles, twice earning All-League recognition...Helped his team win the 1999 state title as sophomore...Also lettered in basketball at forward as a sophomore...Played in the U.S. Army All-America Bowl...Full name: Marcus Leon Freeman.



44 WILLIE GASTON

Cornerback

College: Houston

Ht: 5-10 Wt: 187

Born: 12/15/82 in Houston, TX

Willie Gaston signed with the Baltimore Ravens as a rookie free agent on 5/4/07...Helped Houston capture the Conference USA Championship as a senior, defeating Southern Miss 34-20...Finished his career with 49 games played, 183 tackles, 6 INTs, 2 FFs, 43 PD and a blocked kick...Played in all 14 games as a senior, ending with a season-high 56 tackles, 19 PD, 1 INT, 2 FFs and 1 sack (-9 yards)...Returned a fumble 63 yards before being tackled at the 4-yard line in the 51-31 victory over Central Florida...Started 11 of 12 games as a junior and led the defense with 13 PD, next to doubling his closest teammate...Had 2 tackles, a PD and blocked the 1st Sam Houston State FGA during the home opener...Recorded 7 solo tackles and a game-high 6 PD at UTEP...Ended the regular season strong against Rice with 4 tackles and a 2-yard INT return...Finished 1st among CBs with 62 tackles as a sophomore...Started 10 of 11 games played...Had 6 solo tackles and a PD against No. 4 Miami...Posted a career day at Memphis, with 2 INTs, 1 of which was returned 75 yards for a TD...The other halted the Tigers' opening drive in the back of the end zone...Played in 12 games (4 starts) as a freshman...Saw action on special teams and as a backup...Had his 1st-career INT against Mississippi State...Sat out his 1st season in 2002 to concentrate on academics, but was able to practice with the team...A QB at North Shore (Houston, TX) HS, was one of the top 5A schools in Texas...Earned a 25-3 record as a starter...Two-time MVP...Majored in sports administration at Houston...Full name: Willie Lee Gaston.

HARD FACT

Baltimore is the 1st new/expansion team since 1976 to win a Super Bowl in its 1st 10 years of existence. The Ravens won in their 5th year (2000). Carolina appeared in a Super Bowl in its 9th year, but lost to the Patriots in Super Bowl XXXVIII.

2007 ROOKIE FREE AGENTS



40 DONNIE JOHNSON

Safety

College: Penn State

Ht: 6-0 Wt: 209

Born: 6/13/83 in Cincinnati, OH

Donnie Johnson signed as a rookie free agent with the Baltimore Ravens on 5/4/07...Had primarily distinguished himself on special teams, having blocked 3 punts in his career, but was an effective force on pass defense and run support in 2006...Johnson was a strong contributor in helping the Nittany Lions' defense finish the year ranked in the top 15 nationally in rushing (87.5 ypg, 7th), scoring (14.4 ppg, 9th), total defense (284.5 ypg, 15th), pass efficiency defense (105.9 rating, 14th) and sacks (40, tied for 6th)...Started every game at FS in 2006 and ranked 5th on the team with 50 tackles (36 solo)...He also had 4 TFL, 1 sack, 4 PD and 1 FF...Helped limit Purdue's Big Ten-leading and No. 4-nationally ranked passing attack to 125 yards, much below its season average of 309.6 ypg...Johnson recorded a career-high 9 stops (7 solo) at Wisconsin and broke up 2 passes...In the Nittany Lions' 2nd shutout of the season, over Temple, Johnson helped the Lions limit Temple to just 58 yards through the air, the lowest total by an opponent since Notre Dame's 47 yards in 1989...Played in every game in 2005 (for the 3rd-consecutive season) on defense and special teams...Made 8 tackles (6 solo), along with 2 PD and an INT...In the regular-season finale at Michigan State, he recorded his 3rd-career blocked punt, which led to a TD...The play sparked the Nittany Lions in their 31-22 Big Ten-clinching win and earned Johnson the "Pontiac Game Changing Performance of the Week"...He also grabbed his 1st-career INT in the end zone in the final seconds of the 2nd quarter against the Spartans...He made 2 solo tackles against the Spartans and for all of his efforts was named the Big Ten Special Teams Player of the Week...Johnson was shifted from WR to CB for his junior season in 2004...Played in every game and recorded 6 tackles and blocked a pair of punts...Came up with a big punt block to give the Lions the ball inside the Iowa 10-yard line...His 2nd blocked punt of the season set up a short TD drive in the momentum-changing 3rd-quarter of the Lions' win over Michigan State...Johnson played in every game and totaled 170 snaps in 2003, seeing duty at RB and WR...Redshirted his true freshman season in 2002...Graduated from Penn State in December 2006 with a degree in psychology...Johnson was a standout at North College Hill (Cincinnati, OH) HS...He was a member of the *SuperPrep* All-Midwest team and *G&W Recruiting Report* Top 50 Offense...As a senior he rushed for 2,961 yards and averaged 12.7 yards per carry...As a safety, he made 38 tackles and grabbed 6 INTs...Johnson set school career records for rushing yards (6,353), all-purpose yards (7,430), TDs (73) and points (438)...Full name: Donald Martin Johnson.



64 EDGAR JONES

Outside Linebacker

College: Southeast Missouri St.


Ht: 6-3 Wt: 263

Born: 12/1/84 in Monroe, LA

Edgar Jones signed with the Baltimore Ravens as a rookie free agent on 5/4/07...Excellent athlete and pass-rushing specialist who had been slowed by injuries in his career at Division 1-AA Southeast Missouri State University...Named to the *Associated Press* All-America team in 2006 after leading the nation in sacks (12)...He ranked 4th individually in TFL (18)...He averaged 1.2 sacks per game and 1.8 TFL per game...Jones tallied 53 tackles (37 solo) including the 18 TFL (-103 yards) and 12 sacks (-88 yards)...He also had 2 QB hurries, 2 PD and 1 FF...Was 1 of 3 players from the Ohio Valley Conference selected to play in the Magnolia Gridiron Classic All-Star Game in Jackson, MI...The classic is geared towards college players whose teams have not been invited to postseason competition, but have the potential to make it into the NFL...In 2005, as a starting DE, Jones tallied 31 tackles (22 solo), 6 TFL (-23 yards) and 4 sacks (-21 yards)...Played in 7 games in 2003, but suffered an arm injury that limited his playing time...Finished with 18 tackles (10 solo)...Played in 5 games at DE as a true freshman in 2003...Collected 7 tackles (4 solo) and 2 PD...Was a Southeast Scholar Athlete and majored in criminal justice...Was a 2-time All-State selection as a DE and TE at Rayville (LA) HS...Was named 4-time All-District performer in football and 3-time All-State honoree in basketball, once scoring 59 points in 1 game.



2007 ROOKIE FREE AGENTS



61 NICK LEESON

Long Snapper

College: Virginia Tech

Ht: 6-1 Wt: 255

Born: 10/29/82 in Clarksburg, WV

Nick Leeson signed with the Baltimore Ravens as a rookie free agent on 5/4/07... Considered by many scouts to be the best long snapper to come out of college in 2006... *NFL.com* analyst Gil Brandt proclaimed Leeson to be "the best of the three long snappers who were at the NFL Combine..." Invited to the Senior Bowl in 2006... Featured on ESPN's Senior Bowl Live Chat... Leeson appeared in all 13 games in 2006 as the team's snapper on punts and FGs, recording 5 total tackles... Had only 1 bad snap in 3 seasons (2003, 2005 and 2006)... Handled the long snapping for all 52 punts in 2005, none of which were blocked... Dressed for all 13 games, but did not see any varsity action in 2004 due to a wrist injury... Handled most of VT's PAT and FG snaps in 2003, playing in 9 games... Earned Super Iron Hokie honors for his efforts in the weight room... Played in 9 games in 2003... Handled 47 total snaps on PATs and FGs with zero bad snaps... Earned Super Iron Hokie honors in the strength and conditioning program during the offseason... Practiced at the LB position in 2002 and served as a reserve LS... Did not see action and redshirted in 2002... Was in on 3 tackles during one spring scrimmage... Joined the team as a walk-on... Entered school for the 2nd semester in 2001... Practiced at LB and as a LS during Spring practice... Majored in human nutrition, foods and exercise at Virginia Tech and hopes to enroll in pharmacy school in a few years... Attended Abingdon (VA) HS where he played LB and handled the deep snapping duties... Was a 4-year letterman and 2-year team captain... Also lettered in basketball and baseball... Was a high jumper in track... Dad Billy was an offensive lineman for the Hokies (1982-84)... Full name: Nicholas Brooke Leeson.



67 TRAVIS LEITKO

Defensive End

College: Notre Dame

Ht: 6-6 Wt: 273

Born: 8/9/83 in Garland, TX

Travis Leitko signed with the Baltimore Ravens as a rookie free agent on 5/4/07... An inspirational story, Leitko returned to Notre Dame and earned a scholarship in 2006 after leaving school following the 2004 season to take care of his parents who were both stricken with cancer... After both successfully fought off the disease, he returned to South Bend prior to the 2006 campaign and received a scholarship following his stellar play in the summer... Leitko played all 12 games in 2006 at DT, recording 10 tackles, 1 TFL, 1 PD, and he returned a kick 9 yards... In 2004, Leitko played in all 11 games, mostly on special teams... He recovered a fumble and recorded 1 tackle against Washington... Had 5 tackles (2 solo) on defense for the season... Played in 10 games both as a reserve DE and on special teams in 2003... Made 12 tackles (5 solo), including 1.5 TFL (-9 yards), 1 sack (-8 yards) and 1 FF... Made his 1st-career appearance for the Irish versus Washington State and recorded 1 tackle... Recorded a career-best 5 tackles and 1 FF versus BYU... Did not see action as a freshman DE in 2002... Majored in history at Notre Dame... Attended The Woodlands (TX) HS... *USA Today* 2nd-team prep All-American... Rated the No. 22 player nationally by the *Chicago Sun-Times*... Earned 3 letters in football at DE... Totalled 96 tackles (77 solo), 11 TFL, 5 sacks, 2 FRs, 2 FFs and 1 blocked FG as a senior in 2001... Rated one of the top 100 players in Texas by the *Houston Chronicle*... A *Houston Chronicle* 1st-team All-Greater Houston area pick... Was a 1st-team All-Southwest defensive lineman by *Student Sports magazine*... Was captain of his team as a senior in 2001... Had 100 tackles (70 solo), 3 FRs, 3 FFs and 12 TFL as junior in 2000... Started 40 games in his prep career, making FG as a senior in 2001... Recorded one of the top 100 players in Texas by the *Houston Chronicle*... Helped The Woodlands post records of 9-4 in 1999, 11-3 in 2000 (state playoff semifinalists) and 12-1 in 2001... Played in the U.S. Army All-America Bowl in San Antonio... Earned 1 letter in wrestling and 2 in track and field (discus)... Conference champion in wrestling as a junior... His father, Mike Leitko, played football at SMU (1970-73)... Full name: Travis Whittaker Leitko.

2007 ROOKIE FREE AGENTS




18 DAMIEN LINSON

Wide Receiver

College: Central Michigan Ht: 5-10 Wt: 186 Born: 1/23/85 in Plymouth, NC

Damien Linson signed with the Baltimore Ravens as a rookie free agent on 5/4/07...Finished his career with the 3rd-most CMU receptions (155), receiving yards (2,279) and TD receptions (17), starting 33 of 40 career games for the Chippewa...Named MAC Championship Game MVP as a senior, catching 7 passes for a championship game-record 191 yards and a TD...Started all 14 games...Finished season with 55 receptions for 812 receiving yards and 5 TDs...Caught 5 passes for 134 yards and 2 TDs at Kentucky...Started all 11 games as a junior...Led team in receiving yards (832) and tied for team lead with 4 TDs...Set a Kelly/Shorts Stadium record with a 78-yard PR for a TD versus Ohio, for which he was named MAC West Special Teams Player of the Week...Caught 5 passes for a career-high 204 yards and a score at Miami...Totaled a career-high 9 receptions against Northern Illinois and Western Michigan, for 146 yards and 108 yards, respectively...Started 8 of 9 games played in his sophomore season, leading CMU in receiving yards (574) and TD receptions (7), while missing the last 2 games of the season due to injury...Returned a punt 66 yards for a TD against SE Missouri State...First Chippewa to return a punt for a score in 20-plus years...Saw action as a true freshman, hauling in 7 passes for 61 yards...At Plymouth (NC) HS, earned 4 letters in football and 2 in basketball...Named MVP, All-Conference and All-State in both sports...Set North Carolina state records with 60 career TDs and 4,451 yards...Also holds the single-season mark with 1,723 receiving yards...Also named Player of the Year in basketball in 2003...Majored in entrepreneurship at Central Michigan...Full name: Damien Jerrod Linson.



59 JOE MARTIN

Linebacker

College: San Diego State Ht: 6-1 Wt: 229 Born: 10/25/83 in Palmdale, CA

Joe Martin signed with the Baltimore Ravens as a rookie free agent on 5/4/07...Led the Aztecs with a career-high 109 tackles (57 solo) in 2006 and earned All-Mountain West Conference 2nd-team honors...Martin's 109 tackles ranked him 3rd in the Mountain West Conference and 26th in the country...Martin added 3 sacks and 2 PD in his senior season...The co-captain was named league Defensive Player of the Week twice in 2006...He also earned 2006 team MVP honors and was a 2007 Hula Bowl starter...Martin tallied 214 tackles in his career and logged 7 games with 10-or-more stops...A former walk-on, Martin became the 5th-straight Aztec MLB to be named either a 1st- or 2nd-team All-League pick...Martin was named Defensive Player of the Week for his 14-tackle (4 solo), 1.5-TFL, 1-sack effort in SDSU's 17-6 win over Colorado State...It was his 4th double-digit-tackle game of the season...Played all 3 LB positions, starting 10 games in 2005...Had an outstanding conference season ranking in the top 6 in the MWC in tackles...Started 10 games at LB in 2005...Earned conference honorable mention honors...Was 6th in the league in tackles per MWC contests (8.8)...Finished 3rd on the team in total tackles with a career high 81, including 4 TFL...Posted double-figure tackles 3 times, all in conference games...Registered a then-career-high and team-best 12 tackles at Utah...Had his 1st-career INT, which he returned 86 yards for his 1st-career TD at UNLV...Also made 8 tackles and recorded a half-sack against the Rebels...Earned his way into SDSU's heavily-decorated LB rotation in 2004...Ended the season with a start when Matt McCoy was sidelined with an injury vs. UNLV...Saw action in every game in 2003...Best game came in the season finale when he was credited with 4 tackles against Air Force...Majored in finance at SDSU...Played SS as a junior and moved to LB as a senior at Paraclete (Lancaster, CA) HS...Was the Paraclete Defensive Player of the Year after recording 105 tackles as a senior...A 1st-team All-CIF selection...Also played basketball and baseball...Named the scholar-athlete of the 2002 senior class...Full name: Joe Thomas Martin.

MAGIC NUMBER 14

Under head coach Brian Billick, the Ravens are 48-1 when leading by 14 or more points. In the 2006 season alone, Baltimore was up by at least 14 points on 9 different occasions, all contests that resulted in victories.



2007 ROOKIE FREE AGENTS



45 TERRELL MAZE

Cornerback

College: San Diego State

Ht: 5-10 Wt: 171

Born: 3/13/84 in Fort Hood, TX

Terrell Maze signed with the Baltimore Ravens as a rookie free agent on 5/4/07...Played in 2007 Las Vegas All-American Classic, 1 of only 5 postseason All-Star games for college seniors and other NFL Draft-eligible players...Finished his career with 42 games played, tallying 136 total tackles, 4 INTs and 20 PD...Started 10 of 12 games as a senior and was the 5th-leading tackler with 57 tackles, including 43 solo stops...Second on the team with 7 PD and also tallied 1 INT, 1 FF and 1 FR...Logged his sole INT against Utah...Posted 3 PD in the loss at Wyoming...Started 11 of 12 games as a junior, earning honorable mention All-Mountain West Conference honors and ranking 2nd in the league with 15 PD...Finished with 3 INTs, 58 tackles and 2 FFs...Best game came against Wyoming with 10 stops, 4 PD and an INT in the 4th quarter, leading the Aztecs to a 34-21 victory...Intercepted a pass in the end zone in the 4th quarter in the win over Colorado State...Captured his 1st-career INT against BYU, adding 4 tackles to the mix...Saw action on special teams as a sophomore, working his way into the secondary...Finished the season with 16 tackles (14 solo) and 1 PD...As a freshman, saw action in 9 games with a season-best 3 tackles at UTEP...Redshirted his true freshman year in 2002...Earned 3 letters in football and 2 All-Conference honors at Santa Monica (CA) HS...Majored in public administration at San Diego State...Full name: Samuel Terrell Maze.



72 ANDREW POWELL

Defensive Tackle

College: Mississippi State

Ht: 6-0 Wt: 317

Born: 11/18/83 in Pahokee, FL

Andrew Powell signed with the Baltimore Ravens as a rookie free agent on 5/4/07...A hard-nosed lineman with hole-plugging ability and the power to rush the QB...Saw action in 39-career games at Mississippi State, including 32 starts...Totaled 117 tackles, including 10 TFL (-34 yards), 3 sacks (-13 yards) and 1 INT as a 3-year full-time starter for the Bulldogs...Closed out his collegiate career starting 11 of the 12 games he played, netting 34 tackles (23 solo), 2 TFL and a half-sack as a senior in 2006...Tied his career high with 7 tackles (6 solo) against Jacksonville State...Also blocked a kick as a senior...Started all 11 games he played at NT as a junior in 2005, posting 39 tackles and produced career highs with 6 TFL, 1.5 sacks and his 1st-career INT, which he returned 2 yards...Had a career game against Arkansas with a career-high 7 tackles (6 solo), 1 TFL and a half-sack...As a sophomore, Powell saw action in 11 games, starting 9 and netted a then-career-high 40 tackles (24 solo), 2 TFL and 1 sack in 2004...Powell was a back-up DL as a freshman, playing in 5 games, with 1 start and totaled 4 tackles (all solo) as a freshman...Majored in interdisciplinary studies at Mississippi State...Ranked one of the top 75 OL and DL prospects in the Southeast in the *G&W Preseason Recruiting Magazine* at Clewiston (FL) HS...Ranked No. 61 on the list of the top 100 prospects, regardless of position, by the *Orlando Sentinel* newspaper...Named most valuable DL for Southwest Florida as a senior...Was a 3-year starter and led his team to a 28-13 record over that span, including a 2nd-place showing in the State Championship during his junior year...Played both OL and DL in high school...Two-time, All-League and All-District selection...Registered 74 tackles, including 8 TFL during his junior campaign...Was also a standout in track, finishing 2nd in the state in the shot put competition...Full name: Andrew Lorenzo Powell.

M&T BANK SECURITY

Dating back to 2000, Baltimore's "D" has allowed the least amount of points per game (15.0) in the NFL when playing at home. Baltimore has given up a league-fewest 838 points in 56 contests held in its own backyard.

POINTS ALLOWED AT HOME FROM 2000-06

RANK	TEAM	POINTS	AVG./G
1	Ravens	838	15.0
2	Dolphins	886	15.8
3	Jaguars	917	16.4
4	Bucs	956	17.1
5	Patriots	961	17.2

The Ravens surrendered only 12.0 points a game at home in 2006, good for the 2nd least (Jax. - 11.0) in the NFL.

2007 ROOKIE FREE AGENTS



39 GREG PRUITT JR.

Running Back

College: North Carolina Central Ht: 5-9 Wt: 210 Born: 12/24/83 in Cleveland, OH

Greg Pruitt Jr. signed with the Baltimore Ravens as a rookie free agent on 5/4/07... In just 3 seasons at North Carolina Central University, he became the school's **all-time leading rusher with 3,008 career yards**... He is the only player in NCCU annals to break the 3,000-yard career-rushing barrier and the only player to rush for more than 1,000 yards in a season twice (2004 and 2005)... Helped lead NCCU to back-to-back Central Intercollegiate Athletic Association Football titles in 2005 and 2006... During that '06 campaign, his team compiled a perfect 11-0 regular-season record, a No. 4-national ranking in the American Football Coaches Association Top 25 poll, and won the Sheridan Broadcast Network Black College National Championship... As a senior in 2006, he rushed for 733 yards on 145 attempts (5.1 avg.), scoring 6 TDs in 12 games... He recorded a season-high 147 all-purpose yards (117 rushing) against Elizabeth City State University to earn CIAA Championship MVP honors... Rushed for a season-best 122 yards on 16 carries versus Johnson C. Smith to become the school's all-time leading rusher... During his junior campaign, he was named to the *Don Hansen's Football Gazette* All-Southeast Region 2nd-team... Topped the Eagles and ranked 2nd in the conference with 1,172 rushing yards, the 2nd-best rushing season in NCCU history... Registered 10 TDs to finish 3rd in the league... Set a school single-season record with 260 rushing attempts... He was selected as Offensive MVP of the Aggie-Eagle Classic, totaling 130 rushing yards against NCAA Division I-AA rival North Carolina A&T... He posted the 4th-best rushing effort in school history with 220 yards and 3 TDs on 29 carries against Livingstone... As a sophomore, he was tabbed a 2nd-team All-CIAA member, finishing 3rd in the conference with 1,103 rushing yards (110.3 ypg)... He became only the 4th player in school history to rush for 1,000 yards, and the 1st since 1993... Pruitt, Jr. scampered for 100 yards or more in 7 of 10 games, including 4 in a row to cap the season... He was also a 2-time MVP of the Aggie Classic... In 2003, he played for Georgia Military College... Was a business major at North Carolina Central... Prepped at Shaker Heights (OH) HS... Was a 4-year letterman at RB, CB and RS... Earned All-American 2-way Player honors as a senior and was a 3-time All-Area, All-County, All-Conference and All-City selection... Also garnered All-State honors his final season when he was rated as the 14th-best all-purpose back in the nation by *Rivals.com*... Rushed for 1,854 yards and 25 TDs as a senior... On defense, he racked up 45 tackles (35 solo) and 6 PD... Was also an All-League track athlete in the 100-meter dash and 4x100-meter relay... Father, Gregory, Sr., was a 4-time Pro Bowl RB with the Cleveland Browns and Oakland Raiders... Full name: Gregory Donald Pruitt Jr.



5 JAMES WILHOIT

Kicker

College: Tennessee Ht: 5-10 Wt: 200 Born: 6/30/83 in Hendersonville, TN

James Wilhoit signed with the Baltimore Ravens as a rookie free agent on 5/4/07... Played in 37 games while at Tennessee... Wilhoit posted a season FG percentage of 73.7 (14-of-19), his career best... Was named to the 2006 *ESPN The Magazine* Academic All-America 2nd-team for football (group is selected by members of the College Sports Information Directors of America)... Was named to the National Football Foundation & College Hall of Fame's inaugural National Honor Society, comprised of college football players from all divisions who maintain a 3.2 GPA or better... Finished his career as the 2nd-all-time leading scorer in Tennessee history and in the Top 10 in SEC history with 325 points... Earned 2006 Consensus All-SEC 1st team honors as a senior... Posted 4 FGs of 50 yards-or-more as a Volunteers, while playing in 50-career games... Played all 11 games as a senior... Connected on 18 of 22 FGAs and hit all 21 PATs for 63 total points... Also kicked off for the Volunteers, booting 37 of his 74 KOs for touchbacks... Earned 2nd Academic All-SEC honors... Played all 13 games as a junior... Led Vols in scoring with 74 points... Finished 44-of-45 on PATs... Missed what would have been a game-tying PAT late in Florida game (1st-career miss), but redeemed himself 90 seconds later by connecting on 50-yard FG with :06 remaining to give Tennessee 30-28 win... Tied career long with 51-yarder at Georgia... Played 13 games as a sophomore... First-team Freshman All-America by *Scripps Howard/FWAA* after leading Vols with 92 points... Also earned 2nd-team honors from *The Sporting News*... Consensus Freshman All-SEC kicker... Connected on 17-of-24 FGA (including 12 of his last 14) and all 41 PATs... Also boomed 29 touchbacks on KOs... Ranked 2nd nationally among freshmen and 27th overall in FGs vs. game with 1.31... Assigned KO duties in 2nd half against Marshall and held position rest of season... Connected on a career-long 51-yard FGA against Florida... Perfect 3-for-3 on FGAs vs. Alabama... Redshirted in 2002... Earned a communications degree and his graduate degree in sports



2007 ROOKIE FREE AGENTS

psychology...Attended Hendersonville (TN) HS...Named 1st-team All-America from *Parade*, *PrepStar*, *SuperPrep*, *Student Sports* and *Borderwars.com*...Rated No. 1 kicker by *Rivals.com*, *Borderwars.com* and *PrepStar*...All-State honors as senior and junior and played in 2002 Tennessee-Georgia All-Star Game...Set state FG records for season (21) and career (32)...Set state title game-punting average record of 49 yards...Connected on 11-of-21 FGs as a junior, with a long of 53 and placed 81% of his KO's through the end zone...Added 42.3-yard punting average...Member of All-State Chorus...Full name: James Howell Wilhoit II.



17 MATT WILLIS

Wide Receiver

College: UCLA

Ht: 5-11 Wt: 185

Born: 4/13/84 in Dallas, TX

Matt Willis signed with the Baltimore Ravens as a rookie free agent on 5/4/07...Speedy receiver with good hands and toughness...Has a good work ethic and the ability to stretch the field with his big-play potential...Played only 2 years of football at UCLA after joining the team in February of 2005 during spring drills...Prior to playing football, Willis was on the track team from 2003-04...In the Spring of 2004, he competed in the 400-meter hurdles and qualified for the NCAA West Regionals...Played in 21 games (3 starts) in 2 years for the Bruins, finishing his career with 24 receptions for 248 yards and 3 TDs...Saw action in 13 games, starting 3 as a senior, hauling in 21 receptions for 219 yards (10.4 avg.) and 2 TDs...During his 1st year in the program in 2005, Willis saw action in 8 games as a reserve WR and KR...On the year, he made 3 receptions for 29 yards, including a 13-yard TD against USC...Also had a 16-yard reception and a catch against Oregon State...Returned 1 KO for 10 yards versus Rice...He also ran with the USA Junior National team at the Junior Pan Am Games in Barbados and qualified for the NCAA West Regionals in 2003...Majored in sociology at UCLA...Played football as a sophomore but did not compete as a junior or senior at Servite (Anaheim, CA) HS, concentrating on track and field...As a senior, he earned Junior All-America honors in the 400 meter hurdles...Also won the CIF Division III 300-meter hurdles championship and placed 2nd in the state meet...Full Name: Matthew Anthony Willis.



79 LAWRENCE WILSON

Defensive Tackle

College: Hawaii

Ht: 6-0 Wt: 296

Born: 5/12/84 in American Samoa

Lawrence Wilson signed with the Baltimore Ravens as a rookie free agent on 5/4/07...Tough, point-of-attack DT with good hands and the ability to shed blockers...Played in 17 games in 2 years at Hawaii...Saw action in 14 games, starting 4 as a senior...Posted 7 tackles (4 solo), 1.5 sacks (-4 yards) and 1 FR in those contests...Saw action in 3 games as a junior in 2005, but did not record any stats...Prior to University of Hawaii, Wilson graduated from Dixie College in St. George, UT...Played the 2002-03 seasons for the Rebels and helped lead his team to a 20-4 record in 2 years...A 2002 graduate of Farrington (Honolulu, HI) HS, he earned 3 letters in football and 2 in basketball...Garnered 1st-team All-State and All-League honors as a senior in football...Played in the Goodwill HUB All-Star game...Cousin is former NFL LB Spencer Reid.



< A 2002 RFA, LB Bart Scott earned a Pro Bowl nod in 2006 after finishing 2nd on the team with 135 tackles and 9.5 sacks, both career highs.



A 2004 RFA, RS B.J. Sams has led the NFL on punt return yards (1,283) since entering the league in 2002. >

2007 BALTIMORE RAVENS ALPHABETICAL ROSTER

No.	Name	Pos.	Ht.	Wt.	Birthdate	Exp.	College	Hometown
43	Abiamiri, Rob	TE	6-2	240	12/21/82	1	Maryland	Baltimore, MD
38	Anderson, Mike	RB	6-0	230	9/21/73	8	Utah	Fairfield, SC
80	Ballantyne, Kendrick	TE	6-4	243	7/7/83	R	Northeastern	Gorham, ME
94	Bannan, Justin	DT	6-3	310	4/18/79	6	Colorado	Orangerale, CA
50	Barnes, Antwan	OLB	6-1	240	10/19/84	R	Florida International	Miami, FL
41	Blackshire, Bobby	S	6-2	196	6/30/84	R	Tulsa	Tulsa, OK
7	Boller, Kyle	QB	6-3	220	6/17/81	5	California	Newhall, CA
60	Brown, Jason	G/C	6-3	320	5/5/83	3	North Carolina	Henderson, NC
14	Bryant, Romby	WR	6-1	181	12/21/79	1	Tulsa	Oklahoma City, OK
54	Burgess, Prescott	ILB	6-3	240	3/6/84	R	Michigan	Warren, OH
2	Carney, Brendan	P	6-4	203	12/23/82	R	Syracuse	Valley Forge, PA
65	Chester, Chris	G/C	6-3	305	1/12/83	2	Oklahoma	Tustin, CA
89	Clayton, Mark	WR	5-10	195	7/2/82	3	Oklahoma	Arlington, TX
53	Cody, Dan	OLB	6-5	255	12/1/81	3	Oklahoma	Ada, OK
48	Cottrell, Jim	OLB	6-2	257	1/13/83	1	New Mexico State	Castle Rock, CO
30	Daniels, Lwan	RB	5-10	214	12/21/82	2	Georgia Tech	Houston, TX
81	Darling, Devard	WR	6-1	215	4/16/82	4	Washington State	Houston, TX
93	Edwards, Dwan	DT	6-3	315	5/16/81	4	Oregon State	Columbus, MT
77	Edwards, Steve	G/T	6-5	333	2/20/79	4	Central Florida	Chicago, IL
98	Ellison, Aitiyagh	DT	6-3	318	9/29/81	3	Missouri	St. Louis, MO
16	Figurs, Yamon	WR/RS	5-11	175	1/10/83	R	Kansas State	Fort Pierce, FL
8	Finnerty, Cullen	QB	6-2	210	8/18/82	R	Grand Valley State	Brighton, MI
62	Flynn, Mike	C	6-3	305	6/15/74	10	Maine	Springfield, MA
82	Freeman, Marcus	TE	6-2	246	10/24/83	R	Notre Dame	St. Paul, MN
44	Gaston, Willie	CB	5-10	187	12/15/82	R	Houston	Houston, TX
33	Green, Justin	FB	5-11	251	4/30/82	3	Montana	San Diego, CA
67	Gregg, Kelly	DT	6-0	310	11/1/76	8	Oklahoma	Edmond, OK
96	Grubbs, Ben	G	6-3	315	3/10/84	R	Auburn	Eclectic, AL
58	Haley, Dennis	ILB	6-1	247	2/18/82	2	Virginia	Salem, VA
86	Heap, Todd	TE	6-5	252	3/16/80	7	Arizona State	Mesa, AZ
35	Ivy, Corey	CB	5-9	188	3/29/77	7	Oklahoma	Moore, OK
40	Johnson, Donnie	S	6-0	209	6/13/83	R	Penn State	Cincinnati, OH
95	Johnson, Jarret	DE	6-3	270	8/14/81	5	Alabama	Cedar Key, FL
64	Jones, Edgar	OLB	6-3	263	12/1/84	R	Southeast Missouri	Rayville, LA
70	Katula, Matt	LS	6-6	272	8/22/82	3	Wisconsin	Brookfield, WI
71	King, Kenny	DT	6-4	284	4/23/81	4	Alabama	Daphne, AL
4	Koch, Sam	P	6-1	230	8/13/82	2	Nebraska	Seward, NE
7	Kracalik, Mike	T	6-8	337	9/9/82	1	San Diego State	San Diego, CA
26	Landry, Dawan	S	6-0	220	12/30/82	2	Georgia Tech	Ama, LA
61	Leeson, Nick	LS	6-1	255	10/29/82	R	Virginia Tech	Abington, VA
67	Leitko, Travis	DE	6-6	273	8/9/83	R	Notre Dame	The Woodlands, TX
52	Lewis, Ray	ILB	6-1	250	5/15/75	12	Miami	Lakeland, FL
18	Linson, Damien	WR	5-10	186	1/23/85	R	Central Michigan	Plymouth, NC
91	Marshall, Keyonta	DT	6-1	330	8/13/81	2	Grand Valley State	Saginaw, MI
29	Martin, Derrick	CB	5-10	202	5/16/85	2	Wyoming	Denver, CO
59	Martin, Joe	LB	6-1	229	10/25/83	R	San Diego State	Palmdale, CA
85	Mason, Derrick	WR	5-10	192	1/17/74	11	Michigan State	Detroit, MI
45	Maze, Terrell	CB	5-10	171	3/13/84	R	San Diego State	Santa Monica, CA
21	McAlister, Chris	CB	6-1	206	6/14/77	9	Arizona	Pasadena, CA
37	McClain, Le'Ron	FB	6-0	260	12/27/84	R	Alabama	Northport, AL
23	McGahee, Willis	RB	6-0	232	10/21/81	5	Miami	Miami, FL
9	McNair, Steve	QB	6-2	230	2/14/73	13	Alcorn State	Mount Olive, MS
84	Moore, Clarence	WR	6-6	220	9/24/82	4	Northern Arizona	Buena Park, CA
63	Ndukwe, Ikechuku	G	6-4	338	7/17/82	2	Northwestern	Powell, OH
92	Ngata, Haloti	NT	6-4	340	1/21/84	2	Oregon	Salt Lake City, UT
75	Ogden, Jonathan	T	6-9	345	7/31/74	12	UCLA	Washington, DC
25	Oglesby, Evan	CB	5-10	185	12/18/81	2	North Alabama	Tocca, GA
10	Olson, Drew	QB	6-2	222	6/6/83	1	UCLA	Piedmont, CA
76	Pino, Chris	G	6-5	315	8/18/82	1	San Diego State	Oceanside, CA
24	Pittman, David	CB	5-11	182	10/14/83	2	Northwestern St.	Gramercy, LA
72	Powell, Andrew	DT	6-0	317	11/18/83	R	Mississippi State	Clewiston, FL
27	Prude, Ronnie	CB	5-11	178	6/4/82	2	Louisiana State	Shreveport, LA
39	Pruitt, Jr., Greg	RB	5-9	210	12/14/83	R	NC Central	Cleveland, OH
90	Pryce, Trevor	DT	6-5	286	8/3/75	11	Clemson	Winter Park, FL
20	Reed, Ed	S	5-11	200	9/11/78	6	Miami	St. Rose, LA
69	Rimpf, Brian	G	6-5	319	2/11/81	4	East Carolina	Raleigh, NC
22	Rolle, Samari	CB	6-0	175	8/10/76	10	Florida State	Miami, FL
34	Ross, Cory	RB	5-6	201	9/22/82	2	Nebraska	Denver, CO
3	Sams, B.J.	DB/RS	5-10	185	10/29/80	4	McNeese State	Mandeville, TN
42	Sapp, Gerome	S	6-1	216	2/8/81	5	Notre Dame	Houston, TX
57	Scott, Bart	ILB	6-2	240	8/18/80	6	Southern Illinois	Detroit, MI
51	Smith, Mike	ILB	6-1	235	9/2/81	3	Texas Tech	Lubbock, TX
32	Smith, Musa	RB	6-0	232	5/31/82	5	Georgia	West Perry, PA
11	Smith, Troy	QB	6-0	225	7/20/84	R	Ohio State	Cleveland, OH
5	Stills, Gary	OLB	6-2	250	7/11/74	9	West Virginia	Trenton, NJ
3	Stover, Matt	K	5-11	178	1/27/68	18	Louisiana Tech	Dallas, TX
55	Suggs, Terrell	OLB	6-3	260	10/11/82	5	Arizona State	Chandler, AZ
88	Sypniewski, Quinn	TE	6-6	270	4/14/82	2	Colorado	Johnston, IA
78	Terry, Adam	T	6-8	330	9/1/82	3	Syracuse	Queensbury, NY
68	Vincent, Keydrick	G	6-5	325	4/13/78	7	Mississippi	Bartow, FL
83	Wilcox, Daniel	TE	6-1	245	3/23/77	5	Appalachian State	Atlanta, GA
5	Wilhoit, James	K	5-10	200	6/30/83	R	Tennessee	Hendersonville, TN
87	Williams, Demetrius	WR	6-2	197	3/28/83	2	Oregon	Concord, CA
17	Willis, Matt	WR	5-11	185	4/13/84	R	UCLA	La Palma, CA
79	Wilson, Lawrence	DT	6-0	296	5/12/84	R	Hawaii	Honolulu, HI
28	Winborne, Jamaine	DB	5-10	202	12/26/80	3	Virginia	Chesapeake, VA
73	Yanda, Marshal	G/T	6-3	310	9/15/84	R	Iowa	Anamosa, IA



2007 BALTIMORE RAVENS NUMERICAL ROSTER

No.	Name	Pos.	Ht.	Wt.	Age	Exp.	College	How Acquired	GP/GS/DNP/INA
2	Brendan Carney	P	6-4	203	24	R	Syracuse	FA '07	0/0/0/0
3	Matt Stover	K	5-11	178	39	18	Louisiana Tech	PB (NYG) '91	16/0/0/0
4	Sam Koch	P	6-1	230	24	2	Nebraska	D6a '06	16/0/0/0
5	James Wilhoit	K	5-10	200	23	R	Tennessee	FA '07	0/0/0/0
7	Kyle Boller	QB	6-3	220	25	5	California	D1b '03	5/0/1/0
8	Cullen Finnerty	QB	6-2	210	24	R	Grand Valley State	FA '07	0/0/0/0
9	Steve McNair	QB	6-2	230	34	13	Alcorn State	TR (TEN) '06	16/16/0/0
10	Drew Olson	QB	6-2	222	23	1	UCLA	FA '06	0/0/0/0
11	Troy Smith	QB	6-0	225	22	R	Ohio State	D5 '07	0/0/0/0
14	Romby Bryant	WR	6-1	181	27	1	Tulsa	FA '05	0/0/0/0
16	Yamon Figurs	WR/RS	5-11	175	24	R	Kansas State	D3a '07	0/0/0/0
17	Matt Willis	WR	5-11	185	23	R	UCLA	FA '07	0/0/0/0
18	Damien Linson	WR	5-10	186	22	R	Central Michigan	FA '07	0/0/0/0
20	Ed Reed	S	5-11	200	28	6	Miami	D1 '02	16/16/0/0
21	Chris McAlister	CB	6-1	206	29	9	Arizona	D1 '99	16/16/0/0
22	Samari Rolle	CB	6-0	175	30	10	Florida State	FA '05	16/16/0/0
23	Willis McGahee	RB	6-0	232	25	5	Miami	TR (BUF) '07	14/14/0/2
24	David Pittman	CB	5-11	182	23	2	Northwestern St.	D3 '06	0/0/0/16
25	Evan Oglesby	CB	5-10	185	26	2	North Alabama	FA '05	16/0/0/0
26	Dawan Landry	S	6-0	220	24	2	Georgia Tech	D5a '06	16/14/0/0
27	Ronnie Prude	CB	5-11	178	24	2	Louisiana State	FA '06	15/0/1/0
28	Jamaine Winborne	DB	5-10	202	26	3	Virginia	FA '05	1/0/0/2
29	Derrick Martin	CB	5-10	202	21	2	Wyoming	D6b '06	9/0/0/7
30	P.J. Daniels	RB	5-10	214	24	2	Georgia Tech	D4b '06	0/0/0/16
32	Musa Smith	RB	6-0	232	24	5	Georgia	D3 '03	12/0/0/1
33	Justin Green	FB	5-11	251	25	3	Montana	D5 '05	12/3/0/0
34	Cory Ross	RB	5-6	201	24	2	Nebraska	FA '06	4/0/0/12
35	Corey Ivy	CB	5-9	188	30	7	Oklahoma	UFA (STL) '06	13/0/0/3
36	B.J. Sams	DB/RS	5-10	185	25	4	McNeese State	FA '04	12/0/0/0
37	Le'Ron McCoin	FB	6-0	260	22	R	Alabama	D4b '07	0/0/0/0
38	Mike Anderson	RB	6-0	230	33	8	Utah	FA '06	16/0/0/0
39	Greg Pruitt, Jr.	RB	5-9	210	23	R	NC Central	FA '07	0/0/0/0
40	Donnie Johnson	S	6-0	209	23	R	Penn State	FA '07	0/0/0/0
41	Bobby Blackshire	S	6-2	196	22	R	Tulsa	FA '07	0/0/0/0
42	Gerome Sapp	S	6-1	216	26	5	Notre Dame	TR (IND) '06	15/1/0/1
43	Rob Abiamiri	TE	6-2	240	24	1	Maryland	FA '05	0/0/0/0
44	Willie Gaston	CB	5-10	187	24	R	Houston	FA '07	0/0/0/0
45	Terrell Maze	CB	5-10	171	23	R	San Diego State	FA '07	0/0/0/0
48	Jim Cottrell	OLB	6-2	257	24	1	New Mexico State	FA '06	0/0/0/0
50	Antwan Barnes	OLB	6-1	240	22	R	Florida International	D4a '07	0/0/0/0
51	Mike Smith	LB	6-1	235	25	3	Texas Tech	D7 '05	8/1/0/1
52	Ray Lewis	ILB	6-1	250	31	12	Miami	D1b '96	14/14/0/2
53	Dan Cody	OLB	6-5	255	25	3	Oklahoma	D2a '05	2/0/0/12
54	Prescott Burgess	ILB	6-3	240	23	R	Michigan	D6 '07	0/0/0/0
55	Terrelluggs	OLB	6-3	260	24	5	Arizona State	D1a '03	16/15/0/0
56	Gary Stills	OLB	6-2	250	32	9	West Virginia	FA '06	16/0/0/0
57	Bart Scott	ILB	6-2	240	26	6	Southern Illinois	FA '02	16/16/0/0
58	Dennis Haley	ILB	6-1	247	25	2	Virginia	FA '05	9/0/0/0
59	Joe Martin	LB	6-1	229	23	R	San Diego State	FA '07	0/0/0/0
60	Jason Brown	G/C	6-3	320	23	3	North Carolina	D4 '05	16/12/0/0
61	Nick Leeson	LS	6-1	255	24	R	Virginia Tech	FA '07	0/0/0/0
62	Mike Flynn	C	6-3	305	32	10	Maine	FA '97	16/16/0/0
63	Ikechuku Ndukwe	G	6-4	338	24	2	Northwestern	FA '06	5/0/0/6
64	Edgar Jones	OLB	6-3	263	22	R	Southeast Missouri	FA '07	0/0/0/0
65	Chris Chester	G/C	6-3	305	24	2	Oklahoma	D2 '06	11/4/3/2
66	Ben Grubbs	G	6-3	315	23	R	Auburn	D1 '07	0/0/0/0
67	Travis Leitko	DE	6-6	273	23	R	Notre Dame	FA '07	0/0/0/0
68	Keydrick Vincent	G	6-5	325	29	7	Mississippi	UFA (PIT) '05	12/12/0/4
69	Brian Rimpf	G	6-5	319	26	4	East Carolina	D7b '04	0/0/0/0
70	Matt Katula	LS	6-6	272	24	3	Wisconsin	FA '05	16/0/0/0
71	Kenny King	DT	6-4	284	27	4	Alabama	FA '07	0/0/0/1
72	Andrew Powell	DT	6-0	317	23	R	Mississippi State	FA '07	0/0/0/0
73	Marshal Yanda	G/T	6-3	310	22	R	Iowa	D3b '07	0/0/0/0
74	Mike Kralcik	T	6-8	337	23	1	San Diego State	FA '05	1/0/0/0
75	Jonathan Ogden	T	6-9	345	32	12	UCLA	D1a '96	14/14/0/2
76	Chris Pino	G	6-5	315	24	1	San Diego State	FA '06	0/0/0/0
77	Steve Edwards	G/T	6-5	333	28	4	Central Florida	FA '07	3/0/0/0
78	Adam Terry	T	6-8	330	24	3	Syracuse	D2b '05	15/2/1/0
79	Lawrence Wilson	DT	6-0	296	22	R	Hawaii	FA '07	0/0/0/0
80	Kendrick Ballantyne	TE	6-4	243	23	R	Northeastern	FA '07	0/0/0/0
81	Devard Darling	WR	6-1	215	25	4	Washington State	D3 '04	1/0/15/0
82	Marcus Freeman	TE	6-2	246	23	R	Notre Dame	FA '07	0/0/0/0
83	Daniel Wilcox	TE	6-1	245	30	5	Appalachian State	FA '04	14/6/0/2
84	Clarence Moore	WR	6-6	220	24	4	Northern Arizona	D6 '04	10/1/0/5
85	Derrick Mason	WR	5-10	192	33	11	Michigan State	FA '05	16/15/0/0
86	Todd Heap	TE	6-5	252	27	7	Arizona State	D1 '01	16/16/0/0
87	Demetrius Williams	WR	6-2	197	24	2	Oregon	D4a '06	16/0/0/0
88	Quinn Sypniewski	TE	6-6	270	25	2	Colorado	D5b '06	16/3/0/0
89	Mark Clayton	WR	5-10	195	24	3	Oklahoma	D1 '05	16/12/0/0
90	Trevor Pryce	DT	6-5	286	31	11	Clemson	FA '06	16/16/0/0
91	Keyonta Marshall	DT	6-1	330	25	2	Grand Valley State	FA '07	0/0/0/0
92	Haloti Ngata	DT	6-4	340	23	2	Oregon	D1 '06	16/16/0/0
93	Dwan Edwards	DT	6-3	315	25	4	Oregon State	D2 '04	8/0/0/8
94	Justin Bannan	DT	6-3	310	28	6	Colorado	UFA (BUF) '06	12/1/0/0
95	Jarret Johnson	OLB	6-3	270	25	5	Alabama	D4a '03	16/2/0/0
97	Kelly Gregg	DT	6-0	310	30	8	Oklahoma	FA '00	16/16/0/0
98	Atiyah Ellison	DT	6-3	318	25	3	Missouri	FA '06	0/0/0/3

TO GET ANY CLOSER, YOU'D HAVE TO BE THE BALL.



HIGH-DEFINITION TELEVISION from COMCAST

- An image 6 times sharper than regular TV, incredible color and Dolby Digital® sound.
- Up to 20 channels of high-definition programming, including all your local channels.
- Enjoy the Ravens in spectacular Hi-Def this season on NFL Network, ESPN, WBFF, WJZ & WBAL.



ESPN HD



CBS HD TV



1.888.COMCAST

comcast

Number of HD Channels vary by level of service and service area. HD Channels provide a mix of both HD and Non-HD programming. Some restrictions may apply. Call Comcast for details.

RAY
LEWIS



**STEVE
MCNAIR**



2006 STATISTICS

RESULTS AND ATTENDANCE

WON 13, LOST 3 AFC NORTH CHAMPIONS

9/10	W	27-0	at Tampa Bay	65,087
9/17	W	28-6	Oakland	70,744
9/24	W	15-14	at Cleveland	72,474
10/01	W	16-13	San Diego	70,743
10/09	L	3-13	at Denver	76,355
10/15	L	21-23	Carolina	70,762
10/22			BYE WEEK	
10/29	W	35-22	at New Orleans	69,152
11/05	W	26-20	Cincinnati	70,792
11/12	W	27-26	at Tennessee	69,143
11/19	W	24-10	Atlanta	70,790
11/26	W	27-0	Pittsburgh	70,946
11/30	L	7-13	at Cincinnati	65,973
12/10	W	20-10	at Kansas City	77,232
12/17	W	27-17	Cleveland	70,857
12/24	W	31-7	at Pittsburgh	63,224
12/31	W	19-7	Buffalo	70,913

TEAM STATISTICS

TOTAL FIRST DOWNS

Rushing	86	59
Passing	179	151
Penalty	17	26
3rd Down: Made/Att	96/233	60/208
3rd Down Pct.	41.2	28.8
4th Down: Made/Att	8/11	9/23
4th Down Pct.	72.7	39.1

POSSESSION AVG.

32:49	27:12
-------	-------

TOTAL NET YARDS

5072	4225
------	------

Avg. Per Game	317.0	264.1
Total Plays	1017	936
Avg. Per Play	5.0	4.5

NET YARDS RUSHING

1637	1214
------	------

Avg. Per Game	102.3	75.9
Total Rushes	476	367

NET YARDS PASSING

3435	3011
------	------

Avg. Per Game	214.7	188.2
Sacked/Yards Lost	17/100	60/418
Gross Yards	3535	3429

Att./Completions	524/328	509/279
Completion Pct.	62.6	54.8
Had Intercepted	14	28

PUNTS/AVERAGE

86/43.0	86/44.9
---------	---------

NET PUNTING AVG.

86/37.6	86/38.3
---------	---------

PENALTIES/YARDS

109/878	79/580
---------	--------

FUMBLES/BALL LOST

21/9	24/21
------	-------

TOUCHDOWNS

Rushing	11	5
Passing	21	16
Returns	6	0

SCORE BY PERIODS

	1	2	3	4	OT	PTS
RAVENS	84	91	73	105	0	353
Opponents	32	84	30	55	0	201

SCORING

	TD	RU	PA	RT	K/PAT	FG	S	PTS
Stover	0	0	0	0	37/37	28/30	0	121
J. Lewis	9	9	0	0	0	0	0	54
Heap	6	0	6	0	0	0	0	36
Clayton	5	0	5	0	0	0	0	30
Wilcox	3	0	3	0	0	0	0	18
Mason	2	0	2	0	0	0	0	12
McAlister	2	0	0	2	0	0	0	12
Mughelli	2	0	2	0	0	0	0	12
Williams	2	0	2	0	0	0	0	12
Reed	1	0	0	1	1	1	8	
Thomas	1	0	0	1	1	1	8	
Anderson	1	1	0	0	0	0	6	
Landry	1	0	0	1	0	0	6	
McNair	1	1	0	0	0	0	6	
Moore	1	0	1	0	0	0	6	
Prude	1	0	0	1	0	0	6	
RAVENS	38	11	21	6	37/37	28/30	2	353
Opponents	21	5	16	0	20/20	17/23	1	201

2-Pt. Conversions: RAVENS 0-1; Opponents 1-1

SACKS: Pryce 13, Thomas 11, Scott 9.5, Suggs 9.5, R. Lewis 5, Gregg 3.5, Landry 3, Ivy 2, J. Johnson 1.5, Ngata 1, Rolle 1
RAVENS 60; Opponents 17

PASSING

	ATT	COMP	YARDS	COMP%	YDS/ATT	TD	TD%	INT	INT%	LG	SACKS/LOST	RATING
McNair	468	295	3050	63.0	6.52	16	3.4	12	2.6	87t	14/84	82.5
Boller	55	33	485	60.0	8.82	5	9.1	2	3.6	77t	3/16	104.0
Clayton	1	0	0	0.0	0.00	0	0.0	0	0.0	0	0/0	39.6
RAVENS	524	328	3535	62.6	6.75	21	4.0	14	2.7	87t	17/100	84.6
Opponents	509	279	3429	54.8	6.74	16	3.1	28	5.5	72t	60/418	63.4

RUSHING

	NO	YDS	AVG	LG	TD
J. Lewis	314	1132	3.6	52	9
Anderson	39	183	4.7	34t	1
Mu. Smith	36	153	4.3	30t	0
McNair	45	119	2.6	19	1
Mughelli	12	50	4.2	12	0
Boller	22	34	1.5	10	0
Mason	1	-4	-4.0	-4	0
Clayton	7	-30	-4.3	3	0
RAVENS	476	1637	3.4	52	11
Opponents	367	1214	3.3	47	5

RECEIVING

	NO	YDS	AVG	LG	TD
Heap	73	765	10.5	30	6
Mason	68	750	11.0	38	2
Clayton	67	939	14.0	87t	5
Williams	22	396	18.0	77t	2
Mu. Smith	22	135	6.1	30	0
Mughelli	21	182	8.7	30t	2
Wilcox	20	166	8.3	35	3
J. Lewis	18	115	6.4	15	0
Anderson	9	54	6.0	13	0
Green	4	17	4.3	12	0
Sypniewski	2	15	7.5	9	0
Moore	2	1	0.5	4t	1
RAVENS	328	3535	10.8	87t	21
Opponents	279	3429	12.3	72t	16

INTERCEPTIONS

	NO	YDS	AVG	LG	TD
McAlister	6	121	20.2	60t	2
Landry	5	101	20.2	37	1
Reed	5	70	14.0	37	1
Rolle	3	60	20.0	44	0
Prude	2	66	33.0	54	1
Scott	2	31	15.5	24	0
R. Lewis	2	27	13.5	27	0
Ngata	1	60	60.0	60	0
Thomas	1	7	7.0	7	0
Ivy	1	0	0.0	0	0
Sapp	0	1	---	1	0
RAVENS	28	544	19.4	60t	5
Opponents	14	142	10.1	45	0

PUNTING

	NO	YDS	AVG	Net	TB	In	LG	Bk
Koch	86	3695	43.0	37.6	3	30	61	0
RAVENS	86	3695	43.0	37.6	3	30	61	0
Opponents	86	3864	44.9	38.3	11	26	71	0

PUNT RETURNS

	Ret	FC	YDS	AVG	LG	TD
Sams	29	4	307	10.6	65	0
Ross	13	3	37	2.8	9	0
Ivy	2	0	7	3.5	7	0
Oglesby	1	0	0	0.0	0	0
RAVENS	45	7	351	7.8	65	0
Opponents	44	16	404	9.2	38	0

KICKOFF RETURNS

	NO	YDS	AVG	LG	TD
Sams	30	772	25.7	72	0
Ross	9	194	21.6	28	0
J. Johnson	3	28	9.3	14	0
Ivy	1	14	14.0	14	0
Mu. Smith	1	27	27.0	27	0
Sypniewski	1	11	11.0	11	0
RAVENS	45	1046	23.2	72	0
Opponents	75	1636	21.8	46	0

FIELD GOALS

	1-19	20-29	30-39	40-49	50+
Stover	0/0	12/13	9/9	6/7	1/1
RAVENS	0/0	12/13	9/9	6/7	1/1
Opponents	0/0	6/6	4/5	3/8	4/4

Stover:(20G,42G)(25G,33G,37G,23G)(32G,43G,52G)(0(24G)0(43G,25G,36G,35G)(27G,40G)(42N,29G)(37G,40G)(29N)(41G,23G)(38G,22G)(26G)(26G,37G,39G,29G)

Opponents:(0(34G,51G)0(34G,54G,40N)(43G,44G)(21G,31G,21G)0(51G,31G)(21G,41N,43B)(21G)0(23G,27G,46N)(32N,49G)(51G,47N)0)

2006 DEFENSIVE STATISTICS

FROM COACHES VIDEO

PLAYER	TT	SOLO	AS	YDS		RET.		FF	FR	BK
				SACKS	LOST	INT	PD			
Lewis, Ray	164	106	58	5	36.5	2	27	9	1	1
Scott, Bart	135	93	42	9.5	66	2	31	9	1	0
Thomas, Adalius	106	75	31	11	59	1	7	9	1	1
Gregg, Kelly	101	61	40	3.5	23	0	0	1	1	3
Landry, Dawan	89	55	34	3	16	5	101	13	0	0
Suggs, Terrell	86	63	23	9.5	64.5	0	0	7	3	2
Pryce, Trevor	73	49	24	13	113.5	0	0	3	2	0
Reed, Ed	66	61	5	0	0	5	70	16	1	1
Rolle, Samari	60	55	5	1	7	3	60	13	0	0
McAlister, Chris	56	51	5	0	0	6	121	25	0	2
Ngata, Haloti	51	28	23	1	3	1	60	3	0	0
Johnson, Jarret	35	23	12	1.5	16.5	0	0	2	0	0
Franklin, Aubrayo	23	13	10	0	0	0	0	1	0	0
Bannan, Justin	20	13	7	0	0	0	0	0	1	0
Ivy, Corey	17	14	3	2	13	1	0	6	2	0
Edwards, Dwan	12	7	5	0	0	0	0	1	0	0
Sapp, Gerome	12	10	2	0	0	0	1	2	1	0
Haley, Dennis	11	6	5	0	0	0	0	2	0	0
Oglesby, Evan	9	8	1	0	0	0	0	2	0	0
Prude, Ronnie	4	4	0	0	0	2	66	5	0	0
Stills, Gary	2	2	0	0	0	0	0	0	1	1
Cody, Dan	1	0	1	0	0	0	0	0	0	0
Martin, Derrick	1	1	0	0	0	0	0	0	0	0
Smith, Mike	1	0	1	0	0	0	0	0	0	0
Totals	1135	798	337	60	418	28	544	129	15	11

2006 SPECIAL TEAMS STATISTICS

FROM COACHES VIDEO

PLAYER	TT	SOLO	AS	FF	FR	BK
Wilcox, Daniel	20	13	7	0	0	0
Oglesby, Evan	17	9	8	0	0	0
Ivy, Corey	14	11	3	0	0	0
Mughelli, Ovie	14	10	4	0	0	0
Green, Justin	12	6	6	0	0	0
Sapp, Gerome	10	7	3	0	0	0
Haley, Dennis	9	3	6	0	0	0
Johnson, Jarret	6	5	1	0	0	0
Prude, Ronnie	6	5	1	0	0	0
Smith, Mike	6	2	4	1	0	0
Katula, Matt	5	1	4	0	0	0
Johnson, Tim	4	4	0	0	0	0
Landry, Dawan	4	3	1	0	0	0
Martin, Derrick	4	3	1	0	0	0
Smith, Musa	4	2	2	0	1	0
Bannister, Alex	2	2	0	0	0	0
Koch, Sam	2	2	0	0	0	0
Sypniewski, Quinn	2	1	1	0	0	0
Winborne, Jamaime	2	1	1	0	0	0
Anderson, Mike	1	0	1	0	0	0
Stover, Matt	1	1	0	0	0	0
Thomas, Adalius	1	0	1	0	0	0
Totals	190	120	70	1	2	0

TOP THREE

SOLO	SACKS	FF	FR	PD
106 Ray Lewis	13 Trevor Pryce	3 Terrell Suggs	3 Kelly Gregg	25 Chris McAlister
93 Bart Scott	11 Adalius Thomas	2 Corey Ivy	2 Chris McAlister	16 Ed Reed
75 Adalius Thomas	9.5 2 Players	2 Trevor Pryce	2 Terrell Suggs	13 2 Players

2006 USUAL STARTING LINEUPS

OFFENSE		DEFENSE	
WR 89 Mark Clayton	LDT 90 Trevor Pryce		
LT 75 Jonathan Ogden	NT 97 Kelly Gregg		
LG 60 Jason Brown	RDT 92 Haloti Ngata		
C 62 Mike Flynn	LOLB 55 Terrell Suggs		
RG 68 Keydrick Vincent	LILB 57 Bart Scott		
RT 79 Tony Pashos	RILB 52 Ray Lewis		
TE 86 Todd Heap	ROLB 96 Adalius Thomas		
WR 85 Derrick Mason	LCB 21 Chris McAlister		
QB 9 Steve McNair	RCB 22 Samari Rolle		
RB 31 Jamal Lewis	SS 26 Dawan Landry		
FB 34 Ovie Mughelli	FS 20 Ed Reed		

2006 RAVENS COACHES

Brian Billick, Head Coach; **Rex Ryan**, Defensive Coordinator; **Frank Ganz Jr.**, Special Teams Coordinator; **Clarence Brooks**, Defensive Line; **Mark Carrier**, Secondary; **Vic Fangio**, Special Assistant; **Jim Fassel**, Offensive Coordinator (games 1-4); **John Fassel**, Special Teams Assistant; **Jedd Fisch**, Asst. Quarterbacks/Wide Receivers; **Jeff Fitzgerald**, Linebackers; **Chris Foerster**, Asst. Head Coach/Offensive Line; **Jeff Friday**, Strength and Conditioning; **Wade Harman**, Tight Ends/Asst. Offensive Line; **Mike Johnson**, Wide Receivers; **Tony Nathan**, Running Backs; **Rick Neuheisel**, Quarterbacks; **Mike Pettine**, Outside Linebackers; **Paul Ricci**, Asst. Strength and Conditioning; **Greg Roman**, Asst. Offensive Line; **Dennis Thurman**, Secondary

2006 RAVENS HONOR ROLL

Pro Bowl: LB Ray Lewis, CB Chris McAlister, QB Steve McNair; LT Jonathan Ogden (starter), S Ed Reed (starter), LB Bart Scott, LB Terrell Suggs, LB Adalius Thomas (starter)

NFL Alumni Association's TE of the Year: Todd Heap

Pro Football Weekly Asst. Coach of the Year: Rex Ryan

USA Today's All-Joe Team: NT Kelly Gregg, TE Todd Heap, FB Ovie Mughelli, DE Trevor Pryce, LB Bart Scott, K Matt Stover

NFL Players of the Month/Week: LB Bart Scott (Sept.) - Defense, K Matt Stover (Sept.) - Special Teams, LB Ray Lewis (Week 1) - Defense, CB Chris McAlister (Week 17) - Defense, DT Trevor Pryce (Week 10) - Special Teams, RB B.J. Sams (Week 11) - Special Teams

Ed Cluck Courage Award: CB Corey Ivy

Ravens Roost Unsung Hero: CB Corey Ivy

Ravens Roost Extra Effort: TE Daniel Wilcox

Ravens Nest Player of the Year: NT Kelly Gregg

BALTIMORE RAVENS 2006 SEASON REVIEW

Record	13-3	vs. AFC North	-5-1
vs. AFC	10-2	vs. NFC	-3-1
Home	7-1	Away	-6-2
On Grass	-5-1	On Artificial Turf	-8-2
Outdoors	12-3	Indoors	-1-0
Leading at Halftime	9-0	Trailing at Halftime	-4-2
Tied at Halftime	0-1	Leading After 3 Quarters	10-0
Tied After 3 Quarters	0-1	Trailing After 3 Quarters	-3-2
Winning Coin Toss	5-2	Losing Coin Toss	-8-1
Decided by 7 Points or Less	4-2	Decided By 3 Points or Less	-3-1
When Scoring First	9-1	When Not Scoring First	-4-2
Positive or Even Turnover Ratio	9-1	Negative Turnover Ratio	-4-2
Winning or Even Penalty Ratio	6-1	Losing Penalty Ratio	-8-2
With a 100-Yard Rusher	2-0	With a 100-Yard Receiver	-5-1
Without a 100-Yard Rusher	11-3	Without a 100-Yard Receiver	-8-2
When Allowing a 100-Yard Rusher	-2-0	When Not Allowing a 100-Yard Rusher	-11-3
When Allowing a 100-Yard Receiver	-4-2	When Not Allowing a 100-Yard Receiver	-9-1
With a 300-Yard Passer	-1-0	Without a 300-Yard Passer	-12-3
Allowing a 300-Yard (net) Passer	-1-1	Not Allowing a 300-Yard (net) Passer	-12-2
Overtime	0-0	Preseason	-2-2



2006 POSTSEASON STATISTICS

RESULTS AND ATTENDANCE

WON 0, LOST 1

01/13 L 6-15 Indianapolis 71,162

TEAM STATISTICS

	RAVENS	OPPONENT
TOTAL FIRST DOWNS	13	15
Rushing	5	6
Passing	6	9
Penalty	2	0
3rd Down: Made/Att	2/11	8/19
3rd Down Pct.	18.2	42.1
4th Down: Made/Att	0/0	0/0
4th Down Pct.	0.0	0.0
POSSESSION AVG.	28:36	31:24
TOTAL NET YARDS	244	261
Avg. Per Game	244.0	261.0
Total Plays	51	66
Avg. Per Play	4.8	4.0
NET YARDS RUSHING	83	100
Avg. Per Game	83.0	100.0
Total Rushes	20	35
NET YARDS PASSING	161	161
Avg. Per Game	161.0	161.0
Sacked/Yards Lost	2/12	1/9
Gross Yards	173	170
Att./Completions	29/18	30/15
Completion Pct.	62.1	50.0
Had Intercepted	2	2
PUNTS/AVERAGE	5/38.0	4/45.0
NET PUNTING AVG.	5/27.4	4/32.5
PENALTIES/YARDS	6/39	3/19
FUMBLES/BALL LOST	2/2	3/0
TOUCHDOWNS	0	0
Rushing	0	0
Passing	0	0
Returns	0	0

SCORE BY PERIODS

	1	2	3	4	OT	PTS
RAVENS	0	3	0	3	0	6
Opponents	6	3	3	3	0	15

SCORING	TD	RU	PA	RT	K/PAT	FG	S	PTS
Stover	0	0	0	0	0/0	2/2	0	6
RAVENS	0	0	0	0	0/0	2/2	0	6
Opponents	0	0	0	0	0/0	5/5	0	15

2-Pt. Conversions: RAVENS 0-0; Opponents 0-0

SACKS: Gregg 0.5, Thomas 0.5

RAVENS 1.0; Opponents 2.0

PASSING	ATT	COMP	YARDS	COMP%	YDS/ATT
McNair	29	18	173	62.1	5.97
RAVENS	29	18	173	62.1	5.97
Opponents	30	15	170	50.0	5.67

RUSHING	NO	YDS	AVG	LG	TD
J. Lewis	13	53	4.1	18	0
Anderson	4	18	4.5	8	0
McNair	1	6	6.0	6	0
Mughelli	2	6	3.0	3	0
RAVENS	20	83	4.2	18	0
Opponents	35	100	2.9	25	0

RECEIVING	NO	YDS	AVG	LG	TD
Clayton	6	73	12.2	21	0
Heap	3	28	9.3	23	0
J. Lewis	3	24	8.0	13	0
Mason	2	16	8.0	9	0
Mughelli	2	11	5.5	9	0
Wilcox	1	15	15.0	15	0
Anderson	1	6	6.0	6	0
RAVENS	18	173	9.6	23	0
Opponents	15	170	11.3	27	0

INTERCEPTIONS	NO	YDS	AVG	LG	TD
Reed	2	0	0.0	0	0
RAVENS	2	0	0.0	0	0
Opponents	2	9	4.5	9	0

PUNTING	NO	YDS	AVG	Net	TB	In	LG	Bk
Koch	5	190	38.0	27.4	1	1	47	0
RAVENS	5	190	38.0	27.4	1	1	47	0
Opponents	4	180	45.0	32.5	1	1	51	0

PUNT RETURNS	Ret	FC	YDS	AVG	LG	TD
Ross	2	0	30	15.0	18	0
RAVENS	2	0	30	15.0	18	0
Opponents	3	1	33	11.0	21	0

KICKOFF RETURNS	NO	YDS	AVG	LG	TD
Ross	6	124	20.7	27	0
RAVENS	6	124	20.7	27	0
Opponents	3	48	16.0	18	0

FIELD GOALS	1-19	20-29	30-39	40-49	50+
Stover	0/0	0/0	0/0	1/1	1/1
RAVENS	0/0	0/0	0/0	1/1	1/1
Opponents	0/0	1/1	1/1	2/2	1/1

Stover: (40G,51G)

RAVENS: (40G,51G)

Opponents: (23G,42G,51G,48G,35G)

TD	TD%	INT	INT%	LG	SACK/LOST	RATING
0	0.0	2	6.9	23	2/12	49.9
0	0.0	2	6.9	23	2/12	49.9
0	0.0	2	6.7	27	1/9	39.6

2006 POSTSEASON
DEFENSIVE STATISTICS

FROM COACHES VIDEO

PLAYER	TT	SOLO	AS	YDS				FR
				SACKS	LOST	INT	YDS	
Lewis, Ray	23	13	10	0	0	0	0	3
Scott, Bart	12	5	7	0	0	0	0	0
Suggs, Terrell	10	9	1	0	0	0	0	1
Pryce, Trevor	8	3	5	0	0	0	0	0
Thomas, Adalius	8	5	3	0	0	0	0	0
Gregg, Kelly	7	5	2	1	9	0	0	0
Ngata, Haloti	7	3	4	0	0	0	0	0
Rolle, Samari	4	3	1	0	0	0	0	1
McAlister, Chris	3	3	0	0	0	0	0	1
Ivy, Corey	2	2	0	0	0	0	0	0
Johnson, Jarret	2	2	0	0	0	0	0	0
Reed, Ed	2	2	0	0	2	0	3	0
Franklin, Aubrayo	1	0	1	0	0	0	0	0
Landry, Dawan	1	0	1	0	0	0	0	0
Totals	90	55	35	1	9	2	0	8

2006 POSTSEASON
SPECIAL TEAMS STATISTICS

FROM COACHES VIDEO

PLAYER	TT	SOLO	AS	FF	FR	BK
Johnson, Tim	1	1	0	0	0	0
Katula, Matt	1	1	0	0	0	0
Landry, Dawan	1	1	0	0	0	0
Oglesby, Evan	1	1	0	0	0	0
Sapp, Jerome	1	1	0	0	0	0
Totals	6	6	0	0	0	0

BALTIMORE
RAVENS

2006 PRESEASON STATISTICS

RESULTS AND ATTENDANCE

WON 2, LOST 2			
08/11	L	16-17	New York Giants 70,249
08/17	W	20-10	Philadelphia 70,255
08/25	L	7-30	at Minnesota 63,257
08/31	W	17-10	at Washington 60,326

TEAM STATISTICS

	RAVENS	OPPONENT
TOTAL FIRST DOWNS	70	65
Rushing	21	16
Passing	42	39
Penalty	7	10
3rd Down: Made/Att	21/56	21/60
3rd Down Pct.	37.5	35.0
4th Down: Made/Att	1/1	2/5
4th Down Pct.	100.0	40.0

	RAVENS	OPPONENT
POSSESSION AVG.	32:33	27:27
TOTAL NET YARDS	1210	1087
Avg. Per Game	302.5	271.8
Total Plays	252	245
Avg. Per Play	4.8	4.4

	RAVENS	OPPONENT
NET YARDS RUSHING	461	334
Avg. Per Game	115.3	83.5
Total Rushes	115	104

	RAVENS	OPPONENT
NET YARDS PASSING	749	753
Avg. Per Game	187.3	188.3
Sacked/Yards Lost	16/117	16/96
Gross Yards	866	849
Att./Completions	121/78	125/66
Completion Pct.	64.5	52.8
Had Intercepted	2	1

	RAVENS	OPPONENT
PUNTS/AVERAGE	25/42.4	20/46.4
NET PUNTING AVG.	25/33.8	20/39.3
PENALTIES/YARDS	31/262	27/216

	RAVENS	OPPONENT
FUMBLE/BALL LOST	7/4	5/3
TOUCHDOWNS	6	7
Rushing	3	1
Passing	3	3
Returns	0	3

SCORE BY PERIODS	1	2	3	4	OT	PTS
RAVENS	14	16	20	10	0	60
Opponents	13	14	6	34	0	67

SCORING	TD	RU	PA	RT	K/PAT	FG	S	PTS
Stover	0	0	0	0	5/5	5/6	0	20
Boller	1	1	0	0			0	6
Clayton	1	0	1	0			0	6
Darling	1	0	1	0			0	6
McNair	1	1	0	0			0	6
Mu. Smith	1	1	0	0			0	6
Williams	1	0	1	0			0	6
Elling	0	0	0	0	1/1	1/1	0	4
RAVENS	6	3	3	0	6/6	6/7	0	60
OPPONENTS	7	1	3	3	7/7	6/9	0	67

2-Pt. Conversions: RAVENS 0-0, Opponents 0-0

SACKS: Bannan 2, Cody 2, R. Green 2, Mi. Smith 2, Suggs 2, Haley 1, J. Johnson 1, LaCasse 1, Landry 1, Stills 1, Winborne 1, **RAVENS 16, Opponents 16**

FIELD GOALS	1-19	20-29	30-39	40-49	50+
Stover	0/0	1/1	2/2	2/3	0/0
Elling	0/0	0/0	0/0	1/1	0/0
RAVENS	0/0	1/1	2/2	3/4	0/0
Opponents	0/0	2/2	2/2	2/5	0/0

Stover: (27G,43G,43G)(30G,30G)(46N)(0)

Elling: (0)(0)(42G)

RAVENS: (27G,43G,43G)(30G,30G)(46N)(42G)

Opponents: (44N,29G)(43G)(45G,40N,38G,23G)(30G,42N)

RUSHING	NO	YDS	AVG	LG	TD
Mu. Smith	16	134	8.4	43t	1
Daniels	31	81	2.6	13	0
Anderson	24	62	2.6	9	0
Ross	18	62	3.4	10	0
J. Lewis	15	61	4.1	13	0
Boller	4	25	6.3	18	1
McNair	3	19	6.3	7	1
St. Pierre	3	12	4.0	10	0
Darling	1	5	5.0	5	0
RAVENS	115	461	4.0	43t	3
Opponents	104	334	3.2	19	1

RECEIVING	NO	YDS	AVG	LG	TD
Clayton	10	88	8.8	22	1
Mason	9	82	9.1	19	0
Darling	8	169	21.1	42	1
Williams	8	125	15.6	29t	1
Mu. Smith	7	62	8.9	36	0
Heap	6	75	12.5	18	0
Sypniewski	6	55	9.2	26	0
Wilcox	6	28	4.7	10	0
Blizzard	3	18	6.0	8	0
LaTendresse	3	18	6.0	7	0
Anderson	3	12	4.0	9	0
Moore	2	60	30.0	44	0
Mughelli	2	14	7.0	9	0
Ross	2	5	2.5	5	0
Bryant	1	45	45.0	45	0
Bratton	1	6	6.0	6	0
J. Green	1	4	4.0	4	0
RAVENS	78	866	11.1	45	3
Opponents	66	849	12.9	77t	3

INTERCEPTIONS	NO	YDS	AVG	LG	TD
Oglesby	1	0	0.0	0	0
RAVENS	1	0	0.0	0	0
Opponents	2	86	43.0	69t	1

PUNTING	NO	YDS	AVG	Net	TB	In	LG	Bk
Koch	16	722	45.1	33.5	4	2	61	0
Araguz	9	339	37.7	34.4	1	6	46	0
RAVENS	25	1061	42.4	33.8	5	8	61	0
Opponents	20	928	46.4	39.3	2	4	60	0

PUNT RETURNS	Ret	FC	YDS	AVG	LG	TD
Ross	7	0	66	9.4	20	0
Sams	7	1	36	5.1	13	0
Prude	1	0	0	0.0	0	0
Moses	0	1	0	---	---	0
RAVENS	15	2	102	6.8	20	0
Opponents	11	5	115	10.5	57t	1

KICKOFF RETURNS	NO	YDS	AVG	LG	TD
Ross	8	174	21.8	29	0
Sams	8	183	22.9	31	0
RAVENS	16	357	22.3	31	0
Opponents	13	288	22.2	28	0



PASSING	ATT	COMP	YARDS	COMP%	YDS/ATT	TD	TD%	INT	INT%	LG	SACK/LOST	RATING
Boller	49	31	413	63.3	8.43	2	4.1	0	0.0	45	9/64	103.5
McNair	46	35	335	76.1	7.28	1	2.2	1	2.2	36	4/24	94.0
St. Pierre	16	7	62	43.8	3.88	0	0.0	1	6.3	26	3/29	28.6
Olson	10	5	56	50.0	5.60	0	0.0	0	0.0	25	0/0	67.1
RAVENS	121	78	866	64.5	7.16	3	2.5	2	1.7	45	16/117	87.0
Opponents	125	66	849	52.8	6.79	3	2.4	1	0.8	77t	16/96	79.1



2006

PRESEASON DEFENSIVE STATISTICS

FROM COACHES VIDEO

PLAYER	TT	SOLO	AS	YDS		RET.		FF	FR	BK
				SACKS	LOST	INT	YDS/P			
Landry, Dawan	19	16	3	1	8	0	0	0	0	0
Haley, Dennis	18	13	5	1	5	0	0	0	1	0
Smith, Mike	16	9	7	2	11	0	0	0	1	0
Scott, Bart	15	7	8	0	0	0	0	0	0	0
Edwards, Dwan	13	9	4	0	0	0	0	0	0	1
Johnson, Jarret	13	7	6	1	14	0	0	0	1	0
Lewis, Ray	13	10	3	0	0	0	0	0	1	0
Bannan, Justin	12	7	5	2	7	0	0	1	0	0
Martin, Derrick	12	11	1	0	0	0	0	3	0	1
Suggs, Terrell	11	9	2	2	7	0	0	0	1	0
Gregg, Kelly	11	7	4	0	0	0	0	0	0	0
Stills, Gary	11	6	5	1	3	0	0	0	0	0
Winborne, Jamaime	10	9	1	1	4	0	0	0	0	1
Prude, Ronnie	9	8	1	0	0	0	0	3	0	0
Cody, Dan	8	6	2	2	14	0	0	0	0	0
Franklin, Aubrayo	8	6	2	0	0	0	0	0	0	0
Reed, Ed	8	6	2	0	0	0	0	1	1	0
Thomas, Adalius	8	5	3	0	0	0	0	0	0	0
Johnson, Tim	7	3	4	0	0	0	0	0	0	0
Cottrell, Jim	6	2	4	0	0	0	0	0	0	0
LaCasse, Ryan	6	2	4	1	14	0	0	1	0	0
Leaders, Nick	6	2	4	0	0	0	0	0	0	0
Butler, Robb	5	2	3	0	0	0	0	1	0	0
Green, Rod	5	4	1	2	9	0	0	0	0	0
Ngata, Haloti	5	2	3	0	0	0	0	0	0	0
Oglesby, Evan	5	4	1	0	0	1	0	4	0	0
Sapp, Jerome	5	3	2	0	0	0	0	0	0	0
Thompson, Duvol	5	3	2	0	0	0	0	1	1	0
James, Shannon	4	4	0	0	0	0	0	1	1	0
McAlister, Chris	4	3	1	0	0	0	0	0	0	0
Pittman, David	4	3	1	0	0	0	0	0	0	0
Rolle, Samari	4	4	0	0	0	0	0	1	0	0
Ayodele, Remi	2	1	1	0	0	0	0	0	0	0
Ivy, Corey	2	2	0	0	0	0	0	0	0	0
Paris, Steve	2	1	1	0	0	0	0	0	0	0
Pryce, Trevor	2	0	2	0	0	0	0	1	1	0
Thomas, Benard	1	1	0	0	0	0	0	0	0	0
Totals	295	197	98	16	96	1	0	18	5	3

2006

PRESEASON SPECIAL TEAMS STATISTICS

FROM COACHES VIDEO

PLAYER	TT	SOLO	AS	FF	FR	BK
Johnson, Tim	4	3	1	0	0	0
Haley, Dennis	3	2	1	0	0	0
Katula, Matt	3	2	1	0	0	0
Smith, Mike	3	1	2	0	0	0
Stills, Gary	3	3	0	0	0	0
Green, Justin	2	2	0	0	0	0
Mughelli, Ovie	2	1	1	0	0	0
Sapp, Jerome	2	2	0	0	0	0
Cody, Dan	1	1	0	0	0	0
Daniels, P.J.	1	1	0	0	0	0
Green, Rod	1	0	1	0	0	0
Ivy, Corey	1	1	0	0	0	0
Landry, Dawan	1	1	0	0	0	0
Martin, Derrick	1	1	0	0	0	0
Winborne, Jamaime	1	0	1	0	0	0
Totals	29	21	8	0	0	0



BALTIMORE
RAVENS

ALL-TIME RAVENS INTs RETURNED FOR TDs

In each of the team's 11 seasons, the Ravens have had at least 1 INT returned for a TD, including 5 in 2006. A look at the Ravens' 27 all-time INTs returned for TDs:

Date	Player	INT-TD Length	Opponent
12/31/06	CB Chris McAlister	31 yards	vs. Buffalo Bills
11/5/06	S Ed Reed	25 yards*	vs. Cincinnati Bengals
10/29/06	S Dawan Landry	12 yards	@ New Orleans Saints
10/29/06	CB Ronnie Prude	12 yards	@ New Orleans Saints
9/10/06	CB Chris McAlister	60 yards	@ Tampa Bay Buccaneers
12/4/05	LB Adalius Thomas	20 yards	vs. Houston Texans
1/2/05	DE Jarret Johnson	6 yards	vs. Miami Dolphins
11/21/04	S Chad Williams	44 yards	vs. Dallas Cowboys
11/7/04	S Ed Reed	106 yards	vs. Cleveland Browns
10/24/04	CB Deion Sanders	48 yards	vs. Buffalo Bills
9/19/04	CB Chris McAlister	51 yards	vs. Pittsburgh Steelers
12/21/03	S Chad Williams	52 yards	@ Cleveland Browns
11/30/03	LB Ray Lewis	29 yards	vs. San Francisco 49ers
10/12/03	CB Chris McAlister	83 yards	vs. Arizona Cardinals
9/14/03	S Ed Reed	54 yards	vs. Cleveland Browns
12/1/02	S Chad Williams	98 yards	@ Cincinnati Bengals
11/10/02	LB Adalius Thomas	25 yards	vs. Cincinnati Bengals
12/2/01	S Rod Woodson	47 yards	vs. Indianapolis Colts
12/24/00	CB Chris McAlister	98 yards	vs. New York Jets
12/19/99	S Corey Harris	24 yards	vs. New Orleans Saints
12/5/99	S Rod Woodson	47 yards	vs. Tennessee Titans
11/21/99	CB Duane Starks	43 yards	@ Cincinnati Bengals
11/7/99	S Rod Woodson	66 yards	@ Cleveland Browns
11/8/98	CB Rod Woodson	18 yards	vs. Oakland Raiders
9/13/98	CB Rod Woodson	60 yards	@ New York Jets
11/30/97	CB Antonio Langham	40 yards	@ Jacksonville Jaguars
11/24/96	LB Mike Caldwell	45 yards	vs. Jacksonville Jaguars

*lateral from Samari Rolle INT

2006 PLAYER PARTICIPATION CHART

Player	9/10 at TB	9/17 vs. Oak.	9/24 at Cle.	10/1 vs. SD	10/9 at Den.	10/15 vs. Car.	10/29 at NO	11/5 vs. Cin.	11/12 at Ten.	11/19 vs. Atl.	11/26 vs. Pitt.	11/30 at Cin.	12/10 at KC	12/17 vs. Cle.	12/24 at Pit.	12/31 vs. Buf.	Div. Playoff 1/13 vs. Ind.	Games Played	Games Started	Did Not Play	Inactive
Anderson, Mike	X	X	X	X	X	X	X	X	X	X	X	X	X	X	X	X	X	16	0	0	0
Bannan, Justin	X	X	X	DT	X	X	X	X	X	X	X	INA	IR	IR	IR	IR	IR	11	1	0	1
Bannister, Alex	NOR	NOR	NOR	NOR	NOR	NOR	NOR	NOR	NOR	NOR	NOR	NOR	NOR	NOR	X	X	X	2	0	0	0
Boller, Kyle	X	DNP	DNP	DNP	DNP	X	DNP	DNP	DNP	DNP	X	DNP	DNP	X	X	DNP	DNP	5	0	11	0
Brown, Jason	X	X	X	X	LG	LG	LG	LG	LG	LG	LG	LG	LG	LG	LG	LG	LG	16	12	0	0
Chester, Chris	INA	INA	DNP	DNP	X	DNP	X	X	RG	RG	RG	X	X	X	RG	X	11	4	3	2	
Clayton, Mark	WR	WR	WR	WR	X	WR	WR	X	X	X	WR	WR	WR	WR	WR	WR	WR	16	12	0	0
Cody, Daniel	INA	INA	INA	INA	INA	INA	INA	INA	INA	X	INA	INA	INA	INA	IR	IR	IR	2	0	0	12
Daniels, P.J.	INA	INA	INA	INA	INA	INA	INA	INA	INA	INA	INA	INA	INA	INA	INA	INA	INA	0	0	0	16
Darling, Devard	X	INA	INA	INA	INA	INA	INA	INA	INA	INA	INA	INA	INA	INA	INA	INA	INA	1	0	0	15
Edwards, Dwan	X	X	INA	INA	INA	X	INA	INA	INA	INA	INA	X	X	X	X	X	X	8	0	0	8
Ellison, Atiyah	NOR	PS	PS	PS	PS	PS	PS	PS	PS	PS	PS	PS	INA	INA	INA	IR	IR	0	0	0	3
Flynn, Mike	C	C	C	C	C	C	C	C	C	C	C	C	C	C	C	C	C	16	16	0	0
Franklin, Aubrayo	INA	INA	X	X	X	X	X	X	X	X	X	X	X	X	X	X	X	14	0	0	2
Green, Justin	FB	X	X	FB	X	FB	X	X	X	X	X	X	IR	IR	IR	IR	IR	12	3	0	0
Gregg, Kelly	NT	NT	NT	NT	NT	NT	NT	NT	NT	NT	NT	NT	NT	NT	NT	NT	NT	16	16	0	0
Haley, Dennis	PS	PS	PS	PS	PS	X	PS	PS	X	X	X	X	X	X	X	X	X	9	0	0	0
Heap, Todd	TE	TE	TE	TE	TE	TE	TE	TE	TE	TE	TE	TE	TE	TE	TE	TE	TE	16	16	0	0
Ivy, Corey	X	X	X	X	INA	INA	INA	X	X	X	X	X	X	X	X	X	X	13	0	0	3
Johnson, Jarret	X	X	X	RDE	X	X	X	X	RLB	X	X	X	X	X	X	X	X	16	2	0	0
Johnson, Tim	NOR	NOR	NOR	NOR	NOR	NOR	NOR	NOR	NOR	NOR	NOR	NOR	X	X	X	X	X	4	0	0	0
Katula, Matt	X	X	X	X	X	X	X	X	X	X	X	X	X	X	X	X	X	16	0	0	0
Koch, Sam	X	X	X	X	X	X	X	X	X	X	X	X	X	X	X	X	X	16	0	0	0
Kracalik, Mike	PS	PS	PS	PS	PS	PS	PS	PS	PS	PS	PS	PS	PS	PS	PS	PS	PS	1	0	0	0
Landry, Dawan	SS	SS	SS	X	SS	SS	X	SS	SS	SS	SS	SS	SS	SS	SS	SS	SS	16	14	0	0
Lewis, Jamal	RB	RB	RB	RB	RB	RB	RB	RB	RB	RB	RB	RB	RB	RB	RB	RB	RB	16	16	0	0
Lewis, Ray	MLB	MLB	MLB	MLB	MLB	MLB	MLB	MLB	INA	INA	RILB	RILB	RILB	RILB	RILB	RILB	RILB	14	14	0	2
Luchey, Nick	NOR	NOR	NOR	NOR	NOR	NOR	NOR	NOR	NOR	NOR	NOR	NOR	INA	INA	INA	INA	INA	0	0	0	4
Martin, Derrick	INA	INA	INA	INA	INA	X	X	INA	INA	INA	INA	X	X	X	X	X	INA	8	0	0	8
Mason, Derrick	WR	WR	WR	WR	WR	WR	WR	WR	X	WR	WR	WR	WR	WR	WR	WR	WR	16	15	0	0
McAlister, Chris	LCB	LCB	LCB	LCB	LCB	LCB	LCB	LCB	LCB	LCB	LCB	LCB	LCB	LCB	LCB	LCB	LCB	16	16	0	0
McNair, Steve	QB	QB	QB	QB	QB	QB	QB	QB	QB	QB	QB	QB	QB	QB	QB	QB	QB	16	16	0	0
Moore, Clarence	INA	X	INA	INA	X	NOR	X	X	WR	X	X	X	X	X	INA	INA	INA	10	1	0	5
Mughelli, Ovie	X	X	X	X	FB	X	FB	FB	FB	FB	FB	FB	X	X	X	X	X	16	7	0	0
Multalo, Edwin	LG	LG	LG	LG	IR	IR	IR	IR	IR	IR	IR	IR	IR	IR	IR	IR	IR	4	4	0	0
Ndukwe, Ikechuku	NOR	NOR	NOR	INA	INA	INA	INA	INA	NOR	X	X	INA	INA	X	X	X	X	5	0	0	6
Ngata, Haloti	DT	DT	DT	DT	DT	DT	DT	DT	DT	DT	RDT	RDT	RDT	RDT	RDT	RDT	RDT	16	16	0	0
Ogden, Jonathan	LT	LT	LT	LT	LT	LT	LT	LT	LT	LT	LT	LT	LT	LT	INA	INA	LT	14	14	0	2
Oglesby, Evan	X	X	X	X	X	X	X	X	X	X	X	X	X	X	X	X	X	16	0	0	0
Pashos, Tony	RT	RT	RT	RT	RT	RT	RT	RT	RT	RT	RT	RT	RT	RT	RT	RT	RT	16	16	0	0
Pittman, David	INA	INA	INA	INA	INA	INA	INA	INA	INA	INA	INA	INA	INA	INA	INA	INA	INA	0	0	0	16
Prude, Ronnie	X	X	X	X	X	X	X	X	X	X	X	X	DNP	X	X	X	DNP	15	0	1	0
Pryce, Trevor	LDE	LDE	LDE	LDE	LDE	LDE	LDE	LDE	LDE	LDT	LDT	LDT	LDT	LDT	LDT	LDT	LDT	16	16	0	0
Reed, Ed	PS	PS	PS	PS	PS	PS	PS	PS	PS	PS	PS	PS	PS	PS	PS	PS	PS	16	16	0	0
Rimpf, Brian	IR	IR	IR	IR	IR	IR	IR	IR	IR	IR	IR	IR	IR	IR	IR	IR	IR	0	0	0	0
Rollé, Samari	RCB	RCB	RCB	RCB	RCB	RCB	RCB	RCB	RCB	RCB	RCB	RCB	RCB	RCB	RCB	RCB	RCB	16	16	0	0
Ross, Cory	INA	INA	INA	INA	INA	INA	INA	INA	INA	INA	INA	INA	X	X	X	X	X	4	0	0	12
Sams, B.J.	X	X	X	X	X	X	X	X	X	X	X	X	IR	IR	IR	IR	IR	12	0	0	0
Sapp, Gerome	X	X	X	X	X	SS	X	X	X	X	X	X	X	INA	X	X	X	15	1	0	1
Scott, Bart	RLB	RLB	RLB	RLB	RLB	RLB	RLB	RLB	RLB	MLB	LILB	LILB	LILB	LILB	LILB	LILB	LILB	16	16	0	0
Smith, Mike	X	X	X	X	X	INA	X	MLB	IR	IR	IR	IR	IR	IR	IR	IR	IR	8	1	0	1
Smith, Musa	X	X	X	X	X	X	X	X	X	X	X	X	INA	IR	IR	IR	IR	12	0	0	1
Stills, Gary	X	X	X	X	X	X	X	X	X	X	X	X	X	X	X	X	X	16	0	0	0
Stover, Matt	X	X	X	X	X	X	X	X	X	X	X	X	X	X	X	X	X	16	0	0	0
Suggs, Terrell	RDE	RDE	RDE	X	RDE	RDE	RDE	RDE	RDE	RDE	LOLB	LOLB	LOLB	LOLB	LOLB	LOLB	LOLB	16	15	0	0
Sypniewski, Quinn	X	X	X	X	X	X	X	TE	X	TE	X	TE	X	X	X	X	TE	16	3	0	0
Terry, Adam	X	X	X	X	X	X	X	X	X	X	X	X	X	X	LT	LT	X	16	2	0	0
Thomas, Adalius	LLB	LLB	LLB	LLB	LLB	LLB	LLB	LLB	LLB	LLB	ROLB	ROLB	ROLB	ROLB	ROLB	ROLB	ROLB	16	16	0	0
Vincent, Keyrick	RG	RG	RG	RG	RG	RG	RG	RG	RG	INA	INA	INA	RG	RG	RG	INA	RG	12	12	0	4
Wilcox, Daniel	X	TE	TE	X	TE	X	X	X	X	TE	INA	INA	X	TE	X	TE	TE	14	6	0	2
Williams, Demetrius	X	X	X	X	X	X	X	X	X	X	X	X	X	WR	X	X	X	16	1	0	0
Winborne, Jemaine	PS	PS	PS	PS	PS	PS	PS	PS	PS	PS	PS	PS	PS	X	INA	INA	INA	1	0	0	2

X-Subbed; INA-Inactive; DNP-Did Not Play; NOR-Not on Roster; PS-Practice Squad

2006 GAME-BY-GAME STARTERS

OFFENSE

GAME	WR	LT	LG	C	RG	RT	TE	WR	QB	RB	FB	OTHER
9/10	at Tampa Bay	Ogden	Multitalo	Flynn	Vincent	Pashos	Heap	Mason	McNair	J.Lewis	Green	n/a
9/17	Oakland	Ogden	Multitalo	Flynn	Vincent	Pashos	Heap	Mason	McNair	J.Lewis	n/a	Wilcox (TE)
9/24	at Cleveland	Ogden	Multitalo	Flynn	Vincent	Pashos	Heap	Mason	McNair	J.Lewis	n/a	Wilcox (TE)
10/1	San Diego	Ogden	Multitalo	Flynn	Vincent	Pashos	Heap	Mason	McNair	J.Lewis	Green	n/a
10/9	at Denver	Ogden	Brown	Flynn	Vincent	Pashos	Heap	Mason	McNair	J.Lewis	Mughelli	Wilcox (TE)
10/15	Carolina	Ogden	Brown	Flynn	Vincent	Pashos	Heap	Mason	McNair	J.Lewis	Green	n/a
10/29	at New Orleans	Ogden	Brown	Flynn	Vincent	Pashos	Heap	Mason	McNair	J.Lewis	Mughelli	n/a
11/5	Cincinnati	Ogden	Brown	Flynn	Vincent	Pashos	Heap	Mason	McNair	J.Lewis	Mughelli	n/a
11/12	at Tennessee	Ogden	Brown	Flynn	Vincent	Pashos	Heap	Moore	McNair	J.Lewis	Mughelli	Sypniewski (TE)
11/19	Atlanta	Ogden	Brown	Flynn	Vincent	Pashos	Heap	Mason	McNair	J.Lewis	Mughelli	Sypniewski (TE)
11/26	Pittsburgh	Ogden	Brown	Flynn	Chester	Pashos	Heap	Mason	McNair	J.Lewis	Mughelli	Wilcox (TE)
11/30	at Cincinnati	Ogden	Brown	Flynn	Chester	Pashos	Heap	Mason	McNair	J.Lewis	n/a	Sypniewski (TE)
12/10	at Kansas City	Ogden	Brown	Flynn	Vincent	Pashos	Heap	Mason	McNair	J.Lewis	Mughelli	n/a
12/17	Cleveland	Ogden	Brown	Flynn	Vincent	Pashos	Heap	Mason	McNair	J.Lewis	Mughelli	n/a
12/24	at Pittsburgh	Terry	Brown	Flynn	Vincent	Pashos	Heap	Mason	McNair	J.Lewis	n/a	Williams (WR)
12/31	Buffalo	Ogden	Brown	Flynn	Chester	Pashos	Heap	Mason	McNair	J.Lewis	n/a	Wilcox (TE)
1/13/07	Indianapolis	n/a	Brown	Flynn	Vincent	Pashos	Heap	Mason	McNair	J.Lewis	Wilcox (TE)	Sypniewski (TE)

DEFENSE

GAME	LDE	DT	NT	RDE	LLB	MLB	RLB	LCB	RCB	SS	FS	OTHER
9/10	at Tampa Bay	Ngata	Gregg	Suggs	Thomas	R.Lewis	Scott	McAlister	Rolle	Landy	Reed	n/a
9/17	Oakland	Ngata	Gregg	Suggs	Thomas	R.Lewis	Scott	McAlister	Rolle	Landy	Reed	n/a
9/24	at Cleveland	Ngata	Gregg	Suggs	Thomas	R.Lewis	Scott	McAlister	Rolle	Landy	Reed	n/a
10/1	San Diego	Ngata	Gregg	Johnson	Thomas	R.Lewis	Scott	McAlister	Rolle	Landy	Reed	Batman (DT)
10/9	at Denver	Ngata	Gregg	Suggs	Thomas	R.Lewis	Scott	McAlister	Rolle	Landy	Reed	n/a
10/15	Carolina	Ngata	Gregg	Suggs	Thomas	R.Lewis	Scott	McAlister	Rolle	Landy	Reed	n/a
10/29	at New Orleans	Ngata	Gregg	Suggs	Thomas	R.Lewis	Scott	McAlister	Rolle	Sapp	Reed	n/a
11/5	Cincinnati	Ngata	Gregg	Suggs	Thomas	R.Lewis	Scott	McAlister	Rolle	Landy	Reed	n/a
11/12	at Tennessee	Ngata	Gregg	Suggs	Thomas	R.Lewis	Scott	McAlister	Rolle	Landy	Reed	n/a
11/17	Atlanta	Ngata	Gregg	Suggs	Thomas	Scott	Johnson	McAlister	Rolle	Landy	Reed	n/a

(Games 11-16, 3-4 Base)

Game	LDT	NT	RDT	LOLB	LILB	RLB	RCB	SS	FS	Other
11/26	Pittsburgh	Gregg	Ngata	Suggs	Scott	R.Lewis	McAlister	Landy	Reed	n/a
11/30	at Cincinnati	Gregg	Ngata	Suggs	Scott	R.Lewis	McAlister	Landy	Reed	n/a
12/10	at Kansas City	Gregg	Ngata	Suggs	Scott	R.Lewis	McAlister	Landy	Reed	n/a
12/17	Cleveland	Gregg	Ngata	Suggs	Scott	R.Lewis	McAlister	Landy	Reed	n/a
12/24	at Pittsburgh	Gregg	Ngata	Suggs	Scott	R.Lewis	McAlister	Landy	Reed	n/a
12/31	Buffalo	Gregg	Ngata	Suggs	Scott	R.Lewis	McAlister	Landy	Reed	n/a
1/13/07	Indianapolis	Gregg	Ngata	Suggs	Scott	R.Lewis	McAlister	Landy	Reed	n/a

Divisional Playoff Game

BOLD = 1st NFL start

ITALICS = 150th NFL game played

HOW THE 2006 RAVENS WERE BUILT

YEAR	DRAFT (29)	FREE AGENTS (23)	TRADE/WAIVER (1)
2006	DT Haloti Ngata (1)	RB Mike Anderson	QB Steve McNair (TEN)
13-3	C/G Chris Chester (2)	DT Justin Bannan (UFA - BUF) (IR)	
AFC North Division Champions	CB David Pittman (3)	WR Alex Bannister	
	WR Demetrius Williams (4a)	DT Atiyah Ellison (IR)	
	RB P.J. Daniels (4b)	CB Corey Ivy (UFA - STL)	
	S Dawan Landry (5a)	LB Tim Johnson	
	TE Quinn Sypniewski (5b)	FB Nick Luchey	
	P Sam Koch (6a)	G Ikechuku Ndukwe	
	CB Derrick Martin (6b)	CB Ronnie Prude (RFA)	
		DE Trevor Pryce	
		RB Cory Ross (RFA)	
		OLB Gary Stills	
2005	WR Mark Clayton (1)	LB Dennis Haley	
6-10	LB Dan Cody (2a) (IR)	LS Matt Katula (RFA)	
Tied 3rd	T Adam Terry (2b)	T Mike Kracalik	
AFC North	G/C Jason Brown (4)	WR Derrick Mason (UFA - TEN)	
	FB Justin Green (5) (IR)	CB Evan Oglesby	
	LB Mike Smith (7) (IR)	CB Samari Rolle (UFA - TEN)	
		G Keydrick Vincent (UFA) (IR)	
		DB Jamaine Winborne	
2004	DT Dwan Edwards (2)	RS B.J. Sams (RFA) (IR)	
9-7	WR Devard Darling (3)	TE Daniel Wilcox	
2nd AFC North	WR Clarence Moore (6b)		
	OL Brian Rimpf (7b) (IR)		
2003	LB Terrell Suggs (1a)		
10-6	QB Kyle Boller (1b)		
AFC North Division Champions	RB Musa Smith (3) (IR)		
	DE Jarret Johnson (4a)		
	FB Ovie Mughelli (4b)		
	DT Aubrayo Franklin (5a)		
	T Tony Pashos (5b)		
	S Jerome Sapp (6)*		
2002	S Ed Reed (1)	LB Bart Scott (RFA)	
7-9			
3rd AFC North			
2001	TE Todd Heap (1)		
10-6			
2nd AFC Central/Wild Card			
2000	RB Jamal Lewis (1a)	NT Kelly Gregg	
12-4	LB Adalius Thomas (6a)		
2nd AFC Central			
Super Bowl XXXV Champions			
1999	CB Chris McAlister (1)		
8-8	G Edwin Mulitalo (4b) (IR)		
3rd AFC Central			
1998			
6-10			
4th AFC Central			
1997		C Mike Flynn (RFA)	
6-9-1			
5th AFC Central			
1996	T Jonathan Ogden (1a)		
4-12	LB Ray Lewis (1b)		
5th AFC Central			
1991		K Matt Stover (Plan B)	
Cleveland Franchise			

*Originally a 6th-round Ravens draft pick, Jerome Sapp was re-acquired via trade with Indianapolis in 2006.
 Number in parenthesis after draft choice indicates the round in which the player was taken
 (PUP)--Indicates player spent season on the Physically Unable to Perform List
 (IR)--Injured Reserve
 (UFA)--Unrestricted Free Agent
 (RFA)--Rookie Free Agent



2006 MILESTONES

RAVENS DEFENSE: DT **Trevor Pryce** (13, tying his career high from 1999) and OLB **Adalius Thomas** (11) each surpassed the 10-sack mark in 2006. ILB **Bart Scott** (9.5) and OLB **Terrell Suggs** (9.5) almost hit 10 sacks, which nearly made the Ravens the 1st team in NFL history (since the league recognized sacks as an official stat in 1982) to boast 4 players with at least 10 sacks apiece during a season.

RB MIKE ANDERSON: In the final game vs. Buffalo, Anderson eclipsed the 4,000-yard career rushing milestone, gaining 32 yards on 2 carries. Anderson now has 4,005 yards in his career.


TE TODD HEAP: Heap, the Ravens' all-time leading receiver with 316 grabs for 3,658 yards, reeled in his 300th-career catch in Week 14 at Kansas City. Heap hit the 300 mark in only 79 games (the 6th fastest for a TE in NFL history). Heap's feat came 1 game faster than Hall of Famer and current Ravens GM Ozzie Newsome, who achieved it in 80 contests.

Heap also netted 3,500 receiving yards vs. the Browns in Week 15, becoming the 5th active NFL TE to reach the mark.

RB JAMAL LEWIS: With his 41 rushing yards vs. Carolina (10/15), Lewis surpassed the 7,000-yard mark for his career. Lewis, who has 7,801 rush yards, became the 47th player in NFL history to reach the milestone.

WR DERRICK MASON: Mason has 154 catches as a Raven and now stands tied for 6th on the franchise's all-time receptions list. He is currently behind Jamal Lewis (160), who ranks 5th.

In the Week 15 win over Cleveland, Mason recorded his 600th-career reception.



QB STEVE MCNAIR: Against the Saints (10/29), he became the 4th NFL QB ever to reach 3,500 rushing yards. In Week 17's win vs. Buffalo, he became just the 3rd player in NFL history to total 30,000 career passing yards and 3,500 rushing yards. He joined Hall of Famers Fran Tarkenton and Steve Young in the elite group.

McNair also scored his lone rushing TD of the season at New Orleans and the 37th of his career when he scampered for a 5-yard score. He has rushed for more TDs (37) than any other active QB in the NFL and is now tied for 4th all time in rushing TDs by a signal-caller. Additionally, the score marked the 6th-straight season he has rushed for a TD.

DT TREVOR PRYCE: He was 2 sacks shy of tying the Ravens' single-season mark of 15 sacks, set by Peter Boulware in 2001. He also was just 7 sack yards short of matching Michael McCrary's single-single season franchise best of 120.5 yards.

Pryce earned his 75th-career sack in the win over Cleveland on 12/17. He finished the season as 1 of only 10 active players with at least 75 sacks. Pryce now has 77 during his 10-year NFL career.

K MATT STOVER: He hit his 400th-career FG at Kansas City in Week 14, becoming only the 4th player in NFL history to reach the milestone. He joined John Carney, Morten Andersen and Gary Anderson in the elite group.

Also, in Week 15's 9-point performance vs. the Browns, Stover passed the 100-point mark for the year and earned his 10th 100-point season (4th consecutive). Stover (1,715 career points) also moved past Nick Lowery (1,711) into 6th on the NFL's all-time scoring list in Week 17 vs. Buffalo with 13 points on the day.

2006 GAME-BY-GAME OFFENSE

OFFENSE	9/10 @TB	9/17 Oak.	9/24 @Cle.	10/1 SD	10/9 @Den.	10/15 Car.	10/29 @NO	11/5 Chn.	11/12 @Ten.	11/19 Atl.	11/26 Phl.	12/10 @KC	12/17 Cle.	12/24 @Pit.	12/31 Buf.	13/07 Ind.
Points	27	28	15	16	3	21	35	26	27	24	27	20	27	31	19	6
1st Qtr	7	9	3	7	3	0	7	14	7	0	7	0	3	7	7	3
2nd Qtr	7	0	0	0	0	7	21	3	10	0	10	0	3	10	7	3
3rd Qtr	3	2	0	0	0	0	7	6	0	17	7	0	7	7	7	10
4th Qtr	7	10	12	9	0	14	0	3	10	7	3	7	3	10	3	3
Overtime	0	0	0	0	0	0	0	0	0	0	0	0	0	0	0	0
TDs (Ru-P-Ret)	1-1-1	1-1-0	0-1-0	0-2-0	0-0-0	0-3-0	1-2-2	1-0-1	0-3-0	3-0-0	1-1-1	1-1-0	1-2-0	1-3-0	0-0-1	0-0-0
PATs (M/A)	3-3	2-2	0-0	2-2	0-0	3-3	5-5	2-2	3-3	3-3	3-3	1-1	2-2	3-3	4-4	1-1
PFT Convs (M/A)	0-0	0-0	0-1	0-0	0-0	0-0	0-0	0-0	0-0	0-0	0-0	0-0	0-0	0-0	0-0	0-0
FGs (M/A)	2-2	4-4	3-3	0-0	1-1	0-0	0-0	4-4	2-2	1-2	2-2	2-2	2-2	1-1	4-4	2-2
Safeties	0	1	0	1	0	0	0	0	0	0	0	0	0	0	0	0
First Downs	16	14	18	14	16	16	21	22	19	20	19	15	18	14	23	18
Rushing	5	5	4	2	6	6	7	8	2	10	5	3	8	4	8	3
Passing	9	9	14	11	10	10	12	13	16	8	12	11	8	14	14	6
Penalty	2	0	0	1	0	0	2	1	1	1	2	1	2	2	1	2
3rd Down Conv (M/A)	5-14	6-18	7-17	4-11	6-15	5-15	8-14	6-15	7-16	8-16	4-12	5-16	6-13	7-15	6-12	6-14
3rd Down Conv Pct	35.71%	33.33%	41.18%	36.36%	40.00%	33.33%	57.14%	40.00%	43.75%	50.00%	33.33%	31.25%	46.15%	46.67%	50.00%	42.86%
4th Down Conv (M/A)	0-1	1-2	0-0	1-3	0-0	0-0	2-4	1-2	0-1	0-2	1-3	0-0	0-1	2-3	1-1	0-0
4th Down Conv Pct	0.00%	50.00%	0.00%	33.33%	0.00%	0.00%	50.00%	50.00%	0.00%	0.00%	33.33%	0.00%	0.00%	66.67%	100.00%	0.00%
Total Net Yards	271	264	340	206	257	292	293	374	421	328	275	316	376	373	359	327
Total Off. Plays	62	66	70	53	61	63	69	69	69	67	62	63	61	64	66	51
Avg. Gain Per Play	4.4	4	4.9	3.9	4.2	4.9	4.7	5.4	6.1	4.9	4.4	5	6.2	6.1	5.6	5
Net Yards Rushing	103	138	86	56	103	86	137	129	50	103	114	89	93	142	103	111
Total Rushing Plays	34	31	27	21	25	22	39	38	21	31	35	20	34	35	33	30
Avg. Gain Per Rush	3	4.5	3.2	2.7	4.1	3.6	3.5	3.4	2.4	3.3	3.3	4.5	2.7	4.1	3.1	3.7
Net Yards Passing	168	126	254	150	154	212	156	245	371	225	161	227	283	231	256	216
Times Sacked	1	2	2	2	2	3	3	0	1	2	0	0	0	7	0	0
Yards Lost on Sacks	13	17	10	8	11	18	3	0	2	11	2	0	0	0	0	12
Gross Yards Passing	181	143	264	158	165	230	159	245	375	236	161	227	283	238	256	216
Pass Attempts	27	33	41	30	34	35	47	31	47	34	27	43	27	25	31	36
Pass Completions	17	16	23	20	27	20	21	29	21	29	21	26	21	23	23	18
Completion Pct	62.96%	48.48%	56.10%	66.67%	58.82%	54.29%	73.91%	67.74%	61.70%	70.59%	77.78%	60.47%	77.78%	52.00%	67.74%	63.89%
Avg. Gain Per Pass	6	3.6	5.9	4.7	4.3	5.6	6.5	7.9	7.7	6.3	6	5.3	10.5	8.9	8.3	6
Interceptions	0	1	0	2	3	2	0	0	2	0	2	0	0	1	2	2
Fumbles / Fum. Lost	4-0	0-0	1-0	2-1	1-0	2-1	2-1	1-0	0-0	1-1	0-0	1-1	1-1	2-1	1-1	2-2
Penalties	4	10	5	4	3	5	9	8	8	7	10	9	6	4	12	5
Penalty Yards	25	72	30	30	15	40	69	81	91	56	87	64	75	30	89	24
Punts	6	7	6	7	6	5	6	4	5	4	6	7	4	5	4	4
Gross Punting Average	47	43.3	39.2	48	42.2	43.2	43.2	45.5	38.8	36.5	43.2	47.1	40.5	40.2	46	38.3
Touchbacks	1	0	3	0	0	0	0	0	0	0	0	1	0	0	0	1
Inside20	0	3	3	2	1	2	2	2	2	1	2	1	3	1	2	3
Punts Blocked	0	0	0	0	0	0	0	0	0	0	0	0	0	0	0	0
Net Punting Average	35.8	37.7	36.8	41	31.3	41.6	40.8	38.8	39.2	25	37.8	37	39	38.6	41	38.3
Punt Returns	5	1	5	1	1	2	2	3	2	3	4	3	2	5	3	3
Punt Return Yards	57	16	29	17	14	6	11	19	11	121	6	7	-2	20	6	13
Punt Return Avg.	11.4	16	5.8	17	14	3	5.5	6.3	5.5	40.3	1.5	2.3	-1	4	2	4.3
Fair Catches	0	0	0	0	2	1	0	0	0	1	0	0	1	1	1	0
Kickoff Returns	1	4	0	4	3	4	4	4	4	3	1	4	2	4	2	2
Kickoff Return Yards	18	163	0	97	56	90	50	74	93	91	30	82	51	80	32	39
Kickoff Return Avg.	18	40.8	0	24.3	18.7	22.5	16.7	18.5	23.3	30	20.5	25.5	20	16	19.5	20.7
Time of Possession	35:49	32:01	31:51	26:18	31:38	26:11	36:46	37:24	29:16	36:43	34:46	33:29	30:12	35:22	35:22	28:36

2006 GAME-BY-GAME DEFENSE

DEFENSE	9/10	9/17	9/24	10/1	10/9	10/15	10/29	11/5	11/12	11/19	11/26	11/30	12/10	12/17	12/24	12/31	11/30/07
	@TB	Oak.	@Cle.	SD	@Den.	Car.	@NO	Cin.	@Ten.	AH.	Pit.	@Ch.	@KC	Cle.	@Pit.	Buf.	Ind.
Points	0	6	14	13	13	23	22	20	26	10	13	10	10	17	7	7	15
1st Qtr	0	0	0	7	0	3	0	0	12	7	0	0	0	3	0	0	6
2nd Qtr	0	3	14	6	3	10	7	14	0	0	0	6	0	7	0	3	3
3rd Qtr	0	0	0	0	0	0	0	3	0	3	0	7	3	7	0	7	3
4th Qtr	0	3	0	0	10	10	15	10	0	0	0	0	7	0	0	0	0
Overtime	0	0	0	0	0	0	0	0	0	0	0	0	0	0	0	0	3
TDs (Ru-P-Ret)	0-0-0	0-0-0	1-1-0	0-1-0	0-1-0	0-2-0	0-3-0	1-1-0	3-0-0	0-1-0	0-0-0	0-1-0	0-1-0	0-2-0	0-1-0	0-1-0	0-0-0
PATs (M/A)	0-0	0-0	2-2	1-1	2-2	2-2	2-2	2-2	3-3	1-1	0-0	1-1	1-1	2-2	1-1	1-1	0-0
2PT Convs (M/A)	0-0	0-0	0-0	0-0	0-0	0-0	1-1	0-0	0-0	0-0	0-0	0-0	0-0	0-0	0-0	0-0	0-0
FGs (M/A)	0-0	2-2	0-0	2-3	2-2	3-3	0-0	2-2	1-3	1-1	0-0	2-3	1-2	1-2	0-0	0-0	5-5
Safeties	0	0	0	0	0	0	0	0	0	0	0	0	0	0	0	0	0
First Downs	8	14	17	13	13	20	17	17	19	12	17	14	17	13	16	10	15
Rushing	3	2	4	5	5	5	0	6	7	7	3	1	4	3	2	2	6
Passing	5	8	12	8	8	13	13	8	11	4	11	13	10	10	8	9	9
Penalty	0	4	1	0	0	2	4	3	1	1	3	0	3	0	4	0	0
3rd Down Conv (M/A)	3-12	2-12	6-14	2-13	6-12	7-15	6-14	1-10	5-15	2-11	1-12	4-13	8-17	0-11	2-14	5-13	8-19
3rd Down Conv Pct	25.00%	16.67%	42.86%	15.38%	50.00%	46.67%	42.86%	10.00%	33.33%	18.18%	8.33%	30.77%	47.06%	0.00%	14.29%	38.46%	42.11%
4th Down Conv (M/A)	0-1	1-2	0-0	1-3	0-0	0-0	2-4	1-2	0-1	0-2	1-3	0-0	0-0	0-1	2-3	1-1	0-0
4th Down Conv Pct	0.00%	50.00%	0.00%	33.33%	0.00%	0.00%	50.00%	50.00%	0.00%	0.00%	33.33%	0.00%	0.00%	0.00%	66.67%	100.00%	0.00%
Total Net Yards	142	162	288	284	222	414	403	275	367	186	172	294	276	236	251	253	261
Total Off. Play	50	59	87	65	53	62	62	50	65	31	28	52	42	43	39	49	64
Avg. Gain Per Play	2.8	2.7	4.9	4.4	4.2	5.9	6.5	5.5	5.6	3.1	2.8	5.2	6.2	5.5	5.5	5.2	6.4
Net Yards Rushing	6	39	38	130	116	38	35	92	62	104	21	97	135	68	63	39	107
Total Rushing Plays	13	26	9	41	28	10	14	22	38	25	11	23	30	16	18	14	35
Avg. Gain Per Rush	2.0	1.5	2.0	3.7	4.1	1.9	2.5	4.2	4.3	4.2	1.9	2.9	4.5	4.3	3.3	2.8	2.9
Net Yards Passing	116	123	250	134	106	356	368	185	205	82	151	227	141	168	188	214	161
Times Sacked	3	6	7	1	1	1	2	2	2	5	9	2	5	6	5	3	1
Yards Lost on Sacks	21	39	48	11	0	9	15	12	6	45	73	7	37	55	17	23	9
Gross Yards Passing	137	162	298	145	106	365	383	195	211	127	224	234	178	223	205	237	170
Pass Attempts	34	27	33	23	14	39	46	26	25	21	42	32	27	33	42	35	30
Pass Completions	18	10	21	13	13	24	24	12	13	11	22	21	15	23	19	20	15
Completion Pct	52.94%	37.04%	63.64%	56.52%	54.17%	61.54%	52.17%	46.15%	52.00%	52.38%	52.38%	65.63%	55.56%	69.70%	45.24%	57.14%	50.00%
Avg. Completion Per Pass	3.1	3.7	6.3	5.6	4.2	8.9	7.7	6.5	7.6	3.2	3.7	6.7	4.4	4.3	4	5.6	5.2
Interceptions	3	3	1	1	1	1	2	4	2	1	0	2	0	2	2	2	2
Fumbles / Fum. Lost	0-0	5-3	1-1	3-0	2-1	1-1	1-1	2-1	2-0	0-0	2-1	0-0	1-1	1-0	1-1	1-1	3-0
Penalties	3	6	2	10	4	3	4	3	4	3	4	5	6	7	5	3	3
Penalty Yards	21	45	17	77	25	20	68	40	20	47	28	35	35	50	32	19	19
Punts	8	4	8	5	4	3	2	4	5	6	7	6	3	7	7	7	4
Gross Punting Average	46.5	53.5	44.8	53.8	42.3	39	44.5	48.3	51.2	40.3	39.9	46.2	36	44.3	44.3	43	45
Touchbacks	1	2	1	1	0	0	0	0	1	0	0	0	2	0	0	1	2
Inside20	3	1	0	2	3	1	0	3	1	3	2	1	2	2	2	1	1
Punts Blocked	0	0	0	0	0	0	0	0	0	0	0	0	0	0	0	0	0
Net Punting Average	36.9	39.5	38.6	46.4	38.8	37	39	43.5	45	20.2	39	38.3	36.7	41.4	40.6	35.4	32.5
Punt Returns	5	4	3	4	4	3	2	3	2	2	3	5	1	2	0	1	33
Punt Return Yards	47	39	14	49	65	8	14	27	-2	46	32	51	6	8	0	0	33
Punt Return Avg.	9.4	9.8	4.7	12.3	16.3	2.7	7	9	-1	23	10.7	10.2	6	4	0	0	11
Fair Catches	0	1	3	2	0	0	1	0	0	1	3	0	0	2	1	2	1
Kickoff Returns	6	7	2	3	2	4	6	7	6	7	5	4	1	4	6	6	3
Kickoff Return Yards	147	206	48	79	42	83	136	124	123	109	60	24	87	109	129	130	48
Kickoff Return Avg.	24.5	29.4	24.0	26.3	21	20.8	22.7	17.7	20.5	21.8	15	24	21.8	18.2	21.5	21.7	16
Time of Possession	24:11	27:59	28:09	33:42	28:22	33:49	23:14	22:36	30:44	23:17	25:14	29:11	26:31	29:48	24:3	23:39	31:24

2006 GAME-BY-GAME RUSHING

Opponent	JAMAL LEWIS					MIKE ANDERSON				
	ATT	YDS	AVG	LG	TD	ATT	YDS	AVG	LG	TD
9/10 @ TB	18	78	4.3	27	1	7	25	3.6	8	0
9/17 vs. Oak.	19	70	3.7	13	0	1	34	34.0	34	1
9/24 @ Cle.	21	86	4.1	21	0	0	0	0	--	0
10/1 vs. SD	15	34	2.3	6	0	1	0	0.0	0	0
10/9 @ Den.	15	43	2.9	8	0	5	31	6.2	10	0
10/15 vs. Car.	9	41	4.6	17	0	6	7	1.2	4	0
10/29 @ NO	31	109	3.5	17	0	0	0	0	--	0
11/5 vs. Cin.	24	72	3.0	10	1	4	9	2.3	5	0
11/12 @ Ten.	16	45	2.8	15	0	1	3	3.0	3	0
11/19 vs. Atl.	22	91	4.1	16	3	0	0	0	--	0
11/26 vs. Pit.	17	66	3.9	11	1	4	18	4.5	8	0
11/30 @ Cin.	17	61	3.6	15	0	0	0	0	--	0
12/10 @ KC	24	81	3.4	11	1	2	-3	-1.5	-1	0
12/17 vs. Cle.	22	109	5.0	52	1	3	22	7.3	19	0
12/24 @ Pit.	24	77	3.2	14	1	3	5	1.7	5	0
12/31 vs. Buf.	20	69	3.5	12	0	2	32	16.0	30	0
2006 Totals	314	1132	3.6	52	9	39	183	4.7	34	1



RB Mike Anderson scored on a 34-yard rushing TD vs. Oakland (9/17/06).

Opponent	MUSA SMITH					STEVE McNAIR					OVIE MUGHELLI				
	ATT	YDS	AVG	LG	TD	ATT	YDS	AVG	LG	TD	ATT	YDS	AVG	LG	TD
9/10 @ TB	2	6	3.0	6	0	2	4	2.0	4	0	0	0	0	--	0
9/17 vs. Oak.	7	24	3.4	16	0	4	10	2.5	13	0	0	0	0	--	0
9/24 @ Cle.	3	8	2.7	4	0	2	-2	-1.0	-1	0	0	0	0	--	0
10/1 vs. SD	2	14	7.0	9	0	2	11	5.5	12	0	0	0	0	--	0
10/9 @ Den.	3	14	4.7	6	0	2	15	7.5	9	0	0	0	0	--	0
10/15 vs. Car.	1	5	5.0	5	0	0	0	0	--	0	0	0	0	--	0
10/29 @ NO	3	5	1.7	3	0	5	23	4.6	14	1	0	0	0	--	0
11/5 vs. Cin.	3	46	15.3	30	0	7	2	0.3	10	0	0	0	0	--	0
11/12 @ Ten.	0	0	0	--	0	2	9	4.5	10	0	0	0	0	--	0
11/19 vs. Atl.	5	19	3.8	6	0	3	-2	-0.7	0	0	0	0	0	--	0
11/26 vs. Pit.	7	12	1.7	5	0	0	0	0	--	0	4	21	5.3	9	0
11/30 @ Cin.	0	0	0	--	0	2	27	13.5	19	0	1	1	1.0	1	0
12/10 @ KC	INACTIVE (NECK)					7	12	1.7	9	0	1	3	3.0	3	0
12/17 vs. Cle.	INJURED RESERVE					0	0	0	--	0	0	0	0	--	0
12/24 @ Pit.	INJURED RESERVE					2	0	0.0	1	0	4	21	5.3	12	0
12/31 vs. Buf.	INJURED RESERVE					5	10	2.0	13	0	2	4	2.0	2	0
2006 Totals	36	153	4.3	30	0	45	119	2.6	19	1	12	50	4.2	12	0

Opponent	KYLE BOLLER					DERRICK MASON					MARK CLAYTON				
	ATT	YDS	AVG	LG	TD	ATT	YDS	AVG	LG	TD	ATT	YDS	AVG	LG	TD
9/10 @ TB	4	-2	-0.5	1	0	0	0	0	--	0	1	-8	-8.0	-8	0
9/17 vs. Oak.	ACTIVE, DID NOT PLAY					0	0	0	--	0	0	0	0	--	0
9/24 @ Cle.	ACTIVE, DID NOT PLAY					0	0	0	--	0	1	-6	-6.0	-6	0
10/1 vs. SD	ACTIVE, DID NOT PLAY					0	0	0	--	0	1	-3	-3.0	-3	0
10/9 @ Den.	ACTIVE, DID NOT PLAY					0	0	0	--	0	0	0	0	--	0
10/15 vs. Car.	6	27	4.5	10	0	0	0	0	--	0	0	0	0	--	0
10/29 @ NO	ACTIVE, DID NOT PLAY					0	0	0	--	0	0	0	0	--	0
11/5 vs. Cin.	ACTIVE, DID NOT PLAY					0	0	0	--	0	0	0	0	--	0
11/12 @ Ten.	ACTIVE, DID NOT PLAY					0	0	0	--	0	2	-7	-3.5	3	0
11/19 vs. Atl.	ACTIVE, DID NOT PLAY					0	0	0	--	0	1	-5	-5.0	-5	0
11/26 vs. Pit.	3	-3	-1.0	-1	0	0	0	0	--	0	0	0	0	--	0
11/30 @ Cin.	ACTIVE, DID NOT PLAY					0	0	0	--	0	0	0	0	--	0
12/10 @ KC	ACTIVE, DID NOT PLAY					0	0	0	--	0	0	0	0	--	0
12/17 vs. Cle.	9	12	1.3	10	0	0	0	0	--	0	1	-1	-1.0	-1	0
12/24 @ Pit.	0	0	0	--	0	0	0	0	--	0	0	0	0	--	0
12/31 vs. Buf.	ACTIVE, DID NOT PLAY					1	-4	-4.0	-4	0	0	0	0	--	0
2006 Totals	22	34	1.5	10	0	1	-4	-4.0	0	0	7	-30	-4.3	3	0

2006 GAME-BY-GAME RECEIVING

Opponent	TODD HEAP					DERRICK MASON					MARK CLAYTON				
	REC	YDS	AVG	LG	TD	REC	YDS	AVG	LG	TD	REC	YDS	AVG	LG	TD
9/10 @ TB	5	46	9.2	13	0	4	50	12.5	19	0	2	18	9.0	11	0
9/17 vs. Oak.	5	17	3.4	6	1	5	46	9.2	15	0	1	30	30.0	30	0
9/24 @ Cle.	5	36	7.2	12	1	7	132	18.9	38	0	8	74	9.3	16	0
10/1 vs. SD	4	60	15.0	29	1	4	37	9.3	20	0	4	37	9.3	17	0
10/9 @ Den.	3	21	7.0	10	0	3	45	15.0	26	0	5	27	5.4	8	0
10/15 vs. Car.	5	55	11.0	15	1	0	0	0	0	0	5	101	20.2	62t	2
10/29 @ NO	3	47	15.7	30	1	6	67	11.2	22	0	1	17	17.0	17	0
11/5 vs. Cin.	4	84	21.0	28	0	2	20	10.0	11	0	8	73	9.1	18	0
11/12 @ Ten.	4	49	12.3	19	0	8	64	8.0	11t	1	7	125	17.9	65t	1
11/19 vs. Atl.	6	62	10.3	14	0	3	28	9.3	13	0	5	89	17.8	42	0
11/26 vs. Pit.	7	58	8.3	20t	1	5	43	8.6	11	0	2	31	15.5	18	0
11/30 @ Cin.	4	29	7.3	15	0	7	90	12.9	36t	1	4	29	7.3	13	0
12/10 @ KC	4	33	8.3	12	0	5	68	13.6	22	0	5	112	22.4	87t	1
12/17 vs. Cle.	5	58	11.6	19	0	2	20	10.0	13	0	1	42	42.0	42	0
12/24 @ Pit.	4	50	12.5	19	0	2	10	5.0	10	0	7	108	15.4	35t	1
12/31 vs. Buf.	5	60	12.0	20	0	5	30	6.0	10	0	2	26	13.0	20	0
2006 Totals	73	765	10.5	30	6	68	750	11.0	38	2	67	939	14.0	87t	5

Opponent	DEMETRIUS WILLIAMS					MUSA SMITH					OVIE MUGHELLI				
	REC	YDS	AVG	LG	TD	REC	YDS	AVG	LG	TD	REC	YDS	AVG	LG	TD
9/10 @ TB	1	9	9.0	9	0	1	4	4.0	4	0	0	0	0	0	0
9/17 vs. Oak.	1	9	9.0	9	0	2	33	16.5	30	0	0	0	0	0	0
9/24 @ Cle.	0	0	0	0	0	2	12	6.0	8	0	0	0	0	0	0
10/1 vs. SD	1	6	6.0	6	0	1	1	1.0	1	0	0	0	0	0	0
10/9 @ Den.	0	0	0	0	0	6	53	8.8	18	0	0	0	0	0	0
10/15 vs. Car.	1	35	35.0	35	0	1	-2	-2.0	-2	0	0	0	0	0	0
10/29 @ NO	1	12	12.0	12	0	2	6	3.0	5	0	0	0	0	0	0
11/5 vs. Cin.	2	31	15.5	20	0	0	0	0	0	0	1	3	3.0	3	0
11/12 @ Ten.	4	75	18.8	34	0	1	5	5.0	5	0	3	44	14.7	30t	1
11/19 vs. Atl.	1	7	7.0	7	0	3	12	4.0	5	0	2	14	7.0	8	0
11/26 vs. Pit.	1	7	7.0	7	0	1	4	4.0	4	0	1	11	11.0	11	0
11/30 @ Cin.	2	12	6.0	7	0	2	7	3.5	4	0	3	20	6.7	8	0
12/10 @ KC	1	33	33.0	33	0	INACTIVE (NECK)					3	15	5.0	9	0
12/17 vs. Cle.	2	100	50.0	77t	1	INJURED RESERVE					1	13	6.5	9t	1
12/24 @ Pit.	2	45	22.5	25t	1	INJURED RESERVE					2	13	13.0	13	0
12/31 vs. Buf.	2	15	7.5	10	0	INJURED RESERVE					5	49	9.8	24	0
2006 Totals	22	396	18.0	77t	2	22	135	6.1	30	0	21	182	8.7	30t	2

Opponent	DANIEL WILCOX					JAMAL LEWIS					MIKE ANDERSON				
	REC	YDS	AVG	LG	TD	REC	YDS	AVG	LG	TD	REC	YDS	AVG	LG	TD
9/10 @ TB	3	52	17.3	35	1	0	0	0	0	0	0	0	0	0	0
9/17 vs. Oak.	0	0	0	0	0	0	0	0	0	0	1	7	7.0	7	0
9/24 @ Cle.	1	10	10.0	10	0	0	0	0	0	0	0	0	0	0	0
10/1 vs. SD	3	17	5.7	11	1	0	0	0	0	0	0	0	0	0	0
10/9 @ Den.	2	18	9.0	10	0	1	1	1.0	1	0	0	0	0	0	0
10/15 vs. Car.	3	20	6.7	10	0	3	9	3.0	5	0	0	0	0	0	0
10/29 @ NO	2	9	4.5	7	0	0	0	0	0	0	0	0	0	0	0
11/5 vs. Cin.	1	19	19.0	19	0	3	15	5.0	7	0	0	0	0	0	0
11/12 @ Ten.	1	6	6.0	6	0	1	5	5.0	5	0	0	0	0	0	0
11/19 vs. Atl.	1	7	7.0	7	0	3	17	5.7	7	0	0	0	0	0	0
11/26 vs. Pit.	INACTIVE (THIGH)					1	4	4.0	4	0	2	1	0.5	2	0
11/30 @ Cin.	INACTIVE (THIGH)					2	26	13.0	15	0	2	14	7.0	10	0
12/10 @ KC	1	3	3.0	3	0	0	0	0	0	0	1	13	13.0	13	0
12/17 vs. Cle.	0	0	0	0	0	1	5	5.0	5	0	0	0	0	0	0
12/24 @ Pit.	2	5	2.5	4	1	2	21	10.5	12	0	1	4	4.0	4	0
12/31 vs. Buf.	0	0	0	0	0	1	12	12.0	12	0	2	15	7.5	9	0
2006 Totals	20	166	8.3	35	3	18	115	6.4	15	0	9	54	6.0	13	0

2006 GAME-BY-GAME RECEIVING

Opponent	JUSTIN GREEN					CLARENCE MOORE					QUINN SYPNIEWSKI				
	REC	YDS	AVG	LG	TD	REC	YDS	AVG	LG	TD	REC	YDS	AVG	LG	TD
9/10 @ TB	1	2	2.0	2	0	INACTIVE					0	0	0	0	0
9/17 vs. Oak.	1	1	1.0	1	0	0	0	0	0	0	0	0	0	0	0
9/24 @ Cle.	0	0	0	0	0	INACTIVE					0	0	0	0	0
10/1 vs. SD	0	0	0	0	0	INACTIVE					0	0	0	0	0
10/9 @ Den.	0	0	0	0	0	0	0	0	0	0	0	0	0	0	0
10/15 vs. Car.	1	12	12.0	12	0	NOT ON TEAM					0	0	0	0	0
10/29 @ NO	0	0	0	0	0	2	1	0.5	4t	1	0	0	0	0	0
11/5 vs. Cin.	0	0	0	0	0	0	0	0	0	0	0	0	0	0	0
11/12 @ Ten.	0	0	0	0	0	0	0	0	0	0	0	0	0	0	0
11/19 vs. Atl.	0	0	0	0	0	0	0	0	0	0	0	0	0	0	0
11/26 vs. Pit.	1	2	2.0	2	0	0	0	0	0	0	0	0	0	0	0
11/30 @ Cin.	0	0	0	0	0	0	0	0	0	0	0	0	0	0	0
12/10 @ KC	INJURED RESERVE					0	0	0	0	0	1	6	6.0	6	0
12/17 vs. Cle.	INJURED RESERVE					0	0	0	0	0	0	0	0	0	0
12/24 @ Pit.	INJURED RESERVE					INACTIVE					0	0	0	0	0
12/31 vs. Buf.	INJURED RESERVE					INACTIVE					1	9	9.0	9	0
2006 Totals	4	17	4.3	12	0	2	1	0.5	4t	1	2	15	7.5	9	0


2006 GAME-BY-GAME PASSING

Opponent	STEVE McNAIR					STEVE McNAIR					STEVE McNAIR		
	ATT	COMP	YDS	CMP%	YDS/ATT	TD	TD%	INT	INT%	LG	SK/LOST	RATG	
9/10 @ TB	27	17	181	63.0	6.70	1	3.7	0	0.0	35	1/13	94.8	
9/17 vs. Oak.	33	16	143	48.5	4.33	1	3.0	1	3.0	30	2/17	58.0	
9/24 @ Cle.	41	23	264	56.1	6.44	1	2.4	0	0.0	38	2/10	83.8	
10/1 vs. SD	30	17	158	56.7	5.27	2	6.7	2	6.7	29	2/8	65.7	
10/9 @ Den.	34	20	165	58.8	4.85	0	0.0	3	8.8	26	2/11	34.6	
10/15 vs. Car.	4	2	4	50.0	1.00	0	0.0	1	25.0	4	1/9	16.7	
10/29 @ NO	23	17	159	73.9	6.91	2	8.7	0	0.0	30	1/3	121.5	
11/5 vs. Cin.	31	21	245	67.7	7.90	0	0.0	0	0.0	28	0/0	91.5	
11/12 @ Ten.	47	29	373	61.7	7.94	3	6.4	2	4.3	65t	1/2	90.1	
11/19 vs. Atl.	34	24	236	70.6	6.94	0	0.0	0	0.0	42	2/11	89.8	
11/26 vs. Pit.	24	18	140	75.0	5.83	1	4.2	0	0.0	20t	0/0	102.8	
11/30 @ Cin.	43	26	227	60.5	5.28	1	2.3	0	0.0	36t	0/0	82.2	
12/10 @ KC	27	21	283	77.8	10.48	1	3.7	0	0.0	87t	0/0	122.7	
12/17 vs. Cle.	4	0	0	0.0	0.00	0	0.0	0	0.0	0	0/0	39.6	
12/24 @ Pit.	31	21	256	67.7	8.26	3	9.7	2	6.5	35t	0/0	98.3	
12/31 vs. Buf.	35	23	216	65.7	6.17	0	0.0	1	2.9	24	0/0	70.7	
2006 Totals	468	295	3050	63.0	6.52	16	3.4	12	2.6	87t	14/84	82.5	

Opponent	KYLE BOLLER					KYLE BOLLER					KYLE BOLLER		
	ATT	COMP	YDS	CMP%	YDS/ATT	TD	TD%	INT	INT%	LG	SK/LOST	RATG	
9/10 @ TB	0	0	0	0.0	0.00	0	0.0	0	0.0	--	0	0	
9/17 vs. Oak.	ACTIVE, DID NOT PLAY												
9/24 @ Cle.	ACTIVE, DID NOT PLAY												
10/1 vs. SD	ACTIVE, DID NOT PLAY												
10/9 @ Den.	ACTIVE, DID NOT PLAY												
10/15 vs. Car.	31	17	226	54.8	7.29	3	9.7	1	3.2	62t	2/9	97.0	
10/29 @ NO	ACTIVE, DID NOT PLAY												
11/5 vs. Cin.	ACTIVE, DID NOT PLAY												
11/12 @ Ten.	ACTIVE, DID NOT PLAY												
11/19 vs. Atl.	ACTIVE, DID NOT PLAY												
11/26 vs. Pit.	3	3	21	100.0	7.00	0	0.0	0	0.0	11	0/0	95.8	
11/30 @ Cin.	ACTIVE, DID NOT PLAY												
12/10 @ KC	ACTIVE, DID NOT PLAY												
12/17 vs. Cle.	21	13	238	61.9	11.33	2	9.5	1	4.8	77t	1/7	112.8	
12/24 @ Pit.	0	0	0	0	0	0	0.0	0	0	--	0	0	
12/31 vs. Buf.	ACTIVE, DID NOT PLAY												
2006 Totals	55	33	485	60.0	8.82	5	9.1	2	3.6	77t	3/16	104.0	

Opponent	MARK CLAYTON					MARK CLAYTON					MARK CLAYTON		
	ATT	COMP	YDS	CMP%	YDS/ATT	TD	TD%	INT	INT%	LG	SK/LOST	RATG	
12/31 vs. Buf.	1	0	0	0.0	0.00	0	0.0	0	0.0	0	0/0	39.6	
2006 Totals	1	0	0	0.0	0.00	0	0.0	0	0.0	0	0/0	39.6	

2006 GAME-BY-GAME SACKS

Opponent	TREVOR PRYCE			ADALIUS THOMAS			
	SACKS	YDS	AVG	SACKS	YDS	AVG	
9/10 @ TB	0	0.0	0.0	0	0.0	0.0	<i>In his 1st year with the Ravens, DE Trevor Pryce led the team with 13 sacks for 113.5 yards lost.</i>
9/17 vs. Oak.	1	4.0	4.0	2	12.0	6.0	
9/24 @ Cle.	1.5	14.5	9.7	1	6.0	6.0	
10/1 vs. SD	0	0.0	0.0	0	0.0	0.0	
10/9 @ Den.	0	0.0	0.0	1	0.0	0.0	
10/15 vs. Car.	0	0.0	0.0	1	9.0	9.0	
10/29 @ NO	1	11.0	11.0	1	4.0	4.0	
11/5 vs. Cin.	1	9.0	9.0	1	3.0	3.0	
11/12 @ Ten.	0	0.0	0.0	1	5.0	5.0	
11/19 vs. Atl.	2	23.0	11.5	0	0.0	0.0	
11/26 vs. Pit.	2	17.0	8.5	1	3.0	3.0	
11/30 @ Cin.	0	0.0	0.0	0	0.0	0.0	
12/10 @ KC	1.5	14.0	9.3	1	10.0	10.0	
12/17 vs. Cle.	2	17.0	8.5	.5	4.5	9.0	
12/24 @ Pit.	0	0.0	0.0	.5	2.5	5.0	
12/31 vs. Buf.	1	4.0	4.0	0	0.0	0.0	
2006 Totals	13	113.5	8.7	11	59.0	5.4	

Opponent	BART SCOTT			TERRELL SUGGS			RAY LEWIS		
	SACKS	YDS	AVG	SACKS	YDS	AVG	SACKS	YDS	AVG
9/10 @ TB	2	12.0	6.0	0	0.0	0.0	1	9.0	9.0
9/17 vs. Oak.	1	9.0	9.0	2	14.0	7.0	0	0.0	0.0
9/24 @ Cle.	2	12.5	6.3	1	9.0	9.0	0	0.0	0.0
10/1 vs. SD	0	0.0	0.0	0	0.0	0.0	0	0.0	0.0
10/9 @ Den.	0	0.0	0.0	0	0.0	0.0	0	0.0	0.0
10/15 vs. Car.	0	0.0	0.0	0	0.0	0.0	0	0.0	0.0
10/29 @ NO	0	0.0	0.0	0	0.0	0.0	0	0.0	0.0
11/5 vs. Cin.	0	0.0	0.0	0	0.0	0.0	0	0.0	0.0
11/12 @ Ten.	0	0.0	0.0	0	0.0	0.0	INACTIVE (BACK)		
11/19 vs. Atl.	0	0.0	0.0	1	5.0	5.0	INACTIVE (BACK)		
11/26 vs. Pit.	1.5	13.5	9.0	2	13.0	13.0	1	8.0	8.0
11/30 @ Cin.	1	0.0	0.0	0	0.0	0.0	0	0.0	0.0
12/10 @ KC	1	5.0	5.0	1	5.0	5.0	.5	3.0	6.0
12/17 vs. Cle.	1	14.0	14.0	1	7.0	7.0	1	8.0	8.0
12/24 @ Pit.	0	0.0	0.0	.5	.5	1.0	.5	.5	1.0
12/31 vs. Buf.	0	0.0	0.0	1	11.0	1.0	1	8.0	8.0
2006 Totals	9.5	66.0	6.9	9.5	64.5	6.8	5	36.5	7.3

Opponent	KELLY GREGG			DAWAN LANDRY			COREY IVY		
	SACKS	YDS	AVG	SACKS	YDS	AVG	SACKS	YDS	AVG
9/10 @ TB	0	0.0	0.0	0	0.0	0.0	0	0.0	0.0
9/17 vs. Oak.	0	0.0	0.0	0	0.0	0.0	0	0.0	0.0
9/24 @ Cle.	1.5	6.0	4.0	0	0.0	0.0	0	0.0	0.0
10/1 vs. SD	0	0.0	0.0	0	0.0	0.0	0	0.0	0.0
10/9 @ Den.	0	0.0	0.0	0	0.0	0.0	0	0.0	0.0
10/15 vs. Car.	0	0.0	0.0	0	0.0	0.0	INACTIVE (KIDNEY)		
10/29 @ NO	0	0.0	0.0	0	0.0	0.0	INACTIVE (KIDNEY)		
11/5 vs. Cin.	0	0.0	0.0	0	0.0	0.0	INACTIVE (KIDNEY)		
11/12 @ Ten.	0	0.0	0.0	1	1.0	1.0	0	0.0	0.0
11/19 vs. Atl.	1	10.0	10.0	0	0.0	0.0	0	0.0	0.0
11/26 vs. Pit.	0	0.0	0.0	0	0.0	0.0	1	13.0	13.0
11/30 @ Cin.	0	0.0	0.0	1	7.0	7.0	0	0.0	0.0
12/10 @ KC	0	0.0	0.0	0	0.0	0.0	0	0.0	0.0
12/17 vs. Cle.	.5	4.5	9.0	0	0.0	0.0	0	0.0	0.0
12/24 @ Pit.	.5	2.5	5.0	1	8.0	8.0	1	0.0	0.0
12/31 vs. Buf.	0	0.0	0.0	0	0.0	0.0	0	0.0	0.0
2006 Totals	3.5	23.0	6.6	3	16.0	5.3	2	13.0	6.5

2006 GAME-BY-GAME SACKS

Opponent	JARRET JOHNSON			HALOTI NGATA			SAMARI ROLLE		
	SACKS	YDS	AVG	SACKS	YDS	AVG	SACKS	YDS	AVG
9/10 @ TB	0	0.0	0.0	0	0.0	0.0	0	0.0	0.0
9/17 vs. Oak.	0	0.0	0.0	0	0.0	0.0	0	0.0	0.0
9/24 @ Cle.	0	0.0	0.0	0	0.0	0.0	0	0.0	0.0
10/1 vs. SD	1	11.0	11.0	0	0.0	0.0	0	0.0	0.0
10/9 @ Den.	0	0.0	0.0	0	0.0	0.0	0	0.0	0.0
10/15 vs. Car.	0	0.0	0.0	0	0.0	0.0	0	0.0	0.0
10/29 @ NO	0	0.0	0.0	0	0.0	0.0	0	0.0	0.0
11/5 vs. Cin.	0	0.0	0.0	0	0.0	0.0	0	0.0	0.0
11/12 @ Ten.	0	0.0	0.0	0	0.0	0.0	0	0.0	0.0
11/19 vs. Atl.	0	0.0	0.0	0	0.0	0.0	1	7.0	7.0
11/26 vs. Pit.	.5	5.5	11.0	0	0.0	0.0	0	0.0	0.0
11/30 @ Cin.	0	0.0	0.0	0	0.0	0.0	0	0.0	0.0
12/10 @ KC	0	0.0	0.0	0	0.0	0.0	0	0.0	0.0
12/17 vs. Cle.	0	0.0	0.0	0	0.0	0.0	0	0.0	0.0
12/24 @ Pit.	0	0.0	0.0	1	3.0	3.0	0	0.0	0.0
12/31 vs. Buf.	0	0.0	0.0	0	0.0	0.0	0	0.0	0.0
2006 Totals	1.5	16.5	11.0	1	3.0	3.0	1	7.0	7.0

2006 GAME-BY-GAME INTERCEPTIONS

Opponent	CHRIS McALISTER				
	INT	YDS	AVG	LG	TD
9/10 @ TB	1	60	60.0	60t	1
9/17 vs. Oak.	0	0	0.0	0	0
9/24 @ Cle.	1	0	0.0	0	0
10/1 vs. SD	0	0	0.0	0	0
10/9 @ Den.	0	0	0.0	0	0
10/15 vs. Car.	1	0	0.0	0	0
10/29 @ NO	0	0	0.0	0	0
11/5 vs. Cin.	1	20	20.0	20	0
11/12 @ Ten.	0	0	0.0	0	0
11/19 vs. Atl.	0	0	0.0	0	0
11/26 vs. Pit.	0	0	0.0	0	0
11/30 @ Cin.	0	0	0.0	0	0
12/10 @ KC	0	0	0.0	0	0
12/17 vs. Cle.	1	10	10.0	10	0
12/24 @ Pit.	0	0	0.0	0	0
12/31 vs. Buf.	1	31	31.0	31t	1
2006 Totals	6	121	20.2	60t	2



CB Chris McAlister led the Ravens with 6 INTs, including a 60-yard return for a TD in the season opener. McAlister was rewarded with his 3rd Pro Bowl.

Opponent	ED REED					DAWAN LANDRY					SAMARI ROLLE				
	INT	YDS	AVG	LG	TD	INT	YDS	AVG	LG	TD	INT	YDS	AVG	LG	TD
9/10 @ TB	1	3	3.0	3	0	0	0	0.0	0	0	0	0	0.0	0	0
9/17 vs. Oak.	0	0	0.0	0	0	0	0	0.0	0	0	0	0	0.0	0	0
9/24 @ Cle.	0	0	0.0	0	0	0	0	0.0	0	0	0	0	0.0	0	0
10/1 vs. SD	0	0	0.0	0	0	0	0	0.0	0	0	0	0	0.0	0	0
10/9 @ Den.	0	0	0.0	0	0	0	0	0.0	0	0	0	1	(-8)	(-8.0)	(-8)
10/15 vs. Car.	0	0	0.0	0	0	1	0	0.0	0	0	0	0	0	0.0	0
10/29 @ NO	0	0	0.0	0	0	2	28	14.0	16t	1	0	0	0.0	0	0
11/5 vs. Cin.	0	25*	25.0	25t	1	0	0	0.0	0	0	1	24	24.0	24	0
11/12 @ Ten.	1	(-6)	(-6.0)	(-6)	0	0	0	0.0	0	0	0	0	0.0	0	0
11/19 vs. Atl.	0	0	0.0	0	0	0	0	0.0	0	0	0	0	0.0	0	0
11/26 vs. Pit.	0	0	0.0	0	0	0	0	0.0	0	0	0	0	0.0	0	0
11/30 @ Cin.	0	0	0.0	0	0	0	0	0.0	0	0	0	0	0.0	0	0
12/10 @ KC	2	11	5.5	11	0	0	0	0.0	0	0	0	0	0.0	0	0
12/17 vs. Cle.	0	0	0.0	0	0	1	37	37.0	37	0	0	0	0.0	0	0
12/24 @ Pit.	1	37	37.0	37	0	1	36	36.0	36	0	0	0	0.0	0	0
12/31 vs. Buf.	0	0	0.0	0	0	0	0	0.0	0	0	1	44	44.0	44	0
2006 Totals	5	70	14.0	37	1	5	101	20.2	37	1	3	60	20.0	44	0

*Received lateral from Samari Rolle and scored a TD



2006 GAME-BY-GAME INTERCEPTIONS

Opponent	RAY LEWIS					RONNIE PRUDE					BART SCOTT				
	INT	YDS	AVG	LG	TD	INT	YDS	AVG	LG	TD	INT	YDS	AVG	LG	TD
9/10 @ TB	0	0	0.0	0	0	PLAYED ON SPECIAL TEAMS					0	0	0.0	0	0
9/17 vs. Oak.	1	27	27.0	27	0	1	54	54.0	54	0	0	0	0.0	0	0
9/24 @ Cle.	0	0	0.0	0	0	PLAYED ON SPECIAL TEAMS					0	0	0.0	0	0
10/1 vs. SD	0	0	0.0	0	0	PLAYED ON SPECIAL TEAMS					1	24	24.0	24	0
10/9 @ Den.	0	0	0.0	0	0	PLAYED ON SPECIAL TEAMS					0	0	0.0	0	0
10/15 vs. Car.	0	0	0.0	0	0	PLAYED ON SPECIAL TEAMS					0	0	0.0	0	0
10/29 @ NO	1	0	0.0	0	0	1	12	12.0	12t	1	0	0	0.0	0	0
11/5 vs. Cin.	0	0	0.0	0	0	0	0	0.0	0	0	0	0	0.0	0	0
11/12 @ Ten.	INACTIVE (BACK)					0	0	0.0	0	0	0	0	0.0	0	0
11/19 vs. Atl.	INACTIVE (BACK)					0	0	0.0	0	0	0	0	0.0	0	0
11/26 vs. Pit.	0	0	0.0	0	0	0	0	0.0	0	0	1	7	7.0	7	0
11/30 @ Cin.	0	0	0.0	0	0	PLAYED ON SPECIAL TEAMS					0	0	0.0	0	0
12/10 @ KC	0	0	0.0	0	0	DID NOT PLAY					0	0	0.0	0	0
12/17 vs. Cle.	0	0	0.0	0	0	0	0	0.0	0	0	0	0	0.0	0	0
12/24 @ Pit.	0	0	0.0	0	0	0	0	0.0	0	0	0	0	0.0	0	0
12/31 vs. Buf.	0	0	0.0	0	0	0	0	0.0	0	0	0	0	0.0	0	0
2006 Totals	2	27	13.5	27	0	2	66	33.0	54	1	2	31	15.5	24	0

Opponent	COREY IVY					HALOTI NGATA					ADALIUS THOMAS				
	INT	YDS	AVG	LG	TD	INT	YDS	AVG	LG	TD	INT	YDS	AVG	LG	TD
9/10 @ TB	0	0	0.0	0	0	1	60	60.0	60	0	0	0	0.0	0	0
9/17 vs. Oak.	0	0	0.0	0	0	0	0	0.0	0	0	1	7	7.0	7	0
9/24 @ Cle.	0	0	0.0	0	0	0	0	0.0	0	0	0	0	0.0	0	0
10/1 vs. SD	0	0	0.0	0	0	0	0	0.0	0	0	0	0	0.0	0	0
10/9 @ Den.	0	0	0.0	0	0	0	0	0.0	0	0	0	0	0.0	0	0
10/15 vs. Car.	INACTIVE (KIDNEY)					0	0	0.0	0	0	0	0	0.0	0	0
10/29 @ NO	INACTIVE (KIDNEY)					0	0	0.0	0	0	0	0	0.0	0	0
11/5 vs. Cin.	INACTIVE (KIDNEY)					0	0	0.0	0	0	0	0	0.0	0	0
11/12 @ Ten.	0	0	0.0	0	0	0	0	0.0	0	0	0	0	0.0	0	0
11/19 vs. Atl.	0	0	0.0	0	0	0	0	0.0	0	0	0	0	0.0	0	0
11/26 vs. Pit.	1	0	0.0	0	0	0	0	0.0	0	0	0	0	0.0	0	0
11/30 @ Cin.	0	0	0.0	0	0	0	0	0.0	0	0	0	0	0.0	0	0
12/10 @ KC	0	0	0.0	0	0	0	0	0.0	0	0	0	0	0.0	0	0
12/17 vs. Cle.	0	0	0.0	0	0	0	0	0.0	0	0	0	0	0.0	0	0
12/24 @ Pit.	0	0	0.0	0	0	0	0	0.0	0	0	0	0	0.0	0	0
12/31 vs. Buf.	0	0	0.0	0	0	0	0	0.0	0	0	0	0	0.0	0	0
2006 Totals	1	0	0.0	0	0	1	60	60.0	60	0	1	7	7.0	7	0

PICK CITY

In 2006, Baltimore totaled the most INTs in the NFL with 28. Since their inception in 1996, the Ravens have been a force when it comes to INTs. In 176 regular season games, Baltimore has posted an NFL-best 218 picks, 27 of which have been returned for TDs. That mark ties (New England) for the most in the NFL over the past 11 years.

INTs RETURNED FOR TDs SINCE 1996

Rk.	Team	INTs	TDs
1.	Baltimore	218*	27
	New England	213	27
3.	Denver	191	25
	Green Bay	213	25
5.	Seattle	198	24

*218 ranks as the most INTs in the NFL since 1996



1



Ravens 27, Buccaneers 0

Baltimore (1-0)
Tampa Bay (0-1)

SUNDAY, SEPT. 10, 2006 • 1:00 PM ET • RAYMOND JAMES STADIUM • TAMPA BAY

Weather: 87°, Partly Cloudy, Warm, Wind S 3 mph • Attendance: 65,087 • Time: 2:54

Behind a defense that was just as stifling as the South Florida heat, the Ravens hung a 27-0 shutout on the Tampa Bay Buccaneers to open up the 2006 season. The blanking was an upgrade on a classic Baltimore effort with the defense coming up with the big hits and big plays that handcuffed the Bucs' offense. But, this new Ravens' edition came with a Steve McNair-directed offense that effectively marched up and down the Raymond James Stadium field in a mistake-free, clock-controlling performance. Ravens defenders harassed QB Chris Simms all game, forcing him into 3 INTs. CB Chris McAlister got things started in the 2nd quarter by cutting off TE Doug Jolley to snatch the ball and sprint 60 yards for a TD. DT Haloti Ngata nearly matched McAlister when he caught a tipped pass (Bart Scott) and rumbled 60 yards before stepping out of bounds at the Bucs' 9-yard line. The Baltimore defense controlled the middle of the field, as LBs Bart Scott, Adalius Thomas and Ray Lewis each laid fierce hits. All factors combined to push the Ravens to their 1st shutout since 2003 and hold the Bucs scoreless for the 1st time ever in their 8-year-old stadium.

Baltimore Ravens

OFFENSE		DEFENSE	
WR 89	M. Clayton	LDE 90	T. Pryce
LT 75	J. Ogden	NT 97	K. Gregg
LG 64	E. Multitalo	DT 92	H. Ngata
C 62	M. Flynn	RDE 55	T. Suggs
RG 68	K. Vincent	LLB 96	A. Thomas
RT 79	T. Pashos	MLB 52	R. Lewis
TE 86	T. Heap	RLB 57	B. Scott
WR 85	D. Mason	LCB 21	C. McAlister
QB 9	S. McNair	RCB 22	S. Rolfe
RB 31	J. Lewis	SS 26	D. Landry
FB 33	J. Green	FS 20	E. Reed

Tampa Bay Buccaneers

OFFENSE		DEFENSE	
WR 84	J. Galloway	DE 94	G. Spires
LT 69	A. Davis	DT 95	C. Hovan
LG 79	S. Mahan	DT 92	A. McFarland
C 76	J. Wade	DE 97	S. Rice
RG 77	J. Terry	OLB 56	R. Nece
RT 67	K. Walker	MLB 51	B. Roud
TE 88	A. Becht	OLB 55	D. Brooks
TE 81	A. Smith	LCB 25	B. Kelly
QB 2	C. Simms	RCB 20	R. Barber
RB 24	C. Williams	SS 23	J. Phillips
FB 40	M. Alstott	FS 26	W. Allen

OFFICIALS -- Referee: Ron Winter (14), Umpire: Roy Ellison (81), Head Linesman: Tom Stabile (24), Line Judge: Tom Stephan (68), Side Judge: John Parry (132), Field Judge: Bill Lovett (98), Back Judge: Jim Howey (37)

	1	2	3	4	OT	TOTAL	FIELD GOALS - made () & missed
BALTIMORE	7	10	3	7	-	27	M. Stover (20, 42)
TAMPA BAY	0	0	0	0	-	0	None

TEAM	QTR	TIME	PLAY DESCRIPTION (extra point)	DRIVE	SCORE
Ravens	1	5:44	J. Lewis 4 yd. run (M. Stover kick)	14-80, 9:16	7-0
Ravens	2	14:45	C. McAlister 60 yd. interception return (M. Stover kick)		14-0
Ravens	2	1:54	M. Stover 20 yd. Field Goal	4-7, 0:37	17-0
Ravens	3	10:22	M. Stover 42 yd. Field Goal	7-13, 2:37	20-0
Ravens	4	7:17	D. Wilcox 4 yd. pass from S. McNair (M. Stover kick)	9-61, 6:11	27-0

TEAM STATISTICS

First Downs (total-rush-pass-penalty)

Total Yards - Plays - Average

Net Yards Rushing - Rushes - Average

Net Yards Passing - Times Thrown - Yds Lost - Gross Pass.

Passes Attempted - Completed - Intercepted

Punts / Number - Average

Penalties / Number - Yards

Fumbles / Number - Lost

RAVENS

16-5-9-2

271-62-4.4

103-34-3.0

168-1-13-181

27-17-0

6-47-0

4-25

4-0

BUCS

8-3-5-0

142-50-2.8

26-13-2.0

116-3-21-137

34-18-3

8-46.5

3-21

0-0

INDIVIDUAL STATISTICS

Rushing

Baltimore:

J. Lewis 18-78-1-27LG; M. Anderson 7-25-0-8LG; Mu. Smith 2-6-0-6LG
S. McNair 2-4-0-4LG; K. Boller 4-(-4)-0-(-1)LG;

M. Clayton 1-(-8)-0-(-8)LG

Tampa Bay:

C. Williams 8-22-0-7LG; C. Simms 1-3-0-3LG; M. Alstott 1-2-0-2LG

M. Pittman 3-(-1)-0-1LG

Receiving

Baltimore:

T. Heap 5-46-0-13LG; D. Mason 4-50-0-19LG; D. Wilcox 3-52-1-35LG
M. Clayton 2-18-0-11LG; D. Williams 1-9-0-9LG; Mu. Smith 1-4-0-4LG

J. Green 1-2-0-2LG

Tampa Bay:

C. Williams 5-25-0-8LG; A. Becht 4-27-0-12LG; M. Clayton 3-34-0-27LG
M. Alstott 3-26-0-10LG; A. Smith 2-18-0-19LG; M. Pittman 1-7-0-7LG

Passing

Baltimore:

S. McNair 27-17-181-0-1-35LG

Tampa Bay:

C. Simms 29-17-133-3-0-27LG; B. Gradkowski 5-1-4-0-0-4LG

Interceptions

Baltimore:

C. McAlister 1-60, H. Ngata 1-60, E. Reed 1-3

Tampa Bay:

None

Sacks

Baltimore:

B. Scott 2-12; R. Lewis 1-9

Tampa Bay:

D. White 1-13



**2****Ravens 28, Raiders 6****Oakland (0-2)
Baltimore (2-0)****SUNDAY, SEPT. 17, 2006 • 1:00 PM ET • M&T BANK STADIUM • BALTIMORE****Weather: 80°, Sunny, Clear, Wind NNW 4 mph • Attendance: 70,744 • Time: 3:18**

The Ravens' defense, led by LB Adalius Thomas, was stingy, not allowing the opponent to cross the goal line for the 2nd-straight week. Thomas did cross over Oakland's when he dropped QB Andrew Walter for a safety. The LB added 6 stops, 2 sacks and 1 INT. LB Ray Lewis and rookie CB Ronnie Prude each had INTs, while OLB Terrell Suggs notched 2 sacks. Starting Oakland QB Aaron Brooks began a shaky afternoon by fumbling 2 of his 4 snaps, both Ravens recoveries. Citing a shoulder injury, Brooks was pulled quickly in favor of Walter. Who flubbed the ball 3 more times, losing 1 to DT Kelly Gregg that was returned a franchise-record 59 yards. The Ravens were able to neutralize Oakland's 2 main weapons, RB LaMont Jordan (19 rushes for 35 yards) and WR Randy Moss (2 catches for 32 yards). The defense was primed to take the field after the QB Steve McNair-led offense worked a short field - after B.J. Sams' 72-yard return of the opening kickoff - to score a K Matt Stover 25-yard FG. Stover would also convert from 33, 37 and 23 yards. P Sam Koch was important in the field position battle, downing 3 of his 7 punts inside the Oakland 20. The QB would finish 16-of-33 for 143 yards, with 1 INT and a TD. RB Jamal Lewis contributed 70 rushing yards to the Ravens' total of 138, which was bolstered by RB Mike Anderson's 34-yard TD burst late in the final period.

Oakland Raiders**OFFENSE**

WR 18 R. Moss
LT 78 C. Slaughter
LG 65 B. Sims
C 64 J. Grove
RG 79 P. McQuistan
RT 66 L. Walker
TE 83 C. Anderson
WR 87 A. Whitted
FB 32 Z. Crockett
RB 34 L. Jordan
QB 2 A. Brooks

DEFENSE

DE 91 T. Brayton
DT 99 W. Sapp
DT 93 T. Kelly
DE 56 D. Burgess
OLB 96 G. Irons
MLB 52 K. Morrison
OLB 53 T. Howard
CB 28 T. Poole
CB 27 F. Washington
SS 24 M. Huff
FS 30 S. Schweigert

Baltimore Ravens**OFFENSE**

WR 89 M. Clayton
LT 75 J. Ogden
LG 64 E. Multitalo
C 62 M. Flynn
RG 68 K. Vincent
RT 79 T. Pashos
TE 86 T. Heap
WR 85 D. Mason
QB 9 S. McNair
RB 31 J. Lewis
TE 83 D. Wilcox

DEFENSE

LDE 90 T. Pryce
NT 97 K. Gregg
DT 92 H. Ngata
RDE 55 T. Suggs
LLB 96 A. Thomas
MLB 52 R. Lewis
OLB 57 B. Scott
LCB 21 C. McAlister
RCB 22 S. Rolle
SS 26 D. Landry
ES 20 E. Reed

OFFICIALS - Referee: Jerome Boger (23), Umpire: Carl Cheffers (51), Head Linesman: Ed Camp (134), Line Judge: Jeff Bergman (32), Side Judge: Joe Larrew (73), Field Judge: Scott Stenson (88), Back Judge: Perry Paganelli (46)

	1	2	3	4	OT	TOTAL	FIELD GOALS - made () & missed
OAKLAND	0	3	0	3	-	6	S. Janikowski (34, 51)
BALTIMORE	9	7	2	10	-	28	M. Stover (25, 33, 37, 23)

TEAM	QTR	TIME	PLAY DESCRIPTION (extra point)	DRIVE	SCORE
Ravens	1	10:38	M. Stover 25 yd. Field Goal	8-25, 4:22	0-3
Ravens	1	6:41	M. Stover 33 yd. Field Goal	5-20, 2:23	0-6
Ravens	1	3:45	M. Stover 37 yd. Field Goal	7-11, 2:47	0-9
Raiders	2	2:59	S. Janikowski 34 yd. Field Goal	13-64, 6:33	3-9
Ravens	2	0:43	T. Heap 1 yd. pass from S. McNair (M. Stover kick)	7-65, 2:16	3-16
Ravens	3	8:53	A. Walter sacked in end zone by A. Thomas for a Safety		3-18
Ravens	4	13:21	M. Stover 23 yd. Field Goal	7-11, 2:32	3-21
Raiders	4	9:55	S. Janikowski 51 yd. Field Goal	8-8, 3:01	6-21
Ravens	4	1:51	M. Anderson 34 yd. run (M. Stover kick)	5-81, 2:24	6-28

TEAM STATISTICS

First Downs (total-rush-pass-penalty)
Total Yards - Plays - Average
Net Yards Rushing - Rushes - Average
Net Yards Passing - Times Thrown - Yds Lost - Gross Pass.
Passes Attempted - Completed - Intercepted
Punts / Number - Average
Penalties / Number - Yards
Fumbles / Number - Lost

RAIDERS

14-2-8-4
162-59-2.7
39-26-1.5
123-6-39-162
27-10-3
4-53.5
6-45
5-3

RAVENS

14-5-9-0
264-66-4.0
138-31-4.5
126-2-17-143
33-16-1
7-43.3
10-72
0-0

INDIVIDUAL STATISTICS**Rushing**

Oakland: L. Jordan 19-35-0-15LG; A. Walter 4-3-0-2LG; J. Fargas 1-1-0-1LG
A. Brooks 2-0-0-0LG
Baltimore: J. Lewis 19-70-0-13LG; M. Anderson 1-34-1-34LG; Mu. Smith 7-24-0-16LG; S. McNair 4-10-0-13LG

Receiving

Oakland: A. Whitted 3-45-0-21LG; R. Moss 2-32-0-16LG; R. Curry 2-31-0-22LG
C. Anderson 2-26-0-16LG; R. Williams 1-28-0-28LG
Baltimore: D. Mason 5-46-0-15LG; T. Heap 5-17-1-6LG; Mu. Smith 2-33-0-30LG
M. Clayton 1-30-0-30LG; D. Williams 1-9-0-9LG; M. Anderson 1-7-0-7LG
J. Green 1-1-0-1LG

Passing

Oakland: A. Walter 27-10-162-3-0-28LG
Baltimore: S. McNair 33-16-143-1-1-30LG

Interceptions

Oakland: K. Morrison 1-31
Baltimore: R. Prude 1-54; R. Lewis 1-27; A. Thomas 1-7

Sacks

Oakland: W. Sapp 2-17
Baltimore: T. Suggs 2-14; A. Thomas 2-12; B. Scott 1-9; T. Pryce 1-4



3

**Ravens 15, Browns 14**Baltimore (3-0)
Cleveland (0-3)

SUNDAY, SEPT. 24, 2006 ♦ 4:05 PM ET ♦ CLEVELAND BROWNS STADIUM ♦ CLEVELAND

Weather: 68°, Cloudy, Wind W 12-25 mph ♦ Attendance: 72,474 ♦ Time: 3:04

History has shown that Cleveland Browns Stadium isn't a welcome venue for the Ravens, but after a 52-yard FG from K Matt Stover in the final minute, the Browns (0-3) from the ones left with the gnawing feeling. After a nail-biting 15-14 victory, the Ravens headed back to Baltimore with a healthy 3-0 record. The Ravens hadn't won in Cleveland since 2003, and as time ticked off the clock, a 3rd consecutive year with a loss was becoming a possibility. Trailing for much of the game to the plucky Browns, the Ravens relied on late-game heroics from some of their key veterans. Stover got the chance for a game winner, the longest of his 12 career-clinching kicks, when 8-year veteran Chris McAlister intercepted a QB Charlie Frye pass in the end zone to halt the threatening Browns. Steve McNair completed 6 of 9 passes for 52 yards in the game's final drive to move within Stover's range. (McNair finished the day 23-of-41 for 264 yards and 1 TD.) Derrick Mason logged his 15th-career 100-yard receiving game with 132 on 7 catches. The Ravens' defense gave up their 1st TDs of the season, but it harassed Frye with 7 sacks and 19 QB hurries.

Baltimore Ravens

OFFENSE

WR 89 M. Clayton
LT 75 J. Ogdien
LG 64 E. Multialo
C 62 M. Flynn
RG 68 K. Vincent
RT 79 T. Pashos
TE 86 T. Heap
WR 85 D. Mason
QB 9 S. McNair
RB 31 J. Lewis
TE 83 D. Wilcox

DEFENSE

LDE 90 T. Pryce
NT 97 K. Gregg
DT 92 H. Ngata
RDE 55 T. Suggs
LLB 96 A. Thomas
MLB 52 R. Lewis
RLB 57 B. Scott
LCB 21 C. McAlister
RCB 22 S. Rolle
SS 26 D. Landry
FS 20 E. Reed

Cleveland Browns

OFFENSE

WR 86 D. Northcutt
LT 77 K. Shaffer
LG 63 J. Andruzzi
C 66 H. Fraley
RG 60 C. Coleman
RT 72 R. Tucker
TE 80 K. Winslow
WR 17 B. Edwards
QB 9 C. Frye
WR 16 J. Cribbs
RB 35 J. Harrison

DEFENSE

LE 78 E. Kelley
NT 92 T. Washington
RE 97 A. McKinley
LOLB 95 K. Wimbley
MLB 54 A. Davis
WLB 58 D. Jackson
ROLB 52 M. Stewart
LCB 28 L. Bodden
RCB 39 D. Holley
SS 26 S. Jones
FS 27 B. Russell

OFFICIALS -- Referee: Bill Leavy (127), Umpire: Richard Hall (49), Head Linesman: Gary Slaughter (30), Line Judge: Darryll Lewis (130), Side Judge: Mike Weatherford (116), Field Judge: Rob Vernatchi (75), Back Judge: Kirk Doman (6)

	1	2	3	4	OT	TOTAL	FIELD GOALS - made () & missed
BALTIMORE	3	0	0	12	-	15	M. Stover (32, 43, 52)
CLEVELAND	0	14	0	0	-	14	None

TEAM	QTR	TIME	PLAY DESCRIPTION (extra point)	DRIVE	SCORE
Ravens	1	5:05	M. Stover 32 yd. Field Goal	7-30, 2:30	3-0
Browns	2	9:28	B. Edwards 58 yd. pass from C. Frye (P. Dawson kick)	1-58, 0:08	3-7
Browns	2	0:24	C. Frye 1 yd. run (P. Dawson kick)	11-74, 3:17	3-14
Ravens	4	14:56	T. Heap 3 yd. pass from S. McNair (pass failed)	7-68, 3:34	9-14
Ravens	4	10:22	M. Stover 43 yd. Field Goal	10-42, 4:08	12-14
Ravens	4	0:20	M. Stover 52 yd. Field Goal	12-47, 3:01	15-14

TEAM STATISTICS

First Downs (total-rush-pass-play)
Total Yards - Plays - Average
Net Yards Rushing - Rushes - Average
Net Yards Passing - Times Thrown - Yds Lost - Gross Pass.
Passes Attempted - Completed - Intercepted
Punts / Number - Average
Penalties / Number - Yards
Fumbles / Number - Lost

RAVENS

18-4-14-0
340-70-4.9
86-27-3.2
254-2-10-264
41-23-0
6-39.2
5-30
1-0

BROWNS

17-4-12-1
288-59-4.9
38-19-2.0
250-7-48-298
33-21-1
8-44.8
2-17
1-1

INDIVIDUAL STATISTICS**Rushing**

Baltimore: J. Lewis 21-86-0-21LG; Mu. Smith 3-8-0-4LG; S. McNair 2-(-2)-0-(-1)LG
Cleveland: J. Wright 15-31-0-13LG; C. Frye 2-6-1-5LG; J. Harrison 2-1-0-2LG

Receiving

Baltimore: M. Clayton 8-74-0-16LG; D. Mason 7-132-0-38LG; T. heap 5-36-1-12LG
Cleveland: Mu. Smith 2-12-0-8LG; D. Wilcox 1-10-0-10LG
K. Winslow 7-92-0-24LG; B. Edwards 5-116-1-58LG;
D. Northcutt 3-32-0-27LG; S. Heiden 2-18-0-9LG; L. Vickers 1-29-0-29LG
J. Cribbs 1-6-0-6LG; J. Wright 1-3-0-3LG; J. Harrison 1-2-0-2LG

Passing

Baltimore: S. McNair 41-23-264-0-1-38LG
Cleveland: C. Frye 33-21-298-1-1-58LG

Interceptions

Baltimore: C. McAlister 1-0
Cleveland: None

Sacks

Baltimore: B. Scott 2-12.5; T. Pryce 1.5-14.5; K. Gregg 1.5-6; T. Suggs 1-9
A. Thomas 1-6
Cleveland: W. McGinest 1-7; S. Fraser 1-3



**4****Ravens 16, Chargers 13**San Diego (2-1)
Baltimore (4-0)**SUNDAY, OCT. 1, 2006 • 1:00 PM • M&T BANK STADIUM • BALTIMORE**

Weather: 68°, Partly Cloudy, Wind W 7 mph • Attendance: 70,743 • Time: 3:03

After nearly an entire afternoon of a battle between NFL heavyweights, the San Diego Chargers dared the Ravens to score with the game on the line. Steve McNair cashed in on their bet, keeping his record in purple and black a perfect 4-0. Marching 60 yards with 3 minutes remaining, the QB connected with TE Todd Heap for a 10-yard TD, sealing it for a heart-stopping 16-13 Ravens win. It seemed like a repeat of the Week 3 matchup with the Cleveland Browns, when McNair engineered a late drive that culminated in Matt Stover's clinching FG. This time with under 5 minutes in the game, McNair triggered the winning score. He hit WR Mark Clayton for receptions of 17 and 13 yards, adding another 12-yard run before Heap bulled his way into the end zone at the 41-second mark, carrying LB Shawne Merriman and the emotions of 70,743 screaming fans on his back. The Baltimore defense shut down the Chargers in the 4th quarter when RB LaDainian Tomlinson, who finished with 98 rushing yards on 27 carries, and Rivers, 13-of-22 for 145 yards, 1 TD and 1 INT, couldn't get anything going.

San Diego Chargers**OFFENSE**
WR 88 E. Parker
LT 73 M. McNeill
LG 68 K. Dielman
C 61 N. Hardwick
RG 79 M. Goff
RT 70 S. Olivea
TE 85 A. Gates
WR 87 K. McCardell
QB 17 P. Rivers
FB 41 L. Neal
RB 21 L. Tomlinson
DEFENSE
LE 93 L. Castillo
DT 76 J. Williams
RE 99 I. Oshansky
OLB 56 S. Merriman
ILB 58 R. Godfrey
ILB 59 D. Edwards
OLB 95 S. Phillips
LCB 23 Q. Jammer
RCB 29 D. Florence
SS 42 C. Hart
FS 20 M. McCree
Baltimore Ravens**OFFENSE**
WR 89 M. Clayton
LT 75 J. Ogden
LG 64 E. Multitalo
C 62 M. Flynn
RG 68 K. Vincent
RT 79 T. Pashos
TE 86 T. Heap
WR 85 D. Mason
QB 9 S. McNair
RB 31 J. Lewis
FB 33 J. Green
DEFENSE
LDE 90 T. Pryce
NT 97 K. Gregg
DT 92 H. Ngata
DE 94 J. Bannan
RDE 95 J. Johnson
LLB 96 A. Thomas
MLB 52 R. Lewis
RLB 57 B. Scott
LCB 21 C. McAlister
RCB 22 S. Rolle
FS 20 E. Reed

OFFICIALS -- Referee: Mike Carey (94), Umpire: Dan Ferrell (64), Head Linesman: Steve Steljes (22), Line Judge: Mark Perlman (9), Side Judge: Tom Fincken (47), Field Judge: Buddy Horton (82), Back Judge: Bill Schmitz (122)

	1	2	3	4	OT	TOTAL	FIELD GOALS - made () & missed	
SAN DIEGO	7	6	0	0	-	13	N. Kaeding (34, 54) 40WR	
BALTIMORE	7	0	0	9	-	16	None	
TEAM	QTR	TIME	PLAY DESCRIPTION (extra point)			DRIVE	SCORE	
Chargers	1	10:21	M. Floyd 31 yd. pass from P. Rivers (N. Kaeding kick)			9-69, 4:39	7-0	
Ravens	1	5:28	D. Wilcox 5 yd. pass from S. McNair (M. Stover kick)			5-22, 2:52	7-7	
Chargers	2	14:51	N. Kaeding 34 yd. Field Goal			10-46, 5:37	10-7	
Chargers	2	1:51	N. Kaeding 54 yd. Field Goal			5:20, 1:17	13-7	
Ravens	4	3:12	M. Scifres tackled in end zone by Ed Reed for a safety				13-9	
Ravens	4	0:34	T. Heap 10 yd. pass from S. McNair (M. Stover kick)			6-60, 2:38	13-16	
TEAM STATISTICS				RAVENS				CHARGERS
First Downs (total-rush-pass-penalty)				13-5-8-0				14-2-11-1
Total Yards - Plays - Average				284-65-4.4				206-53-3.9
Net Yards Rushing - Rushes - Average				150-41-3.7				56-21-2.7
Net Yards Passing - Times Thrown - Yds Lost - Gross Pass.				134-1-11-145				150-2-8-158
Passes Attempted - Completed - Intercepted				23-13-1				30-17-2
Punts / Number - Average				5-53.8				7-48.0
Penalties / Number - Yards				10-77				4-30
Fumbles / Number - Lost				3-0				2-1
INDIVIDUAL STATISTICS								
Rushing	San Diego:	L. Tomlinson 27-98-0-29LG; M. Turner 7-46-0-19LG; L. Neal 5-13-0-4LG P. Rivers 1-0-0-0LG; M. Scifres 1(-7)-0(-7)LG						
	Baltimore:	J. Lewis 15-34-0-6LG; Mu. Smith 2-14-0-9LG; S. McNair 2-11-0-12LG M. Anderson 1-0-0-0LG; M. Clayton 1(-3)-0(-3)LG						
Receiving	San Diego:	A. Gates 4-41-0-18LG; E. Parker 4-37-0-11LG; M. Floyd 1-31-1-31LG L. Neal 1-18-0-18LG; L. Tomlinson 1-7-0-7LG; V. Jackson 1-6-0-6LG B. Manumaleuna 1-5-0-5LG						
	Baltimore:	T. Heap 4-60-1-29LG; M. Clayton 4-37-0-17LG; D. Mason 4-37-0-20LG D. Wilcox 3-17-1-11LG; D. Williams 1-6-0-6LG; Mu. Smith 1-1-0-1LG						
Passing	San Diego:	P. Rivers 22-13-145-1-1-31LG; M. Scifres 1-0-0-0-0-0LG						
	Baltimore:	S. McNair 30-17-158-2-2-29LG						
Interceptions	San Diego:	Q. Jammer 1-11; D. Edwards 1-5						
	Baltimore:	B. Scott 1-24						
Sacks	San Diego:	S. Merriman 1-5; S. Phillips 1-3						
	Baltimore:	J. Johnson 1-11						



5



Broncos 13, Ravens 3

Baltimore (4-1)
Denver (3-1)

MONDAY, OCT. 9, 2006 • 6:41 PM MDT • INVESCO FIELD AT MILE HIGH • DENVER

Weather: 39°, Light Rain and Fog, Wind E 7 mph • Attendance: 76,355 • Time: 2:49

A rain-soaked Denver evening turned the Ravens' Monday Night Football showcase against the Broncos into a field position and defensive struggle. Even the weather couldn't stop a late-game surge from the home team, and the Ravens fell 13-3. Baltimore enjoyed yet another stalwart defensive effort, allowing only 1 TD and 2 FGs, but QB Steve McNair's 3 INTs proved costly. The game looked to be skewed in the Ravens' favor from the outset. On the 3rd Broncos offensive play, CB Chris McAlister recovered a RB Tatum Bell fumble. On the 7th, CB Samari Rolle cradled his 1st INT of the season when he ran under QB Jake Plummer's overthrown pass to WR Javon Walker. The turnovers only led to K Matt Stover's 24-yard FG. With a chance to re-take the lead, McNair found WR Derrick Mason for 26 yards down the sideline, but tossed his 1st giveaway of the game to CB Champ Bailey in the end zone in the waning seconds of the half. Elam's 44-yarder in the 4th gave Denver the lead for good. Except for the late-game TD drive - only the 4th TD allowed by the Ravens all season - the Baltimore secondary shut Plummer down, allowing only 106 passing yards, but McNair threw an INT on his final attempt of the game with 53 seconds on the clock.

Baltimore Ravens

OFFENSE

TE 83 D. Wilcox
LT 75 J. Ogeden
LG 60 J. Brown
C 62 M. Flynn
RG 68 K. Vincent
RT 79 T. Pashos
TE 86 T. Heap
WR 85 D. Mason
QB 9 S. McNair
RB 31 J. Lewis
FB 34 O. Mughelli

DEFENSE

LDE 90 T. Pryce
NT 97 K. Gregg
DT 92 H. Ngata
RDE 55 T. Suggs
LLB 96 A. Thomas
MLB 52 K. Lewis
RLB 57 B. Scott
LCB 21 C. McAlister
RCB 22 S. Rolle
SS 26 D. Landry
FS 20 E. Reed

Denver Broncos

OFFENSE

WR 80 R. Smith
LT 78 M. Lepsis
LG 50 B. Hamilton
C 66 T. Nalen
RG 65 C. Carlisle
RT 72 G. Foster
TE 82 S. Alexander
WR 84 J. Walker
QB 16 J. Plummer
RB 26 T. Bell
FB 39 K. Johnson

DEFENSE

LE 76 K. Lang
LDT 96 M. Myers
RDT 61 G. Warren
RE 91 E. Ekuban
WLB 52 I. Gold
MLB 56 A. Wilson
SLB 55 D.J. Williams
LCB 24 C. Bailey
RCB 27 Da. Williams
SS 25 N. Ferguson
FS 47 J. Lynch

OFFICIALS - Referee: Walt Coleman (65), Umpire: Jeff Rice (44), Head Linesman: Ron Phares (10), Line Judge: Bill Spyskma (8), Side Judge: David Wyant (16), Field Judge: Steve Zimmer (33), Back Judge: Richard Reels (83)

	1	2	3	4	OT	TOTAL	FIELD GOALS - made () & missed
BALTIMORE	3	0	0	0	-	3	M. Stover (24)
DENVER	0	3	0	10	-	13	J. Elam (43, 44)

TEAM	QTR	TIME	PLAY DESCRIPTION (extra point)	DRIVE	SCORE
Ravens	1	4:46	M. Stover 24 yd. Field Goal	9-34, 5:17	3-0
Broncos	2	4:54	J. Elam 43 yd. Field Goal	6-17, 2:53	3-3
Broncos	4	8:03	J. Elam 44 yd. Field Goal	10-39, 4:29	3-6
Broncos	4	1:55	R. Smith 4 yd. pass from J. Plummer (J. Elam kick)	8-55, 4:52	3-13

TEAM STATISTICS

	RAVENS	BRONCOS
First Downs (total-rush-pass-penalty)	16-6-10-0	13-5-8-0
Total Yards - Plays - Average	257-61-4.2	222-53-4.2
Net Yards Rushing - Rushes - Average	103-25-4.1	116-28-4.1
Net Yards Passing - Times Thrown - Yds Lost - Gross Pass.	154-2-11-165	106-1-0-106
Passes Attempted - Completed - Intercepted	34-20-3	24-13-1
Punts / Number - Average	6-42.2	4-42.3
Penalties / Number - Yards	3-15	3-25
Fumbles / Number - Lost	1-0	2-1

INDIVIDUAL STATISTICS

Rushing	Baltimore:	J. Lewis 15-43-0-8LG; M. Anderson 5-31-0-10LG; S. McNair 2-15-0-9LG Mu. Smith 3-14-0-6LG
	Denver:	T. Bell 19-92-0-17LG; J. Plummer 2-11-0-12LG; C. Sapp 3-10-0-4LG K. Johnson 2-5-0-3LG; J. Walker 2-(-2)-0-0LG
Receiving	Baltimore:	Mu. Smith 6-53-0-18LG; M. Clayton 5-27-0-8LG; D. Mason 3-45-0-26LG T. Heap 3-21-0-10LG; D. Wilcox 2-18-0-10LG; J. Lewis 1-1-0-1LG
	Denver:	J. Walker 5-63-0-27LG; R. Smith 4-30-1-11LG; T. Bell 2-7-0-9LG T. Scheffler 1-7-0-7LG; K. Johnson 1-(-1)-0-(-1)LG
Passing	Baltimore:	S. McNair 34-20-165-3-0-26LG
	Denver:	J. Plummer 24-13-106-1-1-27LG
Interceptions	Baltimore:	S. Rolle 1-(-8)
	Denver:	D. Foxworth 1-45; C. Bailey 1-0; Da. Williams 1-0
Sacks	Baltimore:	A. Thomas 1-0
	Denver:	E. Ekuban 1-9; M. Myers 1-2



**6**

Panthers 23, Ravens 21

**Carolina (3-2)
Baltimore (4-2)****SUNDAY, OCT. 15, 2006 • 1:02 PM ET • M&T BANK STADIUM • BALTIMORE****Weather: 58° Sunny, Wind W 11 mph • Attendance: 70,762 • Time: 3:04**

The Ravens took a major blow after only 7 plays from scrimmage when starting QB Steve McNair was knocked out of the game with a concussion, but backup Kyle Boller stepped in admirably to throw for 226 yards, 3 TDs and 1 INT on 17-of-31 passing. Still, it wasn't enough to keep up with QB Jake Delhomme, who hit 8 different Panthers en route to a career-high 365 yards and 2 TDs. Ravens S Dawan Landry logged the 1st theft of his career on Carolina's 1st drive, but McNair gave the ball back with an INT 3 plays later. Boller took the field down 3-0 and then led the Ravens on a 13-play scoring drive. WR Mark Clayton's TD catch ricocheted off WR Derrick Mason's pads high into the air, marking the only Ravens lead for the rest of the game. Delhomme answered with a 42-yard strike to WR Drew Carter. In the 4th, Clayton grabbed another tipped ball around midfield to race 62 yards for a TD, moving the Ravens within 2 points, but on the ensuing play from scrimmage, Carolina WR Steve Smith got free behind the secondary and caught a pass in-stride for a 72-yard score. Smith recorded 189 yards on 8 receptions, while Clayton finished with 5 receptions for 101 yards, 2nd-most of his career. Boller found TE Todd Heap just before the 2-minute warning with a perfect lob in the back of the end zone to make the score 23-21, but Carolina ran out the clock for the victory.

Carolina Panthers

OFFENSE

WR 89 S. Smith
LT 69 J. Gosden
LG 68 M. Wahle
C 63 G. Hangartner
RG 71 E. Mathis
RT 73 J. Bridges
TE 86 K. Mangum
WR 19 K. Johnson
QB 17 J. Delhomme
FB 45 B. Hoover
RB 26 D. Foster

DEFENSE

LE 90 J. Peppers
LT 99 M. Kemocatu
RT 77 K. Jenkins
RE 93 M. Rucker
SLB 58 T. Davis
MLB 52 C. Draft
WLB 53 N. Diggins
RCB 21 K. Lucas
LCB 20 C. Gamble
SS 28 C. Branch
FS 30 M. Minter

Baltimore Ravens

OFFENSE

WR 89 M. Clayton
LT 75 J. Ogdan
LG 60 J. Brown
C 62 M. Flynn
RG 68 K. Vincent
RT 79 T. Pashos
TE 86 T. Heap
WR 85 D. Mason
QB 9 S. McNair
RB 31 J. Lewis
FB 33 J. Green

DEFENSE

LDE 90 T. Pryce
NT 97 K. Gregg
DT 92 H. Ngata
RDE 55 T. Suggs
LLB 96 A. Thomas
MLB 52 R. Lewis
WLB 57 B. Scott
LCB 21 C. McAlister
RCB 22 S. Rolle
SS 26 D. Landry
FS 20 E. Reed

OFFICIALS -- Referee: Peter Morelli (135), Umpire: Darrell Jenkins (76), Head Linesman: George Hayward (54), Line Judge: Charles Stewart (62), Side Judge: Jeff Lamberth (103), Field Judge: Jim Saracino (58), Back Judge: Don Dorkowski

	1	2	3	4	OT	TOTAL	FIELD GOALS - made () & missed	
CAROLINA	3	10	0	10	-	23	J. Kasay (21, 31, 21)	
BALTIMORE	0	7	0	14	-	21	None	
TEAM	QTR	TIME	PLAY DESCRIPTION (extra point)			DRIVE	SCORE	
Panthers	1	2:35	J. Kasay 21 yd. Field Goal			9-59, 5:00	3-0	
Ravens	2	8:33	M. Clayton 14 yd. pass from K. Boller (M. Stover kick)			13-73, 5:01	3-7	
Panthers	2	4:16	D. Carter 42 yd. pass from J. Delhomme (J. Kasay kick)			8-77, 4:17	10-7	
Panthers	2	0:04	J. Kasay 31 yd. Field Goal			9-65, 3:00	13-7	
Panthers	4	7:02	J. Kasay 21 yd. Field Goal			15-91, 7:49	16-7	
Ravens	4	4:33	M. Clayton 62 yd. pass from K. Boller (M. Stover kick)			3-59, 0:37	16-14	
Panthers	4	4:15	S. Smith 72 yd. pass from J. Delhomme (J. Kasay kick)			1-72, 0:18	23-14	
Ravens	4	2:13	T. Heap 7 yd. pass from K. Boller (M. Stover kick)			7-68, 2:02	23-21	
TEAM STATISTICS							PANTHERS	RAVENS
First Downs (total-rush-pass-penalty)							20-5-13-2	16-6-10-0
Total Yards - Plays - Average							414-70-5.9	292-60-4.9
Net Yards Rushing - Rushes - Average							58-30-1.9	80-22-3.6
Net Yards Passing - Times Thrown - Yds Lost - Gross Pass.							356-1-9-365	212-3-18-230
Passes Attempted - Completed - Intercepted							39-24-2	35-19-2
Punts / Number - Average							3-39.0	5-43.2
Penalties / Number - Yards							4-20	5-40
Fumbles / Number - Lost							1-1	2-1
INDIVIDUAL STATISTICS								
Rushing	Carolina:	D. Foster 26-58-0-12LG; N. Goings 1-1-0-1LG; E. Shelton 1-1-0-1LG J. Delhomme 2-(-2)-0-(-1)LG						
	Baltimore:	J. Lewis 9-41-0-17LG; K. Boller 6-27-0-10LG; M. Anderson 6-7-0-4LG Mu. Smith 1-5-0-5LG						
Receiving	Carolina:	S. Smith 8-189-1-72LG; K. Johnson 5-46-0-17LG; D. Carter 4-65-1-42LG N. Goings 2-33-0-22LG; D. Foster 2-12-0-9LG; B. Hoover 1-9-0-9LG K. Colbert 1-8-0-8LG; K. Mangum 1-3-0-3LG						
	Baltimore:	M. Clayton 5-101-2-62LG; T. Heap 5-55-1-15LG; D. Wilcox 3-20-0-10LG J. Lewis 3-9-0-5LG; D. Williams 1-35-0-35LG; J. Green 1-12-0-12LG Mu. Smith 1-(-2)-0-(-2)LG						
Passing	Carolina:	J. Delhomme 39-24-365-2-2-72LG						
	Baltimore:	K. Boller 31-17-226-1-3-62LG; S. McNair 4-2-4-1-0-4LG						
Interceptions	Carolina:	R. Marshall 1-28; C. Branch 1-0						
	Baltimore:	D. Landry 1-0; C. McAlister 1-0						
Sacks	Carolina:	J. Peppers 2-9; C. Draft 1-9						
	Baltimore:	A. Thomas 1-9						



7

**Ravens 35, Saints 22**Baltimore (5-2)
New Orleans (5-2)

SUNDAY, OCT. 29, 2006 • 1:00 PM ET • LOUISIANA SUPERDOME • NEW ORLEANS

Weather: Indoors • Attendance: 69,152 • Time: 3:09

For a guy that hasn't called the offensive plays for nearly 6 years, Ravens head coach Brian Billick certainly didn't appear rusty, as Baltimore scored early and often to upend the New Orleans Saints. Billick's 2006 debut as the sole play caller – the 1st time he assumed the role of offensive coordinator since the opening half of the 1999 season – resulted in 293 yards of total offense. QB Steve McNair led 3 1st-half scoring drives to build an insurmountable lead, and the Ravens dealt the Saints (5-2) their 1st loss of the season in the Louisiana Superdome, stunning the 69,152 fans in attendance. The Ravens got it done on both sides of the ball. After the dismissal of former offensive coordinator Jim Fassel following 2 straight losses (Denver and Carolina), the offense held the spotlight, but the defense created the turnovers, tallying 5 on the day, including 2 INTs by rookie S Dawan Landry. After the victory, the Ravens sat atop the AFC North at 5-2. The win was the Ravens' 3rd road victory in 2006, something they didn't accomplish all of last season. Billick was presented the game ball by LB Ray Lewis for his offensive play-calling.

Baltimore Ravens

OFFENSE

WR	89	M. Clayton
LT	75	J. Ogden
LG	60	J. Brown
C	62	M. Flynn
RG	68	K. Vincent
RT	79	T. Pashos
TE	86	T. Heap
WR	85	D. Mason
QB	9	S. McNair
RB	31	J. Lewis
FB	34	O. Mughelli

DEFENSE

LDE	90	T. Pryce
NT	97	K. Gregg
DT	92	H. Ngata
RDE	55	T. Suggs
LLB	96	A. Thomas
MLB	52	R. Lewis
RLB	57	B. Scott
LCB	21	C. McAlister
RCB	22	S. Rolfe
SS	42	G. Sapp
FS	20	E. Reed

New Orleans Saints

OFFENSE

WR	12	M. Colston
LT	70	J. Brown
LG	67	J. Nesbit
C	52	J. Faine
RG	73	J. Evans
RT	78	J. Stinchcomb
TE	80	M. Campbell
WR	87	J. Horn
QB	9	D. Brees
RB	26	D. McAllister
FB	40	M. Karney

DEFENSE

LDE	94	C. Grant
NT	99	H. Thomas
DT	66	B. Young
RDE	91	W. Smith
SLB	55	S. Fujita
MLB	53	M. Simoneau
WLB	58	S. Shanle
LCB	34	M. McKenzie
RCB	22	F. Thomas
FS	29	J. Bullocks
SS	23	O. Stoutmire

OFFICIALS -- Referee: Jerome Boger (23), Umpire: Carl Madsen (92), Head Linesman: Ed Camp (134), Line Judge: Jeff Bergman (32), Side Judge: Joe Larrew (73), Field Judge: Scott Steenson (88), Back Judge: Perry Paganelli (46)

	1	2	3	4	OT	TOTAL	FIELD GOALS - made () & missed	
BALTIMORE	7	21	7	0	-	35	None	
NEW ORLEANS	0	7	0	15	-	22	None	
TEAM	QTR	TIME	PLAY DESCRIPTION (extra point)			DRIVE	SCORE	
Ravens	1	7:55	S. McNair 5 yd. run (M. Stover kick)			8-43, 4:56	7-0	
Ravens	2	12:20	C. Moore 4 yd. pass from S. McNair (M. Stover kick)			11-80, 6:57	14-0	
Ravens	2	6:09	R. Prude 12 yd. interception return (M. Stover kick)				21-0	
Saints	2	4:08	J. Horn 32 yd. pass from D. Brees (J. Carney kick)			4-52, 2:01	21-7	
Ravens	2	0:10	T. Heap 6 yd. pass from S. McNair (M. Stover kick)			10-71, 3:58	28-7	
Ravens	3	8:05	D. Landry 12 yd. interception return (M. Stover kick)				35-7	
Saints	4	14:42	M. Colston 47 yd. pass from D. Brees (J. Carney kick)			6-74, 1:19	35-14	
Saints	4	0:36	M. Colston 25 yd. pass from D. Brees (D. Brees-B. Miller pass)			6-60, 1:20	35-22	
TEAM STATISTICS							RAVENS	SAINTS
First Downs (total-rush-pass-penalty)							21-7-12-2	17-0-13-4
Total Yards - Plays - Average							293-63-4.7	403-62-6.5
Net Yards Rushing - Rushes - Average							137-39-3.5	35-14-2.5
Net Yards Passing - Times Thrown - Yds Lost - Gross Pass.							156-1-3-159	368-2-15-383
Passes Attempted - Completed - Intercepted							23-17-0	46-24-4
Punts / Number - Average							6-43-2	2-44.5
Penalties / Number - Yards							9-69	10-68
Fumbles / Number - Lost							2-1	1-1
INDIVIDUAL STATISTICS								
Rushing	Baltimore:	J. Lewis 31-109-0-17LG; S. McNair 5-23-1-14LG; Mu. Smith 3-5-0-3LG						
	New Orleans:	R. Bush 5-16-0-11LG; D. McAllister 5-11-0-7LG; D. Brees 3-6-0-7LG A. Stecker 1-2-0-2LG						
Receiving	Baltimore:	D. Mason 6-67-0-22LG; T. Heap 3-47-1-30LG; D. Wilcox 2-9-0-7LG Mu. Smith 2-6-0-5LG; C. Moore 2-1-1-4LG; M. Clayton 1-17-0-17LG D. Williams 1-12-0-12LG						
	New Orleans:	M. Colston 6-163-2-53LG; J. Horn 5-126-1-39LG M. Campbell 4-42-0-26LG; R. Bush 4-5-0-5LG; D. McAllister 2-8-0-9LG T. Copper 1-25-0-25LG; M. Karney 1-9-0-9LG; A. Stecker 1-5-0-5LG						
Passing	Baltimore:	S. McNair 23-17-159-0-2-30LG						
	New Orleans:	D. Brees 45-24-383-3-3-53LG; R. Bush 1-0-0-1-0-0LG						
Interceptions	Baltimore:	D. Landry 2-28; R. Prude 1-12; R. Lewis 1-0						
	New Orleans:	None						
Sacks	Baltimore:	T. Pryce 1-11; A. Thomas 1-4						
	New Orleans:	H. Thomas 1-3						



**8****Ravens 26, Bengals 20****Cincinnati (4-4)
Baltimore (6-2)****SUNDAY, NOV. 5, 2006 • 1:00 PM ET • M&T BANK STADIUM • BALTIMORE****Weather: 50°, Partly Cloudy, Wind SSE 3 mph • Attendance: 70,792 • Time: 2:58**

The Ravens got off to a smashing start against the Cincinnati Bengals, jumping out to a 17-0 lead. It began when LB Mike Smith forced a fumble on the opening KO that RB Musa Smith recovered. Six plays later, RB Jamal Lewis rumbled into the end zone for a 2-yard TD. The defense stepped up next, when CB Samari Rolle intercepted Bengals QB Carson Palmer and lateraled after a 24-yard return to S Ed Reed, who ran the last 25 yards to paydirt. K Matt Stover added the 1st of his 4 FGs before Cincinnati would get on the board. The Bengals struck when Palmer found WR T.J. Houshmandzadeh for a 26-yard score before the 1st half ended. Behind a sturdy OL that did not allow a sack, Ravens QB Steve McNair went 21-of-31 for 245 yards and a 91.5 QB rating. He found 7 different receivers, most notably WR Mark Clayton, who tied his career high with 8 grabs for 73 yards. Lewis finished with 72 yards on 24 carries and was crucial in controlling the clock, where the Ravens owned the time of possession by more than 14 minutes. Stover kept the game out of reach with 4 boots, extending his franchise record to 34 consecutive successful FGs. With the Bengals looming within 6 points, Cincinnati had 1 final chance to take the lead, but CB Chris McAlister snared Palmer's desperation bomb to WR Chris Henry, allowing McNair to take a knee as time expired.

Cincinnati Bengals

OFFENSE		DEFENSE	
WR 85 C. Johnson	LDE 98 B. Robinson	WR 85 C. Johnson	LDT 95 S. Adams
LOT 77 A. Whitworth	LDY 97 J. Thornton	LG 65 E. Steinbach	RDE 90 J. Smith
C 53 E. Ghiaicuci	RDE 90 J. Smith	C 53 E. Ghiaicuci	SLB 93 R. Jeanty
RG 63 B. Williams	MLB 50 A. Brooks	ROT 71 W. Anderson	MLB 50 A. Brooks
TE 82 R. Kelly	WLB 59 L. Johnson	TE 82 R. Kelly	WLB 59 L. Johnson
WR 84 T. Houshmandzadeh	LCB 22 J. Joseph	WR 15 C. Henry	TCB 22 J. James
WR 15 C. Henry	SS 28 D. Jackson	QB 9 C. Palmer	SS 28 D. Jackson
RB 32 R. Johnson	FS 40 M. Williams	RB 32 R. Johnson	FS 40 M. Williams

Baltimore Ravens

OFFENSE		DEFENSE	
TE 88 Q. Sypniewski	LDE 90 T. Pryce	TE 88 Q. Sypniewski	LDY 97 K. Gregg
LT 75 J. Ogden	DT 92 H. Ngata	LG 60 J. Brown	RDE 55 T. Suggs
LG 60 J. Brown	RDE 55 T. Suggs	C 62 M. Flynn	LLB 96 A. Thomas
RG 68 K. Vincent	MLB 92 R. Lewis	RT 79 T. Pashos	RLB 57 B. Scott
TE 86 T. Heap	LCB 21 C. McAlister	WR 85 D. Mason	RCB 22 S. Rolle
WR 85 D. Mason	RCB 22 S. Rolle	QB 9 S. McNair	SS 26 D. Landry
RB 31 J. Lewis	SS 26 D. Landry	RB 31 J. Lewis	FS 20 E. Reed
FB 34 O. Mughelli	FS 20 E. Reed	FB 34 O. Mughelli	FS 20 E. Reed

OFFICIALS -- Referee: Gerry Austin (34), Umpire: Garth DeFelice (53), Head Linesman: Jerry Bergman (91), Line Judge: Carl Johnson (101), Side Judge: Al Riveron (57), Field Judge: Scott Edwards (3), Back Judge: Bob Lawing (17)

	1	2	3	4	OT	TOTAL	FIELD GOALS - made () & missed
CINCINNATI	0	7	3	10	-	20	S. Graham (51, 31)
BALTIMORE	14	3	6	3	-	26	M. Stover (43, 25, 36, 35)

TEAM	QTR	TIME	PLAY DESCRIPTION (extra point)	DRIVE	SCORE
Ravens	1	12:01	J. Lewis 2 yd. run (M. Stover kick)	6-34, 2:53	0-7
Ravens	1	10:28	E. Reed 25 yd. interception return (M. Stover kick)		0-14
Ravens	2	5:39	M. Stover 43 yd. Field Goal	13-61, 8:20	0-17
Bengals	2	1:06	T. Houshmandzadeh 26 yd. pass from C. Palmer (S. Graham kick)	9-79, 4:33	7-17
Ravens	3	8:55	M. Stover 25 yd. Field Goal	10-74, 6:05	7-20
Ravens	3	4:27	M. Stover 36 yd. Field Goal	5-25, 2:11	7-23
Bengals	3	2:19	S. Graham 51 yd. Field Goal	5-40, 2:08	10-23
Bengals	4	13:31	R. Johnson 4 yd. run (S. Graham kick)	5-91, 1:39	17-23
Ravens	4	8:25	M. Stover 35 yd. Field Goal	9-47, 5:06	17-26
Bengals	4	4:01	S. Graham 31 yd. Field Goal	6-46, 1:53	20-26

TEAM STATISTICS

First Downs (total-rush-pass-penalty)

Total Yards - Plays - Average

Net Yards Rushing - Rushes - Average

Net Yards Passing - Times Thrown - Yds Lost - Gross Pass.

Passes Attempted - Completed - Intercepted

Punts / Number - Average

Penalties / Number - Yards

Fumbles / Number - Lost

BENGALS

17-6-8-3

275-50-5.5

92-22-4.2

183-2-12-195

26-12-2

4-48.3

4-40

2-1

RAVENS

22-8-13-1

374-69-5.4

129-38-3.4

245-0-0-245

31-21-0

4-45.5

8-81

1-0

INDIVIDUAL STATISTICS**Rushing**

Cincinnati: R. Johnson 18-77-1-17LG; J. Johnson 2-9-0-6LG; C. Palmer 1-5-0-5LG

C. Perry 1-1-0-1LG

Baltimore: J. Lewis 24-72-1-10LG; Mu. Smith 3-46-0-30LG; M. Anderson 4-9-0-5LG

S. McNair 7-2-0-10LG

Receiving

Cincinnati: C. Johnson 4-32-0-15LG; T. Houshmandzadeh 3-66-1-26LG

C. Henry 2-79-0-71LG; R. Kelly 2-16-0-8LG; R. Johnson 1-2-0-2LG

Baltimore: M. Clayton 8-73-0-18LG; T. Heap 4-84-0-28LG; J. Lewis 3-15-0-7LG

D. Williams 2-31-0-20LG; D. Mason 2-20-0-11LG; D. Wilcox 1-19-0-19LG

O. Mughelli 1-3-0-3LG

Passing

Cincinnati: C. Palmer 26-12-195-2-1-71LG

Baltimore: S. McNair 31-21-245-0-0-28LG

Interceptions

Cincinnati: None

Baltimore: S. Rolle 1-24; C. McAlister 1-20; E. Reed 0-25

Sacks

Cincinnati: None

Baltimore: T. Pryce 1-9; A. Thomas 1-3



9

**Ravens 27, Titans 26**Baltimore (7-2)
Tennessee (2-7)

SUNDAY, NOV. 12, 2006 • 1:00 PM ET • LP FIELD • NASHVILLE

Weather: 47°, Cloudy, Wind NE 11 mph • Attendance: 69,143 • Time: 3:28

Despite key contributions from the Ravens' offseason additions in their hard-fought 27-26 comeback victory at the Tennessee Titans (2-7), not a single player was presented with the game ball in the end. Instead, it was awarded to the man who brought all the new Ravens to Baltimore: GM Ozzie Newsome. The Ravens saw a 7-3 lead, built on WR Mark Clayton's 65-yard TD reception on the 3rd play from scrimmage disappear when QB Vince Young and Tennessee's offense got rolling and capitalized on some QB Steve McNair mistakes. But, in only his 9th contest starting for Baltimore, McNair passed for the 2nd-most yards (373) in Ravens history, behind Vinny Testaverde's 429 in a 1996 OT win against the St. Louis Rams. The Ravens relied on a strong performance from McNair, who rallied his team from a franchise-record 19-point deficit, including a 30-yard TD pass to FB Ovie Mughelli, who broke 2 tackles on his way to his 1st-career TD catch at 4:51 in the 2nd quarter. The Ravens also had a game-saving blocked FGA from fellow newcomer DE Trevor Pryce to improve to 7-2 in the AFC North.

Baltimore Ravens

OFFENSE

TE 88 Q. Sypniewski
LT 75 J. Ogden
LG 60 J. Brown
C 62 M. Flynn
RG 68 K. Vincent
RT 79 T. Pashos
TE 86 T. Heap
WR 84 C. Moore
QB 9 S. McNair
RB 31 J. Lewis
FB 34 O. Mughelli

DEFENSE

LDE 90 T. Pryce
NT 97 K. Gregg
DT 92 H. Ngata
RDE 55 T. Suggs
LLB 96 A. Thomas
MLB 51 Mi. Smith
RLB 57 B. Scott
LCB 21 C. McAlister
RCB 22 S. Rolle
SS 26 D. Landry
FS 20 E. Reed

Tennessee Titans

OFFENSE

WR 87 D. Givens
LT 71 M. Roos
LG 60 J. Bell
C 68 K. Mawae
RG 75 B. Olson
RT 76 D. Stewart
WR 83 D. Bennett
QB 10 V. Young
TE 80 B. Scaife
RB 20 T. Henry
FB 45 A. Hall

DEFENSE

LE 93 K. Vanden Bosch
LT 96 R. Smith
RT 97 T. Brown
RE 91 T. LaBoy
LLB 59 P. Sirmon
MLB 55 S. Tallich
RLB 53 K. Bulluck
LB 52 C. Bockwoldt
RCB 32 A. Jones
SS 24 C. Hope
FS 28 L. Thompson

OFFICIALS -- Referee: Jeff Triplette (42), Umpire: Jim Quirk (5), Head Linesman: Jim Mello (48), Line Judge: Jeff Seeman (45), Side Judge: Greg Meyer (78), Field Judge: Duke Carroll (11), Back Judge: Greg Steed (12)

	1	2	3	4	OT	TOTAL	FIELD GOALS - made () & missed	
BALTIMORE	7	10	0	10	-	27	M. Stover (27, 40)	
TENNESSEE	12	14	0	0	-	26	R. Bironas (21) 41WR, 43B	
TEAM	QTR	TIME	PLAY DESCRIPTION (extra point)			DRIVE	SCORE	
Titans	1	11:09	R. Bironas 21 yd. Field Goal			9-66, 3:51	0-3	
Ravens	1	9:30	M. Clayton 65 yd. pass from S. McNair (M. Stover kick)			3-74, 1:39	7-3	
Titans	1	5:22	V. Young 2 yd. run (R. Bironas kick)			8-64, 4:08	7-10	
Titans	1	1:00	S. McNair sacked out of bounds in end zone by T. Brown, K. Bulluck for a safety			4-53, 1:10	7-12	
Titans	2	14:50	B. Scaife 13 yd. run (R. Bironas kick)			7-29, 3:50	7-19	
Titans	2	9:51	T. Henry 1 yd. run (R. Bironas kick)			10-80, 5:00	14-26	
Ravens	2	4:51	O. Mughelli 30 yd. pass from S. McNair (M. Stover kick)			10-60, 1:45	17-26	
Ravens	2	0:00	M. Stover 27 yd. Field Goal			7-21, 2:07	20-26	
Ravens	4	14:06	M. Stover 40 yd. Field Goal			4-50, 1:34	27-26	
Ravens	4	3:35	D. Mason 11 yd. pass from S. McNair (M. Stover kick)					
TEAM STATISTICS							RAVENS	TITANS
First Downs (total-rush-pass-penalty)							19-2-16-1	19-7-11-1
Total Yards - Plays - Average							421-69-6.1	367-65-5.6
Net Yards Rushing - Rushes - Average							50-21-2.4	162-38-4.3
Net Yards Passing - Times Thrown - Yds Lost - Gross Pass.							371-1-2-373	205-2-6-211
Passes Attempted - Completed - Intercepted							47-29-2	25-13-1
Punts / Number - Average							5-38.8	5-51.2
Penalties / Number - Yards							8-91	3-20
Fumbles / Number - Lost							0-0	2-0
INDIVIDUAL STATISTICS								
Rushing		Baltimore:	J. Lewis 16-45-0-15LG; S. McNair 2-9-0-10LG; M. Anderson 1-3-0-3 M. Clayton 2-(-7)-0-3LG					
		Tennessee:	T. Henry 27-107-1-30LG; V. Young 8-39-1-17LG; B. Scaife 1-13-1-13LG A. Hall 1-3-0-3LG; D. Nickey 1-0-0-0LG					
Receiving		Baltimore:	D. Mason 8-64-1-11LG; M. Clayton 7-125-1-65LG D. Williams 4-75-0-34LG; T. Heap 4-49-0-19LG; O. Mughelli 3-44-1-30LG D. Wilcox 1-6-0-6LG; J. Lewis 1-5-0-5LG; Mu. Smith 1-5-0-5LG					
		Tennessee:	D. Bennett 6-115-0-37LG; B. Scaife 2-48-0-34LG; B. Wade 1-18-0-18LG B. Jones 1-10-0-10LG; A. Hall 1-9-0-9LG; L. White 1-8-0-8LG B. Troupe 1-3-0-3LG					
Passing		Baltimore:	S. McNair 47-29-373-2-3-65LG					
		Tennessee:	V. Young 25-13-211-1-0-37LG					
Interceptions		Baltimore:	E. Reed 1-(-6); G. Sapp 0-1					
		Tennessee:	L. Thompson 2-3					
Sacks		Baltimore:	A. Thomas 1-5; D. Landry 1-1					
		Tennessee:	T. Brown 0.5-1; K. Bulluck 0.5-1					





Ravens 24, Falcons 10

Atlanta (5-5)
Baltimore (8-2)

SUNDAY, NOV. 19, 2006 • 1:00 PM ET • M&T BANK STADIUM • BALTIMORE

Weather: 49°, Mostly Cloudy, Wind NNW 8 mph • Attendance: 70,790 • Time: 2:55

The Falcons totaled 104 yards on the ground, well below the NFL-leading 198.9-yard average they sported coming into the contest, but RB Jamal Lewis scored 3 rushing TDs and RS B.J. Sams totaled 212 return yards on 6 attempts, helping the Ravens rally from a 7-0 halftime deficit. The Baltimore defense held QB Michael Vick to 54 yards on the ground and out of the end zone, totaling 5 sacks. Sams was a catalyst in a 3rd-quarter offensive awakening. He set up 2 of Lewis' scores, taking a punt and a KO 59 yards each. He added a 65-yard PR in the closing seconds of the 1st half en route to the 3rd-most PR yards (121) in a game by a single player in franchise history. After the Ravens' offense only mustered 111 total yards, including 7 on the ground, in the opening 30 minutes, Sams' returns gave QB Steve McNair short fields to navigate. The QB completed 24 of 34 passes for 236 yards and an 89.8 passer rating. The clinching series was a 15-play, 87-yard march that burned 8:09 off the clock in the 4th quarter, capped by Lewis' last TD. The RB toted the ball 16 times in the 2nd half, posting 79 of his 91 yards against the Falcons' tiring defense. Lewis bulled his way to 2- and 5-yard scores, and spun out of 2 tackles on his way to a 16-yard TD, tying his career high for TDs in a game.

Atlanta Falcons

OFFENSE

WR 87 A. Lelie
LT 72 W. Gandy
LG 64 P. Alexander
C 62 T. McClure
RG 77 T. Clabo
RT 74 T. Weiner
TE 83 A. Crumpler
TE 85 D. Blakley
WR 12 M. Jenkins
QB 7 M. Vick
RB 28 W. Dunn

DEFENSE

RE 91 P. Carrington
NT 90 G. Jackson
UT 75 R. Coleman
LE 92 C. Davis
BLB 59 M. Boley
MLB 56 K. Brookings
WLB 51 D. Williams
RCB 30 L. Schulters
LCB 21 D. Hall
SS 36 L. Milloy
FS 25 C. Crocker

Baltimore Ravens

OFFENSE

TE 83 D. Wilcox
LT 75 J. Ogden
LG 60 J. Brown
C 62 M. Flynn
RG 65 C. Chester
RT 79 T. Pashos
TE 86 T. Heap
WR 85 D. Mason
QB 9 S. McNair
RB 31 J. Lewis
FB 30 A. Mughelli

DEFENSE

LDL 90 T. Pryce
NT 97 K. Gregg
DT 92 H. Ngata
RDE 55 T. Suggs
LLB 96 A. Thomas
MLB 57 B. Scott
RLB 95 J. Johnson
LCB 21 C. McAlister
RCB 22 S. Rolle
SS 26 D. Landry
FS 20 E. Reed

OFFICIALS -- Referee: Bill Leavy (127), Umpire: Richard Hall (49), Head Linesman: Gary Slaughter (30), Line Judge: Darryll Lewis (130), Side Judge: Mike Weatherford (116), Field Judge: Rob Vernatchi (75), Back Judge: Kirk Dornan (6)

	1	2	3	4	OT	TOTAL	FIELD GOALS - made () & missed
ATLANTA	7	0	3	0	-	10	M. Andersen (21)
BALTIMORE	0	0	17	7	-	24	M. Stover (42WL (29))

TEAM	QTR	TIME	PLAY DESCRIPTION (extra point)	DRIVE	SCORE
Falcons	1	1:45	M. Jenkins 13 yd. pass from M. Vick (M. Andersen kick)	4-38, 1:37	7-0
Ravens	3	9:18	M. Stover 29 yd. Field Goal	10-65, 5:42	7-3
Ravens	3	4:32	J. Lewis 2 yd. run (M. Stover kick)	7-17, 3:05	7-10
Falcons	3	1:58	M. Andersen 21 yd. Field Goal	8-62, 2:34	10-10
Ravens	3	0:20	J. Lewis 16 yd. run (M. Stover kick)	3-37, 1:38	10-17
Ravens	4	3:02	J. Lewis 5 yd. run (M. Stover kick)	15-87, 8:09	10-24

TEAM STATISTICS

First Downs (total-rush-pass-play)
Total Yards - Plays - Average
Net Yards Rushing - Rushes - Average
Net Yards Passing - Times Thrown - Yds Lost - Gross Pass.
Passes Attempted - Completed - Intercepted
Punts / Number - Average
Penalties / Number - Yards
Fumbles / Number - Lost

FALCONS

12-7-4-1
186-51-3.6
104-25-4.2
82-5-45-127
21-11-0
6-40.3
4-47
0-0

RAVENS

20-10-8-2
328-67-4.9
103-31-3.3
225-2-11-236
34-24-0
4-36.5
7-56
1-1

INDIVIDUAL STATISTICS

Rushing	Atlanta:	M. Vick 6-54-0-18LG; W. Dunn 15-52-0-12LG; J. Norwood 3-2-0-2LG A. Jennings 1-(-4)-0-(-4)
	Baltimore:	J. Lewis 22-91-3-16LG; Mu. Smith 5-19-0-6LG; S. McNair 3-(-2)-0-0LG M. Clayton 1-(-5)-0-(-5)LG
Receiving	Atlanta:	J. Griffith 4-34-0-13LG; M. Jenkins 3-23-1-13LG; A. Crumpler 2-16-0-9LG R. White 1-49-0-49LG; W. Dunn 1-5-0-5LG
	Baltimore:	T. Heap 6-62-0-14LG; M. Clayton 5-89-0-42LG; D. Mason 3-28-0-13LG J. Lewis 3-17-0-7LG; Mu. Smith 3-12-0-5LG; O. Mughelli 2-14-0-8LG D. Wilcox 1-7-0-7LG; D. Williams 1-7-0-7LG
Passing	Atlanta:	M. Vick 21-11-127-0-1-49LG
	Baltimore:	S. McNair 34-24-236-0-0-42LG
Interceptions	Atlanta:	None
	Baltimore:	None
Sacks	Atlanta:	P. Carrington 1-6; J. Mallard 1-5
	Baltimore:	T. Pryce 2-23; K. Gregg 1-10; S. Rolle 1-7; T. Suggs 1-5



11



Ravens 27, Steelers 0

Pittsburgh (4-7)
Baltimore (9-2)

SUNDAY, NOV. 26, 2006 • 1:00 PM ET • M&T BANK STADIUM • BALTIMORE

Weather: 57°, Mostly Cloudy, Wind S 4 mph • Attendance: 70,946 • Time: 2:57

The Ravens delivered the knockout blow – hammered home by their coaches – to a reeling Pittsburgh Steelers' team. On the heels of a 27-0 shutout of the defending Super Bowl champions, Baltimore laid big hits on both sides of the ball. QB Steve McNair, upright the entire day, turned in a 102.8 passer rating by completing 18 of 24 attempts for 140 yards and 1 TD before he was relieved by backup Kyle Boller in the 4th quarter. The 12-year veteran hit 9 different receivers, opening the scoring with a 20-yard scoring pass to TE Todd Heap. The Ravens limited their rivals to only 21 rushing yards, the fewest since the Denver Broncos allowed the Steelers 18 in 1970, and effectively guarded their end of the field, which Pittsburgh sniffed only 3 times in the game. Going 1-for-12 on 3rd-down conversions, as Pittsburgh did, certainly limited how well the Steelers could move the ball. Pittsburgh's offense, ranked 5th in the NFL, could only muster 172 total yards and was dominated in time of possession by nearly 10 minutes. Baltimore's 9 sacks tied a Ravens' franchise record and were the most times QB Ben Roethlisberger has ever been dropped in his career. Baltimore improved its record to 9-2.

Pittsburgh Steelers

OFFENSE

SE 80 C. Wilson
LT 77 M. Smith
LG 66 A. Faneua
C 64 J. Hartings
RG 73 K. Simmons
RT 78 M. Starks
TE 83 H. Miller
HB 39 W. Parker
FB 35 D. Kreider
QB 7 B. Roethlisberger
FL 86 H. Clayton

DEFENSE

DE 91 A. Smith
NT 98 C. Hampton
DE 99 B. Keisel
LOLB 53 C. Haggans
LILB 51 J. Fariior
RILB 50 L. Foote
ROLB 55 J. Porter
LCB 26 D. Townsend
FS 25 R. Clark
SS 43 T. Polamalu
RCB 20 B. McFadden

Baltimore Ravens

OFFENSE

TE 88 Q. Sypniewski
LT 75 J. Ogden
LG 60 J. Brown
C 62 M. Flynn
RG 65 C. Chester
RT 79 T. Pashos
TE 86 T. Heap
WR 85 D. Mason
QB 9 S. McNair
RB 31 J. Lewis
WR 89 M. Clayton

DEFENSE

LDT 90 T. Pryce
NT 97 K. Gregg
RDT 92 H. Ngata
LOLB 55 T. Suggs
LILB 57 B. Scott
RILB 52 R. Lewis
ROLB 96 A. Thomas
LCB 21 C. McAlister
RCB 22 S. Rolle
SS 26 D. Landry
FS 20 E. Reed

OFFICIALS -- Referee: Gene Steratore (114), Umpire: Carl Paganelli (124), Head Linesman: Paul Weidner (87), Line Judge: Tom Barnes (55), Side Judge: Tom Hill (97), Field Judge: Doug Rosenbaum (67), Back Judge: Tony Steratore (112)

	1	2	3	4	OT	TOTAL	FIELD GOALS - made () & missed
PITTSBURGH	0	0	0	0	-	0	None
BALTIMORE	7	10	7	3	-	27	M. Stover (37, 40)
TEAM	QTR	TIME	PLAY DESCRIPTION (extra point)			DRIVE	SCORE
Ravens	1	10:20	T. Heap 20 yd. pass from S. McNair (M. Stover kick)			6-56, 3:06	0-7
Ravens	2	4:21	J. Lewis 1 yd. run (M. Stover kick)			8-47, 4:43	0-14
Ravens	2	0:08	M. Stover 37 yd. Field Goal			12-56, 2:40	0-17
Ravens	3	4:46	A. Thomas 57 yd. fumble return (M. Stover kick)				0-24
Ravens	4	4:15	M. Stover 40 yd. Field Goal			4-5, 2:09	0-27
TEAM STATISTICS		STEELERS		RAVENS			
First Downs (total-rush-pass-penalty)		17-3-11-3		19-5-12-2			
Total Yards – Plays – Average		172-62-2.8		275-62-4.4			
Net Yards Rushing – Rushes – Average		21-11-1.9		114-35-3.3			
Net Yards Passing – Times Thrown – Yds Lost – Gross Pass.		151-9-73-224		161-0-0-161			
Passes Attempted – Completed – Intercepted		42-22-2		27-21-0			
Punts / Number – Average		7-39.9		6-43.2			
Penalties / Number – Yards		4-28		10-87			
Fumbles / Number – Lost		2-1		0-0			
INDIVIDUAL STATISTICS							
Rushing	Pittsburgh:	W. Parker 10-22-0-12LG; B. Roethlisberger 1-(-1)-0-(-1)LG					
Baltimore:	J. Lewis 17-66-1-11LG; O. Mughelli 4-21-0-9LG; M. Anderson 4-18-0-8LG Mu. Smith 7-12-0-5LG; K. Boller 3-(-3)-0-(-1)LG						
Receiving	Pittsburgh:	N. Washington 4-49-0-27LG; C. Wilson 4-49-0-18LG H. Ward 4-33-0-12LG; H. Miller 3-35-0-16LG; S. Holmes 3-31-0-14LG W. Parker 2-15-0-10LG; N. Davenport 1-10-0-10LG; D. Kreider 1-2-0-2LG					
Baltimore:	T. Heap 7-58-1-20LG; D. Mason 5-43-0-11LG; M. Clayton 2-31-0-18LG M. Anderson 2-1-0-2LG; O. Mughelli 1-11-0-11LG; D. Williams 1-7-0-7LG Mu. Smith 1-4-0-4LG; J. Lewis 1-4-0-4LG; J. Green 1-2-0-2LG						
Passing	Pittsburgh:	B. Roethlisberger 41-21-214-2-0-27LG; C. Batch 1-1-10-0-0-10LG					
Baltimore:	S. McNair 24-18-140-0-1-20LG; K. Boller 3-3-21-0-0-11LG						
Interceptions	Pittsburgh:	None					
Baltimore:	B. Scott 1-7; C. Ivy 1-0						
Sacks	Pittsburgh:	None					
Baltimore:	T. Pryce 2-17; T. Suggs 2-13; B. Scott 1.5-13.5; C. Ivy 1-13; R. Lewis 1-8 A. Thomas 1-3; J. Johnson 0.5-5.5						





12



Bengals 13, Ravens 7

Baltimore (9-3)
Cincinnati (7-5)

THURSDAY, NOV. 30, 2006 • 8:00 PM ET • PAUL BROWN STADIUM • CINCINNATI

Weather: 55°, Light Showers, Chance of Storms, Wind NE 4 mph • Attendance: 65,973 • Time: 3:02

In a bid to become the NFL's 1st team to clinch a division title this season, the Ravens fell short, leaving the city of Cincinnati with a 13-7 loss. The Thursday night contest was marked by rainy conditions and stout defense, with Baltimore being shut out for the 1st 3 quarters. The Ravens stayed in the hunt by locking down in the red zone, forcing Cincinnati to settle for 2 Shayne Graham FGs on the tail end of 14- and 12-play drives in the 2nd period. Bengals QB Carson Palmer completed a 40-yard bomb to WR T.J. Houshmandzadeh on a flea flicker for a TD. Ravens QB Steve McNair had another efficient day, hitting 8 different receivers on a 26-of-43, 227-yard performance, completing over 60 percent (60.5) of his passes for the 6th-consecutive week. He found WR Derrick Mason, who led the team with 7 receptions for 90 yards, for a leaping 36-yard catch in the end zone with 1:01 left in the game, but it was too little, too late. The Ravens felt that they left points on the field: a bad snap led reliable K Matt Stover to miss a 29-yard FG to end the 1st half and an unsuccessful 4th-down conversion turned the ball over 11 yards from the end zone in the final period. CB Corey Ivy, in for the injured B.J. Sams (fractured ankle), fumbled away a punt on the Bengals' ensuing 3-and-out. Cincinnati used the opportunity to run time off the clock, and McNair's last-minute TD toss wasn't enough for a win.

Baltimore Ravens

OFFENSE

WR 89 M. Clayton
LT 75 J. Ogden
LG 60 J. Brown
C 62 M. Flynn
RG 65 C. Chester
RT 79 T. Pashos
TE 86 T. Heap
WR 85 D. Mason
QB 9 S. McNair
RB 31 J. Lewis
FB 34 O. Mughelli

DEFENSE

LDT 90 T. Pryce
NT 97 K. Gregg
RDT 92 H. Ngata
LOLB 55 T. Suggs
LILB 57 B. Scott
RILB 52 R. Lewis
ROLB 96 A. Thomas
LCB 21 C. McAlister
RCB 22 S. Rolle
SS 26 D. Landry
FS 20 E. Reed

Cincinnati Bengals

OFFENSE

WR 85 C. Johnson
LOT 77 A. Whitworth
LG 65 E. Steinbach
C 53 E. Ghiaieuc
RG 79 S. Andrews
ROT 71 W. Anderson
TE 82 R. Kelly
WR 84 T. Houshmandzadeh
QB 9 C. Palmer
RB 32 R. Johnson
FB 31 J. Johnson

DEFENSE

LDLE 98 B. Robinson
LDT 95 S. Adams
RDT 94 D. Peko
RDE 90 J. Smith
SLB 93 R. Jeanty
MLB 58 C. Miller
WLB 59 L. Johnson
RCB 22 J. Joseph
RCB 20 T. James
SS 28 D. Jackson
FS 40 M. Williams

OFFICIALS – Referee: Peter Morelli (135), Umpire: Darrell Jenkins (76), Head Linesman: George Hayward (54), Line Judge: Charles Stewart (62), Side Judge: Jeff Lambeth (103), Field Judge: Jim Saracino (58), Back Judge: Don Dorkowski (113)

	1	2	3	4	OT	TOTAL	FIELD GOALS - made () & missed
BALTIMORE	0	0	0	7	-	7	M. Stover 29WL
CINCINNATI	0	6	7	0	-	13	S. Graham (23, 27) 46WR

TEAM	QTR	TIME	PLAY DESCRIPTION (extra point)	DRIVE	SCORE
Bengals	2	14:49	S. Graham 23 yd. Field Goal	14-77, 7:03	0-3
Bengals	2	4:56	S. Graham 27 yd. Field Goal	12-60, 6:14	0-6
Bengals	3	11:25	T. Houshmandzadeh 40 yd. pass from C. Palmer (S. Graham kick)	6-76, 2:39	0-13
Ravens	4	1:01	D. Mason 36 yd. pass from S. McNair (M. Stover kick)	9-63, 1:54	7-13

TEAM STATISTICS

First Downs (total-rush-pass-penalty)

Total Yards – Plays – Average

Net Yards Rushing – Rushes – Average

Net Yards Passing – Times Thrown – Yds Lost – Gross Pass.

Passes Attempted – Completed – Intercepted

Punts / Number – Average

Penalties / Number – Yards

Fumbles / Number – Lost

RAVENS

15-3-11-1

316-63-5.0

89-20-4.5

227-0-0-227

43-26-0

7-47.1

9-64

1-1

BENGALS

14-1-13-0

294-57-5.2

67-23-2.9

227-2-7-234

31-21-0

6-46.2

5-35

0-0

INDIVIDUAL STATISTICS

Rushing

Baltimore:

J. Lewis 17-61-0-15LG; S. McNair 2-27-0-19LG

O. Mughelli 1-1-0-1LG

Cincinnati:

R. Johnson 16-47-0-11LG; J. Johnson 4-23-0-15LG

C. Palmer 3-(-3)-0-(-1)LG

Receiving

Baltimore:

D. Mason 7-90-1-36LG; T. Heap 4-29-0-15LG; M. Clayton 4-29-0-13LG

O. Mughelli 3-20-0-8LG; J. Lewis 2-26-0-15LG; M. Anderson 2-14-0-10LG

D. Williams 2-12-0-7LG; M. Smith 2-7-0-4LG

Cincinnati:

T. Houshmandzadeh 10-106-1-40LG; C. Johnson 8-91-0-24

R. Johnson 2-17-0-10LG; K. Watson 1-20-0-20LG

Passing

Baltimore:

S. McNair 43-26-227-0-1-36LG

Cincinnati:

C. Palmer 32-21-234-0-1-40LG

Interceptions

Baltimore:

None

Cincinnati:

None

Sacks

Baltimore:

D. Landry 1-7; B. Scott 1-0

Cincinnati:

None



13



Ravens 20, Chiefs 10

Baltimore (10-3)
Kansas City (7-6)

SUNDAY, DEC. 10, 2006 • 1:00 PM ET • ARROWHEAD STADIUM • KANSAS CITY

Weather: 49°, Clear, Wind SW 13 mph • Attendance: 77,232 • Time: 2:56

The Ravens saved their offensive fireworks for late in the game, but the defense was explosive all day long, as Baltimore came away from Arrowhead Stadium with a 20-10 victory at the playoff-bound Kansas City Chiefs. S Ed Reed came up with the 25th and 26th INTs of his career, while OLB Terrell Suggs recorded the triple crown for a defender – a sack, forced fumble and fumble recovery on QB Trent Green. QB Steve McNair turned in yet another solid performance under center for the Ravens, going 21-of-27 (77.8 percent) for 283 yards and a 122.7 passer rating – his best in Baltimore purple. His then-current 142-attempt streak without throwing an INT, dating back to Week 10 at Tennessee, was a career high. McNair hit WR Mark Clayton, who led the team with 5 catches for 112 yards, on a franchise-record 87-yard TD, capping a quick 56-second drive in the 3rd period. By the time RB Jamal Lewis punched in a 1-yard TD run to finish a grinding 16-play, 86-yard drive in the 4th quarter, the outcome was clear. The Ravens would be the 1st team in a decade to beat Kansas City on their home turf in December. K Matt Stover's 41-yarder to open the scoring gave him 400 career FGs, joining just 3 other kickers in NFL history to reach that mark.

Baltimore Ravens

OFFENSE

WR 89 M. Clayton
LT 75 J. Ogden
LG 60 J. Brown
C 62 M. Flynn
RG 68 K. Vincentt
RT 79 T. Pashos
TE 86 T. Heap
WR 85 D. Mason
QB 9 S. McNair
RB 31 J. Lewis
FB 34 O. Mughelli

DEFENSE

LDT 90 T. Pryce
NT 97 K. Gregg
RDT 92 H. Ngata
LOLB 55 T. Suggs
LILB 57 B. Scott
RILB 52 R. Lewis
ROLB 96 A. Thomas
LCB 21 C. McAlister
RCB 22 S. Rolle
SS 26 D. Landry
FS 20 E. Reed

Kansas City Chiefs

OFFENSE

WR 18 S. Parker
LT 65 J. Black
LG 54 B. Waters
C 62 C. Wiegmann
RG 68 W. Shields
RT 76 J. Welbourn
TE 88 T. Gonzalez
WR 87 E. Kennison
QB 10 T. Green
FB 84 K. Wilson
RB 27 L. Johnson

DEFENSE

LE 91 T. Hali
RT 95 R. Edwards
RE 92 J. Reed
RE 69 J. Allen
LOLB 56 D. Johnson
MLB 50 K. Mitchell
ROLB 99 K. Bell
LCB 24 T. Law
RCB 23 P. Surtain
SS 29 S. Knight
FS 25 G. Wesley

OFFICIALS -- Referee: Ed Hochuli (85), Umpire: Chad Brown (31), Head Linesman: Mark Hittner (28), Line Judge: Thomas Symonette (100), Side Judge: Don Carlsen (39), Field Judge: Tom Sifferman (118), Back Judge: Scott Dawson (70)

	1	2	3	4	OT	TOTAL	FIELD GOALS - made () & missed (41, 23)	
BALTIMORE	3	3	7	7	-	20	M. Stover	
KANSAS CITY	0	0	3	7	-	10	L. Tynes	
TEAM	QTR	TIME	PLAY DESCRIPTION (extra point)				DRIVE	SCORE
Ravens	1	3:45	M. Stover 41 yd. Field Goal				9-53, 4:20	3-0
Ravens	2	13:34	M. Stover 23 yd. Field Goal				8-29, 4:14	6-0
Ravens	3	6:26	M. Clayton 87 yd. pass from S. McNair (M. Stover kick)				2-88, 0:56	13-0
Chiefs	3	1:23	L. Tynes 49 yd. Field Goal				10-47, 5:03	13-3
Ravens	4	2:51	J. Lewis 1 yd. run (M. Stover kick)				16-86, 9:13	20-3
Chiefs	4	1:20	D. Hall 5 yd. pass from T. Green (L. Tynes kick)				8-81, 1:31	20-10
TEAM STATISTICS							RAVENS	CHIEFS
First Downs (total-rush-pass-play)							18-8-8-2	17-4-10-3
Total Yards – Plays – Average							376-61-6.2	276-62-4.5
Net Yards Rushing – Rushes – Average							93-34-2.7	135-30-4.5
Net Yards Passing – Times Thrown – Yds Lost – Gross Pass.							283-0-0-283	141-5-37-178
Passes Attempted – Completed – Intercepted							27-21-0	27-15-2
Punts / Number – Average							4-40.5	3-36.0
Penalties / Number – Yards							6-75	6-35
Fumbles / Number – Lost							1-1	1-1
INDIVIDUAL STATISTICS								
Rushing	Baltimore:	J. Lewis 24-81-1-11LG; S. McNair 7-12-0-9LG; O. Mughelli 1-3-0-3LG M. Anderson 2-(-3)-0-(-1)LG						
	Kansas City:	L. Johnson 23-120-0-47LG; T. Green 1-10-0-10LG; M. Bennett 6-5-0-5LG						
Receiving	Baltimore:	M. Clayton 5-112-1-87LG; D. Mason 5-68-0-22LG; T. Heap 4-33-0-12LG O. Mughelli 3-15-0-9LG; D. Williams 1-33-0-33LG						
	Kansas City:	M. Anderson 1-13-0-13LG; Q. Sypniewski 1-6-0-6LG; D. Wilcox 1-3-0-3LG S. Parker 5-71-0-23LG; D. Hall 3-38-1-19LG; T. Gonzalez 3-31-0-18LG M. Bennett 1-14-0-14LG; E. Kennison 1-13-0-13LG; K. Wilson 1-7-0-7LG L. Johnson 1-4-0-4LG						
Passing	Baltimore:	S. McNair 27-21-283-0-1-87LG						
	Kansas City:	T. Green 27-15-178-2-1-23LG						
Interceptions	Baltimore:	E. Reed 2-11						
	Kansas City:	None						
Sacks	Baltimore:	T. Pryce 1.5-14; A. Thomas 1-10; B. Scott 1-5; T. Suggs 1-5 R. Lewis 0.5-3						
	Kansas City:	None						



**14****Ravens 27, Browns 17****Cleveland (4-10)
Baltimore (11-3)****SUNDAY, DEC. 17, 2006 • 1:00 PM ET • M&T BANK STADIUM • BALTIMORE****Weather: 58°, Mostly Cloudy, Wind SW 9 mph • Attendance: 70,857 • Time: 3:02**

Even though it was QB Steve McNair who quarterbacked the Ravens to the precipice of the playoffs, backup QB Kyle Boller pushed the team over the edge. Boller went 13-of-21 for 238 yards, 2 TDs and 1 INT in a gritty 27-17 win over the Cleveland Browns, clinching a postseason berth for Baltimore. McNair left after 6 plays when LB Andra Davis stepped on his throwing hand opening up a cut. Boller filled in admirably, despite throwing the pick and losing 1 fumble. He was helped by a Baltimore defense that grabbed 2 INTs, tallied 6 sacks and allowed only 68 rushing yards. Boller's 77-yard TD pass to WR Demetrius Williams at 5:24 in the 3rd quarter proved to be the deciding points, although K Matt Stover split the uprights for a sealing 22-yard FG in the 4th period. Following an opening 51-yard FG from Browns K Phil Dawson, the Ravens posted 17 consecutive points. RB Jamal Lewis, who rushed for 109 yards, banged home a 7-yard scoring run, and FB Ovie Mughelli dove to the pylon with a 9-yard TD reception. But, Cleveland QB Derek Anderson evened the margin by engineering 70- and 84-yard drives that culminated in TDs to WRs Joe Jurevicius and Braylon Edwards, respectively. Baltimore was stout on 3rd down, forcing the Browns to go 0-for-11, the defense's best mark in 2006.

Cleveland Browns

OFFENSE		DEFENSE	
WR 84	J. Jurevicius	LE 75	S. Fraser
LT 77	K. Shaffner	NT 92	T. Washington
LG 62	L. Friedman	RE 97	A. McKinley
C 66	H. Fraley	LOLB 55	W. McGinest
RG 60	C. Coleman	MLB 94	L. Williams
RT 71	K. Butler	WLB 54	A. Davis
TE 80	K. Winslow	ROLB 95	K. Wimbley
WR 17	B. Edwards	LCB 28	L. Bodden
QB 3	D. Anderson	RCB 39	D. Holly
RB 29	J. Wright	SS 26	S. Jones
FB 47	L. Vickers	FS 21	B. Pool

Baltimore Ravens

OFFENSE		DEFENSE	
WR 89	M. Clayton	LDT 90	T. Pryce
LT 75	J. Ogden	NT 97	K. Gregg
LG 60	J. Brown	RDT 92	H. Ngata
C 62	M. Flynn	LOLB 55	T. Suggs
RG 68	K. Vincent	LILB 57	B. Scott
RT 79	T. Pashos	RILB 52	R. Lewis
TE 86	T. Heap	ROLB 96	A. Thomas
TE 83	D. Wilcox	LCB 21	C. McAlister
WR 85	D. Mason	RCB 22	S. Rolle
QB 9	S. McNair	SS 26	D. Landry
RB 31	J. Lewis	FS 20	E. Reed

OFFICIALS -- Referee: Terry McAulay (77), Umpire: Ruben Fowler (71), Head Linesman: Kent Payne (79), Line Judge: Mark Steinkerchner (84), Side Judge: Michael Banks (72), Field Judge: Greg Gautreaux (80), Back Judge: Steve Freeman (133)

	1	2	3	4	OT	TOTAL	FIELD GOALS - made () & missed
CLEVELAND	3	7	7	0	-	17	P. Dawson (51) 47WR
BALTIMORE	7	10	7	3	-	27	M. Stover (38, 22)

TEAM	QTR	TIME	PLAY DESCRIPTION (extra point)	DRIVE	SCORE
Browns	1	9:43	P. Dawson 51 yd. Field Goal	6-43, 3:38	3-0
Ravens	1	6:39	J. Lewis 7 yd. run (M. Stover kick)	2-16, 0:50	3-7
Ravens	2	14:14	O. Mughelli 9 yd. pass from K. Boller (M. Stover kick)	11-85, 5:41	3-14
Ravens	2	2:39	M. Stover 38 yd. Field Goal	8-42, 4:18	3-17
Browns	2	0:54	J. Jurevicius 3 yd. pass from D. Anderson (P. Dawson kick)	6-70, 1:45	10-17
Browns	3	6:29	B. Edwards 14 yd. pass from D. Anderson (P. Dawson kick)	8-84, 4:55	17-17
Ravens	3	5:24	D. Williams 77 yd. pass from K. Boller (M. Stover kick)	3-77, 1:05	17-24
Ravens	4	2:53	M. Stover 22 yd. Field Goal	6-50, 3:11	17-27

TEAM STATISTICS

	BROWNS	RAVENS
First Downs (total-rush-pass-penalty)	13-3-10-0	14-4-8-2
Total Yards - Plays - Average	236-55-4.3	373-61-6.1
Net Yards Rushing - Rushes - Average	68-16-4.3	142-35-4.1
Net Yards Passing - Times Thrown - Yds Lost - Gross Pass.	168-6-55-223	231-1-7-238
Passes Attempted - Completed - Intercepted	33-23-2	25-13-1
Punts / Number - Average	7-44.3	5-40.2
Penalties / Number - Yards	7-50	4-30
Fumbles / Number - Lost	1-0	2-2

INDIVIDUAL STATISTICS

Rushing	Cleveland:	J. Wright 8-37-0-18LG; R. Droughns 8-31-0-9LG
	Baltimore:	J. Lewis 22-109-1-52LG; M. Anderson 3-22-0-19LG; K. Boller 9-12-0-10LG M. Clayton 1-(-1)-0-(-1)LG
Receiving	Cleveland:	B. Edwards 5-68-1-28LG; K. Winslow 5-61-0-36LG J. Jurevicius 5-46-1-18LG; S. Heiden 3-20-0-9LG; L. Vickers 2-9-0-5LG T. Wilson 1-16-0-16LG; J. Wright 1-3-0-3LG; R. Droughns 1-0-0-0LG
	Baltimore:	T. Heap 5-58-0-19LG; D. Williams 2-100-1-77LG; D. Mason 2-20-0-13LG O. Mughelli 2-13-1-9LG; M. Clayton 1-42-0-42LG; J. Lewis 1-5-0-5LG
Passing	Cleveland:	D. Anderson 32-23-223-2-2-36LG; J. Cribbs 1-0-0-0-0-0LG K. Winslow 0-0-0-0-0-0LG
	Baltimore:	K. Boller 21-13-238-1-2-77LG; S. McNair 4-0-0-0-0-0LG
Interceptions	Cleveland:	L. Bodden 1-13
	Baltimore:	D. Landry 1-37; C. McAlister 1-10
Sacks	Cleveland:	C. Thompson 1-7
	Baltimore:	T. Pryce 2-17, B. Scott 1-14; R. Lewis 1-8; T. Suggs 1-7; K. Gregg 0.5-4.5 A. Thomas 0.5-4.5



Ravens 31, Steelers 7

Baltimore (12-3)
Pittsburgh (7-8)

SUNDAY, DEC. 24, 2006 • 1:00 PM ET • HEINZ FIELD • PITTSBURGH

Weather: 41°, Cloudy, Wind WNW 10 mph • Attendance: 63,224 • Time: 3:09

The Ravens' road to the playoffs stopped off in Pittsburgh, which is exactly where the Steelers' trail ended. With a dominating 31-7 victory, Baltimore completed its 1st-ever season sweep of the Steelers – drubbing the defending Super Bowl champions 58-7 in 2 games. Baltimore was atop the AFC North by 5 games. It couldn't have come at a better time, as the scoreboard revealed that the Indianapolis Colts fell to the Houston Texans on a last-second FG, moving the Ravens into the AFC's 2nd seed and closer to a 1st-round playoff bye. In a near-repeat performance of their 9-sack showing against their AFC North rivals one month ago, the Ravens dropped QB Ben Roethlisberger 6 times before he was pulled for the final series. QB Steve McNair completed 21 of 31 attempts for 256 yards. Standing tall behind an O-line that had only allowed 1 sack in the last 5 games, McNair operated with surgeon-like precision to dissect the Pittsburgh defense. With 11 seconds remaining in the 1st period, WR Mark Clayton sneaked behind S Troy Polamalu. McNair hit the speedy Clayton in-stride for a 35-yard TD connection. RB Jamal Lewis, who topped the 1,000-yard milestone for the 5th time in his career, finished with 77 yards and a 1-yard TD run on 24 attempts.

Baltimore Ravens

OFFENSE

WR 89 M. Clayton
LT 78 A. Terry
LG 60 J. Brown
C 62 M. Flynn
RG 68 K. Vincent
RT 79 T. Pashos
TE 86 T. Heap
WR 87 D. Williams
WR 85 D. Mason
QB 9 S. McNair
RB 31 J. Lewis

DEFENSE

LDT 90 T. Pryce
NT 97 K. Gregg
RDT 92 H. Ngata
LOLB 57 T. Suggs
LILB 57 B. Scott
RILB 52 R. Lewis
ROLB 96 A. Thomas
LCB 21 C. McAlister
RCB 22 S. Rolfe
SS 26 D. Landry
FS 20 E. Reed

Pittsburgh Steelers

OFFENSE

SE 10 S. Holmes
LT 77 M. Smith
LG 66 A. Faneca
C 64 J. Hartings
RG 73 K. Simmons
RT 74 W. Colon
TE 83 H. Miller
FL 86 H. Ward
QB 7 B. Roethlisberger
TE 84 J. Tuman
RB 39 W. Parker

DEFENSE

DE 91 A. Smith
NT 98 C. Hampton
DE 99 B. Keisel
LOLB 53 C. Haggans
LILB 51 J. Frazier
RILB 50 L. Foote
ROLB 55 J. Porter
FS 27 An. Smith
SS 43 T. Polamalu
RCB 20 B. McFadden
LCB 26 D. Townsend

OFFICIALS – Referee: Larry Nemmers (20), Umpire: Undrey Wash (96), Head Linesman: Mark Baltz (26), Line Judge: Mike Spanier (90), Side Judge: Carl Chuffers (51), Field Judge: Mike Weir (50), Back Judge: Dino Paganelli (105)

	1	2	3	4	OT	TOTAL	FIELD GOALS - made () & missed
BALTIMORE	7	7	7	10	-	31	M. Stover (26)
PITTSBURGH	0	7	0	0	-	7	None

TEAM	QTR	TIME	PLAY DESCRIPTION (extra point)	DRIVE	SCORE
Ravens	1	0:04	M. Clayton 35 yd. pass from S. McNair (M. Stover kick)	5-45, 2:45	7-0
Ravens	2	3:26	D. Wilcox 1 yd. pass from S. McNair (M. Stover kick)	10-58, 6:32	14-0
Steelers	2	0:07	H. Miller 1 yd. pass from B. Roethlisberger (J. Reed kick)	7-40, 1:44	14-7
Ravens	3	10:39	D. Williams 25 yd. pass from S. McNair (M. Stover kick)	8-69, 4:21	21-7
Ravens	4	7:27	M. Stover 26 yd. Field Goal	4-8, 2:12	24-7
Ravens	4	1:57	J. Lewis 1 yd. run (M. Stover kick)	6-17, 3:34	31-7

TEAM STATISTICS

First Downs (total-rush-pass-play)
Total Yards – Plays – Average
Net Yards Rushing – Rushes – Average
Net Yards Passing – Times Thrown – Yds Lost – Gross Pass.
Passes Attempted – Completed – Intercepted
Punts / Number – Average
Penalties / Number – Yards
Fumbles / Number – Lost

RAVENS

23-8-14-1
359-64-5.6
103-33-3.1
256-0-0-256
31-21-2
4-46.0
12-89
1-1

STEELERS

16-2-10-4
251-65-3.9
63-18-3.5
188-5-17-205
42-19-2
7-44.3
5-32
1-1

INDIVIDUAL STATISTICS

Category	Player	Statistics
Rushing	Baltimore:	J. Lewis 24-77-1-14LG; O. Mughelli 4-21-0-12LG; M. Anderson 3-5-0-5LG S. McNair 2-0-0-1LG
	Pittsburgh:	B. Roethlisberger 4-33-0-20LG; W. Parker 13-29-0-8LG N. Davenport 1-1-0-1LG
Receiving	Baltimore:	M. Clayton 7-108-1-35LG; T. Heap 4-50-0-19LG; D. Williams 2-45-1-25LG J. Lewis 2-21-0-12LG; D. Mason 2-10-0-10LG; D. Wilcox 2-5-1-4LG O. Mughelli 1-13-0-13LG; M. Anderson 1-4-0-4LG
	Pittsburgh:	H. Ward 8-79-0-17LG; S. Holmes 5-90-0-31LG; H. Miller 3-12-1-6LG C. Wilson 2-15-0-8LG; N. Washington 1-9-0-9LG
Passing	Baltimore:	S. McNair 31-21-256-2-3-35LG
	Pittsburgh:	B. Roethlisberger 31-15-2-1-31LG; C. Batch 11-4-49-0-0-24LG
Interceptions	Baltimore:	E. Reed 1-37; D. Landry 1-36
	Pittsburgh:	D. Townsend 1-6; B. McFadden 1-0
Sacks	Baltimore:	D. Landry 1-8; H. Ngata 1-3; C. Ivy 1-0; K. Gregg 0.5-2.5 A. Thomas 0.5-2.5; R. Lewis 0.5-0.5; T. Suggs 0.5-0.5
	Pittsburgh:	None





16



Ravens 19, Bills 7

Buffalo (7-9)
Baltimore (13-3)

SUNDAY, DEC. 31, 2006 • 4:15 PM ET • M&T BANK STADIUM • BALTIMORE

Weather: 46°, Cloudy, Wind SE 10 mph • Attendance: 70,913 • Time: 2:51

With help from CB Chris McAlister's 31-yard INT return for a TD, the Ravens rode Matt Stover's leg to a 19-7 victory over the Bills. Stover booted 4 FGs to outscore the Bills and seal a 1st-round playoff bye. Baltimore limited Buffalo to only 39 yards on the ground and earned a franchise-best 13-3 record. RB Willis McGahee entered the game needing only 33 yards to top 1,000 yards for the 3rd-consecutive season, but he was held to 23 yards on 11 carries. Constant pressure from the Ravens' defense sacked QB J.P. Losman 3 times, and he threw 2 back-breaking INTs. McAlister's pick came at a crucial moment in the contest. In the 3rd quarter, the Ravens were hanging on to a 9-7 lead, but the 3-time Pro Bowler out-jumped WR Peerless Price and raced untouched for the TD. QB Steve McNair turned in 1 pick, to LB London Fletcher-Baker in the 1st quarter, but the signal-caller went 23-of-35 for 216 yards. McNair added his name to the NFL's annals by becoming the 3rd QB in league history to top 30,000 yards passing (30,191) and 3,500 yards rushing (3,558), joining Hall of Famers Steve Young and Fran Tarkenton. McNair hit 8 different receivers, most notably TE Todd Heap (5 catches for 60 yards), WR Derrick Mason (5 for 30) and FB Ovie Mughelli (a career-high 5 for 49), controlling the time of possession by nearly 13 minutes.

Buffalo Bills

OFFENSE

WR 83 L. Evans
LT 71 J. Peters
LG 69 M. Gandy
C 67 M. Fowler
RG 75 D. Preston
RT 79 T. Pennington
WR 81 P. Price
QB 7 J. Losman
HB 21 W. McGahee
FB 86 B. Cieslak
TE 84 R. Royal

DEFENSE

LE 90 C. Kelsay
LT 98 L. Tripplett
RT 95 K. Williams
RE 94 A. Schobel
WLB 56 K. Ellison
MLB 59 L. Fletcher-Baker
SLB 51 T. Spikes
LCB 24 T. McGee
SS 20 D. Whither
FS 30 K. Simpson
RCB 22 N. Clements

Baltimore Ravens

OFFENSE

WR 89 M. Clayton
LT 78 A. Terry
LG 60 J. Brown
C 62 M. Flynn
RG 65 C. Chester
RT 79 T. Pashos
TE 86 T. Heap
TE 83 D. Wilcox
WR 85 D. Mason
QB 9 S. McNair
RB 31 J. Lewis

DEFENSE

LT 90 T. Pryce
NT 97 K. Gregg
RDT 92 H. Ngata
LOLB 55 T. Suggs
LILB 57 B. Scott
RILB 52 R. Lewis
ROLB 96 A. Thomas
LCB 21 C. McAlister
RCB 22 S. Rolle
SS 26 D. Landry
FS 20 E. Reed

OFFICIALS -- Referee: Scott Green (19), Umpire: Scott Dawson (70), Head Linesman: Tony Veteri (36), Line Judge: Ron Marinucci (107), Side Judge: Rick Patterson (15), Field Judge: Boris Cheek (41), Back Judge: Lee Dyer (27)

	1	2	3	4	OT	TOTAL	FIELD GOALS - made () & missed	
BUFFALO	0	0	7	0	-	7	None	
BALTIMORE	3	3	10	3	-	19	M. Stover (26, 37, 39, 29)	
TEAM	QTR	TIME	PLAY DESCRIPTION (extra point)				DRIVE	SCORE
Ravens	1	7:08	M. Stover 26 yd. Field Goal				13-55, 7:52	0-3
Ravens	2	1:32	M. Stover 37 yd. Field Goal				13-61, 5:11	0-6
Ravens	3	12:28	M. Stover 39 yd. Field Goal				4-4, 1:47	0-9
Bills	3	8:08	L. Evans 44 yd. pass from J. Losman (R. Lindell kick)				9-76, 4:20	7-9
Ravens	3	3:46	C. McAlister 31 yd. interception return (M. Stover kick)					7-16
Ravens	4	4:48	M. Stover 29 yd. Field Goal				9-46, 4:18	7-19
TEAM STATISTICS							BILLS	RAVENS
First Downs (total-rush-pass-penalty)							10-2-8-0	18-3-14-1
Total Yards - Plays - Average							253-52-4.9	327-66-5.0
Net Yards Rushing - Rushes - Average							39-14-2.8	111-30-3.7
Net Yards Passing - Times Thrown - Yds Lost - Gross Pass.							214-3-23-237	216-0-0-216
Passes Attempted - Completed - Intercepted							35-20-2	36-23-1
Punts / Number - Average							7-43.0	4-38.3
Penalties / Number - Yards							3-19	5-24
Fumbles / Number - Lost							1-1	1-0

INDIVIDUAL STATISTICS

Rushing

Buffalo: W. McGahee 11-23-0-5LG; J. Losman 1-10-0-10LG; A. Thomas 1-3-0-3LG
J. Reed 1-3-0-3LG
Baltimore: J. Lewis 20-69-0-12LG; M. Anderson 2-32-0-30LG; S. McNair 5-10-0-13LG
O. Mughelli 2-4-0-2LG; D. Mason 1-(-4)-0-(-4)LG

Receiving

Buffalo: L. Evans 7-145-1-52LG; R. Parrish 6-50-0-12LG; P. Price 4-25-0-10LG
B. Cieslak 1-8-0-8LG; A. Davis 1-8-0-8LG; R. Royal 1-1-0-1LG
Baltimore: T. Heap 5-60-0-20LG; O. Mughelli 5-49-0-24LG; D. Mason 5-30-0-10LG
M. Clayton 2-26-0-20LG; D. Williams 2-15-0-10LG
M. Anderson 2-15-0-9LG; J. Lewis 1-12-0-12LG; Q. Sypniewski 1-9-0-9LG

Passing

Buffalo: J. Losman 35-20-237-2-1-52LG
Baltimore: S. McNair 35-23-216-1-0-24LG; M. Clayton 1-0-0-0-0LG

Interceptions

Buffalo: L. Fletcher-Baker 1-0
Baltimore: S. Rolle 1-44; C. McAlister 1-31

Sacks

Buffalo: None
Baltimore: T. Suggs 1-11; R. Lewis 1-8; T. Pryce 1-4



Divisional
Playoff



Colts 15, Ravens 6

Indianapolis (14-4)
Baltimore (13-4)

SUNDAY, JAN. 13, 2007 • 4:30 PM ET • M&T BANK STADIUM • BALTIMORE

Weather: 63°, Light Rain, Cloudy, Wind WSW 4 mph • Attendance: 71,162 • Time: 3:01

Despite holding the high-powered Indianapolis Colts' passing attack to only 161 yards, intercepting QB Peyton Manning twice, and keeping the AFC's top-ranked offense out of the end zone, the Ravens were kicked out of the race to Super Bowl XLII, 15-6. K. Adam Vinatieri booted 5 FGs, while Baltimore could only muster 2 in the difficult loss. Steve McNair finished 18-of-29 (173 yards) and a 62.1 completion percentage, the highest in team single-game postseason history. Even though McNair out-dueled Manning, who went 15-of-30 for 170 yards (39.6 rating), the Ravens couldn't bounce back from McNair's 2 INTs. Coming off a 40-yard FG from K Matt Stover that opened the 2nd period, S Ed Reed got his hands on a Manning pass less than a minute later. Down 6-3, McNair successfully drove to the Colts' 4, but was picked off in the end zone. With the offense struggling, the Baltimore defense had to come up big, and it answered the call. Each time Manning would march in to Ravens territory, the unit clamped down, forcing FGs of 23, 42, 51, 48 and 35 yards. The Ravens pressured Manning all game, but only managed 1 sack. On another day, this defensive effort might have been enough to defeat the Colts, but this overcast January evening proved to be a different story for the Ravens.

Indianapolis Colts

OFFENSE			DEFENSE		
WR	87	R. Wayne	LE	98	R. Mathis
LT	78	T. Glenn	LT	92	A. McFarland
LG	65	R. Lijia	RT	79	R. Brock
C	63	J. Saturday	RE	93	D. Freeney
RG	73	J. Scott	SLB	94	R. Morris
RT	71	R. Diem	MLB	58	G. Brackett
TE	44	D. Clark	WLB	59	C. June
WR	88	M. Harrison	LCB	25	N. Harper
QB	18	P. Manning	RCB	28	M. Jackson
RB	29	J. Addai	SS	41	A. Bethea
HB	86	B. Utecht	FS	21	B. Sanders

Baltimore Ravens

OFFENSE			DEFENSE		
TE	88	Q. Sypniewski	LD	90	T. Pryce
LT	75	J. Ogdan	LT	97	K. Gregg
LG	60	J. Brown	RDT	92	H. Ngata
C	62	M. Flynn	LOLB	55	T. Suggs
RG	68	K. Vincent	LILB	57	B. Scott
RT	79	T. Pashos	RILB	52	R. Lewis
TE	86	T. Heap	ROLB	96	A. Thomas
WR	85	D. Mason	LCB	21	C. McAlister
QB	9	S. McNair	RCB	22	S. Rolle
RB	31	J. Lewis	SS	26	D. Landry
TE	83	D. Wilcox	FS	20	E. Reed

OFFICIALS -- Referee: Bill Leavy (127), Umpire: Bill Schuster (129), Head Linesman: John McGrath (120), Line Judge: Darryll Lewis (130), Side Judge: Mike Weatherford (116), Field Judge: Scott Steenson (88), Back Judge: Kirk Dorman (6)

	1	2	3	4	OT	TOTAL	FIELD GOALS - made () & missed
INDIANAPOLIS	6	3	3	3	-	15	A. Vinatieri (23, 42, 51, 48, 35)
BALTIMORE	0	3	0	3	-	6	M. Stover (40, 51)
TEAM	QTR	TIME	PLAY DESCRIPTION (extra point)			DRIVE	SCORE
Colts	1	8:04	A. Vinatieri 23 yd. Field Goal			11-49, 4:43	3-0
Colts	1	5:36	A. Vinatieri 42 yd. Field Goal			4-8, 1:38	6-0
Ravens	2	14:56	M. Stover 40 yd. Field Goal			5-19, 2:15	6-3
Colts	2	3:15	A. Vinatieri 51 yd. Field Goal			13-65, 6:00	9-3
Colts	3	10:57	A. Vinatieri 48 yd. Field Goal			9-54, 4:03	12-3
Ravens	4	13:03	M. Stover 51 yd. Field Goal			11-62, 7:40	12-6
Colts	4	0:23	A. Vinatieri 35 yd. Field Goal			13-47, 7:16	15-6
TEAM STATISTICS			COLTS			RAVENS	
First Downs (total-rush-pass-penalty)			15-6-9-0			13-5-6-2	
Total Yards - Plays - Average			261-66-4.0			244-51-4.8	
Net Yards Rushing - Rushes - Average			100-35-2.9			83-20-4.2	
Net Yards Passing - Times Thrown - Yds Lost - Gross Pass.			161-1-9-170			161-2-12-173	
Passes Attempted - Completed - Intercepted			30-15-2			29-18-2	
Punts / Number - Average			4-45.0			5-38.0	
Penalties / Number - Yards			3-19			6-39	
Fumbles / Number - Lost			3-0			2-2	
INDIVIDUAL STATISTICS							
Rushing	Indianapolis:	D. Rhodes 14-56-0-25LG; J. Addai 18-39-0-7LG; P. Manning 3-5-0-7LG					
Baltimore:	J. Lewis 13-53-0-18LG; M. Anderson 4-18-0-8LG; O. Mughelli 2-6-0-3LG S. McNair 1-6-0-6LG						
Receiving	Indianapolis:	R. Wayne 5-51-0-19LG; M. Harrison 4-45-0-21LG; J. Addai 3-22-0-12LG D. Clark 2-41-0-27LG; B. Utecht 1-11-0-11LG					
Baltimore:	M. Clayton 6-73-0-21LG; T. Heap 3-28-0-23LG; J. Lewis 3-24-0-13LG D. Mason 2-16-0-9LG; O. Mughelli 2-11-0-9LG; D. Wilcox 1-15-0-15LG M. Anderson 1-6-0-6LG						
Passing	Indianapolis:	P. Manning 30-15-170-2-0-27LG					
Baltimore:	S. McNair 29-18-173-2-0-23LG						
Interceptions	Indianapolis:	N. Harper 1-9; A. Bethea 1-0					
Baltimore:	E. Reed 2-0						
Sacks	Indianapolis:	R. Mathis 1-12; J. Thomas 1-0					
Baltimore:	K. Gregg 0.5-4.5; A. Thomas 0.5-4.5						



2006 NFL RANKINGS

	OFFENSE			DEFENSE		
	Total	Rush	Pass	Total	Rush	Pass
Arizona	18	30	10	29	16	30
Atlanta	12	1	32	22	9	29
BALTIMORE	17	25	11	1	2	6
Buffalo	30	27	28	18	28	7
Carolina	24	24	15	7	11	4
Chicago	15	15	14	5	6	11
Cincinnati	8	26	6	30	15	31T
Cleveland	31	31	23	27	29	15
Dallas	5	13	5	13	10	24
Denver	21	8	25	14	12	21
Detroit	22	32	7	28	21	25
Green Bay	9	23	8	12	13	17
Houston	28	21	27	24	20	22
Indianapolis	3	18	2	21	32	2
Jacksonville	10	3	24	2	4	10
Kansas City	16	9	22	16	18	18
Miami	20	22	13	4	8	5
Minnesota	23	16	18	8	1	31T
New England	11	12	12	6	5	12
New Orleans	1	19	1	11	23	3
New York Giants	14	7	19	25	14	28
New York Jets	25	20	17	20	24	14
Oakland	32	29	31	3	25	1
Philadelphia	2	11	3	15	26	9
Pittsburgh	7	10	9	9	3	20
St. Louis	6	17	4	23	31	8
San Diego	4	2	16	10	7	13
San Francisco	26	6	29	26	19	26
Seattle	19	14	20	19	22	16
Tampa Bay	29	28	26	17	17	19
Tennessee	27	5	30	32	30	27
Washington	13	4	21	31	27	23

T = Tied for position

2006 RAVENS FRANCHISE RECORDS

The Ravens set the following franchise records in 2006:

OFFENSE**Fewest Sacks Allowed:**

Team - 17

Highest Completion Percentage:

Team - 62.6

Highest Completion Percentage:

Steve McNair - 63.0

Longest TD Reception:

Mark Clayton - 87 yards

Most 3rd-down Conversions:

Team - 96

Highest 4th-down Percentage:

Team - 72.7

Fewest Turnovers:

Team - 23 (tied with 2004)

DEFENSE**Total Defensive Ranking:**

Team - No. 1

Most Interceptions:

Team - 28 (led NFL)

Sacks:

Team - 60

Most Interceptions - Rookie:

Dawan Landry - 5 (tied with 3 other Ravens)

Longest Fumble Recovery:

Kelly Gregg - 59 yards

2006 NFL STANDINGS

AMERICAN FOOTBALL CONFERENCE

NORTH							EAST						
W	L	T	Pct.	Pts.	OP		W	L	T	Pct.	Pts.	OP	
yzBaltimore	13	3	0	.812	353	201	yNew England	12	4	0	.750	385	237
Cincinnati	8	8	0	.500	373	331	xN.Y. Jets	10	6	0	.625	316	295
Pittsburgh	8	8	0	.500	353	315	Buffalo	7	9	0	.438	300	311
Cleveland	4	12	0	.250	238	356	Miami	6	10	0	.375	260	283

SOUTH							WEST						
W	L	T	Pct.	Pts.	OP		W	L	T	Pct.	Pts.	OP	
yIndianapolis	12	4	0	.750	427	360	*yzSan Diego	14	2	0	.875	492	303
Tennessee	8	8	0	.500	324	400	xKansas City	9	7	0	.562	331	315
Jacksonville	8	8	0	.500	371	274	Denver	9	7	0	.562	319	305
Houston	6	10	0	.375	267	366	Oakland	2	14	0	.125	168	332

NATIONAL FOOTBALL CONFERENCE

NORTH							EAST						
W	L	T	Pct.	Pts.	OP		W	L	T	Pct.	Pts.	OP	
*xyChicago	13	3	0	.812	427	255	yPhiladelphia	10	6	0	.625	398	328
Green Bay	8	8	0	.500	301	366	xDallas	9	7	0	.562	425	350
Minnesota	6	10	0	.375	282	327	xN.Y. Giants	8	8	0	.500	355	362
Detroit	3	13	0	.188	305	398	Washington	5	11	0	.312	307	376

SOUTH							WEST						
W	L	T	Pct.	Pts.	OP		W	L	T	Pct.	Pts.	OP	
yzNew Orleans	10	6	0	.625	413	322	ySeattle	9	7	0	.562	335	341
Carolina	8	8	0	.500	270	305	St. Louis	8	8	0	.500	367	381
Atlanta	7	9	0	.438	292	328	San Francisco	7	9	0	.438	298	412
Tampa Bay	4	12	0	.250	211	353	Arizona	5	11	0	.312	314	389

X-Clinched Playoff Berth
Y-Division Champion

Z-Clinched 1st-round bye
* Clinched homefield advantage

2006 NFL POSTSEASON

Home teams in CAPS

AFC

Wild Card Playoff Games

INDIANAPOLIS 23, Kansas City 8
NEW ENGLAND 37, New York Jets 16

Divisional Playoff Games

Indianapolis 15, BALTIMORE 6
New England 24, SAN DIEGO 21

Championship Game

INDIANAPOLIS 38, New England 34

NFC

Wild Card Playoff Games

SEATTLE 21, Dallas 20
PHILADELPHIA 23, New York Giants 20

Divisional Playoff Games

NEW ORLEANS 27, Philadelphia 24
CHICAGO 27, Seattle 24 (OT)

Championship Game

CHICAGO 39, New Orleans 14

Super Bowl XLI at Dolphin Stadium, Miami, FL


Indianapolis (AFC) 29, CHICAGO (NFC) 17

AFC-NFC Pro Bowl at Aloha Stadium, Honolulu, HI

AFC 31, NFC 28




**CHRIS
McALISTER**



**BART
SCOTT**





The young and brash Baltimore Ravens began the 2000 NFL season talking playoffs and ending it as champions, thanks to one of the most dominant defenses in pro football history. The Ravens' *Super Journey* began with an ominous regular season schedule that included 5 road games in 7 weeks. In the middle of it all was a 5-game streak without a touchdown. Thankfully, the TD drought never divided the team.

The race toward the Lombardi Trophy was not without its hurdles: Ray Lewis rebounded from a trying offseason; Trent Dilfer returned to Tampa Bay as a Raven for the Super Bowl; an emotional Jermaine Lewis dedicated a superb performance to the memory of his stillborn son. Still, the team rallied the season, and it made the hard-fought victory that much sweeter.

The journey was about the coming of age for talented kids like Jamal Lewis, Chris McAlister and Duane Starks. It also belonged to tough veterans like Rod Woodson, Ray Lewis, Rob Burnett, Shannon Sharpe, Matt Stover, Michael McCrary and Jonathan Ogden.

And the journey belonged to Baltimore. The fans numbered in the thousands at the downtown sendoff at Harbor Place. Banners and promises hung in the air and none would be broken.

While the hometown fans celebrated with a whole week of purple pride, the team took off for Tampa. On Sunday, Jan. 28, 2001, the Ravens kept a promise and defeated the N.Y. Giants, 34-7.

Ray Lewis earned Super Bowl XXXV MVP honors, as well as Defensive Player of the Year. The Ravens tied a Super Bowl record with 4 INTs, and they were only the 3rd team in NFL history to not commit a turnover in a Super Bowl. Most exciting new record? Perhaps 3 successive scores on 3 see-saw plays. The back-to-back KORs for TDs were another a new record.

Following the game, Art Modell lifted the Lombardi Trophy in the air and said:

"To the people of Baltimore City, Baltimore County and the State of Maryland, this belongs to you. From the bottom of my heart, thank you."

When the Ravens flew home on that sky-blue Monday after the Super Bowl, they heard about the parade planned in their honor that was scheduled for the next day. The cold downpour that Tuesday phased no one. Fans numbering in the hundreds of thousands waited for their heroes on Baltimore's streets.

In June of 2001, the entire organization was invited to the White House to meet President George W. Bush (right).

In 2001, Kevin Byrne and Francine Lubera of the Ravens, chronicled the run to the Super Bowl in the book *Super Journey: Diary of a World Champion Season*.



BALTIMORE FOOTBALL HISTORY

- 1946... 12/28** - Baltimore awarded bankrupt Miami Seahawks franchise of the All-America Football Conference. Re-named Colts via a fan contest.
- 1949... 12/8** - AAFC/NFL reached merger agreement. Colts entered the NFL for 1950 season.
- 1950... 12/19** - Colts finished 1-11 in their 1st NFL season with a 15-14 loss to the New York Yanks at Yankee Stadium. The Yanks later became the Baltimore Colts.
- 1951... 1/18** - Franchise withdrew from league and received \$50,000 for players by the NFL.
- 1951 and 1952...** No Colts team existed.
- 1952... 12/3** - Commissioner Bert Bell challenged Baltimore to sell 15,000 tickets in 6 weeks to re-enter NFL. The ticket drive reached its quota in 4 weeks, 3 days.
- 1953... Jan.** - Carroll Rosenbloom headed an ownership group and Baltimore was awarded the Dallas Texans' franchise.
- 1958... 12/28** - Colts defeated NYG, 23-17, at Yankee Stadium for World Championship. That game sparked the emergence of the NFL as a televised sports giant.
- 1959... 12/27** - Colts won 2nd straight World Championship over Giants, in Baltimore, 31-16.
- 1963... 1/8** - Don Shula replaced Weeb Ewbank as head coach.
- 1964... 12/27** - Browns beat Colts, 27-0, in Cleveland for NFL title. Art Modell wins 1st title.
- 1966... 6/8** - NFL and AFL announced plans to merge in 1970. Colts, Browns and Steelers later joined AFC in NFL's realignment.
- 1969... 1/12** - Jets defeated Colts, 16-7, in Super Bowl III at Orange Bowl after Joe Namath *guaranteed* a New York victory.
- 1970... 3/3** - Don Shula resigned to become head coach of Miami Dolphins.
- 1971... 1/17** - Jim O'Brien kicked 32-yard FG with 5 seconds to play as Colts won Super Bowl V over Dallas, 16-13, in 1st-ever AFC-NFC Super Bowl.
- 1972... 7/26** - Robert Irsay traded the L.A. Rams to Carroll Rosenbloom for the Colts.
- 1975... 1/15** - Ted Marchibroda named head coach.
- 1983... 4/26** - Colts selected John Elway with 1st pick in NFL draft, but traded him to Denver for OT Chris Hinton, QB Mark Herrmann and Denver's top pick in 1984.
- 12/18** - In last NFL regular season game in Memorial Stadium (until 1996), the Colts beat the Oilers, 20-10. TE Pat Beach scored the last TD of the game on 12-yard pass from QB Mike Pagel.
- 1984... 3/28** - Colts franchise relocated to Indianapolis.

RAVENS HISTORY BEGINS

- 1995... 11/6** - Cleveland Browns announced intention to move to Baltimore for 1996 season.
- 1996... 2/9** - NFL approved franchise move.
- 2/15** - Ted Marchibroda was named Baltimore Ravens 1st head coach 21 years and 1 month to the day he was hired by the Baltimore Colts in 1975.
- 3/29** - Baltimore's NFL franchise was officially named **Ravens** after a *Baltimore Sun* telephone poll received a record number of calls supporting the name.
- 4/1** - Ravens opened Owings Mills training facility with start of offseason program.
- 4/20** - Ravens selected UCLA T Jonathan Ogden with their 1st-ever draft choice (4th overall) in the 61st annual NFL draft. Miami LB Ray Lewis was selected with the 2nd pick in the 1st round (26th overall).
- 6/5** - The new Ravens' logo, colors and uniforms were unveiled in a fashion show at Harborplace.
- 6/14** - Ravens sold over 50,000 season tickets in 14 days.



BALTIMORE RAVENS HISTORY

- 9/1** - The Ravens' 1st-ever regular season game was played before 64,124 fans at Memorial Stadium, the largest crowd in Baltimore professional sports history. QB Vinny Testaverde scored the 1st TD on a 9-yard run to propel the Ravens to a 19-14 win over the Oakland Raiders.
- 12/22** - The Ravens concluded their inaugural season with a 4-12 record following a 24-21 loss to the Houston Oilers. The Ravens were 4-4 at home, and 0-8 on the road. The team sold out all 10 home games, including the 2 preseason games. Baltimore held a 2nd-half lead in 10 of its 11 final games, but won only 2. QB Vinny Testaverde was voted to the Pro Bowl after throwing for 4,177 yards and 33 TDs. WRs Michael Jackson and Derrick Alexander both eclipsed the 1,000-yard receiving mark and combined for 23 TD receptions.
- 1997...** **3/18** - The Ravens and Western Maryland College (now McDaniel College) entered into a 5-year agreement to hold training camp at the Westminster, MD campus.
- 4/19** - The Ravens selected LB Peter Boulware with their 1st pick (4th overall) in 1997 draft (62nd annual). Boulware went on to win NFL Defensive Rookie of the Year honors and finished with 11.5 QB sacks, the 4th-best sack total by a rookie in NFL history.
- 9/21** - The Ravens defeated the Tennessee Oilers, 36-10, to start the season 3-1.
- 12/14** - Baltimore defeated Tennessee, 21-19, in the final game at Memorial Stadium. Of the 16 regular season games played by the Ravens at Memorial Stadium, 13 were televised and all were sold out.
- 12/21** - Baltimore dropped a 16-14 game at Cincinnati to finish the season 6-9-1. T Jonathan Ogden was named consensus All-Pro and voted as a starter to the Pro Bowl. LB Ray Lewis led the NFL in tackles with 210 and was voted 1st alternate to the Pro Bowl; then selected as a "needs" player by coach Bill Cowher.
- 1998...** **2/14** - The Ravens traded for QB Jim Harbaugh (from Ind.), the 1st of several key offseason acquisitions, including RB Errict Rhett (2/17), CB Rod Woodson (2/25) and FB Roosevelt Potts (2/24).
- 4/18** - The Ravens selected CB Duane Starks with their 1st pick (10th overall) in the 1998 63rd Annual NFL draft. He tied for the NFL's rookie INT lead and was a *Football Digest* All-Rookie choice.
- 9/5** - The new NFL Stadium at Camden Yards (later named PSINet Stadium) was the backdrop for an opening gala that included fireworks, a Stevie Wonder - Baltimore Symphony Orchestra concert and a spectacular laser show.
- 9/6** - The Ravens opened their new NFL Stadium in downtown Baltimore before a host of dignitaries, a packed house and the Steelers. The Ravens lost, 20-13.
- 12/13** - The Ravens and Minnesota Vikings set an NFL record with 3 KORs for TDs, all in the 1st quarter. Ravens Corey Harris and Patrick Johnson and Minnesota's David Palmer all scored TDs on returns in the Vikings' 38-28 win. Gary Anderson set an NFL record when he kicked his 34th straight successful FG, 1 of 6 3-pointers.
- 12/28** - After a 6-10 finish, the Ravens did not renew Ted Marchibroda's contract. Six Ravens represented the AFC in the Pro Bowl: LB Peter Boulware, WR/RS Jermaine Lewis, LB Ray Lewis, DE Michael McCrary, T Jonathan Ogden and S Bennie Thompson (special teamer).
- 1999...** **1/19** - Brian Billick became the 2nd head coach in Baltimore Ravens history when he accepted a 6-year contract from owner Art Modell. Billick, the highly successful offensive coordinator for Minnesota, directed a Vikings' attack that set a variety of NFL and team records, including the league's all-time scoring mark of 556 points in 1998.



LT Jonathan Ogden at his 1996 press conference introducing him as the 1st-ever Raven drafted by the new Baltimore team. Art Modell is seated to his left.


BALTIMORE RAVENS HISTORY

- 1/26** - PSINet Inc., the 1st and largest independent commercial Internet provider, announced a 20-year partnership to develop a global network for the Ravens. Under the agreement, the new facility was named PSINet Stadium.
- 1/30** - Ravens executive vice president of player personnel Ozzie Newsome was selected for induction into the Pro Football Hall of Fame, along with Lawrence Taylor, Eric Dickerson, Tom Mack and Billy Shaw. Newsome was the NFL's all-time leading TE in pass receptions until Shannon Sharpe eclipsed Ozzie Newsome's record in 2001.
- 4/17** - The Ravens selected Arizona CB Chris McAlister (10th overall) with their 1st-round pick and traded their 2nd-round choice for Atlanta's 1st-round choice in 2000. Baltimore also acquired veterans QB Tony Banks, OL Everett Lindsay and TE Lovett Purnell in trades involving 1999 picks.
- 9/12** - Brian Billick's debut as head coach was spoiled in the regular season opener, as St. Louis defeated the Ravens, 27-10, in the TransWorld Dome. QB Kurt Warner had his 1st NFL start.
- 9/26** - Billick notched his 1st win, 17-10, over the expansion Cleveland Browns. Stoney Case started at QB, replacing Scott Mitchell.
- 10/31** - Tony Banks took over as the team's starting QB against Buffalo in a 13-10 loss. He went 6-4 as a starter, including 4-0 in Dec. He threw a career-high 17 TDs and a career-low 8 INTs.
- 12/26** - The Ravens recorded their 1st-ever shutout, a 22-0 win over Cincinnati. The victory completed a perfect Dec. and gave the Ravens a franchise-high 8 victories. 5 players (LB Peter Boulware, LB Ray Lewis, DE Michael McCrary, T Jonathan Ogden and S Rod Woodson) were named to the Pro Bowl. The Ravens' defense finished 2nd in the NFL, and in the team's 6-3 finish, Baltimore outscored opponents, 324-277.
- 2000...**
- 2/22** - The Ravens signed 7-time Pro Bowl TE Shannon Sharpe, an unrestricted free agent who had starred for 10 years with the Denver Broncos. Sharpe caught 552 passes for 6,983 yards and 44 TDs for Denver.
- 3/27** - NFL owners approved the sale of 49% of the Ravens to Anne Arundel County (MD) business executive Steve Bisciotti. In it, Bisciotti had an option to purchase the remaining 51% for \$325 million in 2004.
- 4/15** - The Ravens went for offense in the 2000 NFL Draft (65th), selecting Tennessee RB Jamal Lewis (5th overall), Florida WR Travis Taylor (10th overall), and Louisville QB Chris Redman (75th overall) with their 1st 3 picks.
- Sept.** - The Ravens opened the 2000 season with a 16-0 win at Pittsburgh in their last visit to Three Rivers Stadium on 9/3. They won 3 of their 1st 4 games, including a dramatic 39-36 win over Jacksonville (their 1st win over the Jaguars) and a 37-0 shutout over Cincinnati.
- Oct.** - Baltimore finished Oct. at 2-3, and did not score a TD during the month. Trent Dilfer replaced Tony Banks at QB on 10/29 vs Pittsburgh.
- Nov./Dec.** - Baltimore won its final 7 regular season games with a combined score of 193-63. On 11/26, Earnest Byner was the 1st inductee to the Ravens' Ring of Honor (Ravens won 44-7 vs. Cleveland). On 12/10, Art Modell was honored in pre-game ceremonies for his 40 years of ownership. That day, the Ravens' earned their 1st playoff berth, defeating San Diego, 24-3.
- 12/24** - The Ravens' defense set a 16-game record by allowing only 165 total points. Baltimore also set an NFL record by allowing only 970 yards rushing. The Ravens finished 12-4 after beating the New York Jets, 34-20, on Christmas Eve. Rookie RB Jamal Lewis rushed for a team record 1,364 yards in 2000.
- 12/31** - The Ravens defeated the Denver Broncos, 21-3, in an AFC Wild Card Playoff Game at PSINet Stadium, the 1st home playoff game in Baltimore since 1977. Jamal Lewis rushed for 110 yards on 30 carries and scored twice, while the defense allowed Denver's rushing attack only 42 yards on the ground.
- 2001...**
- 1/2** - LB Ray Lewis won NFL Defensive MVP honors from the *Associated Press*.



BALTIMORE RAVENS HISTORY

- 1/7** - The Ravens scored 14 4th quarter points to defeat Tennessee, 24-10, at Adelphia Coliseum to advance to the AFC Championship. The go-ahead TD was a 90-yard return by Anthony Mitchell off a blocked FG; then Ray Lewis scored on a 50-yard INT return to seal the win.
- 1/14** - The Ravens traveled to Oakland and defeated the Raiders, 16-3, in the AFC Championship game to advance to Super Bowl XXXV. TE Shannon Sharpe scored on an NFL postseason record 96-yard pass from Trent Dilfer. The Ravens limited the Raiders to 24 rushing yards.
- 1/28** - The Ravens defeated the New York Giants, 34-7, to capture their 1st World Championship in Super Bowl XXXV, played at Raymond James Stadium in Tampa, FL. Ray Lewis was named Super Bowl MVP and only Ron Dixon's 97-yard KOR for a TD averted a shutout against the Giants. A Super Bowl record was set when 3 TDs were scored in a span of 36 seconds, including Duane Starks' 49-yard INT return and Jermaine Lewis' 84-yard KOR.
- 1/30** - Over 200,000 people turned out on a cold, rainy day to attend the Baltimore Ravens' Victory Parade.
- 3/6** - The Ravens reached an agreement in principle on a 5-year contract with Elvis Grbac. Grbac had thrown for a career-high 4,169 yards and 28 TDs for Kansas City in 2000 and was named to his 1st Pro Bowl.
- 4/21** - The Ravens selected Arizona State TE Todd Heap with their 1st choice (31st overall) in the 2001 draft, and Baylor S Gary Baxter in the 2nd round (62nd overall). The Ravens held all of their own choices in each of the 7 rounds.
- July/Aug.** - The Ravens opened training camp as defending World Champions with the entire nation watching, as HBO's *Hard Knocks: Training Camp With the Baltimore Ravens* debuted with the Ravens as the featured team. RB Jamal Lewis and RT Leon Searcy suffered season-ending injuries in the 1st week of camp.
- 8/13** - The Ravens preseason game vs. the Eagles was canceled by NFL Commissioner Paul Tagliabue at Veterans Stadium because of hazardous field conditions.
- 9/9** - The Ravens won their 12th consecutive game and 2nd consecutive opener with a 17-6 win over the Chicago Bears at PSINet Stadium. On 9/11, the World Trade Center collapsed and the Pentagon was hit, following terrorist attacks.
- 10/21** - Matt Stover broke the NFL record for most consecutive games with a FG, snapping Fred Cox's old mark of 31, when he booted 2 3-pointers in a 24-14 loss to the Browns at Cleveland Browns Stadium. Stover's streak ended at 38 games with a FGA on 12/16 vs. Pittsburgh.
- 11/18** - TE Shannon Sharpe became the NFL's all-time leading pass-catching TE (surpassing Ravens executive VP and GM Ozzie Newsome's mark of 662), when Sharpe caught a 29-yard pass on the 5th play of the game vs. the Cleveland Browns. He finished the 2001 season with 692 career receptions for 8,604 yards — both all-time NFL highs for a TE.
- 12/2** - S Rod Woodson set an NFL record by returning a Peyton Manning INT 47 yards for a TD, his 10th career TD on an INT return, in a 39-27 win over the Colts. Woodson's TD snapped a tie with Ken Houston (9 career INTs for TDs).
- 12/23** - Corey Dillon of the Bengals rushed for 127 yards, snapping the Ravens' streak of 50 games (including playoffs) of not allowing a 100-yard rusher, the longest streak since the 1989-1992 Eagles had a 53-game streak. The Ravens scored their 3rd consecutive home shutout over the Bengals (16-0), the 1st time in 24 years (1975-77, Oakland over San Diego) that a team had 3 straight home shutouts over the same opponent.



LB Ray Lewis was named Super Bowl MVP after the Ravens' win (34-7) over the New York Giants.

BALTIMORE RAVENS HISTORY

- 2002...**
- 1/2** - Six Ravens were selected to play in the Pro Bowl, tying the team mark set in 1998. Selected were LB Ray Lewis, T Jonathan Ogden, DT Sam Adams, RS Jermaine Lewis, TE Shannon Sharpe and S Rod Woodson.
 - 1/7** - The Ravens played a postponed regular season game against Minnesota at Ravens Stadium and defeated the Vikings, 19-3, allowing Baltimore to advance to the playoffs. The game had been scheduled for Monday, 9/17, but was re-scheduled because of the 9/11 terrorist attack on the United States. The victory gave the Ravens a 10-6 record and clinched a Wild Card spot as the AFC's 5th seed. LB Peter Boulware set a team record with 4 sacks vs. the Vikings to finish as the AFC's leading sacker with 15.
 - 1/13** - The Baltimore Ravens traveled to Miami and defeated the Dolphins, 20-3, in an AFC Wild Card Playoff game. Baltimore set a playoff team record with 226 rushing yards on 50 carries. The Ravens became the 1st team in NFL history to win its 1st 5 playoff games. Only Joe Gibbs, who won his 1st 6 playoff games, surpassed Brian Billick's mark of 5 (tied with Tom Flores).
 - 1/20** - After 5 consecutive playoff wins (including the Super Bowl run in 2000), the Ravens were stopped at Heinz Field with a 27-10 loss to the Pittsburgh Steelers in the AFC Divisional Playoff game. The Steelers jumped to a 20-0 1st-half lead and stifled Baltimore's offense. Baltimore's only TD came when RS Jermaine Lewis set an NFL playoff record with an 88-yard punt return for a score in the 3rd quarter.
 - 4/20** - In the 67th Annual NFL Selection Meeting, the Ravens chose 10 players, many of whom made an immediate impact. Baltimore picked S Ed Reed (24th overall) out of Miami (FL) with its 1st pick and DE Tony Weaver (Notre Dame) with its 2nd (52nd overall). The Ravens had a total of 10 picks, 3 compensatory. Four days later, the Ravens signed UFA QB Jeff Blake, who would replace QB Chris Redman (back) following the 6th game of the 2002 season.
 - 5/15** - The Ravens and McDaniel College (formerly Western Maryland College) announced a 3-year contract extension to keep Ravens training camp in Westminster, MD through the 2004 season. The team has trained at the Westminster campus since the 1996 inaugural season.
 - 9/8** - With the youngest team in NFL history (19 1st-year players), the Ravens dropped their 1st 2 games at Carolina (10-7) and at home (9/15) vs. the Buccaneers (25-0). A moving tribute was paid to Hall of Famer Johnny Unitas prior to the game, and QB Chris Redman, a close friend and admirer, wore black hightops in honor of his hero. Johnny Unitas passed away on 9/11.
 - 9/30** - Chris McAlister ran into the NFL record books against Denver. With 1 second remaining in the 1st half, Broncos K Jason Elam's FGA was short. McAlister caught it in the end zone and returned it 107 yards for a TD – the then-longest play of any kind in league history. The previous record was 106 yards (3 KORs), last accomplished by Roy Green in 1979. Baltimore won 34-23. S Ed Reed blocked the 1st punt in Ravens history, leading to the Ravens' 2nd TD of the 2nd quarter against the Broncos.
 - 10/20** - Johnny Unitas and 7 of his Hall of Fame teammates were enshrined into the Ring of Honor at Ravens Stadium in front of a sellout crowd of 69,173 fans. Enshrined with Unitas were: WR Raymond Berry, RB Lenny Moore, DT Art Donovan, DE Gino Marchetti, TE John Mackey, OT Jim Parker and LB Ted Hendricks. A bronze statue of Unitas' likeness was sculpted by local Baltimore artist Frederick Kail and dedicated at Gate A, newly named *Unitas Plaza*. In a joint effort, the Baltimore Ravens, Art Modell, the Steve Bisciotti family, and others commissioned the project.
 - Nov.** - RS Lamont Brightful's 95-yard punt return was the longest PR in the NFL for the '02 season; S Ed Reed recorded a 2nd blocked punt, which he returned for a TD in the win vs. Tennessee, 13-12.
 - 12/29** - The Ravens lost their final game of the season at Pittsburgh (34-31) in a heart-breaking nailbiter. Hopes of a playoff berth ended, and the Ravens finished with a 7-9 record. Three Ravens players traveled to the Pro Bowl: T Jonathan Ogden, LB Peter Boulware and 1st-timer TE Todd Heap.



BALTIMORE RAVENS HISTORY

- 2003...Jan./Feb.** - Ozzie Newsome was named the NFL's 1st minority general manager. The Executive VP and GM promoted 3 members of his staff: Phil Savage, player personnel director; George Kokinis, pro personnel director; Eric DeCosta, college scouting director. Former Bears Hall of Fame LB Mike Singletary launched his coaching career when he was hired by the Ravens as LB coach. Art Modell entered his 43rd (and final) year in the NFL as a franchise owner.
- 4/26** - The Ravens had 11 draft picks going into the 68th Annual NFL Selection Meeting, 4 of which were compensatory picks. LB Terrell Suggs (Arizona State) was selected with the 1st pick (10th overall). In a draft-day trade with New England, the Ravens secured a 2nd 1st-round pick (19th overall) and selected QB Kyle Boller (California) in exchange for their 2nd-round pick in 2003 and their 1st-rounder in 2004.
- 5/6** - Ravens Stadium was re-named M&T Bank Stadium in a press conference held at the stadium. The 15-year \$75-million agreement included naming rights, as well as, jointly administered community-based programs. The then-147-year old M&T Bank was headquartered in Buffalo, N.Y.
- 9/2** - The average age of the Ravens was only 25.8 years at roster cutdown. Baltimore had 11 1st and 2nd-year players on the roster; 7 rookies and 11 2nd-year veterans. The average years of experience was just 4. The Ravens were the 3rd youngest team in the NFL (Cleveland, 24.8 and Chicago, 25.3).
- 9/14** - Baltimore rolled over the Cleveland Browns, 33-13, at M&T Bank Stadium. In that home opener, RB Jamal Lewis broke an NFL record with 295 yards rushing on 30 carries and 2 TDs – nailing 1 TD for 82 yards. In the game at Cleveland (12/21), Lewis rushed for 205 yards, setting the NFL mark for rushing yards in a season vs. the same team – 500 yards.
- 12/18** - A team-record 8 players were voted to the Pro Bowl (most-tied with the Chiefs): LB Ray Lewis, S Ed Reed, LB Peter Boulware, T Jonathan Ogden, TE Todd Heap, RB Jamal Lewis, CB Chris McAlister and LB/Special Teamer Adalius Thomas.
- 12/26** - Art Modell was inducted into the Ring of Honor at M&T Bank Stadium at the final game of the season, a 13-10 OT win over Pittsburgh. Baltimore finished 10-6, winning a 1st-ever AFC North Division title.
- 12/31** - Jamal Lewis and Ray Lewis were named AP's NFL Offensive and Defensive Players of the Year, respectively, while LB Terrell Suggs was named AP's NFL Defensive Rookie of the Year.
- 2004...**
- 1/3** - The Ravens lost, 20-17, to the Titans in the AFC Wild Card game at M&T Bank Stadium on Gary Anderson's game-winning kick (46-yard FG), with 29 seconds remaining.
- 2/4** - Jim Fassel, former head coach of the NY Giants, was named senior consultant/offense for the Baltimore Ravens. It marked the 1st time 2 Super Bowl head coaches were on the same team.
- 4/9** - The NFL approved Ravens new owner Steve Bisciotti's purchase of the club.
- 4/13** - Ravens and McDaniel College extended their partnership 6 years to keep training camp in Westminster through 2010. The deal includes installation of Sportex Momentum Turf on the college's main athletic field with both parties sharing costs.
- 4/24** - The Ravens had 10 draft picks (3 compensatory) in the 69th NFL Selection Meeting. Their 1st pick was traded in 2003 to NE for QB Kyle Boller (19). The



The NFL approved Ravens new owner Steve Bisciotti's purchase of the club in April of 2004.

BALTIMORE RAVENS HISTORY

Ravens selected DE/DT Dwan Edwards in the 2nd round (51st overall). The 3rd- and 5th-round selections (88 and 155) were traded to Min. for a 3rd rounder (82) to select WR Devard Darling (Washington State). OLB Roderick Green (Central Missouri State) was selected at the 153rd spot from Miami for the Ravens' 5th (160) and 7th (222).

- 9/12** - The Ravens opened the season on the road at Cleveland without the services of Pro Bowl T Jonathan Ogden and Baltimore lost (20-3) to its division rival in an upset. Baltimore struggled most of the season with injuries to key Pro Bowl-type players, with regular starters missing a total of 53 games.
- 10/4** - Former Ravens Pro Bowler DE Michael McCrary was inducted into the Smyth Jewelers Ring of Honor at halftime of the Ravens' Monday Night ABC contest vs. KC. The Chiefs won, 27-24. McCrary retired in 2002.
- 10/15** - Ravens moved into their new 200,000-sq.ft. training facility in Owings Mills, MD during the bye week. The new state-of-the-art headquarters is home to 200 Ravens employees.
- 12/22** - Five Ravens were named to the Pro Bowl: T Jonathan Ogden (8th), LB Ray Lewis (7th), S Ed Reed (2nd), CB Chris McAlister (2nd) and LB Terrell Suggs (1st).
- 2005...**
- 1/2** - Finishing the 2004 season with a 9-7 record, the Ravens fell 1 game short of the playoffs. Baltimore produced a 6-2 mark at M&T Bank Stadium and a 3-5 record on the road. Injuries caused regular starters to miss 53 games, including the entire season for Pro Bowl LB Peter Boulware. Other Pro Bowlers who missed considerable time included: TE Todd Heap (10), RB Jamal Lewis (4), LT Jonathan Ogden (4), and CB Deion Sanders (7). C Mike Flynn missed the 1st 7 games.
- 1/7** - S Ed Reed was named NFL Defensive Player of the Year by the *Associated Press*, becoming the 2nd Raven in as many years to win the award. LB Ray Lewis won the award twice (2000, 2003).
- 1/12** - Jim Fassel and Rex Ryan (1/20) were promoted to offensive and defensive coordinators, respectively. Clarence Brooks (formerly with Miami) replaced Rex Ryan as DL coach. Chris Foerster (former Miami offensive coordinator) was named offensive line/assistant head coach. Rick Neuheisel was named QB coach. Fassel's son, John, was hired as an offensive assistant.
- 3/7** - Four UFAs signed with the Ravens, including 2 Pro Bowlers from the Titans: WR Derrick Mason and CB Samari Rolle (3/7). G Keydrick Vincent (3/11) and LB Tommy Polley (4/11) also signed. Mason led the Ravens with a team-high and franchise-record 86 catches for 1,073 yards. Rolle was 2nd on the team with passes defended (14).
- 4/24** - The Ravens had 7 draft picks (1 compensatory) in the 70th NFL Selection Meeting. With their 1st pick (22nd overall), they selected WR Mark Clayton out of Oklahoma. Clayton brought renewed excitement to the receiving corps, started 10 of 14 games as a rookie and was 3rd among Ravens receivers (44-471-10.7-2 TDs), setting rookie franchise records for receptions and receiving yards.
- 2006...**
- 1/1** - Baltimore finished with a disappointing 6-10 record, going 6-2 at home and netting 0 wins on the road. The 67 games lost to injured starters were 3rd most in the NFL, with 10 games to Ray Lewis (thigh), 6 to Ed Reed (ankle) and 7 to Kyle Boller (toe). Season highlights included 2 national games, a 48-3 win over Green Bay (12/19) and a 30-23 win against Min. (12/25) on Christmas night that knocked the Vikings out of the playoffs. One of the victories was a 16-13 OT win over the eventual Super Bowl Champion Steelers.
- 1/11** - Five new coaches joined the Ravens: Frank Gansz, Jr. (special teams coordinator), Mark Carrier (secondary), Mike Johnson (wide receivers), Tony Nathan (running backs) and Greg Roman (assistant offensive line). John Fassel was promoted to assistant special teams coach (formerly an offensive assistant).



BALTIMORE RAVENS HISTORY

- 2/12** - LT Jonathan Ogden started his 9th-straight Pro Bowl.
- 3/14** - On this date (through 3/24), the Ravens signed 4-time Pro Bowl DE Trevor Pryce (Den.), DT Justin Bannan (Buf.), RB Mike Anderson (Den.), LB Gary Stills (KC), who earned Pro Bowl honors as a special teamer in '03, DB Corey Ivy (STL) and P Leo Araguz. Re-signed LB Bart Scott.
- 3/15** - Pro Bowl LB Peter Boulware's contract was terminated on this date. Just 8 months later, Boulware was inducted into the Smyth Ring of Honor in an emotional halftime ceremony. In addition to family and former teammates, he was joined by Steve Bisciotti and Art Modell (Ravens owner and former owner). Peter's younger brother Michael, a Seattle Seahawks' safety, spoke in personal terms to his brother in a pre-recorded message that was shown on the SMARTVISION video boards. Boulware, genuinely moved, spoke to the crowd of 69,143 Ravens fans. Baltimore defeated Cincinnati, 26-20, and carried a 6-2 record into the 2nd half of the season. Re-signed was Pro Bowler RB Jamal Lewis.
- 4/29** - At the 71st NFL Selection Meeting, the Ravens chose Oregon DT Haloti Ngata, the 13th 1st-round choice in Ravens history, who was described by GM Ozzie Newsome "as a block of granite." Baltimore drafted 5 defensive players, 4 offensive, and a punter who could also kick off. The Ravens had 10 selections, including 4 compensatory.
- 6/8** - Three-time Pro Bowler and 2003 co-MVP QB Steve McNair joined the Ravens in a trade with Tennessee in exchange for a 2007 Baltimore draft pick McNair started at QB for the Ravens and became just the 3rd player in NFL history to throw for 30,000 career passing yards and 3,500 rushing yards. He joined Hall of Famers Fran Tarkenton and Steve Young in that group.
- 9/10** - Baltimore shut out Tampa Bay (27-0) in the opener at Raymond James Stadium and posted a 2nd shutout versus Pittsburgh (also 27-0) on Nov. 26.
- 10/16** - Head coach Brian Billick took over coordinating the offense after the Ravens lost 2 in a row, falling to 4-2. Baltimore won 5-straight games and 4 out of the last 5 contests.
- 10/29** - Both CB Ronnie Prude and S Dawan Landry returned 12-yard INTs for TDs at New Orleans. Baltimore went on to win, 35-22, with the help of the 2 rookies.
- 11/5** - Former Ravens LB Peter Boulware was inducted into the Smyth Ring of Honor at M&T Bank Stadium in an emotional halftime ceremony.
- 12/22** - Three Ravens were named as starters in the Pro Bowl: T Jonathan Ogden, LB Adalio Thomas and S Ed Reed. CB Chris McAlister and LB Terrell Suggs received Pro Bowl nods as reserves. LB Ray Lewis and QB Steve McNair were named as backups, but were replaced [because of injuries] with LB Bart Scott and the Titans' QB Vince Young, respectively.
- 12/24** - For the 1st time in Ravens history, Baltimore swept AFC North rival Pittsburgh at Heinz Field, 31-7, after posting an earlier shutout on Nov. 26, 27-0, at M&T Bank Stadium. The Ravens' defense dominated Pittsburgh in both games, sacking QB Ben Roethlisberger 14 times and intercepting him 4.
- 12/31** - The Ravens finished 13-3, earning the AFC North Division title and a bye week prior to the AFC Divisional Playoffs. The Ravens' 1st-ranked defense was elite: 1st in points allowed (201, including just 64 [9.1 per game] in final 7 games – 26 teams allowed 300 or more points for season); 1st in total defense (264.1 yards); 1st inside the 20 (33.3% TDs allowed); fewest 3rd downs converted (28.8%) and fewest 1st downs permitted (236); 1st in takeaways/giveaways (+17) – 2nd in takeaways (40 to Chicago's 44); 1st in INTs (28, including 5 for TDs); and 2nd in sacks (60 to San Diego's 61). The offense led the NFL in



Baltimore swept the Pittsburgh Steelers, 27-0 (M&T Bank Stadium) and 31-7 at Heinz Field, for a 58-7 point differential. LB Bart Scott posted 1.5 sacks of QB Ben Roethlisberger.

BALTIMORE RAVENS HISTORY

- 2007...**
- 1/13** - In a Divisional Playoff game that provided great angst for Baltimore's loyal fans, the Ravens were on the wrong side of a 15-6 decision vs. Indianapolis. Not 1 TD was scored in this kicking contest of a playoff game between Baltimore's Matt Stover and the Colts' Adam Vinatieri.
 - 1/17** - Head coach Brian Billick signed a new 4-year contract with the Ravens. Defensive coordinator Rex Ryan signed a new 2-year deal with the Ravens.
 - 3/9** - In a trade with Buffalo for 3 draft picks, RB Willis McGahee was signed to a 6-year contract with the Ravens.
 - 4/28-29** - At the 72nd NFL Selection Meeting in NY, the Ravens made the following choices: 1st round (29th overall) G Ben Grubbs from Auburn, 3a (74th overall) WR Yamon Figurs from Kansas State, 3b (86th overall) OL Marshal Yanda from Iowa, 4a (134th overall) LB Antwan Barnes from Florida International, 4b (137th overall) FB Le'Ron McClain from Alabama, 5th round (174th overall) QB Troy Smith from Ohio State and 6th round (207th overall) LB Prescott Burgess from Michigan. Barnes, McClain, Smith and Burgess were compensatory picks for the loss of free agents S Will Demps (NYG), NT Maake Kemoeatu (Car.), RB Chester Taylor (Min.) and DE Anthony Weaver (Hou.), after the 2005 season.



On April 29, 2007, G Ben Grubbs (D1, 29th overall, Auburn) held a press conference at the Ravens' facility in Owings Mills. Grubbs (shown with the hat), posed with a No. 1 jersey. Grubbs is with Brian Billick to his right, and Ozzie Newsome and Eric DeCosta to his left. Grubbs said: "I would just like to thank the organization for selecting me in the first round. I know it took a lot for Mr. Newsome to pick an Auburn guy, but I think we're going to become best friends now. We have something in common - the State of Alabama. I've heard a lot of great things about him and the organization. I'm just excited to be here; this is a

dream come true, and I'm thankful." Newsome on the Alabama-Auburn rivalry: "You can see he's [here]; he's very bright-eyed and looks like he's ready to line up and play at this moment, which is what we expect from him. I'm sure over the course of the next two or three years there will be a lot of Alabama - Auburn jokes that will go between the two of us. I can start off by saying 'I never lost to Auburn,' but he'll probably say he's 'never lost to Alabama.' So, we're kind of even right now."

RING OF HONOR, PRESENTED BY SMYTH JEWELERS

2006 - LB Peter Boulware

2005 - No Inductees

2004 - DE Michael McCrary

2003 - Art Modell

2002 - 8 Baltimore Colts: QB Johnny Unitas, WR Raymond Berry, RB Lenny Moore, DT Art Donovan, DE Gino Marchetti, TE John Mackey, OT Jim Parker and LB Ted Hendricks (all NFL Hall of Famers).

2001 - RB Earnest Byner

The Ravens' Ring of Honor, presented by Smyth Jewelers, salutes special inductees at M&T Bank Stadium with banners. Each is recognized for their extraordinary contributions to the NFL, the Baltimore Ravens and the community.

PRIME TIME RAVENS

REGULAR SEASON

Total National Games	24
Total Wins	11
Total Losses	13
Sunday Wins	7
Sunday Losses	7
Monday Wins	4
Monday Losses	3
Thursday Losses	2
Saturday Losses	1

2006

Mon., 10/9	Baltimore at Denver L 3-13 (N, ESPN)
Thu., 11/30	Baltimore at Cincinnati L 7-13 (N, NFL Network)

2005

Sun., 9/11	Indianapolis at Baltimore L 7-24 (N, ESPN)
Mon., 10/31	Baltimore at Pittsburgh L 19-20 (N, ABC)
Mon., 12/19	Green Bay at Baltimore W 48-3 (N, ABC)
Sun., 12/25	Minnesota at Baltimore W 30-23 (N, ESPN)

2004

Mon., 10/4	Kansas City at Baltimore L 24-27 (N, ABC)
Sun., 10/10	Baltimore at Washington W 17-10 (N, ESPN)
Sun., 11/7	Cleveland at Baltimore W 27-13 (N, ESPN)
Sun., 12/19	Baltimore at Indianapolis L 10-20 (N, ESPN)

2003

Sun., 11/9	Baltimore at St. Louis L 22-33 (N, ESPN)
Sun., 12/28	Pittsburgh at Baltimore W 13-10 OT (N, ESPN)

2002

Mon., 9/30	Denver at Baltimore W 34-23 (N, ABC)
Sun., 10/6	Baltimore at Cleveland W 26-21 (N, ESPN)

2001

Mon., 11/12	Baltimore at Tennessee W 16-10 (N, ABC)
Sun., 12/16	Pittsburgh at Baltimore L 21-26 (N, ESPN)

Sat., 12/29	Baltimore at Tampa Bay L 10-22 (N, ABC)
Mon., 1/7	Minnesota at Baltimore W 19-3 (N, ABC)

2000

Sun., 9/17	Baltimore at Miami L 6-19 (N, ESPN)
Sun., 10/8	Baltimore at Jacksonville W 15-10 (N, ESPN)

1999

Thu., 10/21	Kansas City at Baltimore L 8-35 (N, Baltimore)
-------------	---

1998

Sun., 9/27	Cincinnati at Baltimore W 31-24 (N, ESPN)
-------------------	--

1997

Sun., 11/9	Baltimore at Pittsburgh L 0-37 (N, ESPN)
------------	---

1996

Sun., 10/13	Baltimore at Indianapolis L 21-26 (N, ESPN)
-------------	--

2007 PRIME TIME (REGULAR SEASON)*

DAY, DATE	OPPONENT	TIME	NETWORK
Mon., 9/10	at Cincinnati	7:00 PM	ESPN
Mon., 11/5	at Pittsburgh	8:30 PM	ESPN
MON., 12/3	NEW ENGLAND	8:30 PM	ESPN
SUN., 12/9	INDIANAPOLIS	8:15 PM	NBC

In 2006, the Ravens earned a 13-3 record and were the AFC North Champions. Baltimore split the series with the Bengals last season, but still holds a 13-9 advantage over its Ohio rival. The Ravens will travel again to Cincinnati in 2007 to open the regular season on Monday, 9/10 on ESPN. Gangtacklers include (l to r), LBs Terrell Suggs, Ray Lewis and Bart Scott, all Pro Bowlers in 2006.



* PRESEASON NATIONAL GAME ON NBC
SUN., AUG. 19 VS. NY GIANTS

BALTIMORE RAVENS ALL-TIME ROSTER

#PUP • \$SUSPENDED • *INJ. RESERVE • &ACTIVE, BUT DNP • %RESERVE, NFI

12 Abney, Derek (WR/RS)Kentucky, 2004*	72 Cook, Damion (OT)Bethune-Cookman, 2002-04
95 Adams, Sam (DT)Texas A&M, 2000-01	23 Cotton, Kenyon (FB)S.W. LA, 1997-98
43 Adams, Vashone (S)Eastern Michigan, 1996	51 Croel, Mike (LB)Nebraska, 1996
82 Alexander, Derrick (WR)Michigan, 1996-97	1 Cunningham, Randall (QB)UNLV, 2001
29 Allen, Terry (RB)Clemson, 2001	72 Dafney, Bernard (OL)Tennessee, 1997
66 Anderson, Bennie (OL)Ten. St., 2001-04	91 Dalton, Lionel (DT)Eastern Michigan, 1998-2001
14 Anderson, Derek (QB)Oregon State, 2005	30 Daniel, Eugene (CB)Louisiana State, 1997
38 Anderson, Mike (RB)Utah, 2006	53 Daniels, Dexter (LB)Florida, 1996
88 Armour, Justin (WR)Stanford, 1999	30 Daniels, P.J. (RB)Georgia Tech, 2006
70 Arvie, Herman (OL)Grambling, 1996	81 Darling, Devard (WR)Wash. St., '04*, 2005-06
74 Atkins, James (OL)S.W. Louisiana, 1997-99	56 Davis, Anthony (LB)Utah, 2000
30 Ayanbadejo, Obafemi (FB)San Diego St., 1999-2001	86 Davis, Billy (WR)Pittsburgh, 1999-2000
35 Bailey, Robert (DB)Miami (FL), 2000	85 DeLong, Greg (HB)North Carolina, 1999
23 Baldwin, Randy (RB)Mississippi, 1996	47 Demps, Will (S)San Diego St., 2002-04, 05*
12 Banks, Tony (QB)Michigan St., 1999-2000	60 DeVries, Jed (OL)Utah State, 1996*
94 Bannan, Justin (DT)Colorado, 2006*	8 Dilfer, Trent (QB)Fresno State, 2000
80 Bannister, Alex (WR)Eastern Kentucky, 2006	87 Dinkins, Darnell (TE)Pittsburgh, 2004-05
28 Baxter, Gary (DB)Baylor, 2001-04	94 Douglas, Marques (DL)Howard, 1999, 2001-04
76 Bernstein, Alex (OL)Amherst, 1997	36 Dowden, Corey (DB)Grambling, 1996
89 Bishop, Harold (TE)Louisiana State, 1996	40 Edison, Pedro (TE)E. Tenn. State, 2000*
69 Blackshear, Jeff (G)N.E. Louisiana, 1996-99	93 Edwards, Dwan (DT)Oregon State, 2004-06
11 Blake, Jeff (QB)East Carolina, 2002	8 Elling, Aaron (K)Wyoming, 2005
74 Bobo, Orlando (OL)N.W. Louisiana, 2000-01	72 Ellison, Atiyah (DT)Missouri, 2006*
7 Boller, Kyle (QB)California, 2003-06	61 Elmore, John (OL)Texas, 1997&
70 Bolling, Nate (DT)Wake Forest, 2003	85 Ethridge, Ray (WR)Pasadena City, 1996-97
36 Booth, Issac (DB)California, 1996	29 Evans, Charles (FB)Clark U. (Atl.), 1999-2000
58 Boulware, Peter (LB)Florida St. 1997-2003, 04#, 05	61 Everitt, Steve (C)Michigan, 1996
24 Brady, Donny (DB)Wisconsin, 1996-98	62 Flynn, Mike (OL)Maine, 1997&, 1998-2006
22 Brew, Dorian (CB)Kansas, 1996-97	71 Folau, Spencer (OT)Idaho, 1996#, 1997-2000
57 Brigance, O.J. (LB)Rice, 2000	78 Footman, Dan (DL)Florida State, 1996
45 Brightful, Lamont (RS)E. Washington, 2002-03	91 Fortune, Elliott (DL)Georgia Tech, 1996
16 Britton, Eddie (WR)Central State Ohio, 1997*	91 Franklin, Aubrayo (DT)Tennessee, 2003-06
44 Brookins, Jason (RB)Lane College, 2000*-01	97 Frase, Paul (DE)Syracuse, 1998
77 Brooks, Ethan (OT)Williams College, 2003-04	94 Frederick, Mike (DL)Virginia, 1996-98
90 Brown, Cornell (LB)VA Tech, 1997-2000; 2002-04	26 Fuller, Corey (CB/S)Florida State, 2003-04
18 Brown, Curtis (WR)Alabama, 1996*	35 Gardner, Carwell (FB)Louisville, 1996
60 Brown, Jason (OL)North Carolina, 2005-06	32 Gash, Sam (FB)Penn State, 2000-02
78 Brown, Orlando (OT)S.C. St. 1996-98, 2003-04, 05*	61 Gibson, Gary (DT)Rutgers, 2005*
90 Burnett, Rob (DE)Syracuse, 1996-2001	73 Goad, Tim (DT)North Carolina, 1996
85 Burrough, Jonathan (TE)New Mexico, 2001	62 Goas, Leo (OL)Hawaii, 1997
38 Butler, Robb (DB)Robert Morris, 2005	50 Goganious, Keith (LB)Penn State, 1996
21 Byner, Earnest (RB)East Carolina, 1996-97	34 Graham, Jay (RB)Tennessee, 1997-99
56 Caldwell, Mike (LB)Middle Tenn. St., 1996	18 Grbac, Elvis (QB)Michigan, 2001
22 Carter, Dale (DB)Tennessee, 2004%, 2005	86 Green, Eric (TE)Liberty, 1996-98
10 Case, Stoney (QB)New Mexico, 1999	95 Green, Howard (DT)LSU, 2002
65 Cavil, Ben (OL)Oklahoma, 1997-98	33 Green, Justin (FB)Montana, 2005, 06*
65 Caylor, Drew (OL)Stanford, 2005*	54 Green, Roderick (LB)Central Missouri St., 2004-05
92 Chase, Martin (DT)Oklahoma, 1998*-99	97 Gregg, Kelly (DL)Okl., 2000#, 2001-06
65 Chester, Chris (G/C)Oklahoma, 2006	58 Haley, Dennis (LB)Virginia, 2005-06
55 Clark, Sedric (LB)Tulsa, 1996	81 Hambrick, Kenyon (WR)Alabama A&M, 2001&
89 Clayton, Mark (WR)Oklahoma, 2005-06	4 Harbaugh, Jim (QB)Michigan, 1998
81 Coates, Ben (TE)Livingstone, 2000	51 Harris, Bernardo (LB)N. Carolina, 2002-03*
53 Cody, Dan (LB/DE)Oklahoma, 2005*, 06*	45 Harris, Corey (S)Vanderbilt, 1998-01
63 Collins, Mike (G)Wake Forest, 2002	48 Hartley, Frank (TE)Illinois, 1996
49 Collins, Ryan (TE)St. Thomas (MN), 1999	56 Hartwell, Edgerton (LB)Western Illinois, 2001-04



BALTIMORE RAVENS ALL-TIME ROSTER

86	Heap, Todd (TE)	Arizona State, 2001-06	99	McCrary, Michael (DE)	W. Forest, 1997-2001-02*
70	Hellestrae, Dale (LS)	So. Methodist, 2001	9	M ^c Nair, Steve (QB)	Alcorn State, 2006
67	Hernandez, Adam (OL)	Yale, 1998	21	Metcalf, Eric (RB)	Texas, 1996-98
20	Herring, Kim (S)	Penn State, 1997-2000	97	Missouri, Dwayne (DE)	Northwestern, 2001•
33	Hoard, Leroy (RB)	Michigan, 1996	42	Mitchell, Anthony (DB)	Tuskegee, 1999&2002
33	Holmes, Priest (RB)	Texas, 1997-2000	60	Mitchell, Jeff (C)	FLA, 1997*, 1998-2000
15	Horsey, Albert (WR)	Delaware State, 2001*	19	Mitchell, Scott (QB)	Utah, 1999
66	Hudson, John (LS)	Auburn, 2000	9	Montgomery, Greg (P)	Michigan State, 1996-97
33	Hughley, Delvin (CB)	Jacks'ville St., 2001&	84	Moore, Clarence (WR)	Northem Arizona, 2004-06
23	Hunter, Dameron (RB)	Utah, 2002	27	Moore, Stevon (S)	Mississippi, 1996-99
23	Hunter, Earnest (RB)	S.E. Oklahoma, 1996	33	Morris, Byron <i>Bam</i> (RB)	Tex. Tech, 1996-97
84	Hunter, Javin (WR)	Notre Dame, 2002&, 2003*	33	Morrow, Harold (FB)	Auburn, 2003-04
80	Hymes, Randy (WR)	Grambling St., 2002-05	27	Mouton, Cash (CB)	LA-Monroe, 2005*
64	Isaia, Sale (G)	UCLA, 1996, 1997-98*	34	Mughelli, Ovie (FB)	Wake Forest, 2003-04*-06
87	Ismail, Qadry (WR)	Syracuse, 1999-2001	64	Multitalo, Edwin (G)	Arizona, 1999-05, 06*
35	Ivy, Corey (CB)	Oklahoma, 2006	11	Nash, Marcus (WR)	Tennessee, 1999, 2000&
50	Jackson, Brad (LB)	Cincinnati, 1998-2001	63	Ndukwe, Ikechuku (G)	Northwestern, 2006
81	Jackson, Michael (WR)	Southern Miss., 1996-98	6	Nedney, Joe (K)	San Jose St., 1999&
25	Jenkins, DeRon (DB)	Tennessee, 1996-99	56	Nelson, Jim (LB)	Penn State, 2005
6	Jenkins, J.R. (K)	Marshall, 2002	67	Neujahr, Quentin (C)	Kansas State, 1996-97
55	Johnson, J.R. (LB)	Syracuse, 2002	92	Ngata, Haloti (NT)	Oregon, 2006
95	Johnson, Jarret (DE)	Alabama, 2003-06	42	Norton, Zach (CB)	Cincinnati, 2004*-05*
85	Johnson, Kevin (WR)	Syracuse, 2004	95	Nugent, Dave (DE)	Purdue, 2002
11	Johnson, Patrick (WR)	Oregon, 1998-2001, 2004-05	89	Ofodile, A.J. (TE)	Missouri, 1996#, 1997-99
83	Johnson, Ron (WR)	Minnesota, 2002-03	87	Ogden, Jeff (WR)	Eastern Washington, 2003
50	Johnson, Tim (LB)	Youngstown State, 2006	75	Ogden, Jonathan (OT)	UCLA, 1996-2006
97	Jones, James (DL)	Northern Iowa, 1996-98	25	Oglesby, Evan (CB)	North Alabama, 2005-06
88	Jones, John (TE)	Indiana (PA), 2000-03	56	Olsovsky, Jerry (LB)	Pittsburgh, 1998
31	Jones, Rondell (S)	North Carolina, 1997	6	Otis, Scott (QB)	Glenville St. (WV), 1996
82	Jones, Terry (TE)	Alabama, 2002-05	91	Parker, Riddick (DE)	N. Carolina, 2002-03
66	Jones, Tony (OT)	Western Carolina, 1996	79	Pashos, Tony (OT)	Illinois, 2003-06
70	Katula, Matt (LS)	Wisconsin, 2005-06	59	Payne, Rod (C)	Michigan, 2000
92	Kemoeatu, Maake (DT)	Utah, 2002-05	53	Peters, Tyrell (LB)	Oklahoma, 1997-99
12	Kight, Danny (K)	Augusta State, 2001	81	Pierce, Aaron (TE)	Washington, 1999
88	Kinchen, Brian (TE)	Louisiana St., 1996-98	24	Pittman, David (CB)	Northwestern St, 2006
34	Knight, Tom (CB)	Iowa, 2002-03	98	Pleasant, Anthony (DE)	Tennessee St., 1996
4	Koch, Sam (P)	Nebraska, 2006	43	Poindexter, Anthony (S)	Virginia, 1999&*, 2000
57	Kopp, Jeff (LB)	USC, 1998, 1999&	50	Polley, Tommy (LB)	Florida State, 2005
74	Kracalik, Mike (OT)	San Diego State, 2006	24	Porter, Alvin (DB)	Oklahoma St., 2001-02
37	Lake, Carnell (S)	UCLA, 2001	42	Potts, Roosevelt (FB)	N.E. Louisiana, 1998
26	Landry, Dawan (S)	Georgia Tech, 2006	76	Powell, Carl (DE)	Louisville, 2000
38	Langham, Antonio (DB)	Alabama, 1996-97	59	Powell, Craig (LB)	Ohio State, 1996
82	LeBel, Harper (TE)	Colorado State, 1998	27	Pruide, Ronnie (CB)	Louisiana St., 2006
31	Lewis, Jamal (RB)	Tenn., 2000-01*-06	90	Pryce, Trevor (DT)	Clemson, 2006
84	Lewis, Jemaine (WR)	Maryland, 1996-00, 2001*	80	Purnell, Lovett (TE)	West Virginia, 1999
52	Lewis, Ray (LB)	Miami 1996-2002*-04, 05*-06	61	Rabach, Casey (C/G)	Wisc., 2001&-02-04
1	Lindsay, Everett (OL)	Mississippi, 1999	7	Redman, Chris (QB)	Louisville, 2000-03
50	Lopez, Nicholas (LB)	Texas Southern, 1997	20	Reed, Ed (S)	Miami, 2002-06
35	Love, Clarence (DB)	Toledo, 1999&-2000	32	Rhett, Errict (RB)	Florida, 1998-99
39	Luchey, Nick (FB)	Miami, 2006	39	Ricard, Alan (FB)	N.E. LA, 2000#-02-04, 05*
95	Lyle, Rick (DL)	Missouri, 1996	5	Richardson, Kyle (P)	Arkansas State, 1998-2001
29	Lyons, Lamar (DB)	Washington, 1997	14	Richardson, Wally (QB)	Penn State, 1997&, 1998
59	Maese, Joe (LS)	New Mexico, 2001-04	9	Richey, Wade (K)	Louisiana State, 2003-04
29	Martin, Derrick (CB)	Wyoming, 2006	69	Rimpf, Brian (G)	E. Carolina, 2004-05, 06*
85	Mason, Derrick (WR)	Michigan State, 2005-06	30	Robertson, Rob (FB)	Nor'western St. (LA), 1998*
21	McAlister, Chris (CB)	Arizona, 1999-2006	61	Robinson, Kareem (DE)	Tenn.-Chattanooga, 1998*
54	McCloud, Tyrus (LB)	Louisville, 1997-98	87	Robinson, Marcus (WR)	So. Carolina, 2003

BALTIMORE RAVENS ALL-TIME ROSTER

83	Roe, James (WR) Norfolk State, 1996-98	96	Thomas, Adalius (DE/LB) . . So. Miss., 2000-06
22	Rolle, Samari (CB) Florida State, 2005-06	72	Thomas, Benard (DE) Nebraska, 2005
40	Ross, Cory (RB) Nebraska, 2006	65	Thomas, Jason (G) Hampton, 2002
93	Salave'a, Joe (DT) Arizona, 2003	37	Thompson, Bennie (DB) . . Grambling, 1996-99
36	Sams, B.J. (DB/RS) McNeese St., 2004-05, 06*	16	Thompson, Germany (WR) New Mexico, 2000&
37	Sanders, Deion (CB) Florida State, 2004-05	38	Trapp, James (DB) Clemson, 1999-2002
81	Sanders, Frank (WR) Auburn, 2003	29	Turner, Eric (DB) UCLA, 1996
42	Sapp, Gerome (S) Notre Dame, 2003, 2006	87	Turner, Floyd (WR) . . Nor'western St. (LA), 1996, 1998
80	Savoy, Phil (WR) Colorado, 1998#	77	Vickers, Kipp (OL) Miami, 2000-01
57	Scott, Bart (LB) Southern Illinois, 2002-06	68	Vincent, Keydrick (G) Miss., 2005*-06
72	Searcy, Leon (T) Miami (FL), 2001*	44	Vinson, Tony (RB) Towson, 1997-1998*, 1999
93	Sears, Corey (DL) Mississippi State, 1996*	33	Waddell, Reggie (DB) W. Illinois, 2001
82	Sharpe, Shannon (TE) . . . Savannah St., 2000-01	82	Wainright, Frank (TE) Northern Col., 1999-2000
55	Sharper, Jamie (LB) Virginia, 1997-2001	38	Walls, Raymond (CB) So. Miss., 2003-04
87	Singleton, Nate (WR) Grambling, 1997	46	Ward, B.J. (S) Florida State, 2005
98	Siragusa, Tony (DT) Pittsburgh, 1997-2001	95	Ward, Chris (DL) Kentucky, 1997
53	Slaughter, T.J. (LB) Southern Mississippi, 2003-04	93	Washington, Keith (DE) UNLV, 1997-2000
96	Smith, Fernando (DE) Jackson State, 1999	98	Weaver, Anthony (DE) . . . Notre Dame, 2002-05
51	Smith, Mike (LB) Texas Tech, 2005*, 06*	79	Webster, Larry (DL) Maryland, 1996&, 1997-2001
32	Smith, Musa (RB) GA, 2003-04*, 05*, 06*	30	White, Jamel (RB) South Dakota, 2004-05
88	Smith, Trent (TE) Oklahoma, 2003*- 04#	83	Wilcox, Daniel (TE) Appalachian St., 2004, 05*, 06
43	Solwold, Mike (LS) Wisconsin, 2003-04	54	Wilkinson, Calvin (LB) Temple, 2000*
14	St. Pierre, Brian (QB) . . . Boston College, 2005	80	Williams, Calvin (WR) Purdue, 1996
11	Stark, Jon (QB) Trinity Int'l., 1996*	49	Williams, Chad (S) . . . So. Mississippi, 2002-05
22	Starks, Duane (CB) Miami, 1998-2001	87	Williams, Demetrius (WR) Oregon, 2006
41	Staten, Ralph (S) Alabama, 1997-98	76	Williams, Erik (OL) Central St.(OH), 2001
10	Stewart, Kordell (QB) Colorado, 2004-05	57	Williams, Jerroll (LB) Purdue, 1996
56	Stills, Gary (LB) West Virginia, 2006	36	Williams, John (CB) Southern, 1997-98
80	Stokley, Brandon (WR) SW Louisiana, 1999-2002	23	Williams, Moe (RB) Kentucky, 2001
3	Stover, Matt (PK) LA Tech, 1996-2006	72	Williams, Sammy (OL) OK, 1998*-99&, 2000-01
55	Suggs, Terrell (LB) Arizona State, 2003-06	63	Williams, Wally (OL) . . . Florida A&M, 1996-98
54	Sutter, Ed (LB) Northwestern, 1996	23	Winborne, Jamaine (DB) . . Virginia, 2005%, 06
70	Swayne, Harry (OL) Rutgers, 1999-2000	59	Woodfin, Zac (LB) Ala.-Birmingham, 2005
88	Sypniewski, Quinn (TE) Colorado, 2006	26	Woodson, Rod (CB) Purdue, 1998-2001
63	Szalay, Thatcher (C) Montana, 2005	2	Wright, Anthony (QB) . . . S. Carolina, 2002-03-04&, 05
22	Tate, Robert (CB) Cincinnati, 2002	85	Wynn, Milton (WR) . . . Washington State, 2002
29	Taylor, Chester (RB) Toledo, 2002-05	80	Yarborough, Ryan (WR) Wyoming, 1997-98
92	Taylor, Leland (DL) Louisville, 1997	15	Zastudil, Dave (P) . . . Ohio University, 2002-05
54	Taylor, Shannon (LB) Virginia, 2001-02	10	Zeier, Eric (QB) Georgia, 1996-98
89	Taylor, Travis (WR) FLA, 2000-01*-02-04	70	Zielinski, Matt (DT) Duke, 2004*
78	Terry, Adam (OT) Syracuse, 2005-06	63	Zitelli, Emmett (C) Purdue, 1999
12	Testaverde, Vinny (QB) Miami, 1996-97		

The all-time alphabetical roster (above) lists the last-known jersey number worn by a Baltimore Ravens' player. The all-time numerical roster on the following 2 pages lists all of the jersey numbers worn by a Baltimore Ravens' player. An example would be DT Kelly Gregg who has worn both 73 and 97 jerseys.

#PUP • \$SUSPENDED • *INJ. RESERVE • &ACTIVE, BUT DNP • %RESERVE, NFL



RAVENS ALL-TIME ROSTER BY JERSEY NO.

1 Cunningham, Randall QB	Williams, Moe RB	Langham, Antonio DB
2 Wright, Anthony QB	Winborne, Jamaine DB	Trapp, James DB
3 Stover, Matt PK	24 Brady, Donny DB	Walls, Raymond CB
4 Harbaugh, Jim QB	Pittman, David CB	39 Luchey, Nick FB
Koch, Sam P	Porter, Alvin DB	Ricard, Alan FB
5 Richardson, Kyle P	25 Jenkins, DeRon DB	40 Edison, Pedro TE
6 Jenkins, J.R. K	Oglesby, Evan CB	Ross, Cory RB
Nedney, Joe K	26 Fuller, Corey CB/S	41 Staten, Ralph S
Otis, Scott QB	Landry, Dawan S	42 Mitchell, Anthony DB
7 Boller, Kyle QB	Woodson, Rod CB	Norton, Zach CB
Redman, Chris QB	27 Holmes, Priest RB	Potts, Roosevelt FB
8 Boller, Kyle QB	Moore, Stevon S	Sapp, Jerome S
Dilfer, Trent QB	Mouton, Cash CB	43 Adams, Vashone S
Elling, Aaron K	Prude, Ronnie CB	Poindexter, Anthony S
9 McNair, Steve QB	Sapp, Jerome S	Solwold, Mike LS
Montgomery, Greg P	28 Baxter, Gary DB	44 Brookins, Jason RB
Richey, Wade K	McAlister, Chris CB	Vinson, Tony RB
10 Case, Stoney QB	29 Allen, Terry RB	Wilcox, Daniel TE
Stewart, Kordell QB	Evans, Charles FB	45 Brightful, Lamont RS
Zeier, Eric QB	Lyons, Lamar DB	Harris, Corey S
11 Blake, Jeff QB	Martin, Derrick CB	46 Ward, B.J. S
Darling, Devard WR	Taylor, Chester RB	47 Demps, Will S
Johnson, Patrick WR	Turner, Eric DB	Hunter, Javin WR/CB
Nash, Marcus WR	30 Ayanbadejo, Obafemi FB	Jones, John TE
Stark, Jon QB	Daniel, Eugene CB	48 Hartley, Frank TE
Stokley, Brandon WR	Daniels, P.J. RB	Johnson, Tim LB
12 Abney, Derek WR/RS	Robertson, Rob FB	49 Collins, Ryan TE
Banks, Tony QB	White, Jamel RB	Williams, Chad S
Kight, Danny K	31 Jones, Rondell S	Edison, Pedro TE
St. Pierre, Brian QB	Lewis, Jamal RB	50 Gogonian, Keith LB
Testaverde, Vinny QB	32 Gash, Sam FB	Jackson, Brad LB
13 Davis, Billy WR	Rhett, Errict RB	Johnson, Tim LB
14 Anderson, Derek QB	Smith, Musa RB	Lopez, Nicholas LB
Richardson, Wally QB	33 Green, Justin FB	Polley, Tommy LB
St. Pierre, Brian QB	Hoard, Leroy RB	51 Brown, Cornell LB
15 Armour, Justin WR	Holmes, Priest RB	Croel, Mike LB
Horsey, Albert WR	Hughley, Delvin CB	Harris, Bernardo LB
Zastudil, Dave P	Morris, Byron <i>Bam</i> RB	Smith, Mike LB
16 Britton, Eddie WR	Morrow, Harold FB	52 Lewis, Ray LB
Moore, Clarence WR	Waddell, Reggie DB	53 Cody, Dan LB/DE
Thompson, Germany WR	34 Graham, Jay RB	Daniels, Dexter LB
18 Brown, Curtis WR	Knight, Tom CB	Peters, Tyrell LB
Grbac, Elvis QB	Mughelli, Ovie FB	Staugher, T.J. LB
19 Mitchell, Scott QB	Williams, John CB	54 Green, Roderick LB
20 Herring, Kim S	35 Bailey, Robert DB	McCloud, Tyrus LB
Reed, Ed S	Gardner, Carwell FB	Sutter, Ed LB
21 Byner, Earnest RB	Ivy, Corey CB	Taylor, Shannon LB
McAlister, Chris CB	Love, Clarence DB	Wilkinson, Calvin LB
Metcalf, Eric RB	Waddell, Reggie DB	55 Clark, Sedric LB
22 Brew, Dorian DB	36 Booth, Issac DB	Johnson, J.R. LB
Carter, Dale DB	Dowden, Corey DB	Sharper, Jamie LB
Rolle, Samari CB	Sams, B.J. DB/RS	Suggs, Terrell LB
Starks, Duane CB	Williams, John CB	56 Caldwell, Mike LB
Tate, Robert CB	37 Lake, Carnell S	Davis, Anthony LB
23 Baldwin, Randy RB	Sanders, Deion CB	Hartwell, Edgerton LB
Cotton, Kenyon FB	Thompson, Bennie DB	Nelson, Jim LB
Hunter, Dameon RB	38 Anderson, Mike RB	Olsavsky, Jerry LB
Hunter, Earnest RB	Butler, Robb DB	Stills, Gary LB

RAVENS ALL-TIME ROSTER BY JERSEY NO.

57 Brigance, O.J.LB	74 Atkins, JamesOL	86 Davis, BillyWR
Kopp, JeffLB	Kracalik, MikeOT	DeLong, GregHB
Scott, BartLB	Bobo, OrlandoOL	Green, EricTE
Williams, JerrollLB	Webster, LarryDT	Heap, ToddTE
58 Boulware, PeterLB	Williams, LarryDT	87 Dinkins, DarnellTE
Haley, DennisLB	75 Ogden, JonathanOT	Ismail, QadryWR
59 Maese, JoeLS	76 Bernstein, AlexOL	Ogden, JeffWR
Payne, RodC	Powell, CarlDE	Robinson, MarcusWR
Powell, CraigLB	Robinson, KareemDE	Singleton, NateWR
Woodfin, ZacLB	Williams, ErikOL	Turner, FloydWR
60 Brown, JasonOL	77 Brooks, EthanOT	Williams, Demetrius ..WR
DeVries, JedOL	Brown, OrlandoOL	88 Armour, JustinWR
Mitchell, JeffC	Vickers, KippOL	Jones, JohnTE
61 Elmore, JohnOL	78 Brown, OrlandoOT	Kinchen, BrianTE
Everitt, SteveC	Footman, DanDL	Sypniewski, QuinnTE
Gibson, GodDT	Terry, AdamOT	Smith, TrentTE
Lindsay, EverettOL	79 Pashos, TonyOT	Turner, FloydWR
Rabach, CaseyC/G	Webster, LarryDL	89 Bishop, HaroldTE
Robinson, KareemDE	80 Bannister, AlexWR	Clayton, MarkWR
62 Flynn, MikeOL	Hymes, RandyWR	Ofofodie, A.J.TE
Goetas, LeoOL	Purnell, LovettTE	Taylor, TravisWR
63 Collins, MikeG	Sanders, FrankWR	90 Brown, CornellLB
Ndukwe, IkechukuG	Savoy, PhilWR	Burnett, RobDE
Szalay, ThatcherC	Williams, CalvinWR	Pryce, TrevorDT
Williams, WallyOL	81 Coates, BenTE	91 Dalton, LionelDT
Zitelli, EmmettC	Darling, DevardWR	Fortune, ElliottDL
64 Isaia, SaleG	Hambrick, KenyonWR	Franklin, AubrayoDT
Multitalo, EdwinG	Hymes, RandyWR	Parker, RiddickDE
65 Cavil, BenOL	Jackson, MichaelWR	92 Chase, MartinDT
Caylor, DrewOL	Moore, ClarenceWR	Kemoeatu, MaakeDT
Chester, ChrisOL	Pierce, AaronTE	Ngata, HalotiNT
Thomas, JasonG	82 Alexander, Derrick .WR	Taylor, LelandDL
66 Anderson, Bennie ...OL	Jones, TerryTE	93 Edwards, DwanDT
Hudson, JohnLS	LeBel, HarperTE	Sears, CoreyDL
Jones, TonyOT	Sharpe, ShannonTE	Washington, KeithDE
67 Hernandez, Adam ...OL	Wainright, FrankTE	94 Bannan, JustinDT
Neujahr, QuentinC	83 Johnson, Patrick ...WR	Douglas, MarquesDL
68 Vincent, KeydrickG	Johnson, RonWR	Frederick, MikeDL
69 Blackshear, JeffG	Roe, JamesWR	Zielinski, MattDT
Rimpf, BrianG	Wilcox, DanielTE	95 Adams, SamDT
70 Arvie, HermanOL	84 Hunter, Javin ..WR/CB	Green, HowardDT
Bolling, NateDT	Lewis, JermaineWR/KR	Johnson, JarretDE
Hellestrae, DaleLS	Moore, ClarenceWR	Lyle, RickDL
Katula, MattLS	Purnell, LovettTE	Nugent, DaveDE
Swayne, HarryOL	Savoy, PhilWR	Ward, ChrisDL
Zielinski, MattDT	Stokley, BrandonWR	96 Smith, FernandoDE
71 Folau, SpencerOT	Williams, CalvinWR	Thomas, AdaluisDE/LB
72 Cook, DamionOT	Yarborough, RyanWR	97 Frase, PaulDE
Dafney, BernardOL	85 Burrough, Jonathan .TE	Gregg, KellyDT
Ellison, AtiyiahDT	DeLong, GregHB	Jones, JamesDL
Searcy, LeonOT	Ethridge, RayWR	Missouri, DwaneDE
Thomas, BenardDE	Johnson, KevinWR	98 Pleasant, Anthony ...DE
Williams, SammyOL	Jones, JohnTE	Siragusa, TonyDT
73 Goad, TimDT	Mason, DerrickWR	Weaver, AnthonyDE
Gregg, KellyDT	Wynn, MiltonWR	99 McCrary, Michael ..DE



ALL-TIME DRAFT CHOICES

1996

1a (4) **Ogden, Jonathan** (OL) UCLA; 1b (26) **Lewis, Ray** (LB) Miami (FL), Choice from SF along with 49ers 1995 1st, 3rd and 4th-(from KC) round picks for Cle. 1995 1st-round pick (obtained from Atl. for RB **Eric Metcalf** and Cle. original 1995 1st-round pick); 2a. Choice to TB for TE **Harold Bishop**; 2b (55) **Jenkins, DeRon** (CB) Tennessee, choice from Den. for 1996 3rd, 4th and 7th-round picks; 3 Choice to Den.; 4 Choice to Den.; 5a. Choice to NO for DB **Reginald Jones**; 5b (153) **Lewis, Jermaine** (WR) Maryland, choice from Atl. for G **Gene Williams**; 5c Choice (obtained from Phi. to Dal. for 1997 4th-round pick); 6a (172) **Daniels, Dexter** (LB) Florida; 6b (186) **Roe, James** (WR) Norfolk State, Choice from Jax. (supplemental) along with Jaguars 1995 5th-round pick for Cle. 1995 4th-round pick; 7a Choice to Den.; 7b (238) **Stark, Jon** (QB) Trinity International (Ill.), Choice from Phi. for DL **Ronnie Dixon**.

1997

1 (4) **Boulware, Peter** (LB) Florida State; 2a (34) **Sharper, Jamie** (LB) Virginia; 2b (58) **Herring, Kim** (S) Penn State, choice from Den. for T **Tony Jones**; 3 (64) **Graham, Jay** (RB) Tennessee; 4a. Choice to Atl. through Sea. for G **Jeff Blackshear**; 4b (118) **McCloud, Tyrus** (LB) Louisville, choice from Dal. for 1996 5th-round pick (obtained from Phi.); 5 (134) **Mitchell, Jeff** (C) Florida; 6a (167) **Lee, Steve** (FB) Indiana; 6b (194) **Brown, Cornell** (LB) Virginia Tech, compensatory; 7a (205) **Ward, Chris** (DE) Kentucky; 7b (234) **Richardson, Wally** (QB) Penn State, compensatory; 7c (236) **Staten, Ralph** (S) Alabama, compensatory; 7d (238) **Taylor, Leland** (DT) Louisville, compensatory.

1998

1 (10) **Starks, Duane** (CB) Miami (Fla.); 2 (42) **Johnson, Patrick** (WR) Oregon; 3 Choice along with 1998 4th-round pick to Ind. for QB **Jim Harbaugh** and Colts 1998 4th-round pick; 4a Choice (from Ind.) to Ind. for 1998 4th, 5th and 6th-round picks; 4b To TB for 1999 3rd-round pick; 5a (124) (from Ind.) **Chase, Martin** (DT) Oklahoma); 5b (133) **Sutter, Ryan** (S) Colorado; 6a (154) (from Ind.) **Rogers, Ron** (LB) Georgia Tech; 6b (164) **Williams, Sammy** (OT) Oklahoma; 7a Choice to Atl. through Pit. for OL **Bernard Dafney**; 7b (241) **Quayle, Cam** (TE) Weber State, compensatory.

1999

1 (10) **McAlister, Chris** (CB) Arizona; 2 Choice to Atl. for Atl. 2000 1st-round pick; 3 Choice to Det. along with conditional 2000 5th-round pick for QB **Scott Mitchell**; 4a (105) **Stokley, Brandon** (WR) SW Louisiana; 4b (129) **Mulitalo, Edwin** (OL) Arizona; 5 Choice to STL along with 2000 7th-round pick for QB **Tony Banks**; 6a Choice to NE for TE **Lovett Purnell**; 6b Choice (from TB) to Min. for OL **Everett Lindsay**; 7 (216) **Poindexter, Anthony** (S) Virginia.

2000

1a (5) **Lewis, Jamal** (RB) Tennessee (pick acquired from Atl. for a 1999 2nd-round choice); 1b (10) **Taylor, Travis** (WR) Florida; 3 (75) **Redman, Chris** (QB) Louisville; 5 (148) **Mercier, Richard** (OL) Miami (FL); 6a (186) **Thomas, Adalius** (DE) Southern Mississippi; 6b (191) **Woodard, Cedric** (DT) Texas.

2001

1 (31) **Heap, Todd** (TE) Arizona State; 2 (62) **Baxter, Gary** (DB) Baylor; 3 (92) **Rabach, Casey** (C/G) Wisconsin; 4 (126) **Hartwell, Edgerton** (LB) Western Illinois; 5 (161) **Barnes, Chris** (RB) New Mexico State; 6 (194) **Maese, Joe** (LS) New Mexico; 7 (231) **Missouri, Dwayne** (DE) Northwestern.

2002

1 (24) **Reed, Ed** (S) Miami (FL); 2 (52) **Weaver, Anthony** (DL) Notre Dame; 3 Choice to Denver for 4th-and 5th-round picks (Ravens had traded their 5th to Washington to draft Anthony Weaver); 4a (112) **Zastudil, Dave** (P) Ohio U; 4b (123) **Johnson, Ron** (WR) Minnesota; 5 (155) **Jones, Terry** (TE) Alabama; 6a (195) **Brightful, Lamont** (DB) Eastern Washington; 6b (206) **Hunter, Javin** (WR) Notre Dame; 6c (207) **Taylor, Chester** (RB) Toledo; 6d (209) **Williams, Chad** (S) Southern Mississippi; 7 (236) **Pate, Wes** (QB) Stephen F. Austin.

2003

1a (10) **Suggs, Terrell** (LB) Arizona State; 1b (19) **Boller, Kyle** (QB) California; 2 Choice to NE with 2004 1st-round pick for NE's 2003 1st-round pick (19th/Boller); 3 (77) **Smith, Musa** (RB) Georgia; 4a (109) **Johnson, Jarret** (DE) Ala.; 4b (134) **Mughelli, Ovie** (FB) Wake Forest, compensatory; 5a (146) **Franklin, Aubrayo** (DT) Tennessee; 5b (173) **Pashos, Tony** (T) Illinois, compensatory; 6 (182) **Sapp, Jerome** (S) Notre Dame; 7a (223) **Smith, Trent** (TE) Oklahoma; 7b (250) **Mabry, Mike** (C) Central Florida, compensatory; 7c (258) **Sanders, Antwoine** (S) Utah, compensatory.

2004

1 Traded pick to NE for Pats 2003 1st-round selection (19th overall) for (QB) **Kyle Boller**; 2 (51) **Dwan Edwards** (DT) Oregon State; 3 (82) **Devard Darling** (WR) Washington State; 4. Traded pick to Jacksonville for WR **Kevin Johnson**; 5 (153) **Roderick Green** (OLB) Central Missouri State; 6a (187) **Josh Harris** (QB) Bowling Green; 6b (199) **Clarence Moore** (WR) Northern Arizona; 7a (244) **Derek Abney** (WR/RS) Kentucky; 7b (246) **Brian Rimpf** (G) East Carolina, both compensatory.

ALL-TIME DRAFT CHOICES

2005

1 (22) **Mark Clayton** (WR) Oklahoma; 2a (53) **Dan Cody** (OLB) Oklahoma; 2b (64) **Adam Terry** (T) Syracuse. Choice obtained in a trade with New England in exchange for Ravens 3rd (84) and 6th round (195) in 2005 and a 3rd-round selection in 2006; 4 (124) **Jason Brown** (OL) North Carolina; 5 (158) **Justin Green** (FB) Montana; 6 (213) **Derek Anderson** (QB) Oregon State, compensatory; 7 (234) **Mike Smith** (LB) Texas Tech.

2006

1 (12) **Etuini "Haloti" Ngata** (DT) Oregon. Choice obtained in a trade with Cleveland for Baltimore's 13th and 181st overall picks; 2 (56) **Chris Chester** (C/G) Oklahoma; 3 (87) **David Pittman** (CB) Northwestern State. Both choices (Rounds 2 & 3) were obtained in a trade with the NY Giants for the Ravens' 44th overall selection; 4a (111) **Demetrius Williams** (WR) Oregon; 4b (132) **P.J. Daniels** (RB) Georgia Tech, compensatory; 5a (146) **Dawan Landry** (S) Georgia Tech; 5b (166) **Quinn Sypniewski** (TE) Colorado, compensatory; 6a (203) **Sam Koch** (P/K) Nebraska, compensatory; 6b (208) **Derrick Martin** (CB) Wyoming, compensatory; 7 (219) **Ryan LaCasse** (LB/DE) Syracuse.

2007

1 (29) **Ben Grubbs** (OG) Auburn; 3a (74) **Yamon Figs** (WR) Kansas State. Choice obtained in a trade with Detroit for the 61st overall (2nd round) and the 101st overall (4th round) picks; 3b (86) **Marshal Yanda** (G/T) Iowa. Choice obtained from Jacksonville for the 101st (4th round), 166th (5th round), and 203rd overall (6th round) picks; 4a (134) **Antwan Barnes** (OLB) Florida International University, compensatory; 4b (137) **Le'Ron McClain** (FB) Alabama, compensatory; 5 (174) **Troy Smith** (QB) Ohio State, compensatory; 6 (207) **Prescott Burgess** (ILB) Michigan, compensatory.

2007 RAVENS DRAFT REVIEW

Trades for 2 Pro Bowl-caliber players, QB Steve McNair (4th-round pick in '07) and RB Willis McGahee (3rd-round pick in '07), sent the Baltimore Ravens into the 2007 draft with 2 1st-day and 6 2nd-day choices. After general manager Ozzie Newsome finished directing this recent draft, the team secured 3 1st-day and 4 2nd-day selections.

With those 7 picks, GM Ozzie Newsome, director of college scouting Eric DeCosta, and their staff selected 5 offensive players and 2 additions for the NFL's No. 1-rated defense. Included among the picks are 2 players listed at the top spot for their respective positions (on the Ravens' Board): G Ben Grubbs (1st-round G, Auburn) and FB Le'Ron McClain (4th-round FB, Alabama).

"Our draft history is obviously pretty good," head coach Brian Billicek said. "But, I marvel at how Ozzie uses the whole player acquisition process. He gets Steve (McNair) and Willis (McGahee) for draft choices, and then turns around and gets draft spots to replace the ones he gives up. He is constantly looking at the big picture – from signing or not signing free agents, drafting, and compensatory picks – the whole thing. He's a marvel."

Prior to the draft, Newsome and DeCosta allowed each area scout to designate a player they believed would be a "best" fit for the Ravens. *"These players are what we hope will be prototypical Ravens," DeCosta explained. "Guys who get this distinction have a temperament and countenance we want: toughness, high character and intelligence, leadership and competitiveness. We literally put a red star on the players' cards. We drafted three of those type players this year, the most in my time here."*

Those 3 standouts were the 1st 3 players taken by the Ravens: Grubbs, the 29th player taken overall in this year's draft, Yamon Figs, a WR/RS from Kansas State, and Marshal Yanda, a tackle from Iowa. Figs, who will battle to be Baltimore's RS this season, and Yanda, expected to be the team's 3rd tackle, were both taken in the 3rd round.

Perhaps the most intriguing Ravens selection is QB Troy Smith, the Heisman Trophy winner from Ohio State, taken at the bottom of the 5th round. *"Troy proved at the highest college level that he can play and win. He has all the physical tools. He is an impressive person with outstanding leadership skills. His football intellect is tremendous," DeCosta said. Billicek added: "His story is about overcoming odds, production and leadership. What's not to like?"*

The other 2 Baltimore draft picks are LBs, OLB Antwan Barnes (4th round), a pass-rushing specialist from Florida International, and ILB Prescott Burgess, a 6-3, 240-pound thumper from Michigan. *"I think we'll look back on this draft in three or four years, and you'll be able to look at a lot of players that are going to be major contributors to a team that was coming off a 13-3 season. Hopefully, with the draft and other things we've done this offseason, we've put ourselves in position to return to the playoffs," Newsome stated.*

DRAFTED PLAYERS COLLEGES - 1996 to 2007

Alabama 4, Arizona 2, Arizona State 2, Auburn 1, Baylor 1, Bowling Green 1, California 1, Central Florida 1, Central Missouri State 1, Colorado 2, East Carolina 1, Eastern Washington 1, Florida 3, Florida International 1, Florida State 1, Georgia 1, Georgia Tech 3, Illinois 1, Indiana 1, Iowa 1, Kansas State 1, Kentucky 2, Louisville 3, Maryland 1, Miami (FL) 4, Michigan 1, Minnesota 1, Montana 1, Nebraska 1, New Mexico 1, New Mexico State 1, Norfolk State 1, North Carolina 1, Northern Arizona 1, Northwestern 1, Northwestern State 1, Notre Dame 2, Ohio State 1, Ohio University 1, Oklahoma 6, Oregon 3, Oregon State 2, Penn State 2, Southern Mississippi 2, SW Louisiana 1, Stephen F. Austin 1, Syracuse 2, Tennessee 3, Texas 1, Texas Tech 1, Toledo 1, Trinity International 1, UCLA 1, Utah 1, Virginia 2, Virginia Tech 1, Wake Forest 1, Washington State 1, Weber State 1, Western Illinois 1, Wisconsin 1, Wyoming 1



ALL-TIME WON / LOSS RESULTS

REGULAR SEASON • ENTERING 2007

	RECORD	HOME	AWAY
Overall/Including Memorial Stadium	91-84-1	57-30-1	34-54
In M&T Bank Stadium	50-22	50-22	n/a
Coached by Brian Billick	75-53	46-18	29-35
vs. AFC Teams	74-66	48-28	26-38
vs. AFC North (AFC Central)	17-13 (26-28)	11-4 (13-14)	6-9 (13-14)
vs. AFC East	9-11	7-3	2-8
vs. AFC South	6-5	4-1	2-4
vs. AFC West	12-9	9-3	3-6
vs. NFC Teams	22-19-1	14-5-1	8-14
vs. NFC North (NFC Central)	2-2 (3-5)	2-0 (3-1)	0-2 (0-4)
vs. NFC East	7-3-1	3-1-1	4-2
vs. NFC South	3-5	1-3	2-2
vs. NFC West	7-4	5-0	2-4
On Monday Night Football - ABC/ESPN	4-3	3-1	1-2
On ESPN - Sunday Night	7-9	5-3	2-6
On NFL Network	0-1	0-0	0-1
In Overtime	6-3-1	4-1-1	2-2
Ravens Shutout Wins	9	5	4
In Season Openers	4-7	2-3	2-4
In Domes	3-8	n/a	3-8
<i>Edward Jones Dome (STL.)</i>	0-2	n/a	0-2
<i>Ford Field (Det.)</i>	0-1	n/a	0-1
<i>Georgia Dome (Atl.)</i>	1-1	n/a	1-1
<i>RCA Dome (Ind.)</i>	0-3	n/a	0-3
<i>Reliant Stadium (Hou. Astrodome)</i>	1-0 (0-1)	n/a	1-0 (0-1)
<i>Superdome (NO)</i>	1-0	0-0	1-0
In August	0-1	0-1	0-0
In September	21-16	12-5	9-11
In October	17-26	9-11	8-15
In November	25-22-1	15-7-1	10-15
In December	26-17	19-5	7-12
In January	2-2	2-0	0-2

POSTSEASON • WON • LOSS RESULTS

	RECORD	HOME	AWAY
Overall	5-3	1-2	4-1
vs. AFC Central	1-0	0-0	1-0
vs. AFC North	0-1	0-0	0-1
vs. AFC South	0-2	0-2	0-0
vs. AFC East	1-0	0-0	1-0
vs. AFC West	2-0	1-0	1-0
vs. NFC	1-0	0-0	1-0

ATTENDANCE RESULTS

YEAR	HOME ATTEND.	AVERAGE	ROAD ATTEND.	AVERAGE	PRESEASON ATTEND.	PLAYOFFS ATTEND.	TOTAL ATTEND.	AVERAGE
1996	471,665	58,958	434,075	54,259	217,533	—	1,123,273	56,163
1997	475,236	59,404	465,680	58,210	189,179	—	1,130,095	56,505
1998	549,531	68,691	434,548	54,318	228,568	—	1,212,647	60,632
1999	547,127	68,391	458,844	57,356	214,734	—	1,220,705	61,035
2000	551,695	68,961	510,678	63,834	281,125	272,870	1,616,368	67,349
2001	554,991	69,374	508,251	63,531	209,222	136,227	1,408,691	67,080
2002	554,724	69,341	519,740	64,925	270,117	—	1,344,581	67,229
2003	556,634	69,579	450,295	56,287	275,416	69,452	1,351,797	64,371
2004	558,594	69,824	564,694	70,586	281,567	—	1,404,855	70,243
2005	563,076	70,385	533,939	66,742	251,796	—	1,348,811	67,441
2006	566,547	70,818	558,640	69,830	264,087	71,162	1,460,436	69,545
TOTAL GAMES	5,949,820	67,612	5,439,384	61,811	2,683,344	549,711	14,622,259	64,415
	88	—	88	—	43*	8	227	—

*8/13/01 @PHILADELPHIA CANCELLED: FIELD CONDITIONS

ALL-TIME PRESEASON RESULTS (26-17)

1996 (3-1)

8/3	Philadelphia (63,804)W	17-9
8/10 @	New York Giants (39,799)W	37-27
8/17	Green Bay (62,025)L	15-17
8/23 @	Buffalo (51,905)W	37-14

1997 (0-4)

8/2	New York Giants (53,268)L	20-21
8/8 @	New York Jets (23,067)L	29-39
8/16 @	Philadelphia (60,939)L	13-24
8/22	Buffalo (51,905)L	28-31

1998 (4-0)

8/8	Chicago (65,938)W	19-14
8/15 @	New York Jets (47,906)W	33-0
8/24	Philadelphia (65,970)W	23-6
8/28 @	New York Giants (48,754)W	14-6

1999 (4-0)

8/12 @	Philadelphia (43,552)W	10-7
8/21 @	Atlanta (44,843)W	19-6
8/28	Carolina (66,247)W	28-24
9/3	New York Giants (60,092)W	28-24

2000 (4-0)

8/5	Philadelphia (65,459)W	16-13
8/12	New York Jets (66,588)W	10-0
8/18 @	Carolina (72,551)W	24-13
8/25 @	New York Giants (76,527)W	24-24

2001 (1-2)

8/13 @	Philadelphia - Cancelled*		
8/18 @	New York Jets (76,406)L	3-16
8/23	Carolina (66,619)L	17-20
8/31	New York Giants (66,197)W	38-9

*Field Conditions Caused Cancellation

2002 (2-2)

8/9	Detroit (67,421)W	12-6
8/15	New York Jets (67,681)L	14-16
8/23 @	Philadelphia (58,443)W	13-12
8/29 @	New York Giants (76,572)L	0-13

2003 (1-3)

8/9	Buffalo (68,550)L	19-20
8/16 @	Atlanta (68,237)W	13-10
8/23 @	Washington (70,460)L	3-24
8/28	New York Giants (68,169)L	24-30

2004 (3-1)

8/12	Atlanta (69,299)W	24-0
8/20 @	Philadelphia (67,218)L	17-26
8/25	Detroit (69,552)W	17-6
9/2 @	New York Giants (75,498)W	27-17

2005 (2-2)

8/13 @	Atlanta (67,123)L	3-16
8/20	Philadelphia (70,303)L	14-20
8/26 @	New Orleans (44,485)W	21-6
9/1	Washington (69,885) OTW	26-20

2006 (2-2)

8/11	New York Giants (70,249)L	16-17
8/17	Philadelphia (70,255)W	20-10
8/25 @	Minnesota (63,257)L	7-30
8/31 @	Washington (60,326)W	17-10

2007 (0-0)

8/13	Philadelphia7	PM
8/19	New York Giants (ESPN)8	PM
8/25 @	Washington8	PM
8/31 @	Atlanta7:30	PM

ALL-TIME REGULAR SEASON RESULTS (91-84-1)

1996: 4-12 (Points: 371-441)
5th AFC Central

9/1	Oakland (64,124)W	19-14
9/8 @	Pittsburgh (57,241)L	17-31
9/15 @	Houston (20,082)L	13-29
9/29	New Orleans (61,063)W	17-10
10/6	New England (63,569)L	38-46
10/13 @	Indianapolis (56,978)L	21-26
10/20 @	Denver (70,453)L	34-45
10/27	St. Louis (60,256) OTW	37-31

1997: 6-9-1 (Points: 326-345)
5th AFC Central

8/31	Jacksonville (61,018)L	27-28
9/7	Cincinnati (52,968)W	23-10
9/14 @	New York Giants (69,768)W	24-23
9/21 @	Tennessee (17,737)W	36-10
9/28 @	San Diego (54,094)L	17-21
10/5	Pittsburgh (64,421)L	34-42
10/19	Miami (64,354)L	13-24
10/26 @	Washington (75,067)W	20-17

Coach: Ted Marchbroda
Top Draft Choice: OL Jonathan Ogen

11/3	Cincinnati (60,743)L	21-24
11/10 @	Jacksonville (64,628)L	27-30
11/17 @	San Francisco (51,596)L	20-38
11/24	Jacksonville (57,384) OTL	25-28
12/1	Pittsburgh (51,822)W	31-17
12/8 @	Cincinnati (43,022)L	14-21
12/15 @	Carolina (70,075)L	16-27
12/22	Houston (52,704)L	21-24

Coach: Ted Marchbroda
Top Draft Choice: LB Peter Boulware

11/2 @	New York Jets (77,716) OTL	16-19
11/9 @	Pittsburgh (56,669)L	0-37
11/16	Philadelphia (63,546) OTT	10-10
11/23	Arizona (53,976)L	13-16
11/30 @	Jacksonville (63,712)L	27-29
12/7	Seattle (54,395)W	31-24
12/14	Tennessee (60,558)W	21-19
12/21 @	Cincinnati (50,917)L	14-16



ALL-TIME REGULAR SEASON RESULTS

**1998: 6-10 (Points: 269-335)
4th AFC Central**

9/6	Pittsburgh (68,847)	L	13-20
9/13 @	New York Jets (70,063)	W	24-10
9/20 @	Jacksonville (67,069)	L	10-24
9/27	Cincinnati (68,154)	W	31-24
10/11	Tennessee (68,561)	L	8-12
10/18 @	Pittsburgh (58,620)	L	6-16
10/25 @	Green Bay (59,860)	L	10-28
11/1	Jacksonville (68,915)	L	19-45

**1999: 8-8 (Points: 324-277)
3rd AFC Central**

9/12 @	St. Louis (62,100)	L	10-27
9/19	Pittsburgh (68,965)	L	20-23
9/26	Cleveland (68,803)	W	17-10
10/3 @	Atlanta (50,712) OT	W	19-13
10/10 @	Tennessee (65,486)	L	11-14
10/21	Kansas City (68,771) (Thurs.)	L	8-35
10/31	Buffalo (68,673)	L	10-13
11/7 @	Cleveland (72,898)	W	41-9

**2000: 12-4 (Points: 333-165)
2nd AFC Central - Wild Card**

9/3 @	Pittsburgh (55,049)	W	16-0
9/10	Jacksonville (68,843)	W	39-36
9/17 @	Miami (73,464)	L	6-19
9/24	Cincinnati (68,481)	W	37-0
10/1 @	Cleveland (73,018)	W	12-0
10/8 @	Jacksonville (65,194)	W	15-10
10/15 @	Washington (83,252)	L	3-10
10/22	Tennessee (69,200)	L	6-14

**Coach: Ted Marchibroda
Top Draft Choice: CB Duane Starks**

11/8	Oakland (69,037)	W	13-10
11/15 @	San Diego (54,388)	L	13-14
11/22 @	Cincinnati (52,571)	W	20-13
11/29	Indianapolis (68,898)	W	38-31
12/6 @	Tennessee (31,124)	L	14-16
12/13	Minnesota (69,074)	L	28-38
12/20 @	Chicago (40,853)	L	3-24
12/27	Detroit (68,045)	W	19-10

**Coach: Brian Billick
Top Draft Choice: CB Chris McAlister**

11/14 @	Jacksonville (67,391)	L	3-6
11/21 @	Cincinnati (43,279)	W	34-31
11/28	Jacksonville (68,428)	L	23-30
12/5	Tennessee (67,854)	W	41-14
12/12 @	Pittsburgh (46,715)	W	31-24
12/19	New Orleans (67,597)	W	31-8
12/26	Cincinnati (68,036)	W	22-0
1/2/00 @	New England (50,263)	L	3-20

**Coach: Brian Billick
Top Draft Choice: RB Jamal Lewis**

10/29	Pittsburgh (69,405)	L	6-9
11/5 @	Cincinnati (54,759)	W	27-7
11/12 @	Tennessee (68,490)	W	24-23
11/19	Dallas (69,416)	W	27-0
11/26	Cleveland (68,361)	W	44-7
12/10	San Diego (68,805)	W	24-3
12/17 @	Arizona (37,452)	W	13-7
12/24	New York Jets (69,184)	W	34-20

	AFC WILD CARD PLAYOFF GAME
12/31/00	Denver (69,638).....W 21-3
	AFC DIVISIONAL PLAYOFF GAME
1/7/01	@ Tennessee (68,527).....W 24-10
	AFC CHAMPIONSHIP GAME
1/14/01	@ Oakland (62,784).....W 16-3
	SUPER BOWL XXXV (TAMPA, FL)
1/28/01	@ NY Giants (71,921).....W 34-7

**2001: 10-6 (Points: 303-265)
2nd AFC Central - Wild Card**

9/9	Chicago (69,365)	W	17-6
9/23 @	Cincinnati (49,632)	L	10-21
9/30 @	Denver (75,082)	W	20-13
10/7	Tennessee (69,494)	W	26-7
10/14 @	Green Bay (59,866)	L	23-31
10/21 @	Cleveland (72,818)	L	14-24
10/28	Jacksonville (69,439)	W	18-17
11/4 @	Pittsburgh (62,906)	W	13-10

**Coach: Brian Billick
Top Draft Choice: TE Todd Heap**

11/12 @	Tennessee (68,798)	W	16-10
11/18	Cleveland (69,353)	L	17-27
11/25 @	Jacksonville (53,530)	W	24-21
12/2	Indianapolis (69,382)	W	39-27
12/16	Pittsburgh (69,506)	L	21-26
12/23	Cincinnati (68,987)	W	16-0
12/29 @	Tampa Bay (65,619)	L	10-22
1/7/02	Minnesota (69,465)	W	19-3..

	AFC WILD CARD PLAYOFF GAME
1/13/02	@ Miami (72,251).....W 20-3
	AFC DIVISIONAL PLAYOFF GAME
1/20/02	@ Pittsburgh (63,976).....L 10-27

ALL-TIME REGULAR SEASON RESULTS

**2002: 7-9 (Points: 316-354)
3rd AFC North**

9/6 @	Carolina (70,386)	L	7-10
9/15	Tampa Bay (69,304)	L	0-23
9/30	Denver (69,538)	W	34-23
10/6 @	Cleveland (73,688)	W	26-21
10/13 @	Indianapolis (56,174)	L	20-22
10/20	Jacksonville (69,173)	W	17-10
10/27	Pittsburgh (69,638)	L	18-31
11/3 @	Atlanta (68,532)	L	17-20

**2003: 10-6 (Points: 391-281)
1st AFC North - *Division Title***

9/7 @	Pittsburgh (63,157)	L	15-34
9/14	Cleveland (69,473)	W	33-13
9/21 @	San Diego (52,028)	W	24-10
9/28	Kansas City (69,459)	L	10-17
10/12 @	Arizona (24,193)	W	26-18
10/19 @	Cincinnati (53,553)	L	26-34
10/26	Denver (69,721)	W	26-6
11/2	Jacksonville (69,486)	W	24-17

AFC WILD CARD PLAYOFF GAME

1/3/04 Tennessee (69,452)L 17-20

**2004: 9-7 (Points: 317-268)
2nd AFC North**

9/12 @	Cleveland (73,068)	L	3-20
9/19	Pittsburgh (69,859)	W	30-13
9/26 @	Cincinnati (65,575)	W	23-9
10/4	Kansas City (69,827)	L	24-27
10/10 @	Washington (90,287)	W	17-10
10/24	Buffalo (69,809)	W	20-6
10/31 @	Philadelphia (67,715)	L	10-15
11/7	Cleveland (69,781)	W	27-13

**2005: 6-10 (Points: 265-299)
3rd AFC North**

9/11	Indianapolis (70,501)	L	7-24
9/18 @	Tennessee (69,149)	L	10-25
10/2	New York Jets (70,479)	W	13-3
10/9 @	Detroit (61,201)	L	17-35
10/16	Cleveland (70,196)	W	16-3
10/23 @	Chicago (62,102)	L	6-10
10/31 @	Pittsburgh (64,178)	L	19-20
11/6	Cincinnati (70,540)	L	9-21

**2006: 13-3 (Points: 353-201)
1st AFC North - *Division Title***

9/10 @	Tampa Bay (65,087)	W	27-0
9/17	Oakland (70,744)	W	28-6
9/24 @	Cleveland (72,474)	W	15-14
10/1	San Diego (70,743)	W	16-13
10/9 @	Denver (76,355)	L	3-13
10/15	Carolina (70,762)	L	21-23
10/29 @	New Orleans (69,152)	W	35-22
11/5	Cincinnati (70,792)	W	26-20

**Coach: Brian Billick
Top Draft Choice: S Ed Reed**

11/10	Cincinnati (69,024)	W	38-27
11/17 @	Miami (73,013)	L	7-26
11/24	Tennessee (69,365)	W	13-12
12/1 @	Cincinnati (44,878)	W	27-23
12/8	New Orleans (69,334)	L	25-37
12/15 @	Houston (70,108)	W	23-19
12/22	Cleveland (69,349)	L	13-14
12/29 @	Pittsburgh (61,961)	L	31-34

**Coach: Brian Billick
Top Draft Choice: LB Terrell Suggs**

11/9 @	St. Louis (66,085)	L	22-33
11/16 @	Miami (73,333) OT	L	6-9
11/23	Seattle (69,477) OT	W	44-41
11/30	San Francisco (69,549)	W	44-6
12/7	Cincinnati (69,468)	W	31-13
12/14 @	Oakland (45,398)	L	12-20
12/21 @	Cleveland (72,548)	W	35-0
12/28	Pittsburgh (70,001) OT	W	13-10

**Coach: Brian Billick
Top Draft Choice: DT Dwan Edwards (2)**

11/14 @	New York Jets (77,826) OT	W	20-17
11/21	Dallas (69,924)	W	30-10
11/28 @	New England (68,756)	L	3-24
12/5	Cincinnati (69,695)	L	26-27
12/12	New York Giants (69,856)	W	37-14
12/19 @	Indianapolis (57,240)	L	10-20
12/26 @	Pittsburgh (64,227)	L	7-20
1/2/05	Miami (69,843)	W	30-23

**Coach: Brian Billick
Top Draft Choice: WR Mark Clayton**

11/13 @	Jacksonville (66,107)	L	3-30
11/20	Pittsburgh (70,601) OT	W	16-13
11/27 @	Cincinnati (65,680)	L	29-42
12/4	Houston (69,909)	W	16-15
12/11 @	Denver (75,651)	L	10-12
12/19	Green Bay (70,604)	W	48-3
12/25	Minnesota (70,246)	W	30-23
1/1/06 @	Cleveland (69,871)	L	16-20

**Coach: Brian Billick
Top Draft Choice: DT Haloti Ngata**

11/12 @	Tennessee (69,143)	W	27-26
11/19	Atlanta (70,790)	W	24-10
11/26	Pittsburgh (70,946)	W	27-0
11/30 @	Cincinnati (65,973)	L	7-13
12/10	Kansas City (77,232)	W	20-10
12/17	Cleveland (70,857)	W	27-17
12/24 @	Pittsburgh (63,224)	W	31-7
12/31	Buffalo (70,913)	W	19-7

AFC DIVISIONAL PLAYOFF GAME

1/13/07 Indianapolis (71,162)L 6-15



ALL-TIME RANKINGS

OFFENSE

Total Yards Per Game

2006 - 17th (317.0)
 2005 - 24th (293.3)
 2004 - 31st (273.4)
 2003 - 21st (308.1)
 2002 - 26th (289.9)
 2001 - 14th (320.3)
 2000 - 16th (313.4)
 1999 - 24th (298.6)
 1998 - 26th (281.1)
 1997 - 9th (330.7)
 1996 - 3rd (357.7)

Total Yards Per Play

2006 - 22nd (5.0)
 2005 - 27th (4.4)
 2004 - 28th (4.4)
 2003 - 18th (5.1)
 2002 - 25th (4.9)
 2001 - 23rd (4.7)
 2000 - 21st (4.7)
 1999 - 24th (4.6)
 1998 - 19th (4.9)
 1997 - 12th (5.1)

1996 - 1st (5.6)

Rushing Yards/Game

2006 - 25th (102.3)
 2005 - 21st (100.3)
 2004 - 9th (128.9)
2003 - 1st (167.1)
 2002 - 16th (112.0)
 2001 - 11th (113.1)
 2000 - 5th (137.4)
 1999 - 16th (109.6)
 1998 - 20th (101.8)
 1997 - 22nd (99.3)
 1996 - 14th (109.1)

Rushing Average

2006 - 31st (3.4)
 2005 - 27th (3.6)
 2004 - 15th (4.2)
 2003 - 3rd (4.8)
 2002 - 14th (4.2)
 2001 - 25th (3.7)
 2000 - 8th (4.3)
 1999 - 10th (4.1)
 1998 - 15th (4.0)
 1997 - 19th (3.8)
 1996 - 7th (4.2)

Passing Yards/Game

2006 - 11th (214.7)
 2005 - 22nd (193.0)
 2004 - 31st (144.5)
 2003 - 32nd (140.9)
 2002 - 27th (177.9)
 2001 - 16th (207.1)
 2000 - 22nd (175.9)
 1999 - 25th (189.0)
 1998 - 25th (179.3)
 1997 - 5th (231.4)
 1996 - 2nd (248.6)

Passing Net Yards/Attempt

2006 - 8th (6.6)
 2005 - 27th (5.5)
 2004 - 31st (5.0)
 2003 - 27th (5.4)
 2002 - 25th (5.9)
 2001 - 20th (5.9)
 2000 - 24th (5.6)
 1999 - 28th (5.5)
 1998 - 21st (6.0)
 1997 - 11th (6.3)
 1996 - 4th (7.0)

Pct. Had Intercepted

2006 - 10th (2.7%)
 2005 - 28th (3.7%)
 2004 - 6th (2.7%)
 2003 - 32nd (4.5%)
 2002 - 15th (2.9%)
 2001 - 18thT (3.9%)
 2000 - 21st (3.8%)
 1999 - 23rd (3.7%)
 1998 - 16th (3.1%)
 1997 - 13th (2.7%)
 1996 - 19th (3.5%)

Sacks Per Pass Play

2006 - 2nd (.032)
 2005 - 20th (.069)
 2004 - 19th (.070)
 2003 - 31st (.101)
 2002 - 26th (.086)
 2001 - 14th (.072)
 2000 - 21st (.085)
 1999 - 27th (.103)
 1998 - 19th (.085)
 1997 - 8th (.063)
 1996 - 14th (.067)

1st Downs Per Game

2006 - 22ndT (17.6)
 2005 - 19th (17.9)
 2004 - 30th (16.3)
 2003 - 27th (16.2)
 2002 - 27th (16.3)
 2001 - 8th (18.7)
 2000 - 18th (18.0)
 1999 - 27th (16.2)
 1998 - 30th (15.2)
 1997 - 17th (18.3)
 1996 - 2ndT (21.1)

3rd Down Efficiency

2006 - 9th (41.2%)
 2005 - 16th (39.1%)
 2004 - 22nd (35.1%)
 2003 - 27th (31.9%)
 2002 - 24th (37.7%)
 2001 - 19th (35.7%)
 2000 - 11th (40.3%)
 1999 - 31st (28.4%)
 1998 - 28th (30.9%)
 1997 - 20th (36.1%)
 1996 - 3rd (43.8%)

4th Down Efficiency

2006 - 2nd (72.7%)
 2005 - 9th (57.9%)
 2004 - 30th (26.7%)
 2003 - 4th (63.6%)
 2002 - 15th (53.8%)
 2001 - 30th (23.1%)
 2000 - 31st (16.7%)
 1999 - 28th (27.3%)
 1998 - 18thT (40.0%)
 1997 - 7thT (57.1%)
 1996 - 25thT (40.0%)

Punt Return Average

2006 - 25thT (7.8)
2005 - 1st (11.1)
 2004 - 7th (10.3)
 2003 - 24th (7.7)
 2002 - 8th (11.8)
 2001 - 5th (11.7)
2000 - 1st (15.8)
 1999 - 24th (7.7)
 1998 - 5th (12.6)
 1997 - 2nd (13.4)
 1996 - 18th (9.4)

Kick Return Average

2006 - 10th (23.2)
 2005 - 22nd (21.5)
 2004 - 21st (20.7)
 2003 - 15th (21.4)
 2002 - 19th (21.1)
 2001 - 3rd (23.6)
 2000 - 12th (22.3)
 1999 - 19th (20.3)
 1998 - 4th (24.6)
 1997 - 27th (20.2)
 1996 - 26th (20.2)

Gross Punting Average

2006 - 18th (43.0)
 2005 - 16th (42.8)
 2004 - 22nd (40.6)
 2003 - 17th (40.8)
 2002 - 19th (40.5)
 2001 - 31st (38.0)
 2000 - 20th (40.2)
 1999 - 13th (41.9)
 1998 - 16th (42.9)
 1997 - 14th (42.7)
 1996 - 14th (43.2)

Net Punting Average

2006 - 12th (37.6)
 2005 - 24th (35.6)
 2004 - 23rd (34.6)
 2003 - 13th (34.7)
 2002 - 20th (33.7)
 2001 - 27th (33.6)
 2000 - 22nd (33.9)
 1999 - 12th (35.5)
 1998 - 4th (38.3)
 1997 - 10th (36.6)
 1996 - 7th (37.8)

Points Per Game

2006 - 12thT (22.1)
 2005 - 25th (16.6)
 2004 - 20th (19.8)
 2003 - 8th (24.7)
 2002 - 23rd (19.7)
 2001 - 18th (19.9)
 2000 - 14th (20.8)
 1999 - 14th (20.3)
 1998 - 26th (16.8)
 1997 - 16th (20.4)
 1996 - 6th (23.2)

Field Goal Percentage

2006 - 1st (93.3%)
 2005 - 9th (85.7%)
 2004 - 3rd (90.6%)
 2003 - 9th (85%)
 2002 - 10th (80.7%)
 2001 - 5th (85.7%)
 2000 - 4th (89.7%)
 1999 - 7th (84.8%)
 1998 - 21st (75.0%)
 1997 - 19thT (76.5%)
 1996 - 22nd (76.0%)

ALL-TIME RANKINGS

DEFENSE

Yards Allowed Per Game

2006 - 1st (264.1)
 2005 - 5th (284.7)
 2004 - 6th (300.2)
 2003 - 3rd (281.0)
 2002 - 22nd (334.6)
 2001 - 2nd (277.9)
 2000 - 2nd (247.9)
 1999 - 2nd (263.9)
 1998 - 22nd (331.1)
 1997 - 25th (335.2)
 1996 - 30th (368.1)

Yards Allowed Per Play

2006 - 1st (4.5)
 2005 - 3rd (4.6)
 2004 - 5th (4.8)
2003 - 1st (4.4)
 2002 - 10th (5.1)
2001 - 1st (4.4)
 2000 - 2nd (4.3)
1999 - 1st (4.1)
 1998 - 18th (5.0)
 1997 - 18th (5.0)
 1996 - 29th (5.5)

Rushing Yards Per Game

2006 - 2nd (75.9)
 2005 - 9th (99.4)
 2004 - T-8th (105.1)
 2003 - 6th (96.0)
 2002 - 13th (110.1)
 2001 - 4th (88.2)
2000 - 1st (60.6)
 1999 - 2nd (76.9)
 1998 - 16th (106.6)
 1997 - 10th (105.6)
 1996 - 23rd (120.0)

Rushing Avg Per Play

2006 - 2nd (3.3)
 2005 - 8th (3.7)
 2004 - 2nd (3.6)
 2003 - 3rd (3.4)
 2002 - 2nd (3.7)
 2001 - 3rd (3.4)
2000 - 1st (2.68)
 1999 - 2nd (3.14)
 1998 - 6th (3.60)
 1997 - 5th (3.60)
 1996 - 15th (3.78)

Passing Net Yards/Game

2006 - 6th (188.2)
 2005 - 8th (184.9)
 2004 - 10th (195.1)
 2003 - 4th (175.3)
 2002 - 26th (224.4)
 2001 - 8th (189.7)
 2000 - 8th (187.3)
 1999 - 6th (186.9)
 1998 - 24th (224.5)
 1997 - 28th (229.6)
 1996 - 30th (248.1)

Passing Net Yards/Attempt

2006 - 2nd (5.9)
 2005 - 2nd (5.6)
 2004 - 9th (6.2)
2003 - 1st (5.3)
 2002 - 20th (6.3)
 2001 - 2nd (5.5)
 2000 - 7th (5.7)
1999 - 1st (4.9)
 1998 - 23rd (6.7)
 1997 - 23rd (6.6)
 1996 - 29th (7.4)

Pct. Intercepted By Ravens

2006 - 1st (5.5%)
 2005 - 27th (2.1%)
 2004 - 3rd (4.2%)
 2003 - 4th (4.5%)
 2002 - 4th (4.4%)
 2001 - 21st (2.9%)
 2000 - 4th (4.4%)
 1999 - 14th (3.5%)
 1998 - 19th (3.2%)
 1997 - 14th (3.1%)
 1996 - 20th (2.8%)

Sacks Per Pass Play

2006 - 1st (.118)
 2005 - 12th (.078)
 2004 - 11th (.072)
2003 - 1st (.088)
 2002 - 23rd (.057)
 2001 - 9th (.141)
 2000 - 22nd (.066)
 1999 - 9th (.082)
 1998 - 20th (.072)
 1997 - 18th (.076)
 1996 - 26th (.056)

First Downs Allowed

2006 - 1st (14.8)
 2005 - 10th (17.3)
 2004 - 6th (17.1)
 2003 - 3rd (15.5)
 2002 - 23rd (19.8)
 2001 - T-3rd (16.4)
 2000 - 2nd (13.5)
 1999 - T-5th (16.2)
 1998 - 17th (18.6)
 1997 - 23rd (19.1)
 1996 - 29th (21.9)

Third Down Eff.

2006 - 1st (28.8%)
 2005 - 10th (36.1%)
 2004 - 8th (34.4%)
 2003 - 2nd (29.4%)
 2002 - 21st (40.3%)
 2001 - 3rd (30.8%)
 2000 - 5th (34.1%)
 1999 - 12th (34.1%)
 1998 - 22nd (39.2%)
 1997 - 23rd (40.3%)
 1996 - 30th (48.2%)

Fourth Down Eff.

2006 - 7th (39.1%)
 2005 - T-5th (33.3%)
 2004 - 2nd (25%)
 2003 - 3rd (29.4%)
 2002 - 29th (71.4%)
 2001 - T-11th (40.0%)
 2000 - 4th (21.1%)
 1999 - 19th (46.7%)
 1998 - 8th (36.4%)
 1997 - T-17th (50%)
 1996 - 18th (53.8%)

Punt Return Avg.

2006 - 20th (9.2)
 2005 - 22nd (8.7)
 2004 - 14th (7.8)
 2003 - 10th (8.4)
 2002 - 24th (11.8)
 2001 - 3rd (5.5)
 2000 - 13th (9.3)
 1999 - 25th (10.9)
 1998 - 4th (7.1)
 1997 - 11th (8.7)
 1996 - 16th (10.1)

Kick Return Avg.

2006 - 13th (21.8)
 2005 - 16th (21.8)
 2004 - 27th (23.2)
 2003 - 16th (21.4)
 2002 - 25th (22.6)
 2001 - 19th (21.8)
 2000 - 10th (21.3)
 1999 - 16th (21.1)
 1998 - 10th (20.5)
 1997 - 20th (22.8)
 1996 - 4th (20.0)

Gross Punting Avg.

2006 - 29th (44.9)
 2005 - 7th (40.5)
 2004 - 3rd (40.1)
 2003 - 9th (40.1)
 2002 - 14th (42.5)
 2001 - 14th (41.6)
 2000 - 31st (44.5)
 1999 - 21st (42.9)
 1998 - 10th (42.5)
 1997 - 25th (44.0)
 1996 - 13th (42.4)

Net Punting Avg.

2006 - 28th (38.3)
2005 - 1st (33.0)
 2004 - 3rd (33.1)
 2003 - 15th (34.7)
 2002 - 15th (37.3)
 2001 - 3rd (33.6)
 2000 - 3rd (33.1)
 1999 - 27th (36.9)
1998 - 1st (33.6)
 1997 - 10th (35.5)
 1996 - 16th (35.6)

Points Allowed/Game

2006 - 1st (12.6)
 2005 - 10th (18.7)
 2004 - 6th (16.8)
 2003 - 6th (17.6)
 2002 - 19th (22.1)
 2001 - 4th (16.6)
2000 - 1st (10.3)
 1999 - 6th (17.3)
 1998 - 16th (20.9)
 1997 - 18th (21.6)
 1996 - 28th (27.6)

Field Goal Pct.

2006 - 8th (73.9)
 2005 - 31st (93.5)
 2004 - 17th (83.9)
 2003 - 30th (90.3)
 2002 - T-29th (87.9)
 2001 - 2nd (57.6)
 2000 - 9th (83.3)
 1999 - T-11th (76.0)
 1998 - T-25th (86.7)
 1997 - 6th (70.6)
 1996 - 27th (90.3)

ALL-TIME 1ST DOWNS

2006 SEASON TOTALS

282 Total: 86 Rush; 179 Pass; 17 Penalty

Player	Total	Rush	Pass	3rd D
Lewis, J.	51	46	5	10
Mason	45	0	45	20
Clayton	42	0	42	14
Heap	40	0	40	15
Williams	18	0	18	11
McNair	16	16	0	10
Smith	13	7	6	5
Anderson	12	10	2	1
Wilcox	12	0	12	5
Mughelli	11	4	7	1
Boller	3	3	0	1
Green	1	0	1	0
Moore	1	0	1	1
Totals	265	86	179	94

2003 SEASON TOTALS

259 Total: 115 Rush; 121 Pass; 23 Penalty

Player	Total	Rush	Pass	3rd D
Lewis, J.	93	83	10	11
Heap	32	0	32	10
Taylor, T.	25	2	23	13
Robinson	23	0	23	11
Taylor, C.	19	12	7	12
Jones, T.	10	0	10	2
Ricard	10	6	4	4
Sanders	10	0	10	4
Boller	5	5	0	2
Wright	5	5	0	2
Smith, M.	2	2	0	0
Johnson, R.	1	0	1	1
Ogden, J.	1	0	1	0
Totals	236	115	121	72

2000 SEASON TOTALS

288 Total: 116 Rush; 156 Pass; 16 Penalty

Player	Total	Rush	Pass	3rd D
Lewis, Ja.	71	61	10	14
Holmes,	49	38	11	12
Ismail	38	0	38	18
Sharpe	36	0	36	14
Taylor	18	1	17	11
Ayanbadejo	13	4	9	1
Lewis, Je.	13	2	11	10
Stokley	11	1	10	9
Johnson	8	1	7	2
Dilfer	5	5	0	3
Banks	3	3	0	1
Coates	3	0	3	0
Davis	3	0	3	0
Gash	1	0	1	0
Totals	272	116	156	95

1997 SEASON TOTALS

292 Total: 99 Rush; 176 Pass; 17 Penalty

Player	Total	Rush	Pass	3rd D
Morris	51	43	8	13
Jackson	45	0	45	13
Alexander	39	0	39	8
Green	30	0	30	11
Lewis, J.	30	1	29	12
Byner	26	18	8	9
Graham	24	23	1	5
Testaverde	12	12	0	6
Yarborough	7	0	7	3
Roe	5	0	5	2
Kinchen	4	0	4	0
Cotton	1	1	0	0
Montgomery	1	1	0	0
Totals	275	99	176	82

2005 SEASON TOTALS

286 Total: 97 Rush; 163 Pass; 26 Penalty

Player	Total	Rush	Pass	3rd D
Lewis, J.	55	48	7	12
Mason	52	0	52	19
Heap	42	0	42	16
Taylor	42	29	13	11
Clayton	25	2	23	11
Hymes	9	0	9	8
Wright	9	9	0	5
Boller	7	7	0	3
Wilcox	6	0	6	2
Dinkins	4	0	4	1
Moore	3	0	3	0
Johnson, P.	2	0	2	2
Stewart	2	2	0	1
Green	1	0	1	0
Ricard	1	0	1	0
Totals	260	97	163	95

2002 SEASON TOTALS

261 Total: 90 Rush; 145 Pass; 26 Penalty

Player	Total	Rush	Pass	3rd D
Lewis, J.	77	63	14	19
Taylor, T.	45	4	41	19
Heap	44	2	42	18
Stokley	17	1	16	8
Taylor, C.	12	4	8	7
Blake	9	9	0	5
Johnson	7	0	7	2
Ricard	8	5	3	0
Hymes	5	0	5	1
Jones, T.	5	0	5	0
Jones, J.	3	0	3	0
Redman	2	2	0	2
Hunter, J.	1	0	1	0
Totals	235	90	145	81

1999 SEASON TOTALS

259 Total: 87 Rush; 148 Pass; 24 Penalty

Player	Total	Rush	Pass	3rd D
Ismail	50	1	49	12
Rhett	46	39	7	5
Armour	29	0	29	12
Holmes	26	20	6	7
Johnson, P.	20	1	19	7
Evans	18	6	12	5
Lewis	14	1	13	10
Case	11	11	0	2
Banks	7	7	0	3
Davis	4	0	4	3
Pierce	4	0	4	2
Collins	2	0	2	0
DeLong	2	0	2	1
Ogden	1	1	0	1
Stokley	1	0	1	0
Totals	235	87	148	65

1996 SEASON TOTALS

338 Total: 108 Rush; 208 Pass; 22 Penalty

Player	Total	Rush	Pass	3rd D
Jackson	58	0	58	13
Morris	58	47	11	11
Alexander	51	1	50	14
Byner	44	35	9	7
Turner, F.	27	1	26	12
Kinchen	26	0	26	11
Testaverde	13	13	0	8
Green	9	0	9	2
Hoard	7	7	0	3
Williams, C.	7	0	7	2
Lewis, J.	5	0	5	2
Gardner	4	4	0	1
Ethridge	2	0	2	2
Arvie	1	0	1	0
Bishop	1	0	1	0
Hunter	1	0	1	0
Jones, J.	1	0	1	0
Ogden	1	0	1	0
Totals	316	108	208	88

2004 SEASON TOTALS

260 Total: 103 Rush; 135 Pass; 22 Penalty

Player	Total	Rush	Pass	3rd D
Lewis, J.	52	47	5	7
Taylor, C.	45	35	10	9
Taylor, T.	21	0	21	6
Johnson	19	0	19	13
Moore	18	0	18	9
Heap	17	0	17	6
Hymes	17	0	17	9
Wilcox	12	0	12	5
Boller	10	10	0	7
Jones	7	0	7	0
Ricard	6	3	3	5
Smith	5	4	1	3
Dinkins	5	0	5	1
Sams	2	2	0	1
White	2	2	0	0
Totals	238	103	135	81

2001 SEASON TOTALS


299 Total: 92 Rush; 180 Pass; 27 Penalty

Player	Total	Rush	Pass	3rd D
Ismail	50	0	50	19
Sharpe	43	0	43	13
Allen	33	32	1	5
Brookins	33	31	2	4
Taylor	30	3	27	9
Williams	22	9	13	11
Ayanbadejo	18	11	7	6
Stokley	17	0	17	6
Heap	10	0	10	2
Johnson	4	0	4	3
Lewis, Je.	4	1	3	2
Cunningham	3	3	0	1
Gash	2	0	2	0
Grbac	2	2	0	1
Jones	1	0	1	0
Totals	272	92	180	82

1998 SEASON TOTALS

243 Total: 86 Rush; 140 Pass; 17 Penalty

Player	Total	Rush	Pass	3rd D
Holmes	62	52	10	14
Lewis, J.	30	2	28	7
Jackson	26	0	26	10
Turner	26	0	26	6
Green	21	0	21	8
Potts	14	10	4	4
Harbaugh	11	11	0	6
Johnson	8	0	8	3
Graham	7	5	2	2
Rhett	7	5	2	1
Roe	6	0	6	0
Kinchen	4	0	4	1
Yarborough	1	0	1	1
Zeier	1	1	0	1
Totals	224	86	140	64



WR Derrick Mason led all Ravens wideouts with 45 receiving 1st downs in 2006.

ALL-TIME DEFENSIVE TDS (1996-2006)

1996...

- LB Mike Caldwell 45 INT return; 11/24 vs. Jax.

1997...

- CB Antonio Langham 40 INT return; 11/30 @ Jax.

1998...

- S Rod Woodson 60 INT return; 9/13 @ NYJ
- S Rod Woodson 18 INT return; 11/8 vs. Oak.

1999...

- S Rod Woodson 66 INT return; 11/7 @ Cle.
- CB Duane Starks 43 INT return; 11/21 @ Cin.
- S Rod Woodson 47 INT return; 12/5 vs. Ten.
- S Corey Harris 24 INT return; 12/19 vs. NO

2000...

- CB Chris McAlister 98 INT return; 12/24 vs. NYJ

2000 POSTSEASON...

- LB Ray Lewis 50 INT return; 1/7/01 @ Ten.
- CB Duane Starks 49 INT return; 1/28/01 vs. NYG

2001...

- S Rod Woodson 47 INT return; 12/2 vs. Ind.
- LB Jamie Sharper 8 FR; 1/7/02 vs. Min.

2002...

- LB Adalius Thomas 25 INT return; 11/10 vs. Cin.
- S Chad Williams 98 INT return; 12/1 @ Cin.

2003...

- S Ed Reed 54 INT return; 9/14 vs. Cle.
- CB Chris McAlister 83 INT return; 10/12 vs. Ari.
- LB Ray Lewis 29 INT return; 11/30 vs. SF
- S Chad Williams 52 INT return; 12/21 @ Cle.

2003 POSTSEASON...

- S Will Demps 56 INT return; 1/3/04 vs. Ten.

2004...*

- CB Chris McAlister 51 INT return; 9/19 vs. Pit.
- S Deion Sanders 48 INT return; 10/24 vs. Buf.
- S Ed Reed 22 FR; 10/10 @ Was.
- S Ed Reed 106 INT return; 11/7 vs. Cle.
- S Chad Williams 44 INT return; 11/21 vs. Dal.
- CB Chris McAlister 64 FR; 12/5 vs. Cin.
- DT Jarret Johnson 6 INT return; 1/2/05 vs. Mia.

2005...**

- LB Adalius Thomas 20 INT return; 12/4 vs. Hou.
- LB Adalius Thomas 35 FR; 12/19 vs. GB
- LB Adalius Thomas 9 FR; 1/1/06 @ Cle.

2006...*

- CB Chris McAlister 60 INT return; 9/10 at TB
- CB Ronnie Prude 12 INT; 10/29 at NO
- S Dawan Landry 12 INT; 10/29 at NO
- S Ed Reed 25 INT (Samari Rolle lateral); 11/5 vs. Cin
- LB Adalius Thomas 57 FR; 11/26 vs. Pit.
- CB Chris McAlister 31 INT; 12/31 vs. Buf.

*Ravens led NFL in defensive TDs

**Franchise record with 3 defensive TDs by 1 player in a season

ALL-TIME OFFENSIVE RANKINGS (1996-2006)

1996...

#PL	1st	RU	RK	PS	RK	T	RK	PTS
1024	338	1745	14	3978	2	5723	3	371

1997...

#PL	1st	RU	RK	PS	RK	T	RK	PTS
1043	292	1589	22	3702	5	5291	9	326

1998...

#PL	1st	RU	RK	PS	RK	T	RK	PTS
926	243	1629	20	2869	25	4498	26	269

1999...

#PL	1st	RU	RK	PS	RK	T	RK	PTS
1033	259	1754	16	3024	25	4778	24	324

2000...

#PL	1st	RU	RK	PS	RK	T	RK	PTS
1058	288	2199	5	2815	22	5014	16	333

2001...

#PL	1st	RU	RK	PS	RK	T	RK	PTS
1080	299	1810	11	3314	16	5124	14	303

2002...

#PL	1st	RU	RK	PS	RK	T	RK	PTS
947	261	1792	16	2847	27	4639	26	316

2003...

#PL	1st	RU	RK	PS	RK	T	RK	PTS
1009	259	2674	1	2255	32	4929	21	391

2004...

#PL	1st	RU	RK	PS	RK	T	RK	PTS
991	260	2063	9	2312	31	4375	31	317

2005...

#PL	1st	RU	RK	PS	RK	T	RK	PTS
1056	286	1605	21	3088	22	4693	24	265

2006...

#PL	1st	RU	RK	PS	RK	T	RK	PTS
1017	282	1637	25	3435	11	5072	17	353

ALL-TIME DEFENSIVE RANKINGS (1996-2006)

1996...

#PL	1st	RU	RK	PS	RK	T	RK	PTS
1075	351	1920	23	3969	30	5889	30	441

1997...

#PL	1st	RU	RK	PS	RK	T	RK	PTS
1068	306	1690	10	3673	28	5363	25	345

1998...

#PL	1st	RU	RK	PS	RK	T	RK	PTS
1050	298	1705	16	3592	24	5297	22	335

1999...

#PL	1st	RU	RK	PS	RK	T	RK	PTS
1040	260	1231	2	2991	6	4222	2	277

2000...

#PL	1st	RU	RK	PS	RK	T	RK	PTS
924	216	970	1	2997	8	3967	2	165

2001...

#PL	1st	RU	RK	PS	RK	T	RK	PTS
1010	262	1411	4	3035	8	4446	2	265

2002...

#PL	1st	RU	RK	PS	RK	T	RK	PTS
1077	316	1762	13	3591	26	5353	22	354

2003...

#PL	1st	RU	RK	PS	RK	T	RK	PTS
1026	248	1536	6	2805	4	4341	3	281

2004...

#PL	1st	RU	RK	PS	RK	T	RK	PTS
1009	273	1681	T-8	3122	10	4803	6	268

2005...

#PL	1st	RU	RK	PS	RK	T	RK	PTS
998	277	1591	9	2964	8	4555	5	299

2006...

#PL	1st	RU	RK	PS	RK	T	RK	PTS
936	236	1214	2	3011	6	4225	1	201

#PL = No. of Plays • 1st = 1st Downs • RU = Rush Yds
RK = Rank • PS = Pass Yds • T = Total • PTS = Points



THE LAST TIME

Overtime Game Won

- By Ravens —11/20/05 vs. Pit. (16-13 OT)
- By Opponents —11/16/03 at Mia. (6-9 OT)

Overtime Game Tied

- 11/16/97 vs. Phi. (10-10 T)

Shutout

- By Ravens —11/26/06 vs. Pit. (27-0)
- By Opponents —9/15/02 vs. TB (0-25)

Safety Scored

- By Ravens —**Ed Reed 10/2/06 vs. SD (P Mike Scifres tackled in end zone by Reed)**
- By Opponents —Keith Bulluck and Tony Brown 11/12/06 at Ten. (Bulluck and Brown sacked Steve McNair out of bounds in the end zone.)

PAT (1-point) Unsuccessful

- By Ravens —**Matt Stover 10/27/96 vs. STL (wide right)**
- By Opponents —Jason Elam 12/11/05 at Den. (kick hit upright)

Punt Returned for a Touchdown

- By Ravens —**B.J. Sams (78 yards) 10/10/04 at Was.**
—**Jermaine Lewis (88 yards) 1/20/02 at Pit. - DP**
- By Opponents —Dennis Northcutt (62 yards) 1/1/06 at Cle.

KOR for a Touchdown

- By Ravens —Patrick Johnson (97 yards) 12/13/98 vs. Min.
—**Jermaine Lewis (84 yards) 1/28/01 at NYG - SB XXXV**
- By Opponents —Wes Welker (95 yards) 1/2/05 vs. Mia.
—**Ron Dixon (97 yards) 1/28/01 at NYG - SB XXXV**

Intercepted Pass Returned for a Touchdown

- By Ravens —**Chris McAlister (31 yards) 12/31/06 vs. Buf.**
—**Will Demps (56 yards) 1/3/04 vs. Ten. - WC**
- By Opponents —Mike Peterson (26 yards) 11/13/05 at Jax.

Fumble Returned for a Touchdown

- By Ravens —Adalius Thomas (57 yards) 11/26/06 vs. Pit.
- By Opponents —Jarvis Green (recovered in end zone) 11/28/04 at NE

Blocked Field Goal

- By Ravens —**Trevor Pryce 11/12/06 at Ten. (Rob Bironas 43-yard att.)**
—**Keith Washington 1/7/01 at Ten. (Al Del Greco 27-yard att.) - WC**
- By Opponents —Larry Tripplett 12/19/04 at Ind. (Matt Stover 31-yard att.)

Blocked Field Goal Returned for a Touchdown

- By Ravens —**Chris McAlister on a missed FG (107 yards) 9/30/02 vs. Den. (NFL's 2nd LG play)**
—**Anthony Mitchell (90 yards) 1/7/01 at Ten. - DP**
- By Opponents —0

Blocked Punt

- By Ravens —**Ed Reed (16 yards) 11/23/03 vs. Sea. (Tom Rouen punt)**
- By Opponents —Rob Reynolds 9/18/05 at Ten. (Dave Zastudil punt)
—**Chris Coleman at Ten. 1/7/01 (Kyle Richardson punt) - Wild Card**

Blocked Punt Returned for a Touchdown

- By Ravens —**Ed Reed (16 yards) 11/23/03 vs. Sea.**
- By Opponents —Alvis Whitted (24 yards) 11/1/98 vs. Jax.

100 Yards Rushing

- By Ravens —Jamal Lewis (109 yards) 12/17/06 vs. Cle.
—**Terry Allen (106 yards) 1/13/02 at Mia. - Wild Card**
- By Opponents —Larry Johnson (120 yards) 12/10/06 at KC.

3 Touchdowns Rushing

- By Ravens —Jamal Lewis 11/19/06 vs. Atl.
- By Opponents —Duce McAllister 12/8/02 vs. NO

100 Yards Receiving

- By Ravens —**Mark Clayton (108 yards) 12/24/06 at Pit.**
- By Opponents —Lee Evans (145 yards) 12/31/06 vs. Buf.

200 Yards Receiving

- By Ravens —Qadry Ismail (258 yards) 12/12/99 at Pit.
- By Opponents —Jimmy Smith (291 yards) 9/10/00 vs. Jax.

3 Touchdowns Receiving

- By Ravens —Qadry Ismail (258 yards) 12/12/99 at Pit.
- By Opponents —Jimmy Smith (291 yards) 9/10/00 vs. Jax.

400 Yards Passing

- By Ravens —Vinny Testaverde (with Ravens) (429) 10/27/96 vs. STL - OT
- By Opponents —Vinny Testaverde (with Jets) (481) 12/24/00 vs. NYJ

4 Touchdowns Passing

- By Ravens —**Kyle Boller 12/12/04 vs. NYG**
- By Opponents —Drew Bledsoe 10/6/96 vs. NE

5 Touchdowns Passing

- By Ravens —0
- By Opponents —Matt Hasselbeck 11/23/03 vs. Sea.

*Postseason in Red
Current Ravens Bolded

RAVENS BIGGEST DAYS

RUSHING

(ALL 100+ YARD GAMES)

295*	Jamal Lewis vs. Cle., 9/14/03 (30 car.)
227	Priest Holmes @ Cin., 11/22/98 (36 car.)
205	Jamal Lewis @ Cle., 12/11/03 (27 car.)
187	Jamal Lewis @ Cle., 10/6/02 (26 car.)
187	Jamal Lewis vs. Dal., 11/19/00 (20 car.)
186	Jamal Lewis @ Cin., 9/26/04 (18 car.)
180	Jamal Lewis vs. Cin., 12/7/03 (30 car.)
176	Bam Morris @ Was., 10/26/97 (36 car.)
173	Priest Holmes vs. Cin., 9/27/98 (27 car.)
170	Jamal Lewis vs. Cle., 11/26/00 (30 car.)
167	Jamal Lewis vs. Mia., 1/2/05 (34 car.)
154	Jay Graham vs. Pit., 11/16/97 (35 carries)
149	Earnest Byner vs. NO, 9/29/96 (24 car.)
139	Chester Taylor vs. Cin., 12/5/04 (23 car.)
136	Errict Rhett @ Atl., 10/3/99 (27 car.)
135	Jamal Lewis vs. Cin., 11/10/02 (21 car.)
134	Jamal Lewis vs. Den., 10/26/03 (32 car.)
133	Terry Allen vs. Min., 1/7/02 (23 car.)
132	Jamal Lewis @ SD, 9/21/03 (23 car.)
132	Priest Holmes vs. Det., 12/27/98 (28 car.)
131	Jamal Lewis @ Ari., 10/12/03 (21 car.)
130	Jamal Lewis @ Ind., 12/19/04 (20 car.)
130	Priest Holmes @ Pit., 12/12/99 (18 car.)
130	Bam Morris @ NYJ, 11/21/97 (31 car.)
126	Jamal Lewis @ Ari., 12/17/00 (29 car.)
125	Jamal Lewis @ Oak., 12/14/03 (24 car.)
121	Jamal Lewis @ Cin., 12/1/02 (22 car.)
119	Jamal Lewis vs. Jax., 10/30/02 (28 car.)
119	Priest Holmes @ Pit., 9/20/00 (25 car.)
117	Jamal Lewis vs. Sea., 11/23/03 (26 car.)
117	Errict Rhett @ Cle., 11/7/99 (17 car.)
117	Bam Morris @ Cin., 12/8/96 (21 car.)
116	Jamal Lewis @ Was., 10/10/04 (28 car.)
116	Jamal Lewis vs. Cin., 9/24/00 (25 car.)
115	Jamal Lewis vs. KC, 9/28/03 (26 car.)
114	Jamal Lewis vs. Pit., 12/28/03 (27 car.)
113	Jamal Lewis @ Cin., 11/27/05 (23 car.)
113	Errict Rhett vs. Cle., 9/26/99 (22 car.)
111	Jamal Lewis @ STL, 11/9/03 (27 car.)
111	Moe Williams vs. Ind., 12/2/01 (24 car.)
110	Jamal Lewis vs. Den., 12/31/00 (30 car.) WC
109	Jamal Lewis vs. Cle., 12/17/06 (22 car.)
109	Jamal Lewis vs. NO, 10/29/06 (31 car.)
109	Terry Allen @ Mia., 1/13/02 (25 car.) WC
109	Jamal Lewis @ Cin., 11/5/00 (22 car.)
109	Bam Morris @ Jax., 11/10/96 (26 car.)
108	Terry Allen vs. Ten., 10/7/01 (22 car.)
105	Jamal Lewis vs. GB, 12/19/05 (22 car.)
104	Chester Taylor vs. NYG 12/12/04 (25 car.)
103	Priest Holmes vs. Ind., 11/29/98 (27 car.)
102	Jamal Lewis @ NYG, 1/28/01 (27 car.) Super Bowl XXXV
101	Jamal Lewis @ Cin., 10/19/03 (19 car.)
101	Errict Rhett vs. Pit., 9/19/99 (22 car.)
100	Jamal Lewis vs. Cle., 12/22/02 (21 car.)
100	Priest Holmes vs. Ten., 12/5/99 (9 car.)
100	Bam Morris vs. Pit., 12/1/96 (21 car.)



RB Jamal Lewis posted 32 100-yard rushing games as a Raven.

PASSING

(ALL 300+YARD GAMES)

429	Vinny Testaverde vs. STL, 10/27/96 (31 of 51)
373	Steve McNair @ Ten., 11/12/06 (29 of 47)
366	Vinny Testaverde vs. Jax., 11/24/96 (31 of 50)
353	Vinny Testaverde vs. NE, 10/6/96 (29 of 45)
349	Eric Zeier @ Cin., 12/21/97 (28 of 41)
338	Vinny Testaverde @ Den., 10/20/96 (27 of 45)
336	Jeff Blake @ Pit., 12/29/02 (19 of 26)
332	Tony Banks vs. Ten., 12/5/99 (18 of 31)
331	Vinny Testaverde vs. Mia., 10/19/97 (32 of 47)
326	Elvis Grbac @ Cin., 9/23/01 (33 of 63)
322	Vinny Testaverde vs. Jax., 8/31/97 (24 of 41)
318	Vinny Testaverde @ Ten., 9/21/97 (23 of 37)
316	Jeff Blake vs. NO, 12/8/02 (18 of 39)
307	V. Testaverde vs. Hou., 12/22/96 (23 of 32)
302	Kyle Boller @ Cin., 10/19/03 (15 of 27)
302	Eric Zeier vs. Sea., 12/7/97 (17 of 28)

RECEIVING

(ALL 100+ YARD GAMES)

258	Qadry Ismail @ Pit., 12/12/99 (6 rec.)
198	Derrick Alexander vs. Pit., 12/1/96 (7 rec.)
150	Derrick Alexander vs. Sea., 12/7/97 (6 rec.)
150	Michael Jackson vs. Jax., 11/24/96 (9 rec.)
147	Floyd Turner vs. Min., 12/13/98 (10 rec.)
146	Todd Heap @ Pit., 12/29/02 (7 rec.)
143	Michael Jackson vs. Jax., 8/31/97 (8 rec.)
138	Travis Taylor @ Cin., 10/19/03 (4 rec.)
131	Marcus Robinson vs. Sea., 11/23/03 (7 rec.)
129	Todd Heap @ Cin., 10/19/03 (7 rec.)
129	Qadry Ismail @ Ten., 11/12/01 (8 rec.)
128	Michael Jackson vs. NE, 10/6/96 (8 rec.)
127	Travis Taylor @ Atl., 11/3/02 (4 rec.)
126	Derrick Alexander @ Den., 10/20/96 (6 rec.)
125	Mark Clayton @ Ten., 11/12/06 (7 rec.)
124	Jermaine Lewis @ Ten., 9/21/97 (8 rec.)
123	Derrick Alexander vs. NE, 10/6/96 (6 rec.)
122	Jermaine Lewis vs. Cin., 9/27/98 (4 rec.)
117	Jermaine Lewis @ Jax., 9/20/98 (4 rec.)
117	Michael Jackson vs. Hou., 12/22/96 (5 rec.)
115	Qadry Ismail vs. NO, 12/19/99 (7 rec.)
114	Patrick Johnson @ NE, 1/2/00 (9 rec.)
113	Qadry Ismail vs. Ten., 12/5/99 (5 rec.)
113	Michael Jackson vs. STL, 10/27/96 (7 rec.)
112	Mark Clayton @ KC, 12/10/06 (5 rec.)
111	Derrick Alexander @ Cin., 12/21/97 (5 rec.)
110	Todd Heap vs. GB, 12/19/05 (9 rec.)
108	Mark Clayton @ Pit., 12/24/06 (7 rec.)
108	Jamal Lewis vs. NO, 12/8/02 (4 rec.)
108	Floyd Turner @ Ten., 12/6/98 (4 rec.)
108	Floyd Turner vs. STL, 10/27/96 (6 rec.)
105	Mark Clayton @ Den., 12/11/05 (7 rec.)
105	Jermaine Lewis vs. Mia., 10/19/97 (6 rec.)
104	Shannon Sharpe vs. Ten., 10/22/00 (8 rec.)
104	Derrick Alexander vs. Cin., 9/7/97 (8 rec.)
104	Floyd Turner vs. Cin., 11/3/96 (6 rec.)
103	Derrick Mason vs. Min., 12/25/05 (9 rec.)
102	Marcus Robinson vs. Pit., 12/28/03 (6 rec.)
102	Qadry Ismail @ Pit., 9/3/00 (7 rec.)
101	Mark Clayton vs. Car., 10/15/06 (5 rec.)
101	Shannon Sharpe vs. Dal., 11/19/00 (5 rec.)
100	Demetrius Williams vs. Cle., 12/17/06 (2 rec.)

POSTSEASON IN RED

SB XXXV IN GOLD

* = NFL RECORD

CURRENT RAVENS BOLDED



RAVENS LONGEST PLAYS

LONGEST RUSH FROM SCRIMMAGE

- 82t Jamal Lewis vs. Cle., 9/14/03
 75t Jamal Lewis @ Cin., 9/26/04
 75t Jamal Lewis @ Cle., 10/6/02
 72t Jamal Lewis @ Cle., 12/21/03
 72t Priest Holmes vs. Ten., 12/5/99
 64t Priest Holmes @ Pit., 12/12/99
 63t Jamal Lewis vs. Cle., 9/14/03
 56t Priest Holmes @ Cin., 11/22/98
 55t Moe Williams vs. Ind., 12/2/01
 52t Jamal Lewis vs. Cle., 12/17/06
 52t Jamal Lewis @ Ari., 10/12/03
 52t Errict Rhett @ Cle., 11/7/99
 52t Chester Taylor vs. Cle., 10/16/05
 48t Jamal Lewis vs. Cle., 9/14/03
 47t Jamal Lewis @ Ind., 12/19/04
 47t Chester Taylor vs. Cin., 12/5/04
 47t Priest Holmes vs. Cin., 9/27/98
 46t Errict Rhett @ NYJ, 9/13/98
 45t Jamal Lewis @ Mia., 9/17/00
 42t Earnest Byner vs. NO, 9/29/96
 38t Priest Holmes @ Cin., 11/22/98
 36t Priest Holmes vs. Ind., 11/29/98
 36t Jamal Lewis vs. Cle., 11/26/00

LONGEST PASS PLAYS/SCRIMMAGE

- 96t **Trent Dilfer to Shannon Sharpe @ Oak., 1/14/01 - A**
 92t Eric Zeier to Derrick Alexander vs. Sea., 12/7/97
 87t **Steve McNair to Mark Clayton @ KC, 12/10/06**
 86t Vinny Testaverde to Michael Jackson vs. Hou., 12/22/96
 83t Eric Zeier to Derrick Alexander @ Cin., 12/21/97
 77t **Kyle Boller to Demetrius Williams vs. Cle., 12/17/06**
 77t Jeff Blake to Jamal Lewis vs. NO, 12/8/02
 77t Elvis Grbac to Qadry Ismail vs. Ten., 10/7/01
 76t Tony Banks to Qadry Ismail @ Pit., 12/12/99
 76t Tony Banks to Patrick Johnson vs. Ten., 12/5/99
 73t **Kyle Boller to Travis Taylor @ Cin., 10/19/03**
 73t Tony Banks to Billy Davis @ Cin., 11/21/99
 73t Eric Zeier to Jermaine Lewis vs. Cin., 9/27/98
 66t Jim Harbaugh to Floyd Turner @ Ten., 12/6/98
 65t **Steve McNair to Mark Clayton @ Ten., 11/12/06**
 65t V. Testaverde to Michael Jackson @ SF, 11/17/96
 64t Anthony Wright to Travis Taylor vs. Cin., 12/7/03
 64t Tony Banks to Patrick Johnson vs. Cin., 12/26/99
 64t Eric Zeier to Jermaine Lewis vs. Pit., 9/6/98
 64t V. Testaverde to Derrick Alexander vs. NO, 9/29/96
 63t Elvis Grbac to Travis Taylor @ Den., 9/30/01
 62t **Kyle Boller to Mark Clayton vs. Car., 10/15/06**

- 59t Trent Dilfer to Shannon Sharpe vs. Dal., 11/19/00
 59t Tony Banks to Qadry Ismail @ Pit., 12/12/99
 58t **Trent Dilfer to Shannon Sharpe vs. Den., 12/31/00 - WC**
 58t Jim Harbaugh to Jermaine Lewis @ SD, 11/15/98
 57t **Kyle Boller** to Randy Hymes vs. KC, 10/4/04
 57t Elvis Grbac to Qadry Ismail @ Ten., 11/12/01
 56t **Trent Dilfer to Shannon Sharpe @ Ten., 1/7/01 - DP**
 56t Eric Zeier to Jermaine Lewis @ Jax., 9/20/98
 56t Jim Harbaugh to Eric Green @ Jax., 9/20/98
 54t Qadry Ismail from Tony Banks @ Pit., 12/12/99
 54t Qadry Ismail from Tony Banks vs. Ten., 12/5/99
 54t Stoney Case to Justin Armour @ Atl., 10/3/99
 54t Vinny Testaverde to Michael Jackson vs. Jax., 8/31/97
 53t Tony Banks to Qadry Ismail @ Pit., 9/3/00
 53t Jim Harbaugh to Jermaine Lewis vs. Ind., 11/29/98
 53t Jim Harbaugh to Michael Jackson @ GB, 10/25/98
 53t Vinny Testaverde to Derrick Alexander vs. Pit., 12/1/96
 52t **Kyle Boller to Clarence Moore @ Phi., 10/31/04**
 52t Vinny Testaverde to Bam Morris @ Jax., 11/10/96
 52t Stoney Case to Patrick Johnson @ Atl., 10/3/99

LONGEST PUNT RETURNS

- 95t Lamont Brightful vs. Cin., 11/10/02
 88t **Jermaine Lewis @ Pit., 1/20/02 - WC**
 89t Jermaine Lewis vs. NYJ, 12/24/00
 89t Jermaine Lewis vs. Sea., 12/7/97
 87t Jermaine Lewis vs. Cin., 9/27/98
 78t **B.J. Sams @ Was., 10/10/04**
 69t Jermaine Lewis @ NYJ, 9/13/98
 66t Jermaine Lewis vs. Sea., 12/7/97
 65t **B.J. Sams vs. Atl., 11/19/06**
 63t **B.J. Sams @ Cin., 9/26/04**
 62t Jermaine Lewis vs. Pit., 12/16/01
 59t **B.J. Sams vs. Atl., 11/19/06**
 58t **B.J. Sams vs. KC, 10/4/04**
 54t Jermaine Lewis vs. NYJ, 12/24/00
 51t **B.J. Sams vs. Cle., 10/16/05**
 49t **B.J. Sams vs. GB, 12/19/05**
 47t Duane Starks vs. Cle., 11/26/00
 46t Jermaine Lewis vs. Pit., 12/1/96

POSTSEASON IN RED

SB XXXV IN GOLD

* = NFL RECORD

CURRENT RAVENS BOLDED

ALL-TIME PLAYER TRADES

March 12, 1996

Traded 1997 4th-round pick to Sea. for G Jeff Blackshear.

February 14, 1997

Traded OT Tony Jones to Den. for Broncos 1997 2nd-round pick (S Kim Herring).

August 24, 1997

Traded 1998 7th-round pick to Pit. for OL Bernard Dafney.

August 24, 1997

Traded 1999 7th-round pick to Phi. for G Ben Cavit.

February 14, 1998

Traded 1998 3rd-and 4th-round picks to Ind. for QB Jim Harbaugh and Colts 1998 4th-round pick.

February 18, 1998

Traded 1999 3rd-round pick to TB for RB Errict Rhett.

March 22, 1999

Traded 1999 3rd-round pick and conditional 2000 5th-round pick to Det. for QB Scott Mitchell.

March 30, 1999

Traded 1999 6th-round pick for TE Lovett Purnell.

April 17, 1999

Traded 1999 5th-round pick and 2000's 7th-round pick to STL for QB Tony Banks.

March 16, 2004

In a 3-team trade, the Ravens sent a 2nd-round pick to the SF 49ers in exchange for WR Terrell Owens (3/3), then reached a settlement prior to arbitration where the Ravens acquired a 5th-round compensatory pick from the Eagles, re-acquired their 2nd-round pick, and Phi. acquired Owens.

April 25, 2004

Traded 4th-round pick to Jax for WR Kevin Johnson.

June 8, 2006

Traded 2007 4th-round draft pick (128th overall) to Ten. for QB Steve McNair.

June 19, 2006

Traded 2007 conditional draft pick to Ind. for S Jerome Sapp.

March 9, 2007

Traded 3 draft picks (3rd and 7th in 2007; 3rd in 2008) to Buffalo for RB Willis McGahee, who signed a 6-year deal with the Ravens.

ALL-TIME RAVENS PRO BOWLERS

	1996
QB	Vinny Testaverde
S	Eric Turner

	1997
LB	Ray Lewis
OT	Jonathan Ogden

	1998
LB	Peter Boulware
RS	Jermaine Lewis
LB	Ray Lewis
DE	Michael McCrary
OT	Jonathan Ogden
S	Bennie Thompson
	<i>(special teams)</i>

	1999
LB	Peter Boulware
LB	Ray Lewis
DE	Michael McCrary
OT	Jonathan Ogden
S	Rod Woodson

	2000
DT	Sam Adams
LB	Ray Lewis
OT	Jonathan Ogden

	2000 (CONT'D)
K	Matt Stover
S	Rod Woodson

	2001
DT	Sam Adams
RS	Jermaine Lewis
LB	Ray Lewis
OT	Jonathan Ogden
TE	Shannon Sharpe
S	Rod Woodson

	2002
OT	Jonathan Ogden
LB	Peter Boulware
TE	Todd Heap

	2003 *
LB	Peter Boulware
TE	Todd Heap
RB	Jamal Lewis
LB	Ray Lewis
CB	Chris McAlister
OT	Jonathan Ogden
S	Ed Reed
LB	Adaluis Thomas
	<i>(special teams)</i>

* Tied with Kansas City for most Pro Bowlers (8) in NFL in 2003

	2004
OT	Jonathan Ogden
LB	Ray Lewis
CB	Chris McAlister
S	Ed Reed
LB	Terrell Suggs

	2005
OT	Jonathan Ogden

	2006
OT	Jonathan Ogden*
LB	Ray Lewis*
CB	Chris McAlister
QB	Steve McNair*
S	Ed Reed
LB	Bart Scott
LB	Terrell Suggs
LB	Adaluis Thomas

* Ogden (toe) went to Hawaii but DNP; Scott went instead of Lewis (hand); QB Vince Young (Ten.) went in lieu of McNair.

OVERTIME GAMES

DATE	OPP.	PLAY	TIME/RESULTS
10/27/96	STL	M. Jackson 22 Pass	(0:10) ..W 37-31
11/24/96	Jax.	Hollis 34 FG	(5:54) ..L 25-28
11/02/97	@ NYJ	Hall 37 FG	(10:02) ..L 16-19
11/16/97	Phi.	-	(0:00) ...T 10-10
10/03/99	@ Atl.	Armour 54 Pass	(12:31) ..W 19-13

DATE	OPP.	PLAY	TIME/RESULTS
11/16/03	@ Mia.	Mare 43 FG	(8:48)L 6-9
11/23/03	Sea.	Stover 42 FG	(6:32) ..W 44-41
12/28/03	Pit.	Stover 47 FG	(11:32) ..W 13-10
11/14/04	@ NYJ	Stover 42 FG	(7:35) ..W 20-17
11/20/05	Pit.	Stover 44 FG	(4:09) ..W 16-13

RECORD: 6-3-1

ALL-TIME TRANSACTIONS

1996

APRIL

- 9 - Waived LB Rich McKenzie
- 22 - Reinstated P Chris MacInnis to active roster
- 30 - Waived TE Paul Francisco, LB Charles Burrell

MAY

- 22 - Waived WR Michael Miller

JUNE

- 6 - Waived DB Michael Davis
- 7 - Signed DB Dante DePaola, QB Mike Groh, LB Rich Ruhl, DB Mario Bradley, TE Michael Warren, FB Richard Thomas

JULY

- 9 - Waived WR Andre Rison, LB Pepper Johnson
- 11 - Waived DB Don Griffin
- 16 - Signed T Jonathan Ogden (D1a '96), LB Ray Lewis (D1b '96), LB Dexter Daniels (D6a '96) and WR James Roe (D6b '96).
- 17 - Signed DT Tim Goad
- 18 - Signed WR Jermaine Lewis (D5b '96)
- 19 - Signed DB Vashone Adams, TE Frank Hartley, OL Quentin Neujahr, OL Jed Devries, RB Earnest Hunter, WRs Orlando Parker, James Bowden and LB Jerroll Williams
- 20 - Signed DB DeRon Jenkins (D2b '96), RB Carwell Gardner; Waived LB Rich Ruhl and DB Johnny Thomas
- 24 - Signed QB Jon Stark (D7b '96), DB Teddy Lawrence
- 31 - Signed C Steve Everett (restricted free agent)

AUGUST

- 19 - Waived G Marquin Bivins, WR James Bowden, DB Mario Bradley, DB Dante DePaola, DT Chad Eaton, RB Henry Fields, QB Mike Groh, DB Teddy Lawrence, K Chris MacInnis, LB Larry McSeed, WR Orlando Parker, G Pulu Poumele, RB Ricky Powers, TE Charles Randolph, RB Richard Thomas, T Deron Thorp, TE Michael Warren, DE Larry Williams
- 20 - Placed WR Curtis Brown on IR (ankle); placed QB Jon Stark on PUP, placed DT Corey Sears on IR (knee)
- 21 - Signed DT James Jones
- 22 - Waived DL Tau Pupua
- 25 - Waived DT David Barnard, RB Derrick Cullors, LB Dexter Daniels, DB Dante Dowers, T Spencer Folau, LB P.J. Killian, G Lonnie Palelei

SEPTEMBER

- 4 - Waived DL Jed Devries
- 11 - Signed DB Dante Dowers to practice squad
- 17 - Terminated DB Dante Dowers from practice squad
- 19 - Signed LB Dexter Daniels to practice squad
- 24 - Terminated RB Leroy Hoard, WR Curtis Brown (IR) and LB Dexter Daniels (practice squad). Signed TE Eric Green and RB Bam Morris
- 25 - Signed LB Keith Goganious

OCTOBER

- 8 - Waived RB Earnest Hunter
- 9 - Signed RB Randy Baldwin to practice squad
- 29 - Signed OL Spencer Folau and LB Dexter Daniels (D6a) to the practice squad. Signed FA DB Dorian Brew (active roster). Waived WR Calvin Williams and TE Harold Bishop
- 30 - Signed LB Sedic Clark to active roster (off Saints practice squad)

NOVEMBER

- 6 - Waived DL Cory Sears off IR (injury settlement)
- 13 - Signed DL Larry Williams and FB Richard Thomas to the practice squad
- 18 - Released FB Richard Thomas from practice squad
- 21 - Waived DB Issac Booth, and signed LB Dexter Daniels to the active roster
- 25 - Waived LB Dexter Daniels
- 27 - Signed LB Dexter Daniels, FB Richard Thomas and TE A.J. Ofofide to practice squad

DECEMBER

- 4 - Signed CB Corey Dowden as a free agent
- 7 - Waived LB Dexter Daniels off practice squad to active roster

1997

FEBRUARY

- 6 - Signed OL Spencer Folau
- 12 - Withdrew transition designation on C Steve Everett; Signed TE A.J. Ofofide; Waived OL Herman Arvie; Did not submit qualifying offers to DL Rick Lyle and TE Frank Hartley
- 14 - Traded OT Tony Jones to Denver for 1997 2nd-round pick (S Kim Herring)
- 28 - Re-signed WR Michael Jackson; Waived S Eric Turner

MARCH

- 13 - Re-signed OL Jeff Blackshear
- 20 - Signed OL Leo Goeas (UFA-Rams)

APRIL

- 2 - Re-signed S Stevon Moore
- 3 - Signed K Steve McLaughlin
- 7 - Signed DE Michael McCrary (UFA-Sea.)
- 8 - Signed S Rondell Jones (UFA-Den.)
- 22 - Signed DL Dameian Jeffries
- 24 - Signed DT Tony Siragusa (UFA-Ind.)
- 25 - Signed LB Richard Alvarado, LB Rusty Arrington, OL Alex Bernstein, DB Bryon Brown, FB Kenyon Cotton, WR James Epps, OL Mike Flynn, RB Priest Holmes, OL Richard Howard, DL Mike Ivey, TE Bill Khayat, DL Charles King, DL Kelvin Moore, OL Yohan Moulton, WR Donald Richard, LB Bernard Russ, DB Jermaine Trent, DL Robert Walker, WR Shawn Ward and DB John Williams
- 25 - Signed TE Keith Olsommer
- 29 - Signed DB Verone McKinley

JUNE

- 2 - Signed DL Sharrod Mack; Waived DL Dan Footman and LB Craig Powell
- 3 - Signed WR Eddie Britton, WR Jimmy Dean, P Bill Marinangel, OL Darryl Terrel and WR Marco Ward; Waived TE Keith Olsommer
- 4 - Signed TE Themba Masimini and LB Ronald Perry
- 5 - Signed DB Paul Guidry; Terminated contract of DL Tim Goad
- 19 - Signed RB Jay Graham (D3 '97)

JULY

- 3 - Signed LB Shawn Banks, OL Randy Bierman, FB Odell Collins, WR Robert Hall, DL Hugh Hunter and TE Jessie McCovery; Released P Bill Marinangel, OL Yohan Moulton and OL Darryl Terrel
- 9 - Signed RB Tony Vinson; Released LB Ronald Perry
- 11 - Waived DB Marvin Love from practice squad



JULY (1997 - CONT'D)

- 10 - Signed DB Eric Allen, LB Cornell Brown (D6b '97), LB Tyrus McCloud (D4b '97), C Jeff Mitchell (D5 '97), QB Wally Richardson (D7c '97) OL Dennis Whitmore and DB Michael Wright
- 14 - Signed FB Steve Lee (D6a '97), DB Ralph Staten (D7c '97), DL Leland Taylor (D7d '97) and DL Chris Ward (D7a '97); Released WR Jimmy Dean, DB Paul Guidry and TE Jessie McCoverly
- 15 - Claimed WR Ryan Yarborough off waivers (GB)
- 18 - Re-signed TE Eric Green and signed S Kim Herring (D2b '97)
- 21 - Waived LB Richard Alvarado
- 22 - Signed OL Matt Cravens
- 23 - Signed LB Jamie Sharper (D2a '97); Released OL Richard Howard
- 24 - Signed OL Kireem Swinton; Released DL Sharrod Mack
- 28 - Released DB Eric Allen and DL Hugh Hunter; WR James Epps and DL Robert Walker left camp
- 31 - Released DB Bryon Brown

AUGUST

- 1 - Released FB Odell Collins; DL Robert Walker returned to camp
- 5 - Claimed OL Craig Novitsky off waivers from STL
- 11 - Released K Steve McLaughlin
- 12 - Released TE Themba Masimini and WR Marco Ward
- 18 - Waived CB Rusty Arrington, LB Shawn Banks, C Matt Cravens, DE Mike Ivey, TE Bill Khayat, CB Verone McKinley, OL Craig Novitsky, QB Scott Otis, OL Kireem Swinton, DB Jermaine Trent, WR Shawn Ward, DB Michael Wright. The following players were placed on IR: WR Eddie Britton (shoulder); OL Sale Isaia (knee); C Jeff Mitchell (knee)
- 19 - Signed LB Peter Boulware (D1 '97). Waived DL Robert Walker and WR Robert Hall; Claimed OL Jerome Daniels off waivers (Mia.)
- 24 - Waived WR Donald Richard, OLs Dennis Whitmore, Jerome Daniels, Mike Flynn, Alex Bernstein, Randy Bierman, DLs Charles King, Dameian Jeffries, Kelvin Moore and LB Bernard Russ. Acquired OL Bernard Dafney from Pittsburgh for a 7th-round pick in 1998 and OL Ben Cavit from Phi. for a 7th-round pick in the 1999 draft
- 25 - Signed LB Tyrell Peters as a FA
- 26 - Waived FB Steve Lee (D6 '97); Signed to practice squad: OL Alex Bernstein, FB Jason Bratton, G Jerome Daniels, WR Donald Richard and CB John Williams
- 27 - Claimed OL John Elmore off waivers (from Miami)

SEPTEMBER

- 2 - Terminated contract of practice squad player FB Jason Bratton
- 3 - Signed LB Nicholas Lopez to practice squad
- 16 - Waived CB Dorian Brew
- 17 - Signed CB Eugene Daniel as a free agent
- 22 - Bam Morris reinstated by the NFL

OCTOBER

- 3 - LB Nicholas Lopez terminated
- 13 - WR Ray Ethridge (thumb/wrist) placed on IR
- 14 - Waived LB Tyrell Peters
- 15 - Signed DE Keith Washington as a FA
- 16 - Waived OL John Elmore; Signed LB Tyrell Peters to practice squad

NOVEMBER

- 19 - Signed WR Nate Singleton as a free agent
- 26 - Signed CB John Williams from practice squad to

active roster; Signed DL Dwaine Robinson to practice squad; Waived OL Bernard Dafney; Placed DL Leland Taylor on non-football inj. (fractured foot).

- 27 - OL Jerome Daniels (practice squad) signed by Ari.

DECEMBER

- 3 - Signed OL Alex Bernstein to active roster (from practice squad); Signed OL Mike Flynn to active roster (from Jacksonville's practice squad)
- 8 - S Stevon Moore had arthroscopic surgery on both knees
- 10 - Signed S Lamar Lyons as a free agent; Placed G Leo Goeas (pectoral) on IR
- 17 - Signed DL Robert Walker to the practice squad
- 19 - Signed LB Tyrell Peters off practice squad. Placed WR Nate Singleton (hip) on IR

1998**FEBRUARY**

- 14 - Traded for QB Jim Harbaugh (Ind.)
- 17 - Signed Errict Rhett (UFA)
- 25 - Signed CB Rod Woodson (UFA)
- 27 - Signed FB Roosevelt Potts (UFA)

JUNE

- 24 - Signed WR Patrick Johnson (D2 '98)

JULY

- 17 - Signed DT Martin Chase (D5a '98)
- 20 - Signed S Ryan Sutter (D5b '98), LB Ron Rogers (D6a '98) and TE Cam Quayle (D7b '98)
- 21 - Signed T Sammy Williams (D6b '98)
- 22 - Waived DE Kareem Robinson (inj.)
- 24 - Signed WR Floyd Turner and DL Leonard Renfro
- 27 - Waived DL Leonard Renfro
- 29 - Signed TE Harper Le Bel; Waived LB Chris Buxton (left camp)
- 30 - Signed CB Tyrone Hughes
- 31 - Signed LB Sylvester Wright

AUGUST

- 4 - Waived TE Scott Richards
- 5 - Signed 1st-round choice CB Duane Starks (D1-98)
- 12 - Waived FB Rob Robertson (inj.)
- 13 - Waived RB Eric Booth (inj.)
- 17 - Signed DB Corey Harris
- 25 - Waived QB Bill Ward, RB Ben Snell, WRs Stevie Anderson, Duane Gregory, McArthur Johnson and Donald Richard, TE Cam Quayle, OLs Brandon Dyson and Adam Hernandez, LBs William Morris and Ron Rogers, DBs Tyrone Hughes, Lamar Lyons, Rebert Mack and Ryan Sutter, K Nelson Garner. Placed the following players on IR: FB Rob Robertson (knee), DE Kareem Robinson (knee), FB Tony Vinson (shoulder), DTMartin Chase (ankle/lower leg) and OL Sale Isaia (Achilles)
- 30 - Waived TE A.J. Ofo dile, OL Alex Bernstein, DL Chartric Darby, DE Chris Ward, LB Sylvester Wright, S Rondell Jones (inj. settlement; contract terminated), P Greg Montgomery, Placed OL Sammy Williams (knee/ankle) on IR

SEPTEMBER

- 1 - Signed OL Alex Bernstein, DL Chartric Darby and WR Phil Savoy to the practice squad
- 2 - Waived DL Larry Fitzpatrick; Signed LB Reggie Lowe to the practice squad
- 3 - Signed TE A.J. Ofo dile to active roster
- 4 - Signed DL Larry Fitzpatrick to the practice squad
- 21 - OL Alex Bernstein signed off the Ravens' practice squad by NYJ
- 22 - Signed OL Adam Hernandez to practice squad
- 29 - Terminated the contract of LB Reggie Lowe from the practice squad
- 30 - Signed LB Brad Jackson to practice squad

OCTOBER

- 13 - Placed TE Harper Le Bel on IR (elbow)
- 14 - Signed DE/PC Paul Frase as a FA
- 28 - Placed LB Tyrus McCloud (knee) on IR; Waived OL Spencer Folau; Signed LBs Jeff Kopp and Jerry Olsavsky as FAs

NOVEMBER

- 2 - Waived WR Ryan Yarbrough
- 3 - Re-signed OL Spencer Folau as a FA

DECEMBER

- 2 - Placed S Kim Herring on IR (shoulder); Signed WR Phil Savoy to active roster from practice squad; Signed WR Mike Bowman to practice squad
- 10 - Placed RB Jay Graham (knee) on IR
- 12 - Activated OL Adam Hernandez to the active roster off the practice squad
- 14 - Waived OL Adam Hernandez
- 17 - Signed LB Brad Jackson to the active roster from the practice squad; Signed OL Brandon Dyson and DE Dwaine Robinson to practice squad
- 18 - Signed DT Larry Fitzpatrick to active roster from practice squad; Waived WR Phil Savoy
- 22 - Signed WR Phil Savoy to the practice squad

1999**FEBRUARY**

- 4 - Signed WR Mike Bowman
- 8 - FB Rob Robertson waiver requested
- 10 - Signed WR Phil Savoy, RB Ben Snell
- 12 - Signed OL Chris Harrison
- 15 - Signed FB Rob Robertson
- 16 - Signed OL Brandon Dyson
- 18 - Signed FB Charles Evans (UFA-Minnesota), re-signed CB John Williams
- 25 - Signed TE/LS Frank Wainwright (UFA-Miami)
- 26 - Signed OL Harry Swayne (UFA-Denver), TE Greg DeLong (UFA-Minnesota); Re-signed WR Floyd Turner

MARCH

- 3 - Signed WR Kendrick Nord
- 9 - Signed TE Aaron Pierce
- 19 - Signed DE Fernando Smith (UFA-Jax.)
- 22 - Acquired QB Scott Mitchell from Detroit for 1999 3rd-round pick and conditional 2000 5th-round pick; Traded QB Jim Harbaugh to San Diego for 2000 5th-round pick; Re-signed LB Tyrell Peters, DE Kareem Robinson
- 30 - Acquired TE Lovett Purnell from New England for 1999 6th-round pick

APRIL

- 9 - Re-signed WR James Roe
- 17 - Acquired QB Tony Banks from St. Louis for 1999 5th-round pick and 2000 7th-round pick; Traded QB Eric Zeier to Tampa Bay for 1999 6th-round pick
- 18 - Acquired OL Everett Lindsay from Minnesota for 1999 6th-round pick (Tampa Bay)
- 20 - Signed RB/KR Steve Broussard
- 22 - Re-signed LB Jeff Kopp, OL Mike Flynn; Signed K Scott Bentley off waivers from Tampa Bay, OL Robert Sapp
- 23 - Signed CB James Trapp (UFA-Oakland), Signed OL Cleve Roberts, DE Marques Douglas, LB Tron Wright, DB Fred Wilkerson, DT Cory Francis, QB Jason Maas, DB Jermaine Derricott, DB Corey Chamblin, RB Thomas Sieh, DE Charles Preston
- 26 - Re-signed RB Errict Rhett; Signed WR Ramon Huff
- 27 - Signed WR Qadry Ismail
- 28 - Signed LB Brad Jackson

MAY

- 14 - Re-signed OL Spencer Folau, DL Lionel Dalton
- 17 - Re-signed DB/KR Corey Harris
- 19 - Re-signed TE A.J. Ofofide

JUNE

- 8 - Signed WR Webster Slaughter
- 18 - Signed WR Billy Davis; Released WR Tywan Mitchell
- 22 - Released WR Ramon Huff

JULY

- 1 - Agreed to terms with RB/WR Eric Metcalf
- 21 - Signed P Paul McCord
- 23 - Signed CB Chris McAlister (D1 '99)
- 28 - Waived WR James Roe, CB Fred Wilkerson, WR Mike Bowman, DT Kareem Robinson, RB Ben Snell
- 29 - Signed G Edwin Mulitalo (D4b '99) and WR Brandon Stokley (D4a '99)
- 31 - Signed S Anthony Poindexter (D7 '99)

AUGUST

- 17 - Signed QB Stoney Case; Waived QB Jason Maas
- 23 - Waived OL Brandon Dyson, DT Cory Francis, P Paul McCord, QB Wally Richardson, OT Cleve Roberts, WR Phil Savoy, RB Thomas Sieh and LB Antrony Wright
- 30 - Waived RB Steve Broussard, CB Jermaine Derricott, WR Kendrick Nord, DE Charles Preston and FB Rob Robertson
- 31 - Waived WR Webster Slaughter

SEPTEMBER

- 5 - Waived K Scott Bentley, DB Corey Chamblin, DL Marques Douglas, DL Larry Fitzpatrick, OL Chris Harrison, LB Jeff Kopp, LB Tyrus McCloud, RB Eric Metcalf, OL Bob Sapp, WR Floyd Turner, DB John Williams, and OL Sammy Williams
- 7 - Signed DL Marques Douglas, DL Larry Fitzpatrick, OL Cleve Roberts, S Anthony Mitchell and WR Kendrick Nord to practice squad
- 9 - Reached agreement with DE Michael McCrary on a 5-year contract extension
- 26 - Released TE Lovett Purnell; Signed LB Jeff Kopp
- 27 - Signed FB Obafemi Ayanbadejo; Placed FB Tony Vinson (shoulder) on IR; Terminated practice squad contract of OL Cleve Roberts; Signed C Emmett Zitelli to practice squad

OCTOBER

- 6 - Claimed K Joe Nedney (Arizona) off waivers; Released LB Jeff Kopp
- 12 - Signed TE Ryan Collins to the practice squad; Terminated the practice squad contract of DE Larry Fitzpatrick

- 25 - Signed WR Brandon Stokley (shoulder) on IR; Signed WR Marcus Nash as a free

NOVEMBER

- 9 - Placed S Stevon Moore on IR; Waived K Joe Nedney; Activated S Anthony Poindexter off PUP; Signed S Darren Perry as a FA
- 10 - Claimed OL Sammy Williams off of waivers; Placed OL Harry Swayne (foot) on IR
- 30 - Placed TE Aaron Pierce on IR; Re-signed TE Lovett Purnell

DECEMBER

- 3 - Signed TE Ryan Collins off practice squad; Waived OL Chris Harrison
- 8 - Signed S Anthony Mitchell off practice squad; Placed S Anthony Poindexter (knee) on IR; Signed OL Chris Harrison and DB Marvin Love to practice squad



DECEMBER (1999 - CONT'D)

- 15 - Signed CB Clarence Love to practice squad
- 22 - Waived TE Lovett Purnell; Activated DE Marques Douglas to active roster from practice squad; Signed DE Charles Preston to practice squad
- 30 - Placed TE Ryan Collins (foot) on IR
- 31 - Activated DB Clarence Love (practice squad) to 53-man roster

2000**FEBRUARY**

- 11 - Signed OL Damon Denson as a FA
- 17 - Signed OL Kipp Vickers as a FA
- 18 - Signed TE Shannon Sharpe (UFA-Den.)
- 23 - Released G Jeff Blackshear, S Stevon Moore and TE Aaron Pierce

MARCH

- 13 - Signed QB Trent Dilfer -UFA-TB
- 16 - Signed DB Robert Bailey-UFA-Det.
- 24 - Signed LB Dennis Stallings as a FA

APRIL

- 7 - Signed OL Orlando Bobo as a FA
- 13 - Traded the 15th and 45th picks in the 2000 draft to Den. for the 10th overall pick in 2000 draft
- 17 - Signed DT Sam Adams (UFA-Sea., 4-year contract)
- 24 - Signed P Don Icsman as a FA
- 25 - Signed C Rod Payne as a FA
- 28 - Signed the following rookie or 1st-year FAs: DB DeJuan Alfonzo, RB Robert Arnaud, RB Jason Brookins, OT David Camacho, RB Lloyd Clemons TE John Jones, DB Kenny Kelly, OT Curtice Macfarlane, K Dan McGuire, QB Dan Robinson, DB Jermaine Smith, WR Germany Thompson, DB Lynde Washington, LB Calvin Wilkinson, LB Ben Wittman

JUNE

- 1 - Waived LB Ben Wittman
- 15 - Signed LB OJ Brigrance as a FA; Signed DT Cedric Woodard (D6b '00)

JULY

- 14 - Signed DE Adalius Thomas (D6a '98)
- 17 - Signed OL Richard Mercier (D5 '98)
- 21 - Signed FAs DB Corby Jones, DL Jarrett Loggins, DL Carl Powell and FB Alan Ricard
- 24 - Placed LB Peter Boulware on active/PUP; Signed TE Ben Coates, WR Jamal Lewis (D1a, 2000) and QB Chris Redman (D3, 2000); Signed exclusive rights players DT Lionel Dalton, LB Brad Jackson and S Anthony Poindexter; Placed DT Tony Siragusa on reserve/did not report list
- 27 - Signed exclusive rights player, P Kyle Richardson; Signed WR Linton Coleman as a FA

AUGUST

- 2 - Signed WR Travis Taylor (D1b, 2000). Waived OL Curtice MacFarlane
- 7 - Signed FB Sam Gash; Waived DB Kenny Kelly and LB Tyrell Peters
- 8 - DE Charles Preston left squad
- 9 - Waived WR Kendrick Nord
- 16 - Waived WR Linton Coleman, OT David Camacho P Don Icsman, K Dan McGuire and LB Dennis Stallings
- 17 - Waived DE Charles Preston
- 19 - Waived QB Dan Robinson, RB Corby Jones and DB Lynde Washington; Placed TE Pedro Edison on IR and S Bennie Thompson on reserve/retired

- 22 - Waived FB Charles Evans (injured) and placed LB Calvin Wilkinson (thigh/thumb) on IR
- 26 - Waived TE Ryan Collins, RB Robert Arnaud, RB Jason Brookins, DL Jarrett Loggins, G Richard Mercier, C Rod Payne, OG Damon Denson, CB Jermaine Smith, RB Jay Graham (Inj. settlement) and WR Germany Thompson
- 28 - Waived WR Marcus Nash; Signed to practice squad RB Robert Arnaud, RB Jason Brookins, G Richard Mercier, FB Alan Ricard and WR Germany Thompson

SEPTEMBER

- 1 - Waived DL Cedric Woodard. Roster exemption lifted for DT Tony Siragusa
- 12 - Terminated RB Jason Brookins off practice squad
- 13 - Signed DT Kelly Gregg to practice squad

OCTOBER

- 24 - Placed LS/TE Frank Wainright (back) on IR; Signed LS/OL John Hudson as a FA

NOVEMBER

- 6 - Received roster exemption for DT Larry Webster
- 8 - Signed WR Marcus Nash; Placed WR Travis Taylor (clavicle) on IR
- 13 - Waived DL Carl Powell; Activated DL Larry Webster
- 15 - Terminated the contract of practice squad OL Richard Mercier; Signed G Rod Payne to practice squad
- 28 - Placed FB Obafemi Ayanbadejo (toe) on IR; Signed FB Chuck Evans as a FA

2001**JANUARY**

- 3 - Placed TE John Jones (ankle) on IR; Signed WR Germany Thompson off practice squad; Signed TE Jason Gavada to practice squad
- 12 - Signed LB Brendon Ayandadejo, RB Jason Brookins, DL Kelly Gregg, DB Evan Howell as FAs, all then assigned to NFLLE

MARCH

- 1 - Waived QB Tony Banks and OT Spencer Folau
- 8 - Signed QB Elvis Grbac (UFA KC)
- 12 - Waived CB Robert Bailey and DE Keith Washington
- 13 - Waived WR Billy Davis and withdrew the tender for TE Pedro Edison
- 14 - Signed OT Leon Searcy (UFA Jax.)

APRIL

- 3 - Signed UFA LB Jamie Sharper
- 9 - Signed RFA Kyle Richardson, who had received an offer sheet from Carolina
- 27 - Signed rookie FAs DT Mike Bland, DB Pete Destefano, DE Corey Callens, DT Damion Cook DT Ryan Fisher, OT Scott Harper, CB Richard Holland, RB Derek Homer, WR Albert Horsey, CB Delvin Hughley, QB Ortege Jenkins, LB Tim Johnson, G Jim Jones, TE Billy Kendall, RB Aaron Kernek, G Anthony Lambo, CB Alvin Porter, OT David Pruce, CB Damian Swain, CB Reggie Waddell, DT Adrian Wilson; Withdrew tender to WR Marcus Nash

MAY

- 2 - Signed OT Scott Harper as a FA
- 4 - Signed UFA S Rod Woodson
- 8 - Signed OL Orlando Bobo as a FA
- 17 - Signed K Brian Kopka as a FA
- 25 - Signed UFA LB Cornell Brown

JUNE

- 4 - Signed QB Randall Cunningham, QB Deontay Kenner and P Noel Prefontaine as FAs; Signed RB Chris Barnes (D5 '01)
- 6 - Signed Edgerton Hartwell (D4 '01)
- 11 - Withdrew tender to S Anthony Poindexter; Signed FB Sam Gash, FA
- 12 - Withdrew tender to CB Clarence Love
- 13 - Signed G Bennie Anderson as a FA; Signed LS Joe Maese (D6 '01)

SEPTEMBER

- 1 - Waived DE Corey Callens, DT Ryan Fisher, LB Kenny Jackson, LB Tim Johnson, OL Jim Jones, TE Billy Kendall, OL David Pruce and OL Chris Watton
- 2 - Waived RB Chris Barnes, TE Jonathan Burrough OT Damion Cook, DB Pete Destefano, FS Corey Gaines, WR Kenyon Hambrick, DB Evan Howell DB Delvin Hughley, RB Aaron Kernek and WR Germany Thompson
- 4 - Signed OT Damion Cook, WR Kenyon Hambrick RB Aaron Kernek, TE Jonathan Burrough and DB Delvin Hughley to the practice squad; Signed RB Moe Williams. Waived OL Orlando Bobo
- 5 - Waived LB Cornell Brown; Signed LB Tim Johnson
- 8 - Waived LB Tim Johnson; Signed DB Delvin Hughley off practice squad
- 9 - Waived DE Dwayne Missouri and DB Reggie Waddell. Signed LB Shannon Taylor; Terminated RB Aaron Kernek's practice squad contract.
- 10 - Waived DB Delvin Hughley; Signed OL Orlando Bobo
- 11 - Signed S Carnell Lake
- 18 - Signed DE Dwayne Missouri and DB Reggie Waddell to practice squad
- 28 - OL Damion Cook claimed by Chicago from practice squad

OCTOBER

- 25 - Signed DB Delvin Hughley to practice squad
- 26 - DE Dwayne Missouri claimed by Dallas from practice squad; Signed OL Orlando Bobo
- 31 - Signed DE Corey Callens to practice squad

NOVEMBER

- 21 - Claimed OL Jason Thomas from San Diego and signed him to active roster
- 28 - Signed DE Marques Douglas; Placed DE Michael McCrary (knee) on IR

DECEMBER

- 11 - Waived DE Corey Callens and DB Delvin Hughley from practice squad; Signed WR Bobby Newcombe and LB Anthony Sessions to practice squad

2002

JANUARY

- 3 - Placed LS Joe Maese (knee) on IR; Signed LS Dale Hellestrae.
- 10 - Placed LB Shannon Taylor (shoulder) on IR; Signed TE Jonathan Burrough off practice squad; Signed SS Martavius Houston to practice squad; Signed QB Cleo Lemon
- 16 - Placed CB James Trapp (groin) on IR; Signed WR Kenyon Hambrick off the practice squad.
- 22 - Signed CB Reggie Waddell

FEBRUARY

- 4 - Signed RB Derek Homer, WR Albert Horsey, RB Morgan Kane and OT Damon Nivens
- 6 - Signed WR Kenyon Hambrick
- 27 - Terminated contracts of DE Rob Burnett, FB Sam Gash, WR Qadry Ismail, TE Shannon Sharpe, DT Tony Siragusa, OL Kipp Vickers, DT Larry Webster S Rod Woodson, T Leon Searcy (failed physical)
- 28 - Terminated contract of DT Sam Adams

APRIL

- 2 - Waived WR Albert Horsey
- 16 - Signed WR Brandon Stokley
- 24 - Signed QB Jeff Blake
- 25 - Signed WR Lonny Mitchell
- 26 - Signed rookie FAs: LB Obi Arah, DT Nathan Bolling, TE Josh Bright, DB Shawn Byrdson, LB Jerry Cowan, LB Gary Davis, S Will Demps, G Ken Farrar, T Dawani Fladger, RB Sean Gregory, WR D.J. Humphries, RB Dameon Hunter, WR Randy Hymes, K J.R. Jenkins, LB J.R. Johnson, DT Omari Jordan, DT Maake Kemecatu, LS Mike Kraemer, DT Robert Malone, T Newel Matavao, DT Josh McKibben, FB Salem Simon, LS Brian Smith, T/G Lawrence Smith, LB Rod Taylor, G Jim Walker
- 29 - Waived FB Gary McNeil (failed physical)

MAY

- 15 - Waived LB Jerry Cowan
- 20 - Withdrew tender RB Jason Brookins. Re-signed CB James Trapp; Signed P Alan Cox

JUNE

- 3 - Signed LB Louis Green
- 4 - Signed LB Andre Arnold
- 17 - Signed RFA G Edwin Mulitalo

JULY

- 16 - Signed DE Andre Arnold
- 17 - Waived OT Newel Matavao, T Damion Nivens, G Jim Walker
- 23 - Claimed G Mike Collins off waivers (Chi.); Waived LB Obi Arah
- 24 - Signed RB Chester Taylor (D6c, 2001); Signed FB Marvin Brown, G Lance Clelland, DB Chonn Lacey, WR Marc Lester, T David Pruce, LB Casey Tisdale
- 25 - Signed DB/RS Lamont Brightful (D6a, 2001), WR Ron Johnson (D4b, 2001), TE Terry Jones, Jr. (D5, 2001), QB Wes Pate (D7, 2001), S Chad Williams (D6d, 2001); Signed S Anthony Mitchell, CB Alvin Porter; Waived RB Morgan Kane, LS Mike Kraemer
- 2 - Signed following exclusive rights players: FB Alan Richard, G Jason Thomas. Signed WR Javin Hunter (D6b, 2001), P Dave Zastudil (D4a, 2001); Signed WR Kendrick Gibson; Placed following on PUP: LB Peter Boulware, DE Michael McCrary
- 27 - Signed DE Anthony Weaver (D2, 2001)
- 28 - Waived DE Robert Malone

THE ICEMAN COMETH

When the Ravens need a big-time play, Ed Reed delivers. Known for his amazing ball-hawking abilities and knack for freezing an opponent's attack, Reed just seems to make things happen when they're needed most. Amazingly, of his 27 career INTs, Reed has posted 19 picks in the 2nd half (most in the NFL since 2002) with 12 of those occurring in the 4th quarter (also tops in the league).



AUGUST

- 2 - Signed OL Ethan Brooks
- 5 - Signed LB Bernardo Harris
- 6 - Signed S Ed Reed (D1, 2001); Waived DB Chonn Lacey, LB Casey Tisdale (Inj.)
- 7 - Waived G Lance Clelland
- 8 - Signed DT Ben Williams
- 12 - Signed S Jeremy Unertl; Waived WR Kendrick Gibson, LB Casey Tisdale (Inj. Settlement)
- 16 - Waived OL Ken Farrar; Activated LB Peter Boulware off PUP List
- 20 - Signed LB Cornell Brown
- 21 - Waived CB Yohance Scott
- 22 - Signed DB Robert Tate
- 26 - Waived TE Josh Bright, P Alan Cox, LB Gary Davis, T Dawani Fladger, LB Louis Green, RB Sean Gregory, WR D.J. Humphries, RB Derek Homer, QB Cleo Lemon, DT Josh McKibben, T David Pruce, CB Josh Robinson, LS Brian Smith, S Jeremy Unertl
- 30 - Waived FB Marvin Brown, TE Jonathan Burrough, WR Kenyon Hambrick, WR Randy Hymes, G Jim Jones, DT Omari Jordan, WR Marc Lester, CB Jason Olford, QB Wes Pate, DT Salem Simon, T/G Lawrence Smith, LB Rod Taylor, CB Reggie Waddell, DT Ben Williams

SEPTEMBER

- 2 - Signed FB Sam Gash
- 3 - Signed QB Anthony Wright, WR Randy Hymes, T/G Lawrence Smith to practice squad; Claimed DT Howard Green off waivers (Hou.); Waived DT Nate Bolling
- 4 - Signed TE Brandon Christenson to practice squad
- 5 - Signed DT Nate Bolling to practice squad
- 10 - Signed WR/PR Jeff Ogden; Terminated practice squad DT Nate Bolling; Waived RB Tellis Redmon
- 16 - Signed DT Bolling to practice squad; Terminated practice squad WR Marc Lester
- 23 - Signed T Damion Cook from Miami's practice squad; Released CB Shawn Byrdsong

OCTOBER

- 14 - Waived LB J.R. Johnson
- 15 - DE Marques Douglas placed on IR (knee); Signed QB Anthony Wright to active roster from practice squad; Signed DE Riddick Parker
- 29 - Signed DE David Nugent; Waived DE Howard Green

NOVEMBER

- 12 - Waived K J. R. Jenkins
- 14 - Signed WR Randy Hymes to active roster; Signed K J.R. Jenkins to practice squad
- 19 - Signed S Raymond Perryman to practice squad
- 26 - Placed LB Ray Lewis (shoulder) and WR Brandon Stokley (ankle) on IR; Signed WR Milton Wynn
- 27 - Signed S Raymond Perryman to active roster from practice squad

DECEMBER

- 3 - Placed DE Michael McCrary (knee) on IR; Signed T/G Lawrence Smith to active roster from practice squad; Signed WR Marc Lester to practice squad
- 5 - Signed CB Tom Knight

2003**JANUARY**

- 6 - Signed DL Joe Salave'a

FEBRUARY

- 11 - Six players sign with NFL: RB Dameon

- Hunter (Barcelona), G Mike Collins (Amsterdam), T/G Lawrence Smith (Amsterdam), DT Nate Bolling (Scotland), G Jim Jones (Rhein Fire), WR Marc Lester (Frankfurt)
- 20 - Ravens retain rights to CB Chris McAlister (Franchise)
- 25 - Signed G Edwin Mulitalo

MARCH

- 4 - Signed DB Corey Fuller
- 6 - Signed FB Harold Morrow
- 13 - Signed OT Ethan Brooks
- 18 - Signed OT Orlando Brown
- 19 - Signed DE Marques Douglas
- 24 - Signed S Raymond Perryman

APRIL

- 4 - Signed Randy Hymes; Signed LB Bernardo Harris (UFA)
- 7 - Signed QB Anthony Wright (RFA)
- 18 - Signed WR Frank Sanders (UFA)
- 29 - Signed TE John Jones (RFA)

MAY

- 2 - Signed WR Marcus Robinson
- 9 - Signed rookie FAs: LB Amon Arnold, HB Ryan Brewer, LB Chris Brown, WR Todd Devoe, DT Trey Freeman, LB Brenden Givan, TE Lamar Hill, CB Airabin Justin, QB Grant Noel, PK Dan Nystrom, WR Chisom Opara, CB Arthur Smith, WR Hugh Smith, LB Nick Stamper, HB John Tippins
- 27 - Signed P Derrick Frost

JUNE

- 2 - Signed S Anthony Mitchell (RFA)
- 9 - Signed TE/LS Mike Solwold
- 10 - Signed LB Adalius Thomas (RFA)

JULY

- 18 - Signed S Antwoine Sanders (D7c, 2003); Placed G Mike Collins on Exempt NFLE - Inj.
- 23 - Waived RB John Tippins; Terminated vested veteran DE Michael McCrary
- 25 - Signed TE Trent Smith (D7a, 2003) and WR Milton Wynn
- 26 - Signed DE Jarret Johnson (D4a, 2003)
- 27 - Signed franchise player CB Chris McAlister, G Bennie Anderson, OT Damion Cook, S Will Demps, DB Alvin Porter, FB Alan Ricard, DT Aubrayo Franklin (D5a, 2003), C Mike Mabry (D7b, 2003), FB Ovie Mughelli (D4b, 2003), OT Tony Pashos (D5b, 2003), S Gerome Sapp (D6, 2003), RB Musa Smith (D3, 2003)
- 30 - Signed QB Matt Lytle
- 31 - Signed LB Terrell Suggs (D1a, 2003)

AUGUST

- 1 - Signed QB Kyle Boller (D1b, 2003)
- 7 - Signed LB Johnny Rutledge
- 11 - Waived K Dan Nystrom, QB Grant Noel and S Antwoine Sanders - Inj. settlement
- 20 - Signed K Wade Richey and CB Raymond Walls
- 30 - Waived DT Nate Bolling, RB Ryan Brewer, LB Chris Brown, WR Todd Devoe, P Derrick Frost, TE Lamar Hill, CB Airabin Justin, WR Marc Lester, WR Chisom Opara, OT Lawrence Smith and LS Mike Solwold; Terminated vested veterans LB Johnny Rutledge and DE Riddick Parker; Placed WR Randy Hymes on IR (knee); Waived WR Hugh Smith - Inj. settlement
- 31 - Waived G Jim Jones; Terminated vested veteran DE Joe Salave'a

SEPTEMBER

- 1 - Signed DT Nate Bolling, WR Todd Devoe, WR Marc Lester, OT Lawrence Smith, LS Mike Solwold to practice squad
- 5 - Waived S Ray Perryman and G Jim Jones from reserve/injured – inj. settlement
- 8 - Waived G Jason Thomas; Signed DE Joe Salave'a
- 16 - Terminated DT Nate Bolling and WR Marc Lester from practice squad. Signed WR Kareem Kelly to practice squad
- 17 - Signed OT Michael Early to practice squad
- 24 - Waived WR Milton Wynn from reserve/injured – inj. settlement

OCTOBER

- 6 - Waived DB Alvin Porter; Signed WR/KR Dedric Ward
- 7 - Terminated vested veteran DE Joe Salave'a; Signed DE Riddick Parker

NOVEMBER

- 11 - Terminated vested veteran DE Riddick Parker
- 12 - Signed QB Ray Lucas
- 18 - Waived KR/WR Dedric Ward; Re-signed DE Riddick Parker

DECEMBER

- 8 - Waived QB Ray Lucas; Signed LS Mike Solwold from the practice squad; Signed DT Nate Bolling to practice squad
- 17 - Placed LB Adalius Thomas (elbow) on IR; Signed LB T.J. Slaughter

2004**JANUARY**

- 13 - Signed WR Cecil Moore, free agent/reserve future
- 15 - Signed WR Todd Devoe and LB James Harrison, free agent/reserve future
- 16 - Signed TE Lamar Hill free agent/reserve future

FEBRUARY

- 16 - Signed WR Kareem Kelly
- 24 - Designated CB Chris McAlister franchise player

MARCH

- 3 - Signed C Mike Flynn (UFA)
- 5 - Signed LS/C Mike Solwold (exclusive rights)
- 9 - Signed K Matt Stover (UFA)
- 11 - Waived G Mike Collins (failed physical)
- 16 - Signed K Wade Richey (UFA)
- 17 - Signed QB Anthony Wright and OT Orlando Brown (UFAs)
- 22 - Waived TE Lamar Hill; Signed LB Adalius Thomas (UFA)

APRIL

- 14 - Signed CB Raymond Walls (RFA)
- 16 - Signed DE Marques Douglas (RFA)
- 23 - Signed G/C Casey Rabach (RFA)
- 27 - Signed G Bennie Anderson (RFA); Waived WR Frank Sanders
- 30 - Signed rookie FAs: CB Marcell Allmond, LB Brandon Barnes, LB Cols Colas Jr, G Monreko Crittenden, OT Eric Dumas, TE Nick Eller, CB Lance Frazier, QB Brian Gaither, LB John Garrett, DT Doug Goodwin, PT Clinton Greathouse, DT Jesse Mitchell, SS Don Muhlbach, OL Nick Newton, DB Zach Norton, TE Brett Pierce, WR Robert Quiroga, S David Revill, OH B.J. Sams, LB Phil Smith, OT Lenny Vandermade, OH Brandon Warfield, DT Matt Zielinski

MAY

- 3 - Signed CB Sam Massey
- 11 - Waived OL Nick Newton, OH Brandon Warfield
- 17 - Signed FAs OT Damion Cook, LB Edgerton Hartwell, LS Joe Maese, FB Alan Ricard; Signed rookie FAs RB Robrielle "Kory" Chapman, OT Brendan Darby, FB Preston Hartfield, LB Brandon Rager
- 20 - Waived FAs LB Cols Colas, WR Robert Quiroga, LB Phil Smith

JUNE

- 3 - Signed QB Kordell Stewart, CB Dale Carter, CB Sam Massey
- 17 - Waived G Monreko Crittenden, LB James Harrison, and FB Preston Hartfield
- 21 - Signed TE Daniel Wilcox

JULY

- 21 - Placed CB Zach Norton (shoulder) on Res./Inj.
- 26 - Signed WR Devard Darling (D3, 2004)
- 27 - Signed DT Dwan Edwards (D2, 2004)
- 28 - Signed QB Josh Harris (D6a, 2004)
- 29 - Signed WR/RS Derek Abney (D7a, 2004), LB Roderick Green (D5, 2004), WR Clarence Moore (D6b, 2004), and Brian Rimpf (D7b, 2004)
- 30 - Placed LB Peter Boulware, TE Trent Smith, and QB Anthony Wright on the PUP list; Placed CB Dale Carter on non-football illness; Waived LS Mike Solwold; Signed C Rashad Holman, CB Fred Weary

AUGUST

- 30 - Signed CB Chris McAlister to 1-year tender; Placed WR/KR Derek Abney (shoulder) on IR; Waived CB Marcell Allmond, RB Kory Chapman, OT Brendan Darby, OT Eric Dumas, QB Brian Gaither, LB John Garrett, DT Douglas Goodwin, P Clinton Greathouse, WR Kareem Kelly, CB Sam Massey, WR Cecil Moore, LS Don Muhlbach, DT Brian Save and CB Fred Weary (Inj. Settlement)

SEPTEMBER

- 1 - Signed CB Deion Sanders, T Eric Dumas; Placed QB Anthony Wright on the PUP list
- 4 - Waived DB/RS Lamont Brightful, T Eric Dumas, CB Rashad Holman, WR Ron Johnson, LB Brandon Rager, S Dave Revil; Moved LB Peter Boulware to PUP; Waived TE Nick Eller (ankle) and WR/CB Javin Hunter
- 5 - Terminated (vested veteran) RB Harold Morrow; Waived LB Brandon Barnes, WR Todd Devoe, CB Lance Frazier, DT Jesse Mitchell, T Tony Pashos, TE Brett Pierce, G Brian Rimpf
- 7 - Signed following players to practice squad: CB Lance Frazier, T Tony Pashos, TE Brett Pierce, G Brian Rimpf, C Lenny Vandermade, WR Todd Devoe, WR/RS Freddie Milons and DL David Upchurch
- 8 - Waived QB Josh Harris
- 9 - Re-signed FB Harold Morrow; Waived TE Nick Eller (from res./inj.) and WR/CB Javin Hunter
- 10 - Signed QB Josh Harris to the practice squad; WR Todd Devoe's practice squad contract terminated
- 11 - Terminated FB Harold Morrow's contract; Signed T Tony Pashos to active roster from practice squad
- 15 - Signed LB Brandon Barnes to practice squad
- 16 - Waived S Gerome Sapp; Re-signed FB Harold Morrow
- 21 - Signed OL Marques Ogden and DT Demetris Veal to practice squad; Terminated practice squad contracts of LB Brandon Barnes, DL David Upchurch and C Lenny Vandermade



- 22 - Signed DB Calvin Carlyle to practice squad

OCTOBER

- 4 - Signed TE Darnell Dinkins to practice squad (TE Brett Pierce signed NFL contract with Dal.)
 18 - Signed WR Patrick Johnson
 20 - Signed CB Jamaine Winborne to practice squad
 29 - Placed WR Devard Darling on IR (heel); Signed TE Darnell Dinkins to active roster from practice squad

NOVEMBER

- 3 - Waived WR Patrick Johnson; Signed WR Fred Stamps to practice squad
 9 - Terminated the practice squad contract of WR Freddie Milons and signed WR Michael Jennings to practice squad
 16 - Waived C/G Damion Cook; Terminated WR Michael Jennings from practice squad; Signed DB Brandon Pinderhughes to practice squad
 17 - Activated QB Anthony Wright from PUP; Placed FB Ovie Mughelli (hamstring) on IR; Signed P Nick Murphy
 23 - Terminated practice squad contract of DB Brandon Pinderhughes
 24 - Placed Musa Smith (leg) on IR; Signed RB Jamel White; Signed RB Tellis Redmon to practice squad

DECEMBER

- 11 - Waived P Nick Murphy; Signed LS Mike Solwood
 13 - Waived LS Mike Solwood
 14 - Signed T Brian Rimpf to active roster from practice squad; Signed C/LS Drew Caylor to practice squad
 22 - Signed C Thatcher Szalay to practice squad

2005

JANUARY

- 4 - Signed to Reserve Future: DB Calvin Carlyle, OL Marques Ogden, RB Tellis Redmond, WR Fred Stamps, DB Jamaine Winborne (allocated to NFLEL)
 6 - Signed C/LS Drew Caylor to Reserve Future
 7 - Signed C Thatcher Szalay to Reserve Future
 13 - Signed CB Zach Norton to Reserve Future (allocated to NFLEL)
 14 - Signed LB Josh Buhl to Reserve Future
 18 - Signed DT Cedric Hilliard to Reserve Future

FEBRUARY

- 2 - Signed RB Keith Burnell to Reserve Future
 22 - Waived WR Kevin Johnson

MARCH

- 7 - Signed UFA WR Derrick Mason
 8 - Signed UFA CB Samari Rolle
 9 - Terminated contracts of CB/S Corey Fuller and FB Harold Morrow
 11 - Signed UFA G Vincent Keydrick
 16 - Signed RFA TE Darnell Dinkins and DT Matt Zielinski
 18 - Signed RFA P Dave Zastudil
 23 - Waived LB Josh Buhl
 24 - Signed RFA RB Chester Taylor
 28 - Signed G Brian Rimpf and UFA LS Joe Maese
 29 - Signed TE Daniel Wilcox

APRIL

- 5 - Signed RFA DT Maake Kemoatu

- 6 - Signed FA WR Patrick Johnson
 11 - Signed RFA TE Terry Jones and UFA LB Tommy Polley
 13 - Signed RFA S Will Demps, FA P Jesse Ohliger
 15 - Signed RFA S Chad Williams
 19 - Signed RFA LB Bart Scott, UFA LB Jim Nelson
 29 - Signed FAs: TE Rob Abiamiri, T Lester Brown, DT Joe Clay, DE Walter Curry, QB Darian Durant, DT Gary Gibson, DE Patrick Goodpaster, G Phil Hawkins, DS Jarvis Johnson, LS Matt Katula, T Robin Knebel, WR Tommy Manus, DC Cash Mouton, LBs Matt Sinclair and Tyson Smith, WR Curtis Williams

MAY

- 11 - Terminated contract of LB Peter Boulware
 16 - Terminated LB Cornell Brown; Signed DC Bill Alford and P Rhys Lloyd
 23 - Signed RFA WR Randy Hymes, RB/RS B.J. Sams and SS Chris Kelley

JUNE

- 8 - Signed CB Deion Sanders
 13 - Waived OT Robin Knebel
 15 - Signed OT Dante Ellington

JULY

- 8 - Signed LB Mike Smith (D7, 2005)
 22 - Signed FB Justin Green (D5, 2005)
 25 - Signed QB Derek Anderson (D6, 2005)
 27 - Waived DT Joe Clay
 29 - Signed CB Mark Estelle and RB Alex Haynes

AUGUST

- 1 - Signed LB Dan Cody (D2a, 2005); T Adam Terry (D2b, 2005) and C Jason Brown (D4, 2005); Placed TE Todd Heap and RB Musa Smith on the PUP list; Waived (inj.) CB Cash Mouton and LS Drew Caylor
 3 - Waived (inj.) DE Patrick Goodpaster
 4 - Signed DT Tron LaFavor
 6 - Signed WR Mark Clayton (D1, 2005); Waived (inj.) DT Gary Gibson
 8 - Signed WR Ronald Bellamy, S B.J. Ward; Placed RB Jamal Lewis on the PUP list
 10 - Activated RB Jamal Lewis from the PUP list (passed physical); Signed LB Steve Josue; Waived WR/RS Derek Abney and WR Tommy Manus (inj.)
 15 - Waived P Jesse Ohliger
 16 - Signed K Owen Pochman
 18 - Signed LB Peter Boulware; Waived QB Darian Durant
 29 - Waived TE Rob Abiamiri, CB Bill Alford, T Lester Brown, RB Keith Burnell, DL Walter Curry, S Jarvis Johnson, LB Steve Josue, DT Tron LaFavor, K Rhys Lloyd, OL Marques Ogden, K Owen Pochman, WR Fred Stamps and WR Curtis Williams
 30 - Signed K Wade Richey; Placed LB/DE Dan Cody on IR; Placed RB Musa Smith on Res. PUP; Waived WR Ron Bellamy and LB Tyson Smith
 31 - Signed CB Bill Alford

SEPTEMBER

- 3 - Terminated contracts (vested veterans): LS Joe Maese, K Wade Richey; Waived CB Bill Alford, DB Calvin Carlyle, T Dante Ellington, CB Mark Estelle, G Phil Hawkins, RB Alex Haynes, S Chris Kelley, CB Zach Norton, RB Tellis Redmon, LB Matt Sinclair, LB Mike Smith, TE Trent Smith, C Thatcher Szalay, DB Jamaine Winborne and DL Matt Zielinski
 4 - Signed T Dante Ellington, G Phil Hawkins, RB Alex Haynes, CB Zach Norton, LB Mike Smith and DB Jamaine Winborne to the practice squad

SEPTEMBER (CONT'D)

- 6 - Signed DL Darrell Lee and WR Cole Magner to the practice squad
- 7 - Signed K Robbie Gould to the practice squad; Terminated RB Alex Haynes practice squad contract
- 14 - Signed QB Kordell Stewart; Terminated the contract (vested veteran) of WR Patrick Johnson
- 20 - Re-signed WR Patrick Johnson; Waived QB Derek Anderson; Terminated practice squad contracts of WR Cole Magner and G Phil Hawkins
- 21 - Signed OT Mike Kracalik to the practice squad
- 22 - Signed QB Brian St. Pierre to the practice squad
- 27 - Signed K Aaron Elling; Signed LB Dennis Haley to the practice squad; Terminated the contract (vested veteran) of LB Jim Nelson and the practice squad contract of K Robbie Gould

OCTOBER

- 3 - Signed DE Benard Thomas to the practice squad; terminated the practice squad contract of WR Fred Stamps
- 18 - Terminated the practice squad contract of DL Darrell Lee
- 19 - Signed WR Brian Bratton to the practice squad
- 28 - Placed FB Alan Ricard (calf) on IR; Signed LB Mike Smith to the active roster from the practice squad; Signed LB Ivory McCoy to the practice squad

NOVEMBER

- 2 - Signed CB Duval Thompson to the practice squad; Placed CB Jamaine Winborne on practice squad, injured list
- 8 - Activated RB Musa Smith from reserve/PUP list; Terminated the contract (vested veteran) of QB Kordell Stewart; Terminated the practice squad contract of LB Ivory McCoy
- 12 - Signed CB Zach Norton to the active roster from practice squad; Waived TE Terry Jones
- 15 - Signed TE Rob Abiamiri to the practice squad
- 18 - Signed WR Romby Bryant to the practice squad; Terminated the practice squad contract of WR Brian Bratton
- 30 - Signed RB Jamel White and placed RB Musa Smith on IR (leg)

DECEMBER

- 2 - Signed LB Dennis Haley to the active roster from the practice squad and placed S Will Demps on IR (knee)
- 5 - Signed CB Evan Oglesby to the active roster; signed T Rob Droege to the practice squad and placed CB Zach Norton on IR (shoulder)
- 8 - Placed LB Ray Lewis on IR (hamstring); Signed QB Brian St. Pierre to active roster from the practice squad; signed LB Zac Woodfin to the practice squad
- 9 - Placed T Orlando Brown on IR (back); Signed C/G Thatcher Szalay
- 15 - Placed G Keydrick Vincent on IR (thigh); Signed LB Zac Woodfin from the practice squad to the active roster; also signed TE Bobby Blizzard to the practice squad

2006**JANUARY**

- 2 - Signed TE Bobby Blizzard; WR Romby Bryant; T Rob Droege; T Mike Kracalik; CB Duval Thompson and DB Jamaine Winborne (Res./Fut.)
- 3 - Signed WR Brian Bratton (Res./Fut.)
- 13 - Allocated the following players to NFL Europe: WR Brian Bratton, T Rob Droege, T Mike Kracalik and CB Duval Thompson

MARCH

- 1 - Signed RFA TE Daniel Wilcox
- 13 - Terminated T Orlando Brown
- 14 - Signed UFA DT Justin Bannan and LB Bart Scott; Signed FAs RB Mike Anderson and DE Trevor Pryce
- 15 - Signed UFA RB Jamal Lewis; Terminated LB Peter Boulware
- 16 - Signed RFA DE Jarret Johnson and OL Brian Rimpf
- 17 - Signed RFA RB Musa Smith
- 23 - Signed CB Corey Ivy, FA TE Rob Abiamiri and RB B.J. Sams
- 24 - Signed LB Gary Stills
- 31 - Signed LS Matt Katula and OL Thatcher Szalay

APRIL

- 4 - Signed RFA OT Tony Pashos and QB Brian St. Pierre
- 12 - Signed FA P Leo Araguz
- 18 - Signed LB Dennis Haley and RFA DT Aubrayo Franklin
- 24 - Signed UFA QB Anthony Wright

MAY

- 3 - Signed UFA S Chad Williams
- 12 - Signed LB Mike Smith
- 15 - Signed FAs LB Jimmy Cottrell, WR Tres Moses, DB Shannon James, G Kyle Roper, DT Nick Leaders, RB Cory Ross, QB Drew Olson, DB Steve Paris, T Robin Meadow, WR Rufus Skillern, CB Ronnie Prude, RB B.J. Dean
- 16 - Signed UFA LB Tim Johnson; Signed CB Evan Oglesby; Signed FA Landon Schrage
- 17 - Signed DB Robb Butler, CB Zach Norton, DE Benard Thomas, FS B.J. Ward, LB Ricky Foley
- 19 - Signed UFA WR Randy Hymes
- 22 - Signed LB Zac Woodfin

JUNE

- 6 - Signed FA WR Travis LaTendresse
- 7 - Signed FA and QB Sonny Cumbie
- 8 - Ravens traded a 2007 draft pick to the Tennessee Titans in exchange for QB Steve McNair
- 10 - Ravens traded a 2007 conditional draft pick to the Indianapolis Colts in exchange for S Gerome Sapp
- 15 - Waived CB Zach Norton, LB Zac Woodfin, QB Sonny Cumbie, LB Ricky Foley
- 19 - Traded for FS Gerome Sapp in exchange for a 2007 undisclosed draft choice to Indianapolis

JULY

- 7 - Signed a renegotiated contract with FS Ed Reed
- 18 - Signed CB Derrick Martin (D6b); Terminated FB Alan Ricard's contract
- 20 - Signed LB Ryan LaCasse (D7)
- 21 - Signed TE Quinn Sypniewski (D5b) and P Sam Koch (D6a)
- 22 - Signed 2006 Draft pick C/G Chris Chester (D2)
- 24 - Signed 2006 Draft pick RB P.J. Daniels (D4)
- 27 - Signed 2006 Draft picks DB Dawan Landry (D5a); DB David Pittman(D3) and WR Demetrius Williams (D4)
- 28 - Placed RB Jamal Lewis and WR Clarence Moore on the Active/PUP; Signed RFA Remi Ayodele
- 29 - Signed 2006 Draft pick DT Haloti Ngata
- 31 - Activated RB Jamal Lewis from the Active/PUP

AUGUST

- 2 - Signed WR Matt Cherry
- 10 - Placed T Jonathan Ogden on the Active/PUP
- 14 - Activated WR Clarence Moore from the Active/PUP list
- 19 - Activated T Jonathan Ogden from the Active/PUP list
- 21 - Waived RB B.J. Dean, T Robin Meadow and WR Tres Moses



- 28 - Waived WR Brian Bratton, S Shannon James, S Steve Paris, G Kyle Roper, WR Rufus Skillern, LS Landon Schrage and DE Benard Thomas
- 31 - Waived (injured) WR Matt Cherry (shoulder) and B.J. Ward (head)

SEPTEMBER

- 2 - Placed G Brian Rimpf (hamstring) on IR ; Waived TE Rob Abiamiri, P Leo Araguz, DT Remi Ayodele, TE Bobby Blizzard, WR Romby Bryant, DB Robb Butler, LB Jim Cottrell, OL Rob Droege, K Aaron Elling, LB/DE Roderick Green, LB Dennis Haley, LB Tim Johnson, OL Michael Kracalik, DT Nick Leaders, LB Ryan LaCasse, WR Travis LaTendresse, QB Drew Olson, QB Brian St. Pierre, G/C Thatcher Szalay, Duvol Thompson and DBJamaine Winborne
- 3 - Signed TE Rob Abiamiri, WR Romby Bryant, LB Dennis Haley, T Mike Kracalik, DT Nick Leaders, QB Drew Olson and DB Jamaine Winborne to the practice squad
- 6 - Signed LB Junior Glymph to the practice squad; Placed DT Nick Leaders on Practice Squad Inj.
- 7 - Signed DT Lorenzo Alexander to practice squad
- 12 - Released DT Lorenzo Alexander from practice squad; Signed DT Atiyah Ellison to practice squad
- 20 - Released LB Junior Glymph from practice squad; Signed OT Chris Pino to the practice squad

OCTOBER

- 3 - Placed G Edwin Mulitalo (triceps) on IR; Signed G Ikechuku Ndukwe to 53-man roster
- 14 - Waived WR Clarence Moore; Signed LB Dennis Haley from practice squad
- 17 - Waived LB Dennis Haley; Re-signed WR Clarence Moore
- 30 - Re-signed LB Dennis Haley to the practice squad

NOVEMBER

- 11 - Waived G Ikechuku Ndukwe from 53-man roster; signed LB Dennis Haley from practice squad
- 15 - Terminated practice squad contracts of DT Nick Leaders (practice squad IR) and T Mike Kracalik; Signed G Ikechuku Ndukwe and LB Jim Cottrell to practice squad
- 18 - Placed LB Mike Smith (shoulder) on Injured Reserve; Signed G Ikechuku Ndukwe
- 21 - Re-signed T Mike Kracalik to the practice squad

DECEMBER

- 4 - Placed DT Justin Bannan (toe), FB Justin Green (knee) and RS B.J. Sams (ankle) on IR; Signed ILB Tim Johnson and FB Nick Luchey; Promoted DT Atiyah Ellison from the practice squad; Re-signed DT Remi Ayodele to the practice squad
- 16 - Placed RB Musa Smith (neck) on IR; signed DB Jamaine Winborne from practice squad to the 53-man roster
- 19 - Placed LB Dan Cody (knee) on IR; signed WR Alex Bannister to 53-man roster
- 20 - Signed LB Bobby Iwuchuku to practice squad
- 30 - Placed DT Atiyah Ellison (shoulder) on IR; signed T Mike Kracalik from practice squad to the 53-man roster

2007

JANUARY

- 5 - Signed DT Joe Minucci to practice squad
- 17 - Signed TE Rob Abiamiri, WR Romby Bryant, LB Jim Cottrell, QB Drew Olson and OL Chris Pino to reserve/future contracts; Allocated Olson, Abiamiri and Cottrell to NFL Europa

FEBRUARY

- 8 - Signed DT Kenny King and T Daniel Oliphant
- 22 - 10 Veteran Ravens designated as UFAs: WR Alex Bannister, NT Aubrayo Franklin, DE Jarret Johnson, LB Tim Johnson, RB Nicolas Luchey, RB Ovie Mughelli, T Tony Pashos, DB Gerome Sapp, RB Musa Smith and LB Adaluis Thomas
- 28 - Terminated contract of RB Jamal Lewis

MARCH

- 2 - Contracts expired for 3 RFAs: WRs Devard Darling, Clarence Moore, PR B.J. Sams
- 5 - Signed DE Jarret Johnson to a 6-year contract
- 6 - Signed RB Musa Smith to a 1-year contract
- 7 - Terminated the contract of G Edwin Mulitalo
- 8 - Signed RB Willis McGahee to a 6-year deal in a trade with the Bills in exchange for 3 draft picks (a 3rd and a 7th in 2007 and a 3rd in 2008)
- 13 - Signed exclusive rights FA Brian Rimpf to a 1-year contact

APRIL

- 4 - Terminated contract of T Daniel Oliphant; Signed LB Dennis Haley, Exclusive Rights Player
- 9 - Signed DBs Evan Oglesby and Retained Exclusive Rights Jamaine Winborne
- 11 - Signed DB Gerome Sapp UFA
- 24 - Signed RB Cory Ross exclusive rights player; Signed WR Clarence Moore RFA
- 25 - Extended NT Kelly Gregg's contract 4 years
- 27 - Signed DB Ronnie Pude, Exclusive Rights Player

MAY

- 4 - Signed FAs TE Kendrick Ballantyne, P Brendan Carney, TE Marcus Freeman, DC Willie Gaston, DS Donnie Johnson, DL Edgar Jones, LS Nick Leeson, DL Travis Leitko, WO Damien Linson, LB Joe Martin, DC Terrell Maze, DL Andrew Powell, RB Greg Pruitt Jr., K James Wilhoit, WO Matt Willis, DL Lawrence Wilson; Signed LB Mike Smith, Exclusive Rights Player
- 7 - Signed OT Mike Kracalik, Exclusive Rights Player
- 10 - Signed RFA RS B.J. Sams (asked to re-sign)
- 15 - Signed RFA WR Devard Darling
- 16 - Signed FAs DB Bobby Blackshire and QB Cullen Finnerty
- 31 - Signed DT Atiyah Ellison, Exclusive Rights Player

JUNE

- 1 - Signed FA G Steve Edwards
- 5 - Signed FA DT Keyonata Marshall

PLEASE NOTE: Transactions will pick up again on the Ravens' website BaltimoreRavens.com and in the weekly releases during the football season.

SLAMMING THE DOOR

Lost in the Ravens' fierce ability to harass the passer in 2006, was their unbreakable rush defense. In 6 out of 16 games last season, Baltimore's defense produced performances that rank in the franchise's top 9 fewest single-game rushing yards gained by an opponent.

Here is a list of those top 9 performances:


YARDS	DATE/OPPONENT
4	9/24/00 vs. Cle.
11	12/19/99 vs. NO
21	11/26/06 vs. Pit.
26	9/10/06 @ TB
28	10/2/05 vs. NYJ
35	10/29/06 @ NO
38	9/24/06 @ Cle.
39	1231/06 vs. Buf.
39	9/17/06 vs. Oak.

ABBREVIATIONS

ABBREVIATION CHART FOR THE MEDIA GUIDE

TO THE MEDIA: In an effort to make the *Baltimore Ravens Fan and Media Guide* reader friendly and also to lessen the weight of the book and the number of pages, we adopted some non-traditional methods. We abbreviated certain football terms and used numerals in our copy instead of spelling whole numerical words, including 1 through 9. We did retain whole numerical words in quotes and in specific grammar situations. The abbreviated terms are listed below for your convenience:

ABBREVIATION	MEANING	ABBREVIATION	MEANING
AS	Assisted Tackle	OLB	Outside Linebacker
ATT.	Attempts	Opp.	Opponents
Avg.	Average	OT	Overtime or Offensive Tackle
BK	Blocked	P	Punter
C	Center	PAT	Point After Touchdown
CB	Cornerback	Pct.	Percent
Comp.	Completion	PD	Pass(es) Defensed
DB	Defensive Back	PK	Place Kicker
DE	Defensive End	PR	Punt Return or Punt Returner
DL	Defensive Line	Pts.	Points
DT	Defensive Tackle	PUP	Physically Unable to Perform
EZ	End Zone	QB	Quarterback
FB	Full Back	QBH	QB Hurries
FF	Forced Fumble(s)	RB	Running Back
FG	Field Goal	RCB	Right Cornerback
FGA	Field Goal Attempts	Rec.	Receptions
FR	Fumble Recovery(ies)	RFA	Restricted Free Agent
FS	Free Safety	RG	Right Guard
G	Guard or Good	RILB	Right Inside Linebacker
ILB	Inside Linebacker	RS	Return Specialist
IN 20	Inside 20-Yard Line	RT	Right Tackle
IR	Injured Reserve	S	Safety
K	Kicker	S	Short
KO	Kickoff	SS	Strong Safety
KOR	Kickoff Return	ST	Special Teams
LB	Linebacker	STT	Special Teams Tackle(s)
LG	Long	T or TT	Tackle or Total Tackles
LILB	Left Inside Linebacker	TFL	Tackles for Loss
LOLB	Left Outside Linebacker	UFA	Unrestricted Free Agents
LS	Long Snapper	WL	Wide Left
LT	Left Tackle	WR	Wide Receiver or Wide Right
MLB	Middle Linebacker	Yds.	Yards
NG	No Good	ypg	yards per game
No.	Number	ypp	yards per play
NT	Nose Tackle		
OL	Offensive Line		



©2007 Disney Enterprises, Inc. All rights reserved.



Actual pin size 1 3/8" tall

FREE
Comic Book & Pin
from The Baltimore Ravens, Geppi's Entertainment Museum, and Gemstone Publishing!

More than 50 years ago, *Boys' and Girls' March of Comics* released a shoe store giveaway comic book that featured Disney legend Carl Barks' now-classic Donald Duck adventure, "Maharajah Donald." The people who acquired that free comic book didn't realize it at the time, but it was destined to become one of the most valuable and sought-after collectibles in today's market.

Today, Gemstone Publishing, in association with The Baltimore Ravens and Geppi's Entertainment Museum, has reissued that historic comic book for distribution to the Raven's Home Game and Museum attendees for the same low price as the original – absolutely free!

WHAT A DEAL!



GET YOUR FREE LIMITED EDITION PIN AND *Disney* COMIC BOOK



FROM
GEPPI'S ENTERTAINMENT MUSEUM AND THE RAVENS



Limit one gift set per person. This coupon will be redeemed for one (1) limited edition pin and one (1) limited edition comic book while supplies last at Geppi's Entertainment Museum at Camden Station. No purchase is necessary. Offer ends February 28, 2008. Ravens logo TM & ©2007 Baltimore Ravens. All rights reserved.

www.geppismuseum.com

Just take your Ravens game ticket stub to Geppi's Entertainment Museum any time during the 2007 season to acquire your free comic book along with a special limited edition Ravens/Museum pin.

JOIN US FOR THE FUN!

STOP BY AND VISIT ALL OF YOUR FAVORITE CHARACTERS!

At Camden Yards

Geppi's Entertainment Museum • 301 W. Camden St.
www.geppismuseum.com • 410-625-7060

RAVENS VS. AFC NORTH

CINCINNATI BENGALS — HEAD COACH MARVIN LEWIS

Preseason Series, No Meetings

Ravens Lead Regular Season Series, 13-9

11-3-96	- Bengals, 24-21 Bal.	- 60,743
12-8-96	- Bengals, 21-14 @ Cin.	- 43,022
9-7-97	- Ravens, 23-10 Bal.	- 52,968
12-21-97	- Bengals, 16-14 @ Cin.	- 50,917
9-27-98	- Ravens, 31-21 Bal.	- 68,154
11-22-98	- Ravens, 20-13 @ Cin.	- 52,571
11-21-99	- Ravens, 34-31 @ Cin.	- 43,279
12-26-99	- Ravens, 22-0 Bal.	- 68,036
9-24-00	- Ravens, 37-0 Bal.	- 68,481
11-5-00	- Ravens, 27-7 @ Cin.	- 54,759
9-23-01	- Bengals, 21-10 @ Cin.	- 49,632

12-23-01	- Ravens, 16-0 Bal.	- 68,987
11-10-02	- Ravens, 38-27 Bal.	- 69,024
12-1-02	- Ravens, 27-23 @ Cin.	- 44,878
10-19-03	- Bengals, 34-26 @ Cin.	- 53,553
12-7-03	- Ravens, 31-13 Bal.	- 69,468
9-26-04	- Ravens, 23-9 @ Cin.	- 65,575
12-5-04	- Bengals, 27-26 Bal.	- 69,695
11-6-05	- Bengals, 21-9 Bal.	- 70,540
11-27-05	- Bengals, 42-29 @ Cin.	- 65,680
11-5-06	- Ravens, 26-20 Bal.	- 70,792
11-30-06	- Bengals, 13-7 @ Cin.	- 65,973

CLEVELAND BROWNS — HEAD COACH ROMEO CRENNEL

Preseason Series, No Meetings

Ravens Lead Regular Season Series, 11-5

9-26-99	- Ravens, 17-10 Bal.	- 68,803
11-7-99	- Ravens, 41-9 @ Cle.	- 72,898
10-1-00	- Ravens, 12-0 @ Cle.	- 73,018
11-26-00	- Ravens, 44-7 Bal.	- 68,361
10-21-01	- Browns, 24-14 @ Cle.	- 72,818
11-18-01	- Browns, 27-17 Bal.	- 69,353
10-6-02	- Ravens, 26-21 @ Cle.	- 73,688

12-22-02	- Browns, 14-13 Bal.	- 69,348
9-14-03	- Ravens, 33-13 Bal.	- 69,473
12-21-03	- Ravens, 35-0 @ Cle.	- 72,548
9-12-04	- Browns, 20-3 @ Cle.	- 73,068
11-7-04	- Ravens, 27-13 Bal.	- 69,781
10-16-05	- Ravens, 16-3 Bal.	- 70,196
1-1-06	- Browns, 20-16 @ Cle.	- 69,871
9-24-06	- Ravens, 15-14 @ Cle.	- 72,474
12-17-06	- Ravens, 27-17 Bal.	- 70,857

PITTSBURGH STEELERS — HEAD COACH MIKE TOMLIN

Preseason Series, No Meetings

Steelers Lead Regular Season Series, 13-9

9-8-96	- Steelers, 31-17 @ Pit.	- 57,241
12-1-96	- Ravens, 31-17 Bal.	- 51,822
10-5-97	- Steelers, 42-34 Bal.	- 64,421
11-9-97	- Steelers, 37-0 @ Pit.	- 56,669
9-6-98	- Steelers, 20-13 Bal.	- 68,847
10-18-98	- Steelers, 16-6 @ Pit.	- 58,620
9-19-99	- Steelers, 23-20 Bal.	- 68,965
12-12-99	- Ravens, 31-24 @ Pit.	- 46,715
9-3-00	- Ravens, 16-0 @ Pit.	- 55,049
10-29-00	- Steelers, 9-6 Bal.	- 69,405
11-4-01	- Ravens, 13-10 @ Pit.	- 62,906

12-16-01	- Steelers, 26-21 Bal.	- 69,506
10-27-02	- Steelers, 31-18 Bal.	- 69,638
12-29-02	- Steelers, 34-31 @ Pit.	- 61,961
9-7-03	- Steelers, 34-15 @ Pit.	- 63,157
12-28-03	- Ravens 13-10 Bal. (OT)	- 70,001
9-19-04	- Ravens, 30-13 Bal.	- 69,859
12-26-04	- Steelers, 20-7 @ Pit.	- 64,227
10-31-05	- Steelers, 20-19 @ Pit.	- 64,178
11-20-05	- Ravens, 16-13 Bal. (OT)	- 70,601
11-26-06	- Ravens, 27-0 Bal.	- 70,946
12-24-06	- Ravens, 31-7 @ Pit.	- 63,224

Steelers Lead Postseason Series, 1-0

1-20-02	- Steelers, 27-10 @ Pit.	- 63,976
---------	--------------------------	----------

Divisional Playoff

RAVENS VS. AFC SOUTH

HOUSTON TEXANS — HEAD COACH GARY KUBIAK

Preseason Series, No Meetings

Ravens Lead Regular Season Series, 2-0

12-15-02	- Ravens, 23-19 @ Hou.	- 70,108
12-04-05	- Ravens, 16-15 Bal.	- 69,909

INDIANAPOLIS COLTS — HEAD COACH TONY DUNGY

Preseason Series, No Meetings

Colts Lead Regular Season Series, 4-2

10-13-96	- Colts, 26-21 @ Ind.	- 56,978
11-29-98	- Ravens, 38-31 Bal.	- 68,898
12-2-01	- Ravens, 39-27 Bal.	- 69,382
10-13-02	- Colts, 22-20 @ Ind.	- 56,174

12-9-04	- Colts, 20-10 @ Ind.	- 57,240
9-11-05	- Colts, 24-7 Bal.	- 70,501

Colts Lead Postseason Series, 1-0

1-13-07	- Colts, 15-6 Bal.	- 71,162
---------	--------------------	----------

Divisional Playoff



JACKSONVILLE JAGUARS — HEAD COACH JACK DEL RIO**Preseason Series, No Meetings****Jaguars Lead Regular Season Series, 9-6**

11-10-96 - Jaguars, 30-27 @ Jax.	- 64,628	9-10-00 - Ravens, 39-36 Bal.	- 68,843
11-24-96 - Jaguars, 28-25 Bal.	- 57,384	10-8-00 - Ravens, 15-10 @ Jax.	- 65,194
8-31-97 - Jaguars, 28-27 Bal.	- 61,018	10-28-01 - Ravens, 18-17 Bal.	- 69,439
11-30-97 - Jaguars, 29-27 @ Jax.	- 63,712	11-25-01 - Ravens, 24-21 @ Jax.	- 53,530
9-20-98 - Jaguars, 24-10 @ Jax.	- 67,069	10-20-02 - Ravens, 17-10 Bal.	- 69,173
11-1-98 - Jaguars, 45-19 Bal.	- 68,915	11-2-03 - Ravens, 24-17 @ Bal.	- 69,486
11-14-99 - Jaguars, 6-3 @ Jax.	- 67,391	11-13-05 - Jaguars, 30-3 @ Jax.	- 66,107
11-28-99 - Jaguars, 30-23 Bal.	- 68,428		

TENNESSEE TITANS — HEAD COACH JEFF FISHER**Preseason Series, No Meetings****Ravens Lead Regular Season Series, 8-7**

9-15-96 - Oilers, 29-13 @ Hou.	- 20,082	10-22-00 - Titans, 16-14 Bal.	- 68,490
12-22-96 - Oilers, 24-21 Bal.	- 52,704	11-12-00 - Ravens 24-23 @ Ten.	- 69,200
9-21-97 - Ravens, 36-10 @ Ten.	- 17,737	10-7-01 - Ravens, 26-7 Bal.	- 69,494
12-14-97 - Ravens, 21-19 Bal.	- 60,558	11-12-01 - Ravens, 16-10 @ Ten.	- 68,798
10-11-98 - Titans, 12-8 Bal.	- 68,561	11-24-02 - Ravens, 13-12 Bal.	- 69,365
12-6-98 - Titans, 16-14 @ Ten.	- 31,124	9-18-05 - Titans, 25-10 @ Ten.	- 69,149
10-10-99 - Titans, 14-11 @ Ten.	- 65,486	11-12-06 - Ravens, 27-26 @ Ten.	- 69,143
12-5-99 - Ravens, 41-14 Bal.	- 67,854		

Postseason Series Tied, 1-1

1/7/01 - Ravens, 24-10 @ Ten.	- 68,527
Divisional Playoff	
1/3/04 - Titans, 20-17 Bal.	- 69,452
Wild Card	

RAVENS VS. AFC EAST**BUFFALO BILLS — HEAD COACH DICK JAURON****Bills Lead Preseason Series, 2-1**

8-23-96 - Ravens, 37-14 @ Buf.	- 51,905
8-22-97 - Bills, 31-28 Bal.	- 54,473
8-9-03 - Bills, 28-10 Bal.	- 68,550

Ravens Lead Regular Season Series, 2-1

10-31-99 - Bills, 13-10 Bal.	- 68,673
10-24-04 - Ravens, 20-6 Bal.	- 69,809
12-31-06 - Ravens, 19-7 Bal.	- 70,913

MIAMI DOLPHINS — HEAD COACH CAM CAMERON**Preseason Series, No Meetings****Dolphins Lead Regular Season Series, 4-1**

10-19-97 - Dolphins, 24-13 Bal.	- 64,354
9-17-00 - Dolphins, 19-6 @ Mia.	- 73,464
11-17-02 - Dolphins, 26-7 @ Mia.	- 73,013
11-16-03 - Dolphins, 9-6 @ Mia.	- 73,333 (OT)
1-2-05 - Ravens, 30-23 Bal.	- 69,843

Ravens Lead Postseason Series, 1-0

1-13-02 - Ravens, 20-3 @ Mia.	- 72,251
Wild Card	

NEW ENGLAND PATRIOTS — HEAD COACH BILL BELICHICK**Preseason Series, No Meetings****Patriots Lead Regular Season Series, 3-0**

10-6-96 - Patriots, 46-38 Bal.	- 63,569
1-2-00 - Patriots, 20-3 @ NE	- 50,263
11-28-04 - Patriots, 24-3 @ NE	- 68,756

NEW YORK JETS — HEAD COACH ERIC MANGINI**Jets Lead Preseason Series, 3-2**

8-8-97	- Jets, 39-29 @ NYJ	- 23,067
8-16-98	- Ravens, 33-0 @ NYJ	- 47,906
8-22-00	- Ravens, 10-0 Bal.	- 66,588
8-18-01	- Jets, 16-3 @ NYJ	- 76,406
8-15-02	- Jets, 34-16 Bal.	- 67,681

Ravens Lead Regular Season Series, 4-1

11-2-97	- Jets, 19-16 @ NYJ (OT)	- 59,524
9-13-98	- Ravens, 24-10 @ NYJ	- 70,063
12-24-00	- Ravens, 34-20 Bal.	- 69,184
11-14-04	- Ravens, 20-17 @ NYJ (OT)	- 77,826
10-2-05	- Ravens, 13-3 Bal.	- 70,479

RAVENS VS. AFC WEST**DENVER BRONCOS — HEAD COACH MIKE SHANAHAN****Preseason Series, No Meetings****Regular Season Series Tied, 3-3**

10-20-96	- Broncos, 45-34 @ Den.	- 70,453
9-30-01	- Ravens, 20-13 @ Den.	- 75,082
9-30-02	- Ravens, 34-23 Bal.	- 69,638
10-26-03	- Ravens, 26-6 Bal.	- 69,721
12-11-05	- Broncos, 12-10 @ Den.	- 75,651
10-9-06	- Broncos, 13-3 @ Den.	- 76,355

Ravens Lead Postseason Series, 1-0

12-31-00	- Ravens, 21-3 Bal.	- 69,638
	Wild Card	

KANSAS CITY CHIEFS — HEAD COACH HERM EDWARDS**Preseason Series, No Meetings****Chiefs Lead Regular Season Series, 3-1**

10-21-99	- Chiefs, 35-8 Bal.	- 68,771
9-28-03	- Chiefs, 17-10 Bal.	- 69,459
10-4-04	- Chiefs, 27-24 Bal.	- 69,827
12-10-06	- Ravens, 20-10 @ KC	- 77,232

OAKLAND RAIDERS — HEAD COACH LANE KIFFIN**Preseason Series, No Meetings****Ravens Lead Regular Season Series, 3-1**

9-1-96	- Ravens, 19-14 Bal.	- 64,124
11-8-98	- Ravens, 13-10 Bal.	- 69,037
12-14-03	- Raiders, 20-12 @ Oak.	- 45,398
9-17-06	- Ravens, 28-6 Bal.	- 70,744

Ravens Lead Postseason Series, 1-0

1-14-01	- Ravens, 16-3 @ Oak.	- 62,784
	AFC Championship	

SAN DIEGO CHARGERS — HEAD COACH NORV TURNER**Preseason Series, No Meetings****Ravens Lead Regular Season Series, 3-2**

9-28-97	- Chargers, 21-17 @ SD	- 54,094
11-15-98	- Chargers, 14-13 @ SD	- 54,388
12-10-00	- Ravens, 24-3 Bal.	- 68,805
9-21-03	- Ravens, 24-10 @ SD	- 52,028
10-1-06	- Ravens, 16-13 Bal.	- 70,743

RAVENS VS. NFC NORTH

CHICAGO BEARS — HEAD COACH LOVIE SMITH

Ravens lead Preseason Series, 1-0

8-8-98 - Ravens, 19-14 @ Chi. - 65,938

Bears Lead Regular Season Series, 2-1

12-20-98 - Bears, 24-3 @ Chi. - 40,853

9-9-01 - Ravens, 17-6 Bal. - 69,365

10-23-05 - Bears, 10-6 @ Chi. - 62,102

DETROIT LIONS — HEAD COACH ROD MARINELLI

Ravens Lead Preseason Series, 2-0

8-9-02 - Ravens, 12-6 Bal. - 67,421

8-28-04 - Ravens, 17-6 Bal. - 69,552

Regular Season Series Tied, 1-1

12-27-98 - Ravens, 19-10 Bal. - 68,045

10-9-05 - Lions, 35-17 @ Det. - 61,201

GREEN BAY PACKERS — HEAD COACH MIKE MCCARTHY

Packers Lead Preseason Series, 1-0

8-17-96 - Packers, 17-15 Bal. - 62,025

Packers Lead Regular Season Series, 2-1

10-25-98 - Packers, 28-10 @ GB - 59,860

10-14-01 - Packers, 31-23 @ GB - 59,866

12-19-05 - Ravens, 48-3 Bal. - 70,604

MINNESOTA VIKINGS — HEAD COACH BRAD CHILDRESS

Vikings Lead Preseason Series, 1-0

8-25-06 - Vikings, 30-7 @ Min. - 63,257

Ravens Lead Regular Season Series, 2-1

12-13-98 - Vikings, 38-28 Bal. - 69,074

1-7-02 - Ravens, 19-3 Bal. - 69,465

12-25-05 - Ravens, 30-23 Bal. - 70,246

RAVENS VS. NFC SOUTH

ATLANTA FALCONS — HEAD COACH BOBBY PETRINO

Ravens Lead Preseason Series, 3-1

8-21-99 - Ravens, 19-6 @ Atl. - 44,843

8-16-03 - Ravens, 13-10 @ Atl. - 68,237

8-12-04 - Ravens, 24-0 Bal. - 69,299

8-13-05 - Falcons, 16-3 @ Atl. - 67,123

Ravens Lead Regular Season Series, 2-1

10-3-99 - Ravens, 19-13 OT @ Atl. - 50,712

11-3-02 - Falcons, 20-17 @ Atl. - 68,532

11-19-06 - Ravens, 24-10 Bal. - 70,790

CAROLINA PANTHERS — HEAD COACH JOHN FOX

Ravens Lead Preseason Series, 2-1

8-28-99 - Ravens, 28-24 Bal. - 66,247

8-18-00 - Ravens, 24-13 @ Car. - 72,551

8-23-01 - Panthers, 20-17 Bal. - 66,619

Panthers Lead Regular Season Series, 3-0

12-15-96 - Panthers, 27-16 @ Car. - 70,075

9-8-02 - Panthers, 10-7 @ Car. - 70,386

10-15-06 - Panthers, 23-21 Bal. - 70,762

NEW ORLEANS SAINTS — HEAD COACH SEAN PAYTON**Ravens Lead Preseason Series, 1-0**

8-26-05 - Ravens, 21-6 @ NO - 44,485

Ravens Lead Regular Season Series, 3-1

9-29-96 - Ravens, 17-10 Bal.	- 61,063
12-19-99 - Ravens, 31-8 Bal.	- 67,597
12-8-02 - NO, 37-25 Bal.	- 69,334
10-29-06 - Ravens, 35-22 Bal.	- 69,152

TAMPA BAY BUCCANEERS — HEAD COACH JON GRUDEN**Preseason Series, No Meetings****Bucs Lead Regular Season Series, 2-1**

12-29-01 - Bucs, 22-10 @ TB	- 65,619
9-15-02 - Bucs, 25-0 Bal.	- 69,304
9-10-06 - Ravens, 27-0 @ TB	- 65,087

RAVENS VS. NFC EAST**DALLAS COWBOYS — HEAD COACH WADE PHILLIPS****Preseason Series, No Meetings****Ravens Lead Regular Season Series, 2-0**

11-19-00 - Ravens, 27-0 Bal.	- 69,416
11-21-04 - Ravens, 30-10 Bal.	- 69,924

NEW YORK GIANTS — HEAD COACH TOM COUGHLIN**Ravens Lead Preseason Series, 6-4**

8-10-96 - Ravens, 37-27 @ NYG	- 39,799
8-2-97 - Giants, 21-20 Bal.	- 53,268
8-28-98 - Ravens, 14-6 @ NYG	- 48,754
9-3-99 - Ravens, 28-24 Bal.	- 60,092
8-25-00 - Ravens, 24-17 @ NYG	- 76,527
8-31-01 - Ravens, 38-9 Bal.	- 66,197
8-29-02 - Giants, 13-0 @ NYG	- 76,572
8-28-03 - Giants, 30-24 Bal.	- 68,169
9-2-04 - Ravens, 27-17 @ NYG	- 75,498
8-11-06 - Giants, 17-16 Bal.	- 70,249

Ravens Lead Regular Season Series, 2-0

9-14-97 - Ravens, 24-23 @ NYG	- 69,768
12-12-04 - Ravens, 37-14 Bal.	- 69,856

Ravens Lead Postseason Series, 1-01-28-01 - Ravens, 34-7 @ TB - 71,921
Super Bowl**PHILADELPHIA EAGLES — HEAD COACH ANDY REID****Ravens Lead Preseason Series, 6-3**

8-3-96 - Ravens, 17-9 Bal	- 63,804
8-16-97 - Eagles, 24-13 @ Phi.	- 60,939
8-24-98 - Ravens, 23-6 Bal.	- 65,970
8-12-99 - Ravens, 10-7 @ Phi.	- 43,552
8-5-00 - Ravens, 16-13 Bal.	- 65,459
8-13-01 - Game Cancelled - Field Conditions	
8-23-02 - Ravens, 13-12 Bal.	- 58,443
8-20-04 - Eagles, 26-17 @ Phi.	- 67,218
8-20-05 - Eagles, 20-14 Bal.	- 70,303
8-17-06 - Ravens, 20-10 Bal.	- 70,255

Regular Season Series Tied, 1-1-1

11-16-97 - Tie, 10-10 Bal. (OT)	- 63,546
10-31-04 - Eagles, 15-10 @ Phi.	- 67,715
12-19-99 - Ravens, 31-8 Bal.	- 67,597



WASHINGTON REDSKINS — HEAD COACH JOE GIBBS**Ravens Lead Preseason Series, 2-1**

8-23-03 - Redskins, 24-3 @ Was. - 70,460
 9-1-05 - Ravens, 26-20 Bal. (OT) - 69,885
 8-31-06 - Ravens, 17-10 Was. - 60,326

Ravens Lead Regular Season Series, 2-1

10-26-97 - Ravens, 20-17 @ Was. - 75,067
 10-15-00 - Redskins, 10-3 @ Was. - 83,252
 10-10-04 - Ravens, 17-10 @ Was. - 90,287

RAVENS VS. NFC WEST**ARIZONA CARDINALS — HEAD COACH KEN WHISENHUNT****Preseason Series, No Meetings****Ravens Lead Regular Season Series, 2-1**

11-28-97 - Cardinals, 16-13 Bal. - 53,976
 12-17-00 - Ravens, 13-7 @ Ari. - 37,452
 10-12-03 - Ravens 26-18 @ Ari. - 24,193

ST. LOUIS RAMS — HEAD COACH SCOTT LINEHAN**Preseason Series, No Meetings****Rams Lead Regular Season Series, 2-1**

10-27-96 - Ravens, 37-31 Bal. (OT) - 60,256
 9-12-99 - Rams, 27-10 @ STL - 62,100
 11-9-03 - Rams, 33-22 @ STL - 66,085

SAN FRANCISCO 49ERS — HEAD COACH MIKE NOLAN**Preseason Series, No Meetings****Regular Season Series Tied, 1-1**

11-17-96 - 49ers, 38-20 @ SF - 51,596
 11-30-03 - Ravens, 44-6 Bal. - 69,549

SEATTLE SEAHAWKS — HEAD COACH MIKE HOLMGREN**Preseason Series, No Meetings****Ravens Lead Regular Season Series, 2-0**

12-7-97 - Ravens, 31-24 Bal. - 54,395
 11-3-03 - Ravens, 44-41 Bal. (OT) - 69,477

RAVENS ALL-TIME SHUTOUTS

DATE/OPPONENT	SCORE	TOTAL YDS. ALLOWED	SACKS/YARDS	INTS/YARDS	LEADING TACKLER
12/26/99 Cincinnati	22-0	280	7/39	2/53	R. Lewis (11)
9/3/00 @ Pittsburgh	16-0	229	1/6	0/0	R. Lewis (7)
9/24/00 Cincinnati	37-0	109	4/15	2/15	M. McCrary (7)
10/1/00 @ Cleveland	12-0	230	1/9	3/5	R. Lewis (10)
11/19/00 Dallas	27-0	193	1/1	3/42	R. Lewis (8)
12/23/01 Cincinnati	16-0	305	3/22	3/94	R. Lewis (12)
12/21/03 @ Cleveland	35-0	241	5/30	1/52	R. Lewis (12)
9/10/06 @ Tampa Bay	27-0	142	3/21	3/123	R. Lewis (10)
11/26/06 Pittsburgh	27-0	172	9/73	2/7	R. Lewis (9)

1996 STATISTICS

RESULTS AND ATTENDANCE

WON 4, LOST 12

09/01	W	19-14	Oakland	64,124
09/08	L	17-31	at Pittsburgh	57,241
09/15	L	13-29	at Houston	20,082
09/22			BYE WEEK	
09/29	W	17-10	New Orleans	61,063
10/06	L	38-46	New England	63,569
10/13	L	21-26	at Indianapolis	56,978
10/20	L	34-45	at Denver	70,453
10/27	W	37-31 (OT)	St. Louis	60,256
11/03	L	21-24	Cincinnati	60,743
11/10	L	27-30	at Jacksonville	64,628
11/17	L	20-38	at San Francisco	51,596
11/24	L	25-28 (OT)	Jacksonville	57,384
12/01	W	31-17	Pittsburgh	51,822
12/08	L	14-21	at Cincinnati	43,022
12/15	L	16-27	at Carolina	70,075
12/22	L	21-24	Houston	52,704

TEAM STATISTICS

	RAVENS	OPPONENT
TOTAL FIRST DOWNS	338	351
Rushing	108	115
Passing	208	213
Penalty	22	23
3rd Down: Made/Att	88/201	108/224
3rd Down Pct.	43.8	48.2
4th Down: Made/Att	4/10	7/13
4th Down Pct.	40.0	53.8
TOTAL NET YARDS	5723	5889
Avg. Per Game	357.7	368.1
Total Plays	1024	1075
Avg. Per Play	5.6	5.5
NET YARDS RUSHING	1745	1920
Avg. Per Game	109.1	120.0
Total Rushes	416	508
NET YARDS PASSING	3978	3969
Avg. Per Game	248.6	248.1
Sacked/Yards Lost	38/296	30/146
Gross Yards	4274	4115
Att./Completions	570/335	537/350
Completion Pct.	58.8	65.2
Had Intercepted	20	15
PUNTS/AVERAGE	69/43.2	68/42.4
NET PUNTING AVG.	37.8	35.6
PENALTIES/YARDS	94/818	104/744
FUMBLES/BALL LOST	23/13	23/7
TOUCHDOWNS	45	50
Rushing	10	18
Passing	34	27
Returns	1	5

SCORE BY PERIODS

	1	2	3	4	OT	PTS
RAVENS	70	129	64	102	6	371
Opponents	88	128	92	130	3	441

SCORING

	R	P	KR	DR	PAT	FG	2R	2P	S	TP
Stover	0	0	0	0	34/35	19/25	0	0	0	91
Jackson	0	14	0	0	0/0	0/0	0	2	0	88
Alexander	0	9	0	0	0/0	0/0	0	1	0	56
Byner	4	1	0	0	0/0	0/0	0	0	0	30
Morris	4	1	0	0	0/0	0/0	0	0	0	30
Testaverde	2	0	0	0	0/0	0/0	1	0	0	14
Turner	0	2	0	0	0/0	0/0	0	0	0	12
Arvie	0	1	0	0	0/0	0/0	0	0	0	6
Caldwell	0	0	0	1	0/0	0/0	0	0	0	6
Green	0	1	0	0	0/0	0/0	0	0	0	6
Jones	0	1	0	0	0/0	0/0	0	0	0	6
Kinchen	0	1	0	0	0/0	0/0	0	0	0	6
Lewis	0	1	0	0	0/0	0/0	0	0	0	6
Ogden	0	1	0	0	0/0	0/0	0	0	0	6
Williams	0	1	0	0	0/0	0/0	0	0	0	6
Gardner	0	0	0	0	0/0	0/0	1	0	0	2
RAVENS	10	34	0	1	34/35	19/25	2	3	0	371
Opponents	18	27	0	5	41/41	28/31	3	4	1	441

2-Pt. Conversions: RAVENS 5-9; Opponents 7-9

SACKS: Caldwell 4.5, Pleasant 4.0, Croel 3.0, Burnett 3.0, Williams 3.0, Thompson 3.0, Goad 3.0, Lewis 2.5, Fortune 1.0, Jones 1.0, Lyle 1.0, Brady 0.5, Footman 0.5
RAVENS 30.0; Opponents: 38.0

PASSING	ATT	COMP	YARDS	COMP%	AVG/ATT
Testaverde	549	325	4177	59.2	7.61
Zeier	21	10	97	47.6	4.62
RAVENS	570	335	4274	58.8	7.50
Opponents	537	350	4115	65.2	7.66

RUSHING

	NO	YDS	AVG	LG	TD
Morris	172	737	4.3	19	4
Byner	159	634	4.0	42	4
Testaverde	34	188	5.5	22	2
Gardner	26	108	4.2	19	0
Hoard	15	61	4.1	10	0
Turner	2	12	6.0	6	0
Zeier	2	8	4.0	5	0
Hunter	1	0	0.0	0	0
Montgomery	1	0	0.0	0	0
Alexander	3	0	0.0	12	0
Lewis	1	-3	-3.0	-3	0

RAVENS	416	1745	4.2	42	10
Opponents	508	1920	3.8	71	18

RECEIVING

	NO	YDS	AVG	LG	TD
Jackson	76	1201	15.8	86t	14
Alexander	62	1099	17.7	64t	9
Kinchen	55	581	10.6	29	1
Turner	38	461	12.1	27t	2
Byner	30	270	9.0	40	1
Morris	25	242	9.7	52t	1
Green	15	150	10.0	23	1
Williams	13	85	6.5	19	1
Gardner	7	28	4.0	7	0
Lewis	5	78	15.6	24	1
Ethridge	2	24	12.0	15	0
Bishop	2	22	11.0	13	0
Hunter	1	25	25.0	25	0
Hoard	1	4	4.0	4	0
Jones	1	2	2.0	2t	1
Ogden	1	1	1.0	1t	1
Arvie	1	1	1.0	1t	1

RAVENS	335	4274	12.8	86t	34
Opponents	350	4115	11.8	55	27

INTERCEPTIONS

	NO	YDS	AVG	LG	TD
Langham	5	59	11.8	28	0
Turner	5	1	0.2	1	0
Caldwell	1	45	45.0	45t	1
Adams	1	16	16.0	16	0
Croel	1	16	16.0	16	0
Moore	1	10	10.0	10	0
Lewis	1	0	0.0	0	0
RAVENS	15	147	9.8	45t	1
Opponents	20	349	17.5	68t	3

PUNTING

	NO	YDS	AVG	TB	In	LG	Blk
Montgomery	68	2980	43.8	5	23	67	1
Team	1	0	0.0	0	0	0	0
RAVENS	69	2980	43.2	5	23	67	1
Opponents	68	2881	42.4	5	27	64	0

PUNT RETURNS

	Ret	FC	YDS	AVG	LG	TD
Lewis	36	13	339	9.4	46	0
Alexander	1	0	15	15.0	15	0
Ethridge	0	1	0	3.0	3	0
Hunter	0	1	0	0	0	0
RAVENS	38	14	357	9.4	46	0
Opponents	27	14	273	10.1	47	0

KICKOFF RETURNS

	NO	YDS	AVG	LG	TD
Lewis	41	883	21.5	44	0
Baldwin	20	405	20.3	34	0
Hunter	9	178	19.8	29	0
Ethridge	8	171	21.4	29	0
Byner	4	61	15.3	19	0
Kinchen	1	19	19.0	19	0
Alexander	1	13	13.0	13	0
Morris	1	3	3.0	3	0
Isaia	0	2	2.0	2	0
Frederick	0	-1	0.0	-1	0
RAVENS	86	1734	20.2	44	0
Opponents	70	1402	20.0	51	0

FIELD GOALS

	1-19	20-29	30-39	40-49	50+
Stover	0/0	8/8	5/6	5/10	1/1
RAVENS	0/0	8/8	5/6	5/10	1/1
Opponents	0/0	11/11	10/11	5/7	2/2

Stover: (25,37); (29); (0); (38, 48SH, 49WL); (0); (0); (45,33); (43WL, 50, 32WL); (0); (21,21); (43,25); (21,29,41,33,49WR); (40); (45SH); (37,46,25); (0)

Opponents: (0); (35); (41,44); (23,38WL); (22,35,50); (27,30); (34); (50,38,36); (41,49,34); (23,33,24); (27); (29,41WL,34); (22); (49SH,23,26); (29,44); (37)

	TD	TD%	INT	INT%	LG	TKLD/LOST	RATING
33	6.0	19	3.5	86t	34/270	88.7	
1	4.8	1	4.8	15	4/26	57.0	
34	6.0	20	3.5	86t	38/296	87.6	
27	5.0	15	2.8	55	30/146	93.4	



1996 DEFENSIVE STATISTICS

FROM COACHES VIDEO

PLAYER	TT	SOLO	AS	SACKS	YDS	PD	FR	FF	INT
Lewis, Ray	142	104	38	2.5	8.5	6	0	0	1
Turner, Eric	112	80	32	0.0	0.0	15	0	0	5
Moore, Stevon	108	78	30	0.0	0.0	5	1	0	1
Croel, Mike	81	56	25	3.0	11.0	1	0	2	1
Caldwell, Mike	76	49	27	4.5	35.5	3	0	1	1
Brady, Donny	66	53	13	0.5	4.5	10	1	0	0
Jones, James	59	37	22	1.0	5.0	3	0	1	0
Langham, Antonio	47	39	8	0.0	0.0	21	0	0	5
Goganious, Keith	47	33	14	0.0	0.0	0	0	0	0
Sutter, Ed	46	25	21	0.0	0.0	2	0	0	0
Williams, Jerrol	43	30	13	3.0	8.0	0	1	2	0
Goad, Tim	42	29	13	3.0	19.0	1	0	0	0
Frederick, Mike	37	23	14	0.0	0.0	1	0	0	0
Pleasant, Anthony	33	28	5	4.0	23.0	1	1	0	0
Footman, Dan	32	22	10	0.5	1.5	1	0	2	0
Adams, Vashone	29	23	6	0.0	0.0	4	0	0	1
Burnett, Rob	29	20	9	3.0	17.0	0	0	1	0
Jenkins, Deron	24	19	5	0.0	0.0	2	1	1	0
Booth, Issac	18	15	3	0.0	0.0	6	0	0	0
Fortune, Elliott	16	11	5	1.0	4.0	0	0	0	0
Thompson, Bennie	15	10	5	3.0	5.0	2	0	0	0
Lyle, Rick	12	7	5	1.0	4.0	0	0	0	0
Brew, Dorian	4	4	0	0.0	0.0	0	0	0	0
Turner, Floyd	0	0	0	0.0	0.0	0	0	1	0
Powell, Craig	0	0	0	0.0	0.0	0	0	0	0

1996 SPECIAL TEAMS STATISTICS

FROM COACHES VIDEO

PLAYER	TT	SOLO	AS	FR	FF	BK
Thompson, Bennie	15	10	5	0	0	0
Gardner, Carwell	13	8	5	0	0	0
Sutter, Ed	11	8	3	1	0	0
Adams, Vashone	11	6	5	0	0	0
Jenkins, Deron	10	7	3	0	2	0
Goganious, Keith	10	6	4	0	0	0
Powell, Craig	8	7	1	0	0	0
Langham, Antonio	7	4	3	0	1	0
Clark, Seldric	6	5	1	0	0	0
Kinchen, Brian	6	3	3	0	0	0
Booth, Issac	5	4	1	0	0	0
Daniels, Dexter	5	3	2	0	0	0
Williams, Jerrol	5	2	3	0	0	0
Byner, Earnest	4	4	0	0	0	0
Dowden, Corey	4	2	2	0	0	0
Brady, Donny	3	3	0	0	0	0
Brew, Dorian	3	2	1	0	0	0
Ethridge, Ray	2	2	0	1	0	0
Lewis, Jermaine	2	2	0	0	0	0
Baldwin, Randy	2	2	0	0	0	0
Hartley, Frank	2	1	1	0	0	0
Stover, Matt	1	1	0	0	0	0
Lewis, Ray	1	1	0	0	0	0
Moore, Stevon	1	0	1	0	0	0

TOP THREE

SOLO	SACKS	FR	FR	PD
104 Ray Lewis	4.5 Mike Caldwell	2 Mike Croel	1 5 players tied	21 Antonio Langham
80 Eric Turner	4 Anthony Pleasant	2 Dan Footman		15 Eric Turner
78 Stevon Moore	5 3 players tied	2 Jerrol Williams		10 Donny Brady

1996 USUAL STARTING LINEUPS

OFFENSE	DEFENSE
WR1 81 Michael Jackson	LDE 90 Rob Burnett
WR2 82 Derrick Alexander	NT 97 James Jones
LT 66 Tony Jones	RDE 99 Anthony Pleasant
LG 75 Jonathan Ogden	LOLB 51 Mike Croel
C 61 Steve Everitt	LILB 52 Ray Lewis
LG 63 Wally Williams	RILB 56 Mike Caldwell
RG 69 Jeff Blackshear	ROLB 57 Jerrol Williams
RG 63 Wally Williams	50 Keith Goganious
RT 77 Orlando Brown	LCB 38 Antonio Langham
TE 88 Brian Kinchen	RCB 24 Donny Brady
QB 12 Vinny Testaverde	SS 27 Stevon Moore
RB 33 Bam Morris	FS 29 Eric Turner
21 Earnest Byner	
FB 35 Carwell Gardner	

1996 RAVENS COACHES

Ted Marchibroda, Head Coach; **Kirk Ferentz**, Assistant Head Coach-Offense; **Marvin Lewis**, Defensive Coordinator; **Maxie Baughan**, Linebackers; **Jacob Burney**, Defensive Line; **Pat Hill**, Tight Ends/Offensive Line; **Al Lavan**, Running Backs; **Scott O'Brien**, Special Teams; **Alvin Reynolds**, Secondary; **Mike Sheppard**, Wide Receivers; **Jerry Simmons**, Strength and Conditioning; **Don Strook**, Quarterbacks; **Eric Mangini**, Quality Control/Offense; **Jim Schwartz**, Quality Control/Defense; **John Settle**, Quality Control/Special Teams

1996 RAVENS HONOR ROLL

Pro Bowl: S Eric Turner (2nd alternate, started); QB Vinny Testaverde (3rd QB)

All Pro: LG Jonathan Ogden (*SI, Dallas Morning News*)

Ravens Roost Unsung Hero: RB Earnest Byner

Ravens Roost Extra Effort Award: TE Brian Kinchen

Ed Block Courage Award: DE Anthony Pleasant

BALTIMORE RAVENS 1996 SEASON REVIEW

Record	4-12	Trailing at Halftime	2-8
vs. AFC Central	1-7	Leading After 3 Quarters	2-4
vs. AFC	2-10	Trailing After 3 Quarters	2-8
vs. NFC	2-2	Winning Coin Toss	2-6
Home	4-4	Losing Coin Toss	2-6
Away	0-8	Decided by 7 Points or Less	3-6
On Grass	4-8	Decided by 3 Points or Less	0-4
Artificial Turf	0-4	When Scoring First	3-5
Outdoors	4-10	When Not Scoring First	1-7
Indoors	0-2	Overtime	1-1
Leading at Halftime	2-4	Preseason	3-1

1997 STATISTICS

RESULTS AND ATTENDANCE

WON 6, LOST 9, TIED 1

08/31	L	27-28	Jacksonville	61,018
09/07	W	23-10	Cincinnati	52,968
09/14	W	24-23	at New York	69,768
09/21	W	36-10	at Tennessee	17,737
09/28	L	17-21	at San Diego	54,094
10/05	L	34-42	Pittsburgh	64,421
10/12			BYE WEEK	
10/19	L	13-24	Miami	64,354
10/26	W	20-17	at Washington	75,067
11/02	L	16-19 (OT)	New York Jets	77,716
11/09	L	0-37	at Pittsburgh	56,669
11/16	T	10-10 (OT)	Philadelphia	63,546
11/23	L	13-16	Arizona	53,976
11/30	L	27-29	at Jacksonville	63,712
12/07	W	31-24	Seattle	54,395
12/14	W	21-19	Tennessee	60,558
12/21	L	14-16	at Cincinnati	50,917

TEAM STATISTICS

	RAVENS	OPPONENT
TOTAL FIRST DOWNS	292	306
Rushing	99	101
Passing	176	180
Penalty	17	25
3rd Down: Made/Att	82/227	94/233
3rd Down Pct.	36.1	40.3
4th Down: Made/Att	12/21	7/14
4th Down Pct.	57.1	50.0
TOTAL NET YARDS	5291	5363
Avg. Per Game	330.7	335.2
Total Plays	1043	1068
Avg. Per Play	5.1	5.0
NET YARDS RUSHING	1589	1690
Avg. Per Game	99.3	105.6
Total Rushes	420	470
NET YARDS PASSING	3702	3673
Avg. Per Game	231.4	229.6
Sacked/Yards Lost	37/227	42/293
Gross Yards	3929	3966
Att./Completions	586/338	556/332
Completion Pct.	57.7	59.7
Had Intercepted	16	17
PUNTS/AVERAGE	83/42.7	82/44.0
NET PUNTING AVG.	36.6	35.5
PENALTIES/YARDS	101/777	106/822
FUMBLES/BALL LOST	37/17	23/11
TOUCHDOWNS	35	39
Rushing	7	7
Passing	25	20
Returns	3	2

SCORE BY PERIODS

	1	2	3	4	OT	PTS
RAVENS	67	98	58	103	0	326
Opponents	89	92	81	80	3	345

SCORING

	R	P	KR	DR	PAT	FG	2R	2P	S	TP
Stover	0	0	0	0	32/32	26/34	0	0	0	110
Alexander	0	9	0	0	0/0	0/0	0	0	0	54
Lewis	0	6	2	0	0/0	0/0	0	0	0	48
Green	0	5	0	0	0/0	0/0	0	0	0	30
Jackson	0	4	0	0	0/0	0/0	0	1	0	26
Morris	4	0	0	0	0/0	0/0	0	0	0	24
Graham	2	0	0	0	0/0	0/0	0	0	0	12
Cotton	1	0	0	0	0/0	0/0	0	0	0	6
Kinchen	0	1	0	0	0/0	0/0	0	0	0	6
Langham	0	0	0	1	0/0	0/0	0	0	0	6
Byner	0	0	0	0	0/0	0/0	0	1	0	2
Team Stat	0	0	0	0	0/0	0/0	0	0	1	2
RAVENS	7	25	2	1	32/32	26/34	0	2	1	326
Opp.	17	20	1	1	33/35	24/34	1	1	1	345

2-pt. Conversions: RAVENS 2-3; Opponents 2-4

SACKS: Boulware 11.5, McCrary 9.0, Jones 6.0, Burnett 4.0, Lewis 4.0, Sharper 3.0, Washington 2.0, Herring 1.0, Langham 1.0, Brown 0.5

RAVENS 42.0; Opponents 37.0

	PASSING	ATT	COMP	YARDS	COMP%	AVG/ATT
Testaverde	470	271	2971	57.7	6.32	
Zeier	116	67	958	57.8	8.26	
RAVENS	586	338	3929	57.8	6.70	
Opponents	556	332	3966	59.7	7.13	

RUSHING

	NO	YDS	AVG	LG	TD
Morris	204	774	3.8	25	4
Byner	84	313	3.7	19	0
Graham	81	299	3.7	19	2
Testaverde	34	138	4.1	16	0
Lewis	3	35	11.7	24	0
Zeier	10	17	1.7	12	0
Montgomery	1	11	11.0	11	0
Cotton	2	2	1.0	1t	1
Alexander	1	0	0.0	0	0
RAVENS	420	1589	3.8	25	7
Opponents	470	1690	3.6	74t	17

RECEIVING

	NO	YDS	AVG	LG	TD
Jackson	69	918	13.3	54	4
Alexander	65	1009	15.5	92	9
Green	65	601	9.2	37	5
Lewis	42	648	15.4	42t	6
Morris	29	176	6.1	15	0
Byner	21	128	6.1	17	0
Narborough	16	183	11.4	26	0
Graham	12	51	4.3	19	0
Kinchen	11	95	8.6	24	1
Roe	7	124	17.7	29	0
Testaverde	1	-4	-4.0	-4	0
RAVENS	338	3929	11.6	92	25
Opponents	332	3966	11.9	77	20

INTERCEPTIONS

	NO	YDS	AVG	LG	TD
Moore	4	56	14.0	38	0
Daniel	3	60	20.0	43	0
Langham	3	40	13.3	40t	1
Staten	2	12	6.0	9	0
Brown	1	21	21.0	21	0
Lewis	1	18	18.0	18	0
Jones	1	15	15.0	15	0
Jenkins	1	15	15.0	15	0
Sharper	1	4	4.0	0	0
RAVENS	17	241	14.2	43	1
Opponents	16	118	7.4	42	0

PUNTING

	NO	YDS	AVG	TB	In	LG	Bk
Montgomery	83	3540	42.7	2	24	60	0
RAVENS	83	3540	42.7	2	24	60	0
Opponents	82	3611	44.0	7	24	63	0

PUNT RETURNS

	Ret	FC	YDS	AVG	LG	TD
Lewis	28	13	437	15.6	89t	2
Roe	8	0	72	9.0	34	0
Ethridge	5	1	21	4.2	16	0
Alexander	1	0	34	34.0	34	0
RAVENS	42	14	564	13.4	89t	2
Opponents	53	11	460	8.7	60	0

KICKOFF RETURNS

	NO	YDS	AVG	LG	TD
Lewis	41	905	22.1	51	0
Roe	9	189	21.0	33	0
Graham	6	115	19.2	24	0
Brew	5	88	17.6	24	0
Singleton	4	64	16.0	19	0
Ethridge	2	37	18.5	22	0
Morris	1	23	23.0	23	0
Holmes	1	14	14.0	14	0
McCloud	1	0	0.0	0	0
Byner	1	0	0.0	0	0
RAVENS	71	1435	20.2	51	0
Opponents	59	1323	22.4	97t	0

FIELD GOALS

	1-19	20-29	30-39	40-49	50+
Stover	0/0	8/9	12/12	6/11	0/2
RAVENS	0/0	8/9	12/12	6/11	0/2
Opponents	0/0	10/10	6/6	7/16	1/2

Stover: (33, 25); (37, 32, 41); (37); (38, 46WL, 42, 49, 34, 36); (47, 35, 28); (34); (38, 23); (48SH, 34, 28); (41, 22, 24); (0); (23, 53WR); (46, 34); (0); (24, 45WR, 42WR); (50BL, 27BL); (44WR)

Opponents: (43 WL); (46, 51 WL, 43 WL, 46 BL); (41 WR, 27, 41 WR); (45, 41 WR); (49 WL); (0); (23); (26); (47WR, 28, 33, 31, 37); (52, 22, 39); (33, 40WL); (22, 27); (41, 42, 31, 29, 22); (0); (25, 40); (44)

	TD	TD%	INT	INT%	LG	TkLD/LOST	RATING
18	3.8	15	3.2	54t	20/129	75.9	
7	6.0	1	0.9	92	17/98	101.1	
25	4.3	16	2.7	92	37/227	80.9	
20	3.6	17	3.1	77t	42/293	80.8	



1997 DEFENSIVE STATISTICS

FROM COACHES VIDEO

PLAYER	TT	SOLO	AS	SACKS	YDS	PD	FR	FF	INT
Lewis, Ray	210	163	47	4.0	27.0	9	0	1	1
Moore, Stevon	86	63	23	0.0	0.0	9	0	2	4
McCrary, Micheal	80	59	21	9.0	70.5	2	2	0	0
Sharper, Jamie	79	57	22	3.0	24.0	3	0	1	1
Jones, James	75	50	25	6.0	44.0	1	1	3	0
Boulware, Peter	66	42	24	11.5	70.5	0	0	1	0
Burnett, Rob	59	40	19	4.0	36.0	1	1	0	0
Langham, Antonio	51	41	10	1.0	0.0	14	0	1	3
Herring, Kim	51	34	17	1.0	4.0	1	0	1	0
Jenkins, DeRon	44	40	4	0.0	0.0	7	1	0	1
Siragusa, Tony	44	30	14	0.0	0.0	2	1	0	0
Jones, Rondell	40	32	8	0.0	0.0	4	1	0	1
Webster, Larry	34	25	9	0.0	0.0	0	0	0	0
Brady, Donny	33	29	4	0.0	0.0	7	1	0	0
Staten, Ralph	30	22	8	0.0	0.0	6	0	0	2
Washington, Keith	24	17	7	2.0	16.0	1	0	1	0
Brown, Cornell	17	12	5	0.5	1.0	2	0	2	1
Daniel, Eugene	17	9	8	0.0	0.0	7	0	0	3
Frederick, Mike	10	8	2	0.0	0.0	1	1	0	0
McCloud, Tyrus	9	5	4	0.0	0.0	1	0	0	0
Ward, Chris	3	3	0	0.0	0.0	0	0	0	0
Thompson, Bennie	3	3	0	0.0	0.0	1	0	0	0
Brew, Dorian	3	2	1	0.0	0.0	0	0	0	0
Williams, John	2	2	0	0.0	0.0	2	0	0	0
Taylor, Leland	1	0	1	0.0	0.0	0	0	0	0

1997 SPECIAL TEAMS STATISTICS

FROM COACHES VIDEO

PLAYER	TT	SOLO	AS	FR	FF	BK
Brady, Donny	19	17	2	0	0	0
Thompson, Bennie	18	18	0	2	1	0
Herring, Kim	10	9	1	1	0	0
Vinson, Tony	9	9	0	2	0	0
McCloud, Tyrus	9	7	2	1	0	0
Brown, Cornell	8	8	0	0	0	0
Williams, John	7	7	0	0	0	0
Washington, Keith	5	5	0	0	0	0
Jenkins, DeRon	5	4	1	0	0	0
Kinchen, Brian	4	3	1	0	1	0
Moore, Stevon	3	3	0	0	0	0
Byner, Earnest	2	2	0	2	0	0
Graham, Jay	2	2	0	1	0	0
Sharper, Jamie	2	2	0	0	0	0
Langham, Antonio	2	2	0	0	0	0
Holmes, Priest	2	2	0	0	0	0
Jones, Rondell	2	1	1	0	0	1
Brew, Dorian	1	1	0	0	0	0
Peters, Tyrrell	1	1	0	0	0	0
Montgomery, Greg	1	1	0	0	0	0
Ethridge, Ray	1	1	0	0	0	0
Stover, Matt	1	1	0	0	0	0
Cotton, Kenyon	1	0	1	0	0	0
Staten, Ralph	1	0	1	0	0	0
Ofofide, A.J.	1	0	1	0	0	0
Burnett, Rob	0	0	0	0	0	1

TOP THREE

SOLO	SACKS	FF	FR	PD
163 Ray Lewis	11.5 Peter Boulware	3 James Jones	2 Michael McCrary	14 Antonio Langham
63 Stevon Moore	9.0 Michael McCrary	2 Cornell Brown	1 7 players tied	9 Ray Lewis
59 Michael McCrary	6.0 James Jones	2 Stevon Moore		9 Stevon Moore

1997 USUAL STARTING LINEUPS

OFFENSE			DEFENSE		
WR1	81	Michael Jackson	LDE	90	Rob Burnett
WR2	82	Derrick Alexander	LDT	97	James Jones
LT	75	Jonathan Ogden	RDE	98	Tony Siragusa
LG	65	Ben Cavin	RDE	99	Michael McCrary
	62	Leo Goetas	LLB	58	Peter Boulware
C	63	Wally Williams	MLB	52	Ray Lewis
	67	Quentin Neujahr	RLB	55	Jamie Sharper
RG	69	Jeff Blackshear	LCB	38	Antonio Langham
RT	77	Orlando Brown	RCB	25	DeRon Jenkins
TE	86	Eric Green		30	Eugene Daniel
QB	12	Vinny Testaverde	SS	27	Stevon Moore
WR3	84	Jermaine Lewis	FS	31	Rondell Jones
RB	33	Bam Morris		20	Kim Herring

1997 RAVENS COACHES

Ted Marchibroda, Head Coach; **Kirk Ferentz**, Assistant Head Coach-Offense; **Marvin Lewis**, Defensive Coordinator; **Maxie Baughan**, Linebackers; **Jacob Burney**, Defensive Line; **Al Lavan**, Running Backs; **Scott O'Brien**, Special Teams; **Alvin Reynolds**, Secondary; **Richard Mann**, Wide Receivers; **Jerry Simmons**, Strength and Conditioning; **Don Strock**, Quarterbacks; **Ken Whisenhunt**, Tight Ends; **Lester Erb**, Quality Control/Offense; **Jim Schwartz**, Quality Control/Defense; **John Settle**, Quality Control/Special Teams

1997 RAVENS HONOR ROLL

NFL Defensive Rookie of the Year: LB Peter Boulware

Pro Bowl: OT Jonathan Ogden (starter), Ray Lewis (1st alternate, played in game)

All Pro: OT Jonathan Ogden (*SI, TSN, PFW, CPFW, FD*), LB Ray Lewis (*SI, CPFW*)

Ravens Roost Unsung Hero: S Stevon Moore

Ravens Roost Extra Effort Award: S Bennie Thompson

Ed Block Courage Award: OL Wally Williams

BALTIMORE RAVENS 1997 SEASON REVIEW

Record	6-9-1	Leading After 3 Quarters	4-3-1
vs. AFC Central	3-5	Trailing After 3 Quarters	1-6
vs. AFC	4-8	Winning Coin Toss	2-4
vs. NFC	2-1-1	Losing Coin Toss	4-5-1
Home	3-4-1	Decided by 8 Points or less	4-7
Away	3-5	Decided by 3 Points or less	3-5-1
On Grass	5-6-1	When Scoring First	4-3-1
Artificial Turf	1-3	When Not Scoring First	2-6
Outdoors	6-9-1	Overtime	0-1-1
Indoors	0-0	Preseason	0-4
Leading at Halftime	4-1-1	When Allowing a 100-Yard Rusher	1-3
Tied at Halftime	1-1	When Allowing a 100-Yard Receiver	1-6
Trailing at Halftime	1-7	When Not Allowing a 100-Yard Rusher	5-6-1
Tied After 3 Quarters	1-0	When Not Allowing a 100-Yard Receiver	5-3-1

1998 STATISTICS

RESULTS AND ATTENDANCE

WON 6, LOST 10

09/06	L	13-20	Pittsburgh	68,847
09/13	W	24-10	at New York Jets	70,063
09/20	L	10-24	at Jacksonville	67,069
09/27	W	31-24	Cincinnati	68,154
10/04			BYE WEEK	
10/11	L	8-12	Tennessee	68,561
10/18	L	6-16	at Pittsburgh	58,620
10/25	L	10-28	at Green Bay	59,860
11/01	L	19-45	Jacksonville	68,915
11/08	W	13-10	Oakland	69,037
11/15	L	13-14	at San Diego	54,388
11/22	W	20-13	at Cincinnati	52,571
11/29	W	38-31	Indianapolis	68,898
12/06	L	14-16	at Tennessee	31,124
12/13	L	28-38	Minnesota	69,074
12/20	L	3-24	at Chicago	40,853
12/27	W	19-10	Detroit	68,045

TEAM STATISTICS

	RAVENS	OPPONENT
TOTAL FIRST DOWNS	243	298
Rushing	86	90
Passing	140	180
Penalty	17	28
3rd Down: Made/Att	64/207	93/237
3rd Down Pct.	30.9	39.2
4th Down: Made/Att	6/15	4/11
4th Down Pct.	40.0	36.4
TOTAL NET YARDS	4498	5297
Avg. Per Game	281.1	331.1
Total Plays	926	1050
Avg. Per Play	4.9	5.0
NET YARDS RUSHING	1629	1705
Avg. Per Game	101.8	106.6
Total Rushes	408	472
NET YARDS PASSING	2869	3592
Avg. Per Game	179.3	224.5
Sacked/Yards Lost	41/283	39/286
Gross Yards	3152	3878
Att./Completions	477/272	539/316
Completion Pct.	57.0	58.6
Had Intercepted	15	17
PUNTS/AVERAGE	92/42.9	86/42.5
NET PUNTING AVG.	38.3	33.6
PENALTIES/YARDS	113/908	123/1013
FUMBLES/BALL LOST	31/15	17/6
TOUCHDOWNS	29	37
Rushing	7	12
Passing	16	20
Returns	6	5

SCORE BY PERIODS

	1	2	3	4	OT	PTS
RAVENS	79	63	41	86	0	269
Opponents	96	104	85	50	0	335

SCORING

	R	P	KR	DR	PAT	FG	2R	2P	S	TP
Stover	0	0	0	0	24/24	21/28	0	0	0	87
Lewis	0	6	2	0	0/0	0/0	0	0	0	48
Holmes	7	0	0	0	0/0	0/0	0	0	0	42
Turner	0	5	0	0	0/0	0/0	2	2	0	34
Johnson	0	1	1	0	0/0	0/0	0	0	0	12
Potts	0	2	0	0	0/0	0/0	0	0	0	12
Woodson	0	0	0	2	0/0	0/0	0	0	0	12
Green	0	1	0	0	0/0	0/0	0	0	0	6
Harris	0	0	1	0	0/0	0/0	0	0	0	6
Roe	0	1	0	0	0/0	0/0	0	0	0	6
Burnett	0	0	0	0	0/0	0/0	0	0	1	2
Stat	0	0	0	0	0/0	0/0	0	0	1	2
RAVENS	7	16	4	2	24/24	21/28	0	2	2	269
Opponents	12	20	3	2	35/35	26/30	0	0	0	335

2-Pt. Conversions: RAVENS 2-5; Opponents 0-2

SACKS: McCrary 14.5, Boulware 8.5, Jones 5.5, Lewis 3.0, Burnett 2.5, Brady 1.0, Harris 1.0, Sharper 1.0, Staten 1.0, Washington 1.0

RAVENS 39.0; Opponents: 41.0

RUSHING

	NO	YDS	AVG	LG	TD
Holmes	233	1008	4.3	56	7
Rhett	44	180	4.1	46	0
Harbaugh	40	172	4.3	15	0
Potts	36	115	3.2	33	0
Graham	35	109	3.1	12	0
Lewis	5	20	4.0	9	0
Zeier	11	17	1.5	7	0
Cotton	2	8	4.0	7	0
Mitchell	1	0	0.0	0	0
Richardson, W.	1	0	0.0	0	0
Richardson, K.	1	0	0.0	0	0

RAVENS	408	1629	4.0	56	7
Opponents	472	1705	3.6	68	12

RECEIVING

	NO	YDS	AVG	LG	TD
Holmes	43	260	6.0	25	0
Lewis	41	784	19.1	73t	6
Jackson	38	477	12.6	53	0
Green	34	422	12.4	56	1
Turner	32	512	16.0	66t	5
Potts	30	168	5.6	18	2
Kinchen	13	110	8.5	24	0
Johnson	12	159	13.3	35	1
Rhett	11	65	5.9	16	0
Roe	8	115	14.4	27	1
Graham	5	41	8.2	14	0
Yarborough	4	39	9.8	18	0
Atkins	1	0	0.0	0	0

RAVENS	272	3152	11.6	73t	16
Opponents	316	3878	12.3	78t	20

INTERCEPTIONS

	NO	YDS	AVG	LG	TD
Woodson	6	108	18.0	60t	2
Starks	5	3	0.6	2	0
Staten	3	25	8.3	14	0
Lewis	2	25	12.5	26	0
Jenkins	1	0	0.0	0	0

RAVENS	17	161	9.5	60t	2
Opponents	15	148	9.9	43	0

PUNTING

	NO	YDS	AVG	TB	In	LG	Bk
Richardson	90	3948	43.9	7	25	67	0
Team	2	0	0.0	0	0	0	2

RAVENS	92	3948	42.9	7	25	67	2
Opponents	86	3653	42.5	11	21	69	0

PUNT RETURNS

	Punt	FC	YDS	AVG	LG	TD
Lewis	32	10	405	12.7	87t	2
Roe	9	2	87	9.7	19	0
Thompson	1	0	43	43.0	43	0
Johnson	1	0	6	6.0	6	0

RAVENS	43	12	541	12.6	87t	2
Opponents	40	24	284	7.1	71t	1

KICKOFF RETURNS

	NO	YDS	AVG	LG	TD
Harris	35	965	27.6	95t	1
Johnson	16	399	24.9	97t	1
Lewis	6	145	24.2	37	0
Graham	3	52	17.3	22	0
Roe	2	40	20.0	27	0
Cotton	2	33	16.5	18	0
Kinchen	2	33	16.5	21	0
Holmes	2	30	15.0	19	0
Potts	1	3	3.0	3	0

RAVENS	69	1700	24.6	97t	2
Opponents	57	1168	20.5	97t	2

FIELD GOALS

	1-19	20-29	30-39	40-49	50+
Stover	0/0	6/6	5/5	10/17	0/0
RAVENS	0/0	6/6	5/5	10/17	0/0
Opponents	0/0	8/9	6/6	11/12	1/3

Stover: (41,42)WR,(42)WL,(45)WL,(25);(29,44)WR;(25);(46);(21,45);(41,40);(38,45)WL;(0);(41)WL,(30,30);(42,42);(34,23);(43,48,47);(0);(45)BL,(27);(30)

Opponents:(27,49);(60)SH,(20);(34,25)BL;(48);(26,42)WL,(29);(41,42,40);(0);(33);(23);(0);(40,34);(53,52)BL;(48,48,34);(43,31,45,24,46,20);(20);(39)

PASSING	ATT	COMP	YARDS	COMP%	AVG/ATT	TD	TD%	INT	INT%	LG	TKLD/LOST	RATING
Harbaugh	293	164	1839	56.0	6.28	12	4.1	11	3.8	66t	23/145	72.9
Zeier	181	107	1312	59.1	7.25	4	2.2	3	1.7	73t	18/138	82.0
Richardson	2	1	1	50.0	0.50	0	0.0	0	0.0	1	0/0	56.3
Holmes	1	0	0	0.0	0.00	0	0.0	1	100.0	0	0/0	0.0
RAVENS	477	272	3152	57.0	6.61	16	3.4	15	3.1	73t	41/283	75.2
Opponents	539	316	3878	58.6	7.19	20	3.7	17	3.2	78t	39/286	80.1



1998 DEFENSIVE STATISTICS

FROM COACHES VIDEO

PLAYER	TT	SOLO	AS	SACKS	YDS	PD	FR	FF	INT
Lewis, Ray	154	119	35	3.0	14.0	10	0	1	2
McCrary, Michael	102	68	34	14.5	124.0	1	0	1	0
Moore, Stevon	96	70	26	0.0	0.0	5	0	0	0
Woodson, Rod	84	74	10	0.0	0.0	23	0	0	6
Sharper, Jamie	84	49	35	1.0	14.0	3	0	0	0
Boulware, Peter	83	41	42	8.5	49.5	6	1	0	0
Jones, James	75	43	32	5.5	41.0	1	1	1	0
Burnett, Rob	70	46	24	2.5	24.5	0	1	0	0
Siragusa, Tony	68	40	28	0.0	0.0	2	1	1	0
Harris, Corey	54	43	11	1.0	8.0	1	0	1	0
Starks, Duane	50	43	7	0.0	0.0	19	0	2	5
Jenkins, DeRon	42	38	4	0.0	0.0	17	0	0	1
Staten, Ralph	35	27	8	1.0	3.0	8	0	0	3
McCloud, Tyrus	26	20	6	0.0	0.0	1	0	0	0
Herring, Kim	23	18	5	0.0	0.0	1	0	0	0
Washington, Keith	15	12	3	1.0	7.0	1	0	0	0
Webster, Larry	15	9	6	0.0	0.0	0	0	0	0
Olsavsky, Jerry	13	9	4	0.0	0.0	0	0	1	0
Brown, Cornell	10	6	4	0.0	0.0	0	0	0	0
Brady, Donny	4	3	1	1.0	8.0	0	0	0	0
Dalton, Lionel	4	2	2	0.0	0.0	0	0	1	0
Frederick, Mike	2	2	0	0.0	0.0	0	0	0	0
Peters, Tyrell	1	0	1	0.0	0.0	0	0	0	0
Williams, John	0	0	0	0.0	0.0	1	0	0	0

1998 SPECIAL TEAMS STATISTICS

FROM COACHES VIDEO

PLAYER	TT	SOLO	AS	FR	FF	BK
Thompson, Bennie	22	15	7	0	0	0
Williams, John	20	15	5	1	0	0
Brady, Donny	14	9	5	0	0	0
Brown, Cornell	11	9	2	0	1	0
Olsavsky, Jerry	8	4	4	0	0	0
Kopp, Jeff	7	5	2	0	0	0
Peters, Tyrell	7	4	3	0	0	0
Starks, Duane	6	6	0	0	0	0
Harris, Corey	6	5	1	0	1	0
Washington, Keith	6	5	1	0	0	0
Kinchen, Brian	6	3	3	0	0	0
Holmes, Priest	5	2	3	0	0	0
Herring, Kim	3	2	1	0	0	0
Staten, Ralph	3	2	1	0	0	0
Stover, Matt	2	2	0	0	0	0
Sharper, Jamie	1	1	0	0	0	0
McCloud, Tyrus	1	1	0	0	0	0
LeBel, Harper	1	1	0	0	0	0
Richardson, Kyle	1	1	0	0	0	0
Yarborough, Ryan	1	1	0	0	0	0
Rhett, Errict	1	1	0	0	0	0
Cotton, Kenyon	1	0	1	0	0	0
Woodson, Rod	0	0	0	0	0	2

TOP THREE

SOLO	SACKS	FF	FR	PD
119 Ray Lewis	14.5 Michael McCrary	2 Duane Starks	1 4 players tied	23 Rod Woodson
74 Rod Woodson	8.5 Peter Boulware	1 7 players tied		19 Duane Starks
70 Stevon Moore	5.5 James Jones			17 DeRon Jenkins

1998 USUAL STARTING LINEUPS

OFFENSE	DEFENSE
WR1 81 Michael Jackson	LDE 90 Rob Burnett
WR2 84 Jermaine Lewis	LDT 97 James Jones
LT 75 Jonathan Ogden	RDT 98 Tony Siragusa
LG 63 Wally Williams	RDE 99 Michael McCrary
C 65 Ben Cavigl	LLB 58 Peter Boulware
CG 60 Jeff Mitchell	MLB 52 Ray Lewis
RG 69 Jeff Blackshear	RLB 55 Jamie Sharper
RT 77 Orlando Brown	LCB 26 Rod Woodson
TE 86 Eric Green	RCB 25 DeRon Jenkins
QB 4 Jim Harbaugh	SS 27 Stevon Moore
RB 33 Priest Holmes	FS 20 Kim Herring
FB 42 Roosevelt Potts	45 Corey Harris

1998 RAVENS COACHES

Ted Marchibroda, Head Coach; **Kirk Ferentz**, Assistant Head Coach-Offense; **Marvin Lewis**, Defensive Coordinator; **Maxie Baughan**, Linebackers; **Jacob Burney**, Defensive Line; **Al Lavan**, Running Backs; **Scott O'Brien**, Special Teams; **Alvin Reynolds**, Secondary; **Richard Mann**, Wide Receivers; **Jerry Simmons**, Strength and Conditioning; **Don Strock**, Quarterbacks; **Ken Whisenhunt**, Tight Ends; **Lester Erb**, Quality Control/Offense; **Jim Schwartz**, Quality Control/Defense; **Darrin Simmons**, Quality Control/Special Teams

1998 RAVENS HONOR ROLL

Pro Bowl: OT Jonathan Ogden (starter); DE Michael McCrary (starter); LB Ray Lewis (2nd team); WR/PR Jermaine Lewis (selected as returner); S Bennie Thompson (selected as special teams performer), LB Peter Boulware (needs player)

All Pro: WR Jermaine Lewis (AP, TSN); LB Ray Lewis (SI, TSN, USA, AP-2nd team); DE Michael McCrary (SI, TSN); OT Jonathan Ogden (SI, CPFW, AP-2nd team), S Bennie Thompson (PFW special teams)

Quarterback Club MVP: WR/RS Jermaine Lewis

Ravens Roost Unsung Hero: OG Jeff Blackshear

Ravens Roost Extra Effort Award: DE Michael McCrary

Ed Block Courage Award: S Stevon Moore

BALTIMORE RAVENS 1998 SEASON REVIEW

Record	6-10	Winning Coin Toss	3-6
vs. AFC Central	2-6	Losing Coin Toss	3-4
vs. AFC	5-7	Decided by 8 Points or less	3-4
vs. NFC	1-3	Decided by 3 Points or less	1-2
Home	4-4	When Scoring First	5-2
Away	2-6	When Not Scoring First	1-8
On Grass	4-8	Overtime	0-0
Artificial Turf	2-2	Preseason	4-0
Outdoors	6-10	With a 100-Yard Rusher	4-0
Indoors	0-0	With a 100-Yard Receiver	1-3
Leading at Halftime	5-1	Without a 100-yard Rusher	2-10
Tied at Halftime	0-2	Without a 100-yard Receiver	5-7
Trailing at Halftime	1-7	When Allowing a 100-Yard Rusher	2-3
Tied After 3 Quarters	0-0	When Allowing a 100-Yard Receiver	4-2
Leading After 3 Quarters	5-1	When Not Allowing a 100-Yard Rusher	4-7
Trailing After 3 Quarters	1-9	When Not Allowing a 100-Yard Receiver	2-8

1999 STATISTICS

RESULTS AND ATTENDANCE

WON 8, LOST 8			
09/12	L	10-27	at St. Louis 62,100
09/19	L	20-23	Pittsburgh 68,965
09/26	W	17-10	Cleveland 68,803
10/03	W	19-13(OT)	at Atlanta 50,712
10/10	L	11-14	at Tennessee 65,486
10/17			BYE WEEK
10/21	L	8-35	Kansas City 68,771
10/31	L	10-13	Buffalo 68,673
11/07	W	41-9	at Cleveland 72,898
11/14	L	3-6	at Jacksonville 67,391
11/21	W	34-31	at Cincinnati 43,279
11/28	L	23-30	Jacksonville 68,428
12/05	W	41-14	Tennessee 67,854
12/12	W	31-24	at Pittsburgh 46,715
12/19	W	31-8	New Orleans 67,597
12/26	W	22-0	Cincinnati 68,036
01/02	L	3-20	at New England 50,263

TEAM STATISTICS

	RAVENS	OPPONENT
TOTAL FIRST DOWNS	259	260
Rushing	87	70
Passing	148	158
Penalty	24	32
3rd Down: Made/Att	65/229	86/252
3rd Down Pct.	28.4	34.1
4th Down: Made/Att	3/11	7/15
4th Down Pct.	27.3	46.7
TOTAL NET YARDS	4778	4222
Avg. Per Game	298.6	263.9
Total Plays	1033	1040
Avg. Per Play	4.6	4.1
NET YARDS RUSHING	1754	1231
Avg. Per Game	109.6	76.9
Total Rushes	431	392
NET YARDS PASSING	3024	2991
Avg. Per Game	189.0	186.9
Sacked/Yards Lost	56/336	49/291
Gross Yards	3360	3282
Att./Completions	546/270	599/328
Completion Pct.	49.5	54.8
Had Intercepted	20	21
PUNTS/AVERAGE	104/41.9	115/42.2
NET PUNTING YARD.	104/35.5	115/36.9
PENALTIES/YARDS	125/1010	122/1118
FUMBLES/BALL LOST	24/11	25/10
TOUCHDOWNS	34	31
Rushing	9	6
Passing	21	20
Returns	4	5

SCORE BY PERIODS

	1	2	3	4	OT	PTS
RAVENS	64	84	85	85	6	324
Opponents	47	71	51	108	0	277

SCORING

	TD	RU	PA	RT	K/PAT	FG	S	PTS
Stover	0	0	0	0	32/32	28/33	0	116
Rhett	7	5	2	0	0	0	0	42
Ismail	6	0	6	0	0	0	0	36
Armour	4	0	4	0	0	0	0	24
Case	3	3	0	0	0	0	0	18
Johnson	3	0	3	0	0	0	0	18
Holmes	2	1	1	0	0	0	0	12
J. Lewis	2	0	2	0	0	0	0	12
Woodson	2	0	0	2	0	0	0	12
Evans	1	0	1	0	0	0	0	8
DeLong	1	0	1	0	0	0	0	6
Harris	1	0	0	1	0	0	0	6
Starks	1	0	0	1	0	0	0	6
Stokley	1	0	1	0	0	0	0	6
R. Lewis	0	0	0	0	0	1	2	0
RAVENS	34	9	21	4	32/32	28/33	1	324
Opponents	31	6	20	5	26/27	19/25	0	277

2-Pt. Conversions: Evans, RAVENS 1-1; Opponents 4-4

SACKS: McCrary 11.5, Boulware 10.0, Burnett 6.5, Sharper 4.0, R. Lewis 3.5, Siragusa 3.5, Smith 2.0, Webster 2.0, Brown 1.0, Dalton 1.0, Harris 1.0, Jenkins 1.0, Trapp 1.0, Washington 1.0
 Ravens 49.0; Opponents 56.0

PASSING	ATT	COMP	YARDS	COMP%	YDS/ATT
Banks	320	169	2136	52.8	6.68
Case	170	77	988	45.3	5.81
S. Mitchell	56	24	236	42.9	4.21
RAVENS	546	270	3360	49.5	6.15
Opponents	599	328	3282	54.8	5.48

RUSHING

	NO	YDS	AVG	LG	TD
Rhett	236	852	3.6	52t	5
Holmes	89	506	5.7	72	1
Case	36	141	3.9	28	3
Evans	38	134	3.5	12	0
Banks	24	93	3.9	12	0
Johnson	1	12	12.0	12	0
J. Lewis	5	11	2.2	4	0
Ismail	1	4	4.0	4	0
S. Mitchell	1	1	1.0	1	0
RAVENS	431	1754	4.1	72	9
Opponents	392	1231	3.1	31	6

RECEIVING

	NO	YDS	AVG	LG	TD
Ismail	68	1105	16.3	76t	6
Armour	37	538	14.5	54t	4
Evans	32	235	7.3	27	1
Johnson	29	526	18.1	76t	3
J. Lewis	25	281	11.2	46	2
Rhett	24	169	7.0	20t	2
Holmes	13	104	8.0	34t	1
DeLong	13	52	4.0	9	1
Pierce	11	102	9.3	26	0
Davis	6	121	20.2	73	0
Collins LG	4	62	15.5	28	0
Collins TM	4	62	15.5	28	0
Ofofiele	4	25	6.3	9	0
Purnell	2	10	5.0	5	0
Stokley	1	28	28.0	28t	1
Ayanbadejo LG	1	2	2.0	2	0
Ayanbadejo TM	1	2	2.0	2	0
RAVENS	270	3360	12.4	76t	21
Opponents	328	3282	10.0	61	20

INTERCEPTIONS

	NO	YDS	AVG	LG	TD
Woodson	7	195	27.9	66t	2
Starks	5	59	11.8	43t	1
McAlister	5	27	5.6	21	0
R. Lewis	3	97	32.3	60	0
Harris	1	24	24.0	24t	1
RAVENS	21	403	19.2	66t	4
Opponents	20	220	11.0	56t	3

PUNTING

	NO	YDS	AVG	TB	In	LG	Blk
Richardson	103	4355	42.3	10	39	63	1
Team	1	0	0	0	0	0	0
RAVENS	104	4355	41.9	10	39	63	1
Opponents	115	4854	42.2	8	24	59	0

PUNT RETURNS

	Ret	FC	YDS	AVG	LG	TD
J. Lewis	57	18	452	7.9	33	0
Woodson	2	2	0	0.0	7	0
RAVENS	59	20	452	7.7	33	0
Opponents	43	28	468	10.9	86t	1

KICKOFF RETURNS

	NO	YDS	AVG	LG	TD	
Harris	38	843	22.2	66	0	
J. Lewis	8	158	19.8	25	0	
Ismail	1	4	55	13.8	19	0
DeLong	1	11	11.0	11	0	
McAlister	1	12	12.0	12	0	
Pierce	1	7	7.0	7	0	
Washington	1	12	12.0	12	0	
RAVENS	54	1098	20.3	66	0	
Opponents	70	1479	21.1	54	0	

FIELD GOALS

	1-19	20-29	30-39	40-49	50+
Stover	4/4	9/9	6/8	7/7	2/5
RAVENS	4/4	9/9	6/8	7/7	2/5
Opponents	1/1	6/7	7/9	3/6	2/2

Stover: (54N,25G,54N)(45G,28G)(44G)(38N,38G,26G)(44G,46G,50G)(37N)(37G,51B)(28G,44G)(23G)(25G,50G)(46G,31G,33G)(21G,27G)(19G)(36G)(24G,48G,19G,30G,19)(19G)

Opponents: (36G,51G)(32G,28G,36G)(49G)(33N,41G,35G)(42N)(25G,40G)(25G)(28G,28G,41N)(39B,19G)(1)(39G,33G)(31G,46N)(0)(20B)(25G,51G)

TD	TD%	INT	INT%	LG	SACK/LOST	RATING
17	5.3	8	2.5	76t	33/190	81.2
3	1.8	8	4.7	54t	17/116	50.3
1	1.8	4	7.1	28t	6/30	31.5
21	3.8	20	3.7	76t	56/336	66.5
20	3.3	21	3.5	61	49/291	67.1



1999 DEFENSIVE STATISTICS

FROM COACHES VIDEO

PLAYER	TT	SOLO	AS	SACKS	YDS	PD	FR	FF	INT
Lewis, Ray	198	131	67	3.5	20.5	8	0	1	3
Sharper, Jamie	122	85	37	4.0	19.0	4	0	0	0
McCrary, Michael	92	49	43	11.5	75.5	3	1	1	0
Woodson, Rod	81	64	17	0.0	0.0	18	1	0	7
Burnett, Rob	81	49	32	6.5	33.5	7	0	2	0
Siragusa, Tony	68	44	24	3.5	19.5	2	1	0	0
Jenkins, DeRon	66	54	12	1.0	9.0	13	0	2	0
Herring, Kim	65	51	14	0.0	0.0	8	1	0	0
McAlister, Chris	58	50	8	0.0	0.0	27	0	0	5
Webster, Larry	44	32	12	2.0	6.0	0	0	0	0
Boulware, Peter	42	29	13	10.0	64.0	2	0	3	0
Starks, Duane	41	34	7	0.0	0.0	23	0	0	5
Harris, Corey	38	33	5	1.0	8.0	4	0	1	1
Smith, Fernando	37	16	21	2.0	15.0	2	3	0	0
Brown, Cornell	32	20	12	1.0	0.0	1	0	0	0
Dalton, Lionel	32	16	16	1.0	2.0	0	0	1	0
Washington, Keith	26	11	15	1.0	12.0	0	0	1	0
Jackson, Brad	2	2	0	0.0	0.0	2	0	0	0
Trapp, James	2	1	1	1.0	7.0	1	0	0	0
Moore, Stevon	2	1	1	0.0	0.0	0	0	0	0
Chase, Martin	2	0	2	0.0	0.0	0	0	0	0
Peters, Tyrell	1	1	0	0.0	0.0	0	0	0	0

1999 SPECIAL TEAMS STATISTICS

FROM COACHES VIDEO

PLAYER	TT	SOLO	AS	FR	FF	BK
Thompson, Bennie	24	11	13	0	1	0
Davis, Billy	21	14	7	1	0	0
Ayanbadejo, Obafemi	19	12	7	0	0	0
Brown, Cornell	15	13	2	0	0	0
Trapp, James	14	13	1	0	0	0
Jackson, Brad	13	7	6	1	0	0
Harris, Corey	12	9	3	0	1	0
Sharper, Jamie	10	8	2	0	1	0
Peters, Tyrell	10	7	3	0	0	0
Herring, Kim	8	7	1	1	0	0
Armour, Justin	8	5	3	0	0	0
Jenkins, DeRon	6	5	1	0	0	0
Moore, Stevon	3	3	0	0	0	0
Stover, Matt	3	3	0	0	0	0
Wainright, Frank	3	3	0	0	0	0
Richardson, Kyle	1	1	0	0	0	0
Woodson, Rod	1	1	0	0	0	0
Burnett, Rob	0	0	0	0	0	0
Washington, Keith	0	0	0	0	0	2

TOP THREE

SOLO	SACKS	FF	FR	PD
131 Ray Lewis	11.5 Michael McCrary	3 Peter Boulware	3 Fernando Smith	27 Chris McAlister
85 Jamie Sharper	10.0 Peter Boulware	2 Rob Burnett	1 4 players tied	23 Duane Starks
64 Rod Woodson	6.5 Rob Burnett	2 DeRon Jenkins		18 Rod Woodson

1999 USUAL STARTING LINEUPS

OFFENSE	DEFENSE
WR1 87 Qadry Ismail	LDE 90 Rob Burnett
WR2 88 Justin Armour	LDT 79 Larry Webster
84 Jermaine Lewis	RDT 98 Tony Siragusa
LT 75 Jonathan Ogden	RDE 99 Michael McCrary
LG 61 Everett Lindsay	LLB 58 Peter Boulware
64 Edwin Mulitalo	MLB 52 Ray Lewis
60 Jeff Mitchell	RLB 55 Jamie Sharper
C 69 Jeff Blackshear	LCB 21 Chris McAlister
RG 70 Harry Swayne	RCB 25 DeRon Jenkins
RT 61 Everett Lindsay	22 Duane Starks
TE 81 Aaron Pierce	SS 20 Kim Herring
85 Greg DeLong	FS 26 Rod Woodson
QB 12 Tony Banks	
10 Stoney Case	
RB 32 Errict Rhett	
FB 29 Charles Evans	

1999 RAVENS COACHES

Brian Billick, Head Coach; **Matt Cavanaugh**, Offensive Coordinator/Quarterbacks; **Marvin Lewis**, Defensive Coordinator; **Jim Colletto**, Offensive Line; **Jack Del Rio**, Linebackers; **Jeff Friday**, Strength and Conditioning; **Wade Harman**, Tight Ends/Assistant Offensive Line; **Donnie Henderson**, Assistant Defensive Backs; **Milt Jackson**, Wide Receivers; **Chip Morton**, Assistant Strength and Conditioning; **Russ Purnell**, Special Teams; **Rex Ryan**, Defensive Line; **Steve Shafer**, Defensive Backs/Assistant Head Coach; **Matt Simon**, Running Backs; **Mike Smith**, Defensive Assistant

1999 RAVENS HONOR ROLL

Pro Bowl: LB Peter Boulware (starter); LB Ray Lewis (starter); OT Jonathan Ogden (starter); DE Michael McCrary (2nd team); S Rod Woodson (2nd team)

All Pro: LB Ray Lewis (*SI, PFW, TSN, FN, FD, USA*, AP-1st team); LB Peter Boulware (AP-2nd team, *PFW-AFC, FN-AFC*); OT Jonathan Ogden (*FD, PFW-AFC*, AP-2nd team); S Rod Woodson (*CPFW, FD*-2nd team)

NFL Alumni Linebacker of the Year: LB Ray Lewis

Quarterback Club MVP: LB Ray Lewis

Ravens Roost Unsung Hero: DL Larry Webster

Ravens Nest Lineman of the Year: DE Rob Burnett

Ravens Roost Extra Effort Award: FB Charles Evans

Ed Block Courage Award: LB Peter Boulware

BALTIMORE RAVENS 1999 SEASON REVIEW

Record	8-8
vs. AFC Central	6-4
vs. AFC	6-7
vs. NFC	2-1
Home	4-4
Away	4-4
On Grass	5-7
Artificial Turf	3-1
Outdoors	7-7
Indoors	1-1
Leading at Halftime	5-2
Trailing at Halftime	2-5
Tied at Halftime	1-1
Tied After 3 Quarters	0-0
Leading After 3 Quarters	7-2
Trailing After 3 Quarters	1-6
Winning Coin Toss	2-4
Losing Coin Toss	6-4

Decided by 8 Points or less	4-5
Decided by 3 Points or less	1-4
When Scoring First	5-4
When Not Scoring First	3-4
Positive Turnover Ratio	6-2
Negative Turnover Ratio	0-5
Winning Penalty Ratio	5-2
Negative Penalty Ratio	0-5
Overtime	1-0
Preseason	4-0
With a 100-Yard Rusher	5-1
With a 100-Yard Receiver	3-1
Without a 100-yard Rusher	3-7
Without a 100-yard Receiver	5-7
When Allowing a 100-Yard Rusher	0-0
When Not Allowing a 100-Yard Rusher	8-8
When Allowing a 100-Yard Receiver	0-1
When Not Allowing a 100-Yard Receiver	8-7

2000 STATISTICS

RESULTS AND ATTENDANCE

WON 12, LOST 4 WILD CARD

09/03	W	16-0	at Pittsburgh	55,049
09/10	W	39-36	Jacksonville	68,843
09/17	L	6-19	at Miami	73,464
09/24	W	37-0	Cincinnati	68,481
10/01	W	12-0	at Cleveland	73,018
10/08	W	15-10	at Jacksonville	65,194
10/15	L	3-10	at Washington	83,252
10/22	L	6-14	Tennessee	69,200
10/29	L	6-9	Pittsburgh	69,405
11/05	W	27-7	at Cincinnati	54,759
11/12	W	24-23	at Tennessee	68,490
11/19	W	27-0	Dallas	69,416
11/26	W	44-7	Cleveland	68,361
12/2			BYE WEEK	
12/10	W	24-3	San Diego	68,805
12/17	W	13-7	at Arizona	37,452
12/24	W	34-20	New York Jets	69,184

TEAM STATISTICS

	RAVENS	OPPONENT
TOTAL FIRST DOWNS	288	216
Rushing	116	59
Passing	156	135
Penalty	16	22
3rd Down: Made/Att	95/236	72/211
3rd Down Pct.	40.3	34.1
4th Down: Made/Att	1/6	4/19
4th Down Pct.	16.7	21.1
POSSESSION AVG.	33:19	26:41
TOTAL NET YARDS	5014	3967
Avg. Per Game	313.4	247.9
Total Plays	1058	924
Avg. Per Play	4.7	4.3
NET YARDS RUSHING	2199	970
Avg. Per Game	137.4	60.6
Total Rushes	511	361
NET YARDS PASSING	2815	2997
Avg. Per Game	175.9	187.3
Sacked/Yards Lost	43/287	35/178
Gross Yards	3102	3175
Att./Completions	504/287	528/295
Completion Pct.	56.9	55.9
Had Intercepted	19	23
PUNTS/AVERAGE	86/40.2	87/44.5
NET PUNTING AVG.	86/33.9	87/33.1
PENALTIES/YARDS	95/730	84/535
FUMBLES/BALL LOST	26/7	45/26
TOUCHDOWNS	32	18
Rushing	9	5
Passing	20	11
Returns	3	2

SCORE BY PERIODS

	1	2	3	4	OT	PTS
RAVENS	62	134	67	70	0	333
Opponents	44	36	43	42	0	165

SCORING

	TD	RU	PA	RT	K/PAT	FG	S	PTS
Stover	0	0	0	0	30/30	35/39	0	135
Ja. Lewis	6	6	0	0	0	0	0	38
Ismail	5	0	5	0	0	0	0	30
Sharpe	5	0	5	0	0	0	0	30
Je. Lewis	3	0	1	2	0	0	0	18
Taylor	3	0	3	0	0	0	0	18
Ayanbadejo	2	1	1	0	0	0	0	12
Holmes	2	2	0	0	0	0	0	12
Johnson	2	0	2	0	0	0	0	12
Stokley	2	0	2	0	0	0	0	12
Gash	1	0	1	0	0	0	0	6
McAlister	1	0	0	1	0	0	0	6
Coates	0	0	0	0	0	0	0	2
McCrary	0	0	0	0	0	1	2	0
RAVENS	32	9	20	3	30/30	35/39	1	333
Opponents	18	5	11	2	15/18	14/19	0	165

2-Pt. Conversions: Coates, Ja. Lewis RAVENS 1-1; Opponents 4-4

SACKS: Burnett 10.5, Boulware 7.0, McCrary 6.5, Brown 3.0, R. Lewis 3.0, Adams 2.0, Trapp 2.0, Herring 1.0, RAVENS 35.0; Opponents 43.0

PASSING	ATT	COMP	YARDS	COMP%	YDS/ATT
Banks	274	150	1578	54.7	5.76
Dilfer	226	134	1502	59.3	6.65
Redman	3	2	19	66.7	6.33
Je. Lewis	1	1	3	100.0	3.00
RAVENS	504	287	3102	56.9	6.15
Opponents	528	295	3175	55.9	6.01

RUSHING

	NO	YDS	AVG	LG	TD
Ja. Lewis	309	1364	4.4	45	6
Holmes	137	588	4.3	21	2
Dilfer	20	75	3.8	19	0
Banks	19	57	3.0	10	0
Je. Lewis	3	38	12.7	23	0
Ayanbadejo	15	37	2.5	8	1
Johnson	2	21	10.5	19	0
Taylor	2	11	5.5	12	0
Stokley	1	6	6.0	6	0
Gash	2	2	1.0	1	0
Redman	1	0	0.0	0	0
RAVENS	511	2199	4.3	45	9
Opponents	361	970	2.7	33t	56

RECEIVING

	NO	YDS	AVG	LG	TD
Sharpe	67	810	12.1	59t	5
Ismail	49	655	13.4	53t	5
Holmes	32	221	6.9	27	0
Taylor	28	276	9.9	40	3
Ja. Lewis	27	296	11.0	45	0
Ayanbadejo	23	168	7.3	26	1
Je. Lewis	19	161	8.5	26	1
Johnson	12	156	13.0	46t	2
Stokley	11	184	16.7	32	2
Coates	9	84	9.3	28	0
Gash	6	30	5.0	9	1
B. Davis	3	62	20.7	28	0
Dilfer	1	-1	-1.0	-1	0
RAVENS	287	3102	10.8	59t	20
Opponents	295	3175	10.8	67	11

INTERCEPTIONS

	NO	YDS	AVG	LG	TD
Starks	6	125	20.8	64	0
McAlister	4	165	41.3	98t	1
Woodson	4	20	5.0	18	0
Herring	3	74	24.7	30	0
Harris	2	44	22.0	42	0
R. Lewis	2	1	0.5	1	0
Sharpe	1	45	45.0	45	0
Burnett	1	3	3.0	3	0
RAVENS	23	477	20.7	98t	1
Opponents	19	234	12.3	87t	2

PUNTING

	NO	YDS	AVG	TB	In	LG	Bk
Richardson	86	3457	40.2	8	35	55	0
RAVENS	86	3457	40.2	8	35	55	0
Opponents	87	3872	44.5	14	17	67	0

PUNT RETURNS

	Ret	FC	YDS	AVG	LG	TD
Je. Lewis	36	9	578	16.1	89t	2
Starks	9	1	135	15.0	47	0
RAVENS	45	10	713	15.8	89t	2
Opponents	41	23	382	9.3	31	0

KICKOFF RETURNS

	NO	YDS	AVG	LG	TD
Harris	39	907	23.3	41	0
Ismail	2	51	25.5	38	0
Brown	1	0	0.0	0	0
Holmes	1	7	7.0	7	0
Je. Lewis	1	23	23.0	23	0
Washington	1	17	17.0	17	0
RAVENS	45	1005	22.3	41	0
Opponents	73	1558	21.3	52	0

FIELD GOALS

	1-19	20-29	30-39	40-49	50+
Stover	2/2	9/9	12/13	10/12	2/3
RAVENS	2/2	9/9	12/13	10/12	2/3
Opponents	1/1	2/2	3/4	8/12	0/0

Stover: (23 G, 26 G, 33 G) (44 G) (30 B, 27 G, 33 G) (30 G, 37 G, 19 G) (45 G, 30 G, 44 G, 51 N, 22 G) (47 G, 32 G, 43 G, 21 G, 24 G) (51 G) (21 G, 38 G) (51 G, 49 G) (38 G, 32 G) (45 G) (25 G, 47 N, 19 G) (39 G, 26 G, 38 G) (32 G) (42 G, 42 G) (42 G, 45 N)
Opponents: (45 N) (36 G, 45 G, 48 G, 34 G, 48 G) (42 G, 41 G) () () (49 G, 31 N) (37 G) () (24 G) () (23 G, 43 N) (46 N) () (47 G) (46 N) (40 G, 19 G)

	TD	TD%	INT	INT%	LG	SACK/LOST	RATING
8	2.9	8	2.9	53t	20/152	69.3	
12	5.3	11	4.9	59t	23/135	76.6	
0	0.0	0	0.0	12	0/0	84.0	
0	0.0	0	0.0	3	0/0	79.2	
20	4.0	19	3.8	59t	43/287	72.7	
11	2.1	23	4.4	67	35/178	62.5	



2000 DEFENSIVE STATISTICS

FROM COACHES VIDEO

PLAYER	TT	SOLO	AS	SACKS	YDS	INT	PD	FF	FR
Lewis, Ray	187	120	67	3	33	2	10	0	3
McCrary, Michael	103	60	43	6.5	35	0	2	2	3
Sharper, Jamie	102	68	34	0	1	4	5	2	
Burnett, Rob	97	53	44	10.5	57	1	3	3	5
Woodson, Rod	82	65	17	0	0	4	10	1	4
Siragusa, Tony	75	40	35	0	0	2	0	1	
Adams, Sam	69	36	33	2	5	0	7	5	1
Herring, Kim	66	54	12	1	5	3	12	2	0
Starks, Duane	59	46	13	0	0	6	28	0	1
McAlister, Chris	50	39	11	0	0	4	23	0	1
Boulware, Peter	45	26	19	7	24	0	1	2	0
Harris, Corey	37	31	6	0	0	2	8	1	0
Dalton, Lionel	33	21	12	0	0	0	2	0	0
Washington, Keith	29	14	15	0	0	0	0	0	1
Bailey, Robert	27	20	7	0	0	0	4	3	1
Trapp, James	25	23	2	2	5	0	4	1	0
Brown, Cornell	25	17	8	3	17	0	0	2	0
Webster, Larry	10	8	2	0	0	0	0	0	1
Davis, Anthony	5	2	3	0	0	0	0	0	0
Jackson, Brad	4	2	2	0	0	0	0	0	0
Powell, Carl	1	0	1	0	0	0	0	0	0
Thomas, Adalius	1	0	1	0	0	0	0	0	0

2000 SPECIAL TEAMS STATISTICS

FROM COACHES VIDEO

PLAYER	TT	SOLO	AS	FF	FR	BK
Harris, Corey	26	20	6	1	0	0
Brigance, O.J.	25	16	9	2	1	0
Mitchell, Anthony	18	14	4	0	0	0
Davis, Billy	15	12	3	0	0	0
Trapp, James	15	10	5	1	0	0
Davis, Anthony	14	12	2	0	1	0
Jackson, Brad	13	9	4	0	2	0
Herring, Kim	11	10	1	0	0	0
Poindexter, Anthony	11	8	3	1	0	0
Brown, Cornell	9	6	3	0	0	0
Bailey, Robert	7	4	3	0	0	0
Sharper, Jamie	5	5	0	0	0	0
Ayanbadejo, Obafemi	3	3	0	0	0	0
Jones, John	3	2	1	0	0	0
Johnson, Patrick	3	1	2	0	0	0
Love, Clarence	2	2	0	1	0	0
Richardson, Kyle	2	2	0	0	0	0
Stover, Matt	2	2	0	0	0	0
Powell, Carl	1	1	0	0	0	0
Wainright, Frank	1	0	1	0	0	0

TOP THREE

SOLO	SACKS	FF	FR	PD
120 Ray Lewis	10.5 Rob Burnett	5 Sam Adams	5 Rob Burnett	28 Duane Starks
68 Jamie Sharper	7.0 Peter Boulware	5 Jamie Sharper	4 Rod Woodson	23 Chris McAlister
65 Rod Woodson	6.5 Michael McCrary	3 2 players tied	3 2 players tied	12 Kim Herring

2000 USUAL STARTING LINEUPS

OFFENSE	DEFENSE
WR 87 Qadry Ismail	LDE 90 Rob Burnett
WR 83 Patrick Johnson	LDT 95 Sam Adams
LT 75 Jonathan Ogden	RDE 98 Tony Siragusa
LG 64 Edwin Mulitalo	RDT 99 Michael McCrary
C 60 Jeff Mitchell	LLB 58 Peter Boulware
RG 62 Mike Flynn	MLB 52 Ray Lewis
RT 70 Harry Swayne	RLB 55 Jamie Sharper
TE 82 Shannon Sharpe	LCB 22 Duane Starks
QB 12 Trent Dilfer	RCB 21 Chris McAlister
RB 18 Tony Banks	SS 20 Kim Herring
RB 31 Jamal Lewis	FS 26 Rod Woodson
FB 32 Sam Gash	

2000 RAVENS COACHES

Brian Billick, Head Coach; **Matt Cavanaugh**, Offensive Coordinator/Quarterbacks; **Marvin Lewis**, Defensive Coordinator; **Jim Colletto**, Offensive Line; **Jack Del Rio**, Linebackers; **Jeff Friday**, Strength and Conditioning; **Wade Harman**, Tight Ends/Assistant Offensive Line; **Donnie Henderson**, Secondary; **Milt Jackson**, Wide Receivers; **Chip Morton**, Assistant Strength and Conditioning; **Russ Purnell**, Special Teams; **Rex Ryan**, Defensive Line; **Steve Shafer**, Assistant Head Coach/Secondary; **Matt Simon**, Running Backs; **Mike Smith**, Defensive Assistant

2000 RAVENS HONOR ROLL

NFL Defensive Player of the Year: LB Ray Lewis
Super Bowl XXXV MVP: LB Ray Lewis

Pro Bowl: DT Sam Adams (starter); LB Ray Lewis (starter); OT Jonathan Ogden (starter); K Matt Stover (starter); S Rod Woodson (starter)
All Pro: DT Sam Adams (AP-2nd Team, *PFW-AFC, FN*); DE Rob Burnett (AP-2nd Team, *SI, FN, FD*); RB Jamal Lewis (*PFW-Rookie Team, FN-Rookie Team, FD*); PR Jermaine Lewis (*FN, FD*); LB Ray Lewis (AP-1st Team, *SI, PFW, CPFW, TSN, FN, FD, USA*); CB Chris McAlister (*FD-2nd Team*); OT Jonathan Ogden (AP-1st Team, *SI, PFW, CPFW, TSN, FN, FD, USA*); CB Duane Starks (*USA*); K Matt Stover (AP-1st Team, *PFW, CPFW, TSN, FN, FD*); FS Rod Woodson (AP-2nd Team, *PFW-AFC, CPFW-2nd Team, FN*)

Quarterback Club MVP: LB Ray Lewis
Ravens Roost Young Hero: S Kim Herring
Ravens Nest Lineman of the Year: DE Rob Burnett
Ravens Roost Extra Effort Award: S Corey Harris
Ed Block Courage Award: S Anthony Poindexter

BALTIMORE RAVENS 2000 SEASON REVIEW

	Reg.	Post.		Reg.	Post.
Record	12-4	4-0	When Scoring First	9-2	3-0
vs. AFC Central	8-2	1-0	When Not Scoring First	3-2	1-0
vs. AFC	10-3	3-0	Positive Turnover Ratio	12-3	4-0
vs. NFC	2-1	1-0	Negative Turnover Ratio	0-1	0-0
Home	6-2	1-0	Winning Penalty Ratio	3-1	1-0
Away	6-2	3-0	Losing Penalty Ratio	5-3	3-0
On Grass	11-4	4-0	Overtime	0-0	0-0
Artificial Turf	1-0	0-0	Preseason	4-0	0-0
Outdoors	12-4	4-0	With a 100-Yard Rusher	6-0	2-0
Indoors	0-0	0-0	With a 100-Yard Receiver	2-1	0-0
Leading at Halftime	11-1	3-0	Without a 100-yard Rusher	6-4	2-0
Trailing at Halftime	1-2	0-0	Without a 100-yard Receiver	10-3	4-0
Tied at Halftime	0-1	1-0	When Allowing a 100-Yard Rusher	0-0	0-0
Tied After 3 Quarters	0-1	1-0	When Not Allowing a 100-Yard Rusher	12-4	4-0
Leading After 3 Quarters	11-0	3-0	When Allowing a 100-Yard Receiver	3-0	3-0
Trailing After 3 Quarters	1-3	0-0	When Not Allowing a 100-Yard Receiver	9-4	4-0
Winning Coin Toss	5-4	1-0	With a 300-Yard Passer	0-0	0-0
Losing Coin Toss	7-0	3-0	Without a 300-Yard Passer	12-4	4-0
Decided by 8 Points or less	4-3	0-0	When Allowing a 300-Yard Passer	2-0	0-0
Decided by 3 Points or less	2-1	0-0	When Not Allowing a 300-Yard Passer	10-4	4-0

2000 POSTSEASON STATISTICS

RESULTS AND ATTENDANCE

WON 4, LOST 0 **SUPER BOWL XXXV CHAMPIONS**

12/31	W	21-3	Denver	69,638
01/07	W	24-10	at Tennessee	68,527
01/14	W	16-3	at Oakland	62,784
01/28	W	34-7	at New York Giants	71,921

TEAM STATISTICS

	RAVENS	OPPONENT
TOTAL FIRST DOWNS	44	55
Rushing	19	16
Passing	22	32
Penalty	3	7
3rd Down: Made/Att	15/60	12/60
3rd Down Pct.	25.0	20.0
4th Down: Made/Att	0/0	2/6
4th Down Pct.	0.0	33.3
POSSESSION AVG.	30:10	29:51
TOTAL NET YARDS	900	837
Avg. Per Game	225.0	209.3
Total Plays	226	259
Avg. Per Play	4.0	3.2
NET YARDS RUSHING	392	258
Avg. Per Game	98.0	64.5
Total Rushes	140	84
NET YARDS PASSING	508	579
Avg. Per Game	127.0	144.8
Sacked/Yards Lost	10/82	14/93
Gross Yards	590	672
Att./Completions	76/35	161/77
Completion Pct.	46.1	47.8
Had Intercepted	1	10
PUNTS/AVERAGE	35/37.7	32/40.1
NET PUNTING AVG.	35/33.9	32/36.3
PENALTIES/YARDS	30/245	23/151
FUMBLES/BALL LOST	5/1	4/2
TOUCHDOWNS	11	2
Rushing	4	1
Passing	3	0
Returns	4	1

SCORE BY PERIODS	1	2	3	4	OT	PTS
RAVENS	7	34	27	27	0	95
Opponents	7	3	13	0	0	23

SCORING	TD	RU	PA	RT	K/PAT	FG	S	PTS
Stover	0	0	0	0	11/11	6/8	0	29
Ja. Lewis	4	4	0	0	0	0	0	24
Sharpe	2	0	2	0	0	0	0	12
Je. Lewis	1	0	0	1	0	0	0	6
R. Lewis	1	0	0	1	0	0	0	6
A. Mitchell	1	0	0	1	0	0	0	6
Stark	1	0	0	1	0	0	0	6
Stokley	1	0	1	0	0	0	0	6
RAVENS	11	4	3	4	11/11	6/8	0	95
Opponents	2	1	0	1	2/2	3/6	0	23

2-Pt. Conversions: RAVENS 0-0; Opponents 0-0

SACKS: McCrary 6.0, Boulware 2.0, Burnett 2.0, Sharper 2.0, Adams 1.0, Washington 1.0, **RAVENS 14.0**, Opponents 10.0

PASSING	ATT	COMP	YARDS	COMP%	YDS/ATT
Dilfer	73	35	590	47.9	8.08
Banks	3	0	0	0.0	0.00
RAVENS	76	35	590	46.1	7.76
Opponents	161	77	672	47.8	4.17

DEFENSIVE STATISTICS

FROM COACHES VIDEO

PLAYER	TT	SOLO	AS	SACKS	YDS INT	PD	FF	FR
Lewis, Ray	44	28	16	0	0	2	7	0
Woodson, Rod	24	19	5	0	0	0	2	0
Burnett, Rob	21	14	7	0	2	12	0	1
Sharper, Jamie	20	14	6	2	10	2	2	1
Starks, Duane	19	18	1	0	0	3	6	0
McCrary, Michael	18	14	4	6	44	0	0	1
Harris, Corey	18	13	5	0	0	0	2	0
McAlister, Chris	17	15	2	0	0	1	8	0
Boulware, Peter	17	12	4	2	14	0	0	0
Siragusa, Tony	17	10	7	0	0	0	4	0
Webster, Larry	10	7	3	0	0	0	1	0
Washington, Keith	10	7	3	1	9	0	0	0
Adams, Sam	9	7	2	1	4	0	3	1
Dalton, Lionel	5	5	0	0	0	0	0	0
Bailey, Robert	5	4	1	0	0	1	1	0
Trapp, James	3	2	1	0	0	0	1	0
Brown, Cornell	1	1	0	0	0	0	0	0
Davis, Anthony	1	1	0	0	0	0	0	0
Herring, Kim	1	1	0	0	0	1	2	0
Mitchell, Anthony	1	1	0	0	0	0	0	0

RUSHING

	NO	YDS	AVG	LG	TD
Ja. Lewis	103	338	3.3	27t	4
Holmes	18	45	2.5	11	0
Dilfer	13	7	0.5	6	0
Je. Lewis	3	7	2.3	5	0
Gash	1	0	0.0	0	0
Banks	1	-1	-1.0	-1	0
Ismail	1	-4	-4.0	-4	0
RAVENS	140	392	2.8	27t	4
Opponents	84	258	3.1	27	1

RECEIVING	NO	YDS	AVG	LG	TD
Ismail	9	150	16.7	44	0
Stokley	7	91	13.0	38t	1
Sharpe	6	230	38.3	96t	2
Ja. Lewis	5	40	8.0	15	0
Coates	4	54	13.5	24	0
Johnson	1	7	8.0	8	0
Gash	1	7	7.0	7	0
Je. Lewis	1	6	6.0	6	0
Holmes	1	4	4.0	4	0
RAVENS	35	590	16.9	96t	3
Opponents	77	672	8.7	31	0

INTERCEPTIONS	NO	YDS	AVG	LG	TD
Starks	3	93	31.0	49t	1
R. Lewis	2	54	27.0	50t	1
Sharper	2	19	9.5	15	0
McAlister	1	4	4.0	4	0
Herring	1	2	2.0	2	0
Bailey	1	0	0.0	0	0
RAVENS	10	172	17.2	50t	2
Opponents	1	2	2.0	2	0

PUNTING	NO	YDS	AVG	TB	In	LG	Bk
Richardson	33	1318	39.9	3	14	66	2
Team	2	0	0	0	0	0	0
RAVENS	35	1318	37.7	3	14	66	2
Opponents	32	1282	40.1	0	8	64	0

PUNT RETURNS	Ret	FC	YDS	AVG	LG	TD
Je. Lewis	11	9	122	11.1	38	0
R. Lewis	11	9	122	11.1	38	0
Opponents	13	6	73	5.6	19	0

KICKOFF RETURNS	NO	YDS	AVG	LG	TD
Je. Lewis	5	189	37.8	84t	1
Harris	3	51	17.0	20	0
Coates	1	8	8.0	8	0
RAVENS	9	248	27.6	84t	1
Opponents	18	340	18.9	97t	1

FIELD GOALS	1-19	20-29	30-39	40-49	50+
Stover	0/0	2/2	3/4	1/2	0/0
RAVENS	0/0	2/2	3/4	1/2	0/0
Opponents	0/0	2/2	1/3	0/1	0/0

STOVER: ()(38G)(36N,31G,28G,21G)(47G,41N,34G)						
RAVENS: ()(38G)(36N,31G,28G,21G)(47G,41N,34G)						
Opponents: (31G)(45B,31N,21G,37B)(24G)						
TD	TD%	INT	INT%	LG	SACK/LOST	RATING
3	4.1	1	1.4	96t	10/82	83.7
0	0.0	0	0.0	0	0/0	39.6
3	3.9	1	1.3	96t	10/82	80.5
0	0.0	10	6.2	31	14/93	33.4

SPECIAL TEAMS STATISTICS

FROM COACHES VIDEO

PLAYER	TT	SOLO	AS	FF	FR	BK
Brigance, O.J.	10	8	2	0	0	0
Jackson, Brad	8	7	1	0	0	0
Davis, Billy	8	6	2	0	0	0
Trapp, James	6	3	3	1	0	0
Mitchell, Anthony	4	3	1	0	0	0
Harris, Corey	4	2	2	0	0	0
Starks, Duane	2	2	0	0	0	0
Davis, Duane	2	1	1	0	0	0
Herring, Kim	2	1	1	0	0	0
Bailey, Robert	1	1	0	0	1	0
Brown, Cornell	1	1	0	0	0	0
Poindexter, Anthony	1	1	0	0	0	0
Sharper, Jamie	1	1	0	0	0	0
Thomas, Adaluis	1	1	0	0	0	0
Washington, Keith	0	0	0	0	0	2



2001 STATISTICS

RESULTS AND ATTENDANCE

WON 10, LOST 6	WILD CARD			
09/09	W	17-6	Chicago	69,365
09/23	L	10-21	at Cincinnati	49,632
09/30	W	20-13	at Denver	75,082
10/07	W	26-7	Tennessee	69,494
10/14	L	23-31	at Green Bay	59,866
10/21	L	14-24	at Cleveland	72,818
10/28	W	18-17	Jacksonville	69,439
11/04	W	13-10	at Pittsburgh	62,906
11/12	W	16-10	at Tennessee	68,798
11/18	L	17-27	Cleveland	69,353
11/25	W	24-21	at Jacksonville	53,530
12/02	W	39-27	Indianapolis	69,382
12/09			BYE WEEK	
12/16	L	21-26	Pittsburgh	69,506
12/23	W	16-0	Cincinnati	68,987
12/29	L	10-22	at Tampa Bay	65,619
01/07	W	19-3	Minnesota	69,465

TEAM STATISTICS

	RAVENS	OPPONENT
TOTAL FIRST DOWNS	299	262
Rushing	92	81
Passing	180	161
Penalty	27	20
3rd Down: Made/Att	82/230	70/227
3rd Down Pct.	35.7	30.8
4th Down: Made/Att	3/13	6/15
4th Down Pct.	23.1	40.0
POSSESSION AVG.	29:39	30:21
TOTAL NET YARDS	5124	4446
Avg. Per Game	320.3	277.9
Total Plays	1080	1010
Avg. Per Play	4.7	4.4
NET YARDS RUSHING	1810	1411
Avg. Per Game	113.1	88.2
Total Rushes	483	410
NET YARDS PASSING	3314	3035
Avg. Per Game	207.1	189.7
Sacked/Yards Lost	40/281	45/290
Gross Yards	3595	3325
Att./Completions	557/320	555/321
Completion Pct.	57.5	57.8
Had Intercepted	20	16
PUNTS/AVERAGE	87/38.0	98/41.6
NET PUNTING AVG.	87/33.6	98/33.6
PENALTIES/YARDS	89/728	105/903
FUMBLES/BALL LOST	31/16	22/12
TOUCHDOWNS	31	30
Rushing	11	10
Passing	18	16
Returns	2	4

SCORE BY PERIODS	1	2	3	4	OT	PTS
RAVENS	29	92	63	119	0	303
Opponents	38	77	89	61	0	265

SCORING	TD	RU	PA	RT	K/PAT	FG	S	PTS
Stover	0	0	0	0	25/25	30/35	0	115
Ismail	7	0	7	0	0	0	0	44
Brookins	5	5	0	0	0	0	0	30
Allen	3	3	0	0	0	0	0	18
T. Taylor	3	0	3	0	0	0	0	18
Ayanbadejo	2	1	1	0	0	0	0	12
Sharpe	2	0	2	0	0	0	0	12
Stokley	2	0	2	0	0	0	0	12
Cunningham	1	1	0	0	0	0	0	6
Gash	1	0	1	0	0	0	0	6
Grbac	1	1	0	0	0	0	0	6
Heap	1	0	1	0	0	0	0	6
Johnson	1	0	1	0	0	0	0	6
Sharper	1	0	0	1	0	0	0	6
Woodson	1	0	0	0	0	0	0	6
RAVENS	31	11	18	2	25/25	30/35	0	303
Opponents	30	10	16	4	28/28	19/33	0	265

2-Pt. Conversions: Ismail, RAVENS 1-6; Opponents 0-2

SACKS: Boulware 15.0, McCrary 7.5, Sharper 6.0, R. Lewis 3.5, A. Thomas 3.5, Adams 2.0, Siragusa 2.0, Douglas 1.0, Gregg 1.0, S. Taylor 1.0, Team 1.0, Trapp 1.0, Webster 0.5, TEAM 44.0, Opponents 40.0

PASSING	ATT	COMP	YARDS	COMP%	YDS/ATT
Grbac	467	265	3033	56.7	6.49
Cunningham	89	54	573	60.7	6.44
Richardson	1	1	-11	100.0	-11.00
TEAM	557	320	3595	57.5	6.45
Opponents	555	321	3325	57.8	5.99

RUSHING	NO	YDS	AVG	LG	TD
Allen	168	658	3.9	26	3
Brookins	151	551	3.6	25	5
M. Williams	65	291	4.5	55	0
Ayanbadejo	46	173	3.8	17	1
T. Taylor	5	46	9.2	16	0
Cunningham	14	40	2.9	15	1
Je. Lewis	9	33	3.7	14	0
Grbac	21	18	0.9	6	1
Stokley	1	1	1.0	1	0
Richardson	1	0	0.0	0	0
Gash	2	-1	-5.0	0	0
RAVENS	483	1810	3.7	55	11
Opponents	410	1411	3.4	38	10

RECEIVING	NO	YDS	AVG	LG	TD
Ismail	74	1059	14.3	77	7
Sharpe	73	811	11.1	37	2
T. Taylor	42	560	13.3	63	3
Stokley	24	344	14.3	46	2
Ayanbadejo	24	121	5.0	18	1
M. Williams	23	210	9.1	46	0
Allen	17	68	4.0	11	0
Heap	16	206	12.9	24	1
Gash	9	80	8.9	16	1
Brookins	6	45	7.5	15	0
Johnson	5	57	11.4	25	1
Je. Lewis	4	32	8.0	12	0
Jones	2	13	6.5	13	0
A. Mitchell	1	-11	-11.0	-1	0
RAVENS	320	3595	11.2	77	1
Opponents	321	3325	10.4	90	16

INTERCEPTIONS	NO	YDS	AVG	LG	TD
Starks	4	9	2.3	9	0
R. Lewis	3	115	38.3	64	0
Woodson	3	57	19.0	47	1
Harris	2	1	0.5	1	0
Trapp	1	15	15.0	15	0
McCrary	1	1	1.0	1	0
McAlister	1	0	0.0	0	0
Porter	1	-3	-3.0	-3	0
RAVENS	16	195	12.2	64	1
Opponents	20	331	16.6	66	3

PUNTING	NO	YDS	AVG	TB	In	LG	Bk
Richardson	85	3309	38.9	10	29	65	2
RAVENS	87	3309	38.0	10	29	65	2
Opponents	98	4076	41.6	11	24	69	0

PUNT RETURNS	Ret	FC	YDS	AVG	LG	TD
Je. Lewis	42	9	519	12.4	62	0
McAlister	5	1	44	8.8	24	0
Lake	1	0	0	0.0	0	0
RAVENS	48	10	563	11.7	62	0
Opponents	33	22	183	5.5	30	0

KICKOFF RETURNS	NO	YDS	AVG	LG	TD
Je. Lewis	42	1039	24.7	76	0
Harris	11	235	21.4	34	0
Johnson	2	39	19.5	23	0
Bobo	1	11	11.0	11	0
Brookins	1	23	23.0	23	0
RAVENS	57	1347	23.6	76	0
Opponents	64	1393	21.8	51	0

FIELD GOALS	1-19	20-29	30-39	40-49	50+
Stover	0/0	16/16	9/10	5/9	0/0
RAVENS	0/0	16/16	9/10	5/9	0/0
Opponents	0/0	7/7	6/11	6/15	0/0

Stovers:(46N,37G)(38G)(29G,26G)(26G,25G)(28G)(21G,38G)(49G,28G)(25G,39G)(31G,33G,30G)(42G)(41G,41N)(26G,30G,29G,27G,46N)(48N)(43G,29G,433N,43G)(24G)(21G,20G,38G,20G)

Opponents:(20G,43N,46G)(43N,39N,45N)(43G,49G)(46N)(33G,47N)(33G)(40G)(38G,41N,33N,48N,35)(48N,27G)(29G,42G)(38N)(33G,25G)(22G,33G,32N)(42G,38G,24G,40N)(26G)

TD	TD%	INT	INT%	LG	SACK/LOST	RATING
15	3.2	18	3.9	77	28/215	71.1
3	3.4	2	2.2	30	12/66	81.3
0	0.0	0	0.0	11	0/0	79.2
18	3.2	20	3.6	77	40/281	72.7
16	2.9	16	2.9	90	45/290	72.8

2001 DEFENSIVE STATISTICS

FROM COACHES VIDEO

PLAYER	TT	SOLO	AS	SACKS	YDS	INT	PD	FF	FR
Lewis, Ray	196	130	66	3.5	26	3	13	1	1
Sharper, Jamie	135	101	34	6	31	0	12	0	1
Woodson, Rod	93	70	23	0	0	3	13	1	1
Harris, Corey	91	70	21	0	0	2	12	3	4
Boulware, Peter	82	51	31	15	86.5	0	4	3	1
McAlister, Chris	69	59	10	0	0	1	11	0	0
McCrary, Michael	64	42	22	7.5	42.5	1	2	1	0
Starks, Duane	59	52	7	0	0	4	17	2	0
Siragusa, Tony	58	27	31	2	12	0	3	0	0
Adams, Sam	51	28	23	2	16	0	2	1	0
Lake, Carnell	50	28	22	0	0	0	6	0	1
Thomas, Adalius	39	27	12	3.5	32.5	0	8	3	0
Lake, Carnell	32	27	5	0	0	0	0	0	1
Trapp, James	31	25	6	1	8	1	4	0	0
Dalton, Lionel	29	15	14	0	0	0	0	0	0
Webster, Larry	28	13	15	0.5	1.5	0	0	0	0
Jackson, Brad	25	13	12	0	0	0	1	1	0
Gregg, Kelly	19	10	9	1	7	0	1	0	0
Mitchell, Anthony	11	9	2	0	0	0	1	0	0
Porter, Alvin	8	8	0	0	0	1	1	0	0
Taylor, Shannon	5	2	3	1	6	0	0	0	1
Douglas, Marques	3	2	1	1	11	0	0	0	0

2001 SPECIAL TEAMS STATISTICS

FROM COACHES VIDEO

PLAYER	TT	SOLO	AS	FF	FR	BK
Thomas, Adalius	18	14	4	0	0	0
Mitchell, Anthony	18	12	6	0	0	0
Jackson, Brad	16	9	7	0	1	0
Porter, Alvin	14	11	3	1	0	0
Trapp, James	12	9	3	0	0	0
Taylor, Shannon	9	8	1	0	0	0
Hartwell, Edgerton	9	5	4	0	0	0
Baxter, Gary	8	8	0	0	0	0
Ayanbadejo, Obafemi	8	7	1	0	0	0
Jones, John	8	7	1	0	0	0
Lake, Carnell	7	4	3	0	0	0
Williams, Moe	5	4	1	0	0	0
Starks, Duane	4	4	0	0	0	0
Harris, Corey	4	3	1	0	0	0
Kight, Danny	2	2	0	0	0	0
Stover, Matt	2	2	0	0	0	0
Maese, Joe	1	1	0	0	0	0
McAlister, Chris	1	1	0	0	0	1
Ricard, Alan	1	1	0	0	0	0
Sharper, Jamie	1	1	0	0	0	0
Hellestre, Dale	1	0	1	0	0	0

*McAlister partially deflected a FG at Pittsburgh 11/4/01

TOP THREE

SOLO	SACKS	FF	FR	PD
130 Ray Lewis	15.0 Peter Boulware	3 Peter Boulware	4 Corey Harris	17 Duane Starks
101 Jamie Sharper	7.5 Michael McCrary	3 Corey Harris	1 7 players tied	13 Ray Lewis
70 2 players tied	6.0 Jamie Sharper	3 Adalius Thomas		13 Rod Woodson

2001 USUAL STARTING LINEUPS

OFFENSE	DEFENSE
WR 87 Qadry Ismail	LDE 90 Rob Burnett
WR 89 Travis Taylor	LDT 95 Sam Adams
LT 75 Jonathan Ogden	RDT 98 Tony Siragusa
LG 64 Edwin Mulitalo	RDE 99 Michael McCrary
C 62 Mike Flynn	LLB 58 Peter Boulware
RG 66 Bennie Anderson	MLB 52 Ray Lewis
RT 77 Kipp Vickers	RLB 55 Jamie Sharper
TE 82 Shannon Sharpe	LCB 22 Duane Starks
QB 18 Elvis Grbac	RCB 21 Chris McAlister
RB 29 Terry Allen	SS 45 Corey Harris
FB 32 Sam Gash	FS 26 Rod Woodson

2001 RAVENS COACHES

Brian Billick, Head Coach; **Matt Cavanaugh**, Offensive Coordinator/Quarterbacks; **Marvin Lewis**, Defensive Coordinator; **Jim Colletto**, Offensive Line; **Jack Del Rio**, Linebackers; **Jeff Friday**, Strength and Conditioning; **Wade Harman**, Tight Ends/Assistant Offensive Line; **Donnie Henderson**, Secondary; Milt Jackson, Offensive Assistant; **Chip Morton**, Assistant Strength and Conditioning; **Mike Nolan**, Wide Receivers; **Russ Purnell**, Special Teams; **Rex Ryan**, Defensive Line; **Steve Shafer**, Assistant Head Coach/Secondary; **Matt Simon**, Running Backs; **Mike Smith**, Defensive Assistant/Defensive Line; **Bennie Thompson**, Special Teams Assistant

2001 RAVENS HONOR ROLL

Pro Bowl: DT Sam Adams (2nd team); WR/KR Jermaine Lewis (2nd team); LB Ray Lewis (starter); OT Jonathan Ogden (starter); TE Shannon Sharpe (2nd team); S Rod Woodson (starter)

All Pro: DT Sam Adams (PFW, FN, CPFW); WR/KR Jermaine Lewis (PFW, FD, TSN); TE Shannon Sharpe (CPFW); LB Ray Lewis (AP-1st team, SI, PFW, FD, FN, CPFW, TSN); OL Edwin Mulitalo (SI); OT Jonathan Ogden (AP-2nd team, PFW, FD, FN, CPFW, TSN)

All Community Team Awards: LB Ray Lewis, CB Chris McAlister, DE Michael McCrary, OT Jonathan Ogden, CB James Trapp

Ravens Nest Lineman of the Year: OL Edwin Mulitalo

Ravens Roost Extra Effort Award: WR Brandon Stokley

Ravens Roost Unsung Hero: LB Jamie Sharper

Ed Block Courage Award: S Corey Harris

BALTIMORE RAVENS 2001 SEASON REVIEW

	Reg.	Post.		Reg.	Post.
Record	10-6	1-1	When Scoring First	5-2	0-0
vs. AFC Central	6-4	0-1	When Not Scoring First	5-4	1-1
vs. AFC	8-4	1-1	Positive or Even Turnover Ratio	9-0	1-0
vs. NFC	2-2	0-0	Negative Turnover Ratio	1-6	0-1
Home	6-2	0-0	Winning Penalty Ratio	7-3	1-0
Away	4-4	1-1	Losing Penalty Ratio	3-2	0-1
On Grass	10-6	1-1	Overtime	0-0	0-0
Artificial Turf	0-0	0-0	Preseason	1-2	0-0
Outdoors	10-6	1-1	With a 100-Yard Rusher	3-0	1-0
Indoors	0-0	0-0	With a 100-Yard Receiver	1-0	0-0
Leading at Halftime	5-1	1-0	Without a 100-yard Rusher	7-6	0-1
Trailing at Halftime	2-5	0-1	Without a 100-yard Receiver	9-6	1-1
Tied at Halftime	3-0	0-0	When Allowing a 100-Yard Rusher	1-0	0-0
Tied After 3 Quarters	2-0	0-0	When Not Allowing a 100-Yard Rusher	9-6	1-1
Leading After 3 Quarters	5-0	1-0	When Allowing a 100-Yard Receiver	1-2	0-0
Trailing After 3 Quarters	3-6	0-1	When Not Allowing a 100-Yard Receiver	9-4	1-1
Winning Coin Toss	6-2	1-1	With a 300-Yard Passer	0-1	0-0
Losing Coin Toss	4-4	0-0	Without a 300-Yard Passer	10-5	1-1
Decided by 8 Points or less	5-2	0-0	When Allowing a 300-Yard Passer	2-2	0-0
Decided by 3 Points or less	3-0	0-0	When Not Allowing a 300-Yard Passer	8-4	1-1



2001 POSTSEASON STATISTICS

RESULTS AND ATTENDANCE

WON 1, LOST 1

01/13	W	20-3	at Miami	72,251
01/20	L	10-27	at Pittsburgh	63,976

TEAM STATISTICS

	RAVENS	OPPONENT
TOTAL FIRST DOWNS	27	30
Rushing	12	12
Passing	13	14
Penalty	2	4
3rd Down: Made/Att	11/28	10/27
3rd Down Pct	39.3	37.0
4th Down: Made/Att	1/1	0/1
4th Down Pct.	100.0	0.0
POSSESSION AVG.	28:35	31:26
TOTAL NET YARDS	497	448
Avg. Per Game	248.5	224.0
Total Plays	120	119
Avg. Per Play	4.1	3.8
NET YARDS RUSHING	248	200
Avg. Per Game	124.0	100.0
Total Rushes	61	64
NET YARDS PASSING	249	248
Avg. Per Game	124.5	124.0
Sacked/Yards Lost	4/37	5/28
Gross Yards	286	276
Att./Completions	55/30	50/27
Completion Pct.	54.5	54.0
Had Intercepted	3	2
PUNTS/AVERAGE	12/40.1	11/43.5
NET PUNTING AVG.	12/32.1	11/30.6
PENALTIES/YARDS	14/100	11/86
FUMBLES/BALL LOST	2/2	6/2
TOUCHDOWNS	3	3
Rushing	1	2
Passing	1	1
Returns	1	0

SCORE BY PERIODS

	1	2	3	4	OT	PTS
RAVENS	0	10	14	6	0	30
Opponents	13	10	0	7	0	30

SCORING

PLAYER	TD	RU	PA	RT	K/PAT	FG	S	PTS
Stover	0	0	0	0	3/3	3/4	0	12
Allen	1	1	0	0	0	0	0	6
Je. Lewis	1	0	0	1	0	0	0	6
T. Taylor	1	0	1	0	0	0	0	6
RAVENS	3	1	1	1	3/3	3/4	0	30
Opponents	3	2	1	0	3/3	3/4	0	30

2-Pt. Conversions: RAVENS 0-0; Opponents 0-0

SACKS: Boulware 1.0, A. Mitchell 1.0, Sharper 1.0, Webster 1.0, Burnett 0.5, A. Thomas 0.5, **TEAM 5.0, Opponents 4.0**

PASSING

	ATT	COMP	YARDS	COMP%	YDS/ATT
Grbac	55	30	286	54.5	5.20
RAVENS	55	30	286	54.5	5.20
Opponents	50	27	276	54.0	5.52

DEFENSIVE STATISTICS

FROM COACHES VIDEO

PLAYER	TT	SOLO	AS	SACKS	YDS	INT	PD	FF	FR
Sharper, Jamie	20	12	8	1	0	0	1	1	0
Lewis, Ray	15	9	6	0	0	0	0	2	0
Woodson, Rod	14	11	3	0	0	0	2	0	0
Harris, Corey	12	9	3	0	0	0	1	0	0
Webster, Larry	12	8	4	1	8	0	1	0	0
Starks, Duane	10	9	1	0	0	1	1	0	0
Boulware, Peter	10	5	5	1	15	0	0	2	1
Burnett, Rob	8	6	2	1	3	0	0	0	0
Siragusa, Tony	8	5	3	0	0	0	0	0	0
Adams, Sam	7	2	5	0	0	0	0	0	1
McAlister, Chris	6	3	3	0	0	1	3	0	0
Mitchell, Anthony	4	4	0	1	2	0	0	0	0
Gregg, Kelly	4	3	1	0	0	0	0	0	0
Lake, Carnell	4	3	1	0	0	0	1	0	0
Thomas, Adalilus	4	2	2	0	0	0	0	0	0
Jackson, Brad	3	2	1	0	0	0	0	0	0
Dalton, Lionel	1	0	1	0	0	0	0	0	0

RUSHING

	NO	YDS	AVG	LG	TD
Allen	29	120	4.1	13	1
Brookins	14	71	5.1	18	0
M. Williams	9	29	3.2	9	0
T. Taylor	1	15	15.0	15	0
Ayanbadejo	2	8	4.0	5	0
Je. Lewis	2	4	2.0	5	0
Grbac	2	3	1.5	4	0
Redman	2	-2	-1.0	-1	0
RAVENS	61	248	4.1	18	1
Opponents	64	200	3.1	23	2

RECEIVING

	NO	YDS	AVG	LG	TD
Sharpe	9	79	8.8	27	0
T. Taylor	6	76	12.7	45	1
M. Williams	4	24	6.0	14	0
Allen	3	11	3.7	6	0
Stokley	2	38	19.0	27	0
Ismail	2	24	12.0	16	0
Gash	1	13	13.0	13	0
Heap	1	11	11.0	11	0
Ayanbadejo	1	7	7.0	7	0
Brookins	1	3	3.0	3	0
RAVENS	30	286	9.5	45	1
Opponents	27	276	10.2	32t	1

INTERCEPTIONS

	NO	YDS	AVG	LG	TD
Starks	1	26	26.0	26	0
McAlister	1	18	18.0	18	0
RAVENS	2	44	22.0	26	0
Opponents	3	51	17.0	32	0

PUNTING

	NO	YDS	AVG	TB	In	LG	Bk
Richardson	12	481	40.1	1	1	52	0
RAVENS	12	481	40.1	1	1	52	0
Opponents	11	479	43.5	2	4	52	0

PUNT RETURNS

	Ret	FC	YDS	AVG	LG	TD
Je. Lewis	5	2	102	20.4	88t	1
RAVENS	5	2	102	20.4	88t	1
Opponents	7	0	76	10.9	35	0

KICKOFF RETURNS

	NO	YDS	AVG	LG	TD
Je. Lewis	6	104	17.3	28	0
Harris	2	33	16.5	18	0
RAVENS	8	137	17.1	28	0
Opponents	8	187	23.4	32	0

FIELD GOALS

	1-19	20-29	30-39	40-49	50+
Stover	0/0	1/1	1/1	1/2	0/0
RAVENS	0/0	1/1	1/1	1/2	0/0
Opponents	0/0	1/1	1/2	1/1	0/0

Stover:(40N,35G,40G)(26G)

RAVENS: (40N,35G,40G)(26G)

Opponents: (33G)(21G,35N,46G)

TD	TD%	INT	INT%	LG	SACK/LOST	RATING
1	1.8	3	5.5	45	4/37	52.5
1	1.8	3	5.5	45	4/37	52.5
1	2.0	2	4.0	32t	5/28	60.1

SPECIAL TEAMS STATISTICS

FROM COACHES VIDEO

PLAYER	TT	SOLO	AS	FF	FR	BK
Porter, Alvin	6	4	2	1	0	0
Ayanbadejo, Obafemi	5	3	2	0	0	0
Baxter, Gary	3	2	1	0	0	0
Mitchell, Anthony	3	2	1	0	0	0
Starks, Duane	2	2	0	0	0	0
Harris, Corey	2	1	1	0	0	0
Hellestrae, Dale	1	1	0	0	0	0
Jackson, Brad	1	1	0	0	0	0
Richardson, Kyle	1	1	0	0	0	0
Thomas, Adalilus	1	1	0	0	0	0
Hartwell, Edgerton	1	0	1	0	0	0

2002 STATISTICS

RESULTS AND ATTENDANCE

WON 7, LOST 9

09/08	L	7-10	at Carolina	70,386
09/15	L	0-25	Tampa Bay	69,304
09/22			BYE WEEK	
09/30	W	34-23	Denver	69,538
10/06	W	26-21	at Cleveland	73,688
10/13	L	20-22	at Indianapolis	56,174
10/20	W	17-10	Jacksonville	69,173
10/27	L	18-31	Pittsburgh	69,638
11/03	L	17-20	at Atlanta	68,532
11/10	W	38-27	Cincinnati	69,024
11/17	L	7-26	at Miami	73,013
11/24	W	13-12	Tennessee	69,365
12/01	W	27-23	at Cincinnati	44,878
12/08	L	25-37	New Orleans	69,334
12/15	W	23-19	at Houston	70,108
12/22	L	13-14	Cleveland	69,348
12/29	L	31-34	at Pittsburgh	61,961

TEAM STATISTICS

	RAVENS	OPPONENT
TOTAL FIRST DOWNS	261	316
Rushing	90	95
Passing	145	190
Penalty	26	31
3rd Down: Made/Att	81/215	95/236
3rd Down Pct.	37.7	40.3
4th Down: Made/Att	7/13	15/21
4th Down Pct.	53.8	71.4
POSSESSION AVG.	27:47	32:13
TOTAL NET YARDS	4639	5353
Avg. Per Game	289.9	334.6
Total Plays	947	1077
Avg. Per Play	4.9	5.0
NET YARDS RUSHING	1792	1762
Avg. Per Game	112.0	110.1
Total Rushes	427	471
NET YARDS PASSING	2847	3591
Avg. Per Game	177.9	224.4
Sacked/Yards Lost	41/271	33/232
Gross Yards	3118	3823
Att./Completions	479/262	573/360
Completion Pct.	54.7	62.8
Had Intercepted	25	25
PUNTS/AVERAGE	84/40.5	78/40.8
NET PUNTING AVG.	84/33.7	78/34.1
PENALTIES/YARDS	101/846	104/874
FUMBLES/BALL LOST	31/318	24/6
TOUCHDOWNS	36	38
Rushing	9	17
Passing	20	16
Returns	7	5

SCORE BY PERIODS

	1	2	3	4	OT	PTS
RAVENS	53	123	82	58	0	316
Opponents	88	110	51	105	0	354

SCORING	TD	RU	PA	RT	K/PAT	FG	S	PTS
Stover	0	0	0	0	33/33	21/25	0	96
J. Lewis	7	6	1	0	0	0	0	42
Heap	6	0	6	0	0	0	0	38
T. Taylor	6	0	6	0	0	0	0	36
Ricard	3	2	0	1	0	0	0	18
C. Taylor	2	0	2	0	0	0	0	14
R. Johnson	2	0	1	1	0	0	0	12
Stokley	2	0	2	0	0	0	0	12
Blake	1	1	0	0	0	0	0	6
Brightful	1	0	0	1	0	0	0	6
J. Jones	1	0	1	0	0	0	0	6
T. Jones	1	0	1	0	0	0	0	6
McAlister	1	0	0	1	0	0	0	6
Reed	1	0	0	1	0	0	0	6
A. Thomas	1	0	0	1	0	0	0	6
Williams	1	0	0	1	0	0	0	6
Jenkins	0	0	0	0	0/0	0/1	0	0
RAVENS	36	9	20	7	33/33	21/26	0	316
Opponents	38	17	16	5	31/32	29/33	2	354

2-Pt. Conversions: Heap, C. Taylor **RAVENS 2-3; Opponents 2-6**
SACKS: Boulware 7.0, Weaver 3.5, Hartwell 3.0, A. Thomas 3.0, Gregg 2.0, Harris 2.0, Kemoatu 2.0, McCrary 2.0, Team 2.0, Brown 1.5, Demps 1.0, Douglas 1.0, Parker 1.0, Reed 1.0, Trapp 1.0, **TEAM 33.0, Opponents 41.0**

PASSING	ATT	COMP	YARDS	COMP%	YDS/ATT
Blake	295	165	2084	55.9	7.06
Redman	182	97	1034	53.3	5.68
Heap	1	0	0	0.0	0.00
Stokley	1	0	0	0.0	0.00
Zastudil	1	0	0	0.0	0.00
RAVENS	479	262	3118	54.7	6.51
Opponents	573	360	3823	62.8	6.67

RUSHING

	NO	YDS	AVG	LG	TD
J. Lewis	308	1327	4.3	75	6
C. Taylor	33	122	3.7	17	0
Blake	39	106	2.7	17	1
T. Taylor	11	105	9.5	39	0
Ricard	14	58	4.1	19t	2
Heap	4	38	9.5	15	0
Stokley	6	31	5.2	14	0
J. Hunter	1	9	9.0	9	0
Redman	10	8	0.8	6	0
Zastudil	1	-12	-12.0	-12	0
RAVENS	427	1792	4.2	75	9
Opponents	471	1762	3.7	35t	17

RECEIVING

	NO	YDS	AVG	LG	TD
Heap	68	836	12.3	43	6
T. Taylor	61	869	14.2	64	6
J. Lewis	47	442	9.4	77t	1
Stokley	24	357	14.9	35t	2
C. Taylor	14	129	9.2	20t	2
T. Jones	11	106	9.6	27	1
R. Johnson	10	114	11.4	33	1
Ricard	10	60	6.0	17	0
Hymes	6	123	20.5	43	0
J. Jones	6	47	7.8	18t	1
J. Hunter	5	35	7.0	8	0
RAVENS	262	3118	11.9	77t	20
Opponents	360	3823	10.6	54t	16

INTERCEPTIONS

	NO	YDS	AVG	LG	TD
Reed	5	167	33.4	59	0
Williams	3	98	32.7	98t	1
A. Mitchell	3	62	20.7	32	0
Trapp	3	26	8.7	11	0
A. Thomas	2	57	28.5	32	1
Harris	2	11	5.5	11	0
R. Lewis	2	4	2.0	4	0
Demps	1	18	18.0	18	0
Boulware	1	6	6.0	6	0
Baxter	1	0	0.0	0	0
McAlister	1	0	0.0	0	0
Scott	1	0	0.0	0	0
RAVENS	25	449	18.0	98t	2
Opponents	14	241	17.2	9t	1

PUNTING

	NO	YDS	AVG	TB	INT	LG	BK
Zastudil	81	3368	41.6	5	31	61	2
Stover	1	33	33.0	0	1	33	0
TEAM	84	3401	40.5	5	32	61	2
Opponents	78	3184	40.8	7	27	69	3

PUNT RETURNS

	Ret	FC	YDS	AVG	LG	TD
McAlister	17	4	122	7.2	28	0
Brightful	15	10	241	16.1	95t	1
Je. Ogden	2	0	21	10.5	19	0
RAVENS	34	14	384	11.3	95t	1
Opponents	40	14	471	11.8	76t	2

KICKOFF RETURNS

	NO	YDS	AVG	LG	TD
Brightful	34	701	20.6	54	0
Tate	17	356	20.9	64	0
C. Taylor	10	236	23.6	64	0
J. Hunter	4	105	26.3	63	0
R. Johnson	2	21	10.5	11	0
Gash	1	14	14.0	14	0
Ricard	0	0	---	---	0
A. Thomas	0	0	---	---	0
RAVENS	68	1433	21.1	67	0
Opponents	67	1512	22.6	94t	1

FIELD GOALS

	1-19	20-29	30-39	40-49	50+
Stover	0/0	9/9	4/5	7/10	1/1
Jenkins	0/0	0/0	0/0	0/0	0/1
RAVENS	0/0	9/9	4/5	7/10	1/2
Opponents	0/0	8/8	10/11	10/11	1/3

Stovers: (47N)(0)(23G,41G)(43G,28G,27G,28G)(41G,51G)(46N,30G)(28G)(32G)(33G)(0)(26G,43G)(49N,38N)(26G)(22G,22G,47G)(31G,43G)(43G)

Jenkins: (0)(55B)000000000000

Opponents: (27G,58N)(36G,30G,30G)(40G,57N,44N)(0)(39G,50G,43G,25G,38G)(39N,22G)(34G)(23G,40G)(43G,35G)(42G,49G)(32G,37G,40G,21G)(40G)(34G,28G,28G)(41G)(0)(23G,48G)

	TD	TD%	INT	INT%	LG	SACK/LOST	RATING
Blake	13	4.4	11	3.7	77t	30/203	77.3
Redman	7	3.8	3	1.6	36	11/68	76.1
Heap	0	0.0	0	0.0	0	0/0	39.6
Stokley	0	0.0	0	0.0	0	0/0	39.6
Zastudil	0	0.0	0	0.0	0	0/0	39.6
RAVENS	20	4.2	14	2.9	77t	41/271	76.5
Opponents	16	2.8	25	4.4	54	33/232	73.4



2002 DEFENSIVE STATISTICS

FROM COACHES VIDEO

PLAYER	TT	SOLO	AS	SACKS	YDS	INT	PD	FR	FF
Hartwell, Ed	191	125	66	3	18.0	0	7	0	0
Baxter, Gary	90	75	15	0	0	1	20	0	0
Boulware, Peter	87	63	24	7	57.0	1	4	1	1
Reed, Ed	86	69	17	1	3.0	5	13	0	1
Lewis, Ray	85	57	28	0	0	2	2	1	1
Gregg, Kelly	84	53	31	2	13.0	0	0	0	0
Harris, Bernardo	73	47	26	2	23.0	2	4	0	0
Thomas, Adalius	68	38	30	3	20.0	2	11	1	3
Brown, Cornell	67	47	20	1.5	14.0	0	3	0	0
McAlister, Chris	67	58	9	0	0	1	24	0	1
Weaver, Anthony	65	43	22	3.5	33.0	0	4	0	1
Demps, Will	64	51	13	1	2.0	1	7	0	1
Williams, Chad	43	35	8	0	0	3	8	0	1
Porter, Alvin	41	36	5	0	0	0	3	0	0
Trapp, James	36	26	10	1	17.0	3	11	0	1
Knoxeau, Maake	32	20	12	2	6.0	0	0	0	0
Mitchell, Anthony	31	25	6	0	0	3	2	0	0
Parker, Riddick	29	17	12	1	5.0	0	0	0	2
McCrary, Michael	16	10	6	2	6.0	0	1	0	0
Douglas, Marques	15	9	6	1	9.0	0	0	0	0
Nugent, David	15	8	7	0	0	0	0	0	0
Tate, Robert	14	13	1	0	0	0	2	0	0
Taylor, Shannon	14	8	6	0	0	0	0	0	1
Scott, Bart	5	2	3	0	0	1	0	0	0

2002 SPECIAL TEAMS STATISTICS

FROM COACHES VIDEO

PLAYER	TT	SOLO	AS	FF	FR	BK
Scott, Bart	17	13	4	0	0	0
Williams, Chad	17	12	5	1	0	1
Thomas, Adalius	15	11	4	0	0	0
Taylor, Shannon	14	12	2	1	0	0
Mitchell, Anthony	12	10	2	0	0	0
Trapp, James	12	9	3	0	0	0
Jones, John	10	3	7	0	0	0
Porter, Alvin	9	6	3	0	1	0
Reed, Ed	8	5	3	0	0	2
Brown, Cornell	7	4	3	0	0	0
Demps, Will	6	3	3	0	0	0
Johnson, Ron	3	3	0	0	1	0
Maese, Joe	3	2	1	0	1	0
Ricard, Alan	3	2	1	0	0	0
Stover, Matt	3	3	0	0	0	0
Tate, Robert	3	1	2	0	0	0
Harris, Bernardo	2	2	0	0	0	0
Jenkins, J.R.	2	2	0	0	0	0
Perryman, Ray	2	1	1	0	0	0
Hartwell, Ed	1	0	1	0	0	0
Jones, Terry	1	0	1	0	0	0
Zastudil, Dave	1	1	0	0	0	0
Gash, Sam	0	0	0	0	1	0

TOP THREE

SOLO	SACKS	FF	FR	PD
125 Ed Hartwell	7.0 Peter Boulware	3 Adalius Thomas	1 Peter Boulware	24 Chris McAlister
75 Gary Baxter	3.5 Anthony Weaver	2 Riddick Parker	1 Ray Lewis	20 Gary Baxter
69 Ed Reed	3.0 2 players tied		1 Adalius Thomas	13 Ed Reed

2002 USUAL STARTING LINEUPS

OFFENSE			DEFENSE		
WR	89	Travis Taylor	DE	98	Anthony Weaver
LT	75	Jonathan Ogden	DT	97	Kelly Gregg
LG	64	Edwin Mulitalo	DE	96	Adalius Thomas
C	62	Mike Flynn	OLB	99	Michael McCrary*
RG	66	Bennie Anderson	LOLB	90	Cornell Brown
RT	77	Ethan Brooks	LLB	56	Ed Hartwell
TE	86	Todd Heap	RILB	52	Ray Lewis*
WR	80	Brandon Stokley*	RILB	51	Bernardo Harris
QB	81	Randy Hymes	ROLB	58	Peter Boulware
RB	7	Chris Redman	LCB	21	Chris McAlister
RB	11	Jeff Blake	RQB	28	Gary Baxter
RB	31	Jamal Lewis	SS	20	Ed Reed
FB	39	Alan Ricard	FS	47	Will Demps
*IR				42	Anthony Mitchell

2002 RAVENS COACHES

Brian Billick, Head Coach; **Matt Cavanaugh**, Offensive Coordinator; **Mike Nolan**, Defensive Coordinator; **Gary Zauner**, Special Teams Coordinator; **Mark Asanovich**, Assistant Strength and Conditioning; **Jim Colletto**, Offensive Line; **Jeff Friday**, Strength and Conditioning; **Wade Harman**, Tight Ends/Assistant Offensive Line; **Donnie Henderson**, Secondary; **Paul Ricci**, Assistant Strength and Conditioning; **Rex Ryan**, Defensive Line; **David Shaw**, Quarterbacks/Wide Receivers; **Matt Simon**, Running Backs; **Mike Smith**, Linebackers; **Bennie Thompson**, Special Teams Assistant; **Phil Zacharias**, Defensive Assistant/Defensive Line

2002 RAVENS HONOR ROLL

Pro Bowl: LB Peter Boulware (2nd team); TE Todd Heap (2nd team); OT Jonathan Ogden (starter)

All Pro: OT Jonathan Ogden (AP-1st team, *PFW*, *FD*-2nd team, *TSN*)

Comeback Player of the Year: RB Jamal Lewis (*FD*)

All-Rookie Team: S Ed Reed (*PFW*), P Dave Zastudil (*PFW*)

All Community Team Award Winners: QB Jeff Blake, RB Jamal Lewis, LB Ray Lewis, CB Chris McAlister,

DE Michael McCrary, S Anthony Mitchell, G Edwin Mulitalo, WR Jeff Ogden, OT Jonathan Ogden,

K Matt Stover, CB Robert Tate, CB James Trapp

Ravens Nest Lineman of Year: DE Adalius Thomas

Ravens Roost Extra Effort Award: LB Edgerton Hartwell

Ravens Roost Unsung Hero: NT Kelly Gregg

Ed Block Courage Award: OT Ethan Brooks

BALTIMORE RAVENS 2002 SEASON REVIEW

Record	7-9
vs. AFC North	3-3
vs. AFC	7-5
vs. NFC	0-4
Home	4-4
Away	3-5
On Grass	7-7
Artificial Turf	0-2
Outdoors	7-7
Indoors	0-2
Leading at Halftime	5-1
Trailing at Halftime	1-8
Tied at Halftime	1-0
Tied After 3 Quarters	0-1
Leading After 3 Quarters	6-2
Trailing After 3 Quarters	1-6
Winning Coin Toss	3-1
Losing Coin Toss	4-8
Decided by 7 Points or less	4-5
Decided by 3 Points or less	1-5

When Scoring First	5-2
When Not Scoring First	2-7
Positive or Even Turnover Ratio	7-1
Negative Turnover Ratio	0-8
Winning Penalty Ratio	5-3
Losing Penalty Ratio	1-5
Overtime	0-0
Preseason	2-2
With a 100-Yard Rusher	4-1
With a 100-Yard Receiver	1-1
Without a 100-yard Rusher	3-8
Without a 100-yard Receiver	6-8
When Allowing a 100-Yard Rusher	2-3
When Not Allowing a 100-Yard Rusher	5-6
When Allowing a 100-Yard Receiver	2-1
When Not Allowing a 100-Yard Receiver	5-8
With a 300-Yard Passer	0-2
Without a 300-Yard Passer	7-7
When Allowing a 300-Yard Passer	2-1
When Not Allowing a 300-Yard Passer	5-8

2003 STATISTICS

RESULTS AND ATTENDANCE

WON 10, LOST 6	AFC NORTH CHAMPIONS			
9/07	L	15-34	at Pittsburgh	63,157
9/14	W	33-13	Cleveland	69,473
9/21	W	24-10	at San Diego	52,028
9/28	L	10-17	Kansas City	69,459
10/05			BYE WEEK	
10/12	W	26-18	at Arizona	24,193
10/19	L	26-34	at Cincinnati	53,553
10/26	W	26-6	Denver	69,721
11/02	W	24-17	Jacksonville	69,486
11/09	L	22-33	at St. Louis	66,085
11/16	L	6-9 (OT)	at Miami	73,333
11/23	W	44-41 (OT)	Seattle	69,477
11/30	W	44-6	San Francisco	69,549
12/07	W	31-13	Cincinnati	69,468
12/14	L	12-20	at Oakland	45,398
12/21	W	35-0	at Cleveland	72,548
12/28	W	13-10 (OT)	Pittsburgh	70,001

TEAM STATISTICS

TOTAL FIRST DOWNS	RAVENS	OPPONENT				
Rushing	115	78				
Passing	121	144				
Penalty	23	26				
3rd Down: Made/Att	72/226	69/235				
Down Pct.	31.9	29.4				
4th Down: Made/Att	7/11	5/17				
Down Pct.	63.6	29.4				
POSSESSION AVG.	30:14	29:46				
TOTAL NET YARDS	4929	4341				
Per Game	308.1	271.3				
Total Plays	1009	1026				
Avg. Per Play	4.9	4.2				
NET YARDS RUSHING	2674	1536				
Avg. Per Game	167.1	96.0				
Total Rushes	552	448				
NET YARDS PASSING	2255	2805				
Avg. Per Game	140.9	175.3				
Sacked/Yards Lost	42/262	47/353				
Gross Yards	2517	3158				
Att./Completions	415/217	531/296				
Completion Pct.	52.3	55.7				
Had Intercepted	19	24				
PUNTS/AVERAGE	91/40.8	105/40.1				
NET PUNTING AVG.	91/34.9	105/34.7				
PENALTIES/YARDS	126/970	106/935				
FUMBLES/BALL LOST	37/19	29/17				
TOUCHDOWNS	41	28				
Rushing	18	6				
Passing	16	19				
Returns	7	3				
SCORE BY PERIODS	1	2	3	4	OT	PTS
RAVENS	61	90	84	150	6	391
Opponents	63	73	77	65	3	281

SCORING	TD	RU	PA	RT	K/PAT	FG	S	PTS
Stover	0	0	0	0	35/35	33/38	0	134
J. Lewis	14	14	0	0	0	0	0	84
Robinson	6	0	6	0	0	0	0	36
Heap	3	0	3	0	0	0	0	26
T. Jones	3	0	3	0	0	0	0	18
Reed	3	0	0	3	0	0	0	18
T. Taylor	3	0	3	0	0	0	0	18
M. Smith	2	2	0	0	0	0	0	12
C. Taylor	2	2	0	0	0	0	0	12
R. Lewis	1	0	0	1	0	0	0	6
McAlister	1	0	0	1	0	0	0	6
Ogden	1	0	1	0	0	0	0	6
Ricard	1	0	0	1	0	0	0	6
Williams	1	0	0	1	0	0	0	6
Richey	0	0	0	0	0/0	1/2	0	3
RAVENS	41	18	16	7	35/35	34/40	0	391
Opponents	28	6	19	3	27/27	28/31	0	281

2-Pt. Conversions: Heap 4, RAVENS 4-6; Opponents 1-1

SACKS: Suggs 12.0, Boulware 8.5, Weaver 5.0, Douglas 4.5, A. Thomas 4.0, Gregg 3.0, Hartwell 3.0, R. Lewis 1.5, Baxter 1.0, C. Brown 1.0, Kemoatu 1.0, Reed 1.0, Slaughter LG 1.0, Williams 1.0, Knight 0.5 **TEAM 47.0, Opponents 42.0**

PASSING	ATT	COMP	YARDS	COMP%	YDS/ATT
Boller	224	116	1260	51.8	5.63
Wright	178	94	1199	52.8	6.74
Redman	13	7	58	53.8	4.46
RAVENS	415	217	2517	52.3	6.07
Opponents	531	296	3158	55.7	5.95

RUSHING	NO	YDS	AVG	LG	TD
J. Lewis	387	2066	5.3	82t	14
C. Taylor	63	276	4.4	32	2
Ricard	19	79	4.2	30	0
Wright	28	73	2.6	17	0
Boller	30	62	2.1	15	0
T. Taylor	11	62	5.6	16	0
M. Smith	9	31	3.4	11t	2
Heap	3	21	7.0	9	0
Redman	2	4	2.0	4	0
RAVENS	552	2674	4.8	82t	18
Opponents	448	1536	3.4	36	6

RECEIVING	NO	YDS	AVG	LG	TD
Heap	57	693	12.2	33t	3
T. Taylor	39	632	16.2	73t	3
Robinson	31	451	14.5	50t	6
J. Lewis	26	205	7.9	26	0
C. Taylor	20	132	6.6	23	0
T. Jones	19	159	8.4	25	3
Sanders	14	170	12.1	44	0
Ricard	9	62	6.9	15	0
R. Johnson	1	12	12.0	12	0
Ogden	1	1	1.0	1t	1
Boller	0	0	---	0	0
Ward TM	0	0	---	0	0
RAVENS	217	2517	11.6	73t	16
Opponents	296	3158	10.7	82t	19

INTERCEPTIONS	NO	YDS	AVG	LG	TD
Reed	7	132	18.9	54t	1
R. Lewis	6	99	16.5	37	1
McAlister	3	93	31.0	83t	1
Baxter	3	41	13.7	34	0
Demps	2	57	28.5	54	0
Williams	1	52	52.0	52t	1
Hartwell	1	26	26.0	26	0
Suggs	1	11	11.0	11	0
RAVENS	24	511	21.3	83t	4
Opponents	19	269	14.2	45	0

PUNTING	NO	YDS	AVG	TB	In	LG	Bk
Zastudil	89	3649	41.0	8	21	67	0
Boller	1	29	29.0	0	0	29	0
Stover	1	34	34.0	1	0	34	0
RAVENS	91	3712	40.8	9	21	67	0
Opponents	105	4211	40.1	8	28	68	2

PUNT RETURNS	Ret	FC	YDS	AVG	LG	TD
Brightful	45	20	351	7.8	44	0
Reed	5	3	33	6.6	19	0
Ward TM	3	0	26	8.7	16	0
RAVENS	53	23	410	7.7	44	0
Opponents	42	18	354	8.4	44	0

KICKOFF RETURNS	NO	YDS	AVG	LG	TD
Brightful	29	716	24.7	75	0
C. Taylor	23	448	19.5	29	0
M. Smith	2	17	8.5	15	0
A. Thomas	1	21	21.0	21	0
Walls	1	0	0.0	0	0
Ward TM	1	20	20.0	20	0
RAVENS	57	1222	21.4	75	0
Opponents	70	1495	21.4	97t	1

FIELD GOALS	1-19	20-29	30-39	40-49	50+
Stover	0/0	16/16	6/6	11/14	0/2
Richey	0/0	0/0	0/0	0/0	1/2
RAVENS	0/0	16/16	6/6	11/14	1/2
Opponents	0/0	9/9	5/6	13/14	1/2

Stover:(0)(45N,20G,40G,21G)(49G)(29G)(31G,22G,29G,37G)(25G)(45N,25G,39G,22G,29G)(23G,32G,23G)(41G,25G,41G)(39G,45G)(21G,40G,42G)(28G,47G,41G)(22G)(32G,28G,50N)(46N)(46G,52N,47G)

Richey:(0)(56G)(0)(0)(0)(0)(0)(0)(0)(0)(0)(51N)

Opponents:(29G,31G)(44G,35G)(24G,50N)(46G)(46G)(44G,37G)(28G,22G)(24G)(49G,46G,48G,27G)(23G,52G,48N,43G)(45G,46G)(48G,40G)(25G,38G)(37G,23G)(37N)(42G)

TD	TD%	INT	INT%	LG	SACK/LOSS	RATING
7	3.1	9	4.0	73t	17/92	62.4
9	5.1	8	4.5	64	19/125	72.3
0	0.0	2	15.4	16	6/45	26.0
16	3.9	19	4.6	73t	42/262	64.7
19	3.6	24	4.5	82t	47/353	66.4

2003 DEFENSIVE STATISTICS

FROM COACHES VIDEO

PLAYER	TT	SOLO	AS	SACKS	YDS	INT	PD	FF	FR
Lewis, Ray	225	160	65	1.5	11	6	13	2	2
Hartwell, Ed	140	89	51	3	20.5	1	5	2	0
Baxter, Gary	106	88	18	1	5	3	16	0	0
Gregg, Kelly	104	78	26	3	15	0	0	0	1
Reed, Ed	92	77	15	1	12	7	19	1	0
Douglas, Marques	89	62	27	4.5	32.5	0	3	1	0
Boulware, Peter	79	56	23	8.5	71	0	2	2	1
Weaver, Anthony	63	43	20	5	38	0	7	2	2
Demps, Will	59	41	18	0	0	2	11	1	0
McAlister, Chris	52	43	9	0	0	3	16	0	0
Fuller, Corey	41	37	4	0	0	0	8	0	0
Thomas, Adalius	34	26	8	4	21	0	8	1	0
Williams, Chad	34	27	7	1	7	1	8	1	0
Brown, Cornell	33	19	14	1	5	0	3	0	0
Suggs, Terrell	33	26	7	12	97	1	3	6	4
Kennoeatu, Maake	24	14	10	1	7	0	1	0	0
Knight, Tom	18	17	1	0.5	5	0	1	0	1
Johnson, Jarret	18	9	9	0	0	0	1	0	0
Parker, Riddick	12	8	4	0	0	0	0	0	0
Scott, Bart	9	7	2	0	0	0	0	0	1
Walls, Ray	5	5	0	0	0	0	0	0	0
Brightful, Lamont	2	2	0	0	0	0	0	0	0
Franklin, Aubrey	1	1	0	0	0	0	0	0	0

2003 SPECIAL TEAMS STATISTICS

FROM COACHES VIDEO

PLAYER	TT	SOLO	AS	FF	FR	BK
Thomas, Adalius	23	17	6	1	0	1
Scott, Bart	19	12	7	0	0	0
Sapp, Gerome	16	9	7	0	1	0
Walls, Ray	12	9	3	0	1	0
Jones, John	11	8	3	0	0	0
Smith, Musa	10	8	2	0	0	0
Demps, Will	9	8	1	0	0	0
Morrow, Harold	9	5	4	0	0	0
Taylor, Chester	8	8	0	0	0	1
Brown, Cornell	8	5	3	0	0	0
Williams, Chad	6	4	2	0	2	0
Brightful, Lamont	5	3	2	0	1	0
Maeze, Joe	5	3	2	0	1	0
Mughelli, Ovie	5	5	0	0	0	0
Jones, Terry	3	3	0	1	0	0
Johnson, Ron	2	1	1	0	0	0
Slaughter, TJ	2	1	0	0	0	0
Fuller, Corey	1	1	0	0	0	0
Ricard, Alan	1	1	0	0	0	0
Zastudil, Dave	1	0	0	0	0	0
Ogden, Jonathan	0	0	0	0	1	0
Reed, Ed	0	0	0	0	0	2

TOP THREE

SOLO	SACKS	FF	FR	PD
160 Ray Lewis	12.0 Terrell Suggs	6 Adalius Thomas	4 Terrell Suggs	19 Ed Reed
89 Ed Hartwell	8.5 Peter Boulware	3 Peter Boulware	2 Ray Lewis	16 Gary Baxter
88 Gary Baxter	5.0 Anthony Weaver	2 3 players tied	2 Anthony Weaver	16 Chris McAlister

2003 USUAL STARTING LINEUPS

WR	TE	LT	LG	C	RG	RT	TE	QB	RB	FB	*FR
89 Travis Taylor	82 Terry Jones	75 Jonathan Ogden	64 Edwin Mulitalo	62 Mike Flynn	66 Bennie Anderson	77 Orlando Brown	86 Todd Heap	8 Kyle Boller	31 Jamal Lewis	39 Alan Ricard	
88 Anthony Weaver	97 Kelly Gregg	96 Marques Douglas	90 Cornell Brown	56 Ed Hartwell	52 Ray Lewis	58 Peter Boulware	21 Chris McAlister	26 Corey Fuller	28 Gary Baxter	20 Ed Reed	28 Gary Baxter
98 Anthony Weaver	97 Kelly Gregg	96 Marques Douglas	90 Cornell Brown	56 Ed Hartwell	52 Ray Lewis	58 Peter Boulware	21 Chris McAlister	26 Corey Fuller	28 Gary Baxter	20 Ed Reed	47 Will Demps

2003 RAVENS COACHES

Brian Billick, Head Coach; **Matt Cavanaugh**, Offensive Coordinator; **Mike Nolan**, Defensive Coordinator; **Gary Zauner**, Special Teams Coordinator; **Jim Colletto**, Offensive Line; **Jeff Friday**, Strength and Conditioning; **Wade Harman**, Tight Ends/Offensive Line; **Donnie Henderson**, Secondary; **Mike Pettine**, Coaching Assistant/Quality Control; **Paul Ricci**, Assistant Strength and Conditioning; **Rex Ryan**, Defensive Line; **David Shaw**, Quarterbacks/Wide Receivers; **Matt Simon**, Running Backs; **Mike Singletary**, Linebackers; **Bennie Thompson**, Special Teams Assistant; **Dennis Thurman**, Assistant Defensive Backs; **Phil Zacharias**, Defensive Assistant/Outside Linebackers

2003 RAVENS HONOR ROLL

AP Offensive Player of the Year: RB Jamal Lewis

AP Defensive Player of the Year: LB Ray Lewis

AP Defensive Rookie of the Year: LB Terrell Suggs

Pro Bowl: LB Peter Boulware (2nd team), TE Todd Heap (2nd team), RB Jamal Lewis (starter), LB Ray Lewis (starter), LB Adalius Thomas (ST) (starter), CB Chris McAlister (starter), T Jonathan Ogden (starter), S Ed Reed (starter), LB Adalius Thomas (ST)

All-Pro: LB Peter Boulware (FD-2nd team), TE Todd Heap (AP-2nd team), LB Adalius Thomas (AP-1st team, FD-1st team, PFW, TSN), LB Ray Lewis (AP-1st team, FD-1st team, PFW, SI, TSN),

CB Chris McAlister (AP-1st team, FD-1st team, PFW), T Jonathan Ogden (AP-1st team, PFW, FD-1st team, SI, TSN), S Ed Reed (AP-2nd team, FD-2nd team, SI, TSN)

Pro Football Weekly Most Valuable Player: RB Jamal Lewis

Pro Football Weekly Defensive Most Valuable Player: LB Ray Lewis

Pro Football Weekly Defensive Rookie of the Year: LB Terrell Suggs

Pro Football Weekly All-Rookie Team: LB Terrell Suggs

Pro Football Weekly All-AFC: RB Jamal Lewis, T Jonathan Ogden, LB Ray Lewis, S Ed Reed, LB Adalius Thomas (ST)

Football Digest Defensive Player of the Year: LB Ray Lewis

Football Digest Assistant Coach of the Year: Defensive Coordinator Mike Nolan

All Community Team Awards: LB Edgerton Hartwell, RB Jamal Lewis, LB Ray Lewis, CB Chris McAlister, G Edwin Mulitalo, T Jonathan Ogden, K Matt Stover

Ravens Nest Lineman of the Year: DE Anthony Weaver

Ravens Roost Extra Effort Award: NT Kelly Gregg

Ravens Roost Unsung Hero: LB Edgerton Hartwell

Ed Block Courage Award: DE Marques Douglas

BALTIMORE RAVENS 2003 SEASON REVIEW

Record vs. AFC North vs. NFC	10-6 4-2 7-5	When Scoring First When Not Scoring First Positive or Even Turnover Ratio	5-1 5-5 10-0
Home	3-1	Negative Turnover Ratio	0-6
Away	7-1	Winning Penalty Ratio	5-4
On Grass	3-5	Losing Penalty Ratio	5-2
Artificial Turf	3-4	Overtime	1-1
Outdoors	7-2	Preseason	1-3
Indoors	10-5	With a 100-Yard Rusher	8-4
Leading at Halftime	0-1	With a 100-Yard Receiver	2-1
Trailing at Halftime	9-0	Without a 100-Yard Rusher	2-2
Tied at Halftime	1-5	Without a 100-Yard Receiver	8-5
Tied After 3 Quarters	0-1	When Allowing a 100-Yard Rusher	1-1
Leading After 3 Quarters	8-1	When Not Allowing a 100-Yard Rusher	9-5
Trailing After 3 Quarters	2-5	When Allowing a 100-Yard Receiver	1-2
Winning Coin Toss	4-4	When Not Allowing a 100-Yard Receiver	9-4
Losing Coin Toss	4-4	With a 300-Yard Passer	1-1
Decided by 7 Points or less	6-2	Without a 300-Yard Passer	9-5
Decided by 3 Points or less	3-1	When Allowing a 300-Yard Passer	1-1
	2-1	When Not Allowing a 300-Yard Passer	9-5

2003 POSTSEASON STATISTICS

RESULTS AND ATTENDANCE

WON 0, LOST 1

01/03 L 17-20 Tennessee 69,452

TEAM STATISTICS

	RAVENS	OPPONENT
TOTAL FIRST DOWNS	12	16
Rushing	1	10
Passing	11	6
Penalty	0	0
3rd Down: Made/Att	3/12	6/15
3rd Down Pct.	25.0	40.0
4th Down: Made/Att	0/0	0/0
4th Down Pct.	0.0	0.0
POSSESSION AVG.	24:52	35:08
TOTAL NET YARDS	255	324
Avg. Per Game	255.0	324.0
Total Plays	55	63
Avg. Per Play	4.6	5.1
NET YARDS RUSHING	54	165
Avg. Per Game	54.0	165.0
Total Rushes	16	40
NET YARDS PASSING	201	159
Avg. Per Game	201.0	159.0
Sacked/Yards Lost	2/13	0/0
Gross Yards	214	159
Att./Completions	37/20	23/14
Completion Pct.	54.1	60.9
Had Intercepted	2	3
PUNTS/AVERAGE	8/48.8	6/44.7
NET PUNTING AVG.	8/40.0	6/44.3
PENALTIES/YARDS	8/70	6/55
FUMBLES/BALL LOST	1/0	0/0
TOUCHDOWNS	2	2
Rushing	0	1
Passing	1	1
Returns	1	0

SCORE BY PERIODS	1	2	3	4	OT	PTS
RAVENS	7	3	0	7	0	17
Opponents	7	0	7	6	0	20

SCORING	TD	RU	PA	RT	K/PAT	FG	S	PTS
Demps	1	0	0	1				6
Heap	1	0	1	0				6
Stover	0	0	0	0	2/2	1/1		5
RAVENS	2	0	1	1	2/2	1/1		17
Opponents	2	1	1	0	2/2	2/2		20

2-Pt. Conversions: RAVENS 0-0; Opponents 0-0

SACKS: TEAM 0.0, Opponents 2.0

PASSING	ATT	COMP	YARDS	COMP%	YDS/ATT
Wright	37	20	214	54.1	5.78
RAVENS	37	20	214	54.1	5.78
Opponents	23	14	159	60.9	6.91

RUSHING	NO	YDS	AVG	LG	TD
J. Lewis	14	35	2.5	8	0
Wright	2	19	9.5	11	0
RAVENS	16	54	3.4	11	0
Opponents	40	165	4.1	16	1

RECEIVING	NO	YDS	AVG	LG	TD
T. Taylor	7	82	11.7	30	0
Heap	6	80	13.3	35t	1
C. Taylor	2	19	9.5	16	0
T. Jones	2	16	8.0	9	0
J. Lewis	2	4	2.0	6	0
Robinson	1	13	13.0	13	0
RAVENS	20	214	10.7	35t	1
Opponents	14	159	11.4	49t	1

INTERCEPTIONS	NO	YDS	AVG	LG	TD
Demps	1	56	56.0	56t	1
Reed	1	23	23.0	23	0
McAlister	1	0	0.0	0	0
RAVENS	3	79	26.3	56t	1
Opponents	2	1	0.5	1	0

PUNTING	NO	YDS	AVG	TB	In	LG	Bk
Zastudil	8	390	48.8	0	0	56	0
RAVENS	8	390	48.8	0	0	56	0
Opponents	6	268	44.7	0	4	63	0

PUNT RETURNS	Ret	FC	YDS	AVG	LG	TD
Brightful	2	2	2	1.0	2	0
RAVENS	2	2	2	1.0	2	0
Opponents	6	1	70	11.7	17	0

KICKOFF RETURNS	NO	YDS	AVG	LG	TD
Brightful	2	34	17.0	26	0
C. Taylor	2	45	22.5	26	0
RAVENS	4	79	19.8	26	0
Opponents	4	61	15.3	24	0

FIELD GOALS	1-19	20-29	30-39	40-49	50+
Stover	0/0	0/0	0/0	1/1	0/0
RAVENS	0/0	0/0	0/0	1/1	0/0
Opponents	0/0	0/0	0/0	2/2	0/0

Stover: (43G)
 TEAM: (43G)
 Opponents: (45G,46G)

TD	TD%	INT	INT%	LG	SACK/LOST	RATING
1	2.7	2	5.4	35t	2/13	57.7
1	2.7	2	5.4	35t	2/13	57.7
1	4.3	3	13.0	49t	0/0	56.5

2003 DEFENSIVE STATISTICS

FROM COACHES VIDEO

PLAYER	TT	SOLO	AS	SACKS	YDS	INT	PD	FF	FR
Lewis, Ray	18	12	6	0	0	0	0	0	0
Douglas, Marques	10	7	3	0	0	0	0	0	0
Hartwell, Ed	10	7	3	0	0	0	0	0	0
Demps, Will	8	7	1	0	0	1	1	0	0
Gregg, Kelly	6	2	4	0	0	0	0	0	0
Weaver, Anthony	6	5	1	0	0	0	0	0	0
Baxter, Gary	5	5	0	0	0	0	0	0	0
McAlister, Chris	3	3	0	0	0	1	2	0	0
Parker, Riddick	3	3	0	0	0	0	0	0	0
Reed, Ed	3	3	0	0	0	1	2	0	0
Brown, Cornell	2	2	0	0	0	0	0	0	0
Kemoatu, Maake	2	2	0	0	0	0	0	0	0
Suggs, Terrell	2	1	1	0	0	0	0	0	0
Johnson, Jarret	1	0	1	0	0	0	0	0	0
Knight, Tom	1	1	0	0	0	0	0	0	0
Williams, Chad	1	1	0	0	0	0	0	0	0

2003 SPECIAL TEAMS STATISTICS

FROM COACHES VIDEO

PLAYER	TT	SOLO	AS	FF	FR	BK
Smith, Musa	4	2	2	0	0	0
Morrow, Harold	3	1	2	0	0	0
Brightful, Lamont	1	1	0	0	0	0
Brown, Cornell	1	1	0	0	0	0
Demps, Will	1	1	0	0	0	0
Jones, Terry	1	1	0	0	0	0
Knight, Tom	1	1	0	0	0	0
Maese, Joe	1	1	0	0	0	0
Mughelli, Ovie	1	1	0	0	0	0
Scott, Bart	1	1	0	0	0	0
Franklin, Aubrayo	1	1	0	0	0	0



2004 STATISTICS

RESULTS AND ATTENDANCE

DATE	WON	LOST	SCORE	LOCATION	ATTENDANCE
09/12	L	3-20	at Cleveland	73,068	
09/19	W	30-13	Pittsburgh	69,859	
09/26	W	23-9	at Cincinnati	65,575	
10/04	L	24-27	Kansas City	69,827	
10/10	W	17-10	at Washington	90,287	
10/17			BYE WEEK		
10/24	W	20-6	Buffalo	69,809	
10/31	L	10-15	at Philadelphia	67,715	
11/07	W	27-13	Cleveland	69,781	
11/14	W	20-17 (OT)	at New York Jets	77,826	
11/21	W	30-10	Dallas	69,924	
11/28	L	3-24	at New England	68,756	
12/05	L	26-27	Cincinnati	69,695	
12/12	W	37-14	New York Giants	69,856	
12/19	L	10-20	at Indianapolis	57,240	
12/26	L	7-20	at Pittsburgh	64,227	
1/2/05	W	30-23	Miami	69,843	

TEAM STATISTICS

TEAM	RAVENS	OPPONENTS
TOTAL FIRST DOWNS	260	273
Rushing	103	88
Passing	135	158
Penalty	22	27
3rd Down: Made/Att	81/231	75/218
3rd Down Pct.	35.1	34.4
4th Down: Made/Att	4/15	2/8
4th Down Pct.	26.7	25.0
POSSESSION AVG.	29:36	30:24
TOTAL NET YARDS	4375	4803
Avg. Per Game	273.4	300.2
Total Plays	991	1009
Avg. Per Play	4.4	4.8
NET YARDS RUSHING	2063	1681
Avg. Per Game	128.9	105.1
Total Rushes	491	469
NET YARDS PASSING	2312	3122
Avg. Per Game	144.5	195.1
Sacked/Yards Lost	35/247	39/264
Gross Yards	2559	3386
Att./Completions	465/258	501/276
Completion Pct.	55.5	55.1
Had Intercepted	11	21
PUNTS/AVERAGE	97/40.6	94/40.1
NET PUNTING AVG.	97/34.6	94/33.1
PENALTIES/YARDS	94/894	101/798
FUMBLES/BALL LOST	26/12	23/13
TOUCHDOWNS	33	27
Rushing	11	9
Passing	13	14
Returns	9	4

SCORE BY PERIODS

	1	2	3	4	OT	PTS
RAVENS	63	89	75	87	3	317
Opponents	46	59	57	106	0	268

SCORING

PLAYER	TD	RU	PA	RT	K/PAT	FG	S	PTS
Stover	0	0	0	0	30/30	29/32	0	117
J. Lewis	7	7	0	0	0	0	0	42
Moore	4	0	4	0	0	0	0	26
Heap	3	0	3	0	0	0	0	18
Sams	3	1	0	2	0	0	0	18
Hymes	2	0	2	0	0	0	0	12
McAlister	2	0	0	2	0	0	0	12
Reed	2	0	0	2	0	0	0	12
C. Taylor	2	2	0	0	0	0	0	12
Boller	1	1	0	0	0	0	0	6
Dinkins	1	0	1	0	0	0	0	6
J. Johnson	1	0	0	1	0	0	0	6
K. Johnson	1	0	1	0	0	0	0	6
Jones	1	0	1	0	0	0	0	6
Sanders	1	0	0	1	0	0	0	6
Wilcox	1	0	1	0	0	0	0	6
Williams	1	0	0	1	0	0	0	6
RAVENS	33	11	13	9	30/30	29/32	0	317
Opponents	27	9	14	4	24/24	26/31	1	268

2-pt. Conversions: Moore, TEAM 1-3, Opponents 1-3

SACKS: Suggs 10.5, Thomas 8.0, Douglas 5.5, Weaver 4.0, Demps 2.5, Baxter 2.0, Reed 2.0, Williams 2.0, Gregg 1.5, R. Lewis 1.0, **TEAM 39.0, Opponents 35.0**

PASSING	ATT	COMP	YARDS	COMP%	YDS/ATT	TD	ID%	INT	INT%	LG	SACK/LOST	RATING
Boller	464	258	2559	55.6	5.52	13	2.8	11	2.4	57t	35/247	70.9
Hymes	1	0	0	0.0	0.00	0	0.0	0	0.0	0	0/0	39.6
RAVENS	465	258	2559	55.5	5.50	13	2.8	11	2.4	57t	35/247	70.7
Opponents	501	276	3386	55.1	6.76	14	2.8	21	4.2	76t	39/264	68.0

RUSHING

PLAYER	NO	YDS	AVG	LG	TD
J. Lewis	235	1006	4.3	75t	7
C. Taylor	160	714	4.5	47t	2
Boller	53	189	3.6	19	1
White	27	82	3.0	16	0
White	14	62	4.4	16	0
M. Smith	12	48	4.0	13	0
Ricard	10	36	3.6	14	0
Sams	4	19	4.8	8	1
K. Johnson	1	0	0.0	0	0
Stewart	1	-1	-1.0	-1	0
Sanders	1	-10	-10.0	-10	0
RAVENS	491	2063	4.2	75t	11
Opponents	469	1681	3.6	35t	9

RECEIVING

PLAYER	NO	YDS	AVG	LG	TD
K. Johnson	35	373	10.7	35	1
T. Taylor	34	421	12.4	47	0
C. Taylor	30	184	6.1	23	0
Heap	27	303	11.2	37	3
Hymes	26	323	12.4	57t	2
Wilcox	25	219	8.8	20	1
Moore	24	293	12.2	52	4
Jones	20	152	7.6	19	1
Ricard	11	39	3.5	8	0
J. Lewis	10	116	11.6	46	0
Dinkins	9	94	10.4	18	1
White	6	21	3.5	12	0
White	2	4	2.0	6	0
M. Smith	2	31	15.5	25	0
Darling	2	5	2.5	4	0
Sams	1	2	2.0	2	0
RAVENS	258	2559	9.9	57t	13
Opponents	276	3386	12.3	76t	14

INTERCEPTIONS

PLAYER	NO	YDS	AVG	LG	TD
Reed	9	358	39.8	106t	1
Williams	3	156	52.0	94	1
Sanders	3	87	29.0	48t	1
McAlister	1	51	51.0	51t	1
Baxter	1	33	33.0	33	0
Thomas	1	8	8.0	8	0
J. Johnson	1	6	6.0	6t	1
Weaver	1	1	1.0	1	0
Demps	1	0	0.0	0	0
RAVENS	21	700	33.3	106t	5
Opponents	11	172	15.6	71	0

PUNTING

PLAYER	NO	YDS	AVG	Net	TB	In	LG	Bk
Zastudil	73	2948	40.4	34.6	12	26	61	0
Murphy	18	777	43.2	36.6	2	6	54	0
Stewart	5	177	35.4	31.2	0	2	42	0
Stover	1	33	33.0	13.0	1	0	33	0
RAVENS	97	3935	40.6	34.6	15	34	61	0
Opponents	94	3767	40.1	33.1	2	24	59	0

PUNT RETURNS

PLAYER	Ret	FC	YDS	AVG	LG	TD
Sams	55	12	575	10.5	78t	2
Sanders	5	0	41	8.2	23	0
RAVENS	60	12	616	10.3	78t	2
Opponents	36	21	281	7.8	18	0

KICKOFF RETURNS

PLAYER	NO	YDS	AVG	LG	TD
Sams	59	1251	21.2	64	0
White	4	99	24.8	44	0
Dinkins	1	7	7.0	7	0
J. Johnson	1	6	6.0	6	0
RAVENS	61	1264	20.7	64	0
Opponents	65	1509	23.2	95t	2

FIELD GOALS

PLAYER	1-19	20-29	30-39	40-49	50+
Stover	2/2	9/9	7/8	35/247	0
RAVENS	2/2	9/9	7/8	9/10	0
Opponents	1/1	13/13	3/4	8/10	1/3

Stover: (42G)(35G,27G,34G)(21G)(50G)(33G)(24G,50N,19G)(44G)(44G,39G,43G,36G)(24G,42G)(50G)(22G)(20G,22G,38G,45G)(46G,44G,27G)(42G,31B)(44N)(25G,19G,33G)

Opponents: (37G,25G)(48N)(29G,47G,26G)(42G,38G)(26G)(24G,21G)(20G,41G,43G)(50G,29G)(20G)(19G,41N)(28G,40G,48G)(53N,41G,24G)(24G,33G,33N)(23G,40G)(33N)

2004 DEFENSIVE STATISTICS

FROM COACHES VIDEO

PLAYER	TT	SOLO	AS	SACKS	YDS	INT	YDS PD	FF	FR	BK
Lewis, Ray	200	122	78	1	9	0	0	3	1	2
Hartwell, Ed	141	83	58	0	0	0	0	0	1	0
Douglas, Marques	92	47	45	5.5	37.5	0	0	2	1	0
Gregg, Kelly	89	54	35	1.5	5.5	0	0	2	1	1
Reed, Ed	89	80	9	2	28	9	358	17	3	2
Baxter, Gary	86	78	8	2	8	1	33	14	2	0
Demps, Will	86	72	14	2.5	23.5	1	0	8	2	2
Thomas, Adalius	80	48	32	8	28	1	8	5	4	0
Suggs, Terrell	72	48	24	10.5	83.5	0	0	1	1	2
Weaver, Anthony	61	35	26	4	23	1	1	5	0	1
Kemoatu, Maake	48	27	21	0	0	0	0	0	0	0
McAlister, Chris*	44	38	6	0	0	1	51	8	0	2
Williams, Chad	32	31	1	2	18	3	158	6	0	0
Johnson, Jarret	30	17	13	0	0	1	6	1	0	1
Fuller, Corey	14	13	1	0	0	0	0	0	0	0
Walls, Ray	12	10	2	0	0	0	0	2	0	0
Brown, Cornell	10	6	4	0	0	0	0	0	0	0
Sanders, Deion	9	8	1	0	0	3	87	7	0	0
Franklin, Aubrayo	7	3	4	0	0	0	0	1	0	0
Slaughter, T.J.	7	4	3	0	0	0	0	0	0	0
Scott, Bart	5	3	2	0	0	0	0	0	0	0
Edwards, Dwan	4	1	3	0	0	0	0	0	0	0
Green, Roderick	1	1	0	0	0	0	0	0	0	0
Totals	1219	829	390	39.0	264.0	21	700	82	16	13

* McAlister recovered an Ed Reed fumble vs. Cin. (12/5) after Reed intercepted a pass

2004 SPECIAL TEAMS STATISTICS

FROM COACHES VIDEO

PLAYER	TT	SOLO	AS	FF	FR	BK
Morrow, Harold	21	15	6	0	0	0
Scott, Bart	17	10	7	0	1	0
Thomas, Adalius	16	15	1	0	0	0
Williams, Chad	14	10	4	0	0	0
Brown, Cornell	8	6	2	0	0	0
Slaughter, T.J.	8	7	1	1	0	0
Smith, Musa	8	8	0	0	0	0
Wilcox, Daniel	8	8	0	0	0	0
Fuller, Corey	7	5	2	0	0	0
Taylor, Chester	7	6	1	0	0	0
Walls, Ray	7	5	2	0	1	0
Green, Rod	5	4	1	0	0	0
Demps, Will	4	4	0	0	0	0
Dinkins, Darnell	3	2	1	0	0	0
White, Jamal	3	3	0	0	0	0
Maese, Jose	2	2	0	0	0	0
Maghelli, Ovie	2	2	0	0	0	0
Sams, B.J.	2	2	0	0	0	0
Hartwell, Ed	1	0	1	0	1	0
Richey, Wade	1	1	0	0	0	0
Totals	144	115	29	1	3	0

TOP THREE

SOLO	SACKS	FF	FR	PD
122 Ray Lewis	10.5 Terrell Suggs	4 Adalius Thomas	2 5 tied	17 Ed Reed
83 Ed Hartwell	8.0 Adalius Thomas	3 Ed Reed	1 3 tied	14 Gary Baxter
80 Ed Reed	5.5 Marques Douglas	2 2 tied		8 2 tied

2004 USUAL STARTING LINEUPS

OFFENSE	DEFENSE
WR 89 Travis Taylor	DE 98 Anthony Weaver
LT 75 Jonathan Ogden	NT 97 Kelly Gregg
LG 64 Edwin Mulitalo	DE 94 Marques Douglas
C 62 Casey Rabach	LOLB 55 Terrell Suggs
RT 66 Bennie Anderson	LILB 56 Edgerton Hartwell
RG 78 Orlando Brown	RILB 52 Ray Lewis
TE 86 Todd Heap/82 Terry Jones	ROLB 96 Adalius Thomas
WR 80 Randy Hymes	LCB 21 Chris McAlister
QB 7 Kyle Boller	RCB 28 Gary Baxter
RB 31 Jamal Lewis	SS 20 Ed Reed
FB 39 Alan Ricard	FS 47 Will Demps

2004 RAVENS COACHES

Brian Billick, Head Coach; **Matt Cavanaugh**, Offensive Coordinator; **Mike Nolan**, Defensive Coordinator; **Gary Zauner**, Special Teams Coordinator; **Jim Fassel**, Senior Consultant/Offense; **Jim Colletto**, Offensive Line; **Jedd Fisch**, Offensive Assistant; **Jeff FitzGerald**, Outside Linebackers; **Jeff Friday**, Strength and Conditioning; **Wade Harman**, Tight Ends/Asst. Offensive Line; **Johnnie Lynn**, Secondary; **Mike Pettine**, Defensive Assistant; **Paul Ricci**, Asst. Strength and Conditioning; **Rex Ryan**, Defensive Line; **David Shaw**, Wide Receivers; **Mike Singletary**, Inside Linebackers; **Matt Simon**, Running Backs; **Bennie Thompson**, Special Teams Assistant; **Dennis Thurman**, Secondary; **Phil Zacharias**, Defensive Assistant

2004 RAVENS HONOR ROLL

Pro Bowl: LB Ray Lewis (starter), CB Chris McAlister (starter), T Jonathan Ogden (starter), S Ed Reed (starter), LB Terrell Suggs

AP Defensive Player of the Year: S Ed Reed

All-Pro: LB Ray Lewis (AP-1st team, *FD*-1st team, *PFW*, *SI*, *TSN*), CB Chris McAlister (AP-2nd team, *FD*-1st team, *PFW*, T Jonathan Ogden (AP-2nd team, *PFW*, *FD*-1st team, *SI*, *TSN*), S Ed Reed (AP-1st team, *FD*-2nd team, *SI*, *TSN*)

Pro Football Weekly Defensive Most Valuable Player: S Ed Reed

Pro Football Weekly All-AFC: RB Jamal Lewis, T Jonathan Ogden, LB Ray Lewis, S Ed Reed, LB Adalius Thomas (ST)

Football Digest Defensive Player of the Year: S Ed Reed

Football Digest Assistant Coach of the Year: Defensive Coordinator Mike Nolan

NFL Players of the Month/Week: RS B.J. Sams (Oct.) – Special Teams, S Ed Reed (Nov.) – Defense, CB Deion Sanders (Week 7) – Defense, S Ed Reed (Week 9) – Defense, QB Kordell Stewart (Week 10) – Special Teams, QB Kyle Boller (Week 14) – Offense

Ravens Nest Lineman of the Year: DT Ma'ake Kemoatu

Ravens Roost Extra Effort Award: QB Kyle Boller

Ravens Roost Unsung Hero: C/G Casey Rabach

Ed Block Courage Award: T Orlando Brown

BALTIMORE RAVENS 2004 SEASON REVIEW

Record vs. AFC	9-7	vs. AFC North	3-3
Home	6-6	vs. NFC	3-1
On Grass	6-2	Away	3-5
Outdoors	1-4	On Artificial Turf	8-3
Leading at Halftime	9-6	Indoors	0-1
Tied at Halftime	6-1	Trailing at Halftime	3-3
Tied After 3 Quarters	0-3	Leading After 3 Quarters	7-1
Winning Coin Toss	4-4	Trailing After 3 Quarters	2-6
Decided by 7 Points or Less	3-3	Losing Coin Toss	5-3
When Scoring First	3-2	Decided By 3 Points or Less	1-2
Positive or Even Turnover Ratio	8-3	When Not Scoring First	6-5
Winning or even Penalty Ratio	5-6	Negative Turnover Ratio	1-4
With a 100-Yard Rusher	4-2	Losing Penalty Ratio	4-1
Without a 100-Yard Rusher	5-5	With a 100-Yard Receiver	0-0
When Allowing a 100-Yard Rusher	1-3	Without a 100-Yard Receiver	9-7
When Allowing a 100-Yard Receiver	4-2	When Not Allowing a 100-Yard Rusher	8-4
With a 300-Yard Passer	0-0	When Not Allowing a 100-Yard Receiver	6-5
Allowing a 300-Yard (net) Passer	0-1	Without a 300-Yard Passer	9-7
Overtime	1-0	Not Allowing a 300-Yard (net) Passer	9-6
		Presession	3-1



2005 STATISTICS

RESULTS AND ATTENDANCE

WON 6, LOST 10

09/11	L	7-24	INDIANAPOLIS	70,501
09/18	L	10-25	at Tennessee	69,149
09/25	BYE WEEK			
10/02	W	13-3	NY JETS	70,479
10/09	L	17-35	at Detroit	61,201
10/16	W	16-3	CLEVELAND	70,196
10/23	L	6-10	at Chicago	62,102
10/31	L	19-20	at Pittsburgh	64,178
11/06	L	9-21	CINCINNATI	70,540
11/13	L	3-30	at Jacksonville	66,107
11/20	W	16-13 OT	PITTSBURGH	70,601
11/27	L	29-42	at Cincinnati	65,680
12/04	W	16-15	HOUSTON	69,909
12/11	L	10-12	at Denver	75,651
12/19	W	48-3	GREEN BAY	70,604
12/25	W	30-23	MINNESOTA	70,246
1/1/06	L	16-20	at Cleveland	69,871

TEAM STATISTICS

TOTAL FIRST DOWNS

Rushing	97	79
Passing	163	161
Penalty	26	37
3rd Down: Made/Att	95/243	79/219
3rd Down Pct.	39.1	36.1
4th Down: Made/Att	11/19	4/12
4th Down Pct.	57.9	33.3

POSSESSION AVG.

RAVENS 30:22 **OPPONENT 29:38**

TOTAL NET YARDS

RAVENS 4693 **OPPONENT 4555**

Avg. Per Game 293.3 284.7

Total Plays 1056 998

Avg. Per Play 4.4 4.6

NET YARDS RUSHING

RAVENS 1605 **OPPONENT 1591**

Avg. Per Game 100.3 99.4

Total Rushes 452 431

NET YARDS PASSING

RAVENS 3088 **OPPONENT 2964**

Avg. Per Game 193.0 185.3

Sacked/Yards Lost 42/293 41/264

Gross Yards 3381 3228

Att./Completions 562/335 526/296

Completion Pct. 59.6 56.3

Had Intercepted 21 11

PUNTS/AVERAGE

RAVENS 86/42.8 **OPPONENT 89/40.5**

NET PUNTING AVG.

RAVENS 86/35.6 **OPPONENT 89/33.0**

PENALTIES/YARDS

RAVENS 139/1067 **OPPONENT 110/844**

FUMBLES/BALL LOST

RAVENS 28/15 **OPPONENT 27/14**

TOUCHDOWNS

RAVENS 25 **OPPONENT 30**

Rushing 5 8

Passing 17 18

Returns 3 4

SCORE BY PERIODS

RAVENS 1 2 3 4 OT PTS

RAVENS 50 77 44 91 3 265

Opponents 54 75 90 80 0 299

SCORING

TD RU PA RT K/PAT FG S PTS

Stover 0 0 0 0 23/23 30/34 0 113

Heap 7 0 7 0 0 0 0 42

J. Lewis 4 3 1 0 0 0 0 24

Clayton 3 1 2 0 0 0 0 18

Mason 3 0 3 0 0 0 0 18

Thomas 3 0 0 3 0 0 0 18

Hymes 2 0 2 0 0 0 0 12

Boller 1 1 0 0 0 0 0 6

Taylor 1 0 1 0 0 0 0 6

Wilcox 1 0 1 0 0 0 0 6

J. Green 0 0 0 0 0 0/1 0 2

Elling 0 0 0 0 0/0 0/1 0 0

RAVENS 25 5 17 3 23/23 30/35 0 265

Opponents 30 8 18 4 28/29 29/31 1 299

2-Pt. Conversions: J. Green, RAVENS 1-2; Opponents 1-1

SACKS: Thomas 9.0, Suggs 8.0, Polley 4.0, Scott 4.0, Boulware 2.5, Gregg 2.5, R. Green 2.0, Weaver 2.0, (group) 2.0, J. Johnson 1.5, Williams 1.5, Franklin 1.0, Kemoatu 1.0, R. Lewis 1.0

RAVENS 42.0; Opponents 42.0

PASSING

ATT COMP YARDS COMP% YDS/ATT TD TD% INT INT% LG SACK/LOST RATING

Boller 293 171 1799 58.4 6.14 11 3.8 12 4.1 47t 23/146 71.8

Wright 266 164 1582 61.7 5.95 6 2.3 9 3.4 48 19/147 71.7

Hymes 2 0 0 0.0 0.00 0 0.0 0 0.0 0 0/0 39.6

Clayton 1 0 0 0.0 0.00 0 0.0 0 0.0 0 0/0 39.6

RAVENS 562 335 3381 59.6 6.02 17 3.0 21 3.7 48 42/293 71.3

Opponents 526 296 3228 56.3 6.14 18 3.4 11 2.3 56 41/264 76.4

RUSHING

J. Lewis	269	906	3.4	25	3
Taylor	117	487	4.2	52	0
Wright	18	68	3.8	22	0
Boller	23	66	2.9	9	1
Clayton	8	33	4.1	11t	1
Stewart	4	24	6.0	13	0
White LG	6	17	2.8	5	0
White TM	6	17	2.8	5	0
J. Green	5	4	0.8	4	0
Sanders	1	0	0.0	0	0
Zastudil	1	0	0.0	0	0

RAVENS 452 1605 3.6 52 5

Opponents 431 1591 3.7 77t 8

RECEIVING

Mason	86	1073	12.5	39t	3
Heap	75	855	11.4	48	7
Clayton	44	471	10.7	47t	2
Taylor	41	292	7.1	20	2
J. Lewis	32	191	6.0	15t	1
Wilcox	20	154	7.7	17t	1
Hymes	11	132	12.0	21	2
J. Green	7	32	4.6	8	0
Dinkins	6	55	9.2	15	0
Moore	3	59	19.7	24	0
Mughelli	3	13	4.3	6	0
Mu. Smith	3	5	1.7	4	0
P. Johnson	2	31	15.5	19	0
Ricard	2	18	9.0	11	0

RAVENS 335 3381 10.1 48 17

Opponents 296 3228 10.9 56 18

INTERCEPTIONS

Sanders	2	57	28.5	33	0
Thomas	2	48	24.0	28	1
Suggs	2	38	19.0	38	0
Reed	1	23	23.0	23	0
Williams	1	14	14.0	14	0
Rolle	1	11	11.0	11	0
Polley	1	2	2.0	2	0
R. Lewis	1	0	0.0	0	0
McAlister	1	0	0.0	0	0

RAVENS 12 193 16.1 48 1

Opponents 21 256 12.2 37 3

PUNTING

Zastudil	84	3653	43.5	35.7	7	11	60	1
Elling	1	32	32.0	32.0	0	1	32	0

RAVENS 86 3685 42.8 35.6 7 12 60 1

Opponents 89 3605 40.5 33.0 12 30 61 0

PUNT RETURNS

Sams	33	10	401	12.2	51	0
Clayton	6	2	30	5.0	10	0
Sanders	0	1	0	---	---	0

RAVENS 39 13 431 11.1 51 0

Opponents 55 12 481 8.7 62t 1

KICKOFF RETURNS

Sams	44	998	22.7	87	0
Taylor	12	253	21.1	45	0
White LG	2	18	9.0	9	0
White TM	2	18	9.0	9	0
Dinkins	1	10	10.0	10	0
J. Green	1	10	10.0	10	0

RAVENS 60 1289 21.5 87 0

Opponents 62 1352 21.8 59 0

FIELD GOALS

Stover	1-19	20-29	30-39	40-49	50+
Elling	0/0	0/0	0/0	0/0	0/0

RAVENS 1/1 8/8 10/11 11/14 0/1

Opponents 0/0 12/12 9/9 8/10 0/0

Stover: (38N,47N,45N)(30)(42,25)(46)(39,27,38)(40,29)(22,43 N,40,49,47)(34,32,31)(41)(47,25,44)(38)(29)(23,40)(37,38,19)

Opponents: (20)(39,29,47)(21)(0)(24)(23,47N)(42,37)(48N)

(48,33,26)(44,37)(26,31)(39,26,22,29,39)(47,48)(27)(36,40,46)

(21,39)

2005 DEFENSIVE STATISTICS

FROM COACHES VIDEO

PLAYER	TT	SOLO	AS	YDS			RET.			
				SACKS	LOST	INT	YDS	PD	FF	FR
Polley, Tommy	134	95	39	4	29	0	0	2	2	1
Scott, Bart	119	77	42	4	24.5	0	0	5	1	1
Thomas, Adaluis	104	70	34	9	75	2	48	9	3	4
Gregg, Kelly	102	61	41	2.5	15	0	0	4	0	0
Suggs, Terrell	86	65	21	8	65.5	2	38	3	6	1
Lewis, Ray	77	47	30	1	1	1	0	3	0	1
Demps, Will	70	56	14	0	0	0	0	3	0	2
Kemoatu, Maake	70	44	26	1	2	0	0	0	0	1
Johnson, Jarret	61	37	24	1.5	4	0	0	2	0	1
McAlister, Chris	53	47	6	0	0	1	0	20	1	0
Williams, Chad	47	34	13	1.5	12	1	14	3	2	0
Weaver, Anthony	46	35	11	2	11	0	0	2	0	1
Rolle, Samari	45	40	5	0	0	1	11	14	1	0
Reed, Ed	40	36	4	0	0	1	23	12	0	0
Sanders, Deion	40	30	10	0	0	2	57	7	0	0
Edwards, Dwan	38	23	15	0	0	0	0	0	0	0
Franklin, Aubrayo	34	18	16	1	1	0	0	1	0	0
Carter, Dale	18	17	1	0	0	0	0	1	0	0
Boulware, Peter	15	6	9	2.5	18	0	0	1	0	0
Green, Roderick	4	4	0	0	2	4	0	0	0	0
Ward, B.J.	4	4	0	0	0	0	0	0	0	1
Totals	1207	846	361	42	262	11	191	92	16	14

2005 SPECIAL TEAMS STATISTICS

FROM COACHES VIDEO

PLAYER	TT	SOLO	AS	FF	FR	BK
Wilcox, Daniel	18	12	6	0	1	0
Green, Roderick	17	12	5	0	1	0
Ward, B.J.	17	11	6	1	0	0
Mughelli, Ovie	16	15	1	0	0	0
Scott, Bart	15	12	3	2	0	0
Taylor, Chester	13	10	3	0	0	0
Williams, Chad	12	10	2	0	0	0
Carter, Dale	10	10	0	1	0	0
Dinkins, Darnell	10	9	1	0	0	0
Katula, Matt	10	7	3	0	0	0
Demps, Will	7	3	4	0	0	0
Green, Justin	4	3	1	0	0	0
Thomas, Adaluis	4	4	0	0	0	0
Polley, Tommy	3	1	2	0	0	0
Clayton, Mark	2	2	0	0	0	0
Haley, Dennis	2	2	0	0	0	0
Oglesby, Evan	2	1	1	0	0	0
Smith, Mike	2	1	1	0	0	0
Smith, Musa	2	2	0	0	0	0
Elling, Aaron	1	1	0	0	0	0
Nelson, Jim	1	1	0	0	0	0
Stover, Matt	1	1	0	0	0	0
Woodfin, Zac	1	1	0	0	0	0
Zastudil, Dave	1	1	0	0	0	0
Totals	171	132	39	4	2	0

TOP THREE

SOLO	SACKS	FF	FR	PD
95 Tommy Polley	9 Adaluis Thomas	6 Terrell Suggs	4 Adaluis Thomas	20 Chris McAlister
77 Bart Scott	8 Terrell Suggs	3 Adaluis Thomas	2 Will Demps	14 Samari Rolle
70 Adaluis Thomas	4 2 Tied	2 2 Tied	1 8 Tied	12 Ed Reed

2005 USUAL STARTING LINEUPS

OFFENSE		DEFENSE	
WR 89 Mark Clayton	LDE 98 Anthony Weaver		
LT 75 Jonathan Ogden	DT 97 Kelly Gregg		
LG 64 Edwin Mulitalo	NT 92 Maake Kemoatu		
C 62 Mike Flynn	RDE 55 Terrell Suggs		
RG 68 Keydrick Vincent	MLB 96 Adaluis Thomas		
RT 77 Orlando Brown	MLB 50 Tommy Polley		
TE 86 Todd Heap	RLB 57 Bart Scott		
WR 85 Derrick Mason	LCB 21 Chris McAlister		
QB 7 Kyle Boller	RCB 22 Samari Rolle		
RB 31 Jamal Lewis	SS 20 Ed Reed		
FB 34 Ovie Mughelli	FS 47 Will Demps		

2005 RAVENS COACHES

Brian Billick, Head Coach; **Jim Fassel**, Offensive Coordinator; **Rex Ryan**, Defensive Coordinator; **Gary Zauner**, Special Teams Coordinator; **Clarence Brooks**, Defensive Line; **John Fassel**, Offensive Assistant; **Jedd Fisch**, Asst. Quarterbacks/Wide Receivers; **Jeff FitzGerald**, Linebackers; **Chris Foerster**, Asst. Head Coach/Offensive Line; **Jeff Friday**, Strength and Conditioning; **Wade Harman**, Tight Ends/Asst. Offensive Line; **Johnnie Lynn**, Secondary; **Rick Neuheisel**, Quarterbacks; **Mike Pettine**, Outside Linebackers; **Paul Ricci**, Asst. Strength and Conditioning; **David Shaw**, Wide Receivers; **Matt Simon**, Running Backs; **Bennie Thompson**, Asst. Special Teams; **Dennis Thurman**, Secondary

2005 RAVENS HONOR ROLL

Pro Bowl: LT Jonathan Ogden (starter); TE Todd Heap and S Ed Reed (alternates)

FedEx Air Player of the Week: QB Kyle Boller (Week 16)

Pro Football Weekly/PFWA All-Rookie Team: WR Mark Clayton

The Sporting News All-Pro: PR B.J. Sams

USA Today All-Joe Team: DT Kelly Gregg

NFL Players of the Week: K Matt Stover (Week 11) – Special Teams; LB Terrell Suggs (Week 13) – Defense

Ravens Nest Player of the Year: LB Bart Scott

Ravens Roost Extra Effort Award: DE Jarret Johnson

Ravens Roost Unsung Hero: LB Adaluis Thomas


Ed Block Courage Award: CB Dale Carter

BALTIMORE RAVENS 2005 SEASON REVIEW


Record	6-10	vs. AFC North	2-4
vs. AFC	4-8	vs. NFC	2-2
Home	6-2	Away	0-8
On Grass	0-6	On Artificial Turf	6-4
Outdoors	6-9	Indoors	0-1
Leading at Halftime	5-1	Trailing at Halftime	1-8
Tied at Halftime	0-1	Leading After 3 Quarters	5-0
Tied After 3 Quarters	0-0	Trailing After 3 Quarters	1-10
Winning Coin Toss	3-5	Losing Coin Toss	3-5
Decided by 7 Points or Less	3-4	Decided By 3 Points or Less	2-2
When Scoring First	4-4	When Not Scoring First	1-6
Positive or Even Turnover Ratio	4-4	Negative Turnover Ratio	2-6
Winning or Even Penalty Ratio	3-2	Losing Penalty Ratio	3-8
With a 100-Yard Rusher	1-1	With a 100-Yard Receiver	2-1
Without a 100-Yard Rusher	5-9	Without a 100-Yard Receiver	4-9
When Allowing a 100-Yard Rusher	0-4	When Not Allowing a 100-Yard Rusher	5-7
When Allowing a 100-Yard Receiver	0-3	When Not Allowing a 100-Yard Receiver	6-7
With a 300-Yard Passer	0-0	Without a 300-Yard Passer	6-10
Allowing a 300-Yard (net) Passer	0-1	Not Allowing a 300-Yard (net) Passer	6-9
Overtime	1-0	Preseason	2-2



ED
REED



**TODD
HEAP**



BALTIMORE RAVENS CAREER LEADERS

ALL-TIME SCORING

RANK	NAME	(RUN)	TD PASS	(RET)	PAT		FG		S	TOTAL
					(MADE)	(ATT)	(MADE)	(ATT)		
1	Stover, Matt 1996-2006	0	0	0	335	336	300	353	0	1,235
2	Lewis, Jamal 2000-06*	45	2	0	0	0	0	0	0	284
3	Heap, Todd 2001-06****	0	26	0	0	0	0	0	0	166
4	Lewis, Jermaine 1996-2001	0	16	6	0	0	0	0	0	132
5	Jackson, Michael 1996-98***	0	18	0	0	0	0	0	0	114
6	Alexander, Derrick 1996-97*	0	18	0	0	0	0	0	0	110
	Ismail, Qadry 1999-2001*	0	18	0	0	0	0	0	0	110
8	Taylor, Travis 2000-04	10	15	0	0	0	0	0	0	90
9	Holmes, Byron 1997-2000	8	1	0	0	0	0	0	0	66
10	Morris, Byron "Bam" 1996-97	8	1	0	0	0	0	0	0	54
11	Clayton, Mark 2005-06	1	7	0	0	0	0	0	0	48
	Johnson, Patrick 1998-2001, 2005	0	7	1	0	0	0	0	0	48
13	Turner, Floyd 1996, 98**	0	7	0	0	0	0	0	0	46
14	Reed, Ed 2002-06	0	0	7	0	0	0	0	1	44
	Taylor, Chester 2002-05*	4	3	0	0	0	0	0	0	44
16	McAlister, Chris 1999-2006	0	0	7	0	0	0	0	0	42
	Green, Eric 1996-98	0	7	0	0	0	0	0	0	42
	Rhett, Errict 1998-99	5	2	0	0	0	0	0	0	42
	Sharpe, Shannon 2000-01	0	7	0	0	0	0	0	0	42
	Stokley, Brandon 1999-2002	0	7	0	0	0	0	0	0	42
21	Robinson, Marcus 2003	0	6	0	0	0	0	0	0	36
22	Moore, Clarence 2004-06*	0	5	0	0	0	0	0	0	32
	Byner, Earnest 1996-97*	4	1	0	0	0	0	0	0	32
	Thomas, Adalius 2000-06	0	0	5	0	0	0	0	1	32
25	Mason, Derrick 2005-06	0	5	0	0	0	0	0	0	30
	Wilcox, Daniel 2004-06	0	5	0	0	0	0	0	0	30
	Jones, Terry 2002-05	0	5	0	0	0	0	0	0	30
	Brookins, Jason, 2001	5	5	0	0	0	0	0	0	30
	Woodson, Rod 1998-2001	0	0	5	0	0	0	0	0	30
30	Armour, Justin 1999	0	4	0	0	0	0	0	0	24
	Ayanbadejo, Obafemi 2000-01	2	2	0	0	0	0	0	0	24
	Hymes, Randy 2002-05	0	4	0	0	0	0	0	0	24
	Ricard, Alan 2001-05	2	0	2	0	0	0	0	0	24
34	Sams, B.J. 2004-06	1	0	2	0	0	0	0	0	18
	Allen, Terry 2001	3	0	0	0	0	0	0	0	18
	Case, Stoney 1999	3	0	0	0	0	0	0	0	18
38	Williams, Chad 2002-05	0	0	3	0	0	0	0	0	18
	Testaverde, Vinny 1996-97*	2	0	0	0	0	0	0	0	14
39	Boller, Kyle 2003-06	2	0	0	0	0	0	0	0	12
	Ogden, Jonathan 1996-2006	0	2	0	0	0	0	0	0	12
	Smith, Musa 2003-06	2	0	0	0	0	0	0	0	12
	Williams, Demetrius 2006	0	2	0	0	0	0	0	0	12
	Gash, Sam 2000-02	0	2	0	0	0	0	0	0	12
	Graham, Jay 1997-99	2	0	0	0	0	0	0	0	12
	Johnson, Ron 2002-03	0	1	1	0	0	0	0	0	12
	Harris, Corey 1998-2001	0	0	2	0	0	0	0	0	12
	Kinchen, Brian 1996-98	0	2	0	0	0	0	0	0	12
	Mughelli, Ovie 2003-06	0	2	0	0	0	0	0	0	12
	Potts, Roosevelt 1998	0	2	0	0	0	0	0	0	12
50	Lewis, Ray 1996-2006	0	0	1	0	0	0	0	1	8
	Evans, Chuck 1999-2000*	0	1	0	0	0	0	0	0	8
52	Anderson, Mike 2006	1	0	0	0	0	0	0	0	6
	Johnson, Jarret 2003-06	0	0	1	0	0	0	0	0	6
	Landry, Dawan 2006	0	0	1	0	0	0	0	0	6
	McNair, Steve 2006	1	0	0	0	0	0	0	0	6
	Prude, Ronnie 2006	0	0	1	0	0	0	0	0	6
	Arvie, Herman 1996	0	1	0	0	0	0	0	0	6
	Blake, Jeff 2002	1	0	0	0	0	0	0	0	6
	Brightful, Lamont 2002-03	0	0	1	0	0	0	0	0	6
	Caldwell, Mike 1996	0	0	1	0	0	0	0	0	6
	Cotton, Kenyon 1997-98	1	0	0	0	0	0	0	0	6
	Cunningham, Randall 2001	1	0	0	0	0	0	0	0	6
	DeLong, Greg 1999	0	1	0	0	0	0	0	0	6
	Dinkins, Darnell 2004-05	0	1	0	0	0	0	0	0	6
	Grbac, Elvis 2001	1	0	0	0	0	0	0	0	6
	Johnson, Kevin 2004	0	1	0	0	0	0	0	0	6
	Jones, James 1996-98	0	1	0	0	0	0	0	0	6
	Jones, John 2000-03	0	1	0	0	0	0	0	0	6
	Langham, Antonio 1996-97	0	0	1	0	0	0	0	0	6
	Roe, James 1996-98	0	1	0	0	0	0	0	0	6
	Sanders, Deion 2004-05	0	0	1	0	0	0	0	0	6
	Sharper, Jamie 1997-2001	0	0	1	0	0	0	0	0	6
	Starks, Duane 1998-2001	0	0	1	0	0	0	0	0	6
	Williams, Calvin 1996	0	1	0	0	0	0	0	0	6
75	Team (team safety)	0	0	0	0	0	0	2	4	2
76	Richey, Wade 2003-04	0	0	0	0	1	2	0	0	3
77	Green, Justin 2005-06*	0	0	0	0	0	0	0	0	2
	Burnett, Rob 1996-2001	0	0	0	0	0	0	1	0	2
	Coates, Ben 2000*	0	0	0	0	0	0	0	0	2
	Gardner, Carwell 1996*	0	0	0	0	0	0	0	0	2
	McCrary, Michael 1997-2002	0	0	0	0	0	0	1	0	2

* incl. one 2-point conversion **incl. two 2-point conv. ***incl. three 2-point conv. ****incl. five 2-point conv.

BALTIMORE RAVENS CAREER LEADERS

TOP 10 RUSHING BY YARDS

RANK	NAME	ATT	YDS	AVG	LG	TD
1	Lewis, Jamal 2000-06	1,822	7,801	4.3	82t	45
2	Holmes, Priest 1997-2000	459	2,102	4.6	72	10
3	Taylor, Chester 2002-05	373	1,599	4.3	52	4
4	Morris, Byron "Bam" 1996-97	376	1,511	4.0	25	8
5	Rhett, Errict 1998-99	280	1,032	3.7	52t	5
6	Byner, Earnest 1996-97	243	947	3.9	42	4
7	Allen, Terry 2001	168	658	3.9	26	3
8	Brookins, Jason 2001	151	551	3.6	25	5
9	Graham, Jay 1997-99	116	408	3.5	19	2
10	Boller, Kyle 2003-06	128	351	2.7	19	2

TOP 10 RECEIVERS BY YARDAGE

RANK	NAME	NO	YDS	AVG	LG	TD
1	Heap, Todd 2001-06	316	3,658	11.6	48	26
2	Taylor, Travis 2000-04	204	2,758	13.5	73t	15
3	Ismail, Qadry 1999-2001	191	2,819	14.8	77t	18
4	Jackson, Michael 1996-98	183	2,596	14.2	86t	18
5	Lewis, Jamal 2000-06	160	1,365	8.5	77t	2
6	Mason, Derrick 2005-06	154	1,823	11.8	39t	5
7	Sharpe, Shannon 2000-01	140	1,621	11.6	59t	7
8	Lewis, Jermaine 1996-2001	136	1,984	14.6	73t	16
9	Alexander, Derrick 1996-97	127	2,108	16.6	92	18
10	Green, Eric 1996-98	114	1,173	10.3	56	7

TOP 10 RECEIVERS BY RECEPTIONS

RANK	NAME	NO	YDS	AVG	LG	TD
1	Heap, Todd 2001-06	316	3,658	11.6	48	26
2	Ismail, Qadry 1999-2001	191	2,819	14.8	77t	18
3	Taylor, Travis 2000-04	204	2,758	13.5	73t	15
4	Jackson, Michael 1996-98	183	2,596	14.2	86t	18
5	Alexander, Derrick 1996-97	127	2,108	16.6	92	18
6	Lewis, Jermaine 1996-2001	136	1,984	14.6	73t	16
7	Mason, Derrick 2005-06	154	1,823	11.8	39t	5
8	Sharpe, Shannon 2000-01	140	1,621	11.6	59t	7
9	Clayton, Mark 2005-06	111	1,410	12.7	87t	7
10	Lewis, Jamal 2000-06	160	1,365	8.5	77t	2

ALL-TIME INTERCEPTIONS LEADERS

RANK	NAME	NO	YDS	AVG	LG	TD
1	Reed, Ed 2002-06	27	750	27.8	106t*	3
2	Lewis, Ray 1996-2006	23	386	16.8	64	1
3	McAlister, Chris 1999-2006	22	458	20.8	98t	5
4	Starks, Duane 1998-2001	20	196	11.7	64	1
	Woodson, Rod 1998-2001	20	380	19.0	66t	5
6	Langham, Antonio 1996-97	8	99	12.4	40t	1
	Williams, Chad 2002-05	8	320	40.0	98t	3
8	Thomas, Adalius 2000-06	6	120	20.0	32	2
9	Landry, Dawan 2006	5	101	20.2	37	1
	Baxter, Gary 2001-04	5	74	14.8	34	0
	Harris, Corey 1998-2001	5	69	13.8	42	1
	Moore, Stevon 1996-99	5	66	13.2	38	0
	Sanders, Deion 2004-05	5	144	28.8	48t	1
	Staten, Ralph 1997-98	5	37	7.4	14	0
	Turner, Eric 1996	5	1	0.2	1	0

* NFL Record



BALTIMORE RAVENS CAREER LEADERS

ALL-TIME PUNTING

RANK	NAME	NO	YDS	AVG	TB	In 20	LG	BK
1	Richardson, Kyle 1998-2001	364	15,069	41.4	35	128	67	5
2	Zastudil, Dave 2002-05	327	13,618	41.6	32	89	67	3
3	Montgomery, Greg 1996-97	151	6,520	43.2	7	47	67	1
4	Koch, Sam 2006	86	3,695	43.0	3	30	61	0
5	Murphy, Nick 2004	18	777	43.2	2	6	54	0
6	Stewart, Kordell 2004-05	5	177	35.4	0	2	42	0
7	Stover, Matt 1996-2006	3	100	33.3	2	1	34	0
8	Elling, Aaron 2005	1	32	32.0	0	1	32	0
9	Boller, Kyle 2003-06	1	29	29.0	0	0	29	0

TOP 10 PUNT RETURNERS

RANK	NAME	NO	FC	YDS	AVG	LG	TD
1	Lewis, Jermaine 1996-2001	231	72	2,730	11.8	89t	6
2	Sams, B.J. 2004-06	117	26	1,283	11.0	78t	2
3	Brightful, Lamont 2002-03	60	30	592	9.9	95t	1
4	McAlister, Chris 1999-2006	22	5	166	7.5	28	0
5	Roe, James 1996-98	17	2	159	9.4	19	0
6	Ross, Cory 2006	13	3	37	2.8	9	0
7	Starks, Duane 1998-2001	9	1	135	15.0	47	0
8	Clayton, Mark 2005-06	6	2	30	5.0	10	0
	Ethridge, Ray 1996-97	6	1	24	4.0	16	0
10	Reed, Ed 2002-06	5	3	33	6.6	19	0
	Sanders, Deion 2004-05	5	1	41	8.2	23	0

TOP 10 KICKOFF RETURNERS

RANK	NAME	NO	YDS	AVG	LG	TD
1	Lewis, Jermaine 1996-2001	139	3,153	22.7	76	0
2	Sams, B.J. 2004-06	133	3,021	22.7	87	0
3	Harris, Corey 1998-2001	123	2,950	24.0	95t	1
4	Brightful, Lamont 2003	63	1,417	22.5	75	0
5	Taylor, Chester 2002-05	45	937	20.8	54	0
6	Baldwin, Randy 1996	20	405	20.3	34	0
7	Johnson, Patrick 1998-2001, 2005	18	438	24.3	97t	1
8	Tate, Robert 2002	17	356	20.9	64	0
9	Roe, James 1996-98	11	229	20.8	33	0
10	Ethridge, Ray 1996-97	10	208	20.8	29	0

TOP 10 COMBINED YARDAGE

RANK	NAME	NO	YDS	AVG	TD
1	Lewis, Jamal 2000-06	1,982	9,166	4.6	47
2	Lewis, Jermaine 1996-2001	532	8,001	15.0	22
3	Sams, B.J. 2004-06	255	4,325	17.0	3
4	Heap, Todd 2001-06	323	3,717	11.5	26
5	Taylor, Chester 2002-05	523	3,273	6.3	7
6	Taylor, Travis 2000-04	233	2,982	12.8	15
7	Harris, Corey 1998-2001	123	2,950	24.0	1
8	Ismail, Qadry 1999-2001	198	2,929	14.8	18
9	Holmes, Priest 1997-2000	551	2,738	4.9	11
10	Jackson, Michael 1996-98	183	2,596	14.2	18



BALTIMORE
RAVENS.COM

BALTIMORE RAVENS CAREER LEADERS

ALL-TIME PASSERS BY YARDAGE

RANK	NAME	ATT.	COMP.	PCT.	YARDS	AVG./ ATT.	PCT TD	PCT INT.	PCT INT.	SACKS/ YDS. LOST	RATING		
1	Testaverde, Vinny 1996-97	1,019	596	58.5	7,148	7.01	51	5.0	34	3.3	86t	54/399	82.8
2	Boller, Kyle 2003-06	1,036	578	55.8	6,103	5.89	36	3.5	34	3.3	77t	78/501	71.0
3	Banks, Tony 1999-2000	594	319	53.7	3,714	6.25	25	4.2	16	2.7	76t	53/342	75.7
4	McNair, Steve 2006	468	295	63.0	3,050	6.52	16	3.4	12	2.6	87t	14/84	82.5
5	Grbac, Elvis 2001	467	265	56.7	3,033	6.49	15	3.2	18	3.9	77t	28/215	71.1
6	Wright, Anthony 2002-05	444	258	58.1	2,781	6.26	15	3.4	17	3.8	64	38/272	71.9
7	Zeier, Eric 1996-98	318	184	57.9	2,367	7.44	12	3.8	5	1.6	92	39/262	87.3
8	Blake, Jeff 2002	295	165	55.9	2,084	7.06	13	4.4	11	3.7	77t	30/203	77.3
9	Harbaugh, Jim 1998	293	164	56.0	1,839	6.28	12	4.1	11	3.8	66t	23/145	72.9
10	Dilfer, Trent 2000	226	134	59.3	1,502	6.65	12	5.3	11	4.9	59t	23/135	76.6
11	Redman, Chris 2000-03	198	106	53.5	1,111	5.61	7	3.5	5	2.5	36	17/113	71.3
12	Case, Stoney 1999	170	77	45.3	988	5.81	3	1.8	8	4.7	54t	17/116	50.3
13	Cunningham, Randall 2001	89	54	60.7	573	6.44	3	3.4	2	2.2	30	12/66	81.3
14	Mitchell, Scott 1999	56	24	42.9	236	4.21	1	1.8	4	7.1	28t	6/30	31.5
15	Lewis, Jermaine 1996-2001	1	1	100.0	3	3.00	0	0.0	0	0.0	3	0/0	79.2
16	Richardson, Wally 1997-98	2	1	50.0	1	0.50	0	0.0	0	0.0	1	0/0	56.3
17	Clayton, Mark 2005-06	2	0	0.0	0	0.00	0	0.0	0	0.0	0	0.0	39.6
	Heap, Todd 2001-06	1	0	0.0	0	0.00	0	0.0	0	0.0	0	0.0	39.6
	Holmes, Priest 1997-2000	1	0	0.0	0	0.00	0	0.0	1	100.0	0	0/0	0.0
	Hymes, Randy 2002-05	3	0	0.0	0	0.00	0	0.0	0	0.0	0	0/0	39.6
	Zastudil, Dave 2002-05	1	0	0.0	0	0.00	0	0.0	0	0.0	0	0/0	39.6
22	Richardson, Kyle 1997-2001	1	1	100.0	(-11)-11.00	0	0.0	0	0.0	0.0	-11	0/0	79.2



Entering 2007, after just 1 season at the helm of Baltimore's passing attack, QB Steve McNair already ranks 4th on the franchise's all-time passing yards list with 3,050 yards. In 2006, he connected on 295 of 468 passes, good for a 63.0 completion percentage, the best mark in team single-season history. McNair also holds the Ravens' record for longest TD pass (87 yards to WR Mark Clayton at KC, 12/10/06).

BALTIMORE RAVENS INDIVIDUAL RECORDS

SERVICE

Most Seasons

- 11 **Ray Lewis** (1996-2006)
- Jonathan Ogden** (1996-2006)
- Matt Stover** (1996-2006)
- 9 **Mike Flynn** (1997-2006)
- 8 **Chris McAlister** (1999-2006)
- Edwin Mulitalo (1998-2006)
- Peter Boulware (1997-2003; 2005)

Most Consecutive Starts

- 73 Michael McCrary (1997-2001)
- 73 Jamie Sharper (1997-2001)
- 64 Rod Woodson (1998-2001)
- 58 **Jonathan Ogden** (2000-03)
- 57 Rob Burnett (1998-2001)

Most Games Played

- 175 **Matt Stover** (1996-2006)
- 166 **Jonathan Ogden** (1996-2006)
- 148 **Ray Lewis** (1996-2006)

Most Consecutive Games Played

- 111 Peter Boulware (1997-2003)
- 97 **Matt Stover** (1996-2002)
- 80 Jamie Sharper (1997-2001)
- 78 **Matt Stover** (2002-present)

SCORING

Most Points Scored

Career

- 1,235 **Matt Stover** (335 PATs, 300 FG), 1996-2006
- 284 Jamal Lewis (47 TDs, 1 2pt), 2000-06
- 166 **Todd Heap** (26 TDs, 5 2pts), 2001-06

Season

- 135 **Matt Stover** (30 PATs, 35 FGs), 2000
- 134 **Matt Stover** (35 PATs, 33 FGs), 2003
- 121 **Matt Stover** (37 PATs, 28 FGs), 2006

Game

- 24 Marcus Robinson (vs. Sea., 11/23/03), 4 TDs
- 18 Jamal Lewis (twice, vs. ATL, 11/19/06; vs. Cin., 12/7/03), 3 TDs
- Matt Stover** (at Ten., 9/21/97), 5 FGs, 3 PATs
- Qadry Ismail (at Pit., 12/12/99), 3 TDs
- Jermaine Lewis (vs. Sea., 12/7/97), 3 TDs
- Michael Jackson (vs. Hou., 12/22/96), 3 TDs

Most Points By A Rookie

Season

- 38 Jamal Lewis (2000), 6 TDs, 1 (2-pt.)
- 26 **Clarence Moore** (2004), 4 TDs, 1 (2-pt.)
- 18 **Mark Clayton** (2005), 3 TDs
- B.J. Sams** (2004), 3 TDs
- Travis Taylor (2000), 3 TDs

Game

- 12 **Clarence Moore** (twice, 12/12/04 vs. NYG; 11/14/04 at NYJ)
- Jamal Lewis (11/26/00 vs. Cle.)
- Travis Taylor (9/10/00 vs. Jax.)

Most Consecutive Games Scoring

- 78 **Matt Stover** 2002 through present

Most TDs

Career

- 47 Jamal Lewis (2000-06), 45 rush, 2 rec.
- 26 **Todd Heap** (2001-06), 26 rec.
- 22 Jermaine Lewis (1996-2001), 16 rec., 6 PRs

Season

- 14 Jamal Lewis (2003), 14 rush
- Michael Jackson (1996), 14 rec.
- 9 Jamal Lewis (2006), 9 rush
- Derrick Alexander (1996, 1997), 9 rec.

Game

- 4 Marcus Robinson (vs. Sea., 11/23/03), 4 rec.
- 3 Jamal Lewis (twice, vs. Atl., 11/19/06; vs. Cin., 12/7/03), 3 TDs
- Qadry Ismail (12/12/99 at Pit.), 3 rec.
- Jermaine Lewis (12/7/97 vs. Sea.), 2 PR, 1 rec.
- Michael Jackson (12/22/96 vs. Hou.), 3 rec.

Most TDs, Rookie Season

- 6 Jamal Lewis (2000), 6 rush
- 4 **Clarence Moore** (2004), 4 rec.

Most Consecutive Games Scoring a TD

- 5 Michael Jackson, 1996 (games 7-11)
- 4 Jamal Lewis, 2003 (games 1-4)

Most (Kicking) PAT Attempted

Career

- 336 **Matt Stover** (1996-2006)

Season

- 37 **Matt Stover** (2006)

Game

- 6 **Matt Stover** (12/19/05 vs. GB)
- 5 **Matt Stover** (6 times, last 10/29/06 at NO)

Most (Kicking) PAT Made

Career

- 335 **Matt Stover** (1996-2006)

Season

- 37 **Matt Stover** (2006)

Game

- 6 **Matt Stover** (12/19/05 vs. GB)
- 5 **Matt Stover** (6 times, last 10/29/06 at NO)

Most Consecutive (Kicking) PAT

- 321 **Matt Stover** (10/27/96 through present)

Highest (Kicking) PAT Percentage

Career (min. 30 att.)

- .996 **Matt Stover** (1996-2006, 335 of 336)

Most 2-Point Conversions

Career

- 5 **Todd Heap** (2001-06)
- 3 Michael Jackson (1996-98)

Season

- *4 **Todd Heap** (2003)
- 2 Floyd Turner (1998)
- Michael Jackson (1996)

Game

- **2 Michael Jackson (10/6/96 vs. NE), 2 rec.

Most Field Goals Attempted

Career

- 353 **Matt Stover** (1996-2006)

Season

- 39 **Matt Stover** (2000)

Game

- 6 **Matt Stover** (9/21/97 at Ten.)

Most Field Goals Made

Career

- 300 **Matt Stover** (1996-2006)

* NFL Record

** Ties NFL Record

BALTIMORE RAVENS INDIVIDUAL RECORDS

Season

35 **Matt Stover** (2000)

Game

5 **Matt Stover** (10/8/00 at Jax.)
Matt Stover (12/26/99 vs. Cin.)
Matt Stover (9/21/97 at Ten.)

Most Consecutive Field Goals Made

36 **Matt Stover** (10/31/05-11/19/06)
 22 **Matt Stover** (11/7/99-9/17/00)

Most Field Goals, 1 Quarter

3 **Matt Stover** (9/17/06 vs. Oak. - 1st qrt)
Matt Stover (10/31/05 at Pit. - 4th qrt)
Matt Stover (11/7/04 vs. Cle. - 2nd qrt)
Matt Stover (10/26/03 vs. Den. - 2nd qrt)
Matt Stover (1/7/02 vs. Min. - 2nd qrt)
Matt Stover (12/26/99 vs. Cin. - 2nd qrt)
Matt Stover (11/24/96 vs. Jax. - 2nd qrt)

Most Consecutive Games Scoring Field Goals

*38 **Matt Stover** (10/31/99 -12/16/01)

Longest Field Goal

56 Wade Richey (9/14/03 vs. Cle.)
 52 **Matt Stover** (9/24/06 at Cle.)
 51 **Matt Stover** (10/13/02 at Ind.)
Matt Stover (10/29/00 vs. Pit.)
Matt Stover (10/15/00 at Was.)

Longest Field Goal Attempted

56 Wade Richey (9/14/03 vs. Cle.)
 55 J.R. Jenkins (9/15/02 vs. TB)
 54 **Matt Stover** (twice on 9/12/99 at STL)
 54 Aaron Elling (11/27/05 at Cin.)

Highest Field Goal Percentage

Career (Min. 50 att.)

85.0 **Matt Stover** (1996-2006), 300 of 353

Season (Min. 16 att.)

93.3 **Matt Stover** (2006), 28-30

Most Safeties

Career

1 **Ray Lewis** (1996-2006)
Ed Reed (2002-06)
 Rob Burnett (1996-2001)
 Michael McCrary (1997-2002)
 Adalius Thomas (2000-06)

Season

1 **Ray Lewis** (1999)
Ed Reed (2006)
 Adalius Thomas (2006)
 Michael McCrary (2000)
 Rob Burnett (1998)

Game

1 **Ed Reed** (10/1/06 vs. SD)
Ray Lewis (10/10/99 at Ten.)
 Adalius Thomas (9/17/06 vs. Oak.)
 Michael McCrary (12/24/00 vs. NYJ)
 Rob Burnett (10/11/98 vs. Ten.)

Note: Seven safeties have been scored by the Ravens entering the 2007 season: 1 each by Rob Burnett, Ray Lewis, Michael McCrary, Ed Reed and Adalius Thomas, along with 1 team safety in 1998 and in 1997.

* NFL Record

RUSHING

Most Rushing Attempts

Career

1,822 Jamal Lewis (2000; 2002-06)
 459 Priest Holmes (1997-2000)
 376 Bam Morris (1996-97)

Season

387 Jamal Lewis (2003)
 314 Jamal Lewis (2006)
 309 Jamal Lewis (2000)

Game

36 Priest Holmes (11/22/98 at Cin.)
 Bam Morris (10/26/97 at Was.)
 35 Jay Graham (11/16/97 vs. Phi. - OT)

Most Yardage

Career

7,801 Jamal Lewis (2000; 2002-06)
 2,102 Priest Holmes (1997-2000)
 1,599 Chester Taylor (2002-05)

Season

2,066 Jamal Lewis (2003)
 1,364 Jamal Lewis (2000)
 1,327 Jamal Lewis (2002)
 1,132 Jamal Lewis (2006)

Game

*295 Jamal Lewis (9/14/03 vs. Cle.)
 227 Priest Holmes (11/22/98 at Cin.)
 205 Jamal Lewis (12/21/03 at Cle.)
 187 Jamal Lewis (10/6/02 at Cle.)
 Jamal Lewis (11/19/00 vs. Dal.)

Most 100-yard Rushing Games

Career

30 Jamal Lewis (2000, 2002-06)
 7 Priest Holmes (1997-2000)
 5 Bam Morris (1996-97)

Season

12 Jamal Lewis (2003)
 5 Jamal Lewis (2002)
 Jamal Lewis (2000)
 4 Jamal Lewis (2004)
 Errict Rhett (1999)
 Priest Holmes (1998)

Longest Run From Scrimmage

821 Jamal Lewis (9/14/03 vs. Cle.)
 75 Jamal Lewis (9/26/04 at Cin.)
 Jamal Lewis (10/6/02 at Cle.)
 72 Priest Holmes (12/5/99 vs. Ten.)

Most Rushing TDs

Career

45 Jamal Lewis (2000-06)
 10 Priest Holmes (1997-2000)
 8 Bam Morris (1996-97)

Season

14 Jamal Lewis (2003)
 9 Jamal Lewis (2006)
 7 Jamal Lewis (2004)
 Priest Holmes (1998)

Game

3 Jamal Lewis (twice, 11/19/06 vs. ATL;
 12/7/03 vs. Cin.)
 2 13 times (last by Jamal Lewis, 9/19/04
 vs. Pit.)

Most Consecutive Games With A Rushing TD

4 Jamal Lewis (2003)
 3 Jamal Lewis (2006, 2004, 2000)



BALTIMORE RAVENS INDIVIDUAL RECORDS

Highest Rushing Average

Career (min. 200 carries)

4.6	Priest Holmes (1997-2000)
4.3	Jamal Lewis (2000-06)
	Chester Taylor (2002-05)

Season (min. 100 carries)

4.7	Jamal Lewis (2003)
4.5	Chester Taylor (2004)
4.4	Jamal Lewis (2000)

Game (min. 10 carries)

10.3	Jamal Lewis (9/26/04 at Cin.)
9.8	Jamal Lewis (9/14/03 vs. Cle.)
9.3	Jamal Lewis (12/21/03 at Cle.)

PASSING

Highest Quarterback Passer Rating

Career (min. 450 att.)

82.8	Vinny Testaverde (1996-97)
82.5	Steve McNair (2006)
75.7	Tony Banks (1999-2000)

Season (min. 300 att.)

88.7	Vinny Testaverde (1996)
82.5	Steve McNair (2006)
81.2	Tony Banks (1999)

Game (min. 15 att.)

136.8	Kyle Boller (12/19/05 vs. GB)
134.7	Tony Banks (12/5/99 vs. Ten.)
133.3	Eric Zeier (9/27/98 vs. Cin.)

Most Pass Attempts

Career

1,036	Kyle Boller (2003-06)
1,019	Vinny Testaverde (1996-97)
594	Tony Banks (1999-2000)

Season

549	Vinny Testaverde (1996)
470	Vinny Testaverde (1997)
468	Steve McNair (2006)

Game

63	Elvis Grbac (9/23/01 at Cin.)
51	Vinny Testaverde (10/27/96 vs. STL - OT)
50	Jeff Blake (10/27/02 vs. Pit.)
	Vinny Testaverde (11/24/96 vs. Jax. - OT)

Most Pass Completions

Career

596	Vinny Testaverde (1996-97)
578	Kyle Boller (2003-06)
319	Tony Banks (1999-2000)

Season

325	Vinny Testaverde (1996)
295	Steve McNair (2006)
271	Vinny Testaverde (1997)

Game

33	Elvis Grbac (9/23/01 at Cin.)
32	Vinny Testaverde (10/19/97 vs. Mia.)
31	Vinny Testaverde (11/24/96 vs. Jax. - OT)
	Vinny Testaverde (10/27/96 vs. STL - OT)

Most Passing Yards

Career

7,148	Vinny Testaverde (1996-97)
5,618	Kyle Boller (2003-05)
3,714	Tony Banks (1999-2000)

Season

4,177	Vinny Testaverde (1996)
3,050	Steve McNair (2006)
3,033	Elvis Grbac (2001)

Game

429	Vinny Testaverde (10/27/96 vs. STL - OT)
373	Steve McNair (11/12/06 at Ten.)
366	Vinny Testaverde (11/24/96 vs. Jax. - OT)

Most 400-Yard Passing Games

Career

1	Vinny Testaverde (1996-97)
---	----------------------------

Season

1	Vinny Testaverde (1996)
---	-------------------------

Most 300-Yard Passing Games

Career

8	Vinny Testaverde (1996-97)
2	Jeff Blake (2002)
	Eric Zeier (1996-97)

Season

5	Vinny Testaverde (1996)
2	Jeff Blake (2002)
	Eric Zeier (1997)

1	Steve McNair (2006)
	Kyle Boller (2003)

Longest Completion

92	Eric Zeier to Derrick Alexander (12/7/97 vs. Sea.)
87t	Steve McNair to Mark Clayton (12/10/06 at KC)
86t	Vinny Testaverde to Michael Jackson (12/22/96 vs. Hou.)

Highest Completion Percentage

Career (min. 450 att.)

63.0	Steve McNair (2006)
58.5	Vinny Testaverde (1996-97)
56.7	Elvis Grbac (2001)

Season (min. 225 att.)

63.0	Steve McNair (2006)
61.7	Anthony Wright (2005)
59.3	Trent Dilfer (2000)

Game (min. 20 att.)

80.0	Elvis Grbac (9/9/01 vs. Chi.) 24 of 30
79.4	Jim Harbaugh (11/1/98 vs. Jax.) 27 of 34
77.8	Steve McNair (12/10/06 at KC) 21 of 27

Highest Average Gain Per Attempt

Career (min. 450 att.)

7.01	Vinny Testaverde (1996-97)
6.52	Steve McNair (2006)
6.49	Elvis Grbac (2001)

Season (min. 225 att.)

7.61	Vinny Testaverde (1996)
7.06	Jeff Blake (2002)
6.68	Tony Banks (1999)

Game (min. 15 att.)

12.92	Jeff Blake (12/29/02 at Pit.) 26-336
12.70	Eric Zeier (9/27/98 vs. Cin.) 20-254
11.33	Kyle Boller (12/17/06 vs. Cle.) 13-238

Most TDs

Career

51	Vinny Testaverde (1996-97)
36	Kyle Boller (2003-06)
25	Tony Banks (1999-2000)

Season

33	Vinny Testaverde (1996)
18	Vinny Testaverde (1997)
17	Tony Banks (1999)

Game

5	Tony Banks (9/10/00 vs. Jax.)
4	Kyle Boller (12/12/04 vs. NYG)
	Anthony Wright (11/23/03 vs. Sea.)
	Tony Banks (12/5/99 vs. Ten.)
	Vinny Testaverde (10/20/96 at Den.)

BALTIMORE RAVENS INDIVIDUAL RECORDS

Most Games, 4 TD Passes

Career

- 2 Tony Banks (1999-2000)
- 1 **Kyle Boller** (2003-06)
- Anthony Wright (2002-05)
- Vinny Testaverde (1996-97)

Season

- 1 **Kyle Boller** (2004)
- Anthony Wright (2003)
- Tony Banks (1999, 2000)
- Vinny Testaverde (1996)

Most Games, 3 or More TD Passes

Career

- 10 Vinny Testaverde (1996-97)
- 5 **Kyle Boller** (2003-06)
- 4 Tony Banks (1999-2000)

Season

- 7 Vinny Testaverde (1996)
- 3 **Kyle Boller** (2005)
- 3 Tony Banks (1999)

Most Consecutive Games, 3 or More TD Passes

- 4 Vinny Testaverde (5th-8th games, 1996)
- 3 Tony Banks (12th-14th, 1999)

Most Consecutive Games, TD Passes

- 13 Vinny Testaverde (13th, 1996-9th, 1997)
- 6 Tony Banks (10th-15th, 1999)
- 5 Trent Dilfer (11th-16th, 2000)

Most Consecutive Passes Attempted Not Intercepted

- 175 Eric Zeier (11/9/97 - 9/20/98)
- 162 **Steve McNair** (11/12/06-12/24/06)
- 93 Vinny Testaverde (11/3/96 - 12/1/96)

Most Passes Had Intercepted

Career

- 34 **Kyle Boller** (2003-06)
- Vinny Testaverde (1996-97)
- 18 Elvis Grbac (2001)

Season

- 19 Vinny Testaverde (1996)
- 18 Elvis Grbac (2001)
- 15 Vinny Testaverde (1997)

Game

- 4 Elvis Grbac (11/18/01 vs. Cle.)
- Vinny Testaverde (11/3/96 vs. Cin.)

Most Pass Attempts, No Interceptions, Game

- 50 Vinny Testaverde (11/24/96 vs. Jax.)
- 47 Vinny Testaverde (10/19/97 vs. Mia.)
- 39 Tony Banks (10/8/00 at Jax.)

Lowest Percentage, Passes Had Intercepted

Career (min. 450 att.)

- 2.6 **Steve McNair** (2006)
- 2.7 Tony Banks (1999-2000)
- 3.3 **Kyle Boller** (2003-06)
- Vinny Testaverde (1996-97)

Season (min. 225 att.)

- 2.4 **Kyle Boller** (2004)
- 2.5 Tony Banks (1999)
- 2.6 **Steve McNair** (2006)

Most Times Sacked

Career

- 78 **Kyle Boller** (2003-06)
- 54 Vinny Testaverde (1996-97)
- 53 Tony Banks (1999-2000)

Season

- 35 **Kyle Boller** (2004)
- 34 Vinny Testaverde (1996)
- 33 Tony Banks (1999)

Game

- 7 Jeff Blake (11/17/02 at Mia.)
- Tony Banks (11/21/99 at Cin.)
- Eric Zeier (12/21/97 at Cin.)

RECEIVING

Most Pass Receptions

Career

- 316 **Todd Heap** (2001-06)
- 204 Travis Taylor (2000-04)
- 191 Qadry Ismail (1999-01)
- 183 Michael Jackson (1996-98)
- 160 Jamal Lewis (2000-05)

Season

- 86 **Derrick Mason** (2005)
- 76 Michael Jackson (1996)
- 75 **Todd Heap** (2005)
- 74 Qadry Ismail (2001)
- 73 **Todd Heap** (2006)
- Shannon Sharpe (2001)

Game

- 13 Priest Holmes (10/11/98 vs. Ten.) - RB
- 10 Floyd Turner (12/13/98 vs. Min.)
- 9 8 times by 7 players, last by **Derrick Mason** (12/25/05 vs. Min.)

Most Seasons, 50 or More Receptions

- 4 **Todd Heap** (2006, 2005, 2003, 2002)
- 2 **Derrick Mason** (2006, 2005)
- Shannon Sharpe (2001, 2000)
- Qadry Ismail (2001, 1999)
- Derrick Alexander (1997, 1996)
- Michael Jackson (1997, 1996)

Most Consecutive Games, Receptions

- 70 **Todd Heap** (2002-present)
- 31 Shannon Sharpe (2000-01)
- 30 Derrick Alexander (1996-97)

Most Receiving Yardage

Career

- 3,658 **Todd Heap** (2001-06), 316 rec.
- 2,819 Qadry Ismail (1999-2001), 191 rec.
- 2,758 Travis Taylor (2000-04), 204 rec.
- 2,596 Michael Jackson (1996-98), 183 rec.

Season

- 1,201 Michael Jackson (1996), 76 rec.
- 1,105 Qadry Ismail (1999), 68 rec.
- 1,099 Derrick Alexander (1996), 62 rec.
- 1,073 **Derrick Mason** (2005), 86 rec.

Game

- 258 Qadry Ismail (12/12/99 at Pit.), 6 rec.
- 198 Derrick Alexander (12/1/96 vs. Pit.), 7 rec.
- 150 Derrick Alexander (12/7/97 vs. Sea.), 6 rec.
- Michael Jackson (11/24/96 vs. Jax.), 9 rec.

Most Receiving Yardage in a Half

- 210 Qadry Ismail (12/12/99 at Pit.), 4 rec.
- 166 Derrick Alexander (12/1/96), 5 rec.

Most Seasons, 1,000 or More Yards, Receiving

- 2 Qadry Ismail (2001, 1999)
- Derrick Alexander (1996-97)

Most Games, 100 or More Yards, Receiving

Career

- 6 Derrick Alexander (1996-97)
- 5 **Mark Clayton** (2005-06)
- Qadry Ismail (1999-2001)
- Michael Jackson (1996-98)



BALTIMORE RAVENS INDIVIDUAL RECORDS

Season

- 4 **Mark Clayton** (2006)
Michael Jackson (1996)
- 3 Qadry Ismail (1999)
Derrick Alexander (1996, 1997)

Most Consecutive Games, at Least 100 Yards, Receiving

- 3 Qadry Ismail (1999)
- 2 Floyd Turner (1996, 1998)
Michael Jackson (1996, 1997)

Longest Pass Reception

- 92 Derrick Alexander (12/7/97 vs. Sea.)
- 87t **Mark Clayton** (12/10/06 at KC)
- 86t Michael Jackson (12/22/96 vs. Hou.)

Average Gain Per Reception

Career (min. 58 receptions)

- 16.6 Derrick Alexander (1996-97), 127 rec.
- 15.5 Patrick Johnson (1998-2001), 58 rec.
- 14.8 Qadry Ismail (1999-2001), 191 rec.

Season (min. 25 receptions)

- 19.1 Jermaine Lewis (1998), 41 rec.
- 18.1 Patrick Johnson (1999), 29 rec.
- 17.7 Derrick Alexander (1996), 62 rec.

Game (min. 3 receptions)

- 43.0 Qadry Ismail (12/12/99 at Pit.), 6-258
- 34.5 Travis Taylor (10/19/03 at Cin.), 4-138
- 31.8 Travis Taylor (11/3/02 at Atl.) 4-127

Most TD Receptions

Career

- 26 **Todd Heap** (2001-06)
- 18 Qadry Ismail (1999-2001)
Michael Jackson (1996-98)
Derrick Alexander (1996-97)

Season

- 14 Michael Jackson (1996)
- 9 Derrick Alexander (1996, 1997)
- 7 **Todd Heap** (2005)
Qadry Ismail (2001)

Game

- 4 Marcus Robinson (11/23/03 vs. Sea.)
- 3 Qadry Ismail (12/12/99 at Pit.)
Michael Jackson (12/22/96 vs. Hou.)
- 2 17 times by 9 players, last by
Mark Clayton (10/15/06 vs. Car.)

Most Consecutive Games, TD Receptions

- 5 Michael Jackson (1996, 7th-11th games)
- 4 Derrick Alexander (1997, 6th-9th games)
- 3 **Todd Heap** (2006, 2nd-4th games)

INTERCEPTIONS

Most Interceptions

Career

- 27 **Ed Reed** (2002-2006)
- 23 **Ray Lewis** (1996-2006)
- 22 **Chris McAlister** (1999-2006)
- 20 Rod Woodson (1998-2001)
Duane Starks (1998-2001)

Season

- 9 **Ed Reed** (2004)
- 7 **Ed Reed** (2003)
Rod Woodson (1999)
- 6 **Ray Lewis** (2003)
Chris McAlister (2006)
Duane Starks (2000)
Rod Woodson (1998)

Game

- 2 13 times by 10 players, last by
Ed Reed (12/10/06 at KC)

Most Consecutive Games With an Interception

- 5 Eric Turner (10/27/96-11/24/96)
- 3 4 times by 3 players, last by
Ed Reed (11/7/04-11/21/04)

Most Yards Gained After Interceptions

Career

- 750 **Ed Reed** (2002-06)
- 458 **Chris McAlister** (1999-2006)
- 386 **Ray Lewis** (1996-2006)
- 380 Rod Woodson (1998-2001)

Season

- *358 **Ed Reed** (2004)
- 195 Rod Woodson (1999)
- 167 **Ed Reed** (2002)

Game

- 106t **Ed Reed** (11/07/04 vs. Cle.)
- 98 **Chris McAlister** (12/24/00 vs. NYJ)
Chad Williams (12/1/02 at Cin.)
- 94 **Ray Lewis** (12/23/01 vs. Cin.)
Chad Williams (10/24/04 vs. Buf.)
- 90 **Ed Reed** (9/26/04 at Cin.)

Longest Interception Return

- *106t **Ed Reed** (11/7/04 vs. Cle.)
- 98t **Chris McAlister** (12/24/00 vs. NYJ)
Chad Williams (12/1/02 at Cin.)
- 94 Chad Williams (10/24/04 vs. Buf.)
- 83t **Chris McAlister** (10/12/03 at Ari.)
- 78 **Ed Reed** (11/14/04 at NYJ)

Highest Average on Interception Returns

Career (min. 3 INTs)

- 40.0 Chad Williams (2002-05, 8-320)
- 28.8 Deion Sanders (2004-05, 5-144)
- 27.8 **Ed Reed** (2002-06, 27-750)
- 24.7 Kim Herring (1998-2000, 3-74)

Most TDs on Interception Returns

Career

- 5 Chris McAlister (1999-2006)
Rod Woodson (1998-2001)
- 3 **Ed Reed**# (2002-06)
Chad Williams (2002-05)

Season

- 2 Rod Woodson (2000, 1998)

Game

- 1 27 times by 14 players last by **Chris McAlister** (12/31/06 vs. Buf.)

* NFL Record

1 Received Lateral for INT-TD Return, 11/5/06



CB **Chris McAlister** has 22 career INTs (3rd in team history) for 458 return yards and 5 TDs entering the 2007 season.

BALTIMORE RAVENS INDIVIDUAL RECORDS

PUNTING

Most Punts

Career

364	Kyle Richardson (1998-2001)
327	Dave Zastudil (2002-05)
151	Greg Montgomery (1996-97)

Season

103	Kyle Richardson (1999)
90	Kyle Richardson (1998)
89	Dave Zastudil (2003)

Game

10	Nick Murphy (11/28/04 at NE)
	Kyle Richardson (12/24/00 vs. NYJ)
	Kyle Richardson (9/20/98 at Jax.)

Longest Punt

67	Dave Zastudil (9/28/03 vs. KC)
	Kyle Richardson (12/27/98 vs. Det.)
	Greg Montgomery (9/29/96 vs. NO)

Highest Punting Average

Career (min. 100)

43.2	Greg Montgomery (1996-97)
41.6	Dave Zastudil (2002-05)
41.4	Kyle Richardson (1998-2001)

Season

43.9	Kyle Richardson (1998)
43.8	Greg Montgomery (1999)
43.5	Dave Zastudil (2005)

Game (min. 4 punts)

52.5	Dave Zastudil (9/30/02 vs. Den.), 6-315
49.1	Kyle Richardson (9/20/98 at Jax.), 10-491
49.0	Greg Montgomery (9/8/96 at Pit.), 4-196

Most Punts Inside the 20

Career

128	Kyle Richardson (1998-2001)
89	Dave Zastudil (2002-05)
47	Greg Montgomery (1996-97)

Season

*39	Kyle Richardson (1999)
35	Kyle Richardson (2000)
31	Dave Zastudil (2002)

Game

5	Dave Zastudil (11/17/02 at Mia.)
	Kyle Richardson (12/23/01 vs. Cin.)
4	15 times (last: Dave Zastudil, 12/19/04 at Ind.)

Most Consecutive Punts, None Blocked

177	Dave Zastudil (12/15/02 through 9/18/05)
-----	--

Most Punts Had Blocked

Career

5	Kyle Richardson (1998-2001)
3	Dave Zastudil (2002-05)

Season

2	Dave Zastudil (2002)
	Kyle Richardson (1998, 2001)

Game

2	Dave Zastudil (12/8/02 vs. NO)
1	7 times, last by Dave Zastudil (9/18/05 at Ten.)

*NFL Record

PUNT RETURNS

Most Punt Returns

Career

231	Jermaine Lewis (1996-2001)
117	B.J. Sams (2004-06)
60	Lamont Brightful (2002-03)

Season

57	Jermaine Lewis (1999)
55	B.J. Sams (2004)
45	Lamont Brightful (2003)

Game

7	B.J. Sams (11/14/04 at NYJ)
	Jermaine Lewis (12/19/99 vs. NO)
	Jermaine Lewis (11/7/99 at Cle.)
	James Roe (11/16/97 vs. Phi. - OT)

Most Fair Catches

Career

72	Jermaine Lewis (1996-2001)
30	Lamont Brightful (2002-03)
26	B.J. Sams (2004-06)

Season

20	Lamont Brightful (2003)
18	Jermaine Lewis (1999)

Game

4	Jermaine Lewis (11/19/00 vs. Dal.)
	Jermaine Lewis (10/31/99 vs. Buf.)

Most Yards Gained on Punt Returns

Career

2,730	Jermaine Lewis (1996-2001)
1,283	B.J. Sams (2004-06)
592	Lamont Brightful (2002-03)

Season

578	Jermaine Lewis (2000)
575	B.J. Sams (2004)
519	Jermaine Lewis (2001)

Game

184	Jermaine Lewis (12/7/97 vs. Sea.)
173	Jermaine Lewis (12/24/00 vs. NYJ)
121	B.J. Sams (11/19/06 vs. Atl.)

Longest Punt Return

95t	Lamont Brightful (11/10/02 vs. Cin.)
89t	Jermaine Lewis (12/24/00 vs. NYJ)
	Jermaine Lewis (12/7/97 vs. Sea.)
87t	Jermaine Lewis (9/27/98 vs. Cin.)

Highest Average

Career (min. 60 returns)

11.8	Jermaine Lewis (1996-2001)
11.0	B.J. Sams (2004-06)
9.9	Lamont Brightful (2002-03)

Season (min. 15 returns)

16.1	Lamont Brightful (2002)
	Jermaine Lewis (2000)
15.6	Jermaine Lewis (1997)

Game (min. 3 returns)

43.3	Jermaine Lewis (12/24/00 vs. NYJ)
40.3	B.J. Sams (11/19/06 vs. Atl.)
36.8	Jermaine Lewis (12/7/97 vs. Sea.)

Most Touchdowns

Career

6	Jermaine Lewis (1996-2001)
2	B.J. Sams (2004-06)

Season

2	B.J. Sams (2004)
	Jermaine Lewis (2000, 1998, 1997)

Game

2	Jermaine Lewis (12/24/00 vs. NYJ)
	Jermaine Lewis (12/7/97 vs. Sea.)



BALTIMORE RAVENS INDIVIDUAL RECORDS

KICKOFF RETURNS

Most Kickoff Returns

Career

139	Jermaine Lewis (1996-2001)
133	B.J. Sams (2004-06)
123	Corey Harris (1998-2001)

Season

59	B.J. Sams (2004)
44	B.J. Sams (2005)
42	Jermaine Lewis (2001)

Game

8	Corey Harris (12/13/98 vs. Min.)
	B.J. Sams (11/27/05 at Cin.)
7	Corey Harris (9/10/00 vs. Jax.)

Most Yards Gained on Kickoff Returns

Career

3,153	Jermaine Lewis (1996-2001)
3,021	B.J. Sams (2004-06)
2,950	Corey Harris (1998-2001)

Season

1,251	B.J. Sams (2004)
1,039	Jermaine Lewis (2001)
998	B.J. Sams (2005)

Game

243	Corey Harris (12/13/98 vs. Min.)
193	Corey Harris (11/29/98 vs. Ind.)
183	B.J. Sams (10/4/04 vs. KC)

Longest Kickoff Return

97f	Patrick Johnson (12/13/98 vs. Min.)
95f	Corey Harris (12/13/98 vs. Min.)
87	B.J. Sams (12/11/05 at Den.)

Highest Average

Career (min. 40 returns)

24.0	Corey Harris (1998-2001), 123-2,950
22.7	B.J. Sams (2004-06), 133-3,021
	Jermaine Lewis (1996-2001), 139-3,153

Season (min. 20)

27.6	Corey Harris (1998), 35-965
25.7	B.J. Sams (2006), 30-772
24.7	Lamont Brightful (2003), 29-716
	Jermaine Lewis (2001), 42-1,039

Game (min. 3 returns)

46.7	B.J. Sams (12/11/05 at Den.), 3-140
43.3	Corey Harris (11/28/99 vs. Jax.), 3-130
40.8	B.J. Sams (9/17/06 vs. Oak.), 4-163

Most TDs

Career

1	Corey Harris (1998-2001)
	Patrick Johnson (1998-2001, 2005)

Season

1	Corey Harris (1998)
	Patrick Johnson (1998)

Game

1	Patrick Johnson (12/13/98 vs. Min., 97 yards)
	Corey Harris (12/13/98 vs. Min., 95 yards)



RS B.J. Sams holds the Ravens' record for single-season KOR yards (1,251 in 2004).

COMBINED KICK RETURNS

Most Combined Kick Returns

Career

370	Jermaine Lewis (1996-2001)
250	B.J. Sams (2004-06)

Season

114	B.J. Sams (2004)
84	Jermaine Lewis (2001)

Game

11	B.J. Sams (11/14/04 at NYJ)
10	B.J. Sams (11/27/05 at Cin.)
9	5 times, last by Cory Ross (12/17/06 vs. Cle.)

Most Combined Kick Return Yardage

Career

5,883	Jermaine Lewis (1996-2001)
3,225	B.J. Sams (2004-06)
2,950	Corey Harris (1998-2001)

Season

1,826	B.J. Sams (2004)
1,558	Jermaine Lewis (2001)
1,399	B.J. Sams (2005)

Game

275	Jermaine Lewis (12/7/97 vs. Sea.)
250	B.J. Sams (10/4/04 vs. KC)
243	Corey Harris (12/13/98 vs. Min.)

Most Touchdowns

Career

6	Jermaine Lewis (1996-2001)
2	B.J. Sams (2004-06)

Season

2	B.J. Sams (2004)
	Jermaine Lewis (2000)
	Jermaine Lewis (1998)
	Jermaine Lewis (1997)

Game

2	Jermaine Lewis (12/24/00 vs. NYJ)
	Jermaine Lewis (12/7/97 vs. Sea.)

FUMBLES

Fumbles

Career

33	Jamal Lewis (2000-06)
31	Kyle Boller (2003-06)
20	Vinny Testaverde (1996-97)

Season

11	Kyle Boller (2004)
	Tony Banks (1999)
	Vinny Testaverde (1997)

Game

3	7 times, last by Kyle Boller (11/27/05 at Cin.)
---	--

Most Opponent Fumbles Forced

Career

16	Terrell Suggs (2003-06)
15	Adalius Thomas (2000-06)
12	Peter Boulware (1997-2005)

Season

6	Terrell Suggs (2005)
	Terrell Suggs (2003)
5	Jamie Sharper (2000)

Game

2	7 times, last by Terrell Suggs (1/1/06 at Cle.)
---	--

BALTIMORE RAVENS INDIVIDUAL RECORDS

Most Opponent Fumbles Recovered

Career

- 11 **Ray Lewis** (1996-2006)
- 9 **Terrell Suggs** (2003-06)
- 8 Rob Burnett (1996-2001)

Season

- 5 Rob Burnett (2000)
- 4 **Terrell Suggs** (2003)
- Adalius Thomas (2005)
- Corey Harris (2001)
- Rod Woodson (2000)

Game

- 2 Kelly Gregg (9/17/06 vs. Oak.)
- Fernando Smith (10/3/99 at Atl.)

Longest Fumble Return (Opponents Fumble)

Career

- 59 **Kelly Gregg** (2006)
- 57t Adalius Thomas (2006)
- 36 Anthony Pleasant (1996)

Season

- 59 **Kelly Gregg** (2006)
- 57t Adalius Thomas (2006)
- 36 Anthony Pleasant (1996)

Game

- 59 **Kelly Gregg** (9/17/06 vs. Oak.)
- 57t Adalius Thomas (11/26/06 vs. Pit.)
- 36 Anthony Pleasant (11/17/96 at SF)

Most TDs on Fumble Returns (Ravens Recovered Opp. Fumble)

Career

- 3 Adalius Thomas (2000-06)
- 1 **Ed Reed** (2002-06)
- Jamie Sharper (1997-2001)

Season

- 2 **Adalius Thomas** (2005)
- 1 **Ed Reed** (2004)
- Adalius Thomas (2006)
- Jamie Sharper (2001)

Game

- 1 **Ed Reed** (10/10/04 at Was.)
- Adalius Thomas (11/26/06 vs. Pit.)
- Adalius Thomas (1/1/06 at Cle.)
- Adalius Thomas (12/19/05 vs. GB)
- Jamie Sharper (1/7/02 vs. Min.)

COMBINED NET YARDS

Most Attempts

Career

- 1,982 Jamal Lewis (2000-06)
- 551 Priest Holmes (1997-2000)
- 532 Jermaine Lewis (1996-2001)

Season

- 413 Jamal Lewis (2003)
- 332 Jamal Lewis (2006)
- 301 Jamal Lewis (2005)

Game

- 40 Jay Graham (11/16/97 vs. Phi.)
- 38 Bam Morris (10/26/97 at Was.)
- 36 Priest Holmes (11/22/98 at Cin.)

Most Yardage Gained

Career

- 9,166 Jamal Lewis (2000-06)
- 8,001 Jermaine Lewis (1996-2001)
- 4,325 **B.J. Sams** (2004-06)

Season

- 2,271 Jamal Lewis (2003)
- 2,025 Jermaine Lewis (1997)
- 1,847 **B.J. Sams** (2004)

Game

- 308 Jermaine Lewis (12/7/97 vs. Sea.)
- 295 Jamal Lewis (9/14/03 vs. Cle.)
- 258 Qadry Ismail (12/12/99 at Pit.)

SACKS

Most Sacks

Career

- 70.0 Peter Boulware (1997-2005)
- 51.0 Michael McCrary (1997-2002)
- 40.0 **Terrell Suggs** (2003-06)
- 38.5 Adalius Thomas (2000-06)
- 28.0 **Ray Lewis** (1996-2006)

Season

- 15.0 Peter Boulware (2001)
- 14.5 Michael McCrary (1998)
- 13.0 **Trevor Pryce** (2006)
- *12.0 **Terrell Suggs** (2003, rookie)
- 11.5 Peter Boulware (1997, rookie)
- Michael McCrary (1999)

Game

- 4.0 Peter Boulware (1/7/02 vs. Min.)
- Michael McCrary (11/8/98 vs. Oak.)
- 3.5 Jamie Sharper (11/12/01 at Ten.)
- Michael McCrary (12/5/99 vs. Ten.)
- 3.0 **Terrell Suggs** (12/4/05 vs. Hou.)
- Michael McCrary (12/26/99 vs. Cin.)
- Michael McCrary (11/16/97 vs. Phi.)
- Bennie Thompson (11/10/96 at Jax.)

Most Sack Yardage

Career

- 428 Peter Boulware (1997-2005)
- 350 Michael McCrary (1997-2002)
- 250 **Terrell Suggs** (2003-06)
- 183 Adalius Thomas (2000-06)
- 150 **Ray Lewis** (1996-2006)

Season

- 120.5 Michael McCrary (1998)
- 113.5 **Trevor Pryce** (2006)
- 97 **Terrell Suggs** (2003)
- 86.5 Peter Boulware (2001)
- 83.5 **Terrell Suggs** (2004)

Game

- 35 Michael McCrary (11/8/98 vs. Oak.)
- 29.5 Adalius Thomas (12/2/01 vs. Ind.)
- 27 Michael McCrary (11/16/97 vs. Phi.)
- 25 **Ray Lewis** (11/26/00 vs. Cle.)
- 24 **Terrell Suggs** (12/4/05 vs. Hou.)
- Michael McCrary (12/26/99 vs. Cin.)

*Rookie Franchise Record



LB Terrell Suggs tallied 40 sacks in his 1st 4 NFL seasons.

BALTIMORE RAVENS INDIVIDUAL RECORDS

TACKLES

Most Tackles

Career

1,838	Ray Lewis (1996-2006)
522	Jamie Sharper (1997-2001)
505	Kelly Gregg (2001-06)
502	Peter Boulware (1997-2005)
472	Ed Hartwell (2001-04)
457	Michael McCrary (1997-2002)
448	Chris McAlister (1998-2006)
436	Adalius Thomas (2000-06)
386	Rob Burnett (1996-2001)
373	Ed Reed (2002-06)

Season

225	Ray Lewis (2003)
210	Ray Lewis (1997)
200	Ray Lewis (2004)
198	Ray Lewis (1999)
196	Ray Lewis (2001)

Game

25	Ray Lewis (9/14/97 at NYG)
22	Ray Lewis (10/1/06 vs. SD)
	Ray Lewis (12/14/97 vs. Ten.)
20	Ray Lewis (9/30/02 vs. Den.)
	Ray Lewis (10/15/00 at Was.)
19	Bart Scott (10/1/06 vs. SD)
	Ray Lewis (11/30/03 vs. SF)
	Ray Lewis (9/28/03 vs. KC)
	Ray Lewis (9/15/02 vs. TB)
	Ray Lewis (10/10/99 at Ten.)

Note: Tackles are not an official statistic recognized by the National Football League. Ravens tackles are determined by the coaching staff after reviewing game video.



LB Ray Lewis, a 2-time NFL Defensive Player of the Year (2000 and 2003) holds every major Baltimore Ravens tackle record. An 8-time Pro Bowler, Lewis has registered 1,838 tackles during his 11-year NFL career and also ranks 1st in franchise annals with 11 FRs.

DEFENSIVE TDs = WINNING

When a defense puts points on the board, the chances of a team succeeding increase. For the Ravens, racking up scores while defending their own territory has almost become an exact science: Since 1996, Baltimore has posted 33 defensive TDs - including 6 in 2006 (5 INT returns and 1 FR return) - in 32 games and owns a 28-4 record when doing so. Dating back to 2003, no other NFL team has totaled as many defensive TDs as the Baltimore Ravens' 20. In those games Baltimore is 17-2, including a 5-0 mark in 2006.

NFL'S DEFENSIVE TOUCHDOWNS

(2003-06)

Rk.	Team	TDs
1.	Baltimore	20
2.	Tennessee	16
3.	Green Bay	15
4.	Chicago	14
	Minnesota	14



RAVENS ALL-TIME DEFENSIVE TD LEADERS

Player	INTs	FR	Total
Chris McAlister	5	1	6
Rod Woodson	5	0	5
Adalius Thomas	2	3	5
Ed Reed*	3*	1	4

*includes a lateraled return for TD

BALTIMORE RAVENS TEAM RECORDS

VICTORIES

Most Games Won, Season

13 2006
12 2000
10 2003, 2001

Most Consecutive Games Won

8 2000-01 (final 7 through 1st)
7 2000
5 2006
4 1999

Most Home Games Won

7 2006, 2003
6 2005, 2004, 2001, 2000

Most Consecutive Home Games Won

7 2000-01 (last 4 through 1st 3)
6 2005-06 (last 4 through 1st 2), 2003
5 2006
4 2000

Most Away Games Won

6 2006, 2000
4 1999

Most Consecutive Away Games Won

3 2001, 2000

LOSSES

Most Games Lost, Season

12 1996
10 2005, 1997

Most Consecutive Games Lost

4 2005, 1996

Most Home Games Lost, Season

4 2002, 1999, 1998, 1997, 1996

Most Consecutive Home Games Lost

3 1999
2 2002, 2000, 1998, 1997, 1996

Most Away Games Lost, Season

8 2005, 1996
6 1998

Most Consecutive Away Games Lost

11 2004-05 (final 3 through all 8)
8 2005, 1996
4 2003, 1997

SCORING

Most Points Scored

Season

391 2003
371 1996
353 2006

Game

48 12/19/05 vs. GB
44 11/30/03 vs. SF
11/23/03 vs. Sea. - OT
11/26/00 vs. Cle.
41 12/5/99 vs. Ten.
11/7/99 at Cle.

*16-game NFL record

Most Points Scored by Opponents

Season

441 1996
354 2002
345 1997

Game

46 10/6/96 vs. NE
45 11/1/98 vs. Jax.
10/20/96 at Den.
42 11/27/05 at Cin.
10/5/97 at Pit.

Most Points Scored, Both Teams

Season

812 1996
672 2003
671 1997

Game

85 11/23/03, Bal. (44) vs. Sea. (41) OT
84 10/6/96, Bal. (38) vs. NE (46)
79 10/20/96, Bal. (34) at Den. (45)

Fewest Points Scored

Season

265 2005
269 1998
303 2001

Game

0 11/9/97 at Pit.; 9/15/02 vs. TB
3 8 times, last 10/9/06 at Den.

Fewest Points Scored by Opponent

Season

*165 2000
201 2006
265 2001

Game

0 9 times, last 11/26/06 vs. Pit.
3 4 times, last 12/19/05 vs. GB

Fewest Points Scored, Both Teams

Season

498 2000
554 2006
564 2005

Game

9 11/14/99, Bal. (3) at Jax. (6)
13 10/15/00, Bal. (3) at Was. (10)
15 10/29/00, Bal. (6) vs. Pit. (9)
11/16/03, Bal. (6) at Mia. (9)

Most Points Overcome to Win Game

19 11/12/06 at Ten.
(trailed 7-26, won 27-26)
17 11/23/03 vs. Sea.
(trailed 41-24, won 44-41 in OT)
16 9/10/00 vs. Jax.
(trailed 23-7, won 39-36)
14 4 times, last 11/14/04 at NYJ
(trailed 14-0, won 20-17 in OT)

Largest Blown Lead to Lose Game

21 10/5/97 vs. Pit. (led 21-0, lost 42-34)
18 11/3/96 vs. Cin. (led 21-3, lost 24-21)
17 12/5/04 vs. Cin. (led 20-3, lost 27-26)

Most Points, Each Half

1st

31 vs. Cle. (11/26/00)
vs. Den. (9/30/02)
30 vs. Dal. (11/21/04)

2nd

38 vs. Sea. (11/23/03) (plus 3 in OT)
32 vs. Jax. (9/10/00)



BALTIMORE RAVENS TEAM RECORDS

29 at Cin. (11/27/05)
 25 vs. Ind. (11/29/98)
 vs. STL (10/27/96) (plus 6 in OT)

Most Points, Both Teams, Half

1st 55 11/1/98, Bal. (13) vs. Jax. (42)
 45 9/8/96, Bal. (17) at Pit. (28)
 43 11/12/06, Bal. (17) at Ten. (26)
2nd 62 11/23/03, Bal. (38, 3 in OT) vs. Sea (24)
 54 11/27/05 Bal. (29) at Cin. (25)
 50 10/6/96, Bal. (24) vs. NE (26)
 45 9/10/00, Bal. (32) vs. Jax. (13)
 10/5/97, Bal. (10) vs. Pit. (35)

Most Points Scored, Each Quarter

1st 14 5 times, last on 11/5/06 vs. Cin.
2nd 31 9/30/02 vs. Den.
 24 11/26/00 vs. Cle.
 21 10/29/06 at NO
 11/5/00 at Cin.
3rd 21 4 times, last on 11/23/03 vs. Sea.
4th 21 12/21/03 at Cle.
 20 11/30/03 vs. SF
 17 7 times, last on 11/23/03 vs. Sea.
OT 6 10/3/99 at Atl.
 10/27/96 vs. STL
 3 4 times, last 11/20/05 vs. Pit.

Most Points Allowed, Each Quarter

1st 17 9/10/00 vs. Jax.
 11/29/98 vs. Ind.
 14 10 times, last on 10/9/05 at Det.
2nd 28 11/1/98 vs. Jax.
 21 12/20/98 at Chi.
 17 4 times, last on 11/23/03 vs. Sea.
3rd 17 11/27/05 at Cin.
 11/23/03 vs. Sea.
 12/2/01 vs. Ind.
4th 24 12/5/04 vs. Cin.
 23 11/28/99 vs. Jax.
 21 3 times, last on 10/6/02 at Cle.
OT 3 11/16/03 at Mia.
 11/2/97 at NYJ
 11/24/96 vs. Jax.

Most Points, Both Teams, Each Quarter

1st 26 12/13/98, Bal. (14) vs. Min. (12)
2nd 34 11/1/98, Bal. (6) vs. Jax. (28)
3rd 38 11/23/03, Bal. (21) vs. Sea. (17)
4th 35 10/6/96, Bal. (24) vs. NE (11)
OT 6 10/3/99, Bal. (6) at Atl. (0)
 10/27/96, Bal. (6) vs. STL (0)

Most Consecutive Games Scoring

78 2002 (final 14) - present
 71 1997 (final 6) - 2002 (1st game)
 25 1996 (1st 16) - 1997 (1st 9)

Most TDs

Season
 45 1996
 41 2003
 38 2006
Game
 6 12/19/05 vs. GB
 5 11 times, last 10/29/06 at NO

Fewest TDs

Season
 25 2005
 29 1998
 31 2001
Game
 0 21 times, last 10/9/06 at Den.

Most TDs by Opponents

Season
 50 1996
 39 1997
 38 2002
Game
 6 11/1/98 vs. Jax.
 10/5/97 vs. Pit.
 10/20/96 at Den.

Fewest TDs by Opponents

Season
 18 2000
 21 2006
 27 2004
Game
 0 24 times, last 11/26/06 vs. Pit.

Most Consecutive Games Scoring TDs

25 1996 (16) - 1997 (9)

Most (1-Point) PAT

Season
 37 2006
 35 2003
 34 1996
Game
 6 12/19/05 vs. GB
 5 8 times, last 10/29/06 vs. NO

Most (1-Point) PAT by Opponents

Season
 41 1996
 35 1998
 33 1997
Game
 6 3 times, last 11/1/98 vs. Jax.

Fewest (1-Point) PAT

Season
 23 2005
 24 1998
 25 2001

Fewest (1-Point) PAT by Opponents

Season
 15 2000
 20 2006
 24 2004

Most (2-Point) PAT

Season
 5 1996
 4 2003
 2 4 times, last 2002

BALTIMORE RAVENS TEAM RECORDS

Game

- 3 10/6/96 vs. NE
- 2 10/19/03 at Cin.
- 1 16 times, last 11/27/05 at Cin.

Most (2-Point) PAT by Opponent

Season

- 7 1996
- 4 1999
- 2 2002, 1997

Game

- 2 11/28/99 vs. Jax.
- 10/6/96 vs. NE
- 1 15 times, last 10/29/06 at NO

Most Field Goals Attempted

Season

- 40 2003
- 39 2000
- 35 2005, 2001

Game

- 6 9/21/97 at Ten.
- 5 9 times, last 10/31/05 at Pit.

Most Field Goals Made

Season

- 35 2000
- 34 2003
- 30 2005, 2001

Game

- 5 10/8/00 at Jax.
- 12/26/99 vs. Cin.
- 9/21/97 at Ten.

Fewest Field Goals Attempted

Season

- 25 1996
- 26 2002
- 28 1998

Fewest Field Goals Made

Season

- 19 1996
- 21 2002, 1998
- 26 1997

Most Field Goals Attempted by Opponent

Season

- 34 1997
- 33 2002, 2001
- 31 2005, 2004, 2003, 1996

Game

- 6 12/13/98 vs. Min.
- 5 6 times, last 12/4/05 vs. Hou.

Most Field Goals Made by Opponent

Season

- 29 2005, 2002
- 28 2003, 1996
- 26 2004, 1998

Game

- 6 12/13/98 vs. Min.
- 5 4 times, last 12/4/05 vs. Hou.

Fewest Field Goals Attempted by Opponent

Season

- 19 2000
- 23 2006
- 25 1999

Fewest Field Goals Made by Opponent

Season

- 14 2000
- 17 2006
- 19 2001, 1999

Most Consecutive Games Scoring Field Goals

- 38 1999 (Final 6)-2001

Most Consecutive Games Scoring Field Goals, by Opponent

- 15 2002 (Final game)-2003 (1st 14 games)
- 1996 (2nd-16th game)

Most Safeties

Season

- 2 2006, 1998

Game

- 1 7 times, last 10/1/06 vs. SD

Most Safeties by Opponent

Season

- 2 2002
- 1 2006, 2005, 2004, 1997, 1996

Game

- 1 7 times, last 11/12/06 at Ten.

FIRST DOWNS

Most First Downs

Season

- 338 1996
- 299 2001
- 292 1997

Game

- 29 11/24/96 vs. Jax.
- 28 10/6/96 vs. NE
- 27 9/24/00 vs. Cin.

Fewest First Downs

Season

- 243 1998
- 259 2003, 1999
- 260 2004

Game

- 5 12/24/00 vs. NYJ
- 8 3 times, last 11/13/05 at Jax.

Most First Downs by Opponent

Season

- 351 1996
- 316 2002
- 306 1997

Game

- 33 11/3/96 vs. Cin.
- 30 9/30/02 vs. Den.
- 29 9/14/97 at NYG

Fewest First Downs by Opponent

Season

- 216 2000
- 236 2006
- 248 2003

Game

- 5 11/26/00 vs. Cle.
- 7 3 times, last 11/9/03 at STL

Most First Downs Rushing

Season

- 116 2000
- 115 2003
- 108 1996



BALTIMORE RAVENS TEAM RECORDS

Game

15 11/19/00 vs. Dal.
14 11/26/00 vs. Cle.
13 4 times, last 9/28/03 vs. KC

Fewest First Downs Rushing

Season

86 2006, 1998
87 1999
90 2002

Game

0 9/18/05 at Ten.
1 5 times, last 12/24/00 vs. NYJ

Most First Downs Rushing by Opponent

Season

115 1996
101 1997
95 2002

Game

15 11/3/96 vs. Cin.
14 9/8/96 at Pit.
12 4 times, last 12/26/04 at Pit.

Fewest First Downs Rushing by Opponent

Season

59 2006, 2000
70 1999
78 2003

Game

0 10/29/06 at NO
12/28/03 vs. Pit.
12/19/99 vs. NO

Most First Downs Passing

Season

208 1996
180 2001
179 2006

Game

19 10/6/96 vs. NE
11/24/96 vs. Jax.
17 6 times, last 12/25/05 vs. Min.

Fewest First Downs Passing

Season

121 2003
135 2004
140 1998

Game

3 11/9/97 at Pit.
4 7 times, last 10/24/04 vs. Buf.

Most First Downs Passing by Opponent

Season

213 1996
190 2002
180 1998, 1997

Game

20 11/28/99 vs. Jax.
12/13/98 vs. Min.
19 11/29/98 vs. Ind.
12/8/96 at Cin.

Fewest First Downs Passing by Opponent

Season

135 2000
144 2003
151 2006

Game

2 11/26/00 vs. Cle.
3 3 times, last 11/9/03 at STL

Most First Downs by Penalty

Season

27 2001
26 2005, 2002
24 1999

Game

5 4 times, last 10/19/03 at Cin.

Fewest First Downs by Penalty

Season

16 2000
17 2006, 1997, 1998
22 2004, 1996

Most First Downs by Penalty by Opponent

Season

37 2005
32 1999
31 2002

Game

8 10/9/05 at Det.
7 11/15/98 at SD
6 9/14/97 at NYG

Fewest First Downs by Penalty by Opponent

Season

20 2001
22 2000
23 1996

NET YARDS

Most Total Net Yards (Rushing and Passing)

Season

5,723 1996
5,291 1997
5,124 2001

Game

479 11/19/00 vs. Dal.
478 10/27/96 vs. STL - OT
463 10/6/96 vs. NE

Fewest Total Net Yards (Rushing and Passing)

Season

4,375 2004
4,498 1998
4,639 2002

Game

124 11/28/04 at NE
142 12/24/00 vs. NYJ
157 11/17/02 at Mia.

Most Total Net Yards by Opponent (Rushing and Passing)

Season

5,889 1996
5,363 1997
5,353 2002

Game

548 10/20/96 at Den.
540 11/29/98 vs. Ind.
524 12/24/00 vs. NYJ

Fewest Total Net Yards by Opponent (Rushing and Passing)

Season

3,967 2000
4,222 1999
4,225 2006

BALTIMORE RAVENS TEAM RECORDS

Game

94 9/24/00 vs. Cin.
107 10/10/04 at Was.
112 11/26/00 vs. Cle.

Most Total Net Yards, Both Teams (Rushing and Passing)

Game

964 10/27/96, Bal. (478) vs. STL (486) - OT
940 10/20/96, Bal. (392) at Den. (548)
854 11/29/98, Bal. (314) vs. Ind. (540)

Fewest Total Net Yards, Both Teams (Rushing and Passing)

Game

339 10/10/04, Bal. (232) at Was. (107)
364 11/15/98, Bal. (161) at SD (203)
374 11/14/99, Bal. (242) at Jax. (132)

RUSHING

Most Rushing Attempts

Season

552 2003
511 2000
491 2004

Game

51 11/26/00 vs. Cle.
45 10/2/05 vs. NYJ
12/7/03 vs.. Cin.

Fewest Rushing Attempts

Season

408 1998
416 1996
420 1997

Game

13 9/18/05 at Ten.
12/16/01 vs. Pit.
14 12/6/98 at Ten.

Most Rushing Attempts by Opponent

Season

508 1996
472 1998
471 2002

Game

47 10/27/96 vs. STL - OT
46 10/4/04 vs. KC
42 3 times, last 12/26/04 at Pit.

Fewest Rushing Attempts by Opponent

Season

361 2000
367 2006
392 1999

Game

11 11/26/06 vs. Pit.
13 9/10/06 at TB
10/1/00 at Cle.

Most Yards Gained Rushing

Season

2,674 2003
2,199 2000
2,063 2004

Game

343 9/14/03 vs. Cle.
276 12/21/03 at Cle.
254 9/26/04 at Cin.

Fewest Yards Gained Rushing

Season

1,589 1997
1,605 2005
1,629 1998

Game

14 9/18/05 at Ten.
24 12/20/98 at Chi.
36 10/11/98 vs. Ten.

Most Yards Gained Rushing by Opponent

Season

1,920 1996
1,762 2002
1,705 1998

Game

222 10/20/96 at Den.
214 10/5/97 vs. Pit.
206 9/8/96 at Pit.

Fewest Yards Gained Rushing by Opponent

Season

970 2000
1,214 2006
1,231 1999

Game

4 9/24/00 vs. Cin.
11 12/19/99 vs. NO
21 11/26/06 vs. Pit.

Highest Average Gain, Rushing

Season

4.8 2003
4.3 2000
4.2 2004, 2002, 1996

Lowest Average Gain, Rushing

Season

3.4 2006
3.6 2005
3.7 2001

Highest Average Gain, Rushing by Opponent

Season

3.8 1996
3.7 2005, 2002
3.6 2004, 1998, 1997

Lowest Average Gain, Rushing by Opponent

Season

2.7 2000
3.1 1999
3.3 2006

Most TDs Rushing

Season

18 2003
11 2006, 2004, 2001
10 1996

Game

3 5 times, last 11/19/06 vs. Atl.

Fewest TDs Rushing

Season

5 2005
7 1998, 1997
9 2002, 2000, 1999

Most TDs Rushing by Opponent

Season

18 1996
17 2002, 1997
12 1998



BALTIMORE RAVENS TEAM RECORDS

Game

- 4 10/9/05 at Det.
- 3 7 times, last 11/12/06 at Ten.

Fewest TDs Rushing by Opponent

Season

- 5 2006, 2000
- 6 2003, 1999
- 8 2005

PASSING

Most Passing Attempts

Season

- 586 1997
- 570 1996
- 562 2005

Game

- 64 9/23/01 at Cin.
- 54 9/11/05 vs. Ind.
- 51 3 times, last 10/27/02 vs. Pit.

Fewest Passing Attempts

Season

- 415 2003
- 465 2004
- 477 1998

Game

- 17 10/4/04 vs. KC
- 11/8/98 vs. Oak.
- 18 6 times, last 10/10/04 at Was.

Most Passing Attempts by Opponent

Season

- 599 1999
- 573 2002
- 556 1997

Game

- 69 12/24/00 vs. NYJ
- 56 12/13/98 vs. Min.
- 54 9/30/02 vs. Den.

Fewest Passing Attempts by Opponent

Season

- 501 2004
- 509 2006
- 526 2005

Game

- 15 10/13/96 at Ind.
- 16 9/17/00 vs. Mia.
- 10/21/99 vs. KC

Most Pass Completions

Season

- 338 1997
- 335 2005, 1996
- 228 2006

Game

- 34 9/11/05 vs. Ind.
- 9/23/01 at Cin.
- 32 10/19/97 vs. Mia.

Fewest Pass Completions

Season

- 217 2003
- 258 2004
- 262 2002

Game

- 7 9/14/03 vs. Cle.
- 8 12/7/03 vs. Cin.
- 12/12/99 at Pit.

Most Pass Completions by Opponent

Season

- 360 2002
- 350 1996
- 332 1997

Game

- 36 12/24/00 vs. NYJ
- 35 9/30/02 vs. Den.
- 32 12/13/98 vs. Min.

Fewest Pass Completions by Opponent

Season

- 276 2004
- 279 2006
- 295 2000

Game

- 9 4 times, last 12/10/00 vs. SD

Most Net Yards Gained, Passing

Season

- 3,978 1996
- 3,702 1997
- 3,435 2006

Game

- 404 10/27/96 vs. STL - OT
- 371 11/12/06 at Ten.
- 356 11/24/96 vs. Jax.

Fewest Net Yards Gained, Passing

Season

- 2,255 2003
- 2,312 2004
- 2,815 2000

Game

- 37 12/17/00 at Ari.
- 47 11/28/04 at NE
- 50 9/14/03 vs. Cle.

Most Net Yards Gained, Passing by Opponent

Season

- 3,969 1996
- 3,673 1997
- 3,592 1998

Game

- 473 12/24/00 vs. NYJ
- 375 9/10/00 vs. Jax.
- 371 10/6/02 at Cle.

Fewest Net Yards Gained, Passing by Opponent

Season

- 2,805 2003
- 2,964 2005
- 2,991 1999

Game

- 55 10/10/04 at Was.
- 64 12/10/00 vs. SD
- 74 11/9/03 at STL

Most Times Sacked

Season

- 56 1999
- 43 2000
- 42 2003

Game

- 7 7 times, last 11/9/03 at STL

Fewest Times Sacked

Season

- 17 2006
- 35 2004
- 37 1997

BALTIMORE RAVENS TEAM RECORDS

Most Times Opponents Sacked

Season	
60	2006
49	1999
47	2003

Game	
9	11/26/06 vs. Pit. 11/16/97 vs. Phi. - OT
7	9/24/06 at Cle. 12/26/99 vs. Cin.

Fewest Times Opponents Sacked

Season	
30	1996
33	2002
35	2000

Most Consecutive Games Sacked

23	(9th game in 2003 - 14th in 2004)
13	(7th in 1999 - 3rd in 2000) (10th in 1996 - 6th in 1997)

Most Consecutive Games Opponents Sacked

22	(9th game in 2000 - 14th in 2001)
21	(8th game in 1997 - 12th in 1998)
18	(15th game in 2005 - all 16 in 2006)

Highest Completion Percentage

Season	
62.6	2006 (328-524)
59.6	2005 (335-562)
58.8	1996 (335-570)

Game	
80.0	9/9/01 vs. Chi. (24-30)
79.4	11/1/98 vs. Jax. (27-34)
77.8	12/10/06 at KC (21-27) 11/26/06 vs. Pit. (21-27)

Lowest Completion Percentage

Season	
49.5	1999 (270-546)
52.3	2003 (217-415)
54.7	2002 (262-479)

Game	
30.8	12/12/99 at Pit. (8-26)
35.3	11/15/98 at SD (12-34)
37.0	1/7/02 vs. Min. (10-27)

Highest Completion Percentage by Opponent

Season	
65.2	1996 (350-537)
62.8	2002 (360-573)
59.7	1997 (332-556)

Game	
83.9	11/17/96 at SF (26-31)
80.6	12/5/04 vs. Cin. (29-36)
79.4	10/14/01 at GB (27-34)

Lowest Completion Percentage by Opponent

Season	
54.8	2006 (279-509), 1999 (328-599)
55.1	2004 (276-501)
55.7	2003 (296-531)

Game	
35.7	11/15/98 at SD (15-42)
37.0	9/17/06 vs. Oak. (10-27) 12/12/04 vs. NYG (10-27)

Most TDs Passing

Season	
34	1996
25	1997
21	2006, 1999

Game

5	9/10/00 vs. Jax.
4	4 times, last 12/12/04 vs. NYG

Fewest TDs Passing

Season	
13	2004
16	2003, 1998
17	2005

Most TDs Passing by Opponent

Season	
27	1996
20	1999, 1998, 1997
19	2003

Game	
5	11/23/03 vs. Sea

Fewest TDs Passing by Opponent

Season	
11	2000
14	2004
16	2006, 2002, 2001

Most Passes Had Intercepted

Season	
21	2005
20	2001, 1999, 1996
19	2003, 2000

Game	
4	5 times, last 11/18/01 vs. Cle.

Fewest Passes Had Intercepted

Season	
11	2004
14	2006, 2002
15	1998

PUNTING

Most Punts

Season	
104	1999
97	2004
92	1998

Game	
10	4 times, last 9/18/05 at Ten.

Fewest Punts

Season	
69	1996
83	1997
84	2002

Game	
1	10/31/05 at Pit. 9/24/00 vs. Cin.
2	8 times, last 12/25/05 vs. Min.

Most Punts by Opponent

Season	
115	1999
105	2003
98	2001

Game	
11	12/19/99 vs. NO
10	4 times, last 10/7/01 vs. Ten.

Fewest Punts by Opponent

Season	
68	1996
78	2002
82	1997



BALTIMORE RAVENS TEAM RECORDS

Game

0 12/26/04 vs. Pit.
2 8 times, last 11/6/05 vs. Cin.

Highest Punting Average

Season

43.2 1996
43.0 2006
42.9 1998

Lowest Punting Average

Season

38.0 2001
40.2 2000
40.5 2002

Highest Punting Average by Opponent

Season

44.9 2006
44.5 2000
44.0 1997

Lowest Punting Average by Opponent

Season

40.1 2004, 2003
40.5 2005
40.8 2002

PUNT RETURNS

Most Punt Returns

Season

60 2004
59 1999
53 2003

Game

9 11/26/00 vs. Cle.
7 5 times, last 11/14/04 at NYJ

Fewest Punt Returns

Season

34 2002
38 1996
39 2005

Most Punt Returns by Opponent

Season

55 2005
53 1997
44 2006

Game

7 12/4/05 vs. Hou.
11/13/05 at Jax.
6 11 times, last 1/1/06 at Cle.

Fewest Punt Returns by Opponent

Season

27 1996
33 2001
36 2004

Most Fair Catches

Season

23 2003
20 1999
14 2002, 1997, 1996

Game

4 3 times, last 12/4/05 vs. Hou.

Most Fair Catches by Opponent

Season

28 1999
24 1998
23 2000

Game

6 12/19/99 vs. NO
4 12/20/98 at Chi.
10/25/98 at GB

Most Yards, Punt Returns

Season

713 2000
616 2004
564 1997

Game

184 12/7/97 vs. Sea.
173 12/24/00 vs. NYJ
126 11/26/00 vs. Cle.

Fewest Yards, Punt Returns

Season

351 2006
357 1996
384 2002

Most Yards, Punt Returns by Opponent

Season

481 2005
471 2002
468 1999

Game

117 11/2/97 at NYJ (OT)
110 11/23/97 vs. Ari.
92 12/15/02 at Hou.

Fewest Yards, Punt Returns by Opponent

Season

183 2001
273 1996
281 2004

Highest Average, Punt Returns

Season

15.8 2000 (45-713)
13.4 1997 (42-564)
12.6 1998 (43-541)

Lowest Average, Punt Returns

Season

7.7 1999 (59-452), 2003 (53-410)
7.8 2006 (45-351)
9.4 1996 (38-357)

Highest Average, Punt Returns by Opponent

Season

11.8 2002 (40-471)
10.9 1999 (43-468)
10.1 1996 (27-273)

Lowest Average, Punt Returns by Opponent

Season

5.5 2001 (33-183)
7.1 1998 (40-284)
7.8 2004 (36-280)

Most TDs on Punt Returns

Season

2 2004, 2000, 1998, 1997
1 2002

Game

2 12/24/00 vs. NYJ
12/7/97 vs. Sea.
1 5 times, last 10/10/04 at Was.

BALTIMORE RAVENS TEAM RECORDS

Most TDs on Punt Returns by Opponent

Season	2 2002
	1 2005, 1999, 1998
Game	1 5 times, last 1/1/06 at Cle.

KICKOFF RETURNS

Most Kickoff Returns

Season	86 1996
	71 1997
	69 1998
Game	10 12/13/98 vs. Min.
	9 9/10/00 vs. Jax.
	5 5 times, last 11/27/05 at Cin.

Fewest Kickoff Returns

Season	45 2006, 2000
	55 1999
	57 2003, 2001

Most Kickoff Returns by Opponent

Season	75 2006
	73 2000
	70 2003, 1999, 1996
Game	9 12/19/05 vs. GB
	12/2/01 vs. Ind.
	8 3 times, last 1/2/05 vs. Mia.

Fewest Kickoff Returns by Opponent

Season	57 1998
	59 1997
	62 2005

Most Yards, Kickoff Returns

Season	1,734 1996
	1,700 1998
	1,435 1997
Game	367 12/13/98 vs. Min.
	193 11/29/98 vs. Ind.
	189 11/1/98 vs. Jax.
	10/5/97 vs. Pit.

Fewest Yards, Kickoff Returns

Season	1,005 2000
	1,046 2006
	1,098 1999
Game	0 3 times, last 9/24/06 at Cle.

Most Yards, Kickoff Returns by Opponent

Season	1,636 2006
	1,558 2000
	1,512 2002
Game	244 11/10/02 vs. Cin.
	237 1/2/05 vs. Mia.
	206 9/17/06 vs. Oak.

Fewest Yards, Kickoff Returns by Opponent

Season	1,168 1998
	1,323 1997
	1,352 2005
Game	0 11/16/03 at Mia.
	9/8/02 at Car.
	8 9/6/98 vs. Pit.

Highest Average, Kickoff Returns

Season	24.6 1998 (69-1,700)
	23.6 2001 (57-1,347)
	23.2 2006 (45-1,046)

Lowest Average, Kickoff Returns

Season	20.2 1996 (86-1,735); 1997 (71-1,435)
	20.3 1999 (54-1,098)
	20.7 2004 (61-1,264)

Highest Average, Kickoff Returns by Opponent

Season	23.2 2004 (65-1,509)
	22.8 1997 (58-1,323)
	22.6 2002 (67-1,512)

Lowest Average, Kickoff Returns by Opponent

Season	20.0 1996 (70-1,402)
	20.5 1998 (57-1,168)
	21.1 1999 (70-1,479)

Most TDs on Kickoff Returns

Season	2 1998
Game	*2 12/13/98 vs. Min.

Most TDs on Kickoff Returns by Opponent

Season	2 2004, 1998
	1 2003, 2002, 1997
Game	1 7 times, last 1/2/05 vs. Mia.

* Ties NFL record



S Corey Harris (pictured above) helped tie an NFL single-game record on Dec. 13, 1998 when Baltimore ran back 2 KORs for TDs (the other was by Patrick Johnson) vs. the Minnesota Vikings.

BALTIMORE RAVENS TEAM RECORDS

FUMBLES

Most Fumbles

Season	37 2003, 1997
	34 2002
	31 2001, 1998

Game

7	10/13/02 at Ind. 10/22/00 vs. Ten.
5	8 times, last 9/26/04 at Cin.

Fewest Fumbles

Season	21 2006
	23 1996
	24 1999

Most Fumbles by Opponent

Season	45 2000
	29 2003
	28 2005

Game

8	10/8/00 at Jax.
5	5 times, last 9/17/06 vs. Oak.

Fewest Fumbles by Opponent

Season	17 1998
	21 2001
	23 2004, 1997, 1996

Most Fumbles Lost

Season	19 2003
	18 2002
	17 1997

Game

5	12/13/98 vs. Min.
4	11/9/03 at STL 11/1/98 vs. Jax.

Fewest Fumbles Lost

Season	7 2000
	9 2006
	11 1999

Most Fumbles Lost by Opponent

Season	26 2000
	17 2003
	15 2005

Game

4	3 times, last 12/12/04 vs. NYG
---	--------------------------------

Fewest Fumbles Lost by Opponent

Season	6 2002, 1998
	7 1996
	10 1999

Most Own Fumbles Recovered

Season	20 1997
	19 2000
	18 2003

Fewest Own Fumbles Recovered

Season	10 1996
	12 2006
	13 2005, 2004, 1999

Most Opponents Fumbles Recovered

Season	26 2000
	17 2003
	15 2005

Game

4	3 times, last 12/12/04 vs. NYG
---	--------------------------------

Fewest Opponents Fumbles Recovered

Season	5 1998
	6 2002
	7 1996

Most TDs, Fumbles Recovered, Own & Opponent

Season	2 2005, 2004
	1 2006, 2003, 2002, 2001

Game

1	8 times, last 11/26/06 vs. Pit.
---	---------------------------------

Most TDs, Own Fumbles Recovered

Season	1 2004, 2003, 2002
---------------	--------------------

Game

1	12/5/04 vs. Cin. 9/21/03 at SD 12/29/02 at Pit.
---	---

Most TDs, Opponents Fumbles Recovered

Season	2 2005
	1 2006, 2004, 2001

Game

1	5 times, last 11/26/06 vs. Pit.
---	---------------------------------



Entering 2007, LB Ray Lewis holds the Ravens' career record for FRs (11), just ahead of fellow 'backer Terrell Suggs (9).

BALTIMORE RAVENS TEAM RECORDS

INTERCEPTIONS

Most Interceptions

Season	28 2006
	25 2002
	24 2003
Game	4 6 times, last 10/29/06 at NO

Fewest Interceptions

Season	11 2005
	15 1996
	16 2001

Most Interceptions By Opponent

Season	21 2005
	20 2001, 1999, 1996
	19 2003, 2000
Game	4 5 times, last 11/18/01 vs. Cle.

Fewest Interceptions By Opponent

Season	11 2004
	14 2006, 2002
	15 1998

Most Consecutive Games w/ Interceptions

10	2005-06 (last game in '06 through 1st 9 in '06)
9	2006 (games 1-9)
7	2002 (games 3-9)
	2000 (games 2-8)
	1996 (games 7-13)

Most Consecutive Games w/ Ints By Opponent

9	2001 (games 5-13)
7	1996-97 (last 4 through 1st 3)
	1998 (games 5-11)

Most Interception Yards

Season	700 2004
	544 2006
	511 2003
Game	183 12/24/00 vs. NYJ
	156 10/24/04 vs. Buf.
	123 9/10/06 at TB

Fewest Interception Return Yards

Season	147 1996
	161 1998
	191 2005

Most Interception Yards By Opponent

Season	349 1996
	331 2001
	269 2003
Game	108 10/21/99 vs. KC
	103 12/19/04 at Ind.
	97 9/15/02 vs. TB

Fewest Interception Yards By Opponent

Season	118 1997
	142 2006
	148 1998

Most TDs on Interceptions

Season	5 2006, 2004
	4 2003, 1999
	2 2002, 1998
Game	2 10/29/06 at NO
	1 25 times, last 12/31/06 vs. Buf.

Most TDs on Interceptions By Opponent

Season	3 2005, 2001, 1999, 1996
	2 2000
	1 2002
Game	2 10/21/99 vs. KC
	1 13 times, last 11/13/05 at Jax.

PENALTIES

Fewest Penalties

Season	89 2001
	94 2004, 1996
	95 2000
Game	1 3 times, last 11/10/02 vs. Cin.

Most Penalties

Season	139 2005
	126 2003
	125 1999
Game	21 10/9/05 at Det.
	14 11/15/98 at SD
	11/23/03 vs. Sea.

Fewest Penalties by Opponent

Season	79 2006
	84 2000
	101 2004
Game	1 12/8/96 at Cin.
	2 8 times, last 9/24/06 at Cle.

Most Penalties by Opponent

Season	122 1999, 1998
	110 2005
	106 2003, 1997
Game	16 11/15/98 at SD
	15 10/10/99 at Ten.
	11/21/99 at Cin.
	14 11/8/98 vs. Oak.
	10/27/96 vs. STL

Fewest Penalties, Both Teams

Game	4 9/8/96, Bal. (1) at Pit. (3)
	5 12/8/96, Bal. (4) at Cin. (1)
	6 7 times, last 10/9/06 Bal. (3) at Den. (3)

Most Penalties, Both Teams

Game	30 11/15/98, Bal. (14) at SD (16)
	28 10/9/05, Bal. (21) at Det. (7)
	24 10/10/99, Bal. (9) at Ten. (15)



BALTIMORE RAVENS TEAM RECORDS

Fewest Yards Penalized

Season	
728	2001
730	2000
777	1997
Game	
5	11/10/02 vs. Cin.
10	11/29/98 vs. Ind. 9/8/96 at Pit.

Most Yards Penalized

Season	
1,067	2005
1,010	1999
970	2003
Game	
147	10/9/05 at Det.
146	10/6/96 vs. NE
123	9/19/04 vs. Pit.

Fewest Yards Opponent Penalized

Season	
535	2000
580	2006
744	1996
Game	
5	12/8/96 at Cin.
11	11/26/00 vs. Cle.
15	5 times last 12/17/00 at Ari.

Most Yards Opponent Penalized

Season	
1,118	1999
1,013	1998
935	2003
Game	
212	10/10/99 at Ten.
146	11/15/98 at SD
141	10/11/98 vs. Ten.

Fewest Yards Penalized, Both Teams

Game	
30	9/8/96, Bal. (10) at Pit. (20)
35	12/10/00, Bal. (15) vs. SD (20) 11/16/97, Bal. (15) vs. Phi. (20)

Most Yards Penalized, Both Teams

Game	
293	10/10/99, Bal. (81) at Ten. (212)
252	11/15/98, Bal. (106) at SD (146)
219	9/7/03, Bal. (81) at Pit. (138)

TURNOVERS

Most Turnovers

Season	
38	2003
36	2005, 2001
33	1997, 1996
Game	
7	11/9/03 at STL 11/9/97 at Pit.
6	9/23/01 at Cin. 12/13/98 vs. Min.

Fewest Turnovers

Season	
23	2006, 2004
26	2000
30	1998

Most Turnovers by Opponent

Season	
49	2000
41	2003
40	2006
Game	
6	4 times, last 9/17/06 vs. Oak.

Fewest Turnovers by Opponent

Season	
22	1996
23	1998
26	2005

Most Turnovers, Both Teams


Season	
79	2003
75	2000
64	2001
Game	
11	11/9/03, Bal. (7) at STL (4)

Most TDs by Ravens off Turnovers

Season	
7	2004 (5 INTs, 2 FRs)
6	2006 (5 INTs, 1 FR)
4	2003 (4 INTs), 1999 (4 INTs)
Game	
2	10/29/06 at NO (2 INT-TDs)
1	31 times, last 12/31/06 vs. Buf.

Most TDs by Opponent off Turnovers

Season	
4	1999 (3 INTs, 1FR), 1996 (3 INTs, 1 FR)
3	2005 (3 INTs), 2001 (3 INTs)
Game	
2	10/21/99 vs. KC
1	22 times, last 11/13/05 at Jax.



S Dawan Landry had 1 of Baltimore's 6 TDs off turnovers (5 INTs and 1 FR) in 2006. At New Orleans (10/29), Landry and fellow rookie CB Ronnie Prude each had an INT-TD in the Ravens' 35-22 win.

BALTIMORE RAVENS POSTSEASON RECORDS

ABBREVIATIONS

WC - Wild Card D - Divisional Playoff A - AFC Championship SB - Super Bowl

SERVICE

Most Games Played

8 by many players

Most Games, Head Coach

8 **Brian Billick**

Most Games Won, Head Coach

5 **Brian Billick**

Most Games Lost, Head Coach

3 **Brian Billick**

SCORING

Most Points Scored

Career

52 **Matt Stover** (16-16 PATs, 12-15 FGs), 2006, 2003, 2000-01
 24 **Jamal Lewis** (4 TDs), 2003; 2000
 12 **Shannon Sharpe** (2 TDs), 2000-01
Jermaine Lewis (2 TDs), 2000-01

Game

12 **Jamal Lewis** (12/31/00 vs. Den.) - WC
 10 **Matt Stover** (1/14/01 at Oak.) - A
Matt Stover (1/28/01 at NYG) - SB

Most Points By A Rookie

Game

12 **Jamal Lewis** (12/31/00 vs. Den.) - WC

Most Consecutive Games Scoring

8 **Matt Stover**, 2006, 2003, 2001, 2000

Most TDs

Career

4 **Jamal Lewis**, 2000
 2 **Jermaine Lewis**, 2000
Shannon Sharpe, 2000

Game

2 **Jamal Lewis** (12/31/00 vs. Den.) - WC
 1 14 times, last by **Todd Heap** (1/3/04 vs. Ten.) - WC

Most TDs, Rookie Season

4 **Jamal Lewis**, 2000

Most Consecutive Games Scoring a TD

2 **Jamal Lewis** (12/31/00 vs. Den.) - WC through (1/07/01 at Ten.) - D

Most (Kicking) PAT Attempted

Career

16 **Matt Stover**, 2006, 2003, 2000-01

Game

4 **Matt Stover** (1/28/01 at NYG) - SB

Most (Kicking) PAT Made

Career

16 **Matt Stover**, 2006, 2003, 2000-01

Game

4 **Matt Stover** (1/28/01 at NYG) - SB

Most Consecutive (Kicking) PAT

16 **Matt Stover**, 2006, 2003, 2000-01

Highest (Kicking) PAT Percentage, Career

1.000 **Matt Stover** (16-16), 2006, 2003, 2000-01

Most 2-Point Conversions

Career

None

Game

None

Most Field Goals Attempted

Career

15 **Matt Stover**

Game

4 **Matt Stover** (1/14/01 at Oak.) - A
Matt Stover (1/13/02 at Mia.) - D
Matt Stover (1/28/01 at NYG) - SB

Most Field Goals Made

Career

12 **Matt Stover** 2006, 2003, 2000-01

Game

3 **Matt Stover** (1/14/01 at Oak.) - A

Longest Field Goal

51 **Matt Stover** (1/13/07 vs. Ind.) - D
 47 **Matt Stover** (1/28/01 at NYG) - SB
 43 **Matt Stover** (1/3/04 vs. Ten.) - W

Longest Field Goal Attempted

51 **Matt Stover** (1/13/07 vs. Ind.) - D
 47 **Matt Stover** (1/28/01 at NYG) - SB
 43 **Matt Stover** (1/3/04 vs. Ten.) - W

Highest Field Goal Percentage

Career

80.0 **Matt Stover** (12-15), 2006, 2003, 2000-01

Most Safeties

Career

None

Game

None

RUSHING

Most Rushing Attempts

Career

130 **Jamal Lewis**, 2006, 2003, 2000
 29 **Terry Allen**, 2001

Game

30 **Jamal Lewis** (12/31/00 vs. Den.) - WC
 29 **Jamal Lewis** (1/14/01 at Oak.) - A

Most Yardage

Career

426 **Jamal Lewis**, 2006, 2003, 2000
 120 **Terry Allen**, 2001

Game

110 **Jamal Lewis** (12/31/00 vs. Den.) - WC
 109 **Terry Allen** (1/13/02 at Mia.) - WC

Most 100-Yard Rushing Games

Career

2 **Jamal Lewis**, 2000
 1 **Terry Allen**, 2001

Longest Run From Scrimmage

27t **Jamal Lewis** (12/31/00 vs. Den.) - WC
 19 **Jamal Lewis** (1/28/01 vs. NYG) - SB



BALTIMORE RAVENS POSTSEASON RECORDS

Most Rushing TDs

Career

- 4 Jamal Lewis, 2006, 2003, 2000
- 1 Terry Allen, 2001

Game

- 2 Jamal Lewis (12/31/00 vs. Den.) - WC
- 1 Jamal Lewis (1/7/01 at Ten.) - D
- 1 Jamal Lewis (1/28/01 at NYG) - SB

Most Consecutive Games With A Rushing TD

- 2 Jamal Lewis (12/31/00 vs. Den.) - WC
- through (1/07/01 at Ten.) - D

Highest Rushing Average

Career (min. 40 carries)

- 3.3 Jamal Lewis

Game (min. 10 carries)

- 6.5 Jason Brookins (1/13/02 at Mia.) - WC
- 4.4 Terry Allen (1/13/02 at Mia.) - WC

PASSING

Highest Quarterback Passer Rating

Career (min. 60 attempts)

- 83.7 Trent Dilfer, 2000
- 57.7 Anthony Wright, 2003

Game (min. 12 attempts)

- 118.1 Trent Dilfer (12/31/00 vs. Den.) - WC
- 106.9 Elvis Grbac (1/13/02 at Mia.) - WC

Most Pass Attempts

Career

- 73 Trent Dilfer, 2000
- 55 Elvis Grbac, 2001

Game

- 37 Anthony Wright (1/3/04 vs. Ten.) - WC
- Elvis Grbac (1/20/02 at Pit.) - D
- 29 Steve McNair (1/13/07 vs. Ind.) - D

Most Pass Completions

Career

- 35 Trent Dilfer, 2000
- 30 Elvis Grbac, 2001

Game

- 20 Anthony Wright (1/3/04 vs. Ten.) - WC
- 18 Steve McNair (1/13/07 vs. Ind.) - D
- Elvis Grbac (1/20/02 at Pit.) - D

Most Passing Yardage

Career

- 590 Trent Dilfer, 2000
- 286 Elvis Grbac, 2001

Game

- 214 Anthony Wright (1/3/04 vs. Ten.) - WC
- 190 Trent Dilfer (1/14/01 at Oak.) - A

Most 300-Yard Passing Games

Career

- None

Longest Completion

- 96t Trent Dilfer (1/14/01 at Oak.) - A
- 58t Trent Dilfer (12/31/00 vs. Den.) WC

Highest Completion Percentage

Career

- 62.1 Steve McNair, 2006
- 54.5 Elvis Grbac, 2001

Game (min. 12 attempts)

- 66.7 Elvis Grbac (1/13/02 at Mia.) - WC
- 64.3 Trent Dilfer (12/31/00 vs. Den.) - WC

Highest Average Gain Per Attempt

Career

- 8.08 Trent Dilfer, 2000
- 5.97 Steve McNair, 2006

Game (min. 15 attempts)

- 10.56 Trent Dilfer (1/14/01 at Oak.) - A
- 9.29 Trent Dilfer (12/31/00 vs. Den.) - WC

Most TDs

Career

- 3 Trent Dilfer, 2000
- 1 Anthony Wright, 2003
- Elvis Grbac, 2001

Game

- 1 Anthony Wright (1/3/04 vs. Ten.) - WC
- Trent Dilfer (1/28/01 at NYG) - SB
- Trent Dilfer (1/14/01 at Oak.) - A
- Trent Dilfer (12/31/00 vs. Den.) - WC

Most Games, 4 TD Passes

Career

- None

Most Games, 3 or More TD Passes

Career

- None

Most Consecutive Games, TD Passes

- 2 Trent Dilfer (1/28/01 at NYG) - SB
- (1/14/01 at Oak.) - A

Most Consecutive Passes Attempted, None Intercepted

- 53 Trent Dilfer (12/31/00 vs. Den.) - WC
- through (1/14/01 at Oak.) - A

Most Passes Had Intercepted

Career

- 3 Elvis Grbac, 2001
- 2 Steve McNair, 2006
- Anthony Wright, 2003

Game

- 3 Elvis Grbac (1/20/02 at Pit.) - D
- 2 Steve McNair (1/13/07 vs. Ind.) - D
- Anthony Wright (1/3/04 vs. Ten.) - WC

Most Pass Attempts, No Interceptions, Game

- 25 Trent Dilfer (1/28/01 at NYG) - SB
- 18 Elvis Grbac (1/13/02 at Mia.) - WC

Lowest Percentage, Passes Had Intercepted

Career

- 1.4 Trent Dilfer (1 in 73), 2000
- 5.4 Anthony Wright (2 in 37), 2003

Most Times Sacked

Career

- 10 Trent Dilfer, 2000
- 4 Elvis Grbac, 2001

Game

- 3 Elvis Grbac (1/20/02 at Pit.) - D
- Trent Dilfer (1/28/01 at NYG) - SB
- Trent Dilfer (1/7/01 at Ten.) - D



BALTIMORE RAVENS POSTSEASON RECORDS

RECEIVING

Most Pass Receptions

Career

- 15 Shannon Sharpe, 2000-01
- 13 Travis Taylor, 2003, 2001
- 11 Qadry Ismail, 2000-01

Game

- 7 Travis Taylor (1/3/04 vs. Ten.) - WC
- 6 **Todd Heap** (1/3/04 vs. Ten.) - WC
- 5 Shannon Sharpe (1/20/02 at Pit.) - WC

Most Receiving Yardage

Career

- 309 Shannon Sharpe, 2000-01
- 174 Qadry Ismail, 2000-01
- 158 Travis Taylor, 2003, 2001

Game

- 96 Shannon Sharpe (1/14/01 at Oak.) - A
- 82 Travis Taylor (1/3/04 vs. Ten.) - WC
- 80 **Todd Heap** (1/3/04 vs. Ten.) - WC

Most Games, 100 or More Yards, Pass Receiving

Career

None

Longest Pass Reception

- 96t Shannon Sharpe (1/14/01 at Oak.) - A
- 56t Shannon Sharpe (12/31/00 vs. Den.) - WC
- 56 Shannon Sharpe (1/7/01 at Ten.) - D

Average Gain Per Reception

Career

- 20.6 Shannon Sharpe (6-309)

Game (min. 3 rec.)

- 24.3 Shannon Sharpe (3-73, 12/31/00 vs. Den.) - WC

Most TD Receptions

Career

- 2 Shannon Sharpe, 2000-01
- 1 **Todd Heap**, 2006, 2003
- Brandon Stokley, 2000-01
- Travis Taylor, 2001

Game

- 1 5 times by 4 players, last by **Todd Heap** (1/3/04 vs. Ten.) - WC

INTERCEPTIONS

Most Interceptions

Career

- 4 Duane Starks, 2000-01
- 3 **Chris McAlister**, 2006, 2003, 2000-01
- Ed Reed**, 2006, 2003

Game

- 2 **Ed Reed** (1/13/07 vs. Ind.) - D
- Duane Starks (1/14/01 at Oak.) - A
- 1 13 times, last by **Chris McAlister** (1/3/04 vs. Ten.) - WC

Most Yards Gained After Interceptions

Career

- 119 Duane Starks, 2000-01
- 56 Will Demps, 2003
- 54 **Ray Lewis**, 2006, 2003, 2000-01

Game

- 56t Will Demps (1/3/04 vs. Ten.) - WC
- 50t **Ray Lewis** (1/7/01 at Ten.) - D
- 49 Duane Starks (1/28/01 vs. NYG) - S

Longest Interception Return

- 56t Will Demps (1/3/04 vs. Ten.) - WC
- 50 **Ray Lewis** (1/7/01 at Ten.) - D
- 49t Duane Starks (1/28/01 at NYG) - SB

Highest Average on Interception Returns

Career (min. 3)

- 29.8 Duane Starks (4-119), 2000-01

Most TDs on Interception Returns

Career

- 1 **Ray Lewis** (1/7/01 at Ten.) - D
- Will Demps (1/3/04 vs. Ten.) - WC
- Duane Starks (1/28/01 at NYG) - SB

Game

- 1 **Ray Lewis** (1/7/01 at Ten.) - D
- Will Demps (1/3/04 vs. Ten.) - WC
- Duane Starks (1/28/01 at NYG) - SB

PUNTING

Most Punts

Career

- 45 Kyle Richardson, 2000-01
- 8 Dave Zastudil, 2003

Game

- 10 Kyle Richardson (1/28/01 at NYG) - SB
- Kyle Richardson (12/31/00 vs. Den.) - WC

Longest Punt

- 66 Kyle Richardson (12/31/00 vs. Den.) - WC
- 56 Dave Zastudil (1/3/04 vs. Ten.) - D

Highest Punting Average

Career (min. 8)

- 48.8 Dave Zastudil, 2003
- 40.0 Kyle Richardson, 2000-01

Game (min. 4 punts)

- 48.8 Dave Zastudil (1/3/04 vs. Ten.) - WC
- 45.5 Kyle Richardson (1/13/02 at Mia.) - WC

Most Punts Inside the 20

Career

- 15 Kyle Richardson, 2000-01
- 1 **Sam Koch**, 2006

Game

- 4 Kyle Richardson (1/28/01 at NYG) - SB
- Kyle Richardson (1/14/01 at Oak.) - A
- Kyle Richardson (12/31/00 vs. Den.) - WC

Most Punts Had Blocked

Career

- 2 Kyle Richardson, 2000-01

Game

- 2 Kyle Richardson (1/7/01 at Ten.) - D



Sam Koch was the 1st rookie punter in Ravens team history to participate in the playoffs.



BALTIMORE RAVENS POSTSEASON RECORDS

PUNT RETURNS

Most Punt Returns

Career

- 16 Jermaine Lewis, 2000-01
- 2 **Cory Ross**, 2006
- Lamont Brightful, 2003

Game

- 4 Jermaine Lewis (12/31/00 vs. Den.) - WC
- 3 Jermaine Lewis (3 times, last 1/20/02 at Pit.) - D

Most Fair Catches

Career

- 11 Jermaine Lewis, 2000-01
- 2 Lamont Brightful, 2003

Game

- 4 Jermaine Lewis (1/28/01 at NYG) - SB
- 3 Jermaine Lewis (1/7/01 at Ten.) - D

Most Yards Gained on Punt Returns

Career

- 224 Jermaine Lewis, 2000-01
- 30 **Cory Ross**, 2006

Game

- 99 Jermaine Lewis (1/20/02 at Pit.) - D
- 58 Jermaine Lewis (1/14/01 at Oak.) - A

Longest Punt Return

- 88t Jermaine Lewis (1/20/02 at Pit.) - D
- 38 Jermaine Lewis (1/14/01 at Oak.) - A

Highest Average

Career (min. 10 returns)

- 14.0 Jermaine Lewis, 2000-01

Game (min. 3 returns)

- 33.0 Jermaine Lewis (3-99, 1/20/02 at Pit.) - D

Most TDs

Career

- 1 Jermaine Lewis, 2000-01

Game

- 1 Jermaine Lewis (1/20/02 at Pit.) -D

KICKOFF RETURNS

Most Kickoff Returns

Career

- 11 Jermaine Lewis, 2000-01
- 6 **Cory Ross**, 2006

Game

- 6 **Cory Ross**, (1/13/07 vs. Ind.) - D
- 4 Jermaine Lewis (1/20/02 at Pit.) - D

Most Yards Gained on Kickoff Returns

Career

- 293 Jermaine Lewis, 2000-01
- 124 **Cory Ross**, 2006

Game

- 124 **Cory Ross**, (1/13/07 vs. Ind.) - D
- 111 Jermaine Lewis (1/28/01 at NYG) - SB

Longest Kickoff Return

- 84t Jermaine Lewis (1/28/01 at NYG) - SB
- 29 Jermaine Lewis (1/14/01 at Oak.) - A

Highest Average

Career (min. 5 returns)

- 26.6 Jermaine Lewis, 2000-01
- 20.7 **Cory Ross**, 2006

Game (min. 2 returns)

- 55.5 Jermaine Lewis (1/28/01 at NYG) - SB
- 24.5 Jermaine Lewis (1/7/01 at Ten.) - D

Most TDs

Career

- 1 Jermaine Lewis, 2000-01

Game

- 1 Jermaine Lewis (1/28/01 at NYG) - SB

COMBINED NET YARDS

Most Attempts

Career

- 140 Jamal Lewis, 2006, 2003, 2000

Game

- 32 Jamal Lewis (1/14/01 at Oak.) - A
- 31 Jamal Lewis (12/31/00 vs. Den.) - WC

Most Yardage Gained

Career

- 534 Jermaine Lewis 2000-01
- 494 Jamal Lewis, 2006, 2003, 2000

Game

- 181 Jermaine Lewis (1/20/02 at Pit.) - D
- 154 **Cory Ross** (1/13/07 vs. Ind.) - D

FUMBLES

Most Fumbles

Career

- 3 Trent Dilfer, 2000
- 2 Jermaine Lewis, 2000-01

Game

- 1 10 times by 7 players, last by **Steve McNair** (1/13/07 vs. Ind.) - D

Most Opponents Fumbles Recovered

Career

- 1 **Ray Lewis**, 2006, 2003, 2000-01
- Robert Bailey, 2000
- Peter Boulware, 2000-01
- Sam Adams, 2000-01

Game

- 1 4 times, last by Sam Adams (1/13/02 at Mia.) - WC

Most Opponents Fumbles Forced

Career

- 2 **Ray Lewis**, 2006, 2003, 2000-01
- Peter Boulware, 2003, 2000-01
- Jamie Sharper, 2000-01

Game

- 2 **Ray Lewis** (1/20/02 at Pit.) - D
- 1 7 times, last by Terrell Suggs (1/13/07 vs. Ind.) - D

Longest Fumble Return

Career

None

Game

None

Most TDs on Fumble Returns (Opponent Fumble)

Career

None

Game

None

BALTIMORE RAVENS POSTSEASON RECORDS

SACKS

Most Sacks

Career

- 6 Michael McCrary, 2000
- 3 Peter Boulware, 2000-01
- Jamie Sharper, 2000-01

Game

- 3 Michael McCrary (12/31/00 vs. Den.) - WC
- 2 Michael McCrary (1/28/01 at NYG) - SB
- Jamie Sharper (1/14/01 at Oak.) - A

Most Sack Yardage

Career

- 44 Michael McCrary, 2000-01
- 29 Peter Boulware, 2000-01, 2003
- 13.5 Rob Burnett, 200-01

Game

- 23 Michael McCrary (12/31/00 vs. Den.) - WC
- 15 Peter Boulware (12/31/00 vs. Den.) - WC
- 13 Peter Boulware (12/31/00 vs. Den.) - WC

TACKLES

Most Tackles


Career

- 100 Ray Lewis, 2006, 2003, 2000-01
- 40 Jamie Sharper, 2000-01
- 38 Rod Woodson, 2000-01

Game

- 23 Ray Lewis (1/13/07 vs. Ind.) - D
- 18 Ray Lewis (1/3/04 vs. Ten.) - WC
- 14 Jamie Sharper (1/20/02 at Pit.) - D

Note: Tackles are not an official statistic recognized by the NFL. Ravens tackles are reviewed and determined from game video by Baltimore's coaching team.



Baltimore CB Duane Starks picked off a Kerry Collins' pass in the 3rd quarter of Super Bowl XXXV and returned it for a 49-yard TD. Starks' score gave the Ravens a 17-0 lead over New York.



TE Shannon Sharpe bolted 56 yards to the end zone during Baltimore's 21-3 win over Denver on 12/31/00. The Wild Card win kicked off the Ravens' run to their Super Bowl championship.



BALTIMORE
RAVENS.COM



BALTIMORE RAVENS TEAM POSTSEASON RECORDS

WINS/LOSSES

All-Time Postseason Record
5-3

All-Time Postseason Home Record
1-2

All-Time Postseason Road Record
4-1

Most Consecutive Games Won
5 2000-01

Most Consecutive Games Lost
3 1 each in 2006, 2003, 2001

SCORING

Most Points Scored

34 1/28/01 at NYG - SB
24 1/7/01 at Ten. - D
21 12/31/00 vs. Den. - WC

Most Points Allowed

27 1/20/02 at Pit. - D
20 1/3/04 vs. Ten. - WC
15 1/13/07 vs. Ind. - D

Most Points Scored, Both Teams

41 1/28/01 at NYG - SB (Bal. 34, NYG 7)
37 1/20/02 at Pit. - D (Pit. 27, Bal. 10)
1/3/04 vs. Ten. - WC (Ten. 20, Bal. 17)

Fewest Points Scored

6 1/13/07 vs. Ind. - D
10 1/20/02 at Pit. - D
16 1/14/01 at Oak. - A

Fewest Points Allowed

3 1/13/02 at Mia. - WC
1/14/01 at Oak. - A
12/31/00 vs. Den. - WC

Fewest Points Scored, Both Teams

19 1/14/01 at Oak. - A (Bal. 16, Oak. 3)
21 1/13/07 vs. Ind. - D (Ind. 15, Bal. 3)
23 1/13/02 at Mia. - WC (Bal. 20, Mia. 3)

Most Points Overcome to Win Game

7 1/7/01 at Ten. - D (trailed 0-7, won 24-10)
3 1/13/02 at Mia. - WC (trailed 0-3, won 20-3)

Largest Blown Lead to Lose Game

None

Most Points, Each Half

1st
14 12/31/00 vs. Den. - WC
2nd
24 1/28/01 at NYG - SB

Most Points Scored, Each Quarter

1st
7 1/28/01 at NYG - SB; (1/3/04 vs. Ten.) - WC
2nd
14 12/31/00 vs. Den. - WC
3rd
14 1/28/01 at NYG - SB
4th
14 1/7/01 at Ten. - D
OT
None

Most Points Allowed, Each Quarter

1st
10 1/20/02 at Pit. - D
2nd
10 1/20/02 at Pit. - D
3rd
7 1/28/01 at NYG - SB; (1/3/04 vs. Ten.) - WC
4th
7 1/20/02 at Pit. - D
OT
None

Most Consecutive Games Scoring

8 2006, 2003, 2000-01

Most TDs

4 1/28/01 at NYG - SB

Fewest TDs

0 1/13/07 vs. Ind. - D

Most TDs By Opponent

3 1/20/02 at Pit. - D

Fewest TDs By Opponent

0 4 times, last 1/13/07 vs. Ind. - D

Most Consecutive Games Scoring TDs

7 2000-01, 2003

Most (1-Point) PAT

4 1/28/01 at NYG - SB

Most (1-Point) PAT by Opponents

3 1/20/02 at Pit. - D

Most (2-Point) PAT

None

Most (2-Point) PAT by Opponent

None

Most Field Goals Attempted

4 1/14/01 at Oak. - A

Most Field Goals Made

3 1/14/01 at Oak. - A

Most Field Goals Attempted by Opponent

5 1/13/07 vs. Ind. - D

Most Field Goals Made by Opponent

5 1/13/07 vs. Ind. - D

Most Safeties

None

Most Safeties by Opponent

None

FIRST DOWNS

Most First Downs

20 1/13/02 at Mia. - WC
13 3 times, last 1/13/07 vs. Ind. - D

Fewest First Downs

6 1/7/01 at Ten. - D
7 1/20/02 at Pit. - D

Most First Downs by Opponent

23 1/7/01 at Ten. - D
21 1/20/02 at Pit. - D

BALTIMORE RAVENS TEAM POSTSEASON RECORDS

Fewest First Downs by Opponent

- 9 1/13/02 at Mia. - WC
12/31/00 vs. Den. - WC
- 11 1/28/01 at NYG - SB

Most First Downs Rushing

- 12 1/13/02 at Mia. - WC
- 6 1/28/01 at NYG - SB
1/14/01 at Oak. - A

Fewest First Downs Rushing

- 0 1/20/02 at Pit. - D
- 1 1/3/04 vs. Ten. - WC

Most First Downs Rushing by Opponent

- 11 1/20/02 at Pit. - D
1/7/01 at Ten. - D

Fewest First Downs Rushing by Opponent

- 1 1/13/02 at Mia. - WC
12/31/00 vs. Den. - WC

Most First Downs Passing

- 11 1/3/04 vs. Ten. - WC
- 7 1/13/02 at Mia. - WC
12/31/00 vs. Den. - WC

Fewest First Downs Passing

- 4 1/7/01 at Ten. - D
- 5 1/14/01 at Oak. - A

Most First Downs Passing by Opponent

- 11 1/7/01 at Ten. - D
- 9 1/13/07 vs. Ind. - D

Fewest First Downs Passing by Opponent

- 6 3 times, last 1/3/04 vs. Ten. - WC

Most First Downs by Penalty

- 2 1/13/07 vs. Ind. - D
- 1 5 times, last 1/20/02 at Pit. - D

Fewest First Downs by Penalty

- 0 1/3/04 vs. Ten. - WC
1/7/01 at Ten. - D

Most First Downs by Penalty by Opponent

- 3 1/28/01 at NYG - SB
- 2 4 times, last 1/20/02 at Pit. - D

Fewest First Downs by Penalty by Opponent

- 0 3 times, last 1/3/04 vs. Ten. - WC

NET YARDS

Most Total Net Yards (Rushing and Passing)

- 347 1/13/02 at Mia. - WC
- 282 1/14/01 at Oak. - A

Fewest Total Net Yards (Rushing and Passing)

- 134 1/7/01 at Ten. - D
- 150 1/20/02 at Pit. - D

Most Total Net Yards by Opp. (Rushing and Passing)

- 324 1/3/04 vs. Ten. - WC
- 317 1/7/01 at Ten. - D

Fewest Total Net Yards by Opp. (Rushing and Passing)

- 151 1/13/02 at Mia. - WC
- 152 1/28/01 at NYG - SB

RUSHING

Most Rushing Attempts

- 50 1/13/02 at Mia. - WC
- 46 1/14/01 at Oak. - A

Fewest Rushing Attempts

- 11 1/20/02 at Pit. - D
- 16 1/3/04 vs. Ten. - WC

Most Rushing Attempts by Opponent

- 49 1/20/02 at Pit. - D
- 40 1/3/04 vs. Ten. - WC

Fewest Rushing Attempts by Opponent

- 15 1/13/02 at Mia. - WC
- 16 1/28/01 at NYG - SB

Most Yards Gained Rushing

- 226 1/13/02 at Mia. - WC
- 122 12/31/00 vs. Den. - WC

Fewest Yards Gained Rushing

- 22 1/20/02 at Pit. - D
- 49 1/7/01 at Ten. - D

Most Yards Gained Rushing by Opponent

- 165 1/3/04 vs. Ten. - WC
- 154 1/20/02 at Pit. - D

Fewest Yards Gained Rushing by Opponent

- 24 1/14/01 at Oak. - A
- 42 12/31/00 vs. Den. - WC

Highest Average Gain, Rushing

- 4.5 1/13/02 at Mia. - WC, 50 for 226 yards
- 4.2 1/13/07 vs. Ind. - D, 20 for 83 yards

Lowest Average Gain, Rushing

- 2.0 1/20/02 at Pit. - D, 11 for 22 yards
- 2.1 1/7/01 at Ten. - D, 23 for 49 yards

Highest Average Gain, Rushing by Opponent

- 4.1 1/3/04 vs. Ten. - WC, 40 for 165 yards
- 1/28/01 at NYG - SB, 16 for 66 yards

Lowest Average Gain, Rushing by Opponent

- 1.4 1/14/01 at Oak. - A, 17 for 24 yards
- 2.3 12/31/00 vs. Den. - WC, 18 for 42 yards

Most TDs Rushing

- 2 12/31/00 vs. Den. - WC
- 1 3 times, last 1/13/02 at Mia. - D

Fewest TDs Rushing

- 0 4 times, last 1/13/07 vs. Ind. - D

Most TDs Rushing by Opponent

- 2 1/20/02 at Pit. - D
- 1 1/3/04 vs. Ten. - WC
1/7/01 at Ten. - D

Fewest TDs Rushing by Opponent

- 0 5 times, last 1/13/07 vs. Ind. - D

PASSING

Most Passing Attempts

- 37 1/3/04 vs. Ten. - WC
- 1/20/02 at Pit. - D
- 29 1/13/07 vs. Ind. - D



BALTIMORE RAVENS TEAM POSTSEASON RECORDS

Fewest Passing Attempts

- 15 12/31/00 vs. Den. - WC
- 17 1/7/01 at Ten. - D

Most Passing Attempts by Opponent

- 47 1/7/01 at Ten. - D
- 39 1/28/01 at NYG - SB

Fewest Passing Attempts by Opponent

- 22 1/20/02 at Pit. - D
- 23 1/3/04 vs. Ten. - W

Most Pass Completions

- 20 1/3/04 vs. Ten. - WC
- 18 1/13/07 vs. Ind. - D
- 1/20/02 at Pit. - D

Fewest Pass Completions

- 5 1/7/01 at Ten. - D
- 9 1/14/01 at Oak. - A
- 12/31/00 vs. Den. - WC

Most Pass Completions by Opponent

- 25 1/7/01 at Ten. - D
- 19 1/14/01 at Oak. - A

Fewest Pass Completions by Opponent

- 12 1/20/02 at Pit. - D
- 14 1/3/04 vs. Ten. - WC

Most Yards Gained, Passing

- 214 1/3/04 vs. Ten. - WC
- 190 1/14/01 at Oak. - A

Fewest Yards Gained, Passing

- 117 1/7/01 at Ten. - D
- 130 12/31/00 vs. Den. - WC

Most Yards Gained, Passing by Opponent

- 195 1/7/01 at Ten. - D
- 187 1/14/01 at Oak. - A

Fewest Yards Gained, Passing by Opponent

- 112 1/28/01 at NYG - SB
- 122 1/13/02 at Mia. - WC

Most Times Sacked

- 3 3 times, last 1/20/02 at Pit. - D

Fewest Times Sacked

- 1 1/13/02 at Mia. - WC
- 2 4 times, last 1/13/07 vs. Ind. - D

Most Times Opponents Sacked

- 5 12/31/00 vs. Den. - WC
- 4 1/28/01 at NYG - SB
- 1/14/01 at Oak. - A

Fewest Times Opponents Sacked

- 0 1/3/04 vs. Ten. - WC
- 1 1/13/07 vs. Ind. - D
- 1/7/01 at Ten. - D

Highest Completion Percentage

- 66.7 1/13/02 vs. Mia. - WC, 12 of 18
- 62.1 1/13/07 vs. Ind. - D, 18 of 29

Highest Completion Percentage by Opponent

- 60.9 1/3/04 vs. Ten. - WC - 14 of 23
- 54.5 1/20/02 at Pit. - D - 12 of 22

Most TDs Passing

- 1 5 times, last 1/3/04 vs. Ten. - WC

Most TDs Passing by Opponent

- 1 1/20/02 at Pit. - D
- 1/3/04 vs. Ten. - WC

Most Passes Had Intercepted

- 3 1/20/02 at Pit. - D
- 2 1/13/07 vs. Ind. - D
- 1/3/04 vs. Ten. - WC

Most Opponent Passes Intercepted

- 4 1/28/01 at NYG - SB
- 1/14/01 at Oak. - A

PUNTING

Most Punts

- 10 1/28/01 at NYG - SB
- 12/31/00 vs. Den. - WC

Fewest Punts

- 4 1/13/02 at Mia. - WC
- 5 1/13/07 vs. Ind. - D

Most Punts by Opponent

- 11 1/28/01 at NYG - SB
- 9 12/31/00 vs. Den. - WC

Fewest Punts by Opponent

- 4 1/13/07 vs. Ind. - D
- 5 1/7/01 at Ten. - D
- 1/13/02 at Mia. - WC

Highest Punting Average

- 48.8 1/3/04 vs. Ten. - WC
- 45.5 1/13/02 at Mia. - WC

Lowest Punting Average

- 27.6 1/7/01 at Ten. - D
- 37.4 1/20/02 at Pit. - D

Highest Punting Average by Opponent

- 47.4 1/13/02 at Mia. - WC
- 45.0 1/13/07 vs. Ind. - D
- 1/14/01 at Oak. - A

Lowest Punting Average by Opponent

- 37.8 1/7/01 at Ten. - D
- 38.4 1/28/01 at NYG - SB
- 12/31/00 vs. Den. - WC

PUNT RETURNS

Most Punt Returns

- 4 12/31/00 vs. Den. - WC
- 3 3 times, last 1/13/02 at Pit. - D

Fewest Punt Returns

- 1 1/7/01 at Ten. - D
- 2 3 times, last 1/13/07 vs. Ind. - D

Most Punt Returns by Opponent

- 6 1/3/04 vs. Ten. - WC
- 5 1/20/02 at Pit. - D
- 1/28/01 vs. NYG - SB

Fewest Punt Returns by Opponent

- 2 3 times, last 1/13/02 at Mia. - WC

Most Fair Catches

- 4 1/28/01 at NYG - SB
- 3 1/7/01 at Ten. - D

BALTIMORE RAVENS TEAM POSTSEASON RECORDS

Most Fair Catches by Opponent

3 1/28/01 at NYG - SB
1 5 times, last 1/13/07 vs. Ind. - D

Most Yards, Punt Returns

99 1/20/02 at Pit. - D
58 1/14/01 at Oak. - A

Most Yards, Punt Returns by Opponent

70 1/3/04 vs. Ten. - WC
67 1/20/02 at Pit. - D

Highest Average, Punt Returns

33.0 1/20/02 at Pit. - D
19.3 1/14/01 at Oak. - A

Lowest Average, Punt Returns

1.0 1/3/04 vs. Ten. - WC
1.5 1/13/02 at Mia. - D

Highest Average, Punt Returns by Opponent

13.4 1/20/02 at Pit. - D
11.7 1/3/04 vs. Ten. - WC

Lowest Average, Punt Returns by Opponent

2.5 1/7/01 at Ten. - D
3.3 12/31/00 vs. Den. - WC

Most TDs on Punt Returns

1 1/20/02 at Pit. - D

Most TDs on Punt Returns by Opponent

None

KICKOFF RETURNS

Most Kickoff Returns

6 1/13/07 vs. Ind. - D
1/20/02 at Pit. - D

Fewest Kickoff Returns

2 4 times, last 1/13/02 at Mia. - WC

Most Kickoff Returns by Opponent

7 1/28/01 at NYG - SB
5 1/13/02 at Mia. - D

Fewest Kickoff Returns by Opponent

3 3 times, last 1/13/07 vs. Ind. - D

Most Yards, Kickoff Returns

124 1/13/07 vs. Ind. - D
115 1/20/02 at Pit. - D

Fewest Yards, Kickoff Returns

22 1/13/02 at Mia. - WC
23 12/31/00 vs. Den. - WC

Most Yards, Kickoff Returns by Opponent

171 1/28/01 at NYG - SB
115 1/13/02 at Mia. - WC

Fewest Yards, Kickoff Returns by Opponent

43 12/31/00 vs. Den. - WC
48 1/13/07 vs. Ind. - D

Highest Average, Kickoff Returns

55.5 1/28/01 at NYG - SB
23.0 1/7/01 at Ten. - D

Lowest Average, Kickoff Returns

11.0 1/13/02 at Mia. - WC
11.5 12/31/00 vs. Den. - WC

Highest Average, Kickoff Returns by Opponent

24.4 1/28/01 at NYG - SB
24.0 1/20/02 at Pit. - D

Lowest Average, Kickoff Returns by Opponent

13.8 1/7/01 at Ten. - D
14.3 12/31/00 vs. Den. - WC

Most TDs on Kickoff Returns

1 1/28/01 at NYG - SB

Most TDs on Kickoff Returns by Opponent

1 1/28/01 at NYG - SB

Most TDs on Kickoff Returns, Both Teams

*2 1/28/01 at NYG - SB, Bal. (1), NYG (1)

FUMBLES

Most Fumbles

2 3 times, last 1/13/07 vs. Ind. - D

Fewest Fumbles

0 1/7/01 at Ten. - D

Most Fumbles by Opponent

3 1/20/02 at Pit. - D
1/13/02 at Mia. - WC

Fewest Fumbles by Opponent

0 1/3/04 vs. Ten. - WC
1/7/01 at Ten. - D
12/31/00 vs. Den. - WC

Most Fumbles Lost

2 1/13/07 vs. Ind. - D
1 3 times, last 1/20/02 at Pit. - D

Fewest Fumbles Lost

0 4 times, last 1/3/04 vs. Ten. - WC

Most Fumbles Lost by Opponent

2 1/13/02 at Mia. - WC

Fewest Fumbles Lost by Opponent

0 4 times, last 1/3/04 vs. Ten. - WC

Most Fumbles Recovered, Own and Opponents

3 1/28/01 at NYG - SB (2 own, 1 opp.)
2 1/13/02 at Mia. - WC (2 opp.)
1/14/01 at Oak. - A (1 own, 1 opp.)

Fewest Fumbles Recovered, Own and Opponents

0 3 times, last 1/13/07 vs. Ind. - D

Most Fumbles Recovered, Own

2 1/28/01 at NYG - SB
1 3 times, last 1/3/04 vs. Ten. - WC

Most Fumbles Recovered, Opponents

2 1/13/02 at Mia. - WC
1 1/28/01 at NYG - SB
1/14/01 at Oak. - A

Most TDs, Fumbles Recovered, Own and Opponents

None

Most TDs, Own Fumbles Recovered

None

Most TDs, Opponents Fumbles Recovered

None

*NFL Record



BALTIMORE RAVENS TEAM POSTSEASON RECORDS

TURNOVERS

Most Turnovers

- 4 1/13/07 vs. Ind - D
- 1/20/02 at Pit. - D

Fewest Turnovers

- 0 3 times, last 1/28/01 at NYG - SB

Most Turnovers by Opponent

- 5 1/28/01 at NYG - SB
- 1/14/01 at Oak. - A

Fewest Turnovers by Opponent

- 1 1/20/02 at Pit. - D
- 1/7/01 at Ten. - D
- 12/31/00 vs. Den. - WC

Most Turnovers, Both Teams

- 7 1/14/01 at Oak. - A, Bal. (2), Oak. (5)
- 6 1/13/07 vs. Ind. - D, Bal. (4), Ind. (2)

Most TDs by Ravens off Turnovers

- 1 3 times, last 1/3/04 vs. Ten. - WC

Most TDs by Opponent off Turnovers

0

PENALTIES

Fewest Penalties

- 4 12/31/00 vs. Den. - WC
- 5 1/13/02 at Mia. - WC

Most Penalties

- 10 1/14/01 at Oak. - A
- 9 1/20/02 at Pit. - D
- 1/28/01 at NYG - SB

Fewest Penalties by Opponent

- 3 1/13/07 vs. Ind. - D
- 5 1/20/02 at Pit. - D
- 1/14/01 at Oak. - A

Most Penalties by Opponent

- 6 5 times, last 1/3/04 vs. Ten. - WC

Fewest Penalties, Both Teams

- 9 1/13/07, Bal. (39) vs. Ind. (19) - D
- 10 12/31/00, Bal. (4) vs. Den. (6) - WC

Most Penalties, Both Teams

- 15 1/28/01, Bal. (9) at NYG (6) - SB
- 1/14/01, Bal. (10) at Oak. (5) - A
- 14 1/20/02, Bal. (9) at Pit. (5) - D

Fewest Yards Penalized

- 30 12/31/00 vs. Den. - WC
- 35 1/13/02 at Mia. - WC

Most Yards Penalized

- 95 1/14/01 at Oak. - A
- 70 1/3/04 vs. Ten. - WC
- 1/28/01 at NYG - SB

Fewest Yards Opponent Penalized

- 19 1/13/07 vs. Ind. - D
- 27 1/28/01 at NYG - SB

Most Yards Opponent Penalized

- 55 1/3/04 vs. Ten. - WC
- 1/7/01 at Ten. - D

Fewest Yards Penalized, Both Teams

- 58 1/13/07, Bal. (39) vs. Ind. (19) - D
- 63 12/31/00, Bal. (30) vs. Den. (33) - WC

Most Yards Penalized, Both Teams

- 131 1/14/01, Bal. (95) at Oak. (36) - A
- 125 1/3/04, Bal. (70) vs. Ten. (55) - WC

INTERCEPTIONS

Most Interceptions

- 4 1/28/01 at NYG - SB
- 1/14/01 at Oak. - A
- 3 1/3/04 vs. Ten. - WC

Fewest Interceptions

- 1 4 times, last 1/20/02 at Pit. - D

Most Interceptions By Opponent

- 3 1/20/02 at Pit. - D
- 2 1/13/07 vs. Ind. - D
- 1/3/04 vs. Ten. - WC

Fewest Interceptions By Opponent

- 0 4 times, last 1/13/02 at Mia. - WC

Most Consecutive Games With Interceptions

- 8 12/31/00 vs. Den. - WC
- through 1/13/07 vs. Ind. - D

Most Consecutive Games With INTs By Opponent

- 3 1/20/02 at Pit. - D
- through 1/13/07 vs. Ind. - D

Most Interception Yards

- 79 1/3/04 vs. Ten. - WC
- 59 1/28/01 at NYG - SB
- 1/14/01 at Oak. - A

Fewest Interception Return Yards

- 0 1/13/07 vs. Ind. - D (2 INTs)
- 4 12/31/00 vs. Den. - WC (1 INT)

Most Interception Yards By Opponent

- 51 1/20/02 at Pit. - D (3 INTs)
- 9 1/13/07 vs. Ind. - D (2 INTs)

Most TDs on Interceptions

- 1 1/3/04 vs. Ten. - WC
- 1/28/01 at NYG - SB
- 1/7/01 at Ten. - D

Most TDs on Interceptions By Opponent

None



S Ed Reed has totaled 3 career INTs in the postseason, 2 coming in last season's Divisional Playoff game against Indianapolis.

OPPONENTS BEST GAMES

SCORING

Most Points

- 20 Gary Anderson 12/13/98 vs. Min. (6 FGs, 2 PATs)
- 18 Deuce McAllister 12/8/02 vs. NO (3 rush)
- Jimmy Smith 9/10/00 vs. Jax. (3 receiving)
- Mike Hollis 9/10/00 vs. Jax. (5 FGs, 3 PATs)
- Karim Abdul-Jabbar 10/19/97 vs. Mia. (3 TDs rush)
- Tony Martin 9/28/97 at SD (3 TDs receiving)
- Ed McCaffrey 10/20/96 at Den. (3 TDs receiving)

Most TDs

- 3 Deuce McAllister 12/8/02 vs. NO (3 rushing)
- Jimmy Smith 9/10/00 vs. Jax. (3 receiving)
- Karim Abdul-Jabbar 10/19/97 vs. Mia. (3 rushing)
- Tony Martin 9/28/97 at SD (3 receiving)
- Ed McCaffrey 10/20/96 at Den. (3 receiving)

Most PATs Attempted

- 6 Mike Hollis 11/1/98 vs. Jax.
- Norm Johnson 10/5/97 vs. Pit.
- Jason Elam 10/20/96 at Den.

Most PATs Made

- 6 Mike Hollis 11/1/98 vs. Jax.
- Norm Johnson 10/5/97 vs. Pit.
- Jason Elam 10/20/96 at Den.

Most FGs Attempted

- 6 Gary Anderson 12/13/98 vs. Min.
- 5 Kris Brown 12/4/05 vs. Hou.
- Mike Vanderjagt 10/13/02 at Ind.
- Kris Brown 11/4/01 at Pit.
- Mike Hollis 9/10/00 vs. Jax.
- Mike Hollis 11/30/97 at Jax.
- Jon Hall 11/2/97 at NYJ

Most FGs Made

- 6 Gary Anderson 12/13/98 vs. Min.
- 5 Kris Brown 12/4/05 vs. Hou.
- Mike Vanderjagt 10/13/02 at Ind.
- Mike Hollis 9/10/00 vs. Jax.
- Mike Hollis 11/30/97 at Jax.

Longest FG Attempted

- 60 John Hall 9/13/98 at NYJ
- 57 Mike Vanderjagt 10/13/02 at Ind.
- 54 Nate Kaeding 10/1/06 vs. SD

Longest FG Made

- 54 Nate Kaeding 10/1/06 vs. SD
- 53 Mike Vanderjagt 11/29/98 vs. Ind.
- 52 Olindo Mare 11/16/03 at Mia.
- Norm Johnson 11/9/97 at Pit.

RUSHING

Most Rushing Attempts

- 36 Ricky Williams 11/16/03 at Mia.
- 33 Priest Holmes 10/4/04 vs. KC
- 32 Deuce McAllister 12/8/02 vs. NO
- 31 Lawrence Phillips 10/27/96 vs. STL - OT
- 30 Corey Dillon 11/28/04 at NE
- Julius Jones 11/21/04 vs. Dal.
- Eddie George 10/11/98 vs. Ten.

Most Yards Rushing

- 194 Terrell Davis 10/20/96 at Den.
- 192 Marshall Faulk 11/29/98 vs. Ind.
- 163 James Allen 12/20/98 at Chi.
- 155 Domanick Davis 12/4/05 vs. Hou.
- 151 Fred Taylor 10/20/02 vs. Jax..

Highest Rushing Average (min. 12 carries)

- 11.3 Marshall Faulk 11/29/98 vs. Ind.
- 7.4 Sammy Morris 1/2/05 vs. Mia.
- 7.1 James Allen 12/20/98 at Chi.
- 6.9 Terrell Davis 10/20/96 at Den.
- 6.0 Fred Taylor 10/20/02 vs. Jax.

Longest Rush From Scrimmage

- 77t Shawn Bryson 10/9/05 at Det.
- 74t Kordell Stewart 10/5/97 vs. Pit.
- 71t Terrell Davis 10/20/96 at Den.
- 68t Marshall Faulk 11/29/98 vs. Ind.
- 57 James Allen 12/20/98 at Chi.

Most Rushing TDs

- 3 Deuce McAllister 12/8/02 vs. NO
- Karim Abdul-Jabbar 10/19/97 vs. Mia.
- 2 12 times by 11 players, last by Rudi Johnson 11/27/05 at Cin.

PASSING

Most Passing Attempts

- 69 Vinny Testaverde 12/24/00 vs. NYJ
- 55 Randall Cunningham 12/13/98 vs. Min.
- 53 Brian Griese 9/30/02 vs. Den.
- 52 Carson Palmer 9/26/04 at Cin.
- 50 Mark Brunell 9/10/00 vs. Jax.

Most Pass Completions

- 36 Vinny Testaverde 12/24/00 vs. NYJ
- 35 Brian Griese 9/30/02 vs. Den.
- 32 Randall Cunningham 12/13/98 vs. Min.
- 30 Jon Kitna 12/01/02 at Cin.
- Peyton Manning 10/13/02 at Ind.

Most Yards Passing

- 481 Vinny Testaverde 12/24/00 vs. NYJ
- 386 Mark Brunell 9/10/00 vs. Jax.
- 383 Drew Brees 10/29/06 at NO
- 382 Carson Palmer 12/5/04 vs. Cin.
- 376 Mark Brunell 9/20/98 at Jax.

Highest Completion Percentage

- 83.9 Elvis Grbac 11/17/96 at SF (26-31)
- 83.3 Rob Johnson 8/31/97 vs. Jax. (20-24)
- 80.6 Carson Palmer 12/5/04 vs. Cin. (29-36)
- 79.4 Brett Favre 10/4/01 at GB (27-34)
- 79.2 Steve McNair 12/22/96 vs. Hou. (19-24)

Longest Completion

- 90t Kordell Stewart to Bobby Shaw, 12/16/01 vs. Pit.
- 82t Jon Kitna to Chad Johnson, 10/19/03 at Cin.
- 81t Josh Miller to Chris Hope, 12/28/03 vs. Pit.
- 80t Matt Hasselbeck to Darrell Jackson, 11/23/03 vs. Sea.
- 78t Mark Brunell to Fred Taylor, 11/1/98 vs. Jax.

Most TD Passes

- 5 Matt Hasselbeck 11/23/03 vs. Sea.
- 4 Drew Bledsoe 10/6/96 vs. NE
- 3 13 times by 12 players, last by Drew Brees 10/29/06 at NO

Most Interceptions Thrown

- 4 Drew Bledsoe 12/24/04 vs. Buf.
- Jeff Garcia 11/30/03 vs. SF
- 3 22 times by 19 players, last by Drew Brees 10/29/06 at NO



OPPONENTS BEST GAMES

RECEIVING

Most Receptions

- 15 Jimmy Smith 9/10/00 vs. Jax.
- 12 Marvin Harrison 10/13/02 at Ind.
Derrick Mason 11/12/01 at Ten.
- 11 4 times, last by Peter Warrick 12/7/03 vs. Cin.

Highest Average Gain Per Reception (min. 3)

- 38.8 Tony Martin 9/28/97 at SD (4-155)
- 36.5 Chris Chambers 1/2/05 vs. Mia. (4-146)
- 32.3 Plaxico Burress 12/26/04 at Pit. (3-97)
- 27.3 Courtney Hawkins 10/18/98 at Pit. (3-82)
- 27.2 Marques Colston 10/29/06 at NO (6-163)

Most Receiving Yards

- 291 Jimmy Smith 9/10/00 vs. Jax.
- 229 Isaac Bruce 10/27/96 vs. STL - OT
- 189 Steve Smith 10/15/06 vs. Car.
- 171 T.J. Houshmandzadeh 12/5/04 vs. Cin.
- 165 Dennis Northcutt 10/6/02 at Cle.

Most Touchdown Receptions

- 3 Jimmy Smith 9/10/00 vs. Jax.
Tony Martin 9/28/97 at SD
Ed McCaffrey 10/20/96 at Den.
- 2 17 times, last by Marques Colston 10/29/06 vs. NO

INTERCEPTIONS

Most Interceptions

- 3 Anthony Henry 11/18/01 vs. Cle.
- 2 16 times, last by Lamont Thompson 11/12/06 at Ten.

Most Interception Return Yardage

- 97 Derrick Brooks 9/15/02 vs. TB (1 TD ret.)
- 87 Perry Phenix 11/12/00 at Ten. (1 TD ret.)
- 71 Cato June 12/19/04 at Ind. (1 ret.)
- 68 Jeff Herrod 10/13/96 at Ind. (1 ret.)
- 66 Takeo Spikes 9/23/01 at Cin. (1 ret.)

Highest Average on Int. Return Yardage (min. 2)

- 29.5 James Hasty 10/21/99 vs. KC (2-59)
Jerametrius Butler 11/9/03 at STL (2-59)
- 25.0 Brian Russell 1/1/06 at Cle. (2-50)
- 18.5 Rayna Stewart 9/10/00 vs. Jax. (2-37)
- 15.5 Gary Brackett 9/11/05 vs. Ind. (2-31)

Longest Interception Return

- 97t Derrick Brooks 9/15/02 vs. TB
- 87t Perry Phenix 11/12/00 at Ten.
- 71 Cato June 12/19/04 at Ind.
- 68t Jeff Herrod 10/13/96 at Ind.
- 66t Takeo Spikes 9/23/01 at Cin.

Touchdowns

- 1 15 times, last by Mike Peterson 11/13/05 at Jax.

SACKS

Most Sacks

- 3.5 Gerald Dixon 12/21/97 at Cin.
- 3 9 times, last by Shantee Orr 12/4/05 vs. Hou.

Most Sack Yardage

- 25 Kenard Lang 9/12/04 at Cle. (3 sacks)
- 24 Ricardo McDonald 12/20/98 at Chi. (1 sack)
- 23 3 times, last by Shantee Orr 12/4/05 vs. Hou. (3 sacks)

PUNTING

Most Punts

- 11 Tommy Barnhardt 12/19/99 vs. NO
- 10 4 times, last by Craig Hentrich 10/7/01 vs. Ten.

Most Punting Yardage

- 491 Chris Gardocki 11/26/00 vs. Cle. (10 punts)
- 447 Chris Gardocki 9/26/99 vs. Cle. (10 punts)
- 421 Darren Bennett 11/15/98 at SD (10 punts)

Highest Punting Average (4 punts)

- 53.8 Mike Scifres 10/1/06 vs. SD (5 punts)
- 53.5 Shane Lechler 9/17/06 vs. Oak. (4 punts)
- 52.8 Lee Johnson 9/7/97 vs. Cin. (4 punts)

Longest Punt

- 71 Mike Scifres 10/1/06 vs. SD
- 69 3 times, last by Hunter Smith 10/13/02 at Ind.

Most Punts Inside 20

- 8 Bryan Barker 11/14/99 at Jax.
- 5 Matt Turk 11/16/03 at Mia.
- 4 10 times, last by Craig Hentrich 9/18/05 at Ten.

PUNT RETURNS

Most Punt Returns

- 7 Alvin Pearman 11/13/05 at Jax.
- 6 9 times, last by Dennis Northcutt 1/1/06 at Cle.

Most Punt Return Yardage

- 117 Leon Johnson 11/2/97 at NYJ - OT
- 110 Kevin Williams 11/23/97 vs. Ari.
- 92 Avlon Black 12/15/02 at Hou.

Highest Punt Return Average (3 returns)

- 30.7 Avlon Black 12/15/02 at Hou. (3 returns)
- 25.0 Roell Preston 10/25/98 at GB (4 returns)
- 19.5 Leon Johnson 11/2/97 at NYJ - OT (6 returns)

Longest Punt Return

- 86t Craig Yeast 11/21/99 at Cin.
- 76t Avlon Black 12/15/02 at Hou.
- 71t Roell Preston 10/25/98 at GB

TDs

- 1 5 times, last by Dennis Northcutt 1/1/06 at Cle. (62 yards)

KICKOFF RETURNS

Most Kickoff Returns

- 8 Terrence Wilkins 12/2/01 vs. Ind.
- 7 5 times, last by Chris Perry 11/5/06 vs. Cin.

Most Kickoff Return Yardage

- 228 Brandon Bennett 11/10/02 vs. Cin. (6 ret.)
- 210 Wes Welker 1/2/05 vs. Mia. (7 ret.)
- 206 Chris Carr 9/17/06 vs. Oak. (7 ret.)

Highest Kickoff Return Average (3 returns)

- 43.0 Will Blackwell 10/5/97 vs. Pit. (3-129)
- 40.3 Dante Hall 9/28/03 vs. KC (3-121)
- 38.0 Brandon Bennett 11/10/02 vs. Cin. (6-228)

Longest Kickoff Return

- 97t Dante Hall 9/28/03 vs. KC
Tremain Mack 9/27/98 vs. Cin.
Will Blackwell 10/5/97 vs. Pit.

TDs

- 1 7 times, last by Wes Welker 1/2/05 vs. Mia. (95 yards)

BALTIMORE PRO FOOTBALL RECORDS

Note: The following records reflect the performances of players on 2 professional football teams in Baltimore's past, plus the current NFL Ravens: The Baltimore Colts of the NFL, a team that played in Memorial Stadium from 1953-83; and the initial Colts franchise, which played in the All-American Football Conference from 1947-49, and then in the NFL in 1950. That franchise existed in 1950, but disbanded following that season. This set of statistics is not officially recognized by the NFL, but is meant to honor the players and teams that represented Baltimore's citizens for so many years. This also gives a historical perspective to Baltimore pro football history.

1949-60: 12 GAMES

1947-48, 1961-77: 14 GAMES

1978-83, 1996-2006: 16 GAMES

SCORING

Most Points Scored

Career

1,235	Matt Stover (1996-2006)
678	Lenny Moore (1956-67)
586	Lou Michaels (1965-69)

Season

135	Matt Stover (2000)
134	Matt Stover (2003)
121	Matt Stover (2006)
120	Lenny Moore (1964)
117	Matt Stover (2004)
116	Matt Stover (1999)
115	Matt Stover (2001)
113	Matt Stover (2005)
112	Raul Allegre (1983)
110	Matt Stover (1997)
109	Toni Linhart (1976)
106	Lou Michaels (1967)

Game

24	Lenny Moore (vs. Chi., 10/4/58)
	Lenny Moore (vs. LA Rams, 10/16/60)
	Lenny Moore (vs. Min., 10/1/61)
	Lydell Mitchell (vs. Buf., 10/12/75)
	Marcus Robinson (vs. Sea., 11/23/03)

Most TDs

Career

113	Lenny Moore (1956-67 - includes 1 FR)
68	Raymond Berry (1956-67)
57	Tom Matte (1961-72)

Season

20	Lenny Moore (1964)
15	Lenny Moore (1961)
15	Lydell Mitchell (1975)
14	Lenny Moore (1958)
	Raymond Berry (1959)
	Michael Jackson (1996)
	Jamal Lewis (2003)

Game

4	Lenny Moore (10/4/58 vs. Chi.)
	Lenny Moore (10/16/60 vs. LA)
	Lenny Moore (10/1/61 vs. Min.)
	Lydell Mitchell (10/12/75 vs. Buf.)
	Marcus Robinson (11/23/03 vs. Sea.)

Most Field Goals

Career

300	Matt Stover (1996-2006)
107	Lou Michaels (1964-69)
72	Toni Linhart (1974-79)

Season

35	Matt Stover (2000)
33	Matt Stover (2003)
30	Raul Allegre (1983)
	Matt Stover (2005, 2001)
29	Matt Stover (2004)
28	Matt Stover (1998)
	Matt Stover (2006)

Game

5	Lou Michaels (9/25/66 vs. SF)
	Raul Allegre (10/30/83 at Phi.)
	Matt Stover (9/21/97 at Ten.)
	Matt Stover (12/26/99 vs. Cin.)
	Matt Stover (10/8/00 vs. Jax.)

Most Consecutive Field Goals Made

36	Matt Stover (7th in '05 through 10th in '06)
22	Matt Stover (8th in '99 through 3rd in '00)
18	Matt Stover (1st in '01 through 11th in '01)
	Matt Stover (6th in '04 through 14th in '04)

Highest Career Field Goal Percentage

(Min. 30 attempts)

85.7	Raul Allegre (1983, 30/35)
85.0	Matt Stover (1996-2006, 300/353)
60.5	Toni Linhart (1974-79, 72/119)

Longest Field Goal Made

58	Dan Miller (12/26/82 at SD)
56	Bert Rechichar (9/27/53 vs. Chi.)
	Wade Richey (9/14/03 vs. Cle.)

RUSHING

Most Rushing Attempts

Career

1,822	Jamal Lewis (2000, 2002-06)
1,391	Lydell Mitchell (1972-77)
1,200	Tom Matte (1961-72)
1,069	Lenny Moore (1956-67)

Season

387	Jamal Lewis (2003)
314	Jamal Lewis (2006)
309	Jamal Lewis (2000)
308	Jamal Lewis (2002)
301	Lydell Mitchell (1977)
289	Lydell Mitchell (1976, 1975)

Game

40	Lydell Mitchell (10/20/74 at NYJ, 156 yds.)
36	Bam Morris (10/26/97 at Was., 176 yds.)
	Priest Holmes (11/22/98 at Cin., 227 yds.)
35	Lydell Mitchell (12/9/73 vs. Mia., 104 yds.)
	Jay Graham (11/16/97 vs. Phi. - OT, 154 yds.)

Most Rushing Yardage

Career

7,801	Jamal Lewis (2000, 2002-06)
5,487	Lydell Mitchell (1972-77)
5,174	Lenny Moore (1956-67)
4,646	Tom Matte (1961-72)

Season

2,066	Jamal Lewis (2003)
1,364	Jamal Lewis (2000)
1,327	Jamal Lewis (2002)
1,200	Lydell Mitchell (1976)
1,193	Lydell Mitchell (1975)



BALTIMORE PRO FOOTBALL RECORDS

Game

*295	Jamal Lewis (9/14/03 vs. Cle.)
227	Priest Holmes (11/22/98 at Cin.)
205	Jamal Lewis (12/21/03 at Cle.)
198	Norm Bulaich (9/19/71 vs. NYJ)
194	Alan Ameche (9/25/55 vs. Chi.)

Most Touchdowns Rushing

Career

63	Lenny Moore (1956-67)
45	Tom Matte (1961-72)
	Jamal Lewis (2000, 2002-06)
40	Alan Ameche (1955-60)

Season

16	Lenny Moore (1964)
14	Jamal Lewis (2003)
11	Tom Matte (1969)
	Lydell Mitchell (1975)
	Curtis Dickey (1980)

Game

3	Alan Ameche (10/13/57 vs. GB)
	Lenny Moore (10/16/60 vs. LA)
	Tom Matte (12/29/68 at Cle.)
	Tom Matte (11/2/69 vs. Was.)
	Don McCauley (11/23/75 at Mia.)
	Jamal Lewis (12/7/03 vs. Cin.)
	Jamal Lewis (11/19/06 vs. Atl.)

Most 100-Yard Games

Career

30	Jamal Lewis (2000, 2002-06)
16	Lydell Mitchell (1972-77)
7	Alan Ameche (1955-60)
	Priest Holmes (1997-2000)

Season

12	Jamal Lewis (2003)
5	Jamal Lewis (2002)
	Jamal Lewis (2000)
	Lydell Mitchell (1975)

Longest Run From Scrimmage

96t	Jim Spavital (11/6/50, vs. GB)
82t	Jamal Lewis (9/14/03 vs. Cle.)
80t	Tom Matte (10/12/64, vs. STL)
79t	Alan Ameche (9/25/55 vs. Chi.)
	Lenny Moore (10/28/56)

RECEIVING

Most Pass Receptions

Career

631	Raymond Berry (1955-67)
363	Lenny Moore (1956-67) (RB)
333	Don McCauley (1971-81) (RB)
316	Todd Heap (2001-2006)

Season

86	Derrick Mason (2005)
82	Joe Washington (1979) (RB)
76	Michael Jackson (1996)
75	Todd Heap (2005)
	Raymond Berry (1961)
74	Raymond Berry (1960)
	Qadry Ismail (2001)

Game

13	Joe Washington (9/2/79 at KC)
	Lydell Mitchell (12/15/74 vs. NYJ)
	Priest Holmes (10/11/98 vs. Ten.)
12	Raymond Berry (11/10/57 at Was.)
	Raymond Berry (12/28/58 at NYG)
	Lydell Mitchell (11/28/76 vs. NYJ)

Most Consecutive Games, Pass Receptions

70	Todd Heap (9/8/02 at Car. through present)
43	Lenny Moore (11/10/57 at Was. through 12/18/60 at SF)
38	Raymond Berry (12/28/58 at NYG through 10/1/61 vs. Min.)
37	Jimmy Orr (10/20/63 at Det. through 12/12/65 vs. GB)

Most Receiving Yardage

Career

9,275	Raymond Berry (1955-67)
6,039	Lenny Moore (1956-67)
5,859	Jimmy Orr (1961-70)

Season

1,298	Raymond Berry (1960)
1,201	Michael Jackson (1996)
1,112	Roger Carr (1976)
1,105	Qadry Ismail (1999)
1,099	Derrick Alexander (1996)

Game

258	Qadry Ismail (12/12/99 at Pit.)
224	Raymond Berry (11/10/57 at Was.)
210	Roger Carr (10/24/76 at NYJ)

Most Touchdown Receptions

Career

58	Raymond Berry (1955-67)
50	Jimmy Orr (1961-70)
48	Lenny Moore (1956-67)

Season

14	Raymond Berry (1959)
	Michael Jackson (1996)
11	Jimmy Orr (1962)
	Roger Carr (1976)

Game

4	Marcus Robinson (11/23/03 vs. Sea.)
3	Jim Mutscheller (10/13/57 vs. GB at Mil.)
	Raymond Berry (10/30/60 at Dal.)
	Raymond Berry (11/26/60 at GB)
	Jimmy Orr (12/8/62 vs. Was.)
	Jimmy Orr (10/4/64 vs. LA)
	Roger Carr (9/19/76 vs. Cin.)
	Michael Jackson (12/22/96 vs. Hou.)
	Qadry Ismail (12/12/99 at Pit.)

Most Consecutive Games, Touchdown Receptions

5	Raymond Berry (11/15/59, vs. GB at Mil. through 12/12/59 at LA)
	Jimmy Orr (12/2/62 at Det. through 9/22/63 at SF)
	Michael Jackson (10/20/96 at Den. through 11/17/96 at SF)

Most 100-Yard Receiving Games

Career

23	Raymond Berry (1955-67)
19	Lenny Moore (1956-67)
18	Jimmy Orr (1961-70)

Season

6	Raymond Berry (1960)
5	Lenny Moore (1958)
4	Raymond Berry (1958)
	Raymond Berry (1959)
	Lenny Moore (1959)
	Lenny Moore (1960)
	Jimmy Orr (1962)
	Michael Jackson (1996)
	Mark Clayton (2006)

*NFL Record

BALTIMORE PRO FOOTBALL RECORDS

Longest Reception

92	Derrick Alexander from Eric Zeier (12/7/97 vs. Sea.)
90t	Roger Carr from Bert Jones (11/16/75 vs. NYJ)
89t	John Mackey from John Unitas (10/30/66 at LA) Roger Carr from Bert Jones (11/9/75 at Buf.)
88t	Tom Matte from John Unitas (9/17/67 vs. Atl.)
87t	Mark Clayton from Steve McNair (12/10/06 at KC)
86t	Michael Jackson from Vinny Testaverde (12/22/96 vs. Hou.)

PASSING

Most Pass Attempts

Career

5,110	John Unitas (1956-72)
2,464	Bert Jones (1973-81)
1,036	Kyle Boller (2003-2006)
1,019	Vinny Testaverde (1996-97)
893	Y.A. Tittle (1948-50)

Season

549	Vinny Testaverde (1996)
470	Vinny Testaverde (1997)
468	Steve McNair (2006)
467	Elvis Grbac (2001)
464	Kyle Boller (2004)
459	Greg Landry (1979)
446	Bert Jones (1980)

Game

63	Elvis Grbac (9/23/01 at Cin.)
53	Bert Jones (12/15/74 vs. NYJ)
51	Vinny Testaverde (10/27/96 vs. STL - OT)
50	Vinny Testaverde (11/24/96 vs. Jax. - OT)
	Jeff Blake (10/27/02 vs. Pit.)
49	Greg Landry (12/2/79 at NYJ)

Most Pass Completions

Career

2,796	John Unitas (1956-72)
1,382	Bert Jones (1973-81)
596	Vinny Testaverde (1996-97)
578	Kyle Boller (2003-2006)
470	Y.A. Tittle (1948-50)

Season

325	Vinny Testaverde (1996)
295	Steve McNair (2006)
271	Vinny Testaverde (1997)
270	Greg Landry (1979)
265	Elvis Grbac (2001)
258	Kyle Boller (2004)
255	John Unitas (1967)

Game

36	Bert Jones (12/15/74 vs. NYJ)
33	Elvis Grbac (9/23/01 at Cin.)
32	Vinny Testaverde (10/19/97 vs. Mia.)
31	Vinny Testaverde (10/27/96 vs. STL - OT)
	Vinny Testaverde (11/24/96 vs. Jax. - OT)

Highest Completion Percentage

Season (min. 192)

63.0	Steve McNair (2006)
61.7	Anthony Wright (2005)
60.4	Bert Jones (1976)
59.3	Trent Dilfer (2000)

59.2	Vinny Testaverde (1996)
59.1	Greg Landry (1979)

Most Yards Passing

Career

39,768	John Unitas (1956-72)
17,663	Bert Jones (1973-81)
7,148	Vinny Testaverde (1996-97)
6,615	Y.A. Tittle (1948-50)

Season

4,177	Vinny Testaverde (1996)
3,481	John Unitas (1963)
3,428	John Unitas (1967)

Game

429	Vinny Testaverde (10/27/96 vs. STL - OT)
401	John Unitas (9/17/67 vs. Atl.)
397	John Unitas (11/1/59 vs. Cle.)
385	John Unitas (12/16/62 vs. Min.)
373	Steve McNair (2006)

Most TD Passes

Career

287	John Unitas (1956-72)
122	Bert Jones (1973-81)
51	Vinny Testaverde (1996-97)
47	Earl Morrall (1968-71)

Season

33	Vinny Testaverde (1996)
32	John Unitas (1959)
26	Earl Morrall (1968)

Game

5	Gary Cuozzo (11/14/65 at Min.) Tony Banks (9/10/00 vs. Jax.)
4	Anthony Wright (11/23/03 vs. Sea.) Kyle Boller (12/12/04 vs. NYG)

Most Passes Had Intercepted

Career

246	John Unitas (1956-72)
-----	-----------------------

Season

24	John Unitas (1960, 1961 and 1966)
----	-----------------------------------

Game

6	Fred Enke (10/18/53 at GB)
5	Fred Enke (11/7/53 at Det.) John Unitas (11/26/60 vs. SF) John Unitas (10/8/61 at GB) John Unitas (11/20/66 at De.) Bill Troup (9/10/78 vs. Mia.)



Legendary Hall of Fame QB Johnny Unitas holds many Baltimore football records, including career TD passes (287) and career passing yards (39,766). Unitas played for Baltimore from 1956-1972.

**TERRELL
SUGGS**



BALTIMORE, MD

M&T Bank Stadium – There isn't a more exciting place to be for a Ravens' home game. M&T Bank Stadium is located at the south point of Camden Yards and stands as the crowning jewel of the NFL's sports facilities. Fans – proud of their Baltimore heritage – enjoy the latest in technology, including state-of-the-art SMARTVISION video screens. Combined with the most exclusive amenities, the game's excitement gives fans, friends and families an opportunity to enjoy the day together. With a capacity of 71,008, this impressive structure is the home of the Ravens and draws its distinctive design from the best of Baltimore's architecture.




Photo by David Wallace - Aerial Photography, Annapolis, MD

Completed in 1998 at an estimated cost of \$220 million, the stadium has 128 suites and 8,196 club seats. HOK architects designed Oriole Park at Camden Yards and M&T Bank Stadium. The latter was completed in less than 2 years and funded through a combination of proceeds generated from debt service paid by lottery proceeds, the sale of tax-exempt revenue bonds, and the Ravens.

QUICK STADIUM FACTS

- M&T Bank Stadium is 185 ft. high, which is 35 ft. above Oriole Park
- The 2 SMARTVISION video screens, located in each end zone, generate 16 million colors and at peak output, consume up to 80,000 watts of electricity.
- M&T Bank Stadium has featured other events since it opened in 1998:

ACC Lacrosse Tournaments - 2005-06 • Army-Navy - 2000, 2007 • The Baltimore Bayhawks - 2002 (season) • HFStivals - 1998, 2005 • Maryland vs. Georgia Tech - 1998 • Maryland vs. Navy - 2005 • Morgan State - 1998-99, 2000 • Navy vs. Notre Dame - 2002, 2005-06 • Salisbury vs. Frostburg - 1999 • NCAA Lacrosse Championship - 2003-04, 2007 • Calvert Hall - Loyola & City - Poly: 1998 - 2007 • MPSSAA* State HS Football Championships - 2003-07

**Maryland Public Secondary Schools Athletic Association*

A Ravens celebration happens at every pre-game at M&T Bank Stadium.



Photo by Stuart Haman



Photo by Jamie Christian

M&T BANK STADIUM HIGHLIGHTS

VIDEO SCREENS:

- The 2 SMARTVISION video screens, located in each end zone, measuring 100 ft. x 24 ft. are 2 of the largest permanent computer-operated video display screens in the NFL.



- A crew of 25+ people operate the screens from a central control room located on the press level. Some of the dynamic features of the screens include, arguably, the best graphics and game action video in the league, plus network pre-game shows, live game highlights from around the NFL, instant replays, up-to-date scores, statistics, plus player updates and features.
- Each screen can be divided into as many as 16 different pictures, augmented by over 1,894 custom-built speakers that produce crystal quality sound and dynamic, breathtaking special effects.
- Providing more information to fans are LED boards (800 linear feet) that surround the field.

SIGHTLINES:

- Front row seating in the lower level is 6 ft. above the playing field, high enough to eliminate any issue with obstructed views. In addition, the front row is only a short distance of 50 ft. from the playing field sidelines and 20 ft. from the back of the end zones.
- The distinctive upper seating area includes open notches in each corner of the stadium, allowing scenic views of the city of Baltimore. This feature enables upper level end zone seating to be moved closer to the playing field.

SEATING:

- With a seating capacity of 71,008, M&T Bank Stadium is substantially larger than its sister baseball stadium to the north. At 1.6 million sq. ft., it is nearly double Oriole Park's size. Seating for the disabled is located on every level.
- The 8,196 club seats at M&T Bank Stadium offer extra-wide comfort, plus VIP parking, access to the club lounges serving specialty foods, fully-staffed bars, concierge services and scenic views of downtown Baltimore.
- Each of the 128 suites at M&T Bank Stadium hold between 20-24 people and features 3 televisions, a private restroom, VIP parking and personal waitstaff service. Many other amenities are available to suite holders.

AMENITIES:

- Extra-wide concourses (44-64 ft.) allow easier people movement. Seven public elevators, numerous ramps, and 2 escalators (to club level) assist the movement of fan traffic.
- There are 55 concessions stands in the upper, lower and club levels with delicious game day fare, including some of Baltimore's signature favorites.

M&T BANK STADIUM HIGHLIGHTS



- Ravens Team Stores offer fans all of the latest Ravens' merchandise. For fan convenience, 6 M&T Bank ATMs are located throughout the stadium.

TRANSPORTATION AND STADIUM SITE:

- Located at 1101 Russell St., M&T Bank Stadium is surrounded on all sides by the following elevated roadways: I-95 and the Hamburg St. bridge to the north; I-95 and I-395 (plus Light Rail line) to the east; the Ostend St. bridge to the south; and the Russell St. viaduct to the west.
- Fans can easily access M&T Bank Stadium using mass transit. The Light Rail has a drop-off point located directly outside of Gate B, and Park-and-Ride shuttles are available from various locations around the greater Baltimore area.
- Parking in stadium lots, managed by Central Parking Systems, (410) 347-9330, is limited to permit holders, but city lots are also available for game day parking with just a short walk away.
- Tailgating fans are welcomed at M&T Bank Stadium. Fans may tailgate in all of the lots in the complex. For complete Tailgate Lot parking information, call the Ravens' Ticket Office at (410) 261-RAVE (7283).
- In October of 2002, following the passing of legendary Colts' quarterback, Johnny Unitas, the Ravens named the area near Gate A *Unitas Plaza*. A statue sculpted by local artist Frederick Kail was commissioned by a grassroots group that included donations from the Steve Bisciotti family, the Art Modell family, the Baltimore Orioles and numerous others. One of the signature elements of the bronze work is the famous black high tops – John's favorite football shoe. Many Ravens fans touch the left shoe of the statue for good luck prior to every home game!
- Unitas Plaza is a great picture-taking area for Baltimoreans and vacationers. Original PSL season ticket holders also have the opportunity to locate their names etched in one of two PSL Walls of Honor. These names are a tribute to the great Ravens' football fans who have supported the team that brought Baltimore and the State of Maryland the NFL World Championship with Super Bowl XXXV.



IN-GAME ENTERTAINMENT



• Edgar, Allan and Poe generate pre-game excitement.

MASCOTS:

The game day experience at M&T Bank Stadium is designed to offer Ravens fans a festive and colorful atmosphere providing a variety of entertainment and excitement. And it wouldn't be complete without the Ravens' 3 mischievous mascots: Edgar, Allan and Poe. Although the 3 feathery comedians are similar in appearance, each one has a unique personality. If you would like to book a mascot(s) to fly into your next function, please call (410) 701-4114. You can also log on to baltimore.ravens.com.



• The Marching Ravens – incomparable performance.

BALTIMORE'S MARCHING RAVENS (presented by M&T Bank):

Over 300 musicians and flagline performers comprise Baltimore's Marching Ravens. BMR's distinctive purple uniforms are in the military style with brass buttons and crisp white detail. Tall black hats with feather plumes complete the uniform. The electrifying band performs *Script Ravens* during the pre-game. John Ziemann, a dedicated and tireless leader, directed the Colts' Marching Band, which evolved into the current Ravens' musical performers. BMR is deeply involved in charitable causes and raises funds to help support the Baltimore community.

For information on scheduling these dynamic performers, call John Ziemann at 410-557-8335. For more information, log on to baltimore.ravens.com.



• Ravens Cheerleaders – highly popular entertainers with fans.

CHEERLEADERS:

The Baltimore Ravens' cheerleading squad averages 22 members on the dance team and 34 members on the stunt team. The Ravens cheerleading squad is the only NFL team with both a dance and stunt team. Ravens cheerleaders are out in the community helping the team raise funds for charities and foundations in the Baltimore area.

These performers are part of the finest squad in the NFL and have traveled to Japan and the Middle East performing for our troops at bases and camps.

Scheduling the cheerleaders or a team member for your next event is easy. Just call (410) 701-4271, or log on to baltimore.ravens.com.

BALTIMORE RAVENS RAVE-TV

RAVE-TV, the Ravens' Emmy award-winning broadcasting group, will produce daily programming from Monday through Saturday during the 2007 season.

Here's a rundown of the shows:

1 Winning Drive (7 PM and 10 PM Monday on MASN) gives fans all of the "day after" news and facts they need following a game.

The Brian Billick Show (7 PM and 10 PM Tuesday on MASN) gives it to you straight with the coach's insight and perspective, answering fans calls on the air.

Ravens Wired (7 PM Wednesday on MASN and 10 PM on The CW) provides ultimate access of the Ravens in a weekly program. A different Raven is "mic'd" for each home and away game.

Ravens Game Plan (7 PM and 10 PM Thursday on MASN) is a chalkboard-style, coach's Xs and Os show featuring coordinators Rex Ryan (defense) and Rick Neuheisel (offense).

Purple Passion (7 PM and 10 PM Friday on MASN) reconnects fans with Ravens alumni and prepares fans for the upcoming Ravens game.

Ravens Report (7 PM Saturday on MASN and 7:30 PM on Fox45) offers an insider's look, featuring edge-of-your-seat Ravens action, access to the team, dynamic Ravens star players, coaches, and a closer look at game strategy.

Ravens Kickoff, a half-hour (preseason) pre-game show, airs 30 minutes before kickoffs on Fox45 and MASN. This show is a Raven fan's best friend. Learn game-time information with pre-game updates and live interviews before any Ravens preseason game.

Ravens Preseason Game telecasts will air on Fox45. This highly-regarded national Fox Network broadcast team of veteran announcer Dick Stockton and his partner, Daryl Johnston (former Dallas fullback), are joined in the broadcast booth by former Ravens DT Tony Siragusa. The game is produced by Ravens Don DiRaddo and directed by Chris Glass. Fox45's sports director, Bruce Cunningham, hosts the pre-game shows.



Get "Wired!" with exclusive sounds from the field, the bench and the locker room. Wednesdays on Fox45/The CW. Linebackers coach Jeff FitzGerald and LB Bart Scott talked on the sidelines during a game last season.



The Ravens' preseason TV broadcast booth holds the formidable trio of Tony Siragusa, left, Dick Stockton, middle, and Daryl Johnston, right.

RAVE-TV was 3-for-3 in Emmys on Saturday, June 16, 2007, for all 3 of its nominations:

Best Editor for "**I am a Raven**" – Laurn Lukin, Jeff Atkinson and Larry Rosen

Best Sporting Event or Game - Live/Unedited for **Ravens vs. Eagles Preseason** – Don DiRaddo (producer) and Chris Glass (director)

Best Regularly Scheduled Daily or Weekly Sports Program for **Ravens Wired** – RAVE-TV, all

Currently, **RAVE-TV** owns 12 Emmy Awards, presented to the team's Broadcasting Department in its short 11-year history.



M&T BANK STADIUM HISTORY



M&T BANK STADIUM

On May 6, 2003, M&T Bank and the Baltimore Ravens announced their partnership, which included a 15-year, \$75 million agreement with naming rights to the Ravens' home field, **M&T BANK STADIUM**, as well as several important community-based programs that are jointly administered.

At the announcement, Ravens owner Steve Bisciotti said: *"We knew from the onset that we did not want a company that was not established and without a great track record. There were other banks that we were calling about naming rights, because that was the category we wanted to fill, but the timing was perfect [with M&T] because they were coming into a new market [Maryland]."*



M&T Bank's long history began in western New York, but the company has expanded all over the East Coast. There are more than 700 branches throughout the Mid-Atlantic, including MD, VA and PA. The bank was founded 152 years ago and is one of 20 largest commercial bank corporations in the nation.



"M&T believes in making meaningful, long-term commitments and investments in the communities we serve – and M&T believes that Baltimore has unlimited potential," Robert Sadler, chairman of M&T Bank, said. *"M&T Bank and the Ravens partnership immediately and powerfully connects the combined strengths of our two teams."*

The partnership is deeply rooted in the idea of community service. M&T Bank became the lead sponsor of the **RAVENS ALL COMMUNITY TEAM**, which unites the Ravens with Baltimore's business leaders to support the community in meaningful ways. This support includes fundraising, volunteerism and involvement in projects that meet some of Baltimore's most pressing needs.

M&T also sponsors *Honor Rows*, a program that provides game tickets to youth service organizations and the nationally renowned Baltimore's Marching Ravens. For more information about this community service, log on to baltimore Ravens.com.

M&T BANK STADIUM SEATING



RAVENS TRAINING CAMP DRIVEN BY CHEVROLET



QB Steve McNair signs autographs for fans following a morning practice at the 2006 Ravens' training camp in Westminster, MD.

“ This is the 12th year the Ravens have partnered with McDaniel College, and we enjoy our relationship with the Westminster community. We plan to keep our training camp at that location. ”

– Steve Bisciotti,
Ravens Owner

Ravens training camp is located at McDaniel College in Westminster, MD. This is the Ravens' 12th summer training session at the campus. McDaniel College is a private liberal arts and sciences college with an enrollment of 1,600 students. MDC is located 30 minutes from the Ravens' Owings Mills practice facility and 50 minutes from downtown Baltimore. Training camp practice information is updated daily via recorded message at (410) 261-RAVE (7283) and on the team's website: baltimore Ravens.com, where you'll get both the latest practice schedule and the weather. **Practices dates and times are subject to change.**

The Ravens will conduct a live scrimmage against the Washington Redskins on Saturday, Aug. 4 at M&T Bank Stadium. Get details on the scrimmage and *Countdown to Kickoff Week* by visiting www.baltimore Ravens.com.

NOTE TO MEDIA: A workbook with wireless capability is available at the Best Western Hotel in Westminster (410) 857-1900. Players and coaches are available for interviews after morning practices, usually at 11:00 AM. Contact Chad Steele at Chad.Steele@Ravens.nfl.net for 2007 training camp credentials.

Practices are free and open to the public and are subject to change. All fans and media are reminded to check the latest practice information by calling (410) 261-RAVE or by logging on our website.

DRIVING DIRECTIONS FROM BALTIMORE VIA I-695: Take Exit 19 to I-795 N. Follow the signs to Westminster via Route 140 W. **For Fans:** Follow 140 W. to Rte. 31 S; at the flashing traffic light turn left; then at the 1st traffic light, turn left onto Main St. Proceed up the hill; Enter the Visitor Parking Lot on the left. **For Media:** Follow 140 W. to the Best Western on the left. Check in at Room 105 to the left of the lobby.



2007 NFL PRESEASON SCHEDULE - ALL TIMES LOCAL

ALL TIMES LOCAL				NETWORK	TIME
HALL OF FAME WEEKEND - AUGUST 4-5					
PRO FOOTBALL HALL OF FAME GAME (CANTON, OH)					
SUN., AUG. 5	PITTSBURGH VS. NEW ORLEANS (CANTON, OH)			NFLN	8:00 PM
WEEK 1 - Aug. 9-13					
THURS., AUG. 9	INDIANAPOLIS AT DALLAS		FOX		7:00 PM
	CINCINNATI AT DETROIT				7:30 PM
FRI., AUG. 10	BUFFALO AT NEW ORLEANS		CBS		7:00 PM
	ATLANTA AT NY JETS				7:00 PM
	NEW ENGLAND AT TAMPA BAY				7:30 PM
	ST. LOUIS AT MINNESOTA				7:00 PM
SAT., AUG. 11	WASHINGTON AT TENNESSEE		NFLN		7:00 PM
	GREEN BAY AT PITTSBURGH				7:30 PM
	JACKSONVILLE AT MIAMI				7:30 PM
	KANSAS CITY AT CLEVELAND				7:30 PM
	CAROLINA AT NY GIANTS				8:00 PM
	CHICAGO AT HOUSTON				7:00 PM
	ARIZONA AT OAKLAND				7:00 PM
SUN., AUG. 12	SEATTLE AT SAN DIEGO		NBC		5:00 PM
MON., AUG. 13	DENVER AT SAN FRANCISCO		ESPN		5:00 PM
	PHILADELPHIA AT BALTIMORE				7:00 PM
WEEK 2 - Aug. 16-20					
THURS., AUG. 16	MIAMI AT KANSAS CITY		ESPN		7:00 PM
FRI., AUG. 17	MINNESOTA AT NY JETS		FOX		8:00 PM
	ATLANTA AT BUFFALO				7:00 PM
	CAROLINA AT PHILADELPHIA				7:00 PM
	TENNESSEE AT NEW ENGLAND				8:00 PM
SAT., AUG. 18	SAN DIEGO AT ST. LOUIS		CBS		7:00 PM
	HOUSTON AT ARIZONA				1:00 PM
	DETROIT AT CLEVELAND				7:00 PM
	NEW ORLEANS AT CINCINNATI				7:30 PM
	TAMPA BAY AT JACKSONVILLE				7:30 PM
	DENVER AT DALLAS				7:00 PM
	PITTSBURGH AT WASHINGTON				8:00 PM
	SEATTLE AT GREEN BAY				7:00 PM
	OAKLAND AT SAN FRANCISCO				7:00 PM
SUN., AUG. 19	NY GIANTS AT BALTIMORE		NBC		8:00 PM
MON., AUG. 20	CHICAGO AT INDIANAPOLIS		ESPN		8:00 PM
WEEK 3 - Aug. 23-27					
THURS., AUG. 23	JACKSONVILLE AT GREEN BAY		FOX		7:00 PM
	NEW ORLEANS AT KANSAS CITY				7:30 PM
FRI., AUG. 24	NEW ENGLAND AT CAROLINA		CBS		8:00 PM
	TENNESSEE AT BUFFALO				7:00 PM
	ST. LOUIS AT OAKLAND				7:00 PM
SAT., AUG. 25	DETROIT AT INDIANAPOLIS				7:00 PM
	TAMPA BAY AT MIAMI				7:30 PM
	BALTIMORE AT WASHINGTON				8:00 PM
	DALLAS AT HOUSTON				7:00 PM
	NY JETS AT NY GIANTS				8:00 PM
	SAN FRANCISCO AT CHICAGO				7:00 PM
	MINNESOTA AT SEATTLE				6:00 PM
	CLEVELAND AT DENVER				7:00 PM
	SAN DIEGO AT ARIZONA				7:00 PM
SUN., AUG. 26	PHILADELPHIA AT PITTSBURGH		NBC		8:00 PM
MON., AUG. 27	CINCINNATI AT ATLANTA		ESPN		8:00 PM
WEEK 4 - Aug. 30 - Aug. 31					
THURS., AUG. 30	BUFFALO AT DETROIT				7:00 PM
	NY GIANTS AT NEW ENGLAND				7:30 PM
	NY JETS AT PHILADELPHIA				7:30 PM
	WASHINGTON AT JACKSONVILLE				7:30 PM
	CLEVELAND AT CHICAGO				7:00 PM
	DALLAS AT MINNESOTA				7:00 PM
	GREEN BAY AT TENNESSEE				7:00 PM
	HOUSTON AT TAMPA BAY				8:00 PM
	KANSAS CITY AT ST. LOUIS				7:00 PM
	MIAMI AT NEW ORLEANS				7:00 PM
	PITTSBURGH AT CAROLINA				8:00 PM
	ARIZONA AT DENVER				7:00 PM
	OAKLAND AT SEATTLE				7:00 PM
	SAN FRANCISCO AT SAN DIEGO				7:00 PM
FRI., AUG. 31	BALTIMORE AT ATLANTA				7:30 PM
	INDIANAPOLIS AT CINCINNATI				7:30 PM

RAVENS GAME DAY BROADCAST TEAM

Pictured from left to right is the Ravens' radio team of Stan White, Gerry Sandusky and Rob Burnett. The trio marks their 2nd season broadcasting Ravens games on WBAL Radio 1090 AM and 98 Rock WIYY FM.



Ravens games can be heard on **98 Rock WIYY** and **WBAL 1090 AM**, and on 14 regional affiliates (listed below). This network broadcasts each Ravens game live and reaches from Lancaster, PA to Washington, DC. **Gerry Sandusky**, **WBAL TV 11** sports director, gives the play-by-play and serves as the executive producer for the broadcast team of Sandusky, **Rob Burnett** and **Stan White**. Burnett, a member of the Ravens' 2000 Super Bowl XXXV team, provides on-field experience and knowledgeable insight on defensive plays, players and situations. White, a former NFL standout for the Baltimore Colts, fills the role on the offensive side of the ball, adding his comments and analysis of offensive strategies.

98ROCK
97.9 baltimore

WBAL
wbal.com AM 1090
Maryland's NEWS • TALK • SPORTS Station

RAVENS • RADIO • AFFILIATES
WBAL Radio (1090 AM) • 98Rock (WIYY FM)

MARYLAND

CAMBRIDGE

**WCEM • 106.3 FM /
1240 AM**

CUMBERLAND

WCBC • 107.1 FM

FREDERICK

WFMD • 930 AM

HAGERSTOWN

WARK • 1490 AM

LEXINGTON PARK

WYRX • 97.7 FM

OCEAN CITY

WRXS • 106.9 FM

SALISBURY

WICO • 1320 AM

WESTMINSTER

WTTR • 1470 AM

PENNSYLVANIA

HANOVER

WHVR • 1280 AM

LANCASTER

WLPA • 1490 AM

YORK

WSBA • 910 AM

VIRGINIA

WINCHESTER

WINC • 1400 AM

WASHINGTON, DC

WTEM • 900 AM

WEST VIRGINIA

MARTINSBURG

WPEM • 1340 AM



IMPORTANT DATES - 2007

- August 3-5 - Hall of Fame Weekend, Canton, OH
- August 5 - Hall of Fame Game, Canton, OH: New Orleans vs. Pittsburgh
- August 7 - Deadline for players under contract to report to earn a season of free agency credit
- August 9-13 - 1st Preseason Weekend.
- August 10 - If a Drafted Rookie has not signed with his club by this date, he may not be traded to any other club in 2007.
- August 11-15 - Clubs have until 5 days prior to their game on the 2nd preseason week end to provide written notice to certain unsigned players and the NFLPA of their intent to place them on the Exempt List if they fail to report no later than 1 day prior to that weekend's game. Any player who fails to report prior to the deadline will be ineligible to play or receive compensation for at least 3 games (preseason or regular season) from the time that he reports.
- August 28 - Roster cut-down to maximum of 75 players on Active List by 4:00 PM, New York time. All NFL Europa exemptions expire.
- August 29 - All tryouts on this date and for the remainder of the season must be reported to the League office.
- September 1 - Roster cut-down to maximum of 53 players on Active/Inactive List by 6:00 PM, New York time. Clubs may dress minimum of 42 and maximum of 45 players and 3rd Quarterback for each regular season and postseason game.
With the cut-down to 53, clubs that have players in the categories of Active/Physically Unable to Perform or Active/Non-Football Injury or Illness must take 1 of the following options: place player on Reserve/ Physically Unable to Perform or Reserve/Non-Football Injury or Illness, whichever is applicable; ask waivers; terminate; trade; or continue to count him on Active List.
- September 2 - Claims on players placed on waivers at the final roster reduction will expire at 12:00 noon, New York time.
After 12:00 noon, New York time, clubs may establish a Practice Squad of 8 players by signing free agents who do not have an accrued season of free agency credit or who were on the 45-player Active List for less than 9 regular season games during each of any Accrued Seasons. A player cannot participate on the Practice Squad for more than 3 seasons.
- September 5 - All clubs are required to file a personnel (injury) report with their conference information manager by 4:00 PM, New York time. Reports are to be filed every Wednesday, Thursday and Friday before a regular-season game by 4:00 PM, New York time (or as soon as possible after the completion of practice). An update must also be reported if there is any change in a player's condition after Friday.
Beginning at 4:00 PM, New York time, Team Salary includes all players receiving compensation under their 2007 contracts. Top 51 rule is no longer in effect.
- September 6 - After 4:00 PM, New York time, any new or altered incentives renegotiated in a pre-existing contract for the 2007 season automatically will be deemed "Likely to be Earned" for 2007.
- September 6-10- Regular Season opens.
- September 7-11- Beginning on these dates vested veterans terminated from the Active List or Inactive List (and from Reserve/Injured if the player is placed on Reserve/Injured after the beginning of the regular season) are entitled to receive, after the end of the regular-season schedule, Termination Pay pursuant to the terms of the 2006 CBA.
- September 25 - Priority on multiple waiver claims now based on current season's standing.
- October 16 - Beginning the day after the conclusion of the 6th regular season weekend and through the day after the conclusion of the 9th regular season weekend, clubs are permitted to begin practicing players on Reserve/Physically Unable to Perform and Reserve/Non-Football Injury or Illness for a period not to exceed 21 days. Players may be activated during the 21-day practice period or until 4:00 PM, New York time, on the day after the conclusion of the 21-day period.

IMPORTANT DATES - 2007-08

- October 16 - All trading ends at 4:00 PM, New York time.
- October 17 - Players with at least 4 previous pension-credited seasons are subject to the waiver system for the remainder of the regular season and postseason.
- October 22-24 - NFL Fall League Meeting, Four Seasons-Las Colinas, Dallas, TX.
- November 5 - Deadline at 4:00 PM, New York time, for an increase in a player's 2007 Salary to be counted as Salary for the current year. Any notice of an increase in a player's 2007 Salary received by the NFLMC after this deadline will be treated as a Signing Bonus.
- November 13 - Signing period ends at 4:00 PM, New York time, for Franchise Players who are eligible to receive Offer Sheets.
- November 13 - Deadline for clubs to sign by 4:00 PM, New York time, their unsigned Franchise and Transition Players, including Franchise Players who were eligible to receive Offer Sheets until this date. If still unsigned after this date, such players are prohibited from playing in NFL in 2007.
- November 13 - Deadline for clubs to sign by 4:00 PM, New York time, their Unrestricted Free Agents to whom June 1 tender was made. If still unsigned after this date, such players are prohibited from playing in NFL in 2007.
- November 13 - Deadline for clubs to sign by 4:00 PM, New York time, their Restricted Free Agents to whom June 1 tender was made. If such players remain unsigned, they are prohibited from playing in NFL in 2007.
- November 13 - Deadline for clubs to sign Drafted players by 4:00 PM, New York time. If such players remain unsigned, they are prohibited from playing in NFL in 2007.
- November 30 - Deadline for reinstatement by 4:00 PM, New York time, of players in Reserve List categories of Retired, Did Not Report, and Exclusive Rights, and of players who were placed on Reserve/Left Squad in a previous season.
- December 18-19 - NFLMC Labor Seminar, Four Seasons-Las Colinas, Dallas, TX.
- December 28 - Deadline for waiver requests in 2007, except for "special waiver requests" which have a 10-day claiming period, with termination or assignment delayed until after the Super Bowl.
- December 31 - Clubs may begin signing free agent players for the 2008 season.

2008 ...

- January 5-6 - Wild Card Playoff Games.
- January 6 - Assistant coaches under contract to playoff clubs that have byes in the Wild Card weekend may be interviewed for head coaching positions through the conclusion of the Wild Card games.
- January 12-13 - Divisional Playoff Games.
- January 12-13 - Assistant coaches under contract to playoff clubs that won their Wild Card games may be interviewed for head coaching positions through the conclusion of Divisional Playoff games.
- January 20 - AFC and NFC Championship Games.
- January 26 - Senior Bowl, Mobile, Alabama.
- January 27 - An assistant coach, whose team is participating in the Super Bowl, who has previously interviewed for another club's head coaching job may have a second interview with such club no later than the Sunday preceding the Super Bowl.
- February 3 - Super Bowl XLII, Glendale, Arizona.
- February 7 - 1st day clubs can designate Franchise or Transition players.
- February 10 - AFC-NFC Pro Bowl, Honolulu, Hawaii.



2007 NFL REGULAR SEASON SCHEDULE - ALL TIMES LOCAL

WEEK 1...

THURSDAY - SEPTEMBER 6

NEW ORLEANS AT INDIANAPOLIS 8:30 PM

SUNDAY, SEPTEMBER 9

ATLANTA AT MINNESOTA 1:00 PM

CAROLINA AT ST. LOUIS 1:00 PM

DENVER AT BUFFALO 1:00 PM

KANSAS CITY AT HOUSTON 1:00 PM

MIAMI AT WASHINGTON 1:00 PM

NEW ENGLAND AT N.Y. JETS 1:00 PM

PHILADELPHIA AT GREEN BAY 1:00 PM

PITTSBURGH AT CLEVELAND 1:00 PM

TENNESSEE AT JACKSONVILLE 1:00 PM

CHICAGO AT SAN DIEGO 4:15 PM

DETROIT AT OAKLAND 4:15 PM

TAMPA BAY AT SEATTLE 4:15 PM

N.Y. GIANTS AT DALLAS 8:15 PM

MONDAY - SEPTEMBER 10

BALTIMORE AT CINCINNATI 7:00 PM

ARIZONA AT SAN FRANCISCO 10:15 PM

WEEK 2...

SUNDAY - SEPTEMBER 16

ATLANTA AT JACKSONVILLE 1:00 PM

BUFFALO AT PITTSBURGH 1:00 PM

CINCINNATI AT CLEVELAND 1:00 PM

GREEN BAY AT N.Y. GIANTS 1:00 PM

HOUSTON AT CAROLINA 1:00 PM

INDIANAPOLIS AT TENNESSEE 1:00 PM

NEW ORLEANS AT TAMPA BAY 1:00 PM

SAN FRANCISCO AT ST. LOUIS 1:00 PM

DALLAS AT MIAMI 4:05 PM

MINNESOTA AT DETROIT 4:05 PM

SEATTLE AT ARIZONA 4:05 PM

KANSAS CITY AT CHICAGO 4:15 PM

N.Y. JETS AT BALTIMORE 4:15 PM

OAKLAND AT DENVER 4:15 PM

SAN DIEGO AT NEW ENGLAND 8:15 PM

MONDAY - SEPTEMBER 17

WASHINGTON AT PHILADELPHIA 8:30 PM

WEEK 3...

SUNDAY - SEPTEMBER 23

ARIZONA AT BALTIMORE 1:00 PM

BUFFALO AT NEW ENGLAND 1:00 PM

DETROIT AT PHILADELPHIA 1:00 PM

INDIANAPOLIS AT HOUSTON 1:00 PM

MIAMI AT N.Y. JETS 1:00 PM

MINNESOTA AT KANSAS CITY 1:00 PM

SAN DIEGO AT GREEN BAY 1:00 PM

SAN FRANCISCO AT PITTSBURGH 1:00 PM

ST. LOUIS AT TAMPA BAY 1:00 PM

CINCINNATI AT SEATTLE 4:05 PM

CLEVELAND AT OAKLAND 4:05 PM

JACKSONVILLE AT DENVER 4:05 PM

CAROLINA AT ATLANTA 4:15 PM

N.Y. GIANTS AT WASHINGTON 4:15 PM

DALLAS AT CHICAGO 8:15 PM

MONDAY - SEPTEMBER 24

TENNESSEE AT NEW ORLEANS 8:30 PM

WEEK 4...

OPEN DATES: JAX., NO., TEN., WAS.

SUNDAY - SEPTEMBER 30

BALTIMORE AT CLEVELAND 1:00 PM

CHICAGO AT DETROIT 1:00 PM

GREEN BAY AT MINNESOTA 1:00 PM

HOUSTON AT ATLANTA 1:00 PM

N.Y. JETS AT BUFFALO 1:00 PM

OAKLAND AT MIAMI 1:00 PM

ST. LOUIS AT DALLAS 1:00 PM

SEATTLE AT SAN FRANCISCO 4:05 PM

TAMPA BAY AT CAROLINA 4:05 PM

DENVER AT INDIANAPOLIS 4:15 PM

KANSAS CITY AT SAN DIEGO 4:15 PM

PITTSBURGH AT ARIZONA 4:15 PM

PHILADELPHIA AT N.Y. GIANTS 8:15 PM

MONDAY - OCTOBER 1

NEW ENGLAND AT CINCINNATI 8:30 PM

WEEK 5...

OPEN DATES: CIN., MIN., OAK., PHI.

SUNDAY - OCTOBER 7

ARIZONA AT ST. LOUIS 1:00 PM

ATLANTA AT TENNESSEE 1:00 PM

CAROLINA AT NEW ORLEANS 1:00 PM

CLEVELAND AT NEW ENGLAND 1:00 PM

DETROIT AT WASHINGTON 1:00 PM

JACKSONVILLE AT KANSAS CITY 1:00 PM

MIAMI AT HOUSTON 1:00 PM

N.Y. JETS AT N.Y. GIANTS 1:00 PM

SEATTLE AT PITTSBURGH 1:00 PM

TAMPA BAY AT INDIANAPOLIS 4:05 PM

BALTIMORE AT SAN FRANCISCO 4:15 PM

SAN DIEGO AT DENVER 4:15 PM

CHICAGO AT GREEN BAY 8:15 PM

MONDAY - OCTOBER 8

DALLAS AT BUFFALO 8:30 PM

WEEK 6 ...

OPEN DATE: BUF., DEN., DET., IND., PIT., SF

SUNDAY - OCTOBER 14

CINCINNATI AT KANSAS CITY 1:00 PM

HOUSTON AT JACKSONVILLE 1:00 PM

MIAMI AT CLEVELAND 1:00 PM

MINNESOTA AT CHICAGO 1:00 PM

PHILADELPHIA AT N.Y. JETS 1:00 PM

ST. LOUIS AT BALTIMORE 1:00 PM

TENNESSEE AT TAMPA BAY 1:00 PM

WASHINGTON AT GREEN BAY 1:00 PM

CAROLINA AT ARIZONA 4:05 PM

NEW ENGLAND AT DALLAS 4:15 PM

OAKLAND AT SAN DIEGO 4:15 PM

NEW ORLEANS AT SEATTLE 8:15 PM

MONDAY - OCTOBER 15

N.Y. GIANTS AT ATLANTA 8:30 PM

2007 NFL REGULAR SEASON SCHEDULE - ALL TIMES LOCAL

WEEK 7...

OPEN DATE: CAR., CLE., GB, SD

SUNDAY - OCTOBER 21

ARIZONA AT WASHINGTON	1:00 PM
ATLANTA AT NEW ORLEANS	1:00 PM
BALTIMORE AT BUFFALO	1:00 PM
MINNESOTA AT DALLAS	1:00 PM
NEW ENGLAND AT MIAMI	1:00 PM
SAN FRANCISCO AT N.Y. GIANTS	1:00 PM
TAMPA BAY AT DETROIT	1:00 PM
TENNESSEE AT HOUSTON	1:00 PM
KANSAS CITY AT OAKLAND	4:05 PM
N.Y. JETS AT CINCINNATI	4:05 PM
CHICAGO AT PHILADELPHIA	4:15 PM
ST. LOUIS AT SEATTLE	4:15 PM
PITTSBURGH AT DENVER	8:15 PM
MONDAY - OCTOBER 22	
INDIANAPOLIS AT JACKSONVILLE	8:30 PM

WEEK 8...OPEN DATE: ARI., ATL., **BAL.**, DAL., KC, SEA.**SUNDAY - OCTOBER 28**

CLEVELAND AT ST. LOUIS	1:00 PM
DETROIT AT CHICAGO	1:00 PM
INDIANAPOLIS AT CAROLINA	1:00 PM
N.Y. GIANTS AT MIAMI (LONDON)	1:00 PM
OAKLAND AT TENNESSEE	1:00 PM
PHILADELPHIA AT MINNESOTA	1:00 PM
PITTSBURGH AT CINCINNATI	1:00 PM
BUFFALO AT N.Y. JETS	4:05 PM
HOUSTON AT SAN DIEGO	4:05 PM
JACKSONVILLE AT TAMPA BAY	4:05 PM
NEW ORLEANS AT SAN FRANCISCO	4:15 PM
WASHINGTON AT NEW ENGLAND	4:15 PM
MONDAY - OCTOBER 29	
GREEN BAY AT DENVER	8:30 PM

WEEK 9...

OPEN DATE: CHI., MIA., NYG, STL

SUNDAY - NOVEMBER 4

ARIZONA AT TAMPA BAY	1:00 PM
CAROLINA AT TENNESSEE	1:00 PM
CINCINNATI AT BUFFALO	1:00 PM
DENVER AT DETROIT	1:00 PM
GREEN BAY AT KANSAS CITY	1:00 PM
JACKSONVILLE AT NEW ORLEANS	1:00 PM
SAN DIEGO AT MINNESOTA	1:00 PM
SAN FRANCISCO AT ATLANTA	1:00 PM
WASHINGTON AT N.Y. JETS	1:00 PM
SEATTLE AT CLEVELAND	4:05 PM
HOUSTON AT OAKLAND	4:15 PM
NEW ENGLAND AT INDIANAPOLIS	4:15 PM
DALLAS AT PHILADELPHIA	8:15 PM
MONDAY - NOVEMBER 5	
BALTIMORE AT PITTSBURGH	8:30 PM
*NOTE: SUNDAY NIGHT GAMES IN WEEKS 11-17 SUBJECT TO CHANGE.	

WEEK 10...

OPEN DATE: HOU., NE, NYJ, TB

SUNDAY - NOVEMBER 11

ATLANTA AT CAROLINA	1:00 PM
BUFFALO AT MIAMI	1:00 PM
CLEVELAND AT PITTSBURGH	1:00 PM
DENVER AT KANSAS CITY	1:00 PM
JACKSONVILLE AT TENNESSEE	1:00 PM
MINNESOTA AT GREEN BAY	1:00 PM
PHILADELPHIA AT WASHINGTON	1:00 PM
ST. LOUIS AT NEW ORLEANS	1:00 PM
CINCINNATI AT BALTIMORE	4:05 PM
CHICAGO AT OAKLAND	4:15 PM
DALLAS AT N.Y. GIANTS	4:15 PM
DETROIT AT ARIZONA	4:15 PM
INDIANAPOLIS AT SAN DIEGO	8:15 PM
MONDAY - NOVEMBER 12	
SAN FRANCISCO AT SEATTLE	8:30 PM

WEEK 11...**SUNDAY, NOVEMBER 18**

ARIZONA AT CINCINNATI	1:00 PM
CAROLINA AT GREEN BAY	1:00 PM
CLEVELAND AT BALTIMORE	1:00 PM
KANSAS CITY AT INDIANAPOLIS	1:00 PM
MIAMI AT PHILADELPHIA	1:00 PM
NEW ENGLAND AT BUFFALO	1:00 PM
NEW ORLEANS AT HOUSTON	1:00 PM
OAKLAND AT MINNESOTA	1:00 PM
PITTSBURGH AT N.Y. JETS	1:00 PM
SAN DIEGO AT JACKSONVILLE	1:00 PM
TAMPA BAY AT ATLANTA	1:00 PM
WASHINGTON AT DALLAS	1:00 PM
N.Y. GIANTS AT DETROIT	4:15 PM
ST. LOUIS AT SAN FRANCISCO	4:15 PM
CHICAGO AT SEATTLE	8:15 PM
MONDAY - NOVEMBER 19	
TENNESSEE AT DENVER	8:30 PM

WEEK 12...**THANKSGIVING - NOVEMBER 22**

GREEN BAY AT DETROIT	12:30 PM
N.Y. JETS AT DALLAS	4:15 PM
INDIANAPOLIS AT ATLANTA	8:15 PM
SUNDAY - NOVEMBER 25	
BUFFALO AT JACKSONVILLE	1:00 PM
DENVER AT CHICAGO	1:00 PM
HOUSTON AT CLEVELAND	1:00 PM
MINNESOTA AT N.Y. GIANTS	1:00 PM
NEW ORLEANS AT CAROLINA	1:00 PM
OAKLAND AT KANSAS CITY	1:00 PM
SEATTLE AT ST. LOUIS	1:00 PM
TENNESSEE AT CINCINNATI	1:00 PM
WASHINGTON AT TAMPA BAY	1:00 PM
SAN FRANCISCO AT ARIZONA	4:05 PM
BALTIMORE AT SAN DIEGO	4:15 PM
PHILADELPHIA AT NEW ENGLAND	8:15 PM
MONDAY - NOVEMBER 26	
MIAMI AT PITTSBURGH	8:30 PM



WEEK 13...

THURSDAY - NOVEMBER 29
GREEN BAY AT DALLAS 8:15 PM
SUNDAY - DECEMBER 2
 ATLANTA AT ST. LOUIS 1:00 PM
 BUFFALO AT WASHINGTON 1:00 PM
 DETROIT AT MINNESOTA 1:00 PM
 HOUSTON AT TENNESSEE 1:00 PM
 JACKSONVILLE AT INDIANAPOLIS 1:00 PM
 N.Y. JETS AT MIAMI 1:00 PM
 SAN DIEGO AT KANSAS CITY 1:00 PM
 SEATTLE AT PHILADELPHIA 1:00 PM
 SAN FRANCISCO AT CAROLINA 1:00 PM
 TAMPA BAY AT NEW ORLEANS 1:00 PM
 CLEVELAND AT ARIZONA 4:05 PM
 DENVER AT OAKLAND 4:05 PM
 N.Y. GIANTS AT CHICAGO 4:15 PM
 CINCINNATI AT PITTSBURGH 8:15 PM
MONDAY - DECEMBER 3
NEW ENGLAND AT BALTIMORE 8:30 PM

WEEK 14...

THURSDAY - DECEMBER 6
 CHICAGO AT WASHINGTON 8:15 PM
SUNDAY - DECEMBER 9
 CAROLINA AT JACKSONVILLE 1:00 PM
 DALLAS AT DETROIT 1:00 PM
 MIAMI AT BUFFALO 1:00 PM
 N.Y. GIANTS AT PHILADELPHIA 1:00 PM
 OAKLAND AT GREEN BAY 1:00 PM
 PITTSBURGH AT NEW ENGLAND 1:00 PM
 SAN DIEGO AT TENNESSEE 1:00 PM
 ST. LOUIS AT CINCINNATI 1:00 PM
 TAMPA BAY AT HOUSTON 1:00 PM
 ARIZONA AT SEATTLE 4:05 PM
 MINNESOTA AT SAN FRANCISCO 4:05 PM
 CLEVELAND AT N.Y. JETS 4:15 PM
 KANSAS CITY AT DENVER 4:15 PM
INDIANAPOLIS AT BALTIMORE 8:15 PM
MONDAY - DECEMBER 10
 NEW ORLEANS AT ATLANTA 8:30 PM

WEEK 15...

THURSDAY - DECEMBER 13
 DENVER AT HOUSTON 8:15 PM
SATURDAY - DECEMBER 15
 CINCINNATI AT SAN FRANCISCO 8:15 PM
SUNDAY - DECEMBER 16
 ARIZONA AT NEW ORLEANS 1:00 PM
 ATLANTA AT TAMPA BAY 1:00 PM
BALTIMORE AT MIAMI 1:00 PM
 BUFFALO AT CLEVELAND 1:00 PM
 GREEN BAY AT ST. LOUIS 1:00 PM
 JACKSONVILLE AT PITTSBURGH 1:00 PM
 N.Y. JETS AT NEW ENGLAND 1:00 PM
 SEATTLE AT CAROLINA 1:00 PM
 TENNESSEE AT KANSAS CITY 1:00 PM
 INDIANAPOLIS AT OAKLAND 4:05 PM
 DETROIT AT SAN DIEGO 4:15 PM
 PHILADELPHIA AT DALLAS 4:15 PM
 WASHINGTON AT N.Y. GIANTS 8:15 PM
MONDAY - DECEMBER 17
 CHICAGO AT MINNESOTA 8:30 PM

WEEK 16...

THURSDAY - DECEMBER 20
 PITTSBURGH AT ST. LOUIS 8:15 PM
SATURDAY - DECEMBER 22
 DALLAS AT CAROLINA 8:15 PM
SUNDAY, DECEMBER 23
 CLEVELAND AT CINCINNATI 1:00 PM
 GREEN BAY AT CHICAGO 1:00 PM
 HOUSTON AT INDIANAPOLIS 1:00 PM
 KANSAS CITY AT DETROIT 1:00 PM
 MIAMI AT NEW ENGLAND 1:00 PM
 N.Y. GIANTS AT BUFFALO 1:00 PM
 OAKLAND AT JACKSONVILLE 1:00 PM
 PHILADELPHIA AT NEW ORLEANS 1:00 PM
 WASHINGTON AT MINNESOTA 1:00 PM
 ATLANTA AT ARIZONA 4:05 PM
BALTIMORE AT SEATTLE 4:15 PM
 N.Y. JETS AT TENNESSEE 4:15 PM
 TAMPA BAY AT SAN FRANCISCO 8:15 PM
MONDAY - DECEMBER 24
 DENVER AT SAN DIEGO 8:00 PM


WEEK 17...

SATURDAY - DECEMBER 29
 NEW ENGLAND AT N.Y. GIANTS 8:15 PM
SUNDAY - DECEMBER 30
 BUFFALO AT PHILADELPHIA 1:00 PM
 CAROLINA AT TAMPA BAY 1:00 PM
 CINCINNATI AT MIAMI 1:00 PM
 DALLAS AT WASHINGTON 1:00 PM
 DETROIT AT GREEN BAY 1:00 PM
 JACKSONVILLE AT HOUSTON 1:00 PM
 NEW ORLEANS AT CHICAGO 1:00 PM
PITTSBURGH AT BALTIMORE 1:00 PM
 SEATTLE AT ATLANTA 1:00 PM
 SAN FRANCISCO AT CLEVELAND 1:00 PM
 TENNESSEE AT INDIANAPOLIS 1:00 PM
 MINNESOTA AT DENVER 4:15 PM
 SAN DIEGO AT OAKLAND 4:15 PM
 ST. LOUIS AT ARIZONA 4:15 PM
 KANSAS CITY AT N.Y. JETS 8:15 PM

2008 POSTSEASON

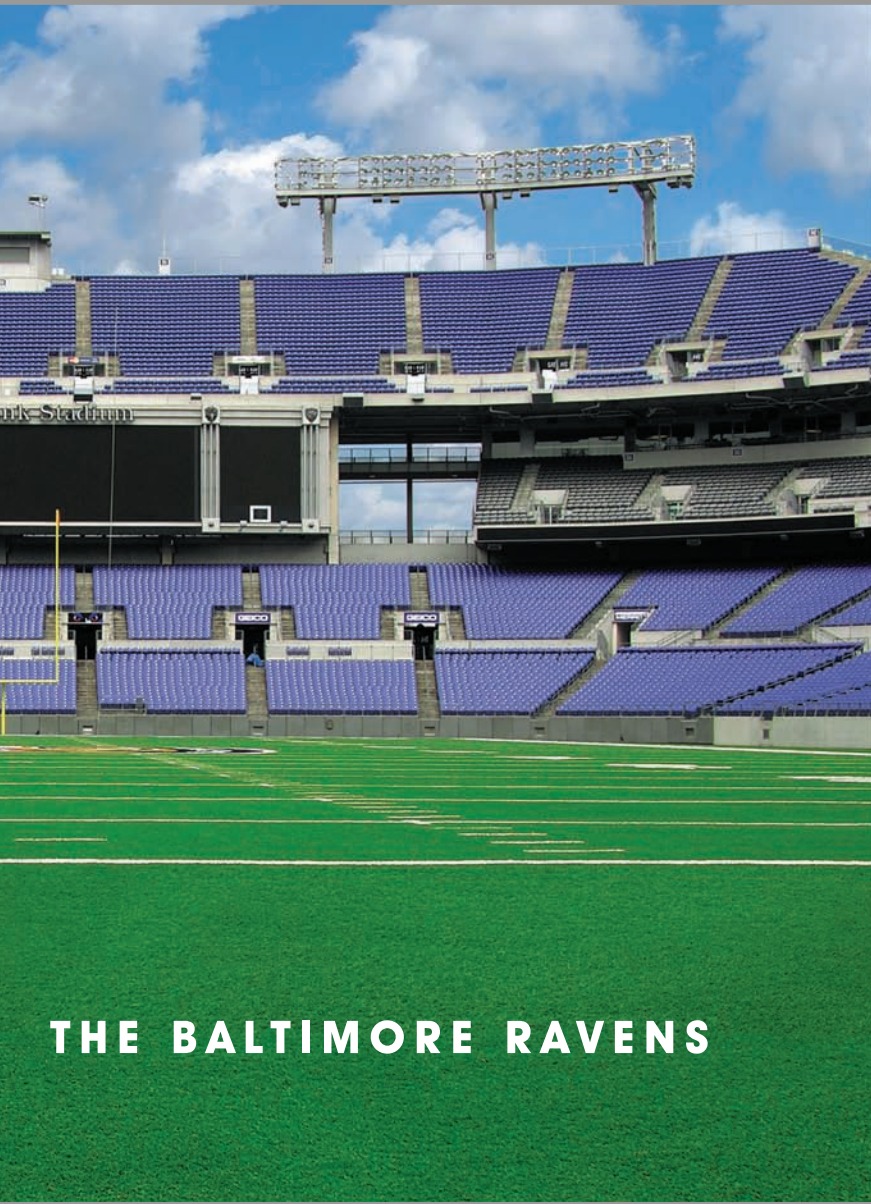
- Saturday, January 5 - NBC**
 AFC and NFC Wild Card Playoffs
- Sunday, January 6 - CBS & FOX**
 AFC and NFC Wild Card Playoffs
- Saturday, January 12 - CBS & FOX**
 AFC and NFC Divisional Playoffs
- Sunday, January 13 - CBS & FOX**
 AFC and NFC Divisional Playoffs
- Sunday, January 20 - CBS & FOX**
 AFC and NFC Championship Games
- Sunday, February 3 - FOX**
 Super Bowl XLII
 at U. of Phoenix Stadium
 Glendale, AZ
- Sunday, February 10 - FOX**
 AFC-NFC Pro Bowl
 Aloha Stadium at Honolulu, HI

RANKED 3RD BEST ARTIFICIAL PLAYING FIELD



HOME TURF FOR

BY THE 2006 NFLPA SURVEY



800.892.6011 WWW.SPORTEXE.COM

THE BALTIMORE RAVENS

SPORTEXE[®]
QUALITY SYNTHETIC TURF SYSTEMS

100-Yard Rec./Rushers, Single Game	218
2006 Defensive Top Team Rankings	23
2006 Numbers to Rave About	95

A-B	
Abbreviations Chart	356
Alexander, Chad	50
All Community Team Foundation	64
All-Time Coaches	44
All-Time Rankings, Ravens	337, 340
All-Time Won/Loss Results	333
Amazing Tree	6
Anderson, Mike	71
Attendance, All-Time	333
Baltimore Football History	316
Baltimore Pro Football Records	426
Baltimore Ravens History	316
Band, Marching Ravens	434
Bannan, Justin	76
Barnes, Antwan	254
Biggest Days, Ravens	342
Billick, Brian	12
Billick in the NFL	16
Magic No. 14	268
Bisciotti, Steve	4
Boller, Kyle	79
Brigance, O.J.	46
Brooks, Clarence	24
Numbers to Rave About	25
Brown, Jason	84
Burgess, Prescott	258
Byrne, Kevin	54

C-D	
Career Leaders	
All-Time Scoring	389
Combined Yardage	391
INT Leaders	390
Kickoff Returners	391
Receivers by Receptions	390
Receivers by Yardage	390
Passers by Yardage	392
Punt Returners	391
Punting	391
Rushing by Yards	390
Carrier, Mark	26
Carroll, Ed	58
Cass, Dick	7
Charity Boards	46
Cheerleaders	434
Chester, Chris	86
Clayton, Mark	87
Cody, Dan	90
Comebacks	49
Community	65
Daniels, P.J.	91
Darling, Devard	92
DeCosta, Eric	47
Defensive TDs, All-Time	340
Defensive TDs, Equals Winning	401

Did You Know?	
Fewest Points Allowed	96
Home Grown	261
Interception Leader, All-Time: Reed	186
Oklahoma No. 1 in Ravens Draftees	52
Drew Olson	262
Rookie Free Agents	263
Douglas, Joe	50
Draft Choices	250
1st-Round Success Chart	51
All-Time	331
Colleges	332
No. 1 Picks	10
Pro Bowlers	252

E-G	
Ed Block Courage Award	78
Edwards, Dwan	93
Edwards, Steve	95
Ellison, Atiyah	96
Extra Effort Award	192
Facility, Ravens Training Complex	1, 32
Fangio, Vic	27
Red Zone Dominance	28
Fassel, John	29
Stover is	29
Figs, Yamon	251
First Downs, All-Time	339
Firsts, M&T Bank Stadium	120
Firsts, Ravens Franchise	249
Fisch, Jedd	30
FitzGerald, Jeff	31
Flynn, Mike	97
Foerster, Chris	33
Friday, Jeff	34
Game-by-Game Summaries, 2006	294
Ganz Jr, Frank	17
2006 Special Teams Standouts	18
Goering, Jeff	57
Green, Justin	100
Gregg, Kelly	102
Blue Collar Worker	105
Grubbs, Ben	250

H-J	
Haley, Dennis	106
Harman, Wade	35
Heap, Todd	108
Top TE Tandem	246
Honor Roll, 2006	278
Hortiz, Joe	51
How the Ravens Were Built	284
Important NFL Dates	441
Individual Records	
Combined Kick Returns	399
Combined Net Yards Gained	400
Fumbles	399
Interceptions	397
Kickoff Returns	399
Passing	395



Punt Returns	398
Punting	398
Receiving	396
Rushing	394
Sacks	400
Scoring	393
Service	393
Tackles	401
INT Returns for TDs, All-Time	281
INT for TDs, 1996-2006	293
Ivy, Corey	113
Johnson, Jarret	116
Johnson, Mike	36
Clayton is a Catch	37
Go-to Guy Mason	37

K-M

Katula, Matt	119
King, Kenny	121
Koch, Sam	122
Kokinis, George	48
Stacking up the Sacks	48
Landry, Dawan	124
Largest Crowds	344
Last Time	341
Lewis, Ray	126
Longest Plays	343
M&T Bank Stadium	431
Amenities	432
Events	431
Facts	431
History	436
PSL Walls	433
Seating	432
SMARTVISION	432
Tailgating	433
Transportation	433
Unitas Plaza	433
Mannion, Dennis	55
Martin, Derrick	134
Mascots	434
Mason, Derrick	136
McAlister, Chris	143
Community Activist	148
McClain, Le'Ron	255
McGahee, Willis	149
McNair, Steve	152
Milestones, 2006	285
Modell, Art	6
Amazing Tree	6
Moore, Clarence	163
Moriarty, Pat	45

N-P

Nathan, Tony	38
Ndukwe, Ikechuku	166
Neuheisel, Rick	19
Nest Player of the Year	103
Newsome, Ozzie	8
1st-Round Draft Selections	10

Newsome Timeline	9
Newsome, Vincent	49
NFL Rankings, 2006	311
NFL Schedule/Postseason Dates	443
NFL Standings, 2006	312
Ngata, Haloti	167
Offense: Fewest Sacks Allowed	240
Ogden, Jonathan	169
Oglesby, Evan	174
Opponents Best Games	
Interceptions	425
Kickoff Returns	425
Passing	424
Punt Returns	425
Punting	425
Receiving	425
Rushing	424
Sacks	425
Scoring	424
Overtime Games	345
Pettine, Mike	39
Pittman, David	176
Players	
1st-Year Players	259
2nd-Year Players	259
Rookie Free Agents	263
Player Foundations	64
Player of the Year, Ravens Nest	103
Player Participation, 2006	282
Points Allowed at Home	269
Postseason Individual Records	
Combined Net Yards Gained	417
Fumbles	417
Interceptions	416
Kickoff Returns	417
Passing	415
Punt Returns	417
Punting	416
Receiving	416
Rushing	414
Sacks	418
Scoring	414
Service	414
Tackles	418
Postseason Results, All-Time	335
Postseason NFL Schedule, 2008	445
Postseason Team Records	
First Downs	419
Fumbles	422
Interceptions	423
Kickoff Returns	422
Net Yards	420
Passing	420
Penalties	423
Punt Returns	421
Punting	421
Rushing	420
Scoring	419
Turnovers	423
Wins/Losses	419

INDEX

Preseason NFL Schedule, 2007 439
 Preseason Results, All-Time 334
 Preseason TV 435
 Prime Time Ravens 325
 Pro Bowl Ravens, All-Time 345
 Pro Bowl Ravens, 2006 278
 Pronunciation Guide 197
 Prude, Ronnie 177
 Pryce, Trevor 179

Q-R

Rankings, Ravens All-Time 337, 340
 Ravens History 316
 Ravens Radio Network 440
 Ravens vs. NFL 358
 RAVE-TV 435
 Records, New Franchise 311
 Reed, Ed 185
 Defensive Playmaker 189
 Iceman Cometh 350
 Regular Season NFL Schedule, 2007 443
 Regular Season Results 334
 Results, All-Time 333
 Ricci, Paul 40
 Rimpf, Brian 191
 Ring of Honor 324
 Rolle, Samari 193
 Holiday Helpers 197
 Roman, Greg 41
 Time of Possession, NFL Leader 41
 Rookie Free Agent Success 271
 Ross, Cory 199
 Roster, All-Time 326
 Roster, All-Time by Jersey 329
 Rosters, 2007 272
 Rushing, Fewest Yards by Opponent 355
 Ryan, Rex 21
 2006 Top Defensive Team Rankings 23

S

Sacks Ratio 242
 Sams, B.J. 201
 Punt Return Production 204
 Sapp, Gerome 205
 Schedule of Facts, 2007 1
 Scott, Bart 208
 First 16 Games as a Starter 212
 Season Review, 2006 278
 Seating Chart, M&T Bank Stadium 437
 Shutouts 363
 Smith, Mike 213
 Smith, Musa 215
 Smith, Troy 256
 Stadium Amenities 431
 Stadium Diagram 437
 Stadium Facts 431
 Staff Photos 59
 Starters, Game-by-Game 2006 283
 Starting Lineup, 2006 278
 Statistics, Cumulative 1996-2005 364

Statistics, Defensive/Special Teams, '06 278
 Statistics, Game-by-Game, 2006 286
 Statistics, Postseason, 2006 279
 Statistics, Preseason, 2006 280
 Statistics, Regular Season, 2006 277
 Stills, Gary 219
 Stover, Matt 223
 Career Kicking vs. Opponents 229
 Game Winners 232
 Highest FG Percentage, Career 230
 Most Career Pts., NFL History 228
 Suggs, Terrell 233
 Sack Totals 236
 Super Bowl XXXV 315
 Hard Fact 265
 Sypniewski, Quinn 237

T-U

Team Records
 First Downs 404
 Fumbles 411
 Interceptions 412
 Kickoff Returns 410
 Losses 402
 Net Yards 405
 Passing 407
 Penalties 412
 Punt Returns 409
 Punting 408
 Rushing 406
 Scoring 402
 Turnovers 413
 Victories 402
 Terry, Adam 239
 Tessoroff, Bill 56
 Thurman, Dennis 42
 Tickets 1
 Turnover, Top Margin in NFL 2006 178
 Top 10 Offensive/Defensive Games 135
 Trades, All-Time 345
 Training Camp 1, 438
 Transactions, All-Time 346
 Unsung Hero Award 114

V-Z

Veteran Players 71
 Vincent, Keydrick 241
 Vital, Lionel 52
 Washburn, Jeremiah 53
 Weidl, Andy 53
 Wilcox, Daniel 243
 Top TE Tandem 246
 Williams, Demetrius 247
 Winborne, Jamaine 249
 Winning Percentage at Home 165
 Won/Loss Results 333
 Yanda, Marshal 253

