



2000 • **WORLD** • 2012
CHAMPIONS

BALTIMORE RAVENS

DOWNLOAD OUR APP

and Stay Connected

TO THE

Official Broadcast
Television Partner

OF THE

Baltimore Ravens.



Available on the iPhone

App Store



ANDROID



wbaltv.com

BALTIMORE RAVENS MEDIA GUIDE

2013 BALTIMORE RAVENS SCHEDULE

PRESEASON

DATE	OPPONENT	PLACE	TIME
Thurs., Aug. 8	at Tampa Bay Buccaneers	Raymond James Stadium	7:30 p.m.
Thurs., Aug. 15	ATLANTA FALCONS	M&T BANK STADIUM	7:30 p.m.
Thurs., Aug. 22	CAROLINA PANTHERS	M&T BANK STADIUM	8:00 p.m. (ESPN)
Thurs., Aug. 29	at St. Louis Rams	Edward Jones Dome	8:00 p.m.


REGULAR SEASON

DATE	OPPONENT	PLACE	TIME
Thurs., Sept. 5	at Denver Broncos	Sports Authority Field at Mile High	8:30 p.m. (NBC)
Sun., Sept. 15	CLEVELAND BROWNS	M&T BANK STADIUM	1:00 p.m.
Sun., Sept. 22	HOUSTON TEXANS	M&T BANK STADIUM	1:00 p.m.
Sun., Sept. 29	at Buffalo Bills	Ralph Wilson Stadium	1:00 p.m.
Sun., Oct. 6	at Miami Dolphins	Sun Life Stadium	1:00 p.m.
Sun., Oct. 13	GREEN BAY PACKERS	M&T BANK STADIUM	1:00 p.m.
Sun., Oct. 20	at Pittsburgh Steelers	Heinz Field	4:25 p.m.
Sun., Oct. 27	BYE		
Sun., Nov. 3	at Cleveland Browns	FirstEnergy Stadium	4:25 p.m.
Sun., Nov. 10	CINCINNATI BENGALS	M&T BANK STADIUM	1:00 p.m.
Sun., Nov. 17*	at Chicago Bears	Soldier Field	1:00 p.m.
Sun., Nov. 24*	NEW YORK JETS	M&T BANK STADIUM	1:00 p.m.
Thurs., Nov. 28	PITTSBURGH STEELERS	M&T BANK STADIUM	8:30 p.m. (NBC)
Sun., Dec. 8*	MINNESOTA VIKINGS	M&T BANK STADIUM	1:00 p.m.
Mon., Dec. 16	at Detroit Lions	Ford Field	8:40 p.m. (ESPN)
Sun., Dec. 22*	NEW ENGLAND PATRIOTS	M&T BANK STADIUM	8:30 p.m. (NBC)
Sun., Dec. 29*	at Cincinnati Bengals	Paul Brown Stadium	1:00 p.m.

*Flexible Schedule Games • HOME GAMES IN CAPS • All Times Eastern

RAVENS INFORMATION

Address:



Under Armour Performance Center
Football Operations
1 Winning Drive
Owings Mills, MD 21117



M&T Bank Stadium
(capacity: 71,008)
1101 Russell St.
Baltimore, MD 21230

Telephone:

(410) 701-4000 (Main)

(410) 261-RAVE (7283)

Fax:

(410) 701-4100 (PR Fax)

Fax: (410) 468-1340

Ticket Information:

(410) 261-RAVE (7283)

www.baltimore Ravens.com/tickets

Game Day Credentials:

www.baltimore Ravens.com/pressroom

www.baltimore Ravens.com

[facebook.com/baltimore Ravens](https://www.facebook.com/baltimore Ravens) • twitter.com/Ravens • [instagram.com/Ravens](https://www.instagram.com/Ravens) • [pinterest.com/baltimore Ravens](https://www.pinterest.com/baltimore Ravens)

MEDIA GUIDE ACKNOWLEDGEMENTS

Executive Editor: Marisol Renner

Editors: Patrick Gleason, Chad Steele and Tom Valente

Art Director: Ken Lisse

Contributors: Kevin Byrne, Travis Basciotta, Heather Darney, Billy Jones, Allison LeClair, Francine Lubera, Kelly Quinlan, Emily Scerba

Photographers: Phil Hoffmann, Shawn Hubbard, Paul Spinelli, AP Images

Printer: Schmitz Press

TABLE OF CONTENTS

ORGANIZATION

2013 Schedule and Team Information	1
Chad Alexander	59
Assistant Coaches	23
Steve Bisciotti	4
O.J. Brigance	58
Kevin Byrne	65
Jim Caldwell	19
Dick Cass	6
Coaches, All-Time	51
Community	78
Eric DeCosta	52
Facility, Ravens Training Complex	1, 76
John Harbaugh	13
Joe Hortiz	56
George Kokinis	57
Medical Staff	75
Pat Moriarty	54
Ozzie Newsome	7
Vincent Newsome	55
Dean Pees	21
Player Personnel Staff	60
Ravens All Community Team Foundation	77
Ravens Foundations	77
Jerry Rosburg	17
William Sheridan	66
Staff Directory	3
Staff Photos	71
Mark Smith	66
Harry Swayne	59
Vice Presidents	67

PLAYERS

Draft Choices	237
First-Year Players	251
Pronunciation Guide	217
Rookie Free Agents	256
Rosters	265
Veteran Players	83

2012 REVIEW

Game-by-Game Summaries	282
Honor Roll	270
How Ravens Were Built	277
NFL Rankings	302
NFL Standings	303
Player Honors (Milestones)	278
Player Participation	275
Pro Bowl Ravens	270
Season Review	270

Starters, Game-by-Game	276
Statistics, Game-by-Game	279
Statistics, Postseason	271
Statistics, Preseason	273
Statistics, Regular Season	269

HISTORY

Attendance	323
Baltimore Football History	310
Draft Choices, All-Time	334
Draft Choices, Colleges	336
Largest Crowds	343
Ray Lewis (Ravens Legend)	321
Jonathan Ogden (Hall of Famer)	320
Opponents, Ravens vs. NFL	344
Overtime Games	338
Player Honors	324
Preseason Results	339
Prime Time Ravens	337
Pro Bowl Ravens	326
Ravens History	310
Regular Season & Postseason Results	340
Ring of Honor	349
Roster, All-Time	327
Shutouts	337
Statistics, Cumulative, 1996-2011	350
Super Bowl XXXV	309
Super Bowl XLVII	307
Trades	323
Win/Loss Results	338

RECORDS

Defensive Touchdowns	398
Individual Records	396
Opponent Single-Game Bests	416
Rankings, Ravens	393
Postseason, Individual	417
Postseason, Team	426
Team Records	409

GAME DAY

Amenities, M&T Bank Stadium	435
Entertainment	436
Honor Rows	437
M&T Bank Stadium	433
NFL Schedule	441
Ravens Radio Affiliates	439
Radio/TV Programming	440
Stadium Facts	434
Stadium Seating Chart	438



2013 STAFF DIRECTORY

EXECUTIVE

Stephen J. Bisciotti Owner
 Richard W. Cass President
 Pam Lund Exec. Asst. to the Owner
 Lisa Dixon Special Asst. to the President/Special
 Events Manager
 Ron Shapiro Special Advisor to the Owner

ADMINISTRATION

Jeff Goering VP/Chief Financial Officer
 Jim Coller Controller
 Elizabeth Jackson Dir. of Human Resources
 Dana Cline Payables Manager
 Patti Holtery Payroll Manager
 Reba Koppelman Asst. Controller
 Liz McCroskey Sr. Accountant
 Toni Lekas, Valarie Wideman Receptionists

PUBLIC & COMMUNITY RELATIONS

Kevin Byrne Sr. VP - Public & Community Relations
 Chad Steele Dir. of Public Relations
 Heather Darney Community Relations Dir.
 Patrick Gleason Asst. Dir. of Public Relations
 Emily Scerba Community Relations Manager
 Tom Valente Public Relations Coordinator
 Karen McGee Media Services Coordinator
 Marisol Renner Publications & PR Specialist

INFORMATION TECHNOLOGY

Bill Jankowski VP of Information Technology
 Nick Fusee Dir. of Information Technology
 Kevin Boyle Information Technology Coor.

OPERATIONS

Bob Eller VP of Operations
 Keith Mathews Facilities Maintenance Manager
 Joan Fennekohl Travel Manager
 Bud Reinecke Team Services Manager

SECURITY

Darren Sanders Director of Security
 Vernon Holley Security Manager
 Don Gordon Security
 Maurice Moore Security
 Craig Singletery Security

FIELDS & GROUNDS

Don Follett Head Groundskeeper/
 Sr. Dir. of Fields & Grounds
 Bryan Filkins Fields & Grounds Supervisor/
 Equipment Asst.
 Sean Kauffman Asst. Groundskeeper
 P.J. Petel Asst. Groundskeeper/Equip. Asst.
 Eric Evers Groundskeeper/Equip. Asst.
 Will Ranney Groundskeeper/Equip. Asst.

BUSINESS VENTURES

BROADCASTING

Larry Rosen VP of Broadcasting
 Don DiRaddo Dir. of Broadcasting Admin.
 Jay O'Brien Production Manager
 Matt Brevet Broadcasting Manager
 Eddie Coughlan Production Coordinator

TICKET SALES & OPERATIONS

Baker Koppelman VP of Ticket Sales & Operations
 Mike Burke Sr. Mgr. of Ticket Sales & Hospitality
 Adam Mazalewski Sr. Mgr. of Ticket Operations
 T.J. a'Becket Ticket Ops. & Distribution Coor.
 Eric Hubbs Ticket Sales & Hospitality Coor.
 Nadège McCall Customer Service Coor.

RETAIL

Chris Inouye Director of Retail
 Megan Malek Retail Manager

CORPORATE SALES & BUSINESS DEVELOPMENT

Kevin Rochlitz VP of Corp. Sales &
 Business Development
 Ed Burchell VP of Strategic Partnerships & Sales
 Theresa Abato Sr. Director of Corp. Sales
 & Suites Administration
 Keith Weldon Director of Sales
 Ray Naimoli Senior Account Executive
 Josh Hartman Sr. Mgr. of Suite Sales & Services
 Cindy Browning Corp. Sales & Media Traffic Mgr.
 Laura Humphreys Corporate Sales Mgr.
 Aaron Cline Corp. Sales Account Executive
 Kate Kasabula Corp. Sales Account Executive
 Jack Krabbe Corp. Sales Account Executive
 Chris Savio Corp. Sales Account Executive
 Chad Unitas Corp. Sales Account Executive
 Mattie Powell Corp. Sales Accounts Coordinator

MARKETING

Gabrielle Dow Vice President of Marketing
 Brad Downs Director of Marketing
 & Partnership Activation
 Ken Lisse Sr. Manager, Graphic Design
 Cameron Barratt Mgr., Marketing
 & Partnership Activation
 Megan Collins Mgr., Events & Game Presentation
 Kim Ferguson Mgr., Marketing
 & Partnership Activation
 Heather Harness Mgr., Marketing, Advertising
 & Game Entertainment
 Matt Little Mgr., Marketing & Youth Football
 Bryan McDonough Mgr., Graphic Design
 Katie Bollinger Coor., Marketing & Advertising
 Anneliese Bruce Graphic Designer
 Ilsa Marden Entertainment Coordinator
 Tina Galdieri Cheer Coordinator
 John Ziemann Band Coordinator

DIGITAL MEDIA

Michelle Andres VP of Digital Media
 Dave Lang Digital Media Manager
 Sarah Ellison Digital Media Editor/Writer
 Phil Cunningham Digital Media Production Coor.
 Garrett Downing Digital Media Staff Writer
 John Eisenberg Columnist
 Erin Herbert Digital Media Coordinator
 Ryan Mink Digital Media Staff Writer
 Cody Williams Sponsor Fulfillment Coor.

STADIUM OPERATIONS

Roy Sommerhof VP of Stadium Operations
 John Cline Event & Guest Services Sr. Manager
 Jobie Waldt Stadium Operations Sr. Manager
 Evan Cohen Stadium Operations Assistant



PLAYER PERSONNEL

Ozzie Newsome GM & Executive Vice President
 Eric DeCosta Assistant General Manager
 Pat Moriarty Sr. VP of Football Administration
 Vincent Newsome Director of Pro Personnel
 Joe Hortiz Director of College Scouting
 George Kokinis Senior Personnel Assistant
 Harry Swayne Director of Player Development
 O.J. Brigance Sr. Advisor to Player Development
 Chad Alexander Asst. Director of Pro Personnel
 Joe Douglas National Scout
 Mark Azevedo Northeast Area Scout
 David Blackburn West Area Scout
 Ian Cunningham Southeast Area Scout
 Jack Glowik Midwest Area Scout
 Milt Hendrickson Mid-Regional Scout
 Andy Weidl East-Regional Scout
 Lonnie Young West-Regional Scout
 Sandy Weil Dir. of Football Analytics
 Jessica Markison Exec. Asst./Football Admin. Mgr.
 Tolu Lasaki Player Personnel Assistant
 Kenny Sanders Player Personnel Assistant
 Maggie Domanowski Player Personnel Admin. Asst.
 Johnny Shelton Team Chaplain
 Rod Hairston Ministry

COACHING

John Harbaugh Head Coach
 Jerry Rosburg Assistant Head Coach/
 Special Teams Coordinator
 Jim Caldwell Offensive Coordinator
 Dean Pees Defensive Coordinator
 Teryl Austin Secondary
 Juney Barnett Assistant Strength & Conditioning
 Clarence Brooks Defensive Line
 Juan Castillo Run Game Coordinator
 Wade Harman Tight Ends
 Chris Hewitt Assistant Special Teams
 Jim Hostler Wide Receivers
 Don Martindale Inside Linebackers
 Andy Moeller Offensive Line
 Ted Monachino Linebackers
 Wilbert Montgomery Running Backs
 Bob Rogucki Strength & Conditioning
 Steve Spagnuolo Sr. Defensive Assistant
 Craig Ver Steeg Sr. Offensive Assistant
 Todd Washington Assistant Offensive Line
 Matt Weiss Defensive Quality Control
 Randy Brown Kicking Consultant
 Jay Harbaugh Offensive Assistant
 Megan McLaughlin Exec. Asst./Football Info Mgr.
 Dan Parsons Assistant to the Head Coach

TRAINING & MEDICAL


Mark Smith Head Certified Athletic Trainer
 Ron Medlin Asst. Certified Athletic Trainer
 Kevin Domboski Asst. Certified Athletic Trainer
 Sam Bell Physical Therapist
 Tricia Bosley Medical Services Assistant

EQUIPMENT

William Sheridan Equipment Manager
 Kenico Hines Assistant Equipment Manager
 Tom Wood Assistant Equipment Manager
 Derek Rinehart Equipment Assistant
 Sharon Heller Seamstress

FOOTBALL VIDEO

Jon Dube Dir. of Football Video Operations
 Mark Bienvenu Asst. Dir. of Football Video Ops.
 Collin Ferguson Football Video Operations Mgr.
 Drew Wilkins Football Video Operations Coor.



BALTIMORE
RAVENS

STEVE BISCIOTTI OWNER

COLLEGE: SALISBURY STATE UNIVERSITY
BORN: 4/10/60, PHILADELPHIA, PA
EXP. (NFL/RAVENS): 14/14

Under Steve Bisciotti, the Ravens have joined an elite group – they are now one of 12 NFL teams with multiple Super Bowl victories. Six franchises have won one title. Ten others have earned the game and lost, while four teams have never advanced to the Super Bowl. More importantly, with last season’s Super Bowl XLVII Championship, the Ravens (two) joined the Patriots (three) and the Giants and Steelers, with two each, as teams that have won more than one NFL title since the turn of the century in 2000.

“We’re proud of what we’re giving to Baltimore,” Bisciotti says. “You have to make the playoffs to have the opportunity to compete for championships, and championships are our goal. We want to be a consistent winner that avoids big lulls and dips.”

Baltimore is the only NFL team to earn the playoffs each of the last five seasons (2008-12), and the Ravens won at least one postseason game each of those years. (The five-consecutive-season-playoff run is a franchise record.) Under Steve’s leadership, the Ravens, who have made the playoffs six of the last seven years, have recently advanced to three AFC Championship games, doing so in 2012, 2011 and 2008.

The passionate Bisciotti, who at 53 is the second-youngest owner in the NFL (Washington’s Daniel Snyder - 48), bought a minority interest in the Ravens in 2000 from Art Modell, completing the purchase of the franchise on April 9, 2004.

Steve’s initial investment to the team provided funds to secure free agents for the 2000 Super Bowl XXXV Championship team. Today, his influence in the NFL continues to rise – he currently is a member of two important ownership committees: Broadcast and Digital Media.

When Bisciotti, now in his 14th year as an owner of the Ravens, hired John Harbaugh as the team’s head coach in January of 2008, some eyebrows were raised. Harbaugh had never been a head coach at any level. In fact, he had not been an offensive or defensive coordinator in the NFL. It was obviously the right choice. Along with last season’s Super Bowl victory, Baltimore advanced to the playoffs in its first five years with Harbaugh, who is the only modern-day (since 1970) head coach to go to and win a playoff game in each of his first five seasons.

“I think leadership is difficult to define, but you can recognize it when you see it,” Bisciotti says. “We all saw something in John. And, you have to be willing to separate yourself from the masses – take some chances – to achieve great success. There’s probably a little bit more perception that we took a risk with John. We don’t think we did.”

(Since taking over as the Ravens’ owner, Bisciotti’s teams have earned the playoffs a total of six times, including the AFC’s No. 2 seed in 2006 with a franchise-record 13-3 mark. His 2004 team finished with a 9-7 record, missing the playoffs by just one game.)



QUOTH THE RAVEN: STEVE BISCIOTTI

“My responsibilities are not only to my family and the people who work for the Ravens. There are over a million stakeholders in the Baltimore area that we have an obligation to. They’re the fans who invest more than three hours on Sunday to watch, listen to, or attend our games. That’s a big difference from owning a non-sports company.”

– Steve Bisciotti on owning the Ravens

“What really strikes me about Steve is his loyalty to the friends he’s had forever. A lot of people, when they become very successful like Steve, they move on. His friends are the same ones he grew up with. That’s one of his strengths.”

– Former Maryland basketball coach Gary Williams on Steve Bisciotti

“[Steve] is a great leader. The players love him. They love when he’s around. He’s an inspiration to all of our guys, to me, to this organization. He sets the tone here. It’s a great organization because of his vision.”

– John Harbaugh on Steve Bisciotti



STEVE BISIOTTI

TOP 10 OWNER

CBS Sports named Bisciotti as the No. 3 NFL owner fans would want running their favorite team: "Since Bisciotti bought the [majority of the] team in 2004, the Ravens have suffered only two losing seasons and, in five of the past seven years, Baltimore has won at least 10 games. Bisciotti doesn't make himself a huge part of the story, but the decision to hire coach John Harbaugh in 2008 has worked out pretty well. According to *Forbes*, the team has doubled in worth since Bisciotti became owner, but he also understands how to raise morale." (May, 2013)

Business Review USA magazine ranked Bisciotti No. 10 among all U.S. professional sports franchise owners. Three other NFL owners made the Top 10: 1) Stanley Kroenke, Rams (Kroenke also owns the Denver Nuggets and Colorado Avalanche); 3) Robert Kraft, Patriots and 6) Jeffrey Lurie, Eagles. (February, 2012)

Sports Illustrated named Steve Bisciotti one of the NFL's Five Best Owners: "Bisciotti has become beloved in Baltimore as the local kid who made good and has turned the Ravens into one of the best-managed franchises in the NFL. He has become the epitome of the young, engaged owner who goes about his business the right way and puts a perennial winner on the field." (May, 2009)

Born in Philadelphia on April 10, 1960, Bisciotti moved with his family to Baltimore (Severna Park) in March of 1961 when Steve, the youngest of three children, was 11 months old. His father, Bernard, took the children to Orioles and Colts games. Sadly, Bernard died of leukemia when Steve was 8. His mother, Patricia, a huge Ravens fan, then raised the children.

After graduating from Salisbury (MD) State University in 1982 with a degree in liberal arts, Bisciotti worked in the temporary help industry. In 1983 (at age 23), he started Aerotek with his cousin, Jim Davis. They offered aerospace and technology companies access to skilled temporary employees.

Aerotek grew into the Allegis Group, which currently is the largest staffing firm in the United States. The company, which is headquartered just outside Baltimore and has offices throughout North America, Europe, the Middle East, Africa and Asia Pacific, has over 12,000 internal employees and 130,000 high-end contract workers. Allegis Group, which, like Steve, does little self promotion or publicity, places

employees in positions from engineers, to cable installers, to computer programmers, to marketing specialists.

Until he bought the Ravens, Bisciotti's business success was not well known to the general public on a national level. In fact, it wasn't even notable in the Baltimore area, where he and his partners kept a low profile. "I'm OK if I'm one of the least known owners in pro sports," Bisciotti says.

Steve, an energetic visionary, is quietly dedicated to a number of important causes and projects, some associated with his deep Catholic faith. He is a board member for Catholic Charities. Most of Bisciotti's extensive charity work and generous giving are done without public notice.

Bisciotti enjoys golfing and boating. He and his wife, Renée (Foote), are the parents of two sons: Jason, who has a master's in business, and Jack, who earned a degree in sports and entertainment management. Renée helped design the interior and selected the furnishings at the Ravens' training complex.

(Bisciotti is pronounced bih-SHAH-tee.)



QUOTH THE RAVEN: STEVE BISIOTTI

"I remember going to a couple of Colts games every season with my dad or mom and brother (Mike) and sister (Cathy Thomas). We were on the 10-yard line, lower deck. We'd go to O's games, too. My favorite player was Paul Blair, because my brother already claimed Brooks Robinson and would not let me take the same guy. We'd also go to Westminster for Colts training camp. We have pictures with various players, and I have one with me wearing Johnny Unitas' helmet. I would always ask the Colts' players if I could wear their helmets."

— Steve Bisciotti

A young Steve Bisciotti with the late Johnny Unitas at Colts training camp.



BALTIMORE
RAVENS

DICK CASS PRESIDENT

COLLEGE: PRINCETON / YALE LAW SCHOOL

BORN: 1/13/46, WASHINGTON, D.C.

EXP. (NFL/RAVENS): 10/10

Dick Cass is in his 10th year as president of the Ravens. Cass oversees every area of the organization, including player and staff personnel, the coaching team, corporate sales, communications and business ventures. In addition to his time with the Ravens, Cass has served as counsel to a number of NFL owners, including both the Washington Redskins and the Dallas Cowboys, as well as the NFL Office.

“Dick has had involvement with every aspect of an NFL team,” Ravens owner Steve Bisciotti said. “His legal expertise, his working knowledge of the business, his relationships at the league office, and the respect he has earned around the league are significant assets for the franchise.”

2004-13: (with Baltimore) 2013: On Feb. 3, the Ravens defeated San Francisco, 34-31, in Super Bowl XLVII, capturing the franchise’s second-ever Lombardi Trophy. **2012:** *ESPN The Magazine’s* “Ultimate Standings” ranked the Ravens as America’s 11th-best U.S. professional sports franchise (and third-best NFL franchise). **2009:** A regional business group awarded Cass its Regional Visionary Award for setting a high standard for community service in the Baltimore region. **2008:** Among all NFL clubs, the Ravens ranked in the top tier in sponsorship revenue, new sponsorship deals and ticket renewal rate following the ‘08 season...Helped guide a committee of eight to interview and select head coach John Harbaugh. **2007:** Even though Baltimore is the country’s 27th-largest television market, the Ravens ranked in the NFL’s top tier in total revenue...*Forbes Magazine* recognized the Ravens as having the NFL’s second-fastest growing brand over the past three years (Aug. issue)...Cass keyed fundraising efforts for the \$100,000 renovation of Collington Square School’s playground. **2006:** Saluted by former NFL commissioner Paul Tagliabue for Dick’s input to the revenue-sharing plan of the NFL Collective Bargaining Agreement... Initiated fundraising after Hurricane Katrina that resulted in \$1.2 million donated from the Ravens...Though dismissed by Cass, was mentioned prominently by media as a possible successor to Tagliabue...Instrumental in raising \$1.2 million to refurbish Baltimore Polytechnic Institute’s football stadium...The new field allows all 18 Baltimore City public high schools to play at least two games per season at the venue. **2004:** Cass was named president of the club in April and was Steve Bisciotti’s first hire as new owner of the Ravens...Cass brought a wealth of business knowledge, plus legal and negotiating expertise to the club...Orchestrated a midseason move to the team’s new facility in Owings Mills, coupling football operations and corporate into one complex.

1972-2003: (with Wilmer, Cutler & Pickering) A partner of the D.C.-based law firm of WCP for 31 years...Was chairman of the firm’s Business Transactions Section and

a member of its Management Committee...Had a general corporate and securities practice, representing companies and entrepreneurs in complex corporate partnership and securities transactions. **2003:** Counsel to the Independent Commission of the US Olympics Committee. **2002:** Was counsel to the owner of the NBA’s Charlotte Hornets in the team’s relocation to New Orleans. **2000:** Represented Steve Bisciotti in the purchase of the Ravens from the Modell family. **1999:** Represented the estate of Jack Kent Cooke in the sale of the Redskins to Daniel Snyder. **1992-93:** Retained by the NFL as an advisor pursuant to the Collective Bargaining Agreement with players. **1980s:** Represented Cowboys owner Jerry Jones in the acquisition of the team and Texas Stadium...Advised Jones on a variety of matters, including sponsorship contracts, the Collective Bargaining Agreement and salary cap, NFL broadcast arrangements, NFL Internet policies, stadium financing, estate planning, local broadcast partnerships and the NFL substance abuse programs. **1979:** Promoted to partner of Wilmer, Cutler & Pickering law firm. **1972:** Served his first year as a member of WCP.

COLLEGE: Graduated Phi Beta Kappa from Princeton in 1968...A knee injury, coupled with surgery, kept him from athletics his first two years...Played rugby as a junior and senior...Graduated from Yale Law School in 1971.

PERSONAL: Clerked for a federal judge in Connecticut for a year before joining WCP, a firm with global offices...Father was in the Coast Guard...As a child, Dick moved around the country with his parents, making stops in Virginia, Maryland, Michigan, California, Washington, D.C., Florida and Massachusetts...Graduated from Mercersburg (PA) Academy, where he was student body president and captain of the football, basketball and baseball teams...He serves on boards for the Greater Baltimore Committee, Kennedy Krieger Institute, Maryland Science Center, Baltimore Community Foundation and Bert Bell NFL Players Pension Plan...He has served on the boards of trustees for both Princeton and Mercersburg Academy...He continues as chairman of the Ravens All Community Team Foundation...Dick’s wife, Heather, owns an architecture firm, Cass and Associates...She is also a graduate of Yale (School of Architecture) and is a Fellow of the American Institute of Architects...Their daughter, Courtney, is a Columbia graduate who taught in New York City public schools for three years and has since earned a law degree from the University of Virginia...She is currently the executive director of Teach for America Baltimore...Their son, Willy, is a graduate of St. Albans School in Washington, D.C., and a 2008 Yale University graduate (biomedical engineering)...He is currently enrolled at the University of Maryland Medical School.





BALTIMORE
RAVENS

OZZIE NEWSOME

GENERAL MANAGER & EXECUTIVE VICE PRESIDENT

COLLEGE: ALABAMA
BORN: 3/16/56, MUSCLE SCHOALS, AL
EXP. (NFL/RAVENS): 36/18 (13 PLAYING / 23 FRONT OFFICE)

Ozzie Newsome’s legacy is unlike any the game has ever seen. Though he has flourished at every point of his football career, it’s wrong to say that Newsome has followed a successful path. Instead, he has blazed the trail – one on which success has actually followed him. Known throughout all of sports as a premier leader, Newsome is a Hall of Fame player, the architect of Baltimore’s Super Bowl XXXV and Super Bowl XLVII championship teams and an elite personnel evaluator who became the NFL’s first African American general manager (2002).

“Ozzie’s credibility is what stands out the most,” Ravens head coach John Harbaugh states. “And it’s not just about what he has accomplished. To me, it’s his commitment and focus while striving to do more.”

Newsome’s remarkable football journey began in Leighton, AL, where he first stepped on the gridiron with the hope of playing for the University of Alabama. That dream turned into a reality when he went on to star for the Crimson Tide under Bear Bryant from 1974-77. “Coach Bryant helped me grow up,” states Newsome, who has a sideline portrait of the legendary coach and mentor on his office wall. “He pushed me further than I thought I could go, both on and off the field.”

In 1978, Cleveland selected Newsome in the first round of the NFL Draft. Playing 13 years for the Browns, he authored the most productive career for a tight end in the history of the game. A three-time Pro Bowler, his 662 receptions for 7,980 yards and 47 TDs stood as NFL records by a tight end until Shannon Sharpe surpassed those marks in 2001 (Tony Gonzalez has since broken those records).

Following his storied playing days, Ozzie joined Cleveland’s front office. His initial non-player position came as an assignment scout in 1991. Two years later, he was promoted

to a very comprehensive assignment – assistant to the head coach/offense/pro personnel. “I had to find out which direction my career would go,” Newsome explains. “Art [Modell] gave me the opportunity to work with the coaches, and I enjoyed that. At the same time, I increased my experience with the personnel department and decided that’s where I wanted my career to head.”

In 1994, Newsome was named the Browns’ director of pro personnel. Although he continued to help on the field, Ozzie provided detailed studies on other NFL players and recommended which players the Browns should try to acquire. When the franchise moved to Baltimore in 1996, Mr. Modell invited Newsome and promoted him to vice president of player personnel. From that point, Ozzie’s reputation as a supreme talent assessor grew quickly.

In the Ravens’ first-ever draft, Newsome and Co. tabbed T Jonathan Ogden and LB Ray Lewis (the fourth and 26th selections, respectively). Combining to produce an amazing 24 Pro Bowl honors, Ogden became the first Ravens’ draft choice elected into the Pro Football Hall of Fame (2013), while Lewis, who retired following the 2012 campaign, is a surefire lock to be enshrined in Canton. Fittingly, the duo will join Newsome, who was inducted into the Hall as a Brown in 1999.

Starting with Ogden and Lewis, Newsome has consistently compiled impressive draft classes for the Ravens. In the team’s first 17 drafts (1996-2012), Baltimore selected 17 first-rounders who have earned a total of 53 Pro Bowl honors. And when the Ravens have had a high pick, they haven’t missed. Of the seven players chosen in the Top 10 by Baltimore, five (Ogden, LB Peter Boulware, CB Chris McAlister, RB Jamal Lewis and OLB Terrell Suggs, the 2011 NFL Defensive Player of the Year) have earned Pro Bowl accolades. Additionally,

OZZIE NEWSOME SNAPSHOT

- NFL’s First African American General Manager (promoted in 2002)
- Architect of the Ravens’ 2000 Super Bowl XXXV & 2012 Super Bowl XLVII Title Teams
- NFL Executive of the Year (2000)
- Pro Football Hall of Fame (Class of 1999)
- State of Alabama Hall of Fame (Class of 1995)
- National Football Foundation College Hall of Fame and NCAA Hall of Fame (Class of 1994)
- 13-Year NFL Tight End with the Cleveland Browns (1978-90)
- Three-Time NFL Pro Bowler (1981, 1984-85)
- Four-Time Cleveland Touchdown Club Offensive Player of the Year (1978, 1981, 1983-84)
- Current Member of Three Major NFL Policy-Making Committees: Competition, Diversity and Player Care Foundation Committees



OZZIE NEWSOME

Baltimore has picked in the bottom half of the first round with uncanny success: Lewis was twice named the NFL Defensive Player of the Year; TE Todd Heap, chosen 31st, went to two Pro Bowls as a Raven; S Ed Reed, the 24th pick, was tabbed an All-Star nine times and also earned NFL Defensive Player of the Year in 2004; QB Joe Flacco, selected 18th, was named Super Bowl XLVII MVP, leading the Ravens to their second World Championship in 2012.

Amazingly, in the Ravens' brief history, Newsome and his staff have drafted 15 players who have earned Pro Bowl honors. When including 2006 Pro Bowl LB Bart Scott, who signed as a rookie free agent in 2002, Baltimore has produced 16 homegrown Pro Bowl players in just 17 NFL seasons.

In addition to his knack for evaluating talent on the field, Newsome has also mastered the ability to develop and share insight with the scouts who work under him. The Ravens boast a methodical and disciplined draft process, one that's foundation is laid years in advance. The "process" includes 19 full-time members of the personnel department, but also has feedback from Ravens coaches. Most of Ozzie's staff has been with the team since the franchise started in 1996 or has graduated from the "20/20 Club," which is a group that includes members who began with the Ravens as young assistants and grew into evaluators with more input. (The term "20/20" refers to hiring "20-year-olds for \$20,000." "Actually, the guys started when they were a little older than 20 and for more than \$20,000, but that's what we call them," Newsome adds.)

The Ravens do not belong to the National Football Scouting group, which provides member teams a log of reports on players eligible for the draft. Instead, they make their own list, and that means looking at every player on a collegiate roster. "We do a lot of cross-checking," says Ravens assistant general manager Eric DeCosta, a graduate of Newsome's "20/20 Club." "A number of us look at everyone, and then we have the area scouts look at certain players from other regions so we get multiple grades and opinions on all the players."

Newsome encourages all scouts and coaches to have strong opinions, noting specifically that he wants to hear what everyone in the room has to say. Because of this philosophy, Ozzie believes the biggest strength of the Ravens' personnel team is that "we respect and listen to each other."

"What sets us apart is that we have guys who cut their teeth right here in Baltimore, learning the way we do things,"

Newsome affirms. "And we have had some great guys with Phil Savage, 'Shack' [James Harris], George Kokinis, Eric DeCosta and other people who were helping these young scouts along the way. I think that's the secret. It's not Ozzie. It's the way we do things, and the way these guys gravitate to the process of the Baltimore Ravens."

Newsome also fosters a working environment that breeds standout coaches. By bringing in individuals who embrace the "Raven Way," Newsome aims to create a synergy that manufactures success among the scouts, coaches and players. As a result, Baltimore has had many of its assistants move on to become head coaches both on the collegiate and NFL level: Jack Del Rio (Jaguars), Kirk Ferentz (Iowa), Pat Hill (Fresno State), Marvin Lewis (Bengals), Eric Mangini (Browns/Jets), Rick Neuheisel (UCLA), Mike Nolan (49ers), Chuck Pagano (Colts), Rex Ryan (Jets), Jim Schwartz (Lions), David Shaw (Stanford), Mike Singletary (49ers), Mike Smith (Falcons) and Ken Whisenhunt (Cardinals).

"[Ravens] players believe, and that's the beauty of it," states Ryan, who worked with Newsome from 1999-2008. "Ozzie brings in the right kind of players, and one thing we've always talked about is we don't want to coach effort. And that's the thing – we don't. [Ravens] guys love to play the game, and those are the guys you surround yourself with. That's why you have a chance to be successful [in Baltimore]."

Newsome's motivation and work ethic are also reasons many people respect him. One specific way that devotion shines through is in his everyday routine. If Ozzie's not in his office or out on the practice field, he can be found on the treadmill in the Ravens' weight room. Exercising daily (and often putting in two-a-days), Ozzie says his workouts are just another way he tracks the pulse of the team.

"By being around the coaches and players out at practice," Newsome states, "and being in that weight room around those players, I think I get a chance to build some things in my mind of how I'd like the makeup of our football team."

A year-by-year look at Newsome's career:

2012: Capturing the franchise's second World Championship with a victory in Super Bowl XLVII, the Ravens finished with a 10-6 record (14-6 overall) en route to earning their fifth-straight playoff berth and second-consecutive AFC North title...Baltimore became the only NFL team to make the playoffs in each of the past five seasons (2008-12) – with the Ravens also winning at least one playoff game in

"Talk to anyone who has watched [Ozzie] Newsome and his staff work up close, and they'll repeat a variation of the same theme: He made the rare transition from great player to great team executive and personnel evaluator by prioritizing listening, learning before talking, and being able to assimilate vast amounts of information and condense it down to its most salient points. Somehow, Newsome is able to block out the noise and avoid drowning in the details, which paves the way to more decisive and reasoned decision-making in the inherently inexact science that is football scouting and evaluation."

– Don Banks, *SI.com*, 2013



OZZIE NEWSOME

each...The Ravens also seized the franchise's fourth-ever division title with a 4-2 mark in AFC North play and an 8-4 overall conference record...Baltimore set a single-season franchise record by scoring 398 points, averaging the NFL's 10th-most per game (24.9)...The Ravens scored a team-record 254 points at home, producing the NFL's fourth-best home average of 31.8 ppg...Baltimore also surrendered just 16 give-aways, setting a franchise single-season record low...The Ravens' special teams units were spectacular: In addition to posting a league-best (tied, Darius Reynaud) 3 kick return TDs (108- & 105-yard KORs and 63-yard PR), WR/RS Jacoby Jones led the NFL in KOR average (30.7). Rookie K Justin Tucker, an undrafted free agent signing, made 30 of 33 FGAs (90.9%), producing the second-best success rate in Ravens single-season history and also the second-best mark by a rookie kicker in NFL history...En route to winning Super Bowl XLVII, 34-31, over the San Francisco 49ers in New Orleans, the Ravens produced one of the most electrifying postseasons in NFL history. Averaging 410.3 yards of offense (134.8 rush & 275.5 pass) per game, Baltimore scored 31.0 points per contest while allowing just 22.0. WR Anquan Boldin recorded 22 catches for 380 yards and 4 TDs, while Jones posted a 29.4 receiving average (5 for 147), catching TDs of 70 and 56 yards. (Jones also had a 108-yard KOR-TD in the Super Bowl.)...With a 3-TD performance vs. the 49ers, QB Joe Flacco threw 11 TD passes in the postseason, tying the NFL single-postseason record shared by Joe Montana (1989) and Kurt Warner (2008). (Flacco and Montana did not throw an interception during those respective postseasons.) Flacco finished the Super Bowl 22-of-33 for 287 yards to produce a 124.2 rating (eighth-best mark in SB history) and earned game MVP honors...The Ravens' defense was also stout during the playoffs, registering 10 take-aways (6 INTs and 4 FRs) to produce a +6 overall turnover differential. The unit posted 9 sacks in four playoff games, including 4.5 by

OLB Paul Kruger...For their regular season efforts, six Ravens earned Pro Bowl honors: S Ed Reed (ninth), DT Haloti Ngata (fourth), FB Vonta Leach (third), RB Ray Rice (third), G Marshal Yanda (second) and Jones (first).

2011: The Ravens became the only NFL team to earn the playoffs from 2008-11, also winning the AFC North by sweeping the division for the first time in franchise history... Producing a second-straight 12-4 campaign, Baltimore also went 6-0 against playoff teams during the regular season... Baltimore earned a 20-13 Divisional Round victory over Houston at home, but the Ravens' Super Bowl hopes came to a devastating end in New England with a last-second, 23-20 loss in the AFC Championship game...The Ravens' defense, which finished No. 3 in the league in fewest points permitted (16.6 ppg) for the fourth-straight year, tied an NFL record for consecutive seasons of being in the Top 3 for points allowed...RB Ray Rice produced a career-high and NFL-best 2,068 yards from scrimmage, ranking second in rushing (1,364)...Rice also set a team mark with 15 total TDs...WR Torrey Smith, the Ravens' 2011 second-round draft pick, was third among NFL rookies with 841 receiving yards (50 catches); his receptions and yards, plus 7 TDs, set new Ravens first-year standards...Eight Ravens earned Pro Bowl honors: LB Ray Lewis (13th), S Ed Reed (eighth), OLB Terrell Suggs (fifth), DT Haloti Ngata (third), 2011 free agent acquisition FB Vonta Leach (second), RB Ray Rice (second), G Ben Grubbs (first) and G Marshal Yanda (first)...Suggs was also named the 2011 *Associated Press* Defensive Player of the Year, marking the fourth time a Raven has won the honor (Reed - 2004, and Lewis - 2003 & 2000).

2010: Baltimore tied Pittsburgh for the best record in the division at 12-4, but lost the AFC North on the division-record tiebreaker (5-1 to 4-2)...Baltimore, Indianapolis (an NFL record nine in a row) and Philadelphia became the only teams

RAVENS KEY FREE AGENT SIGNINGS

Not only have the Ravens' drafts been productive, but their free agent signings have proven masterful. "We've been able to recruit and sign veterans who helped us win Super Bowls and kept us competitive in other seasons," Newsome states.

Free Agent Additions (Years)

DE Michael McCrary (1997-2002)
 DT Tony Siragusa (1997-2001)
 S Rod Woodson (1998-2001)
 DT Sam Adams (2000-01)
 TE Shannon Sharpe (2000-01)
 WR Derrick Mason (2005-10)
 QB Steve McNair (2006-07)
 DL Trevor Pryce (2006-10)
 ST Brendon Ayanbadejo (2008-12)
 C Matt Birk (2009-12)
 FB Vonta Leach (2011-12)
 WR/RS Jacoby Jones (2012)

Honors/Notes as a Raven

2 Pro Bowls / No. 3 All Time in Franchise Sacks (51)
 313 Tackles / Anchor of D-line on 2000 Super Bowl Team
 3 Pro Bowls / 20 INTs and 5 INT-TDs
 2 Pro Bowls / Led Super Bowl Team with 5 Forced Fumbles
 1 Pro Bowl / Led Super Bowl Team with 67 catches for 810 yards
 Franchise's All-Time Leading Receiver (471 catches for 5,777 yards)
 1 Pro Bowl / Led Ravens to Franchise-Best 13-3 Record in 2006
 Fourth-Most Single-Season Sacks (13 in 2006) in Franchise History
 1 Pro Bowl / Career-High 30 Special Teams Tackles in 2008
 Anchor and leader of the Ravens' O-line from 2009-12
 2 Pro Bowls / Lead blocker for three-time Pro Bowl RB Ray Rice
 1 Pro Bowl / 4 Total Kick Return TDs (3 KOR & 1 PR) in 2012

OZZIE NEWSOME

to make the playoffs from 2008-10...The 2010 campaign also marked the first time the Ravens ever earned the postseason three years in a row (the Ravens extended their record to five years in 2012)...In the Wild Card game at Kansas City, the Ravens prevailed 30-7, becoming the only NFL team to win at least one playoff game in each of the last three seasons...John Harbaugh became the first head coach in NFL history to take over a sub-.500 team and then win a playoff game in each of his first three seasons...Five Ravens earned Pro Bowl honors: K Billy Cundiff (first), LB Ray Lewis (12th), DT Haloti Ngata (second), S Ed Reed (seventh), and OLB Terrell Suggs (fourth)...Pro Bowl WR Anquan Boldin, acquired by Newsome in an offseason trade with Arizona, tallied team highs of 64 catches and 837 receiving yards.

2009: After posting a 9-7 record, the Ravens produced their sixth playoff team of the decade (2000-09)...Behind an offense that ranked ninth in NFL scoring (24.4 ppg) and a defense that finished third in total yards and points allowed (300.5 ypg/16.3 ppg), the Ravens upended the Patriots (33-14) in the Wild Card round, becoming the first road team to win a playoff game at New England since 1978...For the first time in team history, Baltimore had a 3,000-yard passer (Joe Flacco - 3,613), a 1,000-yard rusher (Ray Rice - 1,339) and a 1,000-yard receiver (Derrick Mason - 1,028) in the same season...Five Ravens were voted into the Pro Bowl, including LB Ray Lewis (11th), FB Le’Ron McClain (second), DT Haloti Ngata (first), S Ed Reed (sixth) and Rice (first)...Rookie T Michael Oher, who started all 16 games, finished second for Diet Pepsi Rookie of the Year (*NFL.com* fan vote) and earned All-Rookie team honors.

2008: Along with owner Steve Bisciotti, president Dick Cass and several other front office executives, Newsome headed the search committee that hired first-year head coach John Harbaugh...The Ravens posted an 11-5 regular season record and advanced to the AFC Championship game, where they fell to the eventual Super Bowl champion Steelers...Led by Newsome and Harbaugh, Baltimore produced 13 total victories, which set an NFL record for most wins by a first-year head coach (Harbaugh) and rookie quarterback (Joe Flacco)...Baltimore’s stifling defense – ranked No. 2 in the NFL – set several franchise records, while the Ravens also had five players earn Pro Bowl honors: LB Ray Lewis, S Ed Reed, ST Brendon Ayanbadejo, OLB Terrell Suggs and FB

Le’Ron McClain...Flacco, who became the first rookie QB ever to win two playoff games, was named the Diet Pepsi Rookie of the Year (*NFL.com* fan vote).

2007: Despite finishing 5-11 in an injury-marred season (Baltimore lost 77 games to starters), the Ravens sent four players to the Pro Bowl: T Jonathan Ogden, LB Ray Lewis, S Ed Reed and RB Willis McGahee... Former free agent acquisition WR Derrick Mason (2005) set a Ravens’ single-season record with 103 receptions...Ravens had six different rookies start a game, tying for the second most in the NFL.

2006: Baltimore produced the best record in franchise history with a 13-3 mark before falling to Indianapolis in the Divisional Playoff, 15-6...Thanks to key offseason free agent additions like 2003 NFL co-MVP QB Steve McNair, four-time Pro Bowl DT Trevor Pryce and Pro Bowl special teamer Gary Stills, the Ravens improved in all three phases of the game...Additionally, the Ravens had five rookie draft picks start at least one contest, including first-rounder DT Haloti Ngata (16 games) and fifth-round pick S Dawan Landry (14 games)...Both Ngata and Landry earned *PFW/PFWA* All-Rookie Team honors and

were integral pieces of Baltimore’s No. 1-ranked defense... Ravens produced eight Pro Bowl players, including McNair... After the Ravens’ 27-26 win at Tennessee, keyed by McNair’s 376-yard, 3-TD effort and Pryce’s game-clinching FG block, Newsome was awarded the game ball for his efforts in building the 2006 team.

2005: A difficult season ended with a 6-10 record...The Ravens lost 67 games to starting players with injuries, third most in the NFL...Pro Bowlers WR Derrick Mason and CB Samari Rolle, were added for the campaign...T Jonathan Ogden made his ninth-straight Pro Bowl...First-round draft choice WR Mark Clayton set then-rookie records with single-season franchise highs in catches (44) and yards (471).

2004: Baltimore, with key starters missing a total of 53 games, fell one game short of the playoffs, finishing with a 9-7 mark...S Ed Reed, the Ravens’ first pick in 2002, was named the NFL’s Defensive Player of the Year...Reed, LB Ray Lewis, CB Chris McAlister, T Jonathan Ogden and OLB Terrell Suggs all made the Pro Bowl...In June 2004, the Pro Football Writers Association honored Newsome with

RAVENS 1ST-ROUND PICKS

Year	Name	Pick	Pro Bowls
1996	T Jonathan Ogden*	4	11
1996	LB Ray Lewis*##+	26	13
1997	LB Peter Boulware*-	4	4
1998	CB Duane Starks*	10	
1999	CB Chris McAlister*	10	3
2000	RB Jamal Lewis*~	5	1
2000	WR Travis Taylor	10	
2001	TE Todd Heap*	31	2
2002	S Ed Reed*#	24	9
2003	OLB Terrell Suggs*~#	10	5
2003	QB Kyle Boller	19	
2005	WR Mark Clayton*	22	
2006	DT Haloti Ngata*	12	4
2007	G Ben Grubbs*	29	1
2008	QB Joe Flacco^+	18	
2009	T Michael Oher*	23	
2011	CB Jimmy Smith	27	
2013	S Matt Elam	32	

+ Super Bowl MVP

NFL Defensive Player of the Year

~ NFL Offensive Player of the Year

- NFL Defensive Rookie of the Year

* All-Rookie Team performer that season

^ *NFL.com* Rookie of the Year (fan vote)

OZZIE NEWSOME

TOP FRONT OFFICES

Best Front Offices/ Personnel Departments

(SportsIllustrated.com, March 2013)

Rk.	Team
1.	Baltimore Ravens
2.	Green Bay Packers
3.	New York Giants
4.	New England Patriots
5.	Seattle Seahawks

the Jack Horrigan Award for his cooperation and understanding of the media.

2003: Ravens won their first division title with a 10-6 record...Baltimore hosted the Titans in the Wild Card

game, but fell 20-17...Ravens sent an NFL-best (tied with KC) eight players to the Pro Bowl, all of whom were originally drafted by Baltimore...The Ravens picked OLB Terrell Suggs (first round, 10th overall), who posted a team rookie-record 12 sacks and earned NFL Defensive Rookie of the Year honors...RB Jamal Lewis was named the NFL's Offensive Player of the Year, posting the second-most rushing yards in league history (2,066)...LB Ray Lewis earned his second (2000) Defensive Player of the Year honor.

2002: Newsome and his staff assembled the youngest team in NFL history...Most observers predicted the Ravens would win very few games, but Baltimore entered Week 15 with a 7-7 mark and a chance to be the AFC's top Wild Card playoff team...Two last-minute losses to Cleveland (14-13) and at Pittsburgh (34-31) gave Baltimore a 7-9 mark...That year's draft produced two immediate starters (S Ed Reed and DE Anthony Weaver) and standout returner Lamont Brightful...Reed led the Ravens with five INTs and made every NFL All-Rookie team.

2001: Picking late in each round after winning Super Bowl XXXV, Newsome and his staff continued to draft well by selecting TE Todd Heap (first round, 31st overall), who finished his Ravens career in 2010 as the franchise's all-time leader in TD catches (36)...Ravens concluded the season with a 10-6 record and won at Miami (21-3) in the Wild Card game before falling in the Divisional Playoff at Pittsburgh (27-10)...Six Ravens earned Pro Bowl honors.

2000: Newsome was voted the NFL's Executive of the Year... Finishing 12-4, the Ravens earned a Wild Card berth and won Super Bowl XXXV, 34-7, over the New York Giants... Baltimore's bruising defense, considered one of the best in league history, permitted just 970 rushing yards and 165 points – both NFL records in a 16-game season...The architects of the Ravens' Super Bowl championship team, Newsome and his staff hit gold with the selection of RB Jamal Lewis (the team's all-time leading rusher) with the fifth pick in the first round...As a rookie, Lewis set a then-Ravens' team record with 1,364 rushing yards...The Ravens had five Pro Bowlers, including key free agents DT Sam Adams and S Rod Woodson, whom Newsome signed to the team.

1999: The Ravens finished 8-8 in Brian Billick's first season as head coach and had five players named to the Pro Bowl... Newsome continued a hot hand at drafting by tabbing Arizona CB Chris McAlister (10th overall), who earned three Pro Bowls (2003-04 and 2006) in Baltimore.

1998: Coordinated the selection of CB Duane Starks with the Ravens' first pick (10th overall)...Starks tied for the NFL's INT lead among rookies that year (equaling Charles Woodson's 5)...Starks then added five more thefts in his second season and led the Ravens with six picks in 2000, including a 49-yard INT for a TD against the NY Giants in Super Bowl XXXV.

1997: In their second draft, Ravens picked eventual four-time Pro Bowl LB Peter Boulware, LB Jamie Sharper, S Kim Herring and C Jeff Mitchell – all of whom became starters against the Giants in the Super Bowl XXXV victory...Boulware, the Ravens' No. 2 all-time sacks leader (70, behind OLB Terrell Suggs - 84.5), was the consensus choice for NFL Defensive Rookie of the Year and led the AFC in sacks (15) in 2001.

1996: Art Modell invited Newsome to join him as the Ravens' VP of player personnel when the team moved from Cleveland to Baltimore...Under Newsome's direction, the 1996 draft produced two perennial Pro Bowlers in T Jonathan Ogden and LB Ray Lewis, who was MVP in Super Bowl XXXV and the NFL's Defensive Player of the Year in 2000 and 2003... Also earning the Pro Bowl as a returner was WR Jermaine Lewis (1998 and 2001), a fifth-rounder in that draft, who still holds many franchise career return records.

1991-95: (with Cleveland) First position in the Browns' front office was as a special assignment scout...Two years later (1993), Newsome was promoted to a very comprehensive assignment – assistant to the head coach (Bill Belichick)/ offense/pro personnel...In 1994, Newsome was named the Browns' director of pro personnel...Although he continued to help on the field, Newsome provided detailed studies on other NFL players and recommended which players the Browns should try to acquire.

NFL PLAYER: 1978-90: (with Cleveland) Newsome retired after 13 years as a premier NFL tight end...Entering 2013, his 662 receptions are the fourth most ever by a TE, while his 7,980 receiving yards by a TE rank fifth (both marks stand as the most ever in Browns history)...Newsome ended his career as the fourth-leading NFL receiver of all time...He earned three Pro Bowls (1981, 1984-85) and was a four-time winner of the Cleveland Touchdown Club's Offensive Player of the Year award (1978, 1981 and 1983-84)...His streak of 150 consecutive games with a catch by a TE is the second longest in NFL history...Winner of the 1990 Byron "Whizzer" White Award as the NFL's top community volunteer... Newsome, who was named to the All-NFL team of the 1980's (second team), consistently received All-AFC and All-NFL honors throughout his career...He was a 1978 No. 1 draft

OZZIE NEWSOME

choice (23rd overall), along with LB Clay Matthews (12th overall), and the two are among an elite group of Browns to have played for three decades...The others are Gene Hickerson (1958-60, 62-73), Dick Schafrath (1959-71) and Don Cockroft (1968-80)...Until former Raven Shannon Sharpe broke his records in 2001, Newsome's pro career was the most productive of any TE in NFL history...Newsome was inducted into the Pro Football Hall of Fame in 1999...Calvin Hill (RB - Dallas, Washington, Cleveland), a close friend of his, introduced Newsome at the induction ceremony.

COLLEGE: Newsome graduated from Alabama with a degree in recreation administration...During his four-year career with the Crimson Tide, he posted 102 receptions for 2,070 yards and 16 TDs...Newsome also helped Alabama capture three SEC Championships...As a senior in 1977, he was named team captain and the SEC Lineman of the Year...Newsome also earned All-America honors at WR...Inducted into the College Football Hall of Fame (South Bend, IN) in 1994.

PERSONAL: Attended Colbert County (Leighton, AL) HS... Winner of the 1990 Byron "Whizzer" White Award as the NFL's top community volunteer, he is widely known for his willingness to help those in need...In 2012, was honored with the Maxwell Football Club's Francis J. "Reds" Bagnell Award for outstanding contribution to the game of football...In 2008, Newsome was honored by Little League Baseball – a sport in which he competed as a child – for his lifetime athletic achievements by being inducted into its Hall of Fame...In 2007, along with Tony Dungy, Herm Edwards and Lovie Smith, Newsome received the Fritz Pollard Alliance's Johnnie Cochran Salute to Excellence Award, which honors African Americans in the NFL who make the biggest impact on the field and in the front office...Newsome was also honored with the award in 2009, 2011 and 2012...Additionally, in 2007, Newsome received the FPA's Paul "Tank" Younger Award, acknowledging his dedication and achievement in building a successful organization...Newsome has gained induction into six halls of fame: the NFL's Pro Football Hall of Fame in Canton, OH (1999), the National Football Foundation College Hall of Fame (1994), the NCAA Hall of Fame (1994), the State of Alabama Hall of Fame (1995), the Colbert County High School (Leighton, AL) Hometown Hall of Fame (2012) and the Little League Baseball Hall of Fame (2008)...An avid golfer, Ozzie says his dream foursome would include Bear Bryant, Tiger Woods, Michael Jordan and himself...Newsome's wife, Gloria, and their son, Michael Ryan, a member of the Alabama football team, live in Cockeysville, MD.

"Three guarantees in life: Death, taxes and the Ravens ruling the draft. General manager Ozzie Newsome, [assistant general manager] Eric DeCosta and a great scouting department comprise a front office that always seems to be three steps ahead."

- SiriusXM Radio's Adam Schein

"The Ravens are the NFL's gold standard on draft day, consistently making choices that stand the test of time."

- Don Banks, SportsIllustrated.com

"As a player, he was known as the Wizard of Oz, a Hall of Fame tight end who was hard to stop. As a drafter, he's a master of finding the right players."

- John Clayton, ESPN

"The Ravens' general manager [Ozzie Newsome] has built a perennial playoff participant through the draft, and he's done so by spotlighting the kinds of players the organization is now known for – those who play like they'd do it for free. Gritty, tough and with a love of the game. Hard-nosed, nasty and with a certain violence. If you were choosing sides for a street fight, think about how many Ravens you'd want on your team."

- Ian Rapoport, NFL.com

"The genius of his ability to absorb all the information is second to none. I always equate it to watching him look at the draft board is like watching Russell Crowe [play Nobel Laureate in economics John Nash] in the movie 'A Beautiful Mind,' in that scene where the math just kind of comes off the board for him. That's Ozzie with all those names and statistics. Of course, he has a great eye for talent, too, but his ability to orchestrate that process, to gain that information, is unmatched."

- Brian Billick, NFL Network/FoxSports.com



SUPER BOWLS SINCE 2000

MOST SUPER BOWL TITLES SINCE 2000 SEASON

Titles	Team	Seasons
3	New England Patriots	2001, 2003-04
2	Baltimore Ravens	2000, 2012
2	New York Giants	2007, 2011
2	Pittsburgh Steelers	2005, 2008





BALTIMORE
RAVENS

JOHN HARBAUGH

HEAD COACH

COLLEGE: MIAMI (OH)
BORN: 9/23/62, PERRYSBURG, OH
EXP. (NFL/RAVENS): 16/6

John Harbaugh never wants it to be about him. But, it's getting more difficult to ignore his very measurable success. Here's a look, entering the 2013 season:

- Harbaugh is a Super Bowl-winning head coach, guiding the 2012 Ravens to the Super Bowl XLVII title.
- He is the only head coach in league history (since 1970 merger) to win a playoff game in each of his first four and five seasons.
- He is the first coach in NFL history to reach three conference title games in his first five seasons.
- Under Coach Harbaugh, the Ravens are 9-4 in the playoffs, with those nine victories standing as the most by an NFL head coach in his first five seasons.
- Including the playoffs, the Ravens, under Harbaugh, tied for the most wins (63, with New England) in the league over the last five seasons (2008-12).
- Harbs' .675 regular season winning pct. (54-26) is second best (Atlanta's Mike Smith, .700) in the NFL among coaches who began their careers since 1970 (Min. 70 games).
- The Ravens' 54 regular season victories are third most in the NFL since 2008.
- The Ravens are the NFL's only team to earn the playoffs each of the last five years (2008-12). A year ago, the Ravens were the only NFL team to make the postseason four years in a row.
- Only Bill Cowher, with six, has produced more consecutive playoff seasons (1992-97) to start an NFL head-coaching career.

HARBAUGH SNAPSHOT

FIVE SEASONS (2008-12)



Regular Season Record	54-26
at Home	33-7
on Road	21-19
vs. AFC	41-19
vs. AFC North	21-9
vs. NFC	13-7
Playoffs Record	9-4
Playoffs Home Record	2-0
Playoffs Road Record	6-4
Super Bowl Record	1-0
Overall Career Record	63-30

JOHN HARBAUGH SEASON-BY-SEASON

Year	Record	Playoffs
2012	10-6	4-0 (Won Super Bowl XLVII)
2011	12-4	1-1 (AFC Championship)
2010	12-4	1-1 (Divisional)
2009	9-7	1-1 (Divisional)
2008	11-5	2-1 (AFC Championship)

From his job interview with the Ravens, to his first press conference, to his consistent action and talk about the Ravens, it is all about "the team" for Coach Harbaugh. Signs can be seen around the Ravens' training complex: "The Team, The Team, The Team."

COACHING BACKGROUND

YEARS	COLLEGE/PRO TEAM	POSITION
1984-86	Western Michigan	Graduate Assistant
1987	Pittsburgh	Tight Ends
1988	Morehead State	DBs/Special Teams/ Strength & Conditioning
1989-94	Cincinnati	Special Teams, TEs, OLBs, RBs
1995-96	Cincinnati	Assistant Head Coach
1997	Indiana	DBs/Special Teams Coordinator
1998-2006	Philadelphia Eagles	Special Teams Coordinator
2007	Philadelphia Eagles	Secondary
2008-13	Baltimore Ravens	Head Coach



JOHN HARBAUGH

RAVENS OWNER STEVE BISIOTTI ON HARBAUGH

“What I commend John for is that he spends a lot of time one-on-one with these guys. The 52nd guy on the roster is just as likely to be in a one-on-one meeting with John as Ray Lewis is. From an organizational standpoint, John understands that those guys on the bottom 15 – if you will – could be in [the game] at any given moment, so he spends an inordinate amount of time with the guys – the second half of the roster – so that he understands them. He has a real one-on-one relationship with them, and when it comes time to put them in, he knows what their strengths and weaknesses are. You can’t run a business by talking in front of a group. John spends the majority of his time in one-on-one meetings, and I think it’s the right way to run a business.”

“My coaching philosophy can be summed up easily,” Harbaugh said. “The three most important things are the *team*, the *team* and the *team*. Everything we do is to make the team better. Individuals can let their lights shine, and we encourage that. But, nothing should detract from making the team better.”

Despite his early success as a historically good head coach, “Harbs” diffuses accolades: “It’s about us. It’s about the team. It’s about the players, the coaches, Steve (Bisciotti), Ozzie (Newsome) and the scouts. It’s about Dick (Cass) and the support staff. It’s about all of us pulling together to win – to be the best,” Harbaugh said.

Unlike other NFL head coaches, “Harbs” took the road less traveled. Most NFL field bosses graduate from pro jobs that include the word coordinator after offensive or defensive, or they emerge from heading big-time college programs. John was the secondary coach of the Eagles (2007) – and prior to that, Philadelphia’s special teams coordinator (1998-2006) and a collegiate coach for 14 years – before becoming the Ravens’ head coach in 2008. (Harbaugh also grew up learning about the game from his father, Jack, a longtime college coach.)



With his daughter, Alison, by his side, John celebrated the Ravens’ 34-31 Super Bowl XLVII victory over the San Francisco 49ers at the Superdome in New Orleans. CBS Sports’ Jim Nantz interviewed Harbaugh on the victory stage.

Last season (2012), the Ravens captured a second-consecutive AFC North title with a 10-6 mark before sweeping four playoff games to win Super Bowl XLVII: 24-9 over the visiting Colts on Wild Card weekend; 38-35 in double overtime at Denver in the Divisional Round; 28-13 at New England in the AFC Championship – shutting out the Patriots, who owned the league’s top offense, in the second half; and then topping the 49ers, 34-31, in New Orleans after jumping to a 28-6 third-quarter lead. Showing a resolve that was a hallmark of that championship team, the Ravens overcame a three-game December losing streak and 53 games lost to defensive starters to win the title.

Producing a second-straight 12-4 record (13-5 overall) in 2011, Baltimore won the AFC North, sweeping the division for the first time in team history. The Ravens were 6-0 against playoff teams (7-1 including postseason), matching Green Bay as the only clubs to go undefeated in division play and against other postseason qualifiers during the regular season. In what was a franchise first, the Ravens also went unbeaten at home (9-0 with a playoff victory over Houston). Baltimore earned a 20-13 Divisional Round victory over the Texans, and then fell, 23-20, in a heartbreaking AFC Championship thriller at New England.

After earning a 12-4 mark in 2010, the Ravens won at Kansas City (30-7) in the Wild Card playoff. Baltimore then dropped a 31-24 Divisional Round contest at Pittsburgh, which advanced to the Super Bowl. In 2009, Baltimore dominated at New England, 33-14, in the Wild Card game before dropping a 20-3 contest at Super Bowl-bound Indianapolis in the Divisional Round. (The victory at New England was the Patriots’ first playoff loss at home since 1978.)

In Coach Harbaugh’s initial season (2008) in Baltimore, the Ravens advanced to the AFC Championship game after winning at Miami (27-9) and at the AFC’s top-seeded Tennessee Titans, 13-10. Pittsburgh, the eventual Super Bowl champion, stopped the Ravens (23-14) in the AFC title matchup at Heinz Field. That first Harbaugh/Ravens team tied the NFL record (since 1978) for turnarounds by a head coach taking over a sub-.500 team. The Ravens’ 2-1 playoff record following that regular season campaign established a new league standard in this same category. With the 13 total victories in ‘08, Harbaugh set the NFL record for the most wins ever by a rookie head coach starting a rookie

JOHN HARBAUGH

quarterback (Joe Flacco). In 2012, Harbaugh and Flacco once again set an NFL record when they became the first quarterback-head coach duo to start their NFL careers at the same time and lead a team to the postseason in each of their first five seasons.

Impressively, the Ravens' top four seasons for fewest turnovers have all occurred during Harbaugh's tenure. In 2012, Baltimore set a franchise single-season record for fewest turnovers (16), breaking the previous mark of 20 from 2010. Constantly stressing attention to detail, Harbaugh's 2010 and 2011 teams combined to produce the fewest penalties (182) over a two-year stretch in franchise history.

Maintaining a strong defensive tradition, the Ravens finished four (2008-11) of the past five seasons as the NFL's No. 3 scoring defense (fewest points allowed) – tying an NFL record for consecutive seasons ranking in the Top 3. Harbaugh's red zone defense has finished in the Top 5 in each of his seasons, including first in 2011 and second in both 2012 and 2008.

The Ravens' offense has also experienced successes during the Harbaugh Era. In 2012, QB Joe Flacco produced his fourth-straight 3,500-yard/20-touchdown passing season – a Baltimore football record – while Pro Bowl RB Ray Rice has led the NFL in yards from scrimmage (7,506) since 2009. A year ago, the Ravens set team records with 398 points scored and 72 plays of at least 20 yards gained (third in the league).

John Harbaugh strives to be the best. "We don't want to just win a championship. We want to be a championship team," he stated. "We want to become something. We seek

HARBAUGH LEADS NFL

John Harbaugh's Ravens produced 63 combined wins (54 regular season) in five seasons (2008-12). John is the only head coach in NFL history to win a playoff game in each of his first four and five seasons.

NFL WINS / INCLUDING PLAYOFFS (2008-12)

Rk.	Team	Combined Wins
1.	Baltimore Ravens.....	63
	New England Patriots.....	63
3.	Green Bay Packers.....	58
	Pittsburgh Steelers.....	58

the highest levels." His teams are balanced, disciplined and hard-nosed. "We want to be the most physical team, but we also want to be the cleanest. Hard-hitting and playing with physicality does not mean dirty," he added.

Harbaugh, who established a reputation as one of the NFL's top special teams coaches, is the third head coach in Ravens history, following Ted Marchibroda (1996-98) and Brian Billick (1999-2007). Coach Harbaugh arrived in Baltimore with 24 years of pro and college coaching experience, including the previous 10 seasons (1998-2007) with the Eagles.

He was originally hired (1998) by then-head coach Ray Rhodes and, subsequently, was one of four assistants retained by Andy Reid in 1999. Prior to hiring him, the Ravens talked with over 30 people about the energetic Harbaugh. "Did we take a chance by hiring John? My belief is that you have to be willing to do things the masses don't, or you'll never separate yourself from the masses," stated team owner Steve Bisciotti. "We obviously picked the right person."

Harbaugh's special teams in Philadelphia were consistently ranked among the NFL's best. From 2000-05, Philly's units finished in the Top 10 in five of those seasons in *The Dallas Morning News'* comprehensive special teams rankings. In 2001 and 2003, the Eagles ranked No. 1, according to senior NFL writer Rick Gosselin's composite (includes 22 kicking-game categories).

Following the 2001 campaign, Harbaugh was voted the NFL's Special Teams Coach of the Year by his peers. He was also named *The Dallas Morning News* Special Teams Coach of the Year that season. In just four seasons (1998-2001), Harbaugh elevated the Eagles' special teams units from 29th to first in the league.

In 1999, the Eagles signed K David Akers, who had been working as a part-time waiter after brief kicking stints with Carolina, Atlanta and Washington. With Harbaugh's help, Akers became a three-time Pro Bowler. Harbaugh also worked with P Dirk Johnson, another "street" free agent,

DID YOU KNOW?

John and his wife, Ingrid, completed the 12-mile "Tough Mudder" obstacle course in Gerrardstown, WV, together on April 20, 2013.



JOHN HARBAUGH

helping him record the then-top two net punting averages (38.4 in 2005 and 37.4 in 2004) in Eagles history. Under “Harbs,” 15 Eagles earned Special Teams Player of the Week awards, while snapper Mike Bartrum was named to the Pro Bowl, and RS Reno Mahe led the NFL with a 12.8 punt return average in 2005.

Harbaugh, a graduate of Miami (OH) – where he played defensive back – is from a football family. His father, Jack, is a 41-year coaching veteran who won the 2002 NCAA Division I-AA football championship as the head coach at Western Kentucky. His younger brother Jim, who was the Ravens’ starting QB in 1998, played 14 seasons in the NFL and was named the San Francisco 49ers’ head coach in January 2011. In a showdown that featured the first-ever NFL game between head coaches who are brothers, John’s Ravens bested Jim’s 49ers, 16-6, in a 2011 Thanksgiving Night (Nov. 24) primetime special. The Ravens, of course, then topped the 49ers in last season’s Super Bowl. (The brothers’ sister, Joani, is married to Indiana basketball coach Tom Crean.)

Among John’s 29 years of coaching is a two-year stint as the assistant head coach at the University of Cincinnati (1995-96). (The Bearcats finished 6-5 both seasons.) He coached 10 years on offense and four on defense at the college level, launching his coaching career in 1984 at the age of 21 as a graduate assistant for his father at Western Michigan. In his second position at the University of Pittsburgh (1987), he was mentored by the legendary Sid Gillman, a Pro Football Hall of Famer. John also coached the TEs at Pitt under head coach Mike Gottfried. While at Cincinnati (1989-96), Harbaugh coached special teams, TEs, OLBs, RBs and was also the recruiting coordinator.

Over eight years, he recruited 27 starters for the Bearcats and tutored both the NCAA’s top return man (former Raven Robert Tate, 34.3 KOR avg. in 1995) and the second-ranked returner (current Ravens assistant special teams coach Chris Hewitt, 31.5 KOR avg. in 1993). John was part of a staff that helped Cincinnati produce three out of four winning seasons (1993, 1995-96) for the first time in 20 years.

“Harbs” also coached one season at Indiana in 1997 as the DBs coach/special teams coordinator under former Ravens offensive coordinator Cam Cameron, and one year at Morehead State in 1988 as the DBs coach/special teams and strength and conditioning coordinator.

Devoted to his family and his Christian faith, John is most active in helping the Baltimore area be better for families. He earned the 2011 “Power of Excellence Award” from the (Ben) Carson Scholars for “demonstrating excellence in life and being a role model.” He’s a board member for the Port Discovery Children’s Museum and a significant contributor to All Pro Dads, along with numerous Baltimore-area events and charities. Also a willing volunteer, his wife, Ingrid, contributes to both the Helping Up Mission and Sarah’s House.

Harbaugh has also been an advocate of the U.S. Military. In 2011, he was selected as one of two finalists (Titans owner Bud Adams) for the inaugural NFL Salute to Service award for exceptional efforts to honor and support the military community. In 2012, Harbaugh was presented an Outstanding Civilian Service Award (below) by General Raymond Odierno, Chief of Staff of the Army. His passion for assisting the troops was felt immediately by the Ravens in 2008 when he helped institute Military Appreciation Day, an annual Ravens event that takes place during training camp. Since then, an estimated 5,000 service members have enjoyed preferred seating and opportunities to meet with Ravens players and coaches each summer. Away from the field, “Harbs” often recruits players and coaches to join him during base visits. He has also spent significant time and funds putting together care packages for soldiers overseas, in addition to school supplies for military families.

Harbaugh earned a degree in political science at Miami (OH), where he won the Football Scholar Athlete Award. In early 2014, John will be inducted into Miami’s “Cradle of Coaches Association” and will be immortalized with a statue on the campus. He earned his master’s in physical education at Western Michigan. John, who attended Ann Arbor (MI) Pioneer HS, Ingrid, and their daughter, Alison, live in Reisterstown, MD.



Photo credit: Chief of Staff of the Army

General Raymond Odierno, Chief of Staff of the Army, presented John Harbaugh with an Outstanding Civilian Service Award at Joint Base Myer-Henderson Hall, VA, on Wednesday, May 23, 2012.



BALTIMORE
RAVENS

JERRY ROSBURG

ASSISTANT HEAD COACH/SPECIAL TEAMS COORDINATOR

COLLEGE: NORTH DAKOTA STATE
BORN: 11/24/55, FAIRMONT, MN
EXP. (NFL/RAVENS): 13/6

Jerry Rosburg, a 35-year coaching veteran, has guided a strong special teams group since arriving in Baltimore in 2008. In 2012, the Ravens' special teams units excelled. Led by Pro Bowl RS Jacoby Jones, Baltimore ranked first in the NFL in kickoff return average (27.3), also setting a team record. Jones, who became the first player ever to record dual KORs of at least 105 yards in a career, tied for a league-leading 3 kick return TDs (2 KORs & 1 PR) and averaged an NFL-best 30.7 yards per kickoff return. Jones also tied an NFL record for longest KOR in Super Bowl history with his 108-yard KOR-TD in Super Bowl XLVII. The kickers were special in 2012, too: P Sam Koch, one of the league's most accurate and consistent punters, set Ravens single-season punting records with a 47.1 gross average and a 40.8 net average, shattering career bests. Rookie K Justin Tucker made 30 of 33 FGAs (90.9%), producing the second-best success rate in Ravens single-season history and also the second-best mark by a rookie kicker in NFL history. In the comprehensive annual special teams report created by Rick Gosselin of *The Dallas Morning News*, the 2012 Ravens ranked third in the NFL. (Gosselin's report is recognized by NFL teams as a special teams measuring stick.) Gosselin ranked the Ravens eighth in 2010. That year, Rosburg's units were strong: K Billy Cundiff tied an NFL mark with 40 touchbacks (since kickoffs were moved back to the 30-yard line), and Koch, a 2010 Pro Bowl first alternate, was second in the NFL with 39 punts inside the 20, just three short of the all-time NFL record. Then-rookie RS David Reed led the NFL in KOR average (29.3 ypr) in 2010, and the team ranked third in the league in opponent average starting field position (27.2-yard line). In 2009, Rosburg's unit ranked second in the league

in kickoff return average (26.2). In 2008, special teams ace Brendon Ayanbadejo made his third Pro Bowl, and Koch had the NFL's fifth-best net punting average (39.9). Prior to his arrival in Baltimore, Rosburg built a successful NFL special teams resume both with the Browns (2001-06) and Falcons (2007) after a strong collegiate coaching career. Also, under his leadership, Cleveland's special teams units were consistently ranked among the NFL's best. Over a five-year span (2002-06), the Browns' special teams were ranked as the top NFL team in Gosselin's report.

2008-12: (with Baltimore) Ravens special teams units have been impressive under Rosburg's direction...WR/RS Jacoby Jones (2012) and K Billy Cundiff (2010) earned their first Pro Bowls, while special teamer Brendon Ayanbadejo made his third Pro Bowl in 2008. **2012:** Jones tied for a league-leading 3 kick return TDs (2 KORs: 108 and 105 yards & 1 PR: 63 yards) and averaged an NFL-best 30.7 yards per kickoff return...In Super Bowl XLVII, Jones added a fourth special teams TD with his second 108-yard KOR-TD of the season...Jones became the only player in NFL history to have dual KOR-TDs of at least 105 yards in a career (108- & 105-yarders)...P Sam Koch set Ravens single-season punting records with a 47.1 gross average and 40.8 net average...K Justin Tucker (90.9%) produced the second-best success rate in Ravens single-season history and also the second-best mark by a rookie kicker in NFL history...Tucker, a *USA Today* All-Joe Team honoree, made 42 of 42 PATs, setting a single-season franchise record, while also kicking 4 FGs of over 50 yards. **2011:** Cundiff recorded a career-high 122 points, and Koch had a then-career-high and franchise-record 46.5 gross punting average. **2010:** Cundiff tied an NFL

COACHING BACKGROUND

YEARS	COLLEGE/PRO TEAM	POSITION
1979-80	Fargo Shanley (ND) HS	Assistant Coach
1981-82	Northern Michigan	Graduate Assistant
1983-85	Northern Michigan	Linebackers
1986	Northern Michigan	Defensive Coordinator/Secondary
1987-91	Western Michigan	Linebackers/Special Teams
1992-95	University of Cincinnati	Linebackers/Special Teams/Secondary
1996	University of Minnesota	Secondary
1997-98	Boston College	Secondary
1999-2000	Notre Dame	Cornerbacks/Special Teams
2001-06	Cleveland Browns	Special Teams Coordinator
2007	Atlanta Falcons	Special Teams Coordinator
2008	Baltimore Ravens	Special Teams Coordinator
2009-13	Baltimore Ravens	Assistant Head Coach/STs Coordinator



JERRY ROSBURG

mark with 40 touchbacks (since kickoffs moved back to the 30-yard line)...Koch was a Pro Bowl first alternate, ranking second in the AFC with a 39.2 net punting average...Koch also tied a team mark with 39 punts inside the 20...Rookie RS David Reed led the NFL in KOR average (29.3 ypr). **2009:** Set a franchise record, ranking second in the NFL, by posting a 26.2-yard average on KORs...Also ranked fifth in the league in average starting field position (31.8)...Coverage units ranked fourth in opponent kickoff return average (20.3) and limited foes to an average starting line of 26.9 (second best in NFL)... Promoted to assistant head coach/special teams coordinator. **2008:** Koch set a then-Ravens' single-season record with the NFL's fifth-best net punting average (39.9)...Koch also led the league with 18 punts inside the 10-yard line and was second with 34 punts inside the 20.

2007: (with Atlanta) In his year with Atlanta, the Rosburg-led Falcons' special teams units held a number of Top 10 rankings: the kickoff team finished second in the NFL in opponents average starting field position (25.5)...Falcons KOR team was sixth in the league in KOR average (24.4)...P Michael Koenen finished sixth in net punting avg. (38.8)...Special teams allowed opponents an average of 7.5 yards per PR, ranking eighth in the NFL.

2001-06: (with Cleveland) In six years with the Browns, special teams units ranked fourth in punt return average (10.3) and sixth in opponent kickoff return avg. (20.8)...Was instrumental in developing the successful career of WR/RS Dennis Northcutt, helping him set team records for career punt returns (174) and career punt return yardage (1,837)... Phil Dawson became one of the NFL's most accurate kickers. **2006:** Browns ranked fifth in the NFL in the comprehensive annual special teams poll created by Rick Gosselin of *The Dallas Morning News*, up a notch from previous two years... Rosburg guided Northcutt, who finished fourth with an 11.1 punt return average...Kickoff returner Joshua Cribbs set a team record for most KOR yards in franchise history with 1,494, earning him the Browns' team MVP... Browns were the only NFL team to finish the season in the Top 5, both in starting field position on kickoffs (31.4 – second in NFL) and opponent starting position (25.3 – fourth in NFL)...Former Ravens P Dave Zastudil finished sixth in the NFL in net punting average (38.4) and sixth with 28 punts inside the 20 in his first year under Rosburg. **2005:** Browns led the league in special teams scoring – the only team to score a special teams TD three different ways: off a PR, off a KOR and off a blocked FGA... Northcutt ranked fourth in the league in punt return average (10.1)...Dawson ranked second in FG accuracy (27-of-29 for 93%)...In his annual poll, Gosselin ranked the Browns sixth best for the second-straight year. **2004:** Gosselin ranked the Browns sixth-best in the NFL. **2002:** Browns notched a fourth-place ranking by Gosselin. **2001:** Named special teams coach.

1999-2000: (with Notre Dame) **2000:** Fighting Irish played in the Fiesta Bowl after a Bowl Championship Series berth. **1999:** Was named cornerbacks/special teams coordinator.

1997-98: (with Boston College) Served as the Eagles' secondary coach.

1996: (with University of Minnesota) Spent one season as the Gophers' secondary coach.

1992-95: (with University of Cincinnati) Shared STs duties over the course of four years with John Harbaugh. **1995:** Rosburg coached the secondary. **1992-94:** Coached LBs, including former Raven Brad Jackson.

1987-91: (with Western Michigan) A year after John Harbaugh departed the school (1987), Rosburg coached LBs and special teams for the Broncos. **1988:** Team won nine games and earned a California Bowl appearance.

1981-86: (with Northern Michigan University) **1986:** Named defensive coordinator and coached secondary. **1983-85:** Spent three years coaching LBs. **1981-82:** Helped NMU earn Division II playoff appearances each season. **1981:** Launched college coaching career in a graduate assistant role.

1979-80 (with Fargo Shanley HS, Fargo, ND) Began career as assistant coach before entering the collegiate ranks.

COLLEGE: An All-America LB at North Dakota State...Was team and conference MVP (1977)...Earned his bachelor's degree in social science education in 1978 and his master's in education administration (1983) from Northern Michigan.

PERSONAL: Attended Fairmont (MN) HS...Jerry and his wife, Sherry, have two daughters: Megan (who earned a volleyball scholarship and is a junior at American University) and Margaret, and a son, Jerad.



Pro Bowl RS Jacoby Jones electrified Ravens fans in 2012 with four total kick return TDs (including this 108-yard KOR-TD in Super Bowl XLVII vs. San Francisco).





BALTIMORE
RAVENS

JIM CALDWELL OFFENSIVE COORDINATOR

COLLEGE: IOWA
BORN: 1/16/55, BELOIT, WI
EXP. (NFL/RAVENS): 13/2

Jim Caldwell, a 36-year coaching veteran, joined the Ravens as the team's quarterbacks coach in February 2012 and was elevated to offensive coordinator on Dec. 10. Caldwell, who has extensive experience mentoring NFL quarterbacks, made an immediate impact in Baltimore. QB Joe Flacco, who was named Super Bowl XLVII MVP, was masterful during the Ravens' 2012 playoff run, completing 73 of 126 passes for 1,140 yards, 11 TDs and 0 INTs (117.2 rating). He joined Hall of Fame QB Joe Montana (1989) as the only players to produce 11 TDs and 0 INTs during an NFL postseason. Caldwell arrived in Baltimore after coaching the last 10 seasons with the Indianapolis Colts, including the previous three as head coach. In his first year at the helm (2009), he led the Colts to the AFC Championship and a berth in Super Bowl XLIV. Caldwell, who earned a Super Bowl ring (2006) with Indy, spent six seasons tutoring one of the NFL's all-time great QBs, Peyton Manning. During the course of Caldwell's time in Indianapolis, the Colts achieved much success, tying an NFL record with nine-consecutive playoff appearances and winning six AFC South division titles. The Colts annually had one of the NFL's most prolific offenses, finishing in the Top 3 in scoring offense for five-straight seasons (2003-07). Caldwell, who also has an extensive background on the collegiate level, spent eight years as Wake Forest's head coach.

2012: (with Baltimore) Joined the Ravens as quarterbacks coach, but was elevated to offensive coordinator on Dec. 10... Under Caldwell (seven games, 5-2 record), offense averaged 400.6 yards per contest (146.4 rushing and 254.1 passing) and 27.3 points per game...Also during that span, QB Joe Flacco completed 122 of 210 passes (58.1%) for 1,737 yards, 15 TDs and just 1 INT (106.8 passer rating)...During playoffs, en route

to a Super Bowl XLVII victory, Ravens averaged 410.3 yards of offense, scored 31.0 points per game and posted a 71.4 red zone TD scoring percentage.

2002-11: (with Indianapolis) Guided perennial Pro Bowl QB Peyton Manning, serving as his QBs coach during a six-season span (2002-07) when Manning produced NFL highs in completions (2,482), completion percentage (66.5), passing yards (29,210), passing TDs (222) and passer rating (100.5)...Guided Manning to three of his four NFL MVP awards, including in 2004, when he threw for a career-high 49 TDs (only 10 INTs) and set a single-season personal-best 121.1 QB rating (second-best mark in NFL history)... During Caldwell's time in Indianapolis, the Colts earned a trip to the postseason nine-straight seasons. **2006:** Colts won Super Bowl XLI, and Manning earned the game's MVP. **2004:** Manning set team mark with 49 TDs en route to his second NFL MVP award. **2002:** Joined Colts as the team's quarterbacks coach.


2001: (with Tampa Bay) Joined the Buccaneers to coach their quarterbacks in his first NFL stint...QB Brad Johnson set a then-team single-season mark with 340 pass completions.

1993-2000: (with Wake Forest) His first head-coaching assignment was with the Demon Deacons...During his tenure, Wake Forest's passing offense ranked in the NCAA's Top 25 four times, including 10th in 1995. **1999:** Led team to its first winning season and bowl game (Aloha) since '92.

1986-92 (with Penn State) Tutored QB Kerry Collins as quarterbacks coach/passing game coordinator. **1986:** Joined the Nittany Lions as wide receivers coach, helping PSU earn a National Championship.

COACHING BACKGROUND

YEARS	COLLEGE/PRO TEAM	POSITION
1977	Iowa	Graduate Assistant
1978-79	Southern Illinois	Defensive Backs
1980	Southern Illinois	Defensive Coordinator
1981	Northwestern	Defensive Backs
1982-83	Colorado	Outside Linebackers
1984	Colorado	Quarterbacks & Wide Receivers
1985	Louisville	Defensive Backs
1986	Penn State	Wide Receivers
1987-90	Penn State	Quarterbacks & Wide Receivers
1991-92	Penn State	Quarterbacks/Passing Coordinator
1993-2000	Wake Forest	Head Coach
2001	Tampa Bay Buccaneers	Quarterbacks
2002-04	Indianapolis Colts	Quarterbacks
2005-07	Indianapolis Colts	Quarterbacks/Assistant Head Coach
2008	Indianapolis Colts	Associate Head Coach
2009-11	Indianapolis Colts	Head Coach
2012	Baltimore Ravens	Quarterbacks/Offensive Coordinator
2013	Baltimore Ravens	Offensive Coordinator



JIM CALDWELL

1985: (with Louisville) Coached the defensive backs.

1982-84: (with Colorado) **1984:** Guided the Buffaloes' quarterbacks and wide receivers. **1982:** Joined the Colorado staff as the outside linebackers coach.

1981: (with Northwestern) Served as the Wildcats' defensive backs coach.

1978-80: (with Southern Illinois) **1980:** Promoted to defensive coordinator. **1978:** Hired as the Salukis' defensive backs coach.

1977: (with Iowa) Served as a graduate assistant on the Hawkeyes' staff.

COLLEGE: Earned bachelor's degree in liberal arts from the University of Iowa... Was a four-year starter as a defensive back (1973-76) for the Hawkeyes.

PERSONAL: Attended Beloit Memorial (Beloit, WI) HS... Jim and his wife, Cheryl, have three sons: Jimmy, Jermaine and Jared, and one daughter: Natalie.

CALDWELL FIRES UP "O"

Under the direction of Jim Caldwell, who was elevated to offensive coordinator prior to the Ravens' Dec. 16 game vs. Denver, Baltimore averaged 400.6 yards of offense per contest (146.4 rushing and 254.1 passing) and 27.3 points per game.

RAVENS OFFENSIVE OUTPUT UNDER JIM CALDWELL


(Final Seven Games of 2012)

Date/Game	Total Points	Rush Yards	Pass Yards	Yards
12/16/12 vs. Den.	17	278	56	222
12/23/12 vs. NYG	33	533	224	309
12/30/12 at Cin.	17	352	206	146
1/06/13 vs. Ind. (WC)	24	439	170	269
1/12/13 at Den. (Div.)	38	479	155	324
1/20/13 at NE (AFC)	28	356	121	235
2/03/13 vs. SF (SB)	34	367	93	274
Avg. Per Game	27.3	400.6	146.4	254.1

Playoffs "O" Quick Hit:

- The Ravens averaged 410.3 yards of offense during the 2012 playoffs and scored 31.0 points per game.





BALTIMORE
RAVENS

DEAN PEES DEFENSIVE COORDINATOR

COLLEGE: BOWLING GREEN
BORN: 9/4/49, DUNKIRK, OH
EXP. (NFL/RAVENS): 10/4

Dean Pees is in his second season leading the Ravens' defense as the sixth defensive coordinator in team history. Pees, who was New England's defensive coordinator from 2006-09, leads the acclaimed Baltimore unit, whose history speaks for itself. In 2012, his first year as coordinator, Pees guided a group that was depleted by injuries to key starters, including 2011 Defensive Player of the Year OLB Terrell Suggs, who missed the first six games, and LB Ray Lewis, who missed the final 10 regular season games. Led by Pro Bowl selections DT Haloti Ngata (four) and S Ed Reed (nine), the Super Bowl-winning defense was the NFL's second best in the red zone, surrendering a 43.4% TD mark inside the 20. Pees joined the Ravens in 2010 as linebackers coach and helped the unit finish as the third-best scoring defense (points allowed per game) in four-consecutive years (2008-11). The four-straight years tied an NFL record for consecutive seasons of being in the Top 3 for points allowed. Pees arrived in Baltimore following a six-year stint with the New England Patriots (2004-09). During his tenure guiding the defense, the Patriots were the only NFL team to finish in the Top 10 in scoring defense in four-straight seasons. New England's unit also allowed less than 20 points per game in every season under Pees' guidance, the best run of any coordinator in the Bill Belichick tenure. Pees' coaching credentials include six years (1998-2003) as head coach at Kent State and 15 seasons as a defensive coordinator on the collegiate level, including the 1983 season when he coached Ravens head coach John Harbaugh at Miami (OH).

2010-12: (with Baltimore) 2012: Promoted to defensive coordinator...Led by Pro Bowl selections DT Haloti Ngata (4) and S Ed Reed (9), the Super Bowl-winning defense was

the NFL's second best in the red zone, surrendering a 43.4% TD mark inside the 20...Baltimore permitted 21.5 points per game, tying (NYG) for the NFL's 12th-best mark. **2011:** Defense allowed the NFL's third-fewest points (16.6 ppg) for the fourth-consecutive season...Two of Pees' LBs, Ray Lewis (13th) and Terrell Suggs (fifth), earned a trip to the Pro Bowl...Despite missing four games due to a toe injury, Lewis led the team with 95 tackles, and Suggs, who was named the 2011 Defensive Player of the Year, posted a team-leading and career-high 14 sacks, while also forcing an NFL-high 7 FFs. **2010:** Ravens allowed the NFL's third-fewest points (16.9 ppg) for the third-consecutive season...Lewis led the team with 145 tackles and became the only player in NFL history with at least 35 sacks and 30 INTs...Joined Baltimore as the team's linebackers coach.

2004-09: (with New England) 2009: Pees led the Patriots' defense that ranked 11th in the NFL in total defense (320.2 ypg) and fifth in scoring defense (17.8 ppg). **2008:** New England's defensive unit ranked 10th in the NFL, allowing just 309.0 yards per contest...Patriots surrendered 19.3 points per game and earned an 11-5 record despite using 22 different starters on defense. **2007:** NE's defense contributed to the first 16-0 regular season in NFL history...Defense allowed 274 points (17.4 ppg) and ranked fourth in the NFL in yards per game (288.3), which were the fewest permitted by a Patriots' defense in 28 years...NE finished second in the league with 47 sacks and sent three starters to the Pro Bowl (LB Mike Vrabel, NT Vince Wilfork and CB Asante Samuel). **2006:** In his first season as defensive coordinator, Pees' defense set a franchise record for points allowed per game (14.8), which was second in the NFL...Defense was fourth in the NFL in takeaways (35). **2005:** Tutored a linebackers' unit that featured three of the defense's top five

COACHING BACKGROUND

YEARS	COLLEGE/PRO TEAM	POSITION
1979-82	University of Findlay	Defensive Coordinator/Secondary
1983-86	Miami (OH)	Defensive Coordinator/Secondary
1987-89	Navy	Secondary
1990-93	Toledo	Defensive Coordinator
1994	Notre Dame	Secondary
1995-97	Michigan State	Defensive Coordinator/Inside LBs
1998-2003	Kent State	Head Coach
2004-05	New England Patriots	Linebackers
2006-09	New England Patriots	Defensive Coordinator
2010-11	Baltimore Ravens	Linebackers
2012-13	Baltimore Ravens	Defensive Coordinator



DEAN PEES

tacklers and accounted for 22 of the team's 33 sacks. **2004:** In his first NFL season, Pees mentored a linebacker group that produced three of the team's top four tacklers...Defense ranked sixth in the NFL against the run, while the linebackers recorded 27.5 sacks...Tedy Bruschi finished second on the team with 128 tackles and earned his first Pro Bowl selection, while Willie McGinest paced the defense with 9.5 sacks.

1998-2003: (with Kent State) 2002: QB Joshua Cribbs – current NFL standout – became only the second player in NCAA history with two “double” (passing/rushing) 1,000-yard seasons and would later go on to hold 13 different school records. **2001:** Pees led KSU to a 6-5 record, the school's best mark in 14 years and only its second winning season in 25 years...LB James Harrison – a multi-year NFL Pro Bowler – finished second in school history with 12 sacks and 20 TFL. **1998:** Named head coach.

1995-97: (with Michigan State) Was the defensive coordinator and inside linebackers coach on Nick Saban's staff...Spartans qualified for a postseason bowl game in each of Pees' three seasons and finished with the 13th-ranked defense in his final season.

1994: (with Notre Dame) Was the secondary coach on Lou Holtz's staff...Coached future Pro Bowl CB Bobby Taylor during his senior year in which he was named to numerous All-American teams.

1990-93: (with Toledo) Spent four years as the defensive coordinator at Toledo, where he was first hired by head coach Nick Saban in 1990. **1992:** Pees' defense allowed just 13.9 points per game when Toledo posted an 8-3 record,

including two shutout victories...Unit did not allow a second-half TD in any of the eight conference games.

1987-89: (with Navy) Held a three-year post as the Midshipmen's secondary coach.

1983-86: (with Miami-OH) Completed four years as the defensive coordinator/secondary coach. **1983:** Was the defensive coordinator and position coach for Ravens head coach John Harbaugh, who played defensive back.

1979-82: (with Findlay) First collegiate coaching experience came as the defensive coordinator/secondary coach during four seasons at the University of Findlay. **1979:** Findlay won the Division II National Championship.

1973-78: Coached six years of high school football at Elmwood (Bloomdale, Ohio) HS, first as an assistant coach (1973-74) and then as a head coach (1975-78).

COLLEGE: Earned his bachelor's degree in secondary education from Bowling Green State University.

PERSONAL: Pees, who attended Hardin Northern (Dola, Ohio) HS, received a distinguished alumni award and was inducted into the school's newly-formed Hall of Fame in 2013...Pees is a member of the Hardin County Ohio Sports Hall of Fame (2011)...A native of Dunkirk, OH, Dean and his wife, Melody, have six children: Laura (son-in-law Austin), Meredith (son-in-law Scott), Steffani, Matt (daughter-in-law Emily), Elli (son-in-law Chad) and Tarrin, and seven grandchildren: Kade, Cole, Parker, twins Samantha and Brody, Julian and newborn Ellis.

RED ZONE FORCE

The Ravens' defense was stout in the red zone in 2012, with Baltimore's unit permitting a 43.4% TD efficiency mark, ranking as the NFL's second-best figure. The 2012 campaign marked the ninth-consecutive season that the Ravens have ranked in the NFL's Top 5 in red zone defense: 2004 (second), 2005 (fifth), 2006 (first), 2007 (third), 2008 (second), 2009 (fourth), 2010 (fifth), 2011 (first) and 2012 (second).



RED ZONE DEFENSE / TD PERCENTAGE (2012 Season)

Rk.	Team	RZ Drives	RZ TDs	RZ TD Pct.
1.	Miami Dolphins	54	23	42.6
2.	Baltimore Ravens	53	23	43.4
3.	Arizona Cardinals	45	20	44.4
4.	Seattle Seahawks	38	17	44.7
5.	Atlanta Falcons	42	19	45.2



BALTIMORE
RAVENS

TERYL AUSTIN SECONDARY COACH

COLLEGE: PITTSBURGH
BORN: 3/3/65, SHARON, PA
EXP. (NFL/RAVENS): 10/3

Teryl Austin is in his third year as the Ravens' secondary coach. A 22-year coaching veteran, including nine seasons as a defensive backs coach in the NFL with Baltimore, Arizona and Seattle, Austin had a one-year stint as the University of Florida's defensive coordinator/cornerbacks coach in 2010. Austin, who has mentored some of the NFL's top defensive backs with the Ravens, Cardinals and Seahawks, helped guide all three teams to recent Super Bowl appearances (Seattle in 2005, Arizona in 2008 and Baltimore in 2012), capped off by his first victory with Baltimore in Super Bowl XLVII. He has been successful coaching the secondary both at top collegiate programs and at the NFL level. While Austin was a senior (1987) safety at the University of Pittsburgh, Ravens head coach John Harbaugh was early in his coaching career, tutoring the Panthers' TEs.

2011-12: (with Baltimore) 2012: In his second season with the Ravens' staff, Baltimore was stout in the red zone with the defensive unit permitting a 43.4-percent touchdown efficiency mark, ranking as the NFL's second-best figure...S Ed Reed, whose 61 career interceptions are first among active players (10th best all time), set the NFL mark with his 1,541 career interception return yards...Reed hauled in his ninth-career postseason theft in Super Bowl XLVII, giving him the most among active NFL players and tying (three different players) for most of all time...Under Austin's tutelage, Reed and CB Cary Williams led the Ravens with four interceptions each...Reed earned his ninth career Pro Bowl nod. **2011:** In Austin's first year guiding the secondary, the Ravens allowed the NFL's fewest passing TDs with 11 (Jets were second at

15)...Defense allowed the third-fewest points (16.6 ppg) in the NFL for the fourth-consecutive season, tying an NFL record of being in the Top 3.


2010: (with Florida) With Austin at the helm of Florida's defense, the Gators recorded 22 INTs, fourth most in the nation...Returning four of those thefts for TDs, Florida also produced the most INT return yards (538), while S Ahmad Black ranked No. 1 individually with 171 yards...Ravens first-round pick in 2012, S Matt Elam, recorded 22 tackles and was one of six true freshman to play in all 13 games under Austin...In conference games, the Gators led the SEC in total defense, yielding just 310.8 yards per game, including 175.5 through the air.

2007-09: (with Arizona) 2009: Three DBs earned the Pro Bowl: CB Dominique Rodgers-Cromartie, S Antrel Rolle and S Adrian Wilson. **2008:** Mentored 2008 first-round pick Rodgers-Cromartie, who led the Cardinals with 4 INTs in the regular season and added 2 more in the playoffs during Arizona's run to Super Bowl XLIII. **2007:** Austin's secondary helped the Cardinals lead the NFL in INT-TDs (6) and in return yardage (551).

2003-06: (with Seattle) Played a key role in the development of the Seahawks' young secondary, which was comprised mostly of draft choices...Mentoring CB Marcus Trufant (first round, 2003), S Ken Hamlin (second round, 2003), S Michael Boulware (second round, 2004) and CB Kelly Jennings (first round, 2006), Seattle produced 67 INTs during Austin's four seasons, tying for the NFL's 10th most in that span.

COACHING BACKGROUND

YEARS	COLLEGE/PRO TEAM	POSITION
1991-92	Penn State	Graduate Assistant
1993-95	Wake Forest	Defensive Backs
1996-98	Syracuse	Defensive Backs
1999-2002	Michigan	Defensive Backs
2003-06	Seattle Seahawks	Defensive Backs
2007-09	Arizona Cardinals	Defensive Backs
2010	Florida	Def. Coordinator/Cornerbacks
2011-13	Baltimore Ravens	Secondary



TERYL AUSTIN

1999-2002: (with Michigan) Defensive backs coach for the Wolverines...Mentored NFL talents Marlin Jackson and Cato June.

1996-98: (with Syracuse) Coached defensive backs...Guided a number of future NFL defenders including Will Allen, Keith Bulluck, Donovan Darius and Tebucky Jones.

1993-95: (with Wake Forest) Tutored defensive backs.

1991-92: (with Penn State) Entered the coaching ranks as a graduate assistant.

COLLEGE: A three-year starter and four-year letterman at Pittsburgh (1984-87), Austin earned his bachelor's degree in communications ('88).

PERSONAL: Austin attended training camps of the Washington Redskins and Hamilton Tiger-Cats (CFL) before playing for the Montreal Machine of the World League of American Football in 1991...Attended Sharon (PA) HS... Austin and his wife, April, have five children: sons Tyler, Trey and Torin, and daughters Alexa and Alivia.

2012 DEFENSIVE HIGHLIGHTS

- Depleted by injuries most of the season, including significant ones to LB Ray Lewis, OLB Terrell Suggs and CB Lardarius Webb, Baltimore's "D" allowed 350.9 yards per game, ranking 17th in the NFL. But as the year progressed, so too did the unit. Over the final six games (Weeks 12-17), Baltimore allowed the NFL's fourth-fewest yards per game, yielding 299.0 ypg.
- Led by Pro Bowl selections S Ed Reed and DT Haloti Ngata, Baltimore permitted 21.5 points per game, tying (NYG) for the NFL's 12th-best mark. The Ravens' red zone defense was stout, surrendering a 43.4% TD mark inside the 20 – the NFL's second-best figure.
- Reed and CB Cary Williams led the team with 4 INTs each, while OLB Paul Kruger posted a team-best and career-high 9 sacks. Reed, who became the NFL's all-time leader in INT return yards (1,541), has 61 career picks, the most among active players and 10th best all time.



The Ravens' defense lines up against the San Francisco 49ers' offense in Super Bowl XLVII (2/3/13). The unit delivered a critical goal-line stand at the end of the fourth quarter, helping Baltimore win 34-31.



BALTIMORE
RAVENS

JUNEY BARNETT

ASSISTANT STRENGTH & CONDITIONING COACH

COLLEGE: BLOOMSBURG
BORN: 1/11/79, PHILADELPHIA, PA
EXP. (NFL/RAVENS): 11/2

June Barnett is in his 11th NFL season and second as the Ravens' assistant strength and conditioning coach. In his role, Barnett works closely with strength and conditioning coach Bob Rogucki to implement a training regimen to prepare his players for the rigors of the NFL season through protocols that build both muscular strength and endurance. Barnett is a 13-year coaching veteran who has also worked at the collegiate level and spent two seasons with the Rhein Fire of NFL Europe.

2012: (with Baltimore) Began his second stint with the Ravens' coaching staff as the team's assistant strength and conditioning coach.

2012: (with Kansas) Joined the Jayhawks' coaching staff as an assistant strength and conditioning coach in Jan. 2012... Assisted primarily with offseason workouts leading into spring practice.

2006-11: (with Minnesota) Spent six seasons as the Vikings' assistant strength and conditioning coach...Also helped advise players on nutrition and daily diet.

2005: (with Army) Joined Army in November as the assistant strength and conditioning coach at West Point...Aided with an offseason strong man competition as part of the training program.

2004-05: (with Rhein Fire) Held the head strength and conditioning post with NFL Europe's Rhein Fire for two seasons...Helped train former Ravens TE Daniel Wilcox and LB James Harrison, among other NFL players.

2003-05: (with Baltimore) Entered NFL ranks as a strength and conditioning intern before becoming a part-time assistant in his first stint with the Ravens.

2001: (with Bloomsburg) Worked as a volunteer DBs coach in his first coaching experience...Helped lead the Huskies to a 6-0 record in the Pennsylvania State Athletic Conference en route to a league title.

COLLEGE: Played four years at Bloomsburg University, where as a defensive back, was part of a PSAC Championship team and Division II national runner-up in 2000...Earned a bachelor's degree in exercise science and a master's in exercise physiology.

PERSONAL: Attended Balboa (Panama) HS, where he lettered in football (defensive back) and basketball...Traveled to Puerto Rico where he participated in All-Star games in both sports...Barnett's father was a senior master sergeant in the U.S. Air Force who retired in 2011 after serving for 28 years... His family resides in Hampton (VA).

COACHING BACKGROUND

YEARS	COLLEGE/PRO TEAM	POSITION
2001	Bloomsburg University	Defensive Backs (Volunteer)
2003-05	Baltimore Ravens	Strength & Conditioning (Intern/Part-Time)
2004-05	Rhein Fire (NFL Europe)	Strength & Conditioning
2005	U.S. Military Academy	Assistant Strength & Conditioning
2006-11	Minnesota Vikings	Assistant Strength & Conditioning
2012	University of Kansas	Assistant Strength & Conditioning
2012-13	Baltimore Ravens	Assistant Strength & Conditioning





BALTIMORE
RAVENS

CLARENCE BROOKS

DEFENSIVE LINE COACH

COLLEGE: MASSACHUSETTS
BORN: 5/20/51, NEW YORK CITY, NY
EXP. (NFL/RAVENS): 21/9

Clarence Brooks (“C.B.”), now in his ninth year guiding the Ravens’ tough and stingy defensive line, was one of six assistant coaches retained by head coach John Harbaugh in 2008. The Brooks-led defensive front has been anchored by four-time Pro Bowl DT Haloti Ngata since 2006. During that span, the Ravens have allowed the NFL’s second-fewest rushing TDs (56) and the NFL’s third-fewest rushing yards per game (91.3 ypg). For the team’s first 16 years (1996-2011), Baltimore held opponents to under 4.0 yards per rush, ranking as the longest streak in NFL history. (Ravens allowed 4.0 ypr in 2012.) In 2011, the Ravens were the No. 2 rush defense, marking the sixth-consecutive campaign Baltimore ranked in the Top 5 in rushing defense (2006-11). In 2010, the Ravens allowed only 5 rushing TDs, tying (Pittsburgh) for fewest in the NFL. A year before that (2009), the Ravens had the NFL’s stingiest defense against the run, allowing 3.4 yards per rush. In each of Brooks’ first seven full seasons in Baltimore (2005-11), the Ravens’ defense ranked in the Top 10 in total yards allowed. In his second year (2006), the defense ranked No. 1 (264.1 ypg), while finishing second overall in 2008 (261.1 ypg). Prior to his 2005 arrival in Baltimore, Brooks coached successful NFL D-line units in Miami, Cleveland and Chicago. He was also instrumental in the notable “Desert Swarm” defense at the University of Arizona, which led the nation in scoring defense in 1992.

2005-12: (with Baltimore) 2012: D-line was led by DT Haloti Ngata, who earned his fourth-straight Pro Bowl...Ravens were NFL’s No. 2 red zone defense, allowing a 43.4% TD efficiency mark...Although the defense was mired by injuries all year, it finished strong (in final six weeks, unit allowed

NFL’s fourth-fewest yards per game - 299.0) en route to the Super Bowl XLVII victory. **2011:** D-line helped the team allow the third-fewest points (16.6 ppg) in the NFL for the fourth-consecutive year, tying a league mark for ranking in the Top 3...Unit was No. 3 overall, including second against the rush (92.6 ypg). **2010:** Defense allowed only 16.9 points per game, the NFL’s third-best mark...Five rushing TDs permitted tied (Pittsburgh) for NFL’s fewest. **2009:** Defense ranked No. 3 overall (300.5 ypg) and fifth against the run (93.3 ypg)...Ravens allowed an NFL-best 3.4 yards per rush and the third-fewest points per game (16.3). **2008:** Defense ranked second overall (261.1 ypg) and third against the run (81.4 ypg), all without the team’s second all-time tackler and starting NT Kelly Gregg, who missed the entire season due to a knee injury...Ngata was a second-team *Associated Press* All-Pro and Pro Bowl first alternate...Top reserve DE Dwan Edwards also spent the year on IR (back)...DT Justin Bannan filled in admirably for Gregg, posting a career-high 56 tackles and his first-career INT...Team did not allow a 100-yard rusher, extending the streak to 35-straight games. **2007:** Defense ranked second against the rush (79.3 ypg) and sixth overall in total defense (301.6 ypg)...The dynamic duo of Gregg (111) and Ngata (94) notched 205 tackles, surpassing DEs Michael McCrary (103) and Rob Burnett’s (97) team-record 200 by a D-line tandem in 2000...Gregg made a career-high 111 tackles, adding three sacks, while earning his second-straight *USA Today* All-Joe honor...Ngata, in his second year, produced another stellar season with a career-high 94 tackles and 3 sacks, also making the All-Joe Team. **2006:** Defense ranked first in points allowed per game (12.6)...Baltimore was also first in total defense (264.1 ypg); first inside the 20 (33.3% TDs allowed); allowed

COACHING BACKGROUND

YEARS	COLLEGE/PRO TEAM	POSITION
1976-80	Massachusetts	Defensive Ends
1981-86	Syracuse	Outside LBs
1987-89	Syracuse	Defensive Line
1990-92	University of Arizona	Defensive Line
1993-98	Chicago Bears	Defensive Line
1999	Cleveland Browns	Defensive Line
2000-04	Miami Dolphins	Defensive Line
2005-13	Baltimore Ravens	Defensive Line



CLARENCE BROOKS

the fewest third downs converted (28.8%) and fewest first downs (236); first in take-away/give-away ratio (+17); and second in sacks (60 to SD's 61)...DE Trevor Pryce registered 13 sacks to lead the Ravens' strong pass rush...Gregg led the D-line with 101 tackles and returned a fumble a career- and franchise-long 59 yards vs. Oak...Ngata, who was named to the NFL's All-Rookie Team, started all 16 games, snagging his first-career INT in the season opener at Tampa (9/10), returning it 60 yards. **2005:** The defense excelled, finishing second in the AFC and fifth in the NFL (284.7 ypg)...Starting RBs were held to under 100 yards 12 times and under 65 yards eight times...The 4.6 yards allowed per play was third in the NFL...Baltimore allowed the fourth-fewest first downs in the AFC (17.7 per game)...Pass defense was stout, allowing just 185.3 yards per game, ranking fourth in the AFC and eighth in the NFL...Finished first in the AFC and second in the NFL in yards per pass play (5.63)...Ravens defense finished third in the AFC in third-down efficiency, allowing opponents to convert on just 36.1% of their opportunities.

2000-04: (with Miami) As Miami's D-line coach, the Dolphins' defense recorded at least 44 sacks three times and averaged nearly 3 sacks a game over a four-year span...The Dolphins finished in the Top 5 in run defense two years straight (2002-03). **2004:** D-line recorded 28 of the team's 36 sacks...Ranked second in NFL passing defense (162.0 ypg)...Miami executed the second-most three-and-out series (58) in the league. **2003:** Pro Bowl DE Adewale Ogunleye's 15 sacks and Jason Taylor's 13 gave Miami the top sack tandem in the NFL...The defense allowed a run average of only 90.8 ypg. **2002:** Miami was second in the AFC and tied for fourth in the NFL with 47 sacks, third-highest total in club history...The D-line accounted for 41.5 QB drops, including 18.5 by Taylor and 9.5 by Ogunleye, making them the most productive sack tandem in the NFL...Taylor's total led the league and tied a franchise single-season record...Dolphins tied for fifth in the NFL in run defense (97.1 ypg). **2000:** DEs Trace Armstrong and Taylor combined for 31 sacks, ranking the duo first in Dolphins history and first in the NFL.

1999: (with Cleveland) Defensive line coach.

1993-98: (with Chicago) Team averaged 34.2 sacks per year. **1995:** Ranked fifth against the pass. **1993:** Ranked fourth in the NFL in total yards allowed and third in passing yards. **1994:** Ranked fifth in the league in passing yards.

Baltimore drafted DT Haloti Ngata (right) with the 12th-overall selection in the 2006 NFL Draft. Since then, the Ravens have been stout against the run, allowing the NFL's second-fewest rushing TDs (56) and the NFL's third-fewest rushing yards per game (91.3 ypg). Baltimore has a history of strong run defense, and with the four-time Pro Bowler's help, has been consistently sturdy on the ground.

1990-92: (with University of Arizona) D-line coach and instrumental in its "Desert Swarm" defense, which led the nation in scoring defense in 1992.

1981-89: (with Syracuse) Tutored OLBs for the first six years... Named D-line coach for final three...He worked in Dallas' training camp as part of a minority coaching fellowship program in 1989.

1976-80: (with Massachusetts) First full-time coaching post came in 1976, overseeing the defensive ends.

COLLEGE: Was a guard at the University of Massachusetts from 1970-72 and team captain in his final season...Earned All-Conference and All-East honors on the O-line...Has a bachelor's degree in sociology.

PERSONAL: Attended New Bedford (MA) HS, where he lettered in football and track and field...Clarence and his wife, Justa, have a son, Jason, and a daughter, Adrienne...Jason, in his first year as the defensive secondary coach at Florida International, was an assistant on the Ravens' coaching staff for four seasons (2009-12)...Clarence became a first-time grandfather to Aviana, who was born in 2012.





BALTIMORE
RAVENS

JUAN CASTILLO RUN GAME COORDINATOR

COLLEGE: TEXAS A&I
BORN: 10/8/59, PORT ISABEL, TX
EXP. (NFL/RAVENS): 19/1

Juan Castillo, a 32-year coaching veteran, is the Ravens' run game coordinator, originally joining the team as a consultant prior to Super Bowl XLVII in January 2013. Castillo, who served in various roles for 18 seasons with the Philadelphia Eagles, spent the majority of the past two years (2011-12) as the Eagles' defensive coordinator. Under his tutelage, Philadelphia's defense led the NFL with 50 sacks, ranking eighth in yards allowed (324.9 ypg) and 10th in points allowed (20.5 ppg) in 2011. Castillo spent his first 16 NFL seasons coaching the Eagles' offense as offensive line coach (1998-2010), tight ends coach (1997) and as an offensive assistant (1995-96). In 2010, Philadelphia's offense set franchise records in total points (439), total net yards (6,230), and yards per rush (5.4, the NFL's top mark). With each of the team's primary running backs averaging more than 5.0 yards per attempt, the Eagles became the first team in NFL history to average at least 4.0 yards per carry in all 16 regular season games, helping LT Jason Peters earn his second-straight Pro Bowl nod. Under Castillo, four linemen earned their first-career Pro Bowl honors: Tra Thomas, Jermaine Mayberry, Jon Runyan and Shawn Andrews. Philadelphia also drafted three offensive linemen under Castillo in the first round: Mayberry (1996), Thomas (1998) and Andrews (2004). Castillo helped recruit and develop five undrafted players that were molded into multi-year starters along the Eagles' offensive line. During his tenure as an Eagles' assistant, Castillo was a part of teams that earned 11 playoff berths, six division titles, one conference championship and an appearance in Super Bowl XXXIX. He is one of a few coaches in league history of Hispanic descent, while his fluency in Spanish has allowed him to promote the game to a Spanish-speaking audience.

In 2002, Castillo and his wife, Zaida, were invited by then-President George W. Bush for a Cinco de Mayo celebration at the White House.

1995-2012: (with Philadelphia) Spent his first 18 NFL seasons as an assistant with the Eagles, including two as defensive coordinator (2011-12) and 13 as the team's offensive line coach (1998-2010). **2011:** Held his first post as an NFL defensive coordinator and guided a unit that led the NFL in sacks (50) and TFL, and also ranked in the Top 10 in yards allowed (324.9 ypg) and points allowed (20.5)...In the season's final 11 contests, Philadelphia held its opponents to 17.8 points per game and 312.5 yards per contest, while forcing 19 turnovers. **2010:** Guided an offensive line that helped create 5.4 yards per rush, the league's top mark...Philadelphia's offense was second in net yards (389.4 ypg) and third in points per game (27.4)...QB Michael Vick had 9 rushing TDs, a league high among signal callers. **2007:** O-line blocked for RB Brian Westbrook, who set a franchise record with 2,104 scrimmage yards and finished third in the NFL with a career-high 1,333 rushing yards...Eagles rushing attack finished second by averaging 4.7 yards per carry. **2006:** Philadelphia's offense ranked second overall (381.4 ypg), including the third-best net passing attack (257.4 ypg). **2003:** Offensive line helped create 23 rushing TDs, the NFL's second most...Ground game created 4.8 yards per carry, the league's fifth-best mark. **1999:** Along with Ravens head coach John Harbaugh, was one of four coaches to be retained from Ray Rhodes' staff by former head coach Andy Reid when he took over the Eagles. **1997:** Coached the tight ends. **1995:** Joined the Eagles as an offensive assistant in his first NFL coaching capacity.

COACHING BACKGROUND

YEARS	COLLEGE/PRO TEAM	POSITION
1982-85	Texas A&M-Kingsville	Linebackers/Defensive Line
1986-89	Kingsville (TX) HS	Defensive Coordinator/Defensive Backs
1990-94	Texas A&M-Kingsville	Offensive Line
1995-96	Philadelphia Eagles	Offensive Assistant
1997	Philadelphia Eagles	Tight Ends
1998-2010	Philadelphia Eagles	Offensive Line
2011-12	Philadelphia Eagles	Defensive Coordinator
2013	Baltimore Ravens	Run Game Coordinator



JUAN CASTILLO

1990-94: (with Texas A&M-Kingsville) Served as the offensive line coach for the Javelinas, where he helped develop five players into Division II All-Americans, including four future NFL players: Jermaine Mayberry, Jorge Diaz, Kevin Dogins and Earl Dotson...Also participated in NFL summer internships with Tampa Bay (1994), Seattle (1993) and Buffalo (1992).

1986-89: (with Kingsville (TX) HS) Held a four-year post as the team's defensive coordinator/defensive backs coach.

1982-85: (with Texas A&M-Kingsville) Began his coaching career as a graduate assistant at his alma mater, specializing in work with the defensive line/linebackers.

COLLEGE: Earned a bachelor's degree in health/kinesiology in 1986 and a master's in education administration in 1990 from Texas A&I (now Texas A&M-Kingsville), where he was a three-year letterman (1978-80) at linebacker for the Javelinas.

PERSONAL: Attended Port Isabel (TX) HS, where he was an All-State linebacker...Following college, Castillo spent two seasons (1984-85) with the USFL's San Antonio Gunslingers as a linebacker before moving to the coaching ranks... On July 4, 2009, Port Isabel, TX celebrated "Juan Castillo Day," in which Castillo received a key to the city...Juan and his wife, Zaida, have four sons: Gregory, who played cornerback at Iowa, John, a senior cross country/distance runner at Villanova, Andres, and Antonio.

CHARM CITY RUSH

From 2008-12, the Ravens rushed for 134.5 yards per game at home (fifth most among home teams) and 53 TDs, ranking second.

RUSHING YARDS PER GAME AT HOME (2008-12)

1. Minnesota 145.4
2. Kansas City..... 144.4
3. Carolina..... 140.8
4. New England 135.5
5. **Baltimore** **134.5**

RUSHING TOUCHDOWNS AT HOME (2008-12)

1. New England 55
2. **Baltimore** **53**
3. NY Giants 50
4. Atlanta..... 47
5. Houston..... 47





BALTIMORE
RAVENS

WADE HARMAN TIGHT ENDS COACH

COLLEGE: DRAKE
BORN: 10/1/63, CORYDON, IA
EXP. (NFL/RAVENS): 17/15


Now in his 15th season as the Ravens' tight ends coach, Wade Harman is the only coach who was a part of both of the Ravens' Super Bowl championships (2000 and 2012). He was one of six assistants retained by head coach John Harbaugh in 2008. Under Harman's guidance, Pro Bowl TE Todd Heap became the team's all-time leader in receptions, yards and receiving TDs in 2005 (Derrick Mason is current leader in receptions and yards). From 2002-10, Heap caught the fifth-most receptions (451) and receiving yards (5,286) and the fourth-most TDs (40) among NFL tight ends. Historically, Heap is tied for ninth on the NFL's all-time receptions list for TEs. Soon after joining the Ravens in 1999, Harman coached Hall of Fame TE Shannon Sharpe (2000-01), who signed with Baltimore as a free agent and helped the team win Super Bowl XXXV. The Ravens' longest-tenured coach has also tutored a number of young players, including Baltimore's 2010 draft picks Ed Dickson (third round) and Dennis Pitta (fourth round). In 2012, Pitta's 7 TD receptions tied (Heap) the franchise record for single-season TD receptions by a TE. Harman entered the NFL ranks in 1997 as a coaching assistant for the Minnesota Vikings.

1999-2012: (with Baltimore) 2012: TE Dennis Pitta enjoyed a breakout season, finishing tied for second on the team in receptions (61) and TDs (7)...Pitta's 7 TDs tied a franchise record for single-season TD receptions by a TE (Todd Heap in 2005). **2011:** Second-year TEs Ed Dickson (54-528-5) and Pitta (40-405-3) were outstanding, combining for 94 catches, 933 receiving yards and 8 TDs...Only one other TE duo in the NFL (New England) finished the year with 40 receptions each. **2010:** Veteran TE Todd Heap continued to steadily climb the

NFL's all-time receptions chart among TEs. **2009:** Heap turned in another solid season, finishing as the team's third-leading receiver (53-593) and second in receiving TDs (6)...Against Denver (11/1), Heap became the 23rd TE in NFL history to record 400 catches in a career...Ravens were NFL's ninth-best scoring team (24.4 ppg). **2008:** Heap started all 16 games and finished third on team in receiving (35-403)...Ravens led NFL in time of possession (33:10) and were second in average margin of victory (18.1). **2007:** The injury-depleted offense ranked 22nd overall in the league and started three different QBs – also because of injuries...Heap (thigh) missed six games... By Week 17, there were five TEs listed on the roster...Quinn Sypniewski, who started nine of 15 games subbing for Heap and Dan Wilcox, ranked fourth on the team in receptions (34-246). **2006:** Heap completed a Pro Bowl-deserving season, ranking first on the team (73-765) and posting a team-best 6 TDs...Wilcox started six of 14 games (20-166) and caught a career-high three TDs...Sypniewski was instrumental in pass protection, with the Ravens allowing just 17 sacks all season (second-lowest total in the NFL). **2005:** Heap became the Ravens' all-time receiving leader in receptions, yards and receiving TDs...Voted first alternate to the Pro Bowl, Heap was third among active NFL TEs in catches and yards from 2002-05 (behind Tony Gonzalez and Jeremy Shockey)...He ranked second in the AFC in third-down receptions, behind WR Derrick Mason's 30...The tandem of Mason and Heap formed the hottest WR/TE combination in the NFL with 161 receptions, leading all duos in that category...Finished third in the NFL among TEs (75-855), posting 7 TDs (behind Antonio Gates and Gonzalez). **2004:** The Ravens struggled all season with injuries to key Pro Bowl-type players, especially on

COACHING BACKGROUND

YEARS	COLLEGE/PRO TEAM	POSITION
1987-91	Utah State	RBs/TEs/Graduate Assistant
1992-95	University of the Pacific	Running Backs/Wide Receivers
1996	Morningside College	Offensive Coordinator/Offensive Line
1997-98	Minnesota Vikings	Coaching Assistant
1999-2007	Baltimore Ravens	Tight Ends/Assistant Offensive Line
2008-13	Baltimore Ravens	Tight Ends



WADE HARMAN

offense...Heap missed 10 games and most of two others, but still managed to lead Ravens TEs (27-303 and 3 TDs)...LT Jonathan Ogden missed four games...C Mike Flynn missed the first seven games of the season, but returned to start four games at RG and one at center. **2003:** Heap led the team in receptions for the second-consecutive season (57-693), also making his second-straight Pro Bowl. **2002:** Ravens were the only team in the NFL to have a TE (Heap) lead his team in receptions (68-836)...With his effort, Heap earned his first trip to the Pro Bowl. **2001:** Shannon Sharpe became the NFL's all-time pass-catching TE (11/18 vs. Cle.), eclipsing GM Ozzie Newsome's NFL marks (662-7,980)...(Records have since been eclipsed by Gonzalez)...Sharpe earned a spot at the Pro Bowl. **2000:** Ravens signed Sharpe, who led the team in receiving (67-810), posted 5 TDs, and added huge plays in the postseason (6-230), scoring 2 TDs. **1999:** Joined Ravens as TEs coach/assistant offensive line.

1997-98: (with Minnesota) Launched pro career, spending two seasons as a coaching assistant, helping O-line coach Mike

Tice...Assisted with playbook development, practice plans and schedules, game plans, opponents scouting reports and assisted the pro personnel department.

1996: (with Morningside College) Was offensive coordinator and OL coach in Sioux City, IA.

1992-95: (with Univ. of the Pacific) Coached a variety of offensive positions and monitored administrative affairs for the football program.

1987-91: (with Utah State) **1991:** Coached RBs. **1989-90:** TEs coach. **1987-88:** Entered the coaching ranks as a graduate assistant.

COLLEGE: Linebacker at Utah State after transferring from Drake...Has a degree in computer science (Drake)...Earned master's in health, physical education and recreation from Utah State in 1988.

PERSONAL: Attended Wayne Community HS (Corydon, IA)... Wade and wife, Angie, have two daughters, Madison and Rylee, and a son, Hunter.

DID YOU KNOW?

Wade Harman is the longest-tenured Ravens coach. He joined the Ravens in 1999 and is in his 15th season with the club. Harman is the only coach who served on both the Super Bowl XXXV and Super Bowl XLVII championship teams. Over the years, he has coached two Pro Bowlers in Todd Heap and Hall of Famer Shannon Sharpe and has guided several other Ravens tight ends to success on the gridiron, including Ed Dickson (83) and Dennis Pitta (88).





BALTIMORE
RAVENS

CHRIS HEWITT

ASSISTANT SPECIAL TEAMS COACH

COLLEGE: UNIVERSITY OF CINCINNATI
BORN: 7/22/74, KINGSTON, JAMAICA
EXP. (NFL/RAVENS): 2/2

Chris Hewitt is in his second year as the team's assistant special teams coach. He helps guide the special teams unit led by Jerry Rosburg, for whom he played at the University of Cincinnati while Rosburg was an assistant. In 2012, the group was ranked third in the comprehensive annual special teams report created by Rick Gosselin of *The Dallas Morning News*. (Gosselin's report is recognized by NFL teams as the special teams measuring stick.) Prior to his arrival in Baltimore, Hewitt spent eight seasons as an assistant at Rutgers, where he helped mentor NFL Pro Bowlers RB Ray Rice (Ravens) and CB Devin McCourty (Patriots).

2012: (with Baltimore) Pro Bowl RS Jacoby Jones led the NFL in KOR average (30.7) and posted a league-best 2 KOR-TDs...After an impressive season, the unit tied a league-best 3 kick return TDs (108- & 105-yard KORs and 63-yard PR)... Jones set a Super Bowl record with his 290 combined yards, including an NFL-record-tying 108-yard KOR-TD.

2004-11: (with Rutgers) 2010-11: Was the Scarlet Knights' RBs coach, mentored RB Jawan Jamison who joined Ray Rice in becoming just the third freshman in Rutgers history to rush for 200 yards in a game (200, 11/19/11 vs. Cincinnati).

2008-09: Named the team's CBs coach prior to the 2008 season...Rutgers ranked second in the Big East in pass defense in 2008 (191.3 yards per game) and 2009 (204.5 ypg).

2005-07: Was director of speed and skill development...Aided by Hewitt's training, Rice set all-time school rushing records with 910 attempts for 4,926 yards, 49 TDs and a long run of 90 yards...From 2005-07, Rice became the first player in Rutgers history to rush for over 1,000 yards in three seasons.

2004: Joined Rutgers' staff as a graduate assistant.

2003: (with Notre Dame) Served as the assistant strength and conditioning coach.


NFL PLAYER: (1997-99 with New Orleans) Signed with the Saints as a rookie free agent in 1997 and played in 39 games (four starts)...Played defensive back, serving primarily as a special teams performer...Totaled 29 tackles (22 solo) from scrimmage, 3 sacks, 1 PD, 1 FF and 1 FR...Was a member of the Saints' kickoff coverage team that ranked fifth in the NFL in average opponent starting position (23.8-yard line) in 1998...Recorded 7 special teams tackles (6 solo)...Was named the NFC Special Teams Player of the Week in Week 12 vs. Seattle (11/16/97) after blocking a punt that led to a crucial field goal.

COLLEGE: Was a four-year letterman at Cincinnati and a two-time All-Conference USA selection (1995-96) as a DB... Played for Jerry Rosburg, who was the team's LBs, special teams and secondary coach (1992-95), and John Harbaugh, who was the Bearcats' special teams, TEs, OLBs and RBs coach (1989-94) and assistant head coach (1995-96)... Totaled 80 tackles and 2 INTs in his senior season...Earned a bachelor's degree in criminal justice.

PERSONAL: Participated in the NFL's Minority Coaching Fellowship Program, completing training camp stints with the Ravens in 2006 and 2008, the Eagles in 2005 and the Browns in 2001...Played football, basketball and track at Dwight Morrow (Englewood, NJ) HS... Was born in Kingston, Jamaica before moving to New Jersey when he was 5 years old... Chris and his wife, Tanisha, have three daughters (Azia, Brianna and Christina) and a son (Christopher, Jr.).

COACHING BACKGROUND

YEARS	COLLEGE/PRO TEAM	POSITION
2003	Notre Dame	Strength and Conditioning Assistant
2004	Rutgers	Graduate Assistant
2005-07	Rutgers	Dir. of Speed and Skill Development
2008-09	Rutgers	Cornerbacks
2010-11	Rutgers	Running Backs
2012-13	Baltimore Ravens	Assistant Special Teams





BALTIMORE
RAVENS

JIM HOSTLER WIDE RECEIVERS COACH

COLLEGE: INDIANA UNIVERSITY OF PENNSYLVANIA
BORN: 11/7/66, PITTSBURGH, PA
EXP. (NFL/RAVENS): 14/6

Jim Hostler is in his sixth year as the team's wide receivers coach. Hostler, a former NFL offensive coordinator, guides a young unit led by third-year standout WR Torrey Smith. Under Hostler's guidance, the 2011 second-round pick has quickly made a name for himself in the NFL. In last year's Super Bowl season (2012), Smith's team-leading 8 TD receptions contributed to the most points (398) scored in single-season franchise history. The Ravens also posted the second-most total yards (5,640) in a season. In his rookie year (2011), Smith set Ravens first-year standards in receptions (50), receiving yards (841) and TDs (7). His 841 receiving yards were third in the NFL among rookies. Smith also became the first rookie in NFL history to record 3 TD receptions in a first quarter. WR Anquan Boldin, who spent three years (2010-12) with the Ravens, made an immediate impact following his trade from Arizona. In his first Baltimore campaign (2010), he became the fastest player in NFL history to record 600 career receptions (98 games). Also in 2010, WR Derrick Mason became the Ravens' all-time leading receiver in catches (471) and receiving yards (5,777). Hostler joined John Harbaugh and the Ravens in 2008 after a three-year stint with the San Francisco 49ers, serving as offensive coordinator in his final year (2007). As WRs coach for the New York Jets (2004) and assistant WRs coach for the Saints (2001-02), the former college cornerback helped develop players like Santana Moss, Wayne Chrebet, Justin McCareins and Donte' Stallworth.


2008-12: (with Baltimore) 2012: WR Torrey Smith's team-leading 8 TD receptions contributed to the most points (398) scored in single-season franchise history en route to the

Super Bowl XLVII victory...Ravens also posted the second-most total yards (5,640) in a season...Smith earned the GMC Never Say Never Moment of the Year honors (Week 3) with his emotional 2-TD, 127-yard performance vs. NE on the night after his younger brother died tragically in a motorcycle accident. **2011:** Anquan Boldin led a young receiving corps that included Smith, who set Ravens first-year standards in receptions (50), receiving yards (841) and TDs (7)...His 841 receiving yards were third in the NFL among rookies. **2010:** Boldin became the fastest player in NFL history to record 600 career receptions (98 games) in the Week 3 game against Cleveland...After his performance, Boldin won the AFC Player of the Week award, the first Ravens WR to earn the honor since 1999...WR Derrick Mason became the third player in NFL history to record at least 60 catches in 11-consecutive seasons, joining Hall of Famer Jerry Rice and Falcons TE Tony Gonzalez. **2009:** In his 200th career game, Mason became the 16th player in NFL history to post 850 receptions...He led the team with 7 receiving TDs, while recording his eighth 1,000-yard receiving season...The go-to wideout also tallied the fourth-most yards on third down (347) in the NFL and also became the 23rd NFL player to reach 11,000 receiving yards. **2008:** Mason turned in another stellar season, leading the team with 80 catches for 1,037 yards and 5 TDs...He also surpassed 10,000 career receiving yards and extended his consecutive games played mark to 106...Versatile WR Mark Clayton caught 3 TDs, including a 70-yarder, and threw a 32-yard pass to Mason.

2005-07: (with San Francisco) 2007: Hostler was promoted to offensive coordinator after extensive work on offense

COACHING BACKGROUND

YEARS	COLLEGE/PRO TEAM	POSITION
1990-92	IUP	Running Backs
1993	Juniata College	Offensive Coordinator
1994-99	IUP	Offensive Coord./QB/LBs/RBs
2000	Kansas City Chiefs	Offensive Asst./Quality Control
2001-02	New Orleans Saints	Asst. WRs/Offensive Asst./ Quality Control
2003-04	New York Jets	Wide Receivers/Quarterbacks
2005-06	San Francisco 49ers	Quarterbacks
2007	San Francisco 49ers	Offensive Coordinator
2008-13	Baltimore Ravens	Wide Receivers



JIM HOSTLER

and strong tutoring of 2005 No. 1 overall pick QB Alex Smith...Smith battled through injuries and started seven games before being placed on IR (shoulder). **2006:** Smith became the franchise's first QB to take every snap in the regular season...Engineered a fourth-quarter comeback with 2 TD passes and an 18-yard TD run at Seattle (12/14) in a nationally-televised 24-14 win...Finished with single-season career highs in three categories: attempts (442), completions (257) and yards (2,890). **2005:** Hostler was hired as QBs coach by Mike Nolan, then-49ers head coach and former Ravens defensive coordinator...Smith amassed 875 passing yards (84-of-165 passing) in his seven starts (nine games played) as a rookie.

2003-04: (with NY Jets) 2004: Coached both QBs and WRs...WR Justin McCareins had his best season under Hostler, starting 16 games and finishing with a career-high 56 receptions and 770 receiving yards...WR Santana Moss finished the season as a starter in 14 of 15 games, posting 45 catches for 838 yards and 5 TDs...His 838 receiving yards were a team high...Under Hostler's guidance, Moss also recorded a game-high 157 receiving yards at Buffalo (11/7), which remains the sixth-highest total in his career. **2003:** Named quarterbacks coach.

2001-02: (with New Orleans) 2002: Added assistant WRs coach to responsibilities. **2001:** Hired as the offensive assistant/quality control coach.

2000: (with Kansas City) 2000: Launched NFL coaching career as an offensive assistant/quality control coach.

1994-99: (with Indiana University of PA) Hostler was part of an IUP team that qualified for the NCAA Division II playoffs five times in his nine years (including 1990-92). **1999:** Named offensive coordinator/quarterbacks coach. **1997-98:** Named linebackers coach. **1994-96:** Coached running backs.

1993: (with Juniata College, PA) 1993: Named offensive coordinator and was the youngest coach at his position in college football.

1990-92: (with Indiana University of PA): 1990: Launched his coaching career as a RBs coach at his alma mater...Team earned a trip to the National Championship game.

COLLEGE: Standout CB at Indiana University of Pennsylvania (1986-89)...Hostler was a four-year letterwinner and two-time All-Conference selection at CB...Helped the Indians capture two Pennsylvania State Athletic Conference titles and three trips to the Division II playoffs, dominating the field with a 38-9 record...Was also a first-team All-ECAC (Eastern College Athletic Conference) selection as a senior, after leading the team with 5 INTs...Earned a bachelor's degree in criminology in 1989.

PERSONAL: Hostler attended Bethel Park (PA) HS...He and his wife, Jen, have three sons, Clint, Grant and Cooper, and a daughter, Attie.

DEEP THREAT

Second-year WR Torrey Smith ranked fourth in the NFL with a 17.4 yards-per-catch average in 2012, posting a career-high 855 yards on 49 receptions. Smith also had a team-high 8 receiving TDs. In 32 career games (2011-12), he has scored 15 TDs through the air, tying (Travis Taylor) for seventh in team history.

NFL AVERAGE YARDS PER CATCH LEADERS (2012 Season)

Rk.	Player	Rec.	Yards	Avg.	LG	TD
1.	Vincent Jackson	72	1,384	19.2	95	8
2.	Cecil Shorts	55	979	17.8	80t	7
	Danario Alexander	37	658	17.8	80t	7
4.	Torrey Smith	49	855	17.4	54	8

Smith Quick Hit:

- Smith's 17.1 career yards-per-catch average ranks first in Ravens history.





BALTIMORE
RAVENS

DON MARTINDALE INSIDE LINEBACKERS COACH

COLLEGE: DEFIANCE COLLEGE
BORN: 5/19/63, DAYTON, OH
EXP. (NFL/RAVENS): 9/2

Don “Wink” Martindale is in his second year as the Ravens’ inside linebackers coach. Martindale, who has 26 years of coaching experience, including eight NFL seasons, was the defensive coordinator for the Broncos (2010) prior to joining Baltimore. He experienced the first postseason action of his NFL career with the Ravens in 2012, a journey which culminated with a victory in Super Bowl XLVII. Martindale’s initial NFL coaching experience came in Oakland when he spent five years guiding the Raiders’ linebackers (2004-08). Prior to that, he coached 11 years in the collegiate ranks, including three years at the University of Cincinnati alongside assistant head coach John Harbaugh. Martindale also helped Western Kentucky and head coach Jack Harbaugh earn a Division I FCS National Championship in 2002.

2012: (with Baltimore) In his first season with Baltimore, Martindale tutored the inside linebackers, a group that was depleted by injuries, including LB Ray Lewis, who missed 10 regular season games and returned and recorded an NFL-leading 51 postseason tackles (a franchise postseason record) and 1 PD for a defense that forced 10 turnovers en route to a victory in Super Bowl XLVII...LB Dannell Ellerbe set a career high in tackles (89) and sacks (4.5) under Martindale...Over the final six games of the regular season (since Week 12), Baltimore’s defense allowed the NFL’s fourth-fewest yards per game (299.0 ypg).

2009-10: (with Denver) 2010: Promoted to defensive coordinator...CB Champ Bailey represented the team in the Pro Bowl. **2009:** Joined the Broncos’ coaching staff as the

team’s linebackers coach and helped the Denver “D” rank 7th in the NFL (315.0 ypg)...Guided LB Elvis Dumervil (who signed with the Ravens in March 2013), who led the NFL with a team-record 17 sacks, to Pro Bowl and first-team All-Pro honors...It was Dumervil’s first year at LB...D.J. Williams also thrived under Martindale’s leadership, earning a spot as a Pro Bowl alternate.

2004-08: (with Oakland) 2006-08: Tutored the Raiders’ linebackers, including ‘05 draft pick Kirk Morrison, who along with ‘06 draft pick Thomas Howard, led the linebacking corps...Morrison and Howard were two of the league’s best at forcing turnovers, each tallying 7 INTs from ‘06-‘08. **2006:** Oakland’s defense ranked third overall (284.8 ypg), first against the pass (150.8 ypg). **2004:** Entered the NFL coaching ranks as the Raiders’ inside linebackers coach.

2001-03: (with Western Kentucky) 2003: Promoted to defensive coordinator/linebackers for the Hilltoppers, who were ranked sixth in yards allowed per game (283.7). **2002:** WKU won the Division I FCS National Championship. **2001:** Was hired by head coach Jack Harbaugh (John’s father) as inside LBs/special teams coordinator.

1999: (with Western Illinois) Was defensive coordinator/linebackers coach...Tutored former Ravens 2001 draft pick and All-American LB Edgerton Hartwell.

1996-98: (with University of Cincinnati) 1997-98: Coached special teams/linebackers, including former Ravens LB Brad Jackson. **1996:** Joined the Bearcats’ staff as the defensive ends coach, working alongside John Harbaugh, who was assistant head coach.

COACHING BACKGROUND

YEARS	COLLEGE/PRO TEAM	POSITION
1986	Defiance College	Secondary
1987	Defiance College	Defensive Coordinator/Secondary
1988-93	High Schools	Defensive Coordinator
1994-95	Notre Dame	Defensive Assistant
1996	University of Cincinnati	Defensive Ends
1997-98	University of Cincinnati	Linebackers/Special Teams Coordinator
1999	Western Illinois	Defensive Coordinator/Linebackers
2001-02	Western Kentucky	Inside Linebackers/Special Teams Coord.
2003	Western Kentucky	Defensive Coordinator/Inside Linebackers
2004-05	Oakland Raiders	Inside Linebackers
2006-08	Oakland Raiders	Linebackers
2009	Denver Broncos	Linebackers
2010	Denver Broncos	Defensive Coordinator
2012-13	Baltimore Ravens	Inside Linebackers



DON MARTINDALE

1994-95: (with Notre Dame) Defensive assistant for the Fighting Irish...Notre Dame earned trips to the Fiesta Bowl ('94) and Orange Bowl ('95)...During the '94 season, coached with Dean Pees (current Ravens defensive coordinator), who was the Irish secondary coach.

1988-93: Was the defensive coordinator for three high schools in Ohio, including his alma mater: Trotwood-Madison.

1986-87: (with Defiance College) Started coaching career at his alma mater as its secondary coach...Promoted to defensive coordinator/secondary in 1987.

COLLEGE: Played linebacker for Defiance College in Ohio... Earned a bachelor's degree in business education.

PERSONAL: Martindale was an All-State linebacker at Trotwood-Madison (Trotwood, Ohio) HS...Born May 19, 1963 in Dayton, Ohio...He and his wife, Laura, have a daughter, Cassie, and a son, Ty.

RAVENS SIGN OLB ELVIS DUMERVIL

Last March, the Ravens signed free agent OLB **Elvis Dumervil** (below center), adding the Pro Bowler to an already strong defense. It reunited Dumervil with Baltimore's inside linebackers coach, **Don Martindale** (below left), who coached him in Denver for two seasons (2009-10). Dumervil set a career high and led the NFL with 17 sacks in 2009.

Ravens head coach John Harbaugh (below right): "Don and Elvis have a great relationship, going back to their time in Denver when Don was the linebackers coach and then the defensive coordinator there and had some great success. [Elvis] set a few records as a football player there. Not just individual records, but was a leader on that defense; a defense that has accomplished quite a bit over the last few years. We just feel like Elvis Dumervil is our kind of guy. We feel like he is the kind of person that fits us. We like to say things like, 'He is a Raven.' That's how he has always played."



Ravens inside linebackers coach Don Martindale (above left): "I want to make sure that I don't say 'excited' and 'happy' 7,000 times with this, but as a coach, it's all about relationships. Obviously, Elvis and I got really close back in Denver, not just because of the player that he is – although that helps when he is sacking the quarterback – but also as a person. I am happy for both the Ravens and Elvis because of what a class organization this is, what a great city it is. I am happy that Elvis got to meet Ozzie [Newsome] and go through the whole process and just see how classy that part of it is. He'll get to meet [owner] Mr. [Steve] Bisciotti, 'Harbs' and Dean [Pees] and Ted [Monachino] and C.B. [defensive line coach Clarence Brooks] and T.A. [Teryl Austin] and to be a part of the whole team of the Ravens. I am really happy for him as well."



BALTIMORE
RAVENS

ANDY MOELLER OFFENSIVE LINE COACH

COLLEGE: MICHIGAN
BORN: 6/15/64, GRAND RAPIDS, MI
EXP. (NFL/RAVENS): 6/6

Andy Moeller is in his third year guiding the Ravens' offensive linemen, after spending his first three seasons (2008-10) as the team's assistant offensive line coach. Moeller guides an offensive line led by two-time Pro Bowl G Marshal Yanda. In 2012, the Ravens scored the most points (398) in single-season franchise history, also posting the second-most total yards (5,640) in a season. Baltimore set another team record in 2012 by surrendering a single-season low 16 turnovers. RB Ray Rice earned his third Pro Bowl in 2012, after tallying 1,621 yards from scrimmage (ninth in NFL), his fourth-straight season with at least 1,600. In 2011, Baltimore's offense was 12th in scoring (23.6 ppg), seventh in third-down offense (42.4%) and 10th in rushing (124.8 ypg). Also in 2011, Rice led the league in yards from scrimmage (2,068). In 2009, the Ravens set a team record with 22 rushing TDs and tallied three of Baltimore's then-four best offensive total yard outputs. In 2008, Baltimore was the NFL's fourth-ranked rushing team (148.5 ypg). Moeller entered the NFL ranks in 2008 after coaching Michigan's offensive line the previous six years, where he tutored two All-Americans: C David Baas (2004) and T Jake Long (2006-07), the first-overall pick in the 2008 NFL Draft by Miami. Under Moeller, Michigan dominated the All-Big Ten selections list for O-linemen, and many of his pupils moved on to successful NFL careers. In four out of five seasons, Moeller's offensive line helped pave the way for a 1,000-yard rusher, twice by 2003 Doak Walker Award winner Chris Perry (2002-03) and a pair of Michigan's Top 10 season rushing performances from Mike Hart (2004, 2006).

2008-12: (with Baltimore) 2012: Ravens scored the most

points (398) in franchise single-season history, finishing 10th in NFL with 24.9 points per game...Offense also posted the team's second-most total yards (5,640) in a season, while committing the fewest turnovers (16) in Ravens single-season history...G Marshal Yanda earned his second-straight Pro Bowl, and RB Ray Rice earned his third. **2011:** Yanda and G Ben Grubbs each earned their first Pro Bowl nod...Offense was 12th in scoring (23.6 ppg), seventh in third-down offense (42.4%) and 10th in rushing (124.8 ypg)...Rice led the league in yards from scrimmage (2,068). **2010:** Hampered by injuries, the re-shuffled O-line protected QB Joe Flacco, who set a career high in TDs (25), a then-career best in passing yards (3,622) and a single-season team record for passer rating (93.6). **2009:** Baltimore was the NFL's ninth-best scoring team (24.4 ppg)...Standout T Michael Oher was named to the All-Rookie Team. **2008:** Ravens were the only NFL team to have a player with over 450 (Ray Rice), 650 (Willis McGahee) and 900 (Le'Ron McClain) rushing yards...Team permitted only 33 sacks, second fewest in team history...Helped guide the NFL's youngest starting O-line and dealt with injuries that eventually broke up the opening day lineup.

2000-07: (with Michigan) 2007: From 2004-07, 11 of 25 All-Big Ten first-team selections along the O-line were Wolverines... Michigan was the only team to have multiple first-team All-Conference selections during that five-year stretch. **2004:** O-line was anchored by C David Baas, the co-recipient of the Rimington Trophy as the nation's outstanding center...Baas earned consensus All-America honors and was named the Big Ten Offensive Lineman of the Year after switching from guard to center...RG Matt Lentz and LT Adam Stenavich

COACHING BACKGROUND

YEARS	COLLEGE/PRO TEAM	POSITION
1987	Indiana.....	Graduate Assistant
1988-93	Army.....	Special Teams/ILBs/OL
1994-99	Missouri.....	Offensive Line/TEs/STs
2000-01	Michigan.....	Offensive Tackles/Tight Ends
2002-07	Michigan.....	Offensive Line
2008-10	Baltimore Ravens.....	Assistant Offensive Line
2011-13	Baltimore Ravens.....	Offensive Line



ANDY MOELLER

received All-Big Ten first-team honors, with RT Jake Long collecting second-team accolades. **2003:** O-line was among the nation's best, balancing a strong running game led by All-American tailback Chris Perry and the passing arm of All-Big Ten first-team QB John Navarre...Offense set school records for total offensive plays (1,014) and yards (5,807)... Moeller's O-line helped pave the way for 1,000-yard rushers in five out of six years: twice by 2003 Doak Walker Award winner Perry (2002-03) and three times by Michigan's all-time leading rusher Mike Hart (2004, 2006-07). **2002:** Named offensive line coach. **2001:** As Wolverines OTs/TEs coach, Moeller led another strong group...TEs unit caught 52 passes for 471 yards and 3 TDs. **2000:** Tight ends overcame an opening-game injury to co-captain Shawn Thompson to produce another solid collective season, both in pass-catching and run-blocking...Hired to coach OTs and TEs.

1994-99: (with Missouri) 1997-99: Coached the Tigers' O-line...Ranked among the nation's Top 10 in rushing yards per game during that span...Mizzou had three offensive

linemen earn All-Big 12 first-team honors in the three years...Was also promoted to run-game coordinator during his tenure at Missouri. **1994-96:** Helped coach TEs, tackles and special teams when he arrived in Columbia.

1988-93: (with Army) Coached the O-line, inside linebackers and special teams.

1987: (with Indiana) Launched his coaching career as a G.A. under head coach Bill Mallory.

COLLEGE: A four-year letterman (1983-86) and two-year starter at LB for Michigan...As a senior, was co-captain of the 1987 Rose Bowl team...Earned All-Big Ten first-team honors during the 1986 season, leading the team with 138 tackles...He ranks 13th on the school's all-time list for career tackles (326)...Earned a bachelor of arts degree in economics and communications (1987).

PERSONAL: An All-State player at Pioneer (Ann Arbor, MI) HS before starring at the University of Michigan...Andy is the son of former Michigan head coach, Gary Moeller.

PILING UP THE POINTS AT HOME

The Ravens scored an average of 31.8 points per game at M&T Bank Stadium in 2012, ranking as the NFL's fourth-best mark among home teams. Baltimore set a franchise record for most points scored at home in a season, producing 254 in 2012. The Ravens surpassed the previous mark of 230 (from 2009).

POINTS PER GAME AT HOME (2012 Season)

Rk.	Team	Points	Points/Game
1.	New England Patriots	278	34.8
	New York Giants	278	34.8
3.	Denver Broncos	260	32.5
4.	Baltimore Ravens	254	31.8
5.	New Orleans Saints	246	30.8





BALTIMORE
RAVENS

TED MONACHINO LINEBACKERS COACH

COLLEGE: MISSOURI
BORN: 10/15/66, COUNCIL BLUFFS, IOWA
EXP. (NFL/RAVENS): 8/4

Ted Monachino (mah-nah-KEY-no) is in his fourth season working with the team's linebackers, after joining the Ravens in 2010. Monachino, a top pass-rushing instructor, helped lead five-time Pro Bowl OLB Terrell Suggs to the NFL's Defensive Player of the Year award in 2011. He also helped guide the Ravens to an AFC-high 48 sacks (tied for third in the NFL) in 2011, the third most in team history. The Ravens' defense ranked third in points allowed for four-straight seasons (2008-11), also finishing in the Top 5 in rushing defense in Monachino's first two seasons (2010-11) with the club. In 2012, the Ravens' defense was stout in the red zone, allowing the NFL's second-best TD efficiency rating (43.4%). Although mired with injuries to key players (LBs Ray Lewis and Suggs), the 2012 unit also allowed the NFL's second-fewest (tied, Sea.) passing TDs (15). Monachino arrived in Baltimore after four years (2006-09) coaching Jacksonville's defensive line, his first NFL coaching stint. Before entering the NFL, Monachino coached in the collegiate ranks, including at Arizona State, helping guide Suggs, the former Sun Devil, during his All-American career.

2010-12: (with Baltimore) 2012: Promoted to linebackers coach...Ravens were NFL's No. 2 red zone defense, allowing a 43.4% TD efficiency mark, also finishing No. 2 (t-Sea.) in fewest passing TDs (15) permitted...Although the unit was mired by injuries to key players (including LBs Ray Lewis and Terrell Suggs), the defense finished strong (in final six weeks, allowing NFL's fourth-fewest yards per game - 299.0) en route to the Super Bowl XLVII victory. **2011:** The Ravens' defense allowed the league's third-fewest points (16.6 ppg) for the fourth-straight year (tying an NFL record for finishing in the

Top 3) and finished with the league's second-fewest rushing yards allowed (92.6 ypg)...Guided the outside linebackers, helping Suggs earn the *Associated Press* Defensive Player of the Year award and his fifth Pro Bowl nod...Suggs was named first-team All-Pro after leading the AFC with a career-high 14 sacks and an NFL-best 7 forced fumbles. **2010:** Joined Ravens as the club's outside linebackers coach...Ravens defense allowed the league's third-fewest points (16.9 ppg) for the third-straight year...Suggs led the team with 11 sacks, earning Pro Bowl honors.

2006-09: (with Jacksonville) Debuted as a professional coach with the Jaguars...Played a major role in developing DEs Derrick Harvey and Quentin Groves. **2008:** Was promoted to defensive line coach. **2006:** Hired to the Jaguars' coaching staff as assistant defensive line coach/defensive assistant... Jacksonville tied for fourth in NFL rushing defense that season, allowing 91.3 yards per game.

2001-05: (with Arizona State) Coached the Sun Devils' defensive line under Dirk Koetter, now Atlanta's offensive coordinator...Guided Ravens 2003 first-round draft choice OLB Terrell Suggs during his All-American collegiate career. **2002:** Suggs set the NCAA single-season record for sacks (24) and tackles for loss (31.5) en route to winning the Bronco Nagurski Award, given to the best defensive player in the nation, the Rotary Lombardi Award for the country's top lineman and the Morris Trophy for the Pac-10's top lineman. **2001:** Suggs finished second in the Pac-10 in sacks (10) and third in tackles for loss (18).

2000: (with Boise State) Worked with the Broncos' D-line... Aided Boise State in leading the Big West in total defense

COACHING BACKGROUND

YEARS	COLLEGE/PRO TEAM	POSITION
1991-93	Pacific (MO) HS.	Defensive Coordinator/LBs
1994-95	Hannibal (MO) HS.	Defensive Coord./Spec. Teams Coord./OL
1996-97	Texas Christian	Defensive Graduate Assistant
1998	James Madison	Defensive Line
1999	Southwest Missouri State	Outside Linebackers
2000	Boise State	Defensive Line
2001-05	Arizona State	Defensive Line
2006-07	Jacksonville Jaguars	Assistant Defensive Line/Defensive Asst.
2008-09	Jacksonville Jaguars	Defensive Line
2010-11	Baltimore Ravens	Outside Linebackers
2012-13	Baltimore Ravens	Linebackers



TRAVENS TED MONACHINO

(367.6 ypg), rushing defense (139.2 ypg), scoring defense (22.8 ppg) and sacks (31).

1999: (with Southwest Missouri State) Coached the outside linebackers...Was also responsible for recruiting Missouri high school and Texas junior college prospects.

1998: (with James Madison) Was the defensive line coach... Coached DE Chris Morant, who tied the Dukes' then-single-season sacks record (11).

1996-97: (with Texas Christian) **1997:** Worked as a graduate assistant coaching safeties. **1996:** Was a graduate assistant coach for the defensive line.

1994-95: (with Hannibal HS, MO) Served as defensive coordinator, special teams coordinator and offensive line coach...Won 16 of 21 games in addition to conference and district titles.

1991-93: (with Pacific HS, MO) In his first coaching role, Monachino was the defensive coordinator and LBs coach.

COLLEGE: Graduated from the University of Missouri with a degree in health and physical education in 1990...Was a three-year letterman as a linebacker...Received All-Big 8 Conference academic honors two times...Earned master's credit in sport psychology from TCU while serving as a graduate assistant.

PERSONAL: Was a standout athlete at South Harrison (Bethany, MO) HS...In football, he was a four-year All-Conference and three-year All-District LB...Also garnered All-League accolades three times and All-District honors twice in basketball...Monachino and his wife, Amy, have three children: daughter Mikalee, who is a junior volleyball player at the University of Central Missouri, and sons, Sam and Michael.

STOUT PLAYOFF "D"

In their 21 all-time playoff games (2000-2012), the Ravens have only allowed 192.5 passing yards and 96.3 rushing yards per contest. Baltimore's 288.8 net yards allowed per game since 2000 (minimum five games) rank as the NFL's third-best mark during this span.

TOTAL NET YARDS ALLOWED (Min. Five Games / 2000-12)

Rk.	Team	Total	Rushing	Passing
1.	Tampa Bay Buccaneers	259.6	90.0	169.6
2.	Tennessee Titans	278.0	67.6	210.4
3.	Baltimore Ravens	288.8	96.3	192.5





BALTIMORE
RAVENS

WILBERT MONTGOMERY

RUNNING BACKS COACH

COLLEGE: ABILENE CHRISTIAN
BORN: 9/16/54, GREENVILLE, MS
EXP. (NFL/RAVENS): 26/6 (9 PLAYING / 17 COACHING)


Wilbert Montgomery is in his sixth year as the Ravens' running backs coach. Montgomery has 26 years of NFL experience (nine as a player) and has built an impressive track record, including two Super Bowl titles, in his 17 years of coaching. Led by Pro Bowler Ray Rice, Baltimore's backs have been stellar over the last few years under Montgomery's guidance. Earning his third Pro Bowl invite in 2012, Rice totaled 1,621 scrimmage yards (1,143 rushing and 478 receiving), the NFL's ninth-most, and added 10 total touchdowns. It marked his fourth-straight season with at least 1,600 yards from scrimmage. Rookie RB Bernard Pierce emerged in 2012, averaging 4.9 yards per carry (108 rushes for 532 yards) with 1 rushing score. Rice led the NFL with 2,068 yards from scrimmage in 2011 and was second in the league with 1,364 rushing yards. He also set a team mark with 15 total TDs and was second in the NFL among RBs with a team-high 76 catches (704 receiving yards). In 2010, Rice posted the NFL's third-most yards from scrimmage (1,776). In 2009, the Ravens' run game set a team record with 22 rushing TDs, while earning a No. 5 NFL ranking (137.5 ypg). In his first two years, Montgomery guided a superb group of rushers, including Rice ('09) and Le'Ron McClain ('08-09) to Pro Bowl seasons. Rice was one of two NFL players to record 2,000 yards from scrimmage (2,041), ranking second in the NFL with 127.6 net yards per game (2009). Another Ravens Pro Bowler, Willis McGahee, scored a team-high 12 rushing TDs (14 overall) in 2009. Montgomery's rushing unit ranked No. 4 in the NFL in 2008, producing 148.5 rushing yards per game. The former Eagles' star rusher joined the Ravens in 2008 after two seasons with the Detroit Lions (preceded by nine stellar seasons with the St. Louis Rams). Montgomery

helped construct one of the most prolific offenses in NFL history, when the Rams boasted the NFL's No. 1 offense on the road to their first World Championship in Super Bowl XXXIV (1999). From 1999-2001, St. Louis became the only NFL team to amass at least 500 points in three-consecutive seasons (526 in '99, 540 in '00 and 503 in '01).

2008-12: (with Baltimore) 2012: RB Ray Rice earned his third-career Pro Bowl nod after leading the Ravens with 1,143 rushing yards on 257 carries and adding 10 total touchdowns, becoming the first player in franchise history to rush for 1,000 yards in four-consecutive seasons (2009-12)...Rice also posted more than 1,600 scrimmage yards for the fourth-straight season, finishing second in the NFL in catches (61) and fourth in receiving yards (478) by a running back...Rookie RB Bernard Pierce averaged 4.9 yards per carry, amassing 532 rushing yards on 108 carries...Montgomery earned his second-career Super Bowl title within the coaching ranks. **2011:** Pro Bowler Rice led the NFL with 2,068 yards from scrimmage (second in Ravens history) and was second in the league with 1,364 rushing yards...Rice also set a team mark with 15 TDs (12 rushing) and was second in the NFL among RBs with a team-high 76 catches (704 receiving yards). **2010:** Rice compiled the NFL's third-most scrimmage yards (1,776)...Rice (63) was one of three Ravens to catch over 60 passes. **2009:** Ravens were NFL's fifth-ranked run team (137.5 ypg), and the 22 rushing TDs bested 2008's 20 as the most in team history...Rice earned his first Pro Bowl after tallying 2,041 yards from scrimmage (second in NFL)...Rice became one of only eight players in NFL history to produce 1,000 rushing yards and 700 receiving yards in a season...FB

COACHING BACKGROUND

YEARS	COLLEGE/PRO TEAM	POSITION
1997-99	St. Louis Rams	Running Backs
2000-02	St. Louis Rams	Tight Ends
2003-05	St. Louis Rams	Running Backs
2006-07	Detroit Lions	Running Backs
2008-13	Baltimore Ravens	Running Backs



WILBERT MONTGOMERY

Le’Ron McClain’s steady season secured a second-straight Pro Bowl berth...RB Willis McGahee scored a team-high 12 rushing TDs (14 overall, tying a franchise record). **2008:** McClain earned his first Pro Bowl after a 902-yard, 10-TD season...McClain also was honored as an *Associated Press* All-Pro...He teamed with McGahee (671 rush yards) and the rookie Rice (454 yards) to become the only NFL team with a trio of RBs with over 450, 600 and 900 yards.

2006-07: (with Detroit) Injuries to running backs forced Montgomery to work with a total of five different starters, including three in 2007. **2006:** Helped RB Kevin Jones evolve into one of the NFL’s best dual-threat RBs...Jones was fourth among RBs with 61 receptions before being placed on Injured Reserve in Week 13...Was also sixth in the NFC with 1,209 yards from scrimmage (689 rushing, 520 receiving).

1997-2005: (with St. Louis) During his tenure, Wilbert helped cultivate two of the league’s elite RBs: Marshall Faulk and Steven Jackson. **2005:** Coached Jackson to his first 1,000-yard season...Jackson finished with 1,046 yards and 8 TDs on 254 attempts (4.1 avg.) while emerging as one of the bright young stars in the NFL under Montgomery’s tutelage. **2004:** Wilbert teamed Jackson, in his rookie year, with Faulk, to form a dynamic RB tandem, combining for nearly 1,500 rushing yards...Jackson finished third among NFL rookies with 673 rushing yards and 4 TDs on 134 attempts (5.0 avg.). **2003:** Switched back to coaching RBs. **2000-02:** Coached the Rams’ TEs. **1999:** Rams acquired a Pro Bowler in Faulk, who posted his first 1,000-yard receiving season...Also compiled an NFL-record 2,429 yards from scrimmage and was named NFL Offensive Player of the Year...Rams boasted the NFL’s No. 1 offense (fifth in rushing) on the way to their first World Championship in Super Bowl XXXIV. **1997:** Hired as RBs coach.

NFL PLAYER (1977-85): Montgomery was one of the NFL’s premier running backs in his nine-year professional

career...In eight seasons with Philadelphia, he virtually rewrote the Eagles’ record books...Montgomery was an inaugural inductee of the Eagles’ Honor Roll in 1987. **1985: (with Det.)** Played his final season with the Detroit Lions. **1977-1984: (with Phi.)** Holds the Eagles’ franchise record in six rushing categories: career rushing yards (6,538), career rushing attempts (1,465), yards in a season (1,512 in 1979), career 100-yard rushing games (26), 100-yard rushing games in a season (8 in 1981) and rushing TDs in a game (3, tied with many players). **1981:** Recorded 1,402 yards on the season (nearly 5.0 yards per carry). **1980:** Earned All-Pro honors, but was hampered by injuries and was questionable for the NFC Championship game, but did play...On the Eagles’ second offensive play – a hand-off by QB Ron Jaworski – Wilbert sped 42 yards to the end zone for a TD...Gained a total of 194 yards in that game, leading the Eagles to their first Super Bowl (XV). **1979:** Led the NFL in combined yards from scrimmage with 2,012, garnering his second-consecutive Pro Bowl and All-Pro honors. **1978:** Gained 1,220 yards on 259 attempts, scoring 9 TDs...Earned first Pro Bowl. **1977:** Spent rookie season returning kickoffs, leading the NFC (26.9-yard avg.)...Notched a 99-yard TD...Selected by the Eagles in the sixth round (154th overall).

COLLEGE: A four-year starting RB for Abilene Christian who set the NAIA record for career TDs with 76...Set the record for TDs by a freshman (37, 1973), leading the Wildcats to the NAIA Division I National Championship...Lettered in track as a sprinter...Inducted into College Football Hall of Fame in 1986.

PERSONAL: Attended Greenville (MS) HS...One of four brothers with NFL experience: Cleotha (Cin., Cle. and Oak./LA), Tyrone (Oak.) and Fred (KC and Phi.)...Wilbert and his wife, Patti, have three children: twins, Brendan and Briana, and a son, Tavian...Montgomery also has a daughter, Sherrita, and a son, Derron.

RICE RANKS NO. 1

Since becoming a full-time starter in 2009, three-time Pro Bowl **RB Ray Rice** has posted an NFL-high 7,506 yards from scrimmage. Rice set career-highs in 2011 when his 1,364 rushing yards ranked second in the NFL, while his 2,068 total yards marked the second time (2009: 2,041) that he’s surpassed the 2K scrimmage yards milestone. He also added a Ravens-record 15 total TDs (12 rushing and 3 receiving) during that campaign.

NFL NET YARDS FROM SCRIMMAGE (2009-12)

Rk.	Player	Yards	---Rush---		---Pass---	
			Att-Yds	TD	Rec-Yds	TD
1.	Ray Rice	7,506	1,109-5,066	33	278-2,440	6
2.	Chris Johnson	7,058	1,212-5,660	35	187-1,398	3
3.	Adrian Peterson	6,881	1,153-5,748	54	137-1,133	3
4.	Steven Jackson	6,203	1,171-4,844	19	177-1,359	1
5.	Arian Foster	6,052	1,010-4,521	44	167-1,531	6





BALTIMORE
RAVENS

BOB ROGUCKI STRENGTH & CONDITIONING COACH

COLLEGE: GLENVILLE STATE
BORN: 9/27/53, CLARKSBURG, WV
EXP. (NFL/RAVENS): 23/6

Bob Rogucki (pronounced row-GUS-key) is in his sixth year as the Ravens' head strength and conditioning coach. Rogucki is a 39-year coaching veteran, who has 23 years of experience as a strength and conditioning coach in the NFL. His philosophy is to direct a training regimen specific to the game of football involving protocols that build both muscular strength and endurance. Rogucki works with every player and believes strength and conditioning is the basis of success for a team. Time-honored strengthening philosophies and hard work prevail in the weight room, but Rogucki makes the program competitive, challenging and fun for the players. His track record shows that he has a reputation for getting players to buy in to his programs.

2008-12: (with Baltimore) Joined the Ravens' coaching staff as the team's head strength and conditioning coach in 2008... Instituted the Baltimore Ravens Competiton Day, an offseason event where players participate in different strength-related competitions. **2012:** Awarded the Champions Award from his peers at the annual NFL Strength & Conditioning Coaches' Banquet during the Combine in Indianapolis.

2006-07: (with Philadelphia) Spent two seasons as the assistant strength and conditioning coach with Ravens head coach John Harbaugh, who coached the special teams and secondary.

2005: Was the director of fitness at Sports & Field, one of the premier athletic performance training facilities, based in Wesley Chapel, FL.

2004: (with Jacksonville) Posted a one-year stint as the assistant strength coach for the Jaguars.

1990-2003: (with Arizona) Spent 14 years as strength and conditioning coach...Enhanced the team's weight room to include a wide variety of equipment and implemented a strength and conditioning program that trains the entire body. **1990:** Launched his NFL coaching career with the Cardinals.

1983-1989: (with Army) Managed the strength and conditioning and the speed development programs for all varsity sports, under stringent guidelines mandated by service academy regulations.

1982: (with Weber State) Strength coach.

1981: (with Penn State) Launched his collegiate coaching career as an assistant strength coach.

1975-81: Rogucki coached high school football, basketball and baseball in Ohio, Pennsylvania and West Virginia for six years until he entered the NCAA ranks at Penn State...The three schools were Sebring (OH) HS, Grafton (WV) HS and State College (PA) HS.

COLLEGE: Earned a bachelor's degree in health, physical education and safety from Glenville (WV) State in 1975.

PERSONAL: Attended Notre Dame (Clarksburg, WV) HS... Bob and his wife, Mary Rose, have a son, Charlie, and a daughter, Katie...Charlie is a graphic designer, who lives in Chicago with his wife, Ashley, and grandsons, Eli Robert (6) and Will Francis (1), and his granddaughter, Sophie Marie (4)...Katie, who earned a kinesiology degree from Arizona State, is a physical therapy assistant in Scottsdale, AZ.

COACHING BACKGROUND

YEARS	COLLEGE/PRO TEAM	POSITION
1975-81	High Schools	Head Coach
1981	Penn State	Assistant Strength & Conditioning
1982	Weber State	Strength & Conditioning
1983-89	Army	Strength & Conditioning
1990-2003	Arizona Cardinals	Strength & Conditioning
2004	Jacksonville Jaguars	Assistant Strength & Conditioning
2006-07	Philadelphia Eagles	Assistant Strength & Conditioning
2008-13	Baltimore Ravens	Strength & Conditioning





BALTIMORE
RAVENS

STEVE SPAGNUOLO SENIOR DEFENSIVE ASSISTANT

COLLEGE: SPRINGFIELD COLLEGE
BORN: 12/21/59, WHITINSVILLE, MA
EXP. (NFL/RAVENS): 15/1

Steve Spagnuolo is in his first year as the Ravens' senior defensive assistant. A 32-year coaching veteran, including 15 NFL seasons, Spagnuolo was most recently the defensive coordinator for the Saints (2012) before joining Baltimore. Prior to his time in New Orleans, he spent three seasons (2009-11) as head coach of the St. Louis Rams and two years (2007-08) as defensive coordinator of the New York Giants. Spagnuolo was the defensive architect of the Super Bowl XLII Champion New York Giants (2007), a unit that ranked in the NFL's Top 10 in eight single-season statistical categories, including a league-high 53 sacks. He has coached for teams that have clinched eight playoff berths, won six division titles, made five conference championship game appearances, won two conference titles and won Super Bowl XLII. Spagnuolo also spent eight seasons (1999-2006) on the Philadelphia Eagles' coaching staff with Ravens head coach John Harbaugh. From 2001-04, Harbaugh and Spagnuolo were on an Eagles' staff that won four-straight NFC East titles, reached four-consecutive conference championship games and earned one Super Bowl berth (2004).

2012: (with New Orleans) In his only season with the Saints, Spagnuolo led a unit that finished with 15 INTs (including 4 returned for TDs) and produced 11 FFs for a plus-2 turnover differential...Veteran CBs Patrick Robinson and Jabari Greer (career high) each recorded 3 INTs...Led by DE Cameron Jordan's career-best 8 sacks, the unit finished with 30 QB drops...In Week 15, the Saints defeated Tampa Bay, 41-0, earning their first shutout victory since 1995 and the 13th in franchise history.

2009-11: (with St. Louis) Held his first NFL head-coaching post with the Rams, leading the team to a six-game turnaround between 2009-10, the second-best turnaround in the NFL during that span...Helped develop young defensive talent, including Rams MLB James Laurinaitis, who led the team in tackles all three seasons under Spagnuolo...DE Chris Long also emerged as a young pass-rushing threat, culminating in a career-high 13 sacks in 2011. **2010:** Rams finished second in the NFC West and made significant defensive improvements in Spagnuolo's second season at the helm, advancing 10 spots in total defense from 2009-10...Also ranked second in the NFL in third-down defense (33.5%) and finished third in negative-play yardage (sacks and TFL)...Defensive unit ranked seventh in sacks (43) and improved from 31st to ninth in opponent passer rating from 2009-10.

2007-08: (with New York Giants) Earned his first defensive coordinator role in the NFL, where in 37 regular season and postseason games, the Giants' defense allowed 17 points or fewer in 19 total contests...Giants finished 19-0 in those contests and 17-2 in games where opposing QBs had passer ratings lower than 75.0. **2008:** Defensive unit finished fifth in yards allowed (292.0 ypg), helping New York to a 12-4 finish and the NFC East title...Giants also finished ninth in rush defense (95.8 ypg) and eighth in pass defense (196.2 ypg)...New York's 18.4 points allowed per game were fifth best in the NFL, while the team's 42 sacks ranked sixth in the league...DE Justin Tuck paced the defense with 12 sacks, earning the first Pro Bowl berth of his career. **2007:** Spagnuolo was the defensive leader of the Super Bowl XLII Champion New York Giants, highlighted by the 17-14 victory over the previously

COACHING BACKGROUND

YEARS	COLLEGE/PRO TEAM	POSITION
1982	Massachusetts	Graduate Assistant
1983	Washington Redskins	Player Personnel Intern
1984-86	Lafayette (PA)	Defensive Line/Special Teams
1987-89	Connecticut	Defensive Backs
1990-91	Connecticut	Defensive Coordinator/Defensive Backs
1992	Barcelona Dragons (WLAF)	Defensive Line/Special Teams
1993	San Diego Chargers	Scout
1993	Maine	Defensive Backs
1994	Maine	Defensive Coordinator/Linebackers
1994-95	Rutgers	Defensive Backs
1996-97	Bowling Green	Defensive Backs
1998	Frankfurt Galaxy	Defensive Coordinator/Linebackers
1999-2000	Philadelphia Eagles	Defensive Assistant
2001-03	Philadelphia Eagles	Defensive Backs
2004-06	Philadelphia Eagles	Linebackers
2007-08	New York Giants	Defensive Coordinator
2009-11	St. Louis Rams	Head Coach
2012	New Orleans Saints	Defensive Coordinator
2013	Baltimore Ravens	Senior Defensive Assistant



STEVE SPAGNUOLO

unbeaten New England Patriots...Slowed a Patriots' offense that scored an NFL record 589 points in the regular season... Held New England's offense to just 274 yards and 14 points after it averaged 411.3 ypg and 36.8 ppg during the regular season...Giants defense ranked in the NFL's Top 10 in eight single-season statistical categories, including a league-high 53 sacks...DE Osi Umenyiora had a team-leading 13 sacks en route to earning Pro Bowl honors.

1999-2006: (with Philadelphia) Held various defensive roles in eight seasons with the Eagles, serving each season on the staff with Ravens head coach John Harbaugh...From 2001-04, Harbaugh and Spagnuolo were part of a staff that won four-straight NFC East titles, reached four-consecutive conference championship games and earned one Super Bowl berth (2004)...From 1999-2005, Philadelphia ranked first in the NFL in third-down defense (33%), second in points allowed per game (17.0), second in sacks (265) and third in red zone defense (43%). **2004:** Promoted to LBs coach, helping the Eagles advance to Super Bowl XXXIX...Defense finished tied for second in points allowed (16.3 ppg), tied for seventh with 45 sacks and had an NFC-leading 108 passes defensed...LB Jeremiah Trotter earned two Pro Bowls under Spagnuolo's direction (2004-05). **2002:** Eagles were second in NFL in points allowed (15.1 ppg) for the second-consecutive season. **2001:** Promoted to DBs coach...Eagles were second in pass defense (179.0 ypg), second in points allowed (13.0 ppg) and seventh in total defense (293.8 ypg)...Philadelphia did not allow more than 21 points in 16 regular season games, just the fourth time that feat has been accomplished in NFL history...Under his tutelage, CB Troy Vincent (2001-03) and S Brian Dawkins (2001-02) earned multiple Pro Bowl nods. **2000:** Assisted a defensive unit that finished first in the NFC (fourth in the NFL) allowing 15.3 points per game. **1999:** Hired as a defensive assistant, his first full-time NFL coaching position.

1998: (with Frankfurt Galaxy) Spent one season as the defensive coordinator/LBs coach of the now defunct NFL Europe team...Under Spagnuolo's direction, four of his six LBs and nine of 11 defensive starters went on to play in the NFL...Galaxy finished with the league's second-ranked defense and advanced to World Bowl VI, where they fell to the Rhein Fire.

1996-97: (with Bowling Green) Spent two seasons as the Falcons' DBs coach.

1994-95: (with Rutgers) Coached the Scarlet Knights' DBs for two seasons.

1993-94: (with Maine) **1994:** Promoted to defensive coordinator/LBs coach for the Black Bears. **1993:** Hired as the DBs coach.

1993: (with San Diego) Briefly served as a player scout for the Chargers in his first full-time NFL role.

1992: (with Barcelona Dragons) Held his first coaching post in the professional ranks of the World League of American Football as the team's defensive line/special teams coach.

1987-1991: (with Connecticut) **1990:** Promoted to defensive coordinator/DBs coach. **1987:** Hired to coach the Huskies' DBs.

1984-86: (with Lafayette, PA) Held his first full-time coaching post teaching defensive line/special teams.

1983: (with Washington) Gained his first NFL experience while serving as a player personnel intern with the Redskins.

1982: (with Massachusetts) Started coaching career as a defensive graduate assistant while working towards his master's degree (sports management).

COLLEGE: Played WR at Springfield (MA) College, where he was named the school's Male Scholar Athlete of the Year in 1982...Earned a bachelor's degree in physical education from Springfield and a master's degree in sports management from the University of Massachusetts.

PERSONAL: Prepped at Grafton (MA) High School, where he is a member of the school's Athletic Hall of Fame...He and his wife, Maria, enjoy community outreach through The Spagnuolo Foundation, whose mission is centered on the biblical verse Hebrews 11:1 ("*Now faith is confidence in what we hope for and assurance about what we do not see.*") and is designed to give hope to youth who otherwise may not have the opportunity to pursue and achieve their dreams.

SHUTOUT CITY

Since 2000, Baltimore's "D" has registered the NFL's most shutouts, blanking opponents nine times. The Ravens' last shutout came on Nov. 16, 2009 in a 16-0 win at Cleveland on Monday Night Football.

NFL SHUTOUT LEADERS (SINCE 2000)

Rk.	Team	Shutouts
1.	Baltimore Ravens	9
2.	New England Patriots	8
	Pittsburgh Steelers	8
	Seattle Seahawks	8





BALTIMORE
RAVENS

CRAIG VER STEEG

SENIOR OFFENSIVE ASSISTANT

COLLEGE: USC
BORN: 9/11/60, REDONDO BEACH, CA
EXP. (NFL/RAVENS): 8/6

Craig Ver Steeg (pronounced ver-**STEGG**) is in his sixth year working with the Ravens' offense. Ver Steeg, who has 30 years of coaching experience, has established himself as an elite coach of quarterbacks, receivers and running backs. Ver Steeg assists the Jim Caldwell-led offensive coaching staff to help make sure players are fully prepped both for fast-paced practices and on game days. In 2012, the Ravens set a franchise record by scoring 398 points, including a team-record 254 points at home, en route to a victory in Super Bowl XLVII. QB Joe Flacco also threw for a career-high 3,817 yards and 22 TDs (second most in his career). In 2011, Baltimore's offense was 12th in scoring (23.6 ppg), and Pro Bowl RB Ray Rice led the NFL with 2,068 yards from scrimmage. A longtime collegiate coach, Ver Steeg guided two current NFL players who benefited under his tutelage on the college level: Rice (Ravens) and QB Alex Smith (Chiefs). Ver Steeg's knowledge and experience are invaluable assets to the continued development of the Ravens' offense.

2008-12: (with Baltimore) 2012: Helped prep an offense that set a single-season franchise record with 398 points, including a team-best 254 at home...Baltimore surrendered just 16 give-aways, setting a franchise single-season record low and tying for the NFL's second fewest...QB Joe Flacco set a career high with 3,817 passing yards en route to Super Bowl XLVII MVP honors. **2011:** Helped guide Ravens QBs... Flacco became the first starting QB in NFL history (since 1970 merger) to lead his team to the playoffs in each of his first four seasons...Pro Bowl RB Ray Rice led the NFL in yards from scrimmage (2,068), second-highest total in Ravens history. **2010:** Worked closely with offensive coordinator Cam

Cameron in helping progress a balanced offense...Flacco set career highs with 3,622 yards, 25 TDs and a 93.6 passer rating. **2009:** Assisted the offense with game preparation for a unit that was the NFL's ninth-best in scoring (24.4 ppg), also setting team records for most total TDs (47) and most rushing TDs (22)...Baltimore also produced the then-top three offensive games in team history: 548 yards vs. Det., 501 vs. KC and 479 vs. Cle. and ranked fifth overall in rushing yardage (137.5 ypg). **2008:** Baltimore finished fourth in the NFL in rushing yards (148.5 ypg) and 11th in points per game (24.1)...Ravens led the NFL in time of possession (33:10 avg.), and their 18.1 margin of victory ranked second.

2003-07: (with Rutgers) Ver Steeg tutored some of the most productive players in school history. **2007:** Served as RBs coach and guided Ravens 2008 second-round draft pick, All-American RB Ray Rice, who rushed for a school-record 2,012 yards and 24 TDs on 380 carries (154.8 ypg)...Part of an offensive unit that produced 456.3 net yards per game...Scarlet Knights averaged 198.0 rushing yards per game...Rice finished his career holding several Rutgers records, including career yards rushing (4,926), career rushing TDs (49) and single-game rushing yards (280); became the 13th player in NCAA history to gain more than 2,000 rushing yards in a season...Was also a Doak Walker Award finalist (nation's top running back) and earned team MVP honors for the second straight year. **2006:** Rutgers rushing attack ranked 15th in the country, averaging 180.2 yards per game...Scarlet Knights also produced 29.8 points per game, ranking 22nd among Division I teams. **2005:** Rutgers was second in the Big East in both total offense (406.3 ypg) and passing

COACHING BACKGROUND

YEARS	COLLEGE/PRO TEAM	POSITION
1984-85	USC.....	Graduate Assistant
1986-89	Utah.....	QB's/Recruiting Coordinator/G.A.
1990-93	University of Cincinnati.....	Quarterbacks/Wide Receivers
1994-95	Harvard.....	Quarterbacks/Wide Receivers
1996-97	Chicago Bears.....	Offensive Asst./Quality Control
1997-2000	Illinois.....	QB's/Recruiting Coordinator
2001-02	Utah.....	Offensive Coordinator/QBs
2003-07	Rutgers.....	RB's/Offensive Coordinator
2008-10	Baltimore Ravens.....	Offensive Assistant
2011	Baltimore Ravens.....	Offensive Assistant/Quarterbacks
2012-13	Baltimore Ravens.....	Senior Offensive Assistant



CRAIG VER STEEG

(234.6 ypg). **2004:** Scarlet Knights boasted the nation's No. 6 overall and Big East's top-ranked passing attack (310.5 ypg)...Rutgers also finished third in the Big East in total offense (407.7 ypg). **2003:** As offensive coordinator (2003-06), oversaw a unit that scored 329 points, the fifth-highest point total in school history...Scarlet Knights produced 4,423 total yards of offense, fifth-most in Rutgers annals...Also coached Rutgers QBs (2003-05)...In dual roles, he tutored QB Ryan Hart, who established nearly every school passing mark in three starting seasons...Hart's career records include: passing yards (8,482), attempts (1,217), completions (735) and TDs (52).

2001-02: (with Utah) Served as offensive coordinator and QBs coach for two seasons...Helped recruit the first overall pick in the 2005 NFL draft, QB Alex Smith (49ers), to Utah and coached the young signal caller in his first season...With Ver Steeg guiding the Utes' attack, Utah's offense improved 50-or-more spots nationally in nearly every offensive category. **2001:** Utes finished 24th in the nation in total offense, including 12th in rushing.

1997-2000: (with Illinois) QBs coach and recruiting coordinator. **1999:** Tutored QB Kurt Kittner as a sophomore when he broke Jeff George's single-season record for TD passes (24)...Kittner was named team MVP and garnered MVP honors at the *MicronPC.com* Bowl.

1996-97: (with Chicago) Current Tampa Bay Bucs head coach

Greg Schiano (defensive assistant) and Ver Steeg were both members of the Bears' coaching staff...Under Dave Wannstedt, Ver Steeg worked with Bears QBs as offensive assistant/quality control coach.

1994-95: (with Harvard) Served as the passing game coordinator, QBs and WRs coach and recruiting coordinator.

1990-93: (with Cincinnati) Was recruiting coordinator when John Harbaugh was coaching the team's DBs. **1992-93:** Coached the Bearcats' QBs. **1993:** Compiled an 8-3 record and won the Independent Football Alliance championship. **1990-91:** Coached WRs.

1986-89: (with Utah) 1989: As the school's assistant QBs coach, he worked with NCAA record-setting QB Scott Mitchell, who went on to play 12 seasons in the NFL. **1988:** Ver Steeg served as Utah's recruiting coordinator. **1986:** Served as a graduate assistant.

1984-85: (with USC) Launched his coaching career at his alma mater as a graduate assistant, following two years at Redondo HS.

COLLEGE: Graduated from USC in 1983 and later received his master's degree in education from USC in 1986.

PERSONAL: Attended Redondo (Redondo Beach, CA) HS, where he later was hired as an assistant coach (1980-82) while attending USC...Lettered in football, as a DB, and wrestled all four years...Craig and his wife, Lisa, have a son, Ian (9).

2012 OFFENSIVE NOTES

RAVENS "O" SETS RECORD

In 2012, Baltimore's "O" posted a franchise-record 398 points, including a team-record 254 points at home (31.8 ppg, the NFL's fourth-best home mark).

RAVENS TOP TOTAL POINTS SCORED (Single-Season History)

Rk. (NFL)	Points	Year	Rk. (NFL)	Home Pts.	Year
1 (10)	398	2012	1 (4)	254	2012
2t (8)	391	2003	2 (4)	230	2009
2t (9)	391	2009	3 (6)	225	2003
4 (11)	385	2008	4 (4)	224	2004



THE FRANCHISE QB

In 2012, **QB Joe Flacco** threw for a career-high 3,817 yards, 22 TDs (second most of his career) and just 10 INTs (tying a career low). With five 300-yard passing games, Flacco tied (Vinny Testaverde, 1996) for the most such single-season contests in team history.

Flacco earned Super Bowl XLVII MVP honors and during the playoffs threw 11 TDs and 0 INTs to tally a 117.2 passer rating. Flacco, Joe Montana (1989) and Kurt Warner (2008) are the only QBs in NFL history to throw 11 TDs in a single postseason.





BALTIMORE
RAVENS

TODD WASHINGTON

ASSISTANT OFFENSIVE LINE COACH

COLLEGE: VIRGINIA TECH
BORN: 7/19/76, NASSAWADOX, VA
EXP. (NFL/RAVENS): 3/3

Todd Washington is in his third year as Baltimore's assistant offensive line coach. Washington, who played eight years as a center/guard in the NFL (Houston and Tampa Bay), entered the NFL coaching ranks in 2011 with the Ravens. In his second season with the Ravens, Washington helped guide G Marshal Yanda to his second Pro Bowl, while RB Ray Rice broke 1,000 rushing yards for the fourth-consecutive year. The Ravens' offense set a franchise record producing 72 offensive plays of 20-or-more yards. The former Buccaneers' fourth-round draft pick (1998) spent one year as the University of San Diego's offensive coordinator after guiding USD's offensive line to success in his initial two coaching seasons.

2011-12: (with Baltimore) 2012: Ravens' offense ranked 16th (352.5 yards) and set a single-season franchise record with 398 points...Helped guide G Marshal Yanda to his second Pro Bowl...Set a franchise single-season record low and tied for the NFL's second-fewest turnovers with 16. **2011:** Led by veteran C Matt Birk, a six-time Pro Bowler, O-line produced two first-time Pro Bowlers: Yanda and G Ben Grubbs...Pro Bowl RB Ray Rice led the league in yards from scrimmage (2,068), second best in Ravens history....Joined Ravens as assistant offensive line coach.

2010: (with UFL's Hartford Colonials) Joined the Colonials' staff as their offensive line coach...Hartford ranked No. 1 in total offense and No. 1 in rushing yards.

2007-09: (with University of San Diego) 2009: Named USD's offensive coordinator...Toreros suffered significant injuries

and lost seven games by an average of five points. **2008:** Offense ranked first in the Pioneer Football League in scoring (35.3 ppg), total offense (405.4 ypg), passing (269.1 ypg) and pass efficiency (163.2 rtg). **2007:** Offensive line helped offense average 44.3 points per game and 483.1 total yards per game...Two senior O-linemen (Jordan Paopao and Gabe DeAnda) were named to the All-PFL first-team... Entered coaching ranks as team's offensive line coach.

NFL PLAYER: (1998-2005) Played in 97 career NFL games, with 17 starts for two NFL teams. **2003-05: (Houston) 2003:** Made a career-high 14 starts at left guard for the Texans. **1998-2002: (Tampa Bay) 2002:** Was part of the Buccaneers' Super Bowl XXXVII championship team. **1998:** Selected in the fourth round (104th overall) of NFL Draft by Tampa Bay.

COLLEGE: Earned his B.S. in physical education and health ('98) from Virginia Tech, where he earned All-Big East first-team honors ('97) as a senior at center/guard...Also played in the Senior Bowl...Helped Virginia Tech average almost 200 rushing yards per game during his junior and senior seasons.

PERSONAL: Was a training camp coaching intern for the St. Louis Rams (2010) and San Diego Chargers (2009)...Also did internships with East Texas Baptist University (August, 2006) and the Amsterdam Admirals (February, 2006) at their NFL Europe training camp...Played offensive tackle at Nandua (Onley, VA) HS...Todd and his wife, Shannon, have two sons, Cameron (14) and Zane (8), and a daughter, Ava (10).

COACHING BACKGROUND

YEARS	COLLEGE/PRO TEAM	POSITION
2007-08	University of San Diego.....	Offensive Line
2009	University of San Diego.....	Offensive Coordinator
2010	Hartford Colonials (UFL).....	Offensive Line
2011-13	Baltimore Ravens.....	Assistant Offensive Line





BALTIMORE
RAVENS

MATT WEISS

DEFENSIVE QUALITY CONTROL

COLLEGE: VANDERBILT
BORN: 3/1/83, CHESIRE, CT
EXP. (NFL/RAVENS): 5/5

Matt Weiss began his NFL coaching career with the Ravens in 2009, spending three seasons as the head coach's assistant. In February 2012, he was promoted to defensive quality control coach with responsibilities in finding tips and tendencies on opponent's offense, self-scouting the defense and drawing the playbook. In his previous role, Weiss aided head coach John Harbaugh with administrative duties, worked in a defensive quality control capacity, and supported the team's secondary coaches. A Connecticut native, Weiss brought four years of experience to the Ravens from Stanford University, where he worked under then-Cardinal head coach Jim Harbaugh, John's younger brother.

2009-12: (with Baltimore) 2012: As the defensive quality control coach, Weiss was responsible for breaking down opponents' tendencies, self-scouting and assisting secondary coach Teryl Austin. **2011:** Among other duties as the head coach's assistant, Weiss compiled opponent scouting reports, assisted with scout teams in practice and monitored the breakdown of opponent tendencies...Weiss also served as a liaison for in-game coach's challenges, which were successfully reversed on a career-best eight of 12 challenges (66.7%) during the regular season under Harbaugh's tenure. **2010:** Handled self-scouting of the defense and worked with the LBs in practice and meetings. **2009:** Joined the Ravens' coaching staff as head coach's assistant and assisted then-secondary coach Chuck Pagano with the DBs.

2005-08: (with Stanford) 2008: Named the team's defensive and special teams assistant...Helped the Cardinal defense finish 11th nationally in sacks per game (2.75). **2005-07:** Worked with the defense and special teams as a graduate assistant while earning a master's degree in liberal arts... Assisted with the defensive line (2007), linebackers (2006) and defensive backs (2005) and was also responsible for all opponent offensive breakdowns, tendency reports and scouting reports, as well as the direction of the opponent offensive scout team during practice...Also worked closely with special teams coordinator D.J. Durkin in all aspects of Stanford's special teams, serving as the position coach for the kickers, punters and long snappers.

COLLEGE: Was a punter for Vanderbilt (2001-04)... Graduated in 2005 with a bachelor's degree in economics and human organizational development.

PERSONAL: While an assistant football coach at Smyrna (TN) HS from 2003-04, he established a tutoring program to help student-athletes achieve NCAA eligibility... Played baseball and football at Hopkins School (New Haven, CT), and as quarterback led the football team to its first-ever 12-0 record and New England Prep School Class C Championship his senior year... Matt and his wife, Melissa, have a son, Bo.

COACHING BACKGROUND

YEARS	COLLEGE/PRO TEAM	POSITION
2005-07	Stanford	Graduate Assistant
2008	Stanford	Defensive & Special Teams Assistant
2009-11	Baltimore Ravens	Head Coach's Assistant
2012-13	Baltimore Ravens	Defensive Quality Control



2013 COACHING STAFF



RANDY BROWN KICKING CONSULTANT

COLLEGE: CATAWBA
BORN: 7/30/67, MARLTON, NJ
EXP. (NFL/RAVENS): 10/6

Works directly with the team's kicking group: K Justin Tucker, P Sam Koch (holder) and LS Morgan Cox on kicking fundamentals. Originally joined the Ravens in John Harbaugh's first year (2008), also spending time with the Eagles (2004-05) and Bears (1998-2000) in the NFL.



JAY HARBAUGH OFFENSIVE ASSISTANT

COLLEGE: OREGON STATE
BORN: 6/14/89, SAN DIEGO, CA
EXP. (NFL/RAVENS): 2/2

Works with the offensive coaching staff, providing statistical analysis, self-scouting reports and breakdowns of opposing defenses. Was an undergraduate assistant at Oregon State before joining the Ravens in 2012.



DAN PARSONS ASSISTANT TO THE HEAD COACH

COLLEGE: OHIO
BORN: 11/24/84, PORTLAND, ME
EXP. (NFL/RAVENS): 3/3

Assists head coach John Harbaugh in all areas, including day-to-day operations and office management and administration. After earning his master's in coaching education from Ohio, Parsons spent two years as the Ravens' operations intern before joining the coaching staff in 2012. He will earn his second master's (sports administration) from Fairleigh Dickinson in November.



DREW WILKINS FOOTBALL VIDEO OPERATIONS COORDINATOR

COLLEGE: MARYLAND
BORN: 8/20/87, DOYLESTOWN, PA
EXP. (NFL/RAVENS): 4/4

Working under the football video operations department, Wilkins assists the coaching staff with self-scouting, opponent tendencies, research and video cutups. Originally joined the Ravens as an intern in the football video department just before graduating from Maryland (2010).

ALL-TIME RAVENS COACHES

ROY ANDERSON

Defensive Assistant/Secondary - 2009-11

MARK ASANOVICH

Assistant Strength and Conditioning - 2002

TERYL AUSTIN

Secondary - 2011-13

JUNEY BARNETT

Asst. Strength & Conditioning - 2012-13

MAXIE BAUGHAN

Linebackers - 1996-98

BRIAN BILLICK

Head Coach - 1999-2007

CLARENCE BROOKS

Defensive Line - 2006-13

JASON BROOKS

Offensive Quality Control - 2009-12

JACOB BURNEY

Defensive Line - 1996-98

JIM CALDWELL

Offensive Coordinator - 2012-13

CAM CAMERON

Offensive Coordinator - 2008-12

MARK CARRIER

Secondary - 2006-09

JUAN CASTILLO

Run Game Coordinator - 2012-13

MATT CAVANAUGH

Offensive Coordinator - 1999-2004

JIM COLLETT

Offensive Line - 1999-2004

JACK DEL RIO

Linebackers - 1999-2001

JOHN "MOTHER" DUNN

Assistant Strength and Conditioning - 2008-11

LESTER ERB

Quality Control/Offense - 1997-98

VIC FANGIO

Linebackers - 2006-09

JIM FASSEL

Offensive Coordinator - 2004-06

JOHN FASSEL

Special Teams Assistant - 2005-07

KIRK FERENTZ

Assistant Head Coach/Offense - 1996-98

JEDD FISCH

Assistant Quarterbacks Coach - 2004-07

JEFF FITZGERALD

Linebackers - 2004-07

CHRIS FOERSTER

Offensive Line/Asst. Head Coach - 2005-07

JEFF FRIDAY

Strength and Conditioning - 1999-2007

FRANK GANSZ, JR.

Special Teams Coordinator - 2006-07

JOHN HARBAUGH

Head Coach - 2008-13

WADE HARMAN

Tight Ends - 1999-2013

CHRIS HEWITT

Special Teams Assistant - 2012-13

JIM HOSTLER

Wide Receivers - 2008-13

DONNIE HENDERSON

Secondary - 1999-2003

PAT HILL

Tight Ends - 1996

HUE JACKSON

Quarterbacks - 2008-09

MILT JACKSON

Wide Receivers - 1999-2000

MIKE JOHNSON

Wide Receivers - 2006-07

AL LAVAN

Running Backs - 1996-98

MARVIN LEWIS

Defensive Coordinator - 1996-2001

JOHNNIE LYNN

Secondary - 2004-05

MARWAN MAALOUF

Assistant Special Teams - 2008-11

ERIC MANGINI

Quality Control/Offense - 1996

RICHARD MANN

Wide Receivers - 1997-98

TED MARCHIBRODA

Head Coach - 1996-98

DON "WINK" MARTINDALE

Inside Linebackers - 2012-13

JOHN MATSKO

Offensive Line - 2008-10

GREG MATTISON

Defensive Coordinator - 2008-10

ANDY MOELLER

Offensive Line - 2008-13

TED MONACHINO

Linebackers - 2010-13

WILBERT MONTGOMERY

Running Backs - 2008-13

CHIP MORTON

Asst. Strength and Conditioning - 1999-2001

TONY NATHAN

Running Backs - 2006-07

RICK NEUHEISEL

Offensive Coordinator/Quarterbacks - 2005-07

MIKE NOLAN

Defensive Coordinator - 2001-04

SCOTT O'BRIEN

Special Teams - 1996-98

CHUCK PAGANO

Defensive Coordinator - 2008-11

DEAN PEES

Defensive Coordinator - 2010-13

MIKE PETTINE

Outside Linebackers - 2002-08

RUSS PURNELL

Special Teams - 1999-2001

ALVIN REYNOLDS

Defensive Backs - 1996-98

PAUL RICCI

Assistant Strength and Conditioning - 2002-07

BOB ROGUCKI

Strength and Conditioning - 2008-13

GREG ROMAN

Assistant Offensive Line - 2006-07

JERRY ROSBURG

Asst. Head Coach/Special Teams Coord. - 2008-13

REX RYAN

Asst. Head Coach/Defensive Coord. - 1999-2008

AL SAUNDERS

Senior Offensive Assistant - 2009-10

JIM SCHWARTZ

Quality Control/Defense - 1996-98

JOHN SETTLE

Quality Control/Special Teams - 1996-97

STEVE SHAFER

Assistant Head Coach/Secondary - 1999-2001

DAVID SHAW

Wide Receivers - 2002-05

MIKE SHEPPARD

Wide Receivers - 1996

DARRIN SIMMONS

Quality Control/Special Teams - 1998

JERRY SIMMONS

Strength and Conditioning - 1996-98

MATT SIMON

Running Backs - 1999-2005

MIKE SINGLETARY

Inside Linebackers - 2003-04

MIKE SMITH

Linebackers - 1999-2002

STEVE SPAGNUOLO

Senior Defensive Assistant - 2013

DON STROCK

Quarterbacks - 1996-98

BENNIE THOMPSON

Assistant Special Teams - 2000-05

DENNIS THURMAN

Secondary - 2002-07

CRAIG VER STEEG

Senior Offensive Assistant - 2008-13

TODD WASHINGTON

Assistant Offensive Line - 2011-13

MATT WEISS

Defensive Quality Control - 2009-13

KEN WHISENHUNT

Tight Ends - 1997-98

PHIL ZACHARIAS

Defensive Assistant - 2002-04

GARY ZAUNER

Special Teams Coordinator - 2002-05

JIM ZORN

Quarterbacks - 2010

Gold - current NFL head coaches



BALTIMORE
RAVENS

ERIC DeCOSTA ASSISTANT GENERAL MANAGER

COLLEGE: COLBY
BORN: 4/10/71, TAUNTON, MA
EXP. (NFL/RAVENS): 18/18

Eric DeCosta has been a part of the Ravens organization since the beginning. A graduate of the Ravens' "20/20 Club" (includes members of the team's personnel staff who started with the Ravens as young assistants and grew into evaluators with more input), DeCosta joined the franchise in an entry-level position in 1996. He moved up the personnel ranks, first as an area scout, then as director of college scouting (six years) and director of player personnel (three years) before his most recent promotion to assistant general manager (2012). DeCosta assists GM Ozzie Newsome in overseeing both the college scouting and pro personnel departments. The Taunton, MA, native was honored in 2005 by *The Sporting News* as one of the top young stars in sports and was selected to both the 2008 *Baltimore Business Journal* and *Baltimore Magazine* "40 Under 40" group. He also served on the eight-member committee to interview and select Ravens head coach John Harbaugh in 2008.

During DeCosta's tenure as scouting director, the Ravens drafted Pro Bowlers OLB Terrell Suggs ('03), DT Haloti Ngata ('06), G Ben Grubbs ('07), FB Le'Ron McClain ('07), G Marshal Yanda ('07) and RB Ray Rice ('08) and a number of other key contributors, including OLB Jarret Johnson ('03), C Jason Brown ('05) and Super Bowl XLVII MVP QB Joe Flacco ('08).

1996-2013: (with Baltimore) 2013: Ravens signed three-time Pro Bowl OLB Elvis Dumervil, D-linemen Chris Canty and Marcus Spears, and S Michael Huff as key free agents...In the draft, team's top two selections were S Matt Elam (first round, 32nd overall) and LB Arthur Brown (second round, 56th overall). **2012:** Promoted to assistant general manager following the NFL Draft...Strong moves both in free agency and the draft helped Baltimore win Super Bowl XLVII:



Eric DeCosta and general manager & executive vice president Ozzie Newsome attend Ravens practices together, working closely to make decisions on the team's football personnel.

OZZIE NEWSOME ON DeCOSTA

"While Eric continues to help and direct the personnel department, he has become a vital part of the decision-making process for everything we do in football."

free agent WR/RS Jacoby Jones, who earned his first Pro Bowl, rookie free agent K Justin Tucker, who went 30-of-33 on FGAs, and draft picks OLB Courtney Upshaw (second round), G Kelechi Osemele (second round) and RB Bernard Pierce (third round) each made significant contributions en route to the title. **2011:** Baltimore signed key free agents FB Vonta Leach, who earned two Pro Bowls with the Ravens (2011-12), and S Bernard Pollard, who started 26 games in two seasons (2011-12)...Team selected CB Jimmy Smith (Colorado) in the first round and standout WR Torrey Smith (Maryland) in the second round. **2010:** Ravens traded for Pro Bowl WR Anquan Boldin, added quality veteran free agent DE Cory Redding and strengthened team depth, including TEs Ed Dickson (third round) from Oregon and BYU's Dennis Pitta (fourth round) through the draft. **2009:** Promoted to director of player personnel, following six successful seasons as scouting director...Ravens drafted All-Rookie team honoree Ole Miss T Michael Oher (first round) and picked up CB Lardarius Webb (Nicholls State) in the third round of the draft...Also signed free agent K Billy Cundiff, who earned his first Pro Bowl in 2010. **2008:** Led the Ravens during the NFL Draft, selecting Delaware QB Joe Flacco (18th overall), the Super Bowl XLVII MVP, and Rutgers RB Ray Rice, a three-time Pro Bowler. **2007:** Ravens drafted 2011 Pro Bowl G Ben Grubbs (Auburn), the team's first-round pick (29th overall), and two-time Pro Bowl G Marshal Yanda (Iowa) in the third round. **2006:** Drafted All-Rookie Team standouts DT Haloti Ngata (12th overall), a four-time Pro Bowler, and S Dawan Landry (fifth round)...Baltimore also selected top-notch P Sam Koch (sixth round) out of Nebraska. **2005:** Selected All-Rookie Team honoree WR Mark Clayton (22nd overall) from Oklahoma, who had a record-breaking first year in Baltimore, and UNC C/G Jason Brown (fourth round). **2003:** Was named director of college scouting...Drafted 2011 NFL Defensive Player of the Year and 2003 Defensive Rookie of the Year OLB Terrell Suggs. **1998-2002:** Was the Ravens' Midwest area scout...Spent time researching and analyzing draft-day trades and helped evaluate free agent prospects for the pro personnel department...Worked with both the college and pro scouting staffs on the draft and free agency. **1998:** Was promoted to area scout after spending time in the fall of 1997 scouting the Midwest.

ERIC DeCOSTA

1995: (with Washington) Earliest NFL experience came with a training camp internship in the Redskins' player personnel department.

1993-95: (with Trinity College) 1994-95: In a graduate fellowship, Eric coached the defensive line and linebackers while earning his master's degree in English. **1993:** Was an intern coach for Trinity's wide receivers.

COLLEGE: Earned degrees in English and the classics from Colby, receiving dean's list honors (1990-92)...Was a three-year football letterman and captain at LB...As a senior, he was selected as the Millett Award recipient for outstanding athletic contributions over his four years.

PERSONAL: Attended Taunton (MA) HS, where he played FB and LB, earned three varsity letters, and as a senior, was voted team captain...Is active with a number of charities, including the Sports Boosters of Maryland and the Boys and Girls Club...Has assisted with countless fundraisers and

other charitable events for those organizations...DeCosta also serves on the Board of Directors for the Maryland SPCA...In the Spring of 2013, Eric was a celebrity judge at the charity's annual fundraiser, the March for the Animals, which raised over \$350,000 for animals in need...Each of the last four years, Eric has been asked by the Ravens All Community Team Foundation to review scholarship applications and interview high school candidates for the Ravens Scholars program...The initiative, which was created in 2010, awards a \$5,000 renewable scholarship (up to \$20,000 per scholar) to five local high school students each year...Eric and his wife, Lacie, are actively involved with The Family Tree, a nonprofit organization in Maryland dedicated to preventing child abuse and providing families with solutions...The couple also supports the Irvine Nature Center, an environmental education center...Eric, Lacie, their daughter, Jane Elizabeth (10), and two sons, Michael Litz (6) and Jackson James (2), reside in Baltimore.

SUCCESS ACROSS THE DRAFT BOARD

Since the team's first year (1996) in Baltimore, the Ravens organization has been praised for its success selecting players throughout the draft. Hall of Famer Jonathan Ogden was tabbed with the franchise's first-ever draft pick, followed closely by future Hall of Famer Ray Lewis, who was the second first-round pick in 1996. The team has also found gems in lower rounds like Jarret Johnson (fourth round), Dennis Pitta (fourth) and Adalius Thomas (sixth) and has excelled with the signings of rookie free agents who became starters and made key contributions:

Rd. Players (Year Drafted)

- 1 Hall of Famer Jonathan Ogden ('96), Future Hall of Famer Ray Lewis ('96), Todd Heap ('01), Future Hall of Famer Ed Reed ('02), Terrell Suggs ('03), Haloti Ngata ('06), Joe Flacco ('08) & Michael Oher ('09)
- 2 Jamie Sharper ('97), Ray Rice ('08), Torrey Smith ('11), Courtney Upshaw ('12) & Kelechi Osemele ('12)
- 3 Casey Rabach ('01), Marshal Yanda ('07), Lardarius Webb ('09), Ed Dickson ('10) & Bernard Pierce ('12)
- 4 Edwin Mulitalo ('99), Jarret Johnson ('03), Le'Ron McClain ('07) & Dennis Pitta ('10)
- 5 Jermaine Lewis ('96), Dawan Landry ('06), David Reed ('10) & Pernell McPhee ('11)
- 6 Adalius Thomas ('00), Chester Taylor ('02), Sam Koch ('06) & Haruki Nakamura ('08)
- RFA Mike Flynn ('97), Priest Holmes ('97), Will Demps ('02), Bart Scott ('02), Ma'ake Kemoeatu ('02), Jameel McClain ('08), Dannel Ellerbe ('09), Morgan Cox ('10) & Justin Tucker ('12)



TE Dennis Pitta
(fourth round, 2010)

Draft Quick Hit: The Ravens are one of a short list of teams that do not belong to the National Football Scouting group, which provides member teams a list of and reports on players eligible for the draft. "We make our own list, and that means we look at all players on a college roster," Eric DeCosta says. "We do a lot of cross-checking. A number of us in the department look at everyone, and then we have the area scouts look at certain players from other regions so we get multiple grades and opinions on all the players."



BALTIMORE
RAVENS

PAT MORIARTY

SENIOR VICE PRESIDENT OF FOOTBALL ADMINISTRATION

COLLEGE: GEORGIA TECH

BORN: 5/19/55, CLEVELAND, OHIO

EXP. (NFL/RAVENS): 21/18 (1 PLAYING / 20 FRONT OFFICE)

Pat Moriarty, the team's senior vice president of football administration, has been a key part of the franchise since 1994. A longtime member of the Ravens' personnel staff, Moriarty was one of the NFL's original "capologists." He is responsible for the management and strategic planning of the Ravens' salary cap. Moriarty's NFL career began as a rookie free agent RB for the Browns in 1979. The Cleveland native negotiates all of the Ravens' player contracts, oversees salary cap administration, roster management and the day-to-day operations of the player personnel department. Moriarty is the key liaison with the NFL Management Council and Players Association. Over the course of 20 years, Moriarty has negotiated player contracts totaling over \$1 billion. He has negotiated contracts for 20 Ravens first-round draft choices, as well as numerous free agents. He also analyzes draft-day trades during the NFL selection process each spring. Moriarty works closely with GM Ozzie Newsome in many areas, including helping to coordinate the budgets of the scouting, coaching, equipment, football video, training, and strength and conditioning departments. In 2008, Moriarty was part of an eight-member committee to select head coach John Harbaugh.

1996-2013: (with Baltimore) 2013: Re-signed Super Bowl XLVII QB Joe Flacco to a six-year contract...Signed free agents DL Chris Canty, OLB Elvis Dumervil, S Michael Huff and DT Marcus Spears to multi-year deals. **2010-12:** Extended the contracts of defensive starters S Bernard Pollard and CB Lardarius Webb ('12) and negotiated a long-term deal for P Sam Koch ('11)...Ravens traded for and then signed Pro Bowl WR Anquan Boldin ('10) and signed standout free agent DE Cory Redding. **2008-09:** In 2009, team re-signed LB Ray Lewis to finish his career in Baltimore and added quality free agent veterans, including six-time Pro Bowl C Matt Birk, K Billy Cundiff, CB Domonique Foxworth and CB/RS Chris Carr, to improve the roster...Ravens signed Pro Bowl special teamer Brendon Ayanbadejo in 2008 to bolster the roster. **2005-07:** Ravens traded for QB Steve McNair in 2006, and in 2007, for RB Willis McGahee, who earned his first Pro Bowl with Baltimore...Moriarty also re-negotiated the contracts of two key Ravens defensive players: NT Kelly Gregg and Pro Bowl S Ed Reed...Also re-signed OLB Jarret Johnson and Pro Bowl LB Bart Scott...In free agency, Moriarty negotiated the contracts

for key additions DE Trevor Pryce, WR Derrick Mason and CB Samari Rolle...Named VP of football administration in '05. **1997-2004:** Re-negotiated the contracts of several other pivotal players, including Pro Bowlers TE Todd Heap, LB Ray Lewis and T Jonathan Ogden, allowing the team to remain competitive while staying within the confines of the salary cap. **1996:** When the franchise moved to Baltimore, Moriarty was named the organization's chief financial officer.

1994-95: (with Cleveland) Joined the Browns' front office in 1994 as the director of business operations.

1982-93: Was involved in commercial banking in the Cleveland area. **1988-93:** Worked for Key Bank in Cleveland in the corporate lending division.

1980-81: Spent NFL training camps with the Cleveland Browns and Miami Dolphins.

NFL PLAYER (1979): Signed as a rookie free agent RB with Cleveland...Scored 2 TDs and also played on special teams.

COLLEGE/PERSONAL: Earned a bachelor's degree in industrial management from Georgia Tech, where he was a three-year starter at RB...Later earned his master's degree (1993) in business administration from John Carroll University...Earned All-State honors in both football and track at Benedictine (Cleveland, OH) HS and was inducted into the school's athletic Hall of Fame in 2002...Brother, Tom, played five years in the NFL as a DB, four with Atlanta and one with Pittsburgh...Moriarty, who is on the NFL Management Council's Working Club Executive Committee for the 10th-straight year, is a graduate of the University of Baltimore School of Law...Has been a guest speaker at numerous events, including Loyola University, Univ. of Maryland Law School, Univ. of Maryland Business School and the Univ. of Baltimore School of Law, where he spoke on sports and entertainment law...Moriarty is also on the Board of Advisors for the University of Baltimore School of Law...Has participated in the annual Ravens' event, A Purple Evening (football sessions for women), speaking on the NFL's salary cap...He and his wife, Lynn, are the parents of son, Kevin (25), who works at the technical staffing firm Fortitude Systems (McLean, VA), and played midfield on the 2012 NCAA National Championship Loyola University lacrosse team, and daughters, Laura (22), a recent graduate of UNC-Wilmington, and Katherine (19), a freshman at Fairfield University.

"Pat is an 'impact player' in our organization. He is thorough and sound, plus creative in the structure of contracts. He has a working knowledge of every team's salary cap structure and knows the ins and outs of working with the league office. His management of our cap helped us win our two Super Bowls (2000 and 2012)."

— General Manager & Executive Vice President Ozzie Newsome





BALTIMORE
RAVENS

VINCENT NEWSOME DIRECTOR OF PRO PERSONNEL

COLLEGE: WASHINGTON
BORN: 1/22/61, BRAINTREE, ENGLAND
EXP. (NFL/RAVENS): 31/18 (10 PLAYING / 21 SCOUTING)

Vincent Newsome is in his fifth year as the team's director of pro personnel. Newsome oversees the team's pro scouting efforts, including evaluating NFL free agent talent, providing the coaching staff with advance scouting reports of upcoming opponents and conducting free agent workouts throughout the year. He works closely with GM Ozzie Newsome in analyzing NFL rosters, reviewing the waiver wire daily, and coordinating and evaluating each year's free agency market. Newsome also works with VP of football administration Pat Moriarty in providing background on players, specifically to assess their talent level and decide a salary cap value. In 2008, he served on the eight-member committee to interview and select Ravens head coach John Harbaugh. Newsome originally joined the franchise's personnel department in 1993, following a 10-year career as a safety in the NFL.

1996-2013: (with Baltimore) 2013: Was selected to attend the NFL's Career Development Symposium for upper management personnel at the Wharton School of Business in Philadelphia...Ravens bolstered roster following Super Bowl XLVII victory with Pro Bowl OLB Elvis Dumervil, DLs Chris Canty and Marcus Spears and S Michael Huff. **2011-12:** Ravens acquired key free agents in WR/RS Jacoby Jones ('12), who earned his first Pro Bowl in 2012 and three-time Pro Bowl FB Vonta Leach and S Bernard Pollard in 2011. **2010:** Ravens traded for Pro Bowl WR Anquan Boldin, who provided solid leadership and was a key contributor in the team's Super Bowl XLVII victory. **2009:** Named the Ravens' director of pro personnel in January...Assisted in evaluating and acquiring free agents C Matt Birk (six-time Pro Bowler), CB/RS Chris Carr and CB Domonique Foxworth. **2003-08:** Was the team's assistant director of pro personnel for six years, handling advance scouting of Ravens opponents, as well as evaluating talent in the CFL...Newsome conducted free

agent workouts during the regular season and assisted the college scouting staff by evaluating talent for the NFL Draft... Baltimore secured a number of key free agents, including three-time Pro Bowl special teamer Brendon Ayanbadejo and important utility CB Frank Walker. **2000-02:** Was the Ravens' western college supervisor, covering players from California to Wisconsin. **1996-99:** Became the Ravens' West area scout upon the team's move to Baltimore...Over the years, key acquisitions from Newsome's scouting area have had success and are recognized league-wide, including Pro Bowlers T Jonathan Ogden, CB Chris McAlister, TE Todd Heap and OLB Terrell Suggs, the 2003 Defensive Rookie of the Year and 2011 NFL Defensive Player of the Year.

1993-95: (with Cleveland) Spent three years as a special assignment scout evaluating skill positions nationally... Joined the Browns' personnel department after retiring from the NFL after an 11-year playing career in the spring of 1993.

NFL PLAYER (1983-93): Was a standout safety for the Los Angeles Rams and Cleveland Browns...His 10-year career totals include 763 tackles (526 solo), 4 sacks, 62 PD, 17 INTs, 7 FFs and 9 FRs...Led the Rams in tackles his last two seasons... Was honored by his Rams teammates in 1989 with the Ed Block Courage Award after missing 10 games with a neck injury...In 1985, was both the Rams' Special Teams Player of the Year and a *Sports Illustrated* All-Pro at safety...Was originally a fourth-round draft selection by the Rams in 1983.

COLLEGE/PERSONAL: Earned honorable mention All-America honors as a DB his senior year at Washington... Led the secondary with 69 tackles and recorded 4 INTs... Was president of Alpha Phi Alpha fraternity and majored in psychology...Attended Vacaville (CA) HS, where he was a three-sport athlete (football, basketball and track)...Vincent and his wife, Tasha, have three daughters, Candace, Emerald and Victoria.

SUPER BOWLS SINCE 2000

The Baltimore Ravens have won two Super Bowl titles during their 17-year history, capturing the Lombardi Trophy in 2000 and 2012. Baltimore is just one of four NFL franchises to win multiple World Championships since 2000.

MOST SUPER BOWL TITLES SINCE 2000 SEASON



Titles	Team	Seasons
3	New England Patriots	2001, 2003, 2004
2	Baltimore Ravens	2000, 2012
2	New York Giants	2007, 2011
2	Pittsburgh Steelers	2005, 2008





BALTIMORE
RAVENS

JOE HORTIZ DIRECTOR OF COLLEGE SCOUTING

COLLEGE: AUBURN
BORN: 11/8/75, PHILADELPHIA, PA
EXP. (NFL/RAVENS): 16/16

Joe Hortiz is in his fifth year as the Ravens' director of college scouting. He directs the Ravens' college scouting process, coordinating the schedules and cross-checking duties of the area scouts. Hortiz also manages the team's draft preparation and the evaluation and ranking process of hundreds of NFL draft-eligible prospects. Hortiz, who joined the organization in 1998, spent eight years as a scout for Baltimore, covering the Northeast and Southeast regions before becoming a national scout for three seasons (2006-08). In 2007, Baltimore selected Auburn G Ben Grubbs (29th overall), who was scouted by the fellow Auburn alum Hortiz and became a Pro Bowler in 2011 with the Ravens. A graduate of the Ravens' "20/20 Club," (see below), Hortiz originally joined Baltimore as a personnel assistant in 1998.

1998-2013: (with Baltimore) 2013: Team selected Florida S Matt Elam (32nd overall) in the first round. **2012:** Ravens drafted Alabama OLB Courtney Upshaw (second round), Iowa State G Kelechi Osemele (second) and Temple RB Bernard Pierce (third), all of whom helped the Ravens win Super Bowl XLVII. **2011:** Selected CB Jimmy Smith (Colorado) and WR Torrey Smith (Maryland) in the first two rounds... Torrey set team rookie receiving records in catches (50), yards (841) and TDs (7). **2010:** Ravens drafted key contributors TEs Ed Dickson (third round) and Dennis Pitta (fourth), DE Art Jones (fifth) plus WR/RS David Reed, who had the NFL's longest KOR (103 yards), setting a then-franchise record in 2010. **2009:** Promoted to director of college scouting after eight years as a college scout...In Hortiz's first draft as head of college scouting, Baltimore selected All-Rookie team

performer T Michael Oher (Mississippi) with the 23rd-overall selection and CB/RS Lardarius Webb (Nicholls State). **2008:** Scouted players across the country, with a primary focus on the eastern half, where seven of 10 Ravens draft picks were selected in the '08 NFL Draft...Was invited to introduce Grubbs at the Ravens Roost No. 7's annual Extra Effort Award banquet in April. **2007:** Team's first-round draft pick Grubbs was selected from Joe's focus area and attended his alma mater. **2006:** Promoted to national scout...Was tasked with covering the eastern half of the country, including the Big East, Big Ten, MAC, ACC, SEC and Conference USA. **2003-05:** Served as Ravens Southeast area scout and covered the SEC, ACC and C-USA. **2001-02:** Scouted the Northeast. **1998-2000:** Worked both with the pro and college scouting staffs as a football personnel assistant...Responsibilities included assisting GM Ozzie Newsome and vice president of football administration Pat Moriarty, who manages the salary cap, and performing "the box" workout at schools across the country for three spring seasons.

COLLEGE/PERSONAL: While earning his B.S. in accounting from Auburn, Joe was an undergraduate assistant coach for Terry Bowden and the Tigers' football team from 1995-97...Worked with both the QBs and WRs and also coached the scout team LBs and secondary...Also coordinated Auburn's summer football camps...Son of Joe and Marlene Hortiz, Joe attended Salesianum (Wilmington, DE) HS...He and his wife, Jennifer, have four sons, Joey (6), Jack (5), Jameson (2) and newborn Julian.

THE "20/20 CLUB"

The Ravens' "20/20 Club" includes members of the team's personnel staff who started with the Ravens as young assistants and grew into evaluators with more input. The term "20/20" refers to hiring 20-year-olds for \$20,000. According to GM Ozzie Newsome: "The guys actually started when they were a little older than 20 and for more than \$20,000, but that's what we call them."

"20/20 CLUB" GRADUATES (includes current personnel staff)

Name	Joined Ravens	Current Title
George Kokinis	1991 (with Browns)	Senior Personnel Assistant
Eric DeCosta	1996	Assistant General Manager
Joe Hortiz	1998	Director of College Scouting
Chad Alexander	1999	Assistant Director of Pro Personnel
Joe Douglas	2000	National Scout
Mark Azevedo	2005	Northeast Area Scout
David Blackburn	2007	West Area Scout
Ian Cunningham	2008	Southeast Area Scout



BALTIMORE
RAVENS

GEORGE KOKINIS SENIOR PERSONNEL ASSISTANT

COLLEGE: HOBART
BORN: 2/27/67, WETHERSFIELD, CT
EXP. (NFL/RAVENS): 23/17

George Kokinis began his NFL career with the Cleveland Browns in 1991, moving with the franchise to Baltimore in 1996. He advanced through the scouting ranks, ultimately becoming the Ravens' director of pro personnel for six seasons (2003-08). Kokinis was hired to be the Cleveland Browns' general manager in 2009. As a longtime member of Ozzie Newsome's staff, Kokinis returned to the franchise in 2010, bringing a wealth of experience and knowledge back to Baltimore.

2010-13: (with Baltimore): Assists in the evaluation of the team's college and pro personnel...Also joins the defensive staff on game day in identifying personnel. **2010:** Re-joined the team as the Ravens' senior personnel assistant.

2009: (with Cleveland) 2009: Named the Browns' general manager on Jan. 26, 2009.

1996-2008: (with Baltimore) 2003-08: Kokinis became the team's director of pro personnel in 2003, overseeing all aspects of the pro football personnel department...In his six years as director, his role included assisting evaluating free agent talent, monitoring waiver wire transactions, and handling contract negotiations for later-round draft picks. **2000-02:** Promoted to the Ravens' assistant director of pro

personnel in 2000...Conducted the advance scouting of Ravens opponents and provided reports to the coaches. **1996-99:** Was the Ravens' Northeast area scout for four years before moving over to pro personnel...Moved to Baltimore with the Modell franchise.

1991-95: (with Cleveland) Began his NFL scouting career with the Browns in 1991 after serving an internship in the team's operations department.

COLLEGE/PERSONAL: Graduated from Hobart College with a B.A. in psychology and earned his master's degree in sports management at the University of Richmond (1991), while working as a graduate assistant coach for the Spiders' baseball team...He played both football and baseball during his collegiate career, earning ECAC Baseball Player of the Year honors in 1989 as a pitcher for the Statesmen, and was selected to represent the conference in a New York vs. New Jersey All-Star Game played at Yankee Stadium...A two-sport athlete at Wethersfield (CT) HS, Kokinis received the John Warren Potter Memorial Award, which recognizes competitiveness, school and team spirit and outstanding character...George and his wife, Elizabeth, have a daughter, Marissa (14), and twins Peter and Ella (9).

TOP 10 SUCCESS

The Ravens have chosen seven players in the Top 10 of the first round in 17 NFL Drafts (1996-2013). Of those, five – **T Jonathan Ogden** (4th overall, 1996), **LB Peter Boulware** (4th overall, 1997), **CB Chris McAlister** (10th overall, 1999), **RB Jamal Lewis** (5th overall, 2000) and **OLB Terrell Suggs** (10th overall, 2003) – have earned at least one trip to the Pro Bowl. Two of those players – Boulware and Suggs – also earned Rookie of the Year honors. Then, in 2011, Suggs (below, left) became the third Ravens player to be named NFL Defensive Player of the Year, joining **LB Ray Lewis** (2000 & 2003) and **S Ed Reed** (2004). On Aug. 3, 2013, Ogden (below, right) became the first-ever original Raven Pro Football Hall of Famer.





BALTIMORE
RAVENS

O.J. BRIGANCE

SENIOR ADVISOR TO PLAYER DEVELOPMENT

COLLEGE: RICE
BORN: 9/29/69, HOUSTON, TX
EXP. (NFL/RAVENS): 17/11 (7 PLAYING / 10 FRONT OFFICE)

O.J. Brigance, a former Ravens and Baltimore Stallions (CFL) LB, is the Ravens' senior advisor to player development. Brigance, who has three championship rings – two Super Bowl rings with the Ravens (2000 and 2012) and a CFL Grey Cup ring with the Baltimore Stallions (1995) – has been an inspiration to the entire Ravens organization for his perseverance and courage while fighting Lou Gehrig's Disease (Amyotrophic Lateral Sclerosis) the past six-plus years. The NFL has honored Brigance many times, earning the Best Overall Player Development Program award for two straight years (2005-06) and also receiving the Most Outstanding Internship Program Award in 2005. In 2007, the NFL once again honored Brigance's program, this time with the Outstanding Continuing Education Program Award. In 2008, the Ed Block Courage Award Foundation also saluted O.J. with its Johnny Unitas Tops in Courage Award for his strength in his battle against ALS. Brigance played seven years for three NFL teams (Miami, Baltimore and St. Louis) before joining the Ravens' front office in 2004.

2004-13: (with Baltimore) Works closely with director of player development Harry Swayne to assist all Ravens players with each phase of their careers...Has made significant contributions to the Ravens' player development program, including organizing a number of player internships in high school football programs, financial institutions and real estate groups...The life skills programs O.J. has provided to the players each year have been highly effective...Brigance's wife, Chanda, has also been very active with the organization, having spent a number of years as the Lady Ravens group facilitator...She coordinated the involvement of the players' and coaches' spouses and significant others with team-related events, including the Ravens' Family Food Drive and

other charity functions and team-building activities. **2008:** Brigance earned an Emmy Award as the host of the team's weekly TV show, *Ravens Report*. **2007:** After being diagnosed with ALS, Brigance has chosen to make the most of the opportunity by partnering with the Johns Hopkins University Packard Center for ALS Research and becoming their ALS ambassador...O.J. has been the honorary chair of the annual Fiesta 5K run six times (2008-13), and it has raised over \$1 million in those six years...The organization has supported O.J. and the event each year, drawing the entire Ravens team in 2008 to run in the race...He also established his own foundation, the Brigance Brigade Fund (brigancebrigade.org), which raises awareness and money for ALS research and patient services. **2005:** Lady Ravens participated in the team's Hurricane Katrina relief collection...Chanda has also organized seminars for the group on benefits, financial education and empowerment.

NFL/PRO PLAYER: 2001-02: (with St. Louis) Brigance retired from the NFL after a two-year stint with the Rams.

2000: (with Baltimore) Significant special teams contributor on the Ravens' Super Bowl championship squad...Was second on team with 25 special teams tackles and led Ravens with 10 special teams stops in the postseason, including the very first special teams tackle in Super Bowl XXXV.

1996-99: (with Miami) Entered the NFL with the Miami Dolphins as a free agent...Was voted team captain twice in four seasons...His Dolphins teammates also selected him as the Ed Block Courage Award recipient in 1999...Brigance was involved in a number of different community organizations, including Habitat for Humanity, Cystic Fibrosis Foundation and the Daily Food Bank. **1999:** Honored with the NFLPA's *Unsung Hero Award*.

1994-95: (with Baltimore Stallions) Helped the CFL team earn a Grey Cup Championship in 1995.

1991-93: (with British Columbia Lions) Brigance's professional football career began in the CFL with the British Columbia Lions...Spent three seasons with the Lions (1991-93) and was named an All-Conference LB.

COLLEGE/PERSONAL: Graduated from Rice with a degree in managerial studies in 1992...Four-year letterman and three-year starter at LB...Brigance, who served on the board of directors for Aunt Hattie's Place, a home for young men, received the NFL's Winston/Shell Award in 2005, given annually to the player development director who demonstrates commitment and dedication in developing unique and innovative ideas and solutions to advance the mission of player development.



O.J. and Chanda



BALTIMORE
RAVENS

HARRY SWAYNE DIRECTOR OF PLAYER DEVELOPMENT

COLLEGE: RUTGERS
BORN: 2/2/65, PHILADELPHIA, PA
EXP. (NFL/RAVENS): 26/8 (15 PLAYING / 11 FRONT OFFICE)

Harry Swayne is in his fourth year as the Ravens' director of player development. Swayne, an offensive tackle on Baltimore's Super Bowl XXXV championship team, oversees the day-to-day responsibilities of the player development department, including assisting players with their career transition into, during and after their time in the NFL. He helps focus their attention on financial education and family assistance, ensuring each player has the support he needs. Swayne, who has four Super Bowl rings – including the Ravens' Super Bowl XLVII Championship in 2012 – played tackle for five teams (TB, SD, Den., Bal. and Mia.).

2008-13: (with Baltimore) 2012: Completed the NFL's Athlete Development Professional Certification Program at The Wharton School. **2011:** Named to the NFL's Player Engagement Steering Committee by his fellow NFL player development directors. **2010:** Promoted to director of player development. **2009:** NFL awarded the Ravens as the Continuing Education Program of the Year. **2008:** Re-joined the Ravens as the assistant director of player programs.

2003-07: (with Chicago) Was the Bears' team chaplain for five

years, following a year-long internship with Rod Hairston, the Ravens' team chaplain.

NFL PLAYER (1987-2001): Was originally drafted (seventh round) by Tampa Bay in 1987 as a DE, but switched to tackle after three seasons (1987-90)...Spent six years with the San Diego Chargers (1991-96), contributing to the team's 1994 AFC Championship... Signed with the Denver Broncos in 1997 and earned his first two Super Bowl rings (1997-98)...Joined the Ravens as a free agent in 1999 and received his third Super Bowl ring – as the starting RT – after Baltimore's 34-7 victory over the Giants in Super Bowl XXXV...Swayne retired from the NFL as a player after the 2001 season in Miami.

COLLEGE/PERSONAL: Swayne played football and basketball at Cardinal Dougherty (Philadelphia, PA) HS...He earned a degree in physical education from Rutgers in 1990 and is currently working towards his Masters in counseling at Liberty University...Harry and his wife, Dawn, have five children: daughters Tosca (14), Sheri (9) and Nina (8) and sons Chris (13) and Rod (6).



BALTIMORE
RAVENS

CHAD ALEXANDER ASSISTANT DIRECTOR OF PRO PERSONNEL

COLLEGE: WAKE FOREST
BORN: 2/17/75, MEMPHIS, TN
EXP. (NFL/RAVENS): 15/15

Chad Alexander was promoted to the team's assistant director of pro personnel in 2009, following six years as an area scout covering three regions of the country for the Ravens. He works closely with director of pro personnel Vincent Newsome in evaluating NFL talent, providing advance scouting reports on upcoming opponents for the coaching staff, and assisting with free agent workouts. For eight years, Chad annually represented the Ravens at the NFL Draft in New York.

1999-2013: (with Baltimore) 2010: Ravens traded for Pro Bowl WR Anquan Boldin. **2009:** Promoted to assistant director of pro personnel following the '09 draft...Team selected first-round draft pick T Michael Oher (Ole Miss) and third-round pick CB Lardarius Webb (Nicholls State) from Chad's '08 scouting region (Southeast). **2008:** Alexander transitioned to the Southeast area after the NFL Draft in April. **2005-07:** Spent three seasons as Baltimore's Midwest area scout. **2003-04:** Spent two years as the team's West area scout...During that time, the Ravens

picked a number of players from his area, including OLB Terrell Suggs, the 2011 Defensive Player of the Year. **1999-2002:** Helped pro personnel staff scout free agents and assisted with advance scouting reports of opponents...Also monitored NFL practice squads, ranking players for potential signings...Assigned to scout colleges across the country for cross-checking duties. **1999:** Joined the Ravens as a pro personnel assistant.

COLLEGE/PERSONAL: Played FB at Wake Forest for four years...Earned a degree in communications...Worked for a year at an elementary school for children with behavioral disorders in Minneapolis, MN...Was an All-District football selection at Coppell (TX) HS...Also ran track for the Coppell Cowboys...Son of Hubbard Alexander, a former NFL WRs coach who won two championships while coaching receivers at the University of Miami (1983 and 1987) and three while coaching the Dallas Cowboys' receivers (1992, 1993 and 1995).



BALTIMORE
RAVENS

MARK AZEVEDO NORTHEAST AREA SCOUT

COLLEGE: COLBY
BORN: 2/17/82, PLYMOUTH, MA
EXP. (NFL/RAVENS): 9/9

Mark Azevedo is in his first year as the Ravens' Northeast area scout and covers schools from the ACC, Atlantic 10, Big East, Big Ten, Ivy League, MAC, MEAC and SEC. Following each year's draft, Azevedo also assists national scout Joe Douglas in coordinating the post-draft free agent signing process. He is also assigned to evaluate collegiate running backs, viewing tape and ranking those considered "draftable" by the Ravens.

2005-13: (with Baltimore) Works with national scout Joe Douglas in coordinating the team's post-draft free agent signing process.

2013: Named team's Northeast area scout. **2012:** Following the draft, was elevated to cover the Southeast area, including the SEC and ACC, among other southern conferences. **2010:** Named an area scout and assisted with the evaluation of college talent in the Southeast, Southwest and Midwest regions. **2009:** Named a pro scout for the Ravens following the draft...Also served as one of two advance scouts (with assistant director of pro personnel Chad Alexander) for seasonal opponents. **2007-08:** Worked on team advance reports for the pro personnel department...Also evaluated talent from 20 colleges covering the East Coast from

Maine to Virginia...Assisted VP of football administration Pat Moriarty study player contracts and salaries...Helped track and evaluate upcoming free agents...Coordinated pre-draft player visits. **2006:** Advanced the opponents' special teams units.

2004: (with Springfield College) Graduate assistant coach for the FBs...Assisted with recruiting in the states of Florida, Massachusetts and Pennsylvania.

2003: (with Colby College) Worked with the football staff as a student with graduate assistant responsibilities.

COLLEGE/PERSONAL: A four-year contributor at TE for Colby College...Won the Paul "Ginger" Frazier award after his senior season...Graduated with a degree in American studies and minor in administrative science in 2004...Attended Silver Lake Regional (Kingston, MA) HS, where he was captain of the football team his senior year, earning two letters...Also earned one letter in track...His wife, Meghan, worked in the Ravens front office for three years...Son of Dennis and Diane Azevedo.



BALTIMORE
RAVENS

DAVID BLACKBURN WEST AREA SCOUT

COLLEGE: DePAUW
BORN: 5/26/82, INDIANAPOLIS, IN
EXP. (NFL/RAVENS): 7/7

David Blackburn, who has been with the team since 2007, was named an area scout following the 2012 NFL Draft. As the team's West area scout, Blackburn covers schools from the PAC-12, Mountain West, Sun Belt and WAC conferences. Blackburn is also assigned to evaluate collegiate quarterbacks and tight ends, viewing tape and ranking those considered "draftable" by the Ravens.

2007-13: (with Baltimore) **2013:** Named West area scout. **2012:** Named an area scout following the draft. **2007-11:** After joining the team as a player personnel assistant in 2007, Blackburn served a number of roles within the team's scouting department, including preparing advance scouting reports of upcoming opponents, analyzing free agent prospects for pro personnel, scouting draftable collegiate players at multiple schools and helping coordinate in-season free agent player workouts/visits.

2006: (with Butler University) Graduate assistant coach for the defensive backs.

COLLEGE/PERSONAL: Graduated from DePauw with a degree in economics and minor in history in 2004...Was a four-year starter and captain (senior year) at cornerback for the Tigers, becoming the school's only four-time All-SCAC (Southern Collegiate Athletic Conference) selection...In 2005, David was named to the SCAC's 15th Anniversary Football Team...Earned a spot in the Management Fellows Program for business and entrepreneurship at DePauw...Was a captain at safety for Ben Davis (Indianapolis, IN) HS, the same school that Ravens WR Tandon Doss attended...Ben Davis was undefeated (15-0) and won the 5A State Championship during Blackburn's senior year...Also played baseball (four years) and basketball (two years) in high school...Is engaged to Kishia Denniger.



BALTIMORE
RAVENS

IAN CUNNINGHAM SOUTHEAST AREA SCOUT

COLLEGE: VIRGINIA
BORN: 5/3/85, JACKSONVILLE, NC
EXP. (NFL/RAVENS): 6/6

Ian Cunningham was promoted to Southeast area scout after the 2013 NFL Draft. He covers schools from the SEC and ACC, among other southern conferences. Cunningham originally joined the Ravens in 2008, spending his first five seasons as a player personnel assistant. He served a number of roles within the team's personnel department, including preparing advance scouting reports of upcoming opponents, helping target and analyze free agent prospects for pro personnel, working with senior VP of football administration Pat Moriarty with draft-day trades and helping format the rookie wage scale for draft picks.

2008-13: (with Baltimore) 2013: Named the team's Southeast area scout following the draft. **2008-12:** Joined the Ravens as a player personnel assistant...Cunningham worked in both college and pro scouting in a number of roles...Led half of the advance scouting reports on Ravens upcoming opponents...Helped with targeting free agent prospects...Assisted with draft-day trades and the rookie wage scale.

COLLEGE/PERSONAL: Cunningham earned his bachelor's degree in psychology (2007) and his master's in education (2008) from the University of Virginia...Started 30 games at G/C for the Cavaliers, earning honorable mention freshman All-American by *Rivals.com*...Made the ACC All-Freshman Team by *The Sporting News*...Earned an ACC player of the week award vs. UNC, also making the ACC Honor Roll as a junior in 2006...Started all four years on the offensive line at Hebron (Carrollton, TX) HS, earning a number of honors: first-team All-State by *AP*, class AAAA All-State, All-Area, All-County and All-District as a senior offensive tackle...Ian was also a finalist for class AAAA Offensive Player of the Year honors, the only lineman among five finalists...Earned first-team All-Area by *The Dallas Morning News*...Also started on the defensive line his final three seasons, earning second-team All-District as a D-lineman as a senior...Played in the U.S. Army All-American Bowl in San Antonio following his senior year.



BALTIMORE
RAVENS

JOE DOUGLAS NATIONAL SCOUT

COLLEGE: RICHMOND
BORN: 7/20/76, RICHMOND, VA
EXP. (NFL/RAVENS): 14/14

Joe Douglas was named the team's national scout after the 2012 NFL Draft, following three years as Southeast area scout (2009-11). He covers schools across the country, focusing mainly on the southern half of the U.S. Douglas, who originally joined Baltimore as a player personnel assistant in 2000, organizes and coordinates the post-draft undrafted free agent signing process along with Northeast scout Mark Azevedo. The Ravens have been extremely successful signing rookie free agents over the years. Some recent examples include LBs Jameel McClain ('08), Dannell Ellerbe ('09), and Albert McClellan ('10), and K Justin Tucker ('12).

2000-13: (with Baltimore) 2012: Named national scout. **2009-11:** Southeast area scout and also evaluated DBs: Ravens drafted key contributor CB/RS Lardarius Webb in '09...Ravens selected T Jah Reid (Central Fla.), DE Pernell McPhee (Miss. St.) and RB Anthony Allen (Ga. Tech) from Douglas' area in '11. **2008:** Evaluated players on the entire East Coast...Played a key role in scouting and evaluating Ravens first-round pick QB Joe

Flacco and second-round pick RB Ray Rice. **2003-07:** Scouted the Northeast for the Ravens and cross-checked the O-line: Ravens drafted '11 Pro Bowlers G Ben Grubbs and G Marshal Yanda. **2000-02:** Worked mainly with the college scouting staff in a number of roles, including coordinating college workouts and draft visits, plus spring and fall scouting...Was also in charge of the team's college video library and assisted the pro personnel department in the advance special teams evaluations of the Ravens' opponents and unrestricted free agents.

COLLEGE/PERSONAL: A communications major and sports administration minor at Richmond, Douglas started 45-straight games at tackle, earning All-Atlantic 10 honors his senior year...Spent the 1999 season as a volunteer assistant coach for the Spiders' football team...Douglas, who was a two-time All-State O-lineman at Lee-Davis (Mechanicsville, VA) HS, lives with his wife, Shannon, daughters, Addison (7) and Leighton (2), and son, Thomas (5), in Eldersburg, MD.



BALTIMORE
RAVENS

JACK GLOWIK MIDWEST AREA SCOUT

COLLEGE: MIAMI (OH)
BORN: 5/13/56, CLEVELAND, OH
EXP. (NFL/RAVENS): 9/6

Jack Glowik, in his sixth year as an area scout for the Ravens, covers the Midwest region. He scouts schools from the Big 12, Big Ten (including Iowa and Nebraska), the SEC (including Arkansas and Missouri), the WAC and Conference USA. Glowik also evaluates and provides cross checking scouting reports for the scouting department. The longtime college coach spent 25 years with five different schools, including his alma mater, Miami (OH). Prior to joining the Ravens in 2008, Glowik scouted the Midwest region for the Miami Dolphins (2005-07).

2008-12: (with Baltimore) 2011: Ravens selected first-round pick CB Jimmy Smith (Colorado) out of Glowik's focus area. **2008:** Joined the Ravens as an area scout.

2005-07: (with Miami) Covered the Mid-central states in the Dolphins' scouting system.

1999-04: (with Northwestern) Spent six years coaching for the Wildcats. **2002-04:** Tutored TEs and fullbacks, as well as special teams. **1999-2001:** Was the D-line and special teams coach.

1990-98: (with Miami-OH) Returned to his alma mater to coach

the defensive line and special teams for nine years.

1988-89: (with Ohio University) Was Ohio's defensive line coach.

1987: (with Youngstown State) One-year stint as OLBs and special teams coach.

1983-84: (with North Carolina State) Was the Wolfpack's defensive line coach.

1979-82: (with Miami-OH) Coached at his alma mater while Ravens head coach John Harbaugh was a student-athlete.

1980: Earned a full-time position coaching the defensive line for three years. **1978-79:** Began his coaching career as a graduate assistant coach.

COLLEGE/PERSONAL: Was a four-year defensive lineman at Miami (OH), earning a bachelor's degree in education in 1978... Was inducted into the school's Hall of Fame in 1988...Jack played on the same HS football team as Ravens VP of football administration, Pat Moriarty, at Benedictine (Cleveland, OH) HS...Jack and his wife, Beth, have two daughters, Kelsey (19) and Haley (16), and reside in Overland Park, KS.



BALTIMORE
RAVENS

MILT HENDRICKSON MID-REGIONAL SCOUT

COLLEGE: LUTHER COLLEGE
BORN: 2/6/74, HUNTINGTON BEACH, CA
EXP. (NFL/RAVENS): 9/9

After five years as the Midwest scout, Milt Hendrickson was named the team's mid-regional scout following the 2013 NFL Draft. As one of three regional scouts, Hendrickson is responsible for scouting the entire middle section of the United States. Milt is also assigned the offensive lineman position and reports on all of the O-linemen considered "draftable" by the Ravens. He originally joined the Ravens as a personnel assistant in 2005.

2005-13: (with Baltimore) 2013: Named mid-regional scout following the draft. **2012:** Ravens selected T Kelechi Osemele (Iowa State) from Hendrickson's focus area. **2008:** Promoted to Midwest area scout following the '08 draft. **2006-07:** Worked primarily with the pro personnel staff, serving as one of the team's two advance scouts of seasonal opponents and also tracking free agency...Gained experience in all aspects of the personnel department, including college scouting in the Midwest. **2005:** Joined the Ravens as a player personnel assistant.

2000-04: (with Luther College) 2002-04: Was Luther (Decorah, IA) College's associate head coach/special teams coordinator/offensive line coach...Hendrickson structured and implemented film analysis and film exchange with opponents...Was also responsible for recruiting and evaluating student-athletes. **2000-01:** Was the team's offensive line/running backs coach... Spent two months as the team's interim head coach, guiding the program through the transition period to a new head coach in 2001.

1997-99: (with De Soto HS) Earned a 26-10 record as the head varsity football coach for De Soto (WI) HS, while teaching language arts and social studies at De Soto Middle School.

1996: (with University of Wisconsin-La Crosse) Was the assistant varsity football coach.

COLLEGE/PERSONAL: Hendrickson was a team captain for both the football and baseball teams at Luther College...Graduated

MILT HENDRICKSON

with a degree in history and elementary education...Also earned his master's in exercise and sports science-sport administration from Wisconsin-La Crosse...Was the valedictorian of his senior class at Pecatonica (Blanchardville, WI) HS and was a South All-

Star for the 1992 Wisconsin Shrine Bowl...Milt, who interned for the Green Bay Packers during training camp in 2004, and his wife, Amy, have a son, Hutson (8) and two daughters, Avalyn (4) and Jaycie (1). The family resides in La Crosse, WI.



BALTIMORE
RAVENS

ANDY WEIDL EAST-REGIONAL SCOUT

COLLEGE: VILLANOVA
BORN: 5/24/74, LITTLE ROCK, AR
EXP. (NFL/RAVENS): 16/9

Andy Weidl was named East-regional scout following the 2013 NFL Draft. As one of three regional scouts, Weidl is responsible for scouting the entire eastern section of the United States, including players from the ACC, American, Big Ten, MAC and SEC conferences. Weidl also evaluates and provides cross checking scouting reports on "draftable" players for the department. Weidl spent three years as the team's Northeast scout and four years as the Ravens' West area scout.

2005-13: (with Baltimore) 2013: Named East-regional scout... Team drafted Kyle Juszyk (Harvard) and John Simon (Ohio State) from Weidl's focus area. **2012:** Ravens drafted RB Bernard Pierce (Temple) and G/C Gino Gradkowski (Delaware). **2011:** Ravens picked WR Torrey Smith (Maryland) and QB Tyrod Taylor (VA Tech). **2010:** DE Art Jones (Syracuse) was selected in the draft. **2006:** Baltimore selected Pro Bowler DT Haloti Ngata (first round, Oregon) from Weidl's area. **2005:** Joined the Ravens as team's West area scout.

2000-04: (with New Orleans) 2003-04: Was the Saints' Northeast area scout, covering mainly Big East and ACC schools. **2000-02:** Joined the Saints as their National Combine Scout covering the South.

1998-99: (with Pittsburgh) Spent two years as a player personnel assistant for the Steelers...Assisted in evaluating both college and professional players.

COLLEGE/PERSONAL: Played offensive line at Villanova, while earning his degree in communications (1996) and adding graduate courses...Received a master's degree in human resource development (1997)...Awarded Thomas J. Burke Award for the "most consistent performance and dedication" at Villanova...Weidl, who attended Mt. Lebanon (Pittsburgh, PA) HS, resides with his wife, Aimee, and their newborn daughter, Payten, in his native Pittsburgh.

RAVENS DRAFT WIZARDRY

Adam Schein, FoxSports.com: "Three guarantees in life: Death, taxes and the Ravens ruling the draft. General manager Ozzie Newsome, assistant general manager Eric DeCosta and a great scouting department comprise a front office that always seems to be three steps ahead."

Don Banks, SI.com: "Talk to anyone who has watched [Ozzie] Newsome and his staff work up close, and they'll repeat a variation of the same theme: He made the rare transition from great player to great team executive and personnel evaluator by prioritizing listening, learning before talking, and being able to assimilate vast amounts of information and condense it down to its most salient points. Somehow, Newsome is able to block out the noise and avoid drowning in the details, which paves the way to more decisive and reasoned decision-making in the inherently inexact science that is football scouting and evaluation."

Ian Rapoport, NFL.com: "The Ravens' general manager [Ozzie Newsome] has built a perennial playoff participant through the draft, and he's done so by spotlighting the kinds of players the organization is now known for – those who play like they'd do it for free. Gritty, tough and with a love of the game. Hard-nosed, nasty and with a certain violence. If you were choosing sides for a street fight, think about how many Ravens you'd want on your team."

John Clayton, ESPN: "As a player, he was known as the Wizard of Oz, a Hall of Fame tight end who was hard to stop. As a drafter, he's a master of finding the right players."



BALTIMORE
RAVENS

LONNIE YOUNG WEST-REGIONAL SCOUT

COLLEGE: MICHIGAN STATE

BORN: 7/18/63, FLINT, MI

EXP. (NFL/RAVENS): 23/6 (12 PLAYING / 11 SCOUTING)

Lonnie Young is in his first year as the Ravens' West-regional scout. As one of three regional scouts, Young scouts the entire western section of the country, including players from the PAC-12, Mountain West, Sun Belt and WAC conferences. Originally joining the Ravens in 2008, he spent five seasons as a West area scout. Young played 12 seasons as a defensive back for three NFL teams (Arizona, San Diego and NY Jets). While away from football, Young was a member of the McDonalds owner/operator program and ran two restaurants prior to going into the staffing industry with Express Personnel services. He began his NFL scouting career with the New York Jets in 2002. After a year in New York, Young spent the next five years with the Arizona Cardinals evaluating players from the western half of the country.

2008-13: (with Baltimore) 2013: Named West-regional scout following the draft. **2012:** Ravens selected CB Asa Jackson (Cal Poly) from Young's focus area. **2011:** First-round pick CB Jimmy Smith (Colorado) was taken in the draft. **2010:** Ravens drafted LB Sergio Kindle, TEs Ed Dickson and Dennis Pitta, and WR/RS David Reed from Young's area. **2009:** Team selected OLB Paul Kruger (Utah) in the second round of the draft. **2008:** Joined the Ravens as a West area scout.

2003-07: (with Arizona) Cross-checked player evaluations for the western half of the country...Was also responsible for scouting additional Midwestern states, including Michigan and Indiana. **2003-04:** Re-joined the Cardinals, spending two years as the team's national scout.

2002: (with New York Jets) Started his scouting career as a Midwest scout for the last team for which he played.

NFL PLAYER (1985-96): Was originally selected (12th round) by the Cardinals in the 1985 NFL Draft and appeared in 150 career games as a DB for the Cardinals (1985-90), Jets (1991-93, 95-96) and Chargers (1994), earning an AFC Championship ring, along with Ravens assistant director of player development Harry Swayne, while with San Diego... Tallied 720 tackles (540 solo), 11 INTs, 14 FRs, 9 FFs, 44 PD and 2 sacks...In 1985, Young earned All-Rookie honors after leading the Cardinals' secondary with 3 INTs...He received an honorable mention All-Pro honor in 1988...His Jets teammates selected him as their 1993 Ed Block Courage Award recipient after he returned from a career-threatening knee injury...Also received the Jets' Dennis Byrd Award for being the most inspirational player on the team (Byrd suffered a career-ending spinal injury in 1992).

COLLEGE/PERSONAL: Was a two-year starting CB at Michigan State, earning a degree in communications...Was a two-sport athlete for the Spartans, also lettering in track and field...Attended Beecher (Flint, MI) HS and was inducted into the Flint Hall of Fame in 2004...Was a childhood friend and teammate of former Giants LB Carl Banks...Both high school jerseys were retired in the same ceremony.

RAVENS DRAFT WIZARDRY

Mel Kiper, ESPN: "This team wins because it drafts well. Steve Bisciotti is a great owner because he lets his guys do their job. It's a great organization."

Jon Gruden, ESPN: "If I ever get a chance to come back and coach, I'm going to call Ozzie Newsome to make all of my picks."

Todd McShay, ESPN: "The Ravens are successful, because they ignore needs to take the best player available. There's a reason the Ravens are always picking in the bottom half of the draft. They win and are in the playoffs each year."

Rick Gosselin, The Dallas Morning News: "If I had to pick one guy to draft a team, I'd take Ozzie Newsome. He's the best I've seen since Ron Wolf. No matter where the Ravens draft, a good player seems to fall to them."

Don Banks, SI.com: "The Ravens are the NFL's gold standard on draft day, consistently making choices that stand the test of time."

ProFootballWeekly.com: "[Ozzie] Newsome and owner Steve Bisciotti have an excellent relationship, and Newsome figures to be running the Ravens' drafts for years to come. The Ravens' track record of draft success is no secret, and it's the envy of many clubs that are low on blue-chip players."



BALTIMORE
RAVENS

KEVIN BYRNE

SENIOR VICE PRESIDENT - PUBLIC & COMMUNITY RELATIONS

COLLEGE: MARQUETTE

BORN: 8/20/49, CLEVELAND, OH

EXP. (NFL/RAVENS): 35/18

Kevin Byrne, an integral part of the franchise for 33 years, oversees the Ravens' public and community relations departments. During his NFL career, he has started team marketing, TV and website departments. Byrne has provided media relations assistance at 25 Super Bowls and two Pro Bowls at the NFL's request. His duties have also included contract negotiations, directing the team's marketing department and serving on committees to interview and select Ravens head coaches.

1996-2013: (with Baltimore) 2013: On Feb. 3, the Ravens defeated San Francisco, 34-31, in Super Bowl XLVII, capturing the franchise's second-ever Lombardi Trophy. **2012 & 2010:** The Ravens' PR staff was honored with the annual Pete Rozelle Award by the Professional Football Writers of America in both 2012 and 2010...The national award is given to the NFL PR team that consistently strives for excellence in its service for and relationships with the media. **2008:** Joined a committee of eight to interview and help select head coach John Harbaugh. **2007:** Invited by *The Baltimore Sun* to be the keynote speaker at the annual *Sun* HS Athletes of the Year banquet. **2006:** Was invited by the NFL for the second time (2004) to speak to NFL coaches about media relations. **2005:** Gave a second presentation (2003) to front office managers at the NFL's seminar at Stanford. **2004:** Was promoted to senior vice president of public & community relations. **2001:** Along with Francine Lubera, co-wrote "Super Journey: Diary of the Ravens World Championship Season" following the Super Bowl XXXV victory on Jan. 28, 2001. **1998:** Served on a committee to select Brian Billick as head coach.

1981-95: (with Cleveland) The Browns were the first NFL team to produce their own preseason games and weekly TV shows (1984). **1979-81: (with Trans World Airlines)** Was director of public affairs. **1977-78: (with St. Louis Cardinals)** Joined the NFL as the then-youngest PR director in the league. **1974-77: (with Marquette)** Was the sports information director for his alma mater...Worked with the legendary Al McGuire and the Warriors' 1977 NCAA basketball National Championship team. **1971-74: (with U. of Missouri-St. Louis)** His first job was as the SID for the Rivermen.

COLLEGE/PERSONAL: Earned his degree (journalism) from Marquette (1971), where he was selected to Alpha Sigma Nu, the National Jesuit Honor Society, and was a four-year member of Marquette's wrestling team...In April of 2012, Byrne accepted the Lifetime Achievement Award from Marquette's Department of Intercollegiate Athletics at the university's annual alumni awards ceremony...The honor acknowledged Byrne's excellence, faith, leadership and service throughout his distinguished career...Attended St. Edward (Lakewood, OH) HS, where he is a board member and former chairman of the school's Board of Trustees...Won the St. Edward Alumnus of the Year Award (2000)...Byrne is on the board and is former chair of Goodwill Industries of the Chesapeake and has hosted the annual Gridiron Halloween party for 14 years...Kevin and his wife, Sally, have four children: daughter, Shannon (Kenyon College, master's from Loyola College and doctorate from Fairleigh Dickinson), and sons, Sean (Boston College and master's from USC), Tim (Maryland Institute College of Art) and Conor (Boston College)...Tim and his wife, Jen, have a son (Wyatt, 3).



Kevin Byrne (middle) and his staff (from left to right) – Tom Valente, Karen McGee, Chad Steele, Patrick Gleason and Marisol Renner – were honored with the 2012 and 2010 Pete Rozelle Awards, presented annually to the NFL PR team that strives for excellence in its service for and relationships with the media. John McClain (third from left), a member of the Professional Football Writers of America, presented the national honor for 2010 on 10/16/11.



BALTIMORE
RAVENS

WILLIAM SHERIDAN EQUIPMENT MANAGER

COLLEGE: TOLEDO
BORN: 1/23/67, LAKEWOOD, OH
EXP. (NFL/RAVENS): 24/7

William Sheridan, named the Ravens' equipment manager in May 2012, is in the 24th season of his NFL career. Sheridan was appointed to his current position following the retirement of Ed Carroll, who worked with the franchise for 23 years. Sheridan's career spans three professional sports, having been involved with the NFL, NHL and MLB.

2007-13: (with Baltimore) 2012: Named the Ravens' head equipment manager. **2007:** Joined the team after serving 10 seasons with the Tennessee Titans/Oilers.

1997-2006: (with Tennessee) 1997: Joined the Oilers, who were renamed the Titans in 1999, as an assistant equipment manager...In addition to working with the franchise, Sheridan – an extremely avid hockey fan – volunteered his time regularly assisting the NHL's Nashville Predators' equipment staff from 1998-2006.

1996-97: (with South Florida) 1996: Was named the first-ever football equipment manager for program's inaugural campaign.

1989-95: (with Cleveland) 1993: Became a member of the National Equipment Managers Association. **1991:** Was named assistant equipment manager. **1989:** Joined the Browns' equipment staff in an internship capacity, working with the team for two seasons in that role.

COLLEGE/PERSONAL: Attended Toledo and majored in information technology...William and his wife, Mollie, have a son, William (13) – who plays in multiple competitive youth hockey leagues – and two daughters, Caitlyn (9) and Bryn (7), who are active in various sports...The family resides in Hanover, PA...Sheridan's father, Bill, who also spent time working with the Browns, was the Cleveland Indians' longtime clubhouse manager, beginning his career as a bat boy in 1948 for the pennant-winning club...Because of this, William grew up regularly assisting the Indians' clubhouse staff, also working one season as a bat boy.



BALTIMORE
RAVENS

MARK SMITH HEAD CERTIFIED ATHLETIC TRAINER

COLLEGE: BALL STATE
BORN: 4/19/56, NIAGRA FALLS, NY
EXP. (NFL/RAVENS): 29/18

Mark Smith, named the Ravens' head certified athletic trainer in May 2011, is in his 29th season with the franchise. One of the NFL's longest-tenured trainers, Smith was appointed to his current position following the retirement of Bill Tessen Dorf, who worked with the club for 38 years.

1996-2013: (with Baltimore) 2011: Named the Ravens' head certified athletic trainer in May. **1996:** Was one of 28 employees invited to join the team during the franchise's move to Baltimore.

1985-95: (with Cleveland) 1989: Smith served on a crew that was honored as the "NFL's Athletic Training Staff of the Year" by the Professional Football Athletic Trainers Society...The group was recognized at the annual Ed Block Courage Awards banquet held each March in Baltimore. **1985:** Joined the Browns as an assistant trainer...Also worked for the Browns' training staff during their 1979-85 training camps while he was employed full-time at Kent State.

1978-85: (with Kent State) Joined the training staff at Kent State, where he initially served as a graduate assistant in 1978 but was hired on a full-time basis shortly thereafter...Also worked for the Browns' training staff during their 1979-85 training camps.

COLLEGE/PERSONAL: Graduated from Ball State with a B.S. in health education and a minor in athletic training (1978)...Mark and his wife, Peggy, have a daughter, Lyndsey, and son, Mark...A graduate student studying art history, Lyndsey attends York University in England and is a member of its PhD program...As an undergrad, she was a four-year letter-winner on the swim team at Penn State...Mark, who was a standout pitcher on the Bridgewater College baseball team, graduated from the school in the spring of 2013 with a degree in health and exercise science...He was named the Carroll County Player of the Year as a senior pitcher at Westminster (MD) HS in 2009.

FRONT OFFICE



MICHELLE ANDRES
VICE PRESIDENT OF DIGITAL MEDIA

Michelle Andres, who joined the Ravens in 2006, leads the franchise's digital media strategy. She is responsible for the team's social media presence, BaltimoreRavens.com, mobile marketing, online sales, email and database marketing, market research and photography.

Serving and engaging fans is a supreme priority for the Ravens, and thus, producing content that brings fans closer to the team and its players is the driving force behind each digital channel. Those channels also provide the organization's sponsors a powerful vehicle to reach the Ravens' vast fan base.

Prior to working for the Ravens, Andres spent nine seasons with the NBA's Orlando Magic – seven in public relations overseeing corporate communications and government relations and two leading the franchise's newly-formed interactive marketing department.

Currently an adjunct professor in Georgetown University's Sports Industry Management Graduate Program, Andres teaches sports digital media and enhanced consumer engagement.

A native of Gainesville, FL, Andres earned her master's degree in political campaign management from the University of Florida and her bachelor's degree in political science from Furman University.



ED BURCHELL
VICE PRESIDENT OF STRATEGIC PARTNERSHIPS & SALES

Ed Burchell has been with the Ravens since 2002. The Baltimore native is charged with driving the organization's strategic partnerships and sales to build team revenue, brand awareness and brand growth.

In addition to the naming rights relationship with Smyth Jewelers (Ring of Honor) and Geppi Entertainment (Club Level), both at M&T Bank Stadium, Burchell's regional partnerships include companies such as Giant Food, Merritt Properties, McCormick & Co., Exelon/Constellation, Maryland Lottery, *The Baltimore Sun*, Maryland LIVE and Advance. Recently, Burchell led the founding of the Ravens Executive Connection in creating strong business-to-business relationships with the team's corporate partnership base. Additionally, Burchell helps lead a corporate sales team that has sold out the Ravens' suite holder community at M&T Bank Stadium for 10-consecutive seasons.

Burchell is also the co-founder of the Ravens All Community

Team and NFL Football Challenge, both programs that unite corporate business leaders from the community with the Ravens and individual player foundations.

Prior to the Ravens, Burchell was a vice president for Genesis Health Ventures. While there, he was responsible for building and implementing revenue-generating strategies nationally for its consulting practice and regionally for its Chesapeake network.

Burchell is a member of a number of charity boards: the Ravens All Community Team Foundation, Catholic Charities and Loyola – Blakefield Development Committee (chairing its Marketing Committee). He is a 2011 graduate of the Greater Baltimore Committee Leadership Program, where he was selected as a class captain and to its board of directors in 2012. He is also a member of the Brigrance Brigade, working with O.J. and Chanda Brigrance in their mission to combat ALS/Lou Gehrig's Disease.

A University of Virginia graduate, Ed and his wife, Kelly, live in Reisterstown and have two sons, Edward (15) and Alexander (11).



GABRIELLE DOW
VICE PRESIDENT OF MARKETING

Gabrielle Dow joined the Ravens prior to the 2006 season. She oversees the team's marketing, promotions, advertising, branding, events, game entertainment, trademark and licensing, sponsor activation and fan affinity areas. The San Francisco native drives aggressive promotion and advertising for the Ravens.

Under her direction in 2007, Dow launched the first-ever professional team female fan club called Purple, which has over 20,000 members. Also in 2007, Dow launched the Ravens' Purple Friday campaign. On several Fridays during the season, her team travels throughout Baltimore with a day-long caravan of cheerleaders, staff and band members to "paint the town purple."

For the second-consecutive summer in 2013, her marketing team coordinated the Ravens' annual Beach Bash in Ocean

City, MD, a fun-filled fan weekend in conjunction with two of the Ravens' largest fan clubs. The event includes current players and coaches, alumni players, cheerleaders, mascots and about 5,000 Ravens fans.

Dow has experience working with three major sports leagues: the NFL, the NHL and the NBA. Prior to joining the Ravens, she spent two years with the NHL's Florida Panthers, managing the marketing of hockey, concerts and family entertainment, and four years with AEG, marketing the NBA's Los Angeles Lakers, as well as the Staples Center, Kodak Theatre and The Forum. After earning both an M.B.A. and law degree from Oregon, Dow began her sports career as a public relations intern for the Portland Trail Blazers.

Gabrielle and her husband, Jeff, have a daughter, Danielle (8), and a son, Jackson (4).

FRONT OFFICE



BOB ELLER
VICE PRESIDENT OF OPERATIONS

Bob Eller is in his 27th season with the franchise and his 30th in the NFL. Eller directs the day-to-day operations of the team, including at the Under Armour Performance Center, summer training camp and minicamps, team travel and catering for the players, coaches and staff. The Baltimore native has been with the franchise since 1987, serving in both the public relations and operations departments.

In 2004, Eller directed the team's move to the new facility. In his history with the team, he also wrote and edited media guides and other PR-related materials, as well as coordinating the operations of the game day stats crew.

Eller's career began as an intern for the Baltimore Colts in 1983, while a senior at Towson University (business administration). A

year later, the team's first in Indianapolis, he joined the club and was quickly promoted to director of public relations. Eller then moved to Cleveland in 1987 to become the Browns' assistant director of public relations. He was promoted to director of operations and information in 1991. Bob was then invited to join the team in the move to Baltimore in 1996, helping to facilitate many of the start-up functions for the new Ravens.

Eller has worked eight Super Bowls for the NFL, plus two for the Ravens during their 2000 and 2012 seasons. He served as the Browns' primary league office liaison when the NFL launched the player assistance and development programs.

An active supporter of the St. Vincent's Center for abused children, Bob and his wife, Sheila, have a daughter, Erin (20) and a son, Joey (17).



JEFF GOERING
VICE PRESIDENT OF FINANCE & CHIEF FINANCIAL OFFICER

Jeff Goering, who joined the club in 1999, oversees all functions of the Ravens' finance department, including the organization's strategic planning, budgeting, financial reporting, tax, audit and risk management processes. He is also the chief financial liaison with various governmental agencies, stadium contractors and event promoters.

Goering was named senior director of finance in 2004 after spending his first five years with the Ravens as the organization's controller.

As a senior consultant for PricewaterhouseCoopers in Dallas, Goering worked with many sports entities, preparing financial feasibility studies, market assessments and economic impact

analyses for proposed new or expanded sports venues.

He received his master's of science in sports management from the University of Massachusetts in 1998. During that time, he also served as a consultant in the evaluation and preparation of Boston Red Sox salary arbitration cases.

Goering spent a year in the Philippines as a community development volunteer for the Presbyterian Church, USA, in 1995-96. He received a B.S. in business administration from Rockhurst (Kansas City, MO) University.

Jeff, who serves on the board of the Ravens All Community Team Foundation, earned his CPA certificate in 1992. He and his wife, Sheryl, have two daughters, Olivia (12) and Carly (10), and a son, Daniel (7).



BILL JANKOWSKI
VICE PRESIDENT OF INFORMATION TECHNOLOGY

Bill Jankowski has been with the franchise in a full-time role since 1986. He was one of 28 to join Art Modell in the move to Baltimore with the team in 1996. Jankowski guides the Ravens' information technology department to support many technological functions for the organization, including business, coaching, stadium, scouting, public relations and training operations.

He helped the team through the transition of moving to Baltimore and has kept the organization on par with today's ever-changing technology world.

The Cleveland native works with director of information technology, Nick Fusee, to support both the coaching

and scouting staffs, assisting with their unique software programming. The software assists the coaches in game-planning and game analysis, combining with the football video department.

They also help manage the scouting player personnel database, integrating the system with the NFL Management Council.

Jankowski spent two years as the chair of the NFL's Technical Advisory Committee and was a member of the committee to help design the NFL's Game Statistics & Information System (GSIS) in 1996.

Bill, who attended St. Ignatius HS and John Carroll University, (Cleveland, OH), lives in Reisterstown, MD.

FRONT OFFICE



BAKER KOPPELMAN

VICE PRESIDENT OF TICKET SALES & OPERATIONS

Baker Koppelman has been with the Ravens since their first year in Baltimore (1996). Koppelman oversees the team's PSL, season ticket and hospitality sales, ticket operations, ticket distribution, customer service, club level service, retail sales and assists with attracting events to M&T Bank Stadium.

Born and raised in Baltimore, Koppelman has worked in professional sports ticketing operations since 1987, selling Baltimore Orioles tickets at Memorial Stadium during the summer while earning his sports management and

economics degrees at Guilford College (Greensboro, NC), graduating in 1990.

He worked his way to a full-time position with the Orioles in 1991, helping manage the stadium box office and contributing with the seating relocation from Memorial Stadium to Oriole Park at Camden Yards in 1992. He then spent a season with the San Diego Padres in 1995, before returning to his hometown to join the Ravens prior to their inaugural season in Baltimore.

Koppelman is a graduate of St. Paul's School (Baltimore), and Baker's wife, Reba, is the assistant controller in the Ravens' finance department.



KEVIN ROCHLITZ

VICE PRESIDENT OF CORPORATE SALES & BUSINESS DEVELOPMENT

Kevin Rochlitz, who joined the Ravens in 2003, was promoted to vice president of corporate sales and business development in March of 2013. He leads the Ravens' corporate sales department, which includes national and regional partnerships, broadcasting contracts and M&T Bank Stadium suite sales.

Among the contracts completed by Rochlitz, 42, are partnerships with MedStar Health, AAA, Visa, Coca Cola, MillerCoors, Anheuser-Busch, Verizon, Southwest Airlines, Ticketmaster and Dietz and Watson. At M&T Bank Stadium, he created and sold the Bacardi Bar and Talon Pub, as well as the club level bars. Rochlitz also coordinated the Ravens' recent partnership with Under Armour, which led to the team's training facility being named the Under Armour Performance Center in 2012.

Before joining the Ravens, Rochlitz spent five years as the senior VP of sales for Mandalay Sports and Entertainment/Mandalay Pictures, owners of the Dayton Dragons and Frisco Rough

Riders (minor league baseball). He coordinated the new stadium construction and sold naming rights for each venue (Fifth Third Field in Dayton, Ohio, and Dr Pepper Ballpark in Frisco, Texas). From 1996-97, Rochlitz was one of the youngest assistant athletic directors in NCAA Division I-A for the University of Miami.

Rochlitz serves on the board of the Union Memorial Hospital Foundation, as well as the National Sports Forum Steering Committee, a post he has held since 2001. (The NSF held its annual meeting in Baltimore in 2010.) He also serves on the NFL Club Business Development Committee. Kevin is also on the Signal 13 Foundation with the Baltimore City Police Department.

In May of 2011, Rochlitz was selected by the U.S. Department of Defense and its Secretary Robert Gates to join the Joint Civilian Orientation Conference to better understand and promote the U.S. military. He was among 39 top business leaders from across the country selected for this work.

Rochlitz earned a degree in marketing from Wyoming. He and his wife, Melissa, have a daughter, Riley (10).



LARRY ROSEN

VICE PRESIDENT OF BROADCASTING

Larry Rosen enters his 14th year with the Ravens after joining the club prior to the team's first Super Bowl season in 2000. In that time, his broadcasting team has earned 21 regional Emmy Awards for its excellence in producing original television shows such as Wired, Ravens Report, Game Plan, Ravens Kickoff and preseason football coverage. Larry also produces "Game Day" for the RavensVision high definition video boards at M&T Bank Stadium during Ravens home games.

Rosen won his first Emmy while with the Ravens for his feature reporting on the team's 2001 visit to Ground Zero in New York City. Prior to his Ravens tenure, Rosen was the play-by-play voice

and executive producer of both Philadelphia Phillies baseball and Atlantic 10 basketball games for PRISM-TV. Inducted into Temple University's Hall of Fame in 2005, Rosen won multiple Emmys in his 16 years at PRISM.

Rosen began his career as a news reporter for KYW Newsradio Philadelphia. He was honored several times as National Reporter of the Year by multiple organizations, including the *Associated Press* and the Columbia School of Journalism, for his coverage of the Three Mile Island nuclear accident, the MOVE shootout and Pope John Paul II's visit to Philadelphia in 1979.

Larry and his wife, Yael, have three children: Sunni (20), a senior at Delaware, Inde (18), a freshman at Delaware who has worked on the RavensVision game day staff for five seasons, and son, Yshai (12).

FRONT OFFICE



ROY SOMMERHOF
VICE PRESIDENT OF STADIUM OPERATIONS

Roy Sommerhof joined the Ravens during their inaugural season in Baltimore (1996). Sommerhof manages all aspects of M&T Bank Stadium, including game day parking and transportation, security, guest services, custodial services, catering, medical services and stadium maintenance.

Since the stadium opened in 1998, Sommerhof has spearheaded the team's efforts to make it one of the best in the NFL, supervising improvements to both the suite and club levels, the installation of the spectacular new high definition video boards in 2010, the addition of 15 new suites, and the design and installation of the M&T Bank Stadium signage. In the spring of 2013, the Ravens announced a two-year, \$35 million investment to enhance the fan experience at the stadium, with improvements to video boards, concession stands and all concourses.

Prior to joining the Ravens, the Baltimore native spent 16 years working in both ticket sales and stadium operations for the Orioles. He played a significant role in the planning, development and execution of the opening of Oriole Park at Camden Yards in 1992.

During his career, he has been involved with numerous special events, including hosting both Pope John Paul II at Oriole Park (1995) and the Queen of England at Memorial Stadium (1991), and the MLB All-Star Game at Oriole Park (1993).

He is also the former chairman of the Gridiron Stadium Network, a consortium of 12 NFL facilities that creates awareness and promotes the assets of its member stadiums. The GSN works to optimize opportunities to expand the use of the state-of-the-art facilities for new sports, entertainment, public and private events.

Through Roy's efforts and those of GSN, M&T Bank Stadium and the Ravens will host The Legends of The Summer Tour featuring Justin Timberlake and Jay-Z in August of 2013. Baltimore also hosted a U2 concert in June 2011, Monster Jam in June of 2011-13, a Kenny Chesney concert in 2008, international soccer matches between Chelsea and AC Milan (2009), Manchester City and Inter Milan (2010), and Tottenham and Liverpool (2012), and the CONCACAF Gold Cup (2013).

Sommerhof graduated from St. Thomas (Miami, FL) University in 1979 with a degree in sports administration. Roy, and his wife, Lina, have two sons, Drew (19) and Cole (11).

M&T BANK STADIUM EVENTS

On Aug. 8, 2013, M&T Bank Stadium will host the The Legends of The Summer Tour featuring Justin Timberlake and Jay-Z. M&T Bank Stadium is no stranger to world-renowned concert acts: On June 22, 2011, the legendary rock group U2 played to a full-capacity crowd of 75,000. Fans throughout the Mid-Atlantic Region were treated to a show that was dubbed as the "Tour of the Year" when the legendary Irish band rocked Charm City with its 360° World Tour.

Additionally, in June of 2013, M&T Bank Stadium hosted Monster Jam for the third-consecutive summer. A live motorsport event tour, the main attraction to Monster Jam is the racing and freestyle competitions by monster trucks.

M&T Bank Stadium has also hosted several international soccer games, including matches between Chelsea and AC Milan (2009), Manchester City and Inter Milan (2010), and Tottenham and Liverpool (2012), and the CONCACAF Gold Cup (2013).



U2 360° World Tour Concert



Monster Jam



International Soccer Matches



2013 RAVENS STAFF



T.J. A'BECKET
Ticket Operations
& Distribution
Coordinator



THERESA ABATO
Senior Director of
Corporate Sales &
Suites Administration



CAMERON BARRATT
Manager, Marketing
& Partnership
Activation



SAM BELL
Physical
Therapist



MARK BIENVENU
Assistant Director
of Football Video
Operations



KATIE BOLLINGER
Coordinator,
Marketing &
Advertising



TRICIA BOSLEY
Medical Services
Assistant



KEVIN BOYLE
Information
Technology
Coordinator



MATT BREVET
Broadcasting
Manager



CINDY BROWNING
Corporate Sales &
Media Traffic
Manager



ANNELIESE BRUCE
Graphic Designer



MIKE BURKE
Senior Manager
of Ticket Sales &
Hospitality



AARON CLINE
Corporate Sales
Account Executive



DANA CLINE
Payables
Manager



JOHN CLINE
Event & Guest
Services Senior
Manager



EVAN COHEN
Stadium Operations
Assistant



JIM COLLER
Controller



MEGAN COLLINS
Manager, Events &
Game Presentation



EDDIE COUGHLAN
Production
Coordinator



PHIL CUNNINGHAM
Digital Media
Production
Coordinator



HEATHER DARNEY
Community Relations
Director



DON DIRADDO
Director of
Broadcasting
Administration



LISA DIXON
Special Assistant to
the President/Special
Events Manager



MAGGIE DOMANOWSKI
Player Personnel
Admin. Assistant

2013 RAVENS STAFF



KEVIN DOMBOSKI
Assistant Certified
Athletic Trainer



GARRETT DOWNING
Digital Media
Staff Writer



BRAD DOWNS
Director of Marketing
& Partnership
Activation



JON DUBE'
Director of Football
Video Operations



JOHN EISENBERG
Columnist



SARAH ELLISON
Digital Media
Editor/Writer



ERIC EVERS
Groundskeeper/
Equipment Assistant



JOAN FENNEKOHL
Travel Manager



COLLIN FERGUSON
Football Video
Operations Manager



KIM FERGUSON
Manager, Marketing
& Partnership
Activation



BRYAN FILKINS
Fields & Grounds
Supervisor/Equipment
Assistant



DON FOLLETT
Head Groundskeeper/
Senior Director of
Fields & Grounds



NICK FUSEE
Director of
Information
Technology



TINA GALDIERI
Cheer Coordinator



PATRICK GLEASON
Assistant Director of
Public Relations



DON GORDON
Security



ROD HAIRSTON
Ministry



HEATHER HARNESS
Manager, Marketing,
Advertising & Game
Entertainment



JOSH HARTMAN
Senior Manager
of Suite Sales &
Services



SHARON HELLER
Seamstress



ERIN HERBERT
Digital Media
Coordinator



KENICO HINES
Assistant Equipment
Manager



PHIL HOFFMANN
Team Photographer



VERNON HOLLEY
Security
Manager



2013 RAVENS STAFF



PATTI HOLTERY
Payroll
Manager



SHAWN HUBBARD
Team Photographer



ERIC HUBBS
Ticket Sales
& Hospitality
Coordinator



LAURA HUMPHREYS
Corporate Sales
Manager



CHRIS INOUE
Director of Retail



ELIZABETH JACKSON
Director of
Human Resources



KATE KASABULA
Corporate Sales
Account Executive



SEAN KAUFFMAN
Assistant
Groundskeeper



REBA KOPPELMAN
Assistant
Controller



JACK KRABBE
Corporate Sales
Account Executive



DAVE LANG
Digital Media
Manager



TOLU LASAKI
Player Personnel
Assistant



TONI LEKAS
Receptionist



KEN LISSE
Senior Manager,
Graphic Design



MATT LITTLE
Manager, Marketing
& Youth Football



PAM LUND
Executive Assistant
to the Owner



MEGAN MALEK
Retail Manager



ILSA MARDEN
Entertainment
Coordinator



JESSICA MARKISON
Executive Assistant/
Football Administration
Manager



KEITH MATHEWS
Facilities
Maintenance
Manager



ADAM MAZALEWSKI
Senior Manager of
Ticket Operations



NADÈGE MCCALL
Customer Service
Coordinator



LIZ MCCROSKEY
Senior
Accountant



BRYAN McDONOUGH
Manager, Graphic
Design

2013 RAVENS STAFF



KAREN MCGEE
Media Services
Coordinator



MEGAN McLAUGHLIN
Executive Assistant/
Football Information
Manager



RON MEDLIN
Assistant Certified
Athletic Trainer



RYAN MINK
Digital Media Staff
Writer



MAURICE MOORE
Security



RAY NAIMOLI
Senior Account
Executive



JAY O'BRIEN
Production Manager



P.J. PETEL
Assistant
Groundskeeper/
Equipment Assistant



MATTIE POWELL
Corporate Sales
Accounts
Coordinator



WILL RANNEY
Groundskeeper/
Equipment Assistant



BUD REINECKE
Team Services
Manager



MARISOL RENNER
Publications &
Public Relations
Specialist



DEREK RINEHART
Equipment Assistant



DARREN SANDERS
Director of
Security



KENNY SANDERS
Player Personnel
Assistant



CHRIS SAVIO
Corporate Sales
Account Executive



EMILY SCERBA
Community Relations
Manager



RON SHAPIRO
Special Advisor
to the Owner



JOHNNY SHELTON
Team Chaplin



CRAIG SINGLETERRY
Security



CHAD STEELE
Director of
Public Relations



CHAD UNITAS
Corporate Sales
Account Executive



TOM VALENTE
Public Relations
Coordinator



DOUG VAN GELDER
Facilities Assistant

2013 RAVENS STAFF



JOBIE WALDT
Stadium Operations
Senior Manager



SANDY WEIL
Director of Football
Analytics



KEITH WELDON
Director of Sales



VALARIE WIDEMAN
Receptionist



CODY WILLIAMS
Sponsor Fulfillment
Coordinator




TOM WOOD
Assistant
Equipment Manager



JOHN ZIEMANN
Band Coordinator

TEAM PHYSICIANS/MEDICAL STAFF



DR. ANDREW TUCKER
Head Team Physician



DR. LEIGH ANN CURL
Chief Orthopedic
Surgeon



DR. SEAN CURTIN
Associate Team
Physician



DR. FRANK DAWSON
Associate Team
Physician



DR. JAMES DREESE
Associate Team
Physician



DR. RICHARD HINTON
Associate Team
Physician



SUE JAMES
Team Nutritionist



DR. RICHARD LEVINE
Associate Team
Physician



DR. DOUGLAS MILLER
Team Chiropractor



DR. ALAN SOKOLOFF
Team Chiropractor

UNDER ARMOUR PERFORMANCE CENTER



The Ravens moved into their 200,000-square-foot training facility in mid-October of 2004. The building, which was named the Under Armour Performance Center in June of 2012, features a brick and stone exterior. The fieldhouse is 90,000 square feet and includes a strength-training area and a full-size indoor practice field. The facility's outdoor practice fields and fieldhouse sit on 32 acres, and the entire complex was completed in December of 2004. Almost all of the physical construction on the project was provided by Baltimore-area companies and workers.

The facility includes a full-service kitchen, cafeteria, player support functions, basketball and racquetball courts, TV/radio studios, plus state-of-the-art requirements for NFL training. Also included at the facility are executive offices, meeting rooms, three outdoor fields and media areas that offer wireless Internet capability.

Approximately 200 Ravens are housed at the headquarters in Owings Mills. The ticket office and stadium operations remain at M&T Bank Stadium.

"Everything a team needs to help prepare it to win is available to us," general manager & executive vice president Ozzie Newsome stated. "Steve [Bisciotti] has delivered a first-class, state-of-the-art training facility and office complex."



The Ravens have three grass practice fields – all Bermuda Grass – at the Under Armour Performance Center in Owings Mills, MD.



The Under Armour Performance Center contains a brand new radio and TV studio that the team and WBAL Radio utilize for their in-house broadcasting purposes.



The Ravens' indoor facility has a full, 100-yard field with the same surface (Shaw Sportex "Momentum 51" turf) used at M&T Bank Stadium.

RAVENS IN OUR COMMUNITY

RAVENS ACT FOUNDATION

The Baltimore Ravens All Community Team Foundation (RACTF) is committed to improving, encouraging and enabling the healthy development of youth in the Baltimore area, as well as other parts of the state of Maryland. The foundation focuses on programs that help youth, and in some cases their families, with various needs, including housing, hunger, education, athletics and mentoring. Please visit BaltimoreRavens.com/community for more information.

Among our current charitable partners:

Boys Hope Girls Hope – The nonprofit helps academically-capable and motivated children in need to meet their full potential and become men and women by providing value-centered, family-like homes, opportunities and education through college.

Bridges at St. Paul's School – An enrichment institute that offers Baltimore City youth access to a nine-year support network of summer, weekend and after school programs that set them on a path to become future civic and professional leaders.

My Sister's Circle – A comprehensive, relationship-based program designed to mentor disadvantaged girls in Baltimore during their challenging transition to middle school, throughout high school and into college.

Paul's Place Outreach Center – A full-service facility that serves the residents of Pigtown in Southwest Baltimore. Programs and services include a hot lunch program, women's and men's support groups, an afterschool program and a clothing bank.

St. Vincent's Villa – A residential group home for children with serious behavioral, psychiatric and/or emotional problems. The majority of children referred to St. Vincent's have suffered trauma related to child abuse and neglect.

RAVENS FOUNDATIONS

Many Ravens have taken their passion for giving to a higher level by establishing their own charitable foundations. To learn more about their foundations and how they impact hundreds of lives each year, please visit www.BaltimoreRavens.com/community.

O.J. Brigance	Brigance Brigade	BriganceBrigade.org
Jim Caldwell	The Caldwell Foundation	TheCaldwellFoundation.org
James Ihedigbo	HOPE Africa	HopeAfricaUSA.org
Haloti Ngata	Haloti Ngata Family Foundation	Ngata92.com
Ray Rice	Ray Rice Charitable Fund	RayRice27.com
Torrey Smith	Torrey Smith Foundation	TorreySmithFoundation.org
Lardarius Webb	Lardarius Webb Foundation	LardariusWebb21.com
LaQuan Williams	The LaQuan Williams Foundation	LaquanWilliamsFoundation.org



2013 SIGNATURE PROJECT

The Baltimore Ravens All Community Team Foundation has partnered with Habitat for Humanity of the Chesapeake to build houses and further improve the community in Baltimore's Washington Village neighborhood.

Affectionately known as "Pigtown," the area is in need of help with approximately one-third of its residents living below the poverty line and with nearly one in eight homes abandoned or in need of significant repair.

Habitat previously rehabbed 20 homes near the project site, with the next phase involving the transformation of a vacant lot at 1200 Ward Street into 18 new rowhomes. The RACTF will fund three of these homes, scheduled to be completed in the fall of 2013.

In addition to funding, Ravens staff, players and coaches, as well as key Ravens business partners, took part in two separate on-site "Build Like a Raven" days on May 17 and June 6.

"This neighborhood, which surrounds the M&T Bank Stadium area, is important to both Habitat for Humanity and the Ravens. We are honored to be a part of this building project and hope that our involvement will lead to joint future endeavors."

– Dick Cass, Ravens team president



K Justin Tucker and LS Morgan Cox



**Mel Pees
(wife of defensive coordinator Dean Pees)**



Ravens president Dick Cass



RAVENS IN OUR COMMUNITY

ALL COMMUNITY TEAM

The mission of the All Community Team (ACT) is to increase corporate and community awareness of the Ravens All Community Team Foundation, player foundations and associated local charitable organizations. Title sponsor, M&T Bank, joins additional Baltimore corporations as the ACT provides financial and volunteer support to Ravens communities. In 2013, ACT members teamed up for Earth Day and the Ravens' *Sacks for Seeds* campaign by planting 37 trees for the 37 sacks the Ravens' defense recorded during the 2012 season. Aided by Parks & People Foundation and their *Schoolyard Greening Initiative*, Patterson High School was chosen as the location for the planting.



HISPANIC HERITAGE

In 2012, the Ravens celebrated Hispanic Heritage Month (9/15-10/15) with a designated game against the Patriots on Sept. 23. Javier Colon sang the national anthem, U.S. Army Lieutenant Genreal Rhett Hernandez acted as honorary captain and Carneros de Guadalajara, a football team from Mexico, was recognized. Also honored was Jose Ruiz, for the inaugural Hispanic Heritage Leadership Award. Days prior to the game, the Ravens hosted a football clinic for 150 predominantly-Hispanic children. Ravens players, including Justin Tucker (right), guided participants through a series of running, passing and catching drills aimed at introducing football as an option for staying active.



BREAST CANCER AWARENESS

The Ravens kicked off their support for Breast Cancer Awareness Month (October) against the Cowboys on Oct. 14, 2012. Prior to the game, the Ravens Team Purple supported the American Cancer Society for their annual Making Strides Walk. Volunteers distributed over 50,000 pink ribbons to fans as they entered the stadium. During pre-game, 25 breast cancer survivors were honored in a tribute during the national anthem. The Ravens and the NFL presented a \$50,000 check to Harford County in order to provide breast cancer screenings for area women. Ravens quarterbacks Tyrod Taylor, Joe Flacco and Dennis Dixon also visited cancer survivors undergoing treatment (right).



PLAY 60

The NFL's campaign designed to promote healthy and active lifestyles among today's youth, Play 60 is brought to life and implemented by the Ravens through Fuel Up to Play 60 kits, player-led assemblies, contests and sports clinics. Special partnerships with the Mid-Atlantic Dairy Association and the Partnership for a healthier Carroll County allowed the Ravens to deliver the Play 60 message to more than 13,000 youth. At right, Torrey Smith joined teammates for the Ravens TEAM Challenge, an event where 100 local youth tested their physical endurance and ability to work as a team in order to complete various activities. To join the movement, visit www.fueluptoplay60.com.



RAVENS IN OUR COMMUNITY

MILITARY APPRECIATION

The Ravens honor members of the armed forces through several initiatives, including hosting military groups at practices, visiting veteran hospitals and sending care packages. Terrell Suggs (right) and Ravens players greeted military and fans at the fifth-annual Ravens Military Appreciation Day held during the team's open training camp practice at the stadium and the Ravens' Salute to Service game on Nov. 11, 2012. During the holiday months, the Ravens donated 200 winter hats to a local hospital to be used as stocking stuffers for veterans, and head coach John Harbaugh, along with a group of players, spoke to Maryland soldiers in Afghanistan via Skype, conveying their appreciation and gratitude.



FOOD COLLECTION EFFORTS

Annually, the Ravens provide financial support to the Maryland Food Bank through the team's November food collection efforts. In 2012, the Ravens hosted *Outweigh the O-Line*, a kickoff food drive to raise hunger awareness (right). Community efforts included a virtual food drive, an in-store collection at more than 50 Baltimore-area Giant Food stores and the 17th annual Ravens Family Food and Funds Drive at M&T Bank Stadium. The day's collection efforts from the Nov. 11 Ravens vs. Raiders game alone produced over \$21,000 and nearly 9,000 lbs. of food, which the Maryland Food Bank distributed to soup kitchens, food pantries and emergency shelters throughout the holiday season.



HOLIDAY HAPPENINGS

Thanks to Ravens players, thousands of families received support, including food and presents during the holidays. Food distributions and meal services were led by Ray Lewis, Jameel McClain (right), Ed Reed, Ray Rice, Lardarius Webb and LaQuan Williams. In December 2012, the Ravens hosted their eighth-annual Holiday Helpers Event at a Target store in Pikesville. Ravens teammates, mascot Poe and cheerleaders served as personal shoppers for children who received \$200 gift certificates courtesy of players and coaches within the Ravens organization. Several players hosted and supported events in December, including clothing drives, hospital visits and special gift-giving celebrations.



YOUTH FOOTBALL & CONCUSSION AWARENESS

The Ravens are committed to supporting youth football and sponsor several programs throughout the year to promote the sport, including the Ravens Football Clinic, where campers are led through football drills by Ravens coaches, including head coach John Harbaugh (right). For the second-consecutive year, the Ravens Youth Football Grant provided equipment and apparel to 25 qualifying nonprofit youth football organizations in MD. In addition, the Ravens joined with MedStar SportsHealth and the CDC in a public safety campaign to address concussion awareness and prevention. The Ravens ran a PSA featuring Jameel McClain and head team physician Dr. Andrew Tucker and continue to implement concussion awareness into youth football events.



RAY
RICE



PLAYERS

TERRELL
SUGGS





BALTIMORE
RAVENS

43

SPENCER ADKINS
OUTSIDE LINEBACKER | 5-11 | 236

COLLEGE: Miami HS: Naples (FL)

BORN: 5/16/87, Naples, FL

EXP. (NFL/RAVENS): 4/1 GP/GS (PLAYOFFS): 24/1 (1/0)

TRANSACTIONS

Spencer Adkins signed with the Ravens (Reserve/Future) on 1/3/13...Waived by the Falcons on 8/31/12...Originally selected by Atlanta in the sixth round (176th overall) of the 2009 NFL Draft.

CAREER

- Recorded his first-career tackle while with Atlanta (finished with 2 solo stops) at TB (9/25/11)
- Started his first-career game vs. TB (1/1/12), where he recorded a career-high 3 tackles



2012: (with Atlanta – 0/0) Spent training camp with the Falcons before being waived on 8/31

2011: (with Atlanta – 10/1) Played primarily on special teams, posting 5 tackles from scrimmage and 1 ST stop

- Played in his first career playoff game and posted 4 tackles (3 solo) in the **Wild Card Game at NYG (1/8/12)**
- Started his first-career game, recording a career-high 3 tackles for a defense that held the Buccaneers to 35 rushing yards in **game 16 vs. TB (1/1/12)**

2010: (with Atlanta – 9/0) Produced a career-high 6 special teams tackles while seeing time primarily on special teams

2009: (with Atlanta – 5/0) Posted 3 special teams tackles

- Recorded his first-career special teams tackle in **game 13 vs. NO (12/13)**

COLLEGE: Appeared in 31 games (five starts) with Miami, posting 72 tackles (42 solo), 5 sacks (-28 yards) and 1 INT in four seasons with the Hurricanes...Saw action in 10 games

as a senior, compiling 17 tackles (13 solo) and 4 sacks (-20 yards)...Played in 11 games as a junior, making the first five starts of his career, and posted 52 tackles (27 solo), 1 sack (-8 yards), 1 INT and 1 PD...Saw action in four games as a sophomore and totaled 3 tackles...Appeared in six games as a true freshman, playing primarily on special teams.

HIGH SCHOOL, PERSONAL: Prepped at Naples (FL) HS...As a senior in 2004, totaled 11 sacks and 19 TFL...Posted 80 tackles and 12 sacks as a junior...Rated as the No. 7 OLB and No. 87 overall player in the nation by *Rivals.com*...Was a member of the *PrepStar* Top 100 Dream Team and the *Florida Times-Union* Super 75...Didn't play organized football until high school.

COMMUNITY: Participated in several Falcons community initiatives throughout the 2010 season, including Play 60 events at area schools and Boys and Girls Clubs, and a visit to the Georgia Aquarium for fish arts and crafts with disabled children from Challenged Child & Friends in Gainesville.

REGULAR SEASON

Year	Team	GP	GS	TACKLES			SACKS		INTERCEPTIONS					FUMBLES			
				TT	Solo	Asst.	No.	Yards	No.	Yards	LG	TD	PD	FF	FR	Yards	
2009	Atlanta	5	0	0	0	0	0.0	0.0	0	0	0	0	0	0	0	0	0
2010	Atlanta	9	0	0	0	0	0.0	0.0	0	0	0	0	0	0	0	0	0
2011	Atlanta	10	1	5	3	2	0.0	0.0	0	0	0	0	0	0	0	0	0
Totals		24	1	5	3	2	0.0	0.0	0	0	0	0	0	0	0	0	0

SPECIAL TEAMS TACKLES (10): 2009 (3); 2010 (6); 2011 (1)

CAREER SINGLE-GAME HIGHS (REGULAR SEASON)

Total Tackles:
3 (1/1/12 vs. TB)

Sacks:
None

Forced Fumbles:
None

Passes Defensed:
None

Solo Tackles:
2 (9/25/11 at TB)

INTs:
None

Fumble Recoveries:
None

POSTSEASON

Year	Team	GP	GS	TACKLES			SACKS		INTERCEPTIONS					FUMBLES			
				TT	Solo	Asst.	No.	Yards	No.	Yards	LG	TD	PD	FF	FR	Yards	
2011	Atlanta	1	0	4	3	1	0.0	0.0	0	0	0	0	0	0	0	0	0
Totals		1	0	4	3	1	0.0	0.0	0	0	0	0	0	0	0	0	0



BALTIMORE
RAVENS

35

ANTHONY ALLEN
RUNNING BACK | 6-1 | 223

COLLEGE: Georgia Tech HS: Jesuit (Tampa, FL)

BORN: 8/6/88, Tampa, FL

EXP. (NFL/RAVENS): 3/3 GP/GS (PLAYOFFS): 21/0 (4/0)

TRANSACTIONS

Anthony Allen was selected by the Ravens in the seventh round (225th overall) of the 2011 NFL Draft.

CAREER

- Set single-game career highs with 10 rushing attempts for 41 yards and scored his first-career TD at Cin. (12/30/12)
- Recorded his first-career NFL carry (finished with 3 attempts for 8 yards) at STL (9/25/11)
- Played in his first-career NFL game vs. Pit. (9/11/11)
- Key blocker on the Ravens' KOR team, which produced 3 KOR-TDs (by Jacoby Jones) during the 2012 season



2012: (16/0, 4/0) Set career highs in rushes (16), rushing yards (61), scored his first-career TD and pulled in his first-career reception (finished with 2 for 12 yards)...Also finished second on the team with a career-high 12 special teams tackles

- Established career highs in carries (10), rushing yards (41) and scored his first-career TD (2-yard rush) in **game 16 at Cin. (12/30)**...Also hauled in a reception for a career-high 7 yards
- Carried the ball 1 time for 7 yards and pulled in his first-career reception (good for 5 yards and a first down) in the 33-14 victory in **game 15 vs. NYG (12/23)**
- Led the team with a career-high 3 special teams tackles and played from scrimmage in **game 9 vs. Oak. (11/11)**
- Saw action in all four playoff games, finishing second on the team with 3 special teams tackles...Threw the lead block on Jacoby Jones' 108-yard KOR for a TD in the 34-31 victory in Super Bowl XLVII vs. SF (2/3/13)

2011: (5/0, 0/0) Totaled 3 rushes for 8 yards as a rookie... Missed nine games due to a thigh injury

- Recorded his first-career NFL carry (finished with 3 attempts for 8 yards) in **game 3 at STL (9/25)**
- Saw action in his first-career NFL game on special teams in the 35-7 victory in the **season opener vs. Pit. (9/11)**
- Was a game-day inactive for both playoff games

COLLEGE: Started all 26 games at Georgia Tech and saw action in 51 games overall (played in 25 games - including nine starts - at Louisville in 2006-07)...Finished his career with 546 attempts for 3,036 yards and 33 TDs (304 for 1,934 and 13 at Georgia Tech)...Also pulled in 33 passes for 401 yards and 5 TDs (8 for 200 and 2 at Georgia Tech)...Ranked second in

the ACC with 109.6 rushing yards per game in 2010...Carried the ball 240 times for a team-leading 1,316 yards and 7 TDs in 2010...Posted 5 100-yard rushing games...Finished third on the team with 759 combined yards for an 11-2 Georgia Tech team that earned a berth in the FedEx Orange Bowl as a junior in 2009...Sat out at Georgia Tech under NCAA transfer rules in 2008...Carried the ball 146 times for 696 yards and 7 TDs, as well as netting a career-high 21 receptions for 153 yards and 2 TDs as a sophomore at Louisville in 2007... Had 5 multi-TD games when he led the team with 14 TDs (13 rushing/1 receiving) at Louisville as a freshman in 2006... Carried 96 times for 406 yards and a career-high and team-best 13 rushing TDs.

HIGH SCHOOL, PERSONAL: Prepped at Jesuit (Tampa, FL) HS, where he was a three-year starter at RB and MLB... Earned All-State and All-County as a senior after rushing for 1,151 yards and 15 TDs and posting 84 tackles on defense.. Rushed for 1,491 yards and 21 TDs as a junior, earning All-State and All-County honors...Also lettered in track and field, competing in the 100-meter run, high jump, long jump and triple jump.

COMMUNITY: Joined teammates in June 2012 to celebrate the inaugural Ravens Beach Bash in Ocean City, MD... Participated in several community events, including the Lardarius Webb Charity Bowling Classic, A Purple Evening, the Ravens' annual women's event at M&T Bank Stadium and the Ravens Hometown Huddle TEAM Challenge during 2012...Joined teammates and local coaches to demonstrate football fundamentals to 150 predominantly Hispanic youth at the annual Ravens' Worldwide Day of Play football clinic in celebration of Hispanic Heritage Month.

WORLD CHAMPIONS: SUPER BOWL XXXV AND SUPER BOWL XLVII

The Baltimore Ravens are one of four franchises (New England, NY Giants and Pittsburgh are the other three) to win multiple Super Bowls since the year 2000. Baltimore is the only NFL team to have played in multiple Super Bowls and win each game, capturing World Championships during the 2012 and 2000 seasons.



35 ANTHONY ALLEN

2012

GAME-BY-GAME OFFENSE

RAVENS Date/Opp.	RUSHING					RECEIVING				
	No.	Yds.	Avg.	LG	TD	No.	Yds.	Avg.	LG	TD
9/10 vs. Cin.	4	13	3.3	7	0	0	0	0.0	0	0
9/16 @ Phi.	0	0	0.0	0	0	0	0	0.0	0	0
9/23 vs. NE	0	0	0.0	0	0	0	0	0.0	0	0
9/27 vs. Cle.	0	0	0.0	0	0	0	0	0.0	0	0
10/7 @ KC	1	0	0.0	0	0	0	0	0.0	0	0
10/14 vs. Dal.	0	0	0.0	0	0	0	0	0.0	0	0
10/21 @ Hou.	0	0	0.0	0	0	0	0	0.0	0	0
11/4 @ Cle.	0	0	0.0	0	0	0	0	0.0	0	0
11/11 vs. Oak.	0	0	0.0	0	0	0	0	0.0	0	0
11/18 @ Pit.	0	0	0.0	0	0	0	0	0.0	0	0
11/25 @ SD	0	0	0.0	0	0	0	0	0.0	0	0
12/2 vs. Pit.	0	0	0.0	0	0	0	0	0.0	0	0
12/9 @ Was.	0	0	0.0	0	0	0	0	0.0	0	0
12/16 vs. Den.	0	0	0.0	0	0	0	0	0.0	0	0
12/23 vs. NYG	1	7	7.0	7	0	1	5	5.0	5	0
12/30 @ Cin.	10	41	4.1	20	1	1	7	7.0	7	0
Totals	16	61	3.8	20	1	2	12	6.0	7	0
Playoffs										
1/6/13 vs. Ind.	0	0	0.0	0	0	0	0	0.0	0	0
1/12/13 @ Den.	0	0	0.0	0	0	0	0	0.0	0	0
1/20/13 @ NE	0	0	0.0	0	0	0	0	0.0	0	0
2/3/13 @ SF	0	0	0.0	0	0	0	0	0.0	0	0
Totals	0	0	0.0	0	0	0	0	0.0	0	0



REGULAR SEASON

Year	Team	GP	GS	RUSHING					RECEIVING				
				No.	Yards	Avg.	LG	TD	No.	Yards	Avg.	LG	TD
2011	Baltimore	5	0	3	8	2.7	3	0	0	0	0.0	0	0
2012	Baltimore	16	0	16	61	3.8	20	1	2	12	6.0	7	0
Totals		21	0	19	69	3.6	20	1	2	12	6.0	7	0

SPECIAL TEAMS TACKLES (12): 2012 (12)

CAREER SINGLE-GAME HIGHS (REGULAR SEASON)

RUSHING

Carries:
10 (12/30/12 at Cin.)
Yardage:
41 (12/30/12 at Cin.)
Long Gain:
20 (12/30/12 at Cin.)
Touchdowns:
1 (12/30/12 at Cin.)

RECEIVING

Receptions:
1 2 times (last: 12/30/12 at Cin.)
Yardage:
7 (12/30/12 at Cin.)
Long Gain:
7 (12/30/12 at Cin.)
Touchdowns:
None

Additional Statistics: Has a KOR for 18 yards (11/18/12 at Pit.)

POSTSEASON

Year	Team	GP	GS	RUSHING					RECEIVING				
				No.	Yards	Avg.	LG	TD	No.	Yards	Avg.	LG	TD
2011	Baltimore	0	0	0	0	0.0	0	0	0	0	0.0	0	0
2012	Baltimore	4	0	0	0	0.0	0	0	0	0	0.0	0	0
Totals		4	0	0	0	0.0	0	0	0	0	0.0	0	0

BALANCED OFFENSIVE ATTACK IN 2012

- The Ravens scored a single-season franchise-record 398 points, averaging the NFL's 10th-most points per game (24.9). Baltimore's team-record 254 points at home produced the NFL's fourth-best home scoring average of 31.8 ppg.
- Baltimore surrendered just 16 give-aways, setting a franchise single-season record low and tying (GB, NE and SF) for the NFL's second-fewest turnovers (Was. was first with 14).
- Baltimore produced 72 offensive plays of 20-or-more yards in 2012, setting a franchise record and ranking third in the NFL.



BALTIMORE
RAVENS

86

BILLY BAJEMA
TIGHT END | 6-4 | 259

COLLEGE: Oklahoma State HS: Westmoore (Oklahoma City, OK)
BORN: 10/31/82, Oklahoma City, OK
EXP. (NFL/RAVENS): 9/2 GP/GS (PLAYOFFS): 114/51 (4/0)

TRANSACTIONS

Billy Bajema re-signed with Baltimore on 6/11/13...Signed with the Ravens on 8/1/12...Released by the Rams on 8/1/12...Signed by St. Louis on 3/31/09...Originally selected by the 49ers in the seventh round (249th overall) of the 2005 NFL Draft.

CAREER

- Has 38 receptions for 398 yards and 2 TDs
- Produced 22 special teams tackles in his career



2012: (with Baltimore – 8/1, 4/0) Helped the Ravens score the most points (398) in franchise history and post the second-most total yards (5,640) in team history (5,723 in 1996), including a career-high 3,817 passing yards by QB Joe Flacco and 1,143 yards and 9 TDs rushing by RB Ray Rice

- Saw action from scrimmage and helped the Ravens rush for 206 yards and 2 TDs, as they out-gained the Bengals 352 to 189 in **game 16 at Cin. (12/30)**
- Played from scrimmage for an offense that gained a season-high 533 yards (224 rushing and 309 passing), the third-highest output in team history, in the 33-14 victory in **game 15 vs. NYG (12/23)**
- Started in place of an injured Ed Dickson (knee) in **game 12 vs. Pit. (12/2)**
- Saw action in all four playoff games from scrimmage and on special teams en route to helping the Ravens to a 34-31 victory against the 49ers in Super Bowl XLVII

2011: (with St. Louis – 16/12) Started a career-high 12 games, producing 9 receptions for 71 yards

- Started and pulled in 2 receptions for a 20 yards in **game 6 at Dal. (10/23)**
- Started and caught 2 passes for a season-high 21 yards in **game 1 vs. Phi. (9/11)**

2010: (with St. Louis – 13/8) Posted career highs in receptions (14), yards (145) and TDs (2), the first TDs of his career

- Netted 3 receptions for 32 yards, including a career-high 2 TDs, in **game 13 at Den. (11/28)**
- Started and pulled in 3 receptions for 34 yards in **game 3 vs. SD (10/17)**

2009: (with St. Louis – 16/5) Totaled 8 receptions for 94 yards...Also recorded 2 KORs for 26 yards

- Netted 2 receptions for a career-high 43 yards in **game 8 at Det. (11/1)**
- Posted 2 receptions for 19 yards in **game 15 at Ari. (12/27)**

2008: (with San Francisco – 16/10) Recorded 2 receptions for 34 yards...Also netted 2 KORs for a career-high 27 yards

- Registered 1 reception for a career-long 29 yards in the **season finale vs. Was. (12/28)**
- Posted 1 reception for 5 yards in **game 13 vs. NYJ (12/7)**

2007: (with San Francisco – 14/2) Saw action mostly on special teams and in blocking situations

2006: (with San Francisco – 16/6) Saw action mostly on special teams and in blocking situations...His two starts came in place of an injured Vernon Davis

2005: (with San Francisco – 15/7) Posted 5 receptions for 54 yards as a rookie

- Pulled in his first-career reception, good for 24 yards in **game 5 at Was. (10/23)**
- Made his first-career start in **game 2 at Phi. (9/18)**

COLLEGE: Started 37 of his 46 games for the Cowboys, totaling 52 receptions for 709 yards and 4 TDs...Earned All-Big 12 Conference honors as a junior in 2003 after starting 11 of 13 games, recording 12 receptions for 129 yards and 2 TDs...Pulled in 3 receptions for 99 yards, including a career-long 58-yarder as a sophomore in 2002...Posted 4 receptions for 16 yards as a freshman.

HIGH SCHOOL, PERSONAL: Prepped at Westmoore (Oklahoma City, OK) HS, where he was a three-sport performer...As a senior, primarily played QB, also seeing significant time at DE...Finished the season completing 69 of his 149 pass attempts for 845 yards with 7 TDs and 9 INTs...Earned honorable mention All-State honors from Both the *Daily Oklahoman* and the *Tulsa World*... Also listed among the Top 30 Oklahoma prospects by *First Down Sports*, and was selected to participate in the Oil Bowl (Texas vs. Oklahoma HS football All-Star game)...Also competed as a member of the Jaguars' basketball and baseball teams... Billy and his wife, Emily have two sons, Will and Ben and a daughter, Audrey-Kate.



86 BILLY BAJEMA

2012

GAME-BY-GAME OFFENSE										
RAVENS		RECEIVING				RUSHING				
Date/Opp.	No.	Yds.	Avg.	LG	TD	No.	Yds.	Avg.	LG	TD
9/10 vs. Cin.										
9/16 @ Phi.										
9/23 vs. NE										
9/27 vs. Cle.										
10/7 @ KC										
10/14 vs. Dal.	0	0	0.0	0	0	0	0	0.0	0	0
10/21 @ Hou.										
11/4 @ Cle.										
11/11 vs. Oak.										
11/18 @ Pit.	0	0	0.0	0	0	0	0	0.0	0	0
11/25 @ SD	0	0	0.0	0	0	0	0	0.0	0	0
12/2 vs. Pit.	0	0	0.0	0	0	0	0	0.0	0	0
12/9 @ Was.	0	0	0.0	0	0	0	0	0.0	0	0
12/16 vs. Den.	0	0	0.0	0	0	0	0	0.0	0	0
12/23 vs. NYG	0	0	0.0	0	0	0	0	0.0	0	0
12/30 @ Cin.	0	0	0.0	0	0	0	0	0.0	0	0
Totals	0	0	0.0	0	0	0	0	0.0	0	0
Playoffs										
1/6/13 vs. Ind.	0	0	0.0	0	0	0	0	0.0	0	0
1/12/13 @ Den.	0	0	0.0	0	0	0	0	0.0	0	0
1/20/13 @ NE	0	0	0.0	0	0	0	0	0.0	0	0
2/3/13 @ SF	0	0	0.0	0	0	0	0	0.0	0	0
Totals	0	0	0.0	0	0	0	0	0.0	0	0

2011

GAME-BY-GAME										
RAMS		RECEIVING				RUSHING				
Date/Opp.	No.	Yds.	Avg.	LG	TD	No.	Yds.	Avg.	LG	TD
9/11 vs. Phi.	2	21	10.5	19	0	0	0	0.0	0	0
9/19 @ NYG	0	0	0.0	0	0	0	0	0.0	0	0
9/25 vs. Bal.	0	0	0.0	0	0	0	0	0.0	0	0
10/2 vs. Was.	2	11	5.5	7	0	0	0	0.0	0	0
10/16 @ GB	0	0	0.0	0	0	0	0	0.0	0	0
10/23 @ Dal.	2	20	10.0	12	0	0	0	0.0	0	0
10/30 vs. NO	1	7	7.0	7	0	0	0	0.0	0	0
11/6 @ Ari.	0	0	0.0	0	0	0	0	0.0	0	0
11/13 @ Cle.	2	12	6.0	7	0	0	0	0.0	0	0
11/20 vs. Sea.	0	0	0.0	0	0	0	0	0.0	0	0
11/27 vs. Ari.	0	0	0.0	0	0	0	0	0.0	0	0
12/4 @ SF	0	0	0.0	0	0	0	0	0.0	0	0
12/12 @ Sea.	0	0	0.0	0	0	0	0	0.0	0	0
12/18 vs. Cin.	0	0	0.0	0	0	0	0	0.0	0	0
12/24 @ Pit.	0	0	0.0	0	0	0	0	0.0	0	0
1/1/12 vs. SF	0	0	0.0	0	0	0	0	0.0	0	0
Totals	9	71	7.9	19	0	0	0	0.0	0	0

2010

GAME-BY-GAME										
RAMS		RECEIVING				RUSHING				
Date/Opp.	No.	Yds.	Avg.	LG	TD	No.	Yds.	Avg.	LG	TD
9/12 vs. Ari.	3	18	6.0	15	0	0	0	0.0	0	0
9/19 @ Oak.	1	13	13.0	0	0	0	0	0.0	0	0
9/26 vs. Was.						-	-	--	-	-
10/3 vs. Sea.						-	-	--	-	-
10/10 @ Det.						-	-	--	-	-
10/17 vs. SD	3	34	11.3	18	0	0	0	0.0	0	0
10/24 @ TB	0	0	0.0	0	0	0	0	0.0	0	0
10/31 vs. Car.	0	0	0.0	0	0	0	0	0.0	0	0
11/14 @ SF	0	0	0.0	0	0	0	0	0.0	0	0
11/21 vs. Atl.	1	9	9.0	9	0	0	0	0.0	0	0
11/28 @ Den.	3	32	10.7	26t	2	0	0	0.0	0	0
12/5 @ Ari.	2	39	19.5	26	0	0	0	0.0	0	0
12/12 @ NO	1	0	0.0	0	0	0	0	0.0	0	0
12/19 vs. KC	0	0	0.0	0	0	0	0	0.0	0	0
12/26 vs. SF	0	0	0.0	0	0	0	0	0.0	0	0
1/2/11 @ Sea.	0	0	0.0	0	0	0	0	0.0	0	0
Totals	14	145	10.4	26t	2	0	0	0.0	0	0

2009

GAME-BY-GAME										
RAMS		RECEIVING				RUSHING				
Date/Opp.	No.	Yds.	Avg.	LG	TD	No.	Yds.	Avg.	LG	TD
9/13 @ Sea.	0	0	0.0	0	0	0	0	0.0	0	0
9/20 @ Was.	0	0	0.0	0	0	0	0	0.0	0	0
9/27 vs. GB	0	0	0.0	0	0	0	0	0.0	0	0
10/4 @ SF	0	0	0.0	0	0	0	0	0.0	0	0
10/11 vs. Min.	0	0	0.0	0	0	0	0	0.0	0	0
10/18 @ Jax.	0	0	0.0	0	0	0	0	0.0	0	0
10/25 vs. Ind.	0	0	0.0	0	0	0	0	0.0	0	0
11/1 @ Det.	2	43	21.5	27	0	0	0	0.0	0	0
11/15 vs. NO	1	12	12.0	12	0	0	0	0.0	0	0
11/22 vs. Ari.	1	6	6.0	6	0	0	0	0.0	0	0
11/29 vs. Sea.	1	6	6.0	6	0	0	0	0.0	0	0
12/6 @ Chi.	0	0	0.0	0	0	0	0	0.0	0	0
12/13 @ Ten.	1	8	8.0	8	0	0	0	0.0	0	0
12/20 vs. Hou.	0	0	0.0	0	0	0	0	0.0	0	0
12/27 @ Ari.	2	19	9.5	12	0	0	0	0.0	0	0
1/3/10 vs. SF	0	0	0.0	0	0	0	0	0.0	0	0
Totals	8	94	11.8	27	0	0	0	0.0	0	0

2008

GAME-BY-GAME										
49ERS		RECEIVING				RUSHING				
Date/Opp.	No.	Yds.	Avg.	LG	TD	No.	Yds.	Avg.	LG	TD
9/7 vs. Ari.	0	0	0.0	0	0	0	0	0.0	0	0
9/14 @ Sea.	0	0	0.0	0	0	0	0	0.0	0	0
9/21 vs. Det.	0	0	0.0	0	0	0	0	0.0	0	0
9/28 @ NO	0	0	0.0	0	0	0	0	0.0	0	0
10/5 vs. NE	0	0	0.0	0	0	0	0	0.0	0	0
10/12 vs. Phi.	0	0	0.0	0	0	0	0	0.0	0	0
10/19 @ NYG	0	0	0.0	0	0	0	0	0.0	0	0
10/26 vs. Sea.	0	0	0.0	0	0	0	0	0.0	0	0
11/10 @ Ari.	0	0	0.0	0	0	0	0	0.0	0	0
11/16 vs. STL	0	0	0.0	0	0	0	0	0.0	0	0
11/23 @ Dal.	0	0	0.0	0	0	0	0	0.0	0	0
11/30 @ Buf.	0	0	0.0	0	0	0	0	0.0	0	0
12/7 vs. NYJ	1	5	5.0	5	0	0	0	0.0	0	0
12/14 @ Mia.	0	0	0.0	0	0	0	0	0.0	0	0
12/21 @ STL	0	0	0.0	0	0	0	0	0.0	0	0
12/28 vs. Was.	1	29	29.0	29	0	0	0	0.0	0	0
Totals	2	34	17.0	29	0	0	0	0.0	0	0

2007

GAME-BY-GAME										
49ERS		RECEIVING				RUSHING				
Date/Opp.	No.	Yds.	Avg.	LG	TD	No.	Yds.	Avg.	LG	TD
9/10 vs. Ari.	0	0	0.0	0	0	0	0	0.0	0	0
9/16 @ STL						-	-	--	-	-
9/23 @ Pit.	0	0	0.0	0	0	0	0	0.0	0	0
9/30 vs. Sea.	0	0	0.0	0	0	0	0	0.0	0	0
10/7 vs. Bal.						-	-	--	-	-
10/21 @ NYG	0	0	0.0	0	0	0	0	0.0	0	0
10/28 vs. NO	0	0	0.0	0	0	0	0	0.0	0	0
11/4 @ Atl.	0	0	0.0	0	0	0	0	0.0	0	0
11/12 @ Sea.	0	0	0.0	0	0	0	0	0.0	0	0
11/18 vs. STL	0	0	0.0	0	0	0	0	0.0	0	0
11/25 @ Ari.	0	0	0.0	0	0	0	0	0.0	0	0
12/2 @ Car.	0	0	0.0	0	0	0	0	0.0	0	0
12/9 vs. Min.	0	0	0.0	0	0	0	0	0.0	0	0
12/15 vs. Cin.	0	0	0.0	0	0	0	0	0.0	0	0
12/23 vs. TB	0	0	0.0	0	0	0	0	0.0	0	0
12/30 @ Cle.	0	0	0.0	0	0	0	0	0.0	0	0
Totals	0	0	0.0	0	0	0	0	0.0	0	0

86 BILLY BAJEMA

2006

GAME-BY-GAME

Date/Opp.	RECEIVING					RUSHING				
	No.	Yds.	Avg.	LG	TD	No.	Yds.	Avg.	LG	TD
9/10 @ Ari.	0	0	0.0	0	0	0	0	0.0	0	0
9/17 vs. STL	0	0	0.0	0	0	0	0	0	0	0
9/24 vs. Phi.	0	0	0.0	0	0	0	0	0.0	0	0
10/1 @ KC	0	0	0.0	0	0	0	0	0.0	0	0
10/8 vs. Oak.	0	0	0.0	0	0	0	0	0	0	0
10/15 vs. SD	0	0	0.0	0	0	0	0	0.0	0	0
10/29 @ Chi.	0	0	0.0	0	0	0	0	0.0	0	0
11/5 vs. Min.	0	0	0.0	0	0	0	0	0.0	0	0
11/12 @ Det.	0	0	0.0	0	0	0	0	0.0	0	0
11/19 vs. Sea.	0	0	0.0	0	0	0	0	0.0	0	0
11/26 @ STL	0	0	0.0	0	0	0	0	0.0	0	0
12/3 @ NO	0	0	0.0	0	0	0	0	0.0	0	0
12/10 vs. GB	0	0	0.0	0	0	0	0	0.0	0	0
12/14 @ Sea.	0	0	0.0	0	0	0	0	0.0	0	0
12/24 vs. Ari.	0	0	0.0	0	0	0	0	0.0	0	0
12/31 @ Den.	0	0	0.0	0	0	0	0	0.0	0	0
Totals	0	0	0.0	0	0	0	0	0.0	0	0

2005

GAME-BY-GAME

Date/Opp.	RECEIVING					RUSHING				
	No.	Yds.	Avg.	LG	TD	No.	Yds.	Avg.	LG	TD
9/11 vs. STL	0	0	0.0	0	0	0	0	0.0	0	0
9/18 @ Phi.	0	0	0.0	0	0	0	0	0.0	0	0
9/25 vs. Dal.	INACTIVE					-	-	--	-	-
10/2 @ Ari.	0	0	0.0	0	0	0	0	0.0	0	0
10/9 vs. Ind.	1	0	0.0	0	0	0	0	0.0	0	0
10/23 @ Was.	1	24	24.0	24	0	0	0	0.0	0	0
10/30 vs. TB	1	5	5.0	5	0	0	0	0.0	0	0
11/6 vs. NYG	0	0	0.0	0	0	0	0	0.0	0	0
11/13 @ Chi.	0	0	0.0	0	0	0	0	0.0	0	0
11/20 vs. Sea.	1	5	5.0	5	0	0	0	0.0	0	0
11/27 @ Ten.	1	20	20.0	20	0	0	0	0.0	0	0
12/4 vs. Ari.	0	0	0.0	0	0	0	0	0.0	0	0
12/11 @ Sea.	0	0	0.0	0	0	0	0	0.0	0	0
12/18 @ Jax.	0	0	0.0	0	0	0	0	0.0	0	0
12/24 @ STL	0	0	0.0	0	0	0	0	0.0	0	0
1/1/06 vs. Hou.	0	0	0.0	0	0	0	0	0.0	0	0
Totals	5	54	10.8	24	0	0	0	0.0	0	0

REGULAR SEASON

Year	Team	GP	GS	RECEIVING					RUSHING				
				No.	Yards	Avg.	LG	TD	No.	Yards	Avg.	LG	TD
2005	San Francisco	15	7	5	54	10.8	24	0	0	0	0	0	0
2006	San Francisco	16	6	0	0	0.0	0	0	0	0	0	0	0
2007	San Francisco	14	2	0	0	0.0	0	0	0	0	0	0	0
2008	San Francisco	16	10	2	34	17.0	29	0	0	0	0	0	0
2009	St. Louis	16	5	8	94	11.8	27	0	0	0	0	0	0
2010	St. Louis	13	8	14	145	10.4	26t	2	0	0	0	0	0
2011	St. Louis	16	12	9	71	7.9	19	0	0	0	0	0	0
2012	Baltimore	8	1	0	0	0.0	0	0	0	0	0	0	0
Totals		114	51	38	398	10.5	29	2	0	0	0.0	0	0

CAREER SINGLE-GAME HIGHS (REGULAR SEASON)

Receptions:

3 3 times (last: 11/28/10 at Den.)

Long gain:

29 (12/28/08 vs. Was.)

Yardage:

43 (11/1/09 at Det.)

Touchdowns:

2 (11/28/10 at Den.)

POSTSEASON

Year	Team	GP	GS	RECEIVING					RUSHING				
				No.	Yards	Avg.	LG	TD	No.	Yards	Avg.	LG	TD
2012	Baltimore	4	0	0	0	0.0	0	0	0	0	0	0	0
Totals		4	0	0	0	0.0	0	0	0	0	0.0	0	0





BALTIMORE
RAVENS

28

DAMIEN BERRY
RUNNING BACK | 5-10 | 223

COLLEGE: Miami **HS:** Glades Central (Belle Glade, FL)
BORN: 10/21/88, Belle Glade, FL
EXP. (NFL/RAVENS): 2/2 **GP/GS (PLAYOFFS):** 0/0 (0/0)

TRANSACTIONS

Damien Berry signed with the Ravens as a rookie free agent on 7/28/11.

CAREER

- Spent the entire 2012 season on Injured Reserve (neck/shoulder)
- Was on the Ravens’ practice squad as a rookie free agent in 2011



2012: (IR) Missed the entire season after being placed on Injured Reserve (neck/shoulder) on 8/31

2011: (0/0, 0/0) Spent the entire season on the Ravens’ practice squad

COLLEGE: Played in 44 contests (10 starts) at Miami, finishing his career with 1,515 rushing yards and 13 TDs on 283 attempts...Added 15 receptions for 165 yards and 1 TD... Began his career as a safety and special teamer before fully transitioning to RB...Tallied six 100-yard rushing games as a Hurricane...Earned second-team All-ACC honors as a senior in 2010, becoming just the fifth UM player since 1975 to rush for 100 yards in three straight games (101 at Clemson, 101 vs. Florida State and 111 at Duke)...The other three players to accomplish the feat are Willis McGahee, Edgerrin James and Clinton Portis...Was the only player in the ACC to rush for four-straight 100-yard games during the season...Played in 12 games as a senior (10 starts), and led the team with 899 rushing yards and 5 TDs on 190 carries to finish as the ACC’s third-leading rusher...Posted five games of 70 or more yards, including six straight contests (9/11-10/23)...Honored by the Hurricanes’ media contingent with the 2010 “Good Guy” Award...As a junior in 2009, was the team’s second-leading rusher, posting 616 yards on 93 carries and a team-high 8 rushing TDs...Averaged 6.6 yards per carry and scored a TD in seven of Miami’s last nine contests...Saw his first-career

action at RB against Florida A&M on 10/10, gaining a career-high 162 yards on 14 carries (all in the second half), adding a TD and career-long 49-yard rush...Also played on the KO coverage team and registered 6 total tackles (5 solo)... Made the move to RB as a sophomore in 2008 and excelled on special teams, seeing action in seven games on the KO coverage unit...Named the Offensive Scout Team Player of the Year...Saw action in all 12 games as a true freshman, playing only on special teams in the first 11 contests and then seeing time at safety in the season finale at Boston College... Registered 3 solo and 5 assisted tackles on special teams.

HIGH SCHOOL, PERSONAL: Prepped at Suncoast (Riviera Beach, FL) HS his first three years before transferring to Glades Central (Belle Glade, FL) HS...As a senior in 2006, rushed for 1,080 yards and 19 TDs...As a junior at Suncoast, rushed for 530 yards and 5 TDs, adding 3 INTs on defense... Rated the No. 7 safety prospect and No. 14 overall player on the Florida Top 100 by Rivals.com...Son of former Hurricane DB Kenny Berry (1987-89).

COMMUNITY: Supports Ravens’ team and player charitable initiatives, including A Purple Evening, the Ravens’ annual women’s event at M&T Bank Stadium, the Lardarius Webb Charity Bowling Classic and LaQuan Williams’ Thanksgiving food distribution in downtown Baltimore (Nov. 2012).

FIVE STRAIGHT

The Ravens are the only team to earn a playoff berth in each of the last five seasons (2008-12), winning at least one game in each.

MOST NFL PLAYOFF BERTHS / PAST FIVE SEASONS

Berths	Team	Seasons
5	Baltimore Ravens	2008-12
4	Atlanta Falcons	2008, 2010-12
4	Green Bay Packers	2009-12
4	Indianapolis Colts	2008-10, 2012
4	New England Patriots	2009-12

Playoffs Quick Hit: With a 9-4 playoff record under John Harbaugh, the Ravens have won the NFL’s most postseason games since his 2008 Baltimore arrival.



BALTIMORE
RAVENS

23

CHYKIE BROWN
CORNERBACK | 5-11 | 190

COLLEGE: Texas HS: North Shore (Houston, TX)

BORN: 12/26/86, Houston, TX

EXP. (NFL/RAVENS): 3/3 GP/GS (PLAYOFFS): 23/1 (4/2)

TRANSACTIONS

Chykie Brown was selected by the Ravens in the fifth round (164th overall) of the 2011 NFL Draft...Brown was the first of two picks in the fifth round (DE Pernell McPhee, 165th).

CAREER

- Has 17 tackles (15 solo) and 7 PD from scrimmage and 12 special teams stops
- Posted a career-high 4 PD vs. NYG (12/23/12)
- Started his first-career NFL game and tied a career high with 3 solo tackles vs. Pit. (12/2/12)
- Recorded his first-career tackles (finished with 3 stops) from scrimmage vs. Ind. (12/11/11)
- Saw action in his first-career NFL game at STL (9/25/11)



2012: (16/1, 4/2) Posted career highs in tackles (14), PD (6) and special teams stops (11 - finished third on the team)

- Recorded 2 solo tackles and led the team with a career-high 4 PD in the 33-14 victory in **game 15 vs. NYG (12/23)**
- Started his first-career NFL game and tied a career high with 3 solo tackles in **game 12 vs. Pit. (12/2)**
- Led the team with a career-high 2 solo special teams tackles in the 44-13 win in **game 1 vs. Cin. (9/10)**
- Recorded 9 tackles (7 solo) and 2 PD in 4 postseason contests, including 2 starts

2011: (7/0, 0/0) Produced 3 tackles and 1 PD from scrimmage and 1 special teams stop as a rookie

- Produced 3 solo tackles (first-career tackles from scrimmage) and 1 PD in the 24-10 win in **game 13 vs. Ind. (12/11)**
- Played from scrimmage and on special teams in the 34-17 victory in **game 4 vs. NYJ (10/2)**
- Saw action on special teams (first-career NFL game) in the 37-7 victory in **game 3 at STL (9/25)**
- Was a game-day inactive for both playoff games

COLLEGE: Started 23 of 45 games played at Texas and finished his Longhorns career with 106 tackles (71 solo), 24 PD, 4 sacks, 9 TFL, 2 FFs and 2 INTs...Started all nine games he played and posted 19 tackles (14 solo), 7 PD, 2 TFL, 1 FF and 1 sack (-13 yards) despite missing the final three games of the season due to a forearm injury as a senior in 2010... Helped Texas rank sixth nationally in total defense (300.2 ypg) and passing defense (161.6 ypg)...Saw action in 14 games, including nine starts, and posted a college-high 48 tackles (31 solo), 2 INTs, 8 PD, 2 sacks, 5 TFL and 1 FF...Helped Texas finish second in the Big 12 and 19th in the country in pass defense (179.6 ypg), third nationally in total defense (251.9 ypg), as well as 12th nationally in scoring defense (16.7 ppg)...

Longhorns led the nation with 25 INTs and tied for first with 37 forced turnovers...Saw action in 11 games (eight starts), and compiled 28 tackles, 9 PD, a sack and 2 TFL despite being limited in three midseason games with an ankle injury as a sophomore in 2008...Helped UT rank first in the Big 12 in scoring defense (18.8 ppg/18th NCAA), total defense (342.9 ypg), rushing defense (83.5 ypg/third NCAA) and second in pass efficiency defense (124.2 rating)...Played in 11 games and posted 11 tackles and tied for second on the team with 8 special teams stops as a redshirt freshman in 2007... Redshirted as a true freshman in 2006.

HIGH SCHOOL, PERSONAL: Prepped at North Shore (Houston, TX) HS, finishing his career with 120 tackles, 10 INTs, 19 PD, 8 TFL, 4 FFs and 3 FRs...Earned All-State honors, playing at FS, CB, RB and WR...Also was a two-time All-District choice... Led his team to a 22-2 record over his final two seasons, garnering first-team Class 5A All-State accolades from the *Associated Press* and *Texas Sports Writers Association* as a senior...Posted 78 tackles, 5 INTs, 7 PD, 2 FFs and 2 FRs as a senior.

COMMUNITY: Joined teammates in June 2012-13 to celebrate the annual Ravens Beach Bash in Ocean City, MD...Supported the Ravens Hometown Huddle in Oct. 2012 by taking part in the first-ever Ravens TEAM Challenge at M&T Bank Stadium...Joined teammates and Ravens cheerleaders to complete various tasks alongside students from Baltimore's Dogwood Elementary School...The NFL/United Way Hometown Huddle is a league-wide day of service designed to bring awareness and impact to the issue of youth health and fitness...Additionally, supports teammates' charitable initiatives, including the Lardarius Webb Charity Bowling Classic, James Ihedigbo's Hope Africa Fundraiser, Ed Reed's Turkey Distribution at the SEED School and Vonta Leach's Celebrity Billiards Tournament benefitting breast cancer research.

23 CHYKIE BROWN

2012

GAME-BY-GAME DEFENSE

RAVENS

Date/Opp.	TT	Solo	Asst.	Sacks	INT	PD	FF	FR
9/10 vs. Cin.	0	0	0	0-0	0-0	0	0	0
9/16 @ Phi.	0	0	0	0-0	0-0	0	0	0
9/23 vs. NE	0	0	0	0-0	0-0	0	0	0
9/27 vs. Cle.	0	0	0	0-0	0-0	0	0	0
10/7 @ KC	0	0	0	0-0	0-0	0	0	0
10/14 vs. Dal.	0	0	0	0-0	0-0	1	0	0
10/21 @ Hou.	0	0	0	0-0	0-0	0	0	0
11/4 @ Cle.	0	0	0	0-0	0-0	0	0	0
11/11 vs. Oak.	2	2	0	0-0	0-0	0	0	0
11/18 @ Pit.	1	1	0	0-0	0-0	0	0	0
11/25 @ SD	2	1	1	0-0	0-0	0	0	0
12/2 vs. Pit.	3	3	0	0-0	0-0	0	0	0
12/9 @ Was.	0	0	0	0-0	0-0	0	0	0
12/16 vs. Den.	1	1	0	0-0	0-0	0	0	0
12/23 vs. NYG	2	2	0	0-0	0-0	4	0	0
12/30 @ Cin.	3	2	1	0-0	0-0	1	0	0
Totals	14	12	2	0-0	0-0	6	0	0

Playoffs

1/6/13 vs. Ind.	4	3	1	0-0	0-0	1	0	0
1/12/13 @ Den.	4	3	1	0-0	0-0	1	0	0
1/20/13 @ NE	1	1	0	0-0	0-0	0	0	0
2/3/13 @ SF	0	0	0	0-0	0-0	0	0	0
Totals	9	7	2	0-0	0-0	2	0	0

2011

GAME-BY-GAME DEFENSE

RAVENS

Date/Opp.	TT	Solo	Asst.	Sacks	INT	PD	FF	FR
9/11 vs. Pit.				INACTIVE				
9/18 @ Ten.				INACTIVE				
9/25 @ STL	0	0	0	0-0	0-0	0	0	0
10/2 vs. NYJ	0	0	0	0-0	0-0	0	0	0
10/16 vs. Hou.	0	0	0	0-0	0-0	0	0	0
10/24 @ Jax.				ACTIVE, BUT DID NOT PLAY				
10/30 vs. Ari.				INACTIVE				
11/6 @ Pit.				INACTIVE				
11/13 @ Sea.				INACTIVE				
11/20 vs. Cin.				INACTIVE				
11/24 vs. SF				ACTIVE, BUT DID NOT PLAY				
12/4 @ Cle.				INACTIVE				
12/11 vs. Ind.	3	3	0	0-0	0-0	1	0	0
12/18 @ SD	0	0	0	0-0	0-0	0	0	0
12/24 vs. Cle.	0	0	0	0-0	0-0	0	0	0
1/1/12 @ Cin.				SAW ACTION ON SPECIAL TEAMS				
Totals	3	3	0	0-0	0-0	1	0	0

Playoffs

1/15/12 vs. Hou.				INACTIVE				
1/22/12 @ NE				INACTIVE				
Totals	0	0	0	0-0	0-0	0	0	0

REGULAR SEASON

Year	Team	GP	GS	TACKLES			SACKS		INTERCEPTIONS					FUMBLES		
				TT	Solo	Asst.	No.	Yards	No.	Yards	LG	TD	PD	FF	FR	Yards
2011	Baltimore	7	0	3	3	0	0.0	0.0	0	0	0	0	1	0	0	0
2012	Baltimore	16	1	14	12	2	0.0	0.0	0	0	0	0	6	0	0	0
Totals		23	1	17	15	2	0.0	0.0	0	0	0	0	7	0	0	0

SPECIAL TEAMS TACKLES (12): 2011 (1); 2012 (11)

CAREER SINGLE-GAME HIGHS (REGULAR SEASON)

Total Tackles:	Solo Tackles:
3 3 times (last: 12/30/12 at Cin.)	3 2 times (last: 12/2/12 vs. Pit.)
Sacks:	Interceptions:
None	None
Forced Fumbles:	Fumble Recoveries:
None	None
Passes Defensed:	
4 (12/23/12 vs. NYG)	

POSTSEASON

Year	Team	GP	GS	TACKLES			SACKS		INTERCEPTIONS					FUMBLES			
				TT	Solo	Asst.	No.	Yards	No.	Yards	LG	TD	PD	FF	FR	Yards	
2011	Baltimore	0	0	0	0	0	0.0	0.0	0	0	0	0	0	0	0	0	0
2012	Baltimore	4	2	9	7	2	0.0	0.0	0	0	0	0	2	0	0	0	
Totals		4	2	9	7	2	0.0	0.0	0	0	0	0	2	0	0	0	

2012 RED ZONE FORCE

The Ravens' defense was stout in the red zone in 2012, with Baltimore's unit permitting a 43.4% TD efficiency mark, ranking as the NFL's second-best figure. The 2012 campaign marked the ninth-consecutive season that the Ravens have ranked in the NFL's Top 5 in red zone defense: 2004 (second), 2005 (fifth), 2006 (first), 2007 (third), 2008 (second), 2009 (fourth), 2010 (fifth), 2011 (first) and 2012 (second).

RED ZONE DEFENSE / TD PERCENTAGE (2012 Season)

Rk.	Team	RZ Drives	RZ TDs	RZ TD Pct.
1	Miami Dolphins	54	23	42.6
2	Baltimore Ravens	53	23	43.4
3	Arizona Cardinals	45	20	44.4
4	Seattle Seahawks	38	17	44.7
5	Atlanta Falcons	42	19	45.2



BALTIMORE
RAVENS

31

OMAR BROWN
SAFETY | 5-11 | 195

COLLEGE: Marshall HS: Berkeley (SC)

BORN: 6/6/88, Moncks Corner, SC

EXP. (NFL/RAVENS): 2/2 GP/GS (PLAYOFFS): 3/0 (0/0)

TRANSACTIONS

Omar Brown was signed to the Ravens' active roster from their practice squad on 12/12/12...Originally signed with the Ravens as a rookie free agent on 5/10/12.

CAREER

- Has 3 tackles (2 solo) and 1 sack (-9 yards)
- Recorded his first-career NFL tackle and first-career sack vs. NYG (12/23/12)
- Saw action in his first-career NFL game vs. Den. (12/16/12)

2012: (3/0, 0/0) Recorded 3 tackles, including 1 sack (-9 yards), and had a FR on special teams as a rookie...Was on the Ravens' practice squad for the first 13 weeks of the season before being signed to the active roster on 12/12

- Played from scrimmage and posted a career-high 2 tackles in **game 16 at Cin. (12/30)**
- Saw his first-career action from scrimmage and recorded his first-career tackle, a sack (-9 yards), in **game 15 vs. NYG (12/23)**
- Saw action in his first-career NFL game (on special teams) in **game 14 vs. Den. (12/16)**
- Was a game-day inactive for all four postseason contests

COLLEGE: Appeared in 43 career games with the Thundering Herd, amassing 288 career tackles (166 solo), 9 INTs (102 return yards, 1 TD), 29 PD, 5 FFs and 1 FR...Earned first-team All-Conference USA honors as a senior in 2011, as he recorded a team-high 113 tackles (71 solo), 4 INTs (55 return yards, 1 TD), 4.5 TFL and 4 FFs after appearing in all 13 contests...Had a season-high 18 tackles (13 solo), 1 INT, 1 TFL and 1 FF at UCF...Recorded the longest INT return of his career, for his lone TD score, with a 48-yard INT-TD in the win over UAB...Played in all 12 games as a junior in 2010, posting



88 tackles (48 solo), 3 INTs (24 return yards), 1.5 TFL and 8 PD...Had a season-high 16 tackles (10 solo) against UCF...Saw action in all 13 games, starting nine, as a sophomore in 2009...Finished third on the team with 73 tackles (40 solo), adding 2 INTs (23 return yards) and 10 PD...Recorded his first-career INT and added 5 tackles (4 solo) and 1 PD in a win at Memphis...Had 6 tackles (4 solo), 1 INT (returned for 23 yards) and 2 PD in a win at SMU...Played in five games as a freshman in 2008, registering 14 tackles (7 solo), 1 FF and 1 PD...Posted a season-high 6 tackles (2 solo) and 1 PD in his first collegiate game against Illinois State...Majored in business management at Marshall.

HIGH SCHOOL, PERSONAL: Prepped at Berkeley (SC) HS, where he was an All-State selection...Recorded 100 tackles, 11 INTs and 25 PD as a senior, earning first-team All-Lowcountry honors and being named the All-Lowcountry Defensive Back of the Year.

COMMUNITY: In his rookie year, Brown supported team activities, including A Purple Evening, the Ravens' annual women's event at M&T Bank Stadium.

STINGY PLAYOFF DEFENSE

The Ravens have allowed 15.5 points per game in postseason play, the best playoff mark since the 1970 merger. Limiting the Colts to 9 points in the 2012 Wild Card win, it marked the ninth playoff game Baltimore has allowed 10-or-fewer points since 2000. Amazingly, no other team has more than four such games during this span.

NFL POSTSEASON SCORING DEFENSE (Since 1970 Merger / Min. Five Games)

Rk.	Team	G	Pts	Pts/Gm
1.	Baltimore Ravens	21	326	15.5
2.	Washington Redskins	34	554	16.3
3.	New York Giants	31	544	17.5



31 OMAR BROWN

2012

GAME-BY-GAME DEFENSE

RAVENS

Date/Opp.	TT	Solo	Asst.	Sacks	INT	PD	FF	FR
9/10 vs. Cin.				ON PRACTICE SQUAD				
9/16 @ Phi.				ON PRACTICE SQUAD				
9/23 vs. NE				ON PRACTICE SQUAD				
9/27 vs. Cle.				ON PRACTICE SQUAD				
10/7 @ KC				ON PRACTICE SQUAD				
10/14 vs. Dal.				ON PRACTICE SQUAD				
10/21 @ Hou.				ON PRACTICE SQUAD				
11/4 @ Cle.				ON PRACTICE SQUAD				
11/11 vs. Oak.				ON PRACTICE SQUAD				
11/18 @ Pit.				ON PRACTICE SQUAD				
11/25 @ SD				ON PRACTICE SQUAD				
12/2 vs. Pit.				ON PRACTICE SQUAD				
12/9 @ Was.				ON PRACTICE SQUAD				
12/16 vs. Den.				SAW ACTION ON SPECIAL TEAMS				
12/23 vs. NYG	1	1	0	1-9	0-0	0	0	0
12/30 @ Cin.	2	1	1	0-0	0-0	0	0	0
Totals	3	2	1	1-9	0-0	0	0	0
Playoffs								
1/6/13 vs. Ind.				INACTIVE				
1/12/13 @ Den.				INACTIVE				
1/20/13 @ NE				INACTIVE				
2/3/13 @ SF				INACTIVE				
Totals	0	0	0	0-0	0-0	0	0	0



REGULAR SEASON

Year	Team	GP	GS	TACKLES			SACKS		INTERCEPTIONS					FUMBLES				
				TT	Solo	Asst.	No.	Yards	No.	Yards	LG	TD	PD	FF	FR	Yards		
2012	Baltimore	3	0	3	2	1	1.0	9.0	0	0	0	0	0	0	0	0	0	0
Totals		3	0	3	2	1	1.0	9.0	0	0	0	0	0	0	0	0	0	0

SPECIAL TEAMS TACKLES (0): 2012 (0)

CAREER SINGLE-GAME HIGHS (REGULAR SEASON)

Total Tackles: 2 (12/30/12 at Cin.)	Solo Tackles: 1 2 times (last: 12/30/12 at Cin.)
Sacks: 1 (12/23/12 vs. NYG)	Interceptions: None
Forced Fumbles: None	Fumble Recoveries: None
Passes Defensed: None	

POSTSEASON

Year	Team	GP	GS	TACKLES			SACKS		INTERCEPTIONS					FUMBLES				
				TT	Solo	Asst.	No.	Yards	No.	Yards	LG	TD	PD	FF	FR	Yards		
2012	Baltimore	0	0	0	0	0	0.0	0.0	0	0	0	0	0	0	0	0	0	0
Totals		0	0	0	0	0	0.0	0.0	0	0	0	0	0	0	0	0	0	0

DOMINANT VS. THE DIVISION

Since John Harbaugh's Baltimore arrival in 2008, Baltimore has produced a 21-9 record in AFC North play. Impressively, from 2010-12 (a streak that ended vs. Pittsburgh in 2012's Week 13), the Ravens won 12-straight division games, which ties (Indy and GB) for the NFL's longest such run since 2002 divisional realignment.

NFL'S BEST RECORDS VS. OWN DIVISION (Since 2008)

Rk.	Team	Record	Pct.
1.	New England Patriots	24-6	.800
2.	Green Bay Packers	23-7	.767
3.	Baltimore Ravens	21-9	.700



BALTIMORE
RAVENS

56

JOSH BYNES
LINEBACKER | 6-1 | 240

COLLEGE: Auburn **HS:** Boyd Anderson (Lauderdale Lakes, FL)
BORN: 8/24/89, Lauderdale Lakes, FL
EXP. (NFL/RAVENS): 2/2 **GP/GS (PLAYOFFS):** 11/3 (4/0)

TRANSACTIONS

Josh Bynes was signed to the Ravens' active roster from their practice squad on 10/17/12...Originally signed with the Ravens as a rookie free agent on 7/28/11.

CAREER

- Has 31 tackles (18 solo) and 2 PD from scrimmage and 3 special teams tackles
- Produced Super Bowl XLVII's final tackle (Ted Ginn) that sealed the Ravens' 34-31 victory for Baltimore
- Posted a career-high 13 tackles in his first-career start vs. Den. (12/16/12)
- Recorded his first-career tackle from scrimmage in the 55-20 victory vs. Oak. (11/11/12)
- Played in his first-career NFL game vs. SF (11/24/11)



2012: (10/3, 4/0) Recorded career highs in tackles (31), solo stops (18) and PD (2) and posted 3 special teams tackles after being signed to the Ravens' active roster from their practice squad on 10/17/12

- Led the team with 9 tackles in the **season finale at Cin. (12/30)**
- Started his first-career NFL game, recording a team-leading and career-high 13 tackles (11 solo) and his first-career PD in **game 14 vs. Den. (12/16)**
- Saw action in all four playoff games, producing 2 solo special teams tackles, including a solo special teams tackle in the 34-31 victory in **Super Bowl XLVII vs. SF (2/3/13)** - the game's final tackle (Ted Ginn) that sealed the win for Baltimore

2011: (1/0, 0/0) Saw action in one game (on special teams) after being signed to the Ravens' active roster from their practice squad on 11/29

- Played in his first-career NFL game, on special teams, in **game 11 vs. SF (11/24)**
- Re-signed to the Ravens' practice squad on 12/1 after being waived by Baltimore on 11/29...Signed to Baltimore's active roster from their practice squad on 11/23...Signed to the Ravens' practice squad on 11/9

COLLEGE: Appeared in 43 career games with the Tigers, recording 238 tackles (127 solo), 7 INTs, 19 PD, 2 FFs and 2 FRs...Led the team in tackles in both 2009 and 2010...Started 35-consecutive games dating back to his sophomore year...Netted 73 tackles, including 36 solo, 3 INTs, 5 PD and 1 FF, helping lead Auburn to a National Championship as a senior

in 2010...Started all 13 games and led the team with 104 tackles (ranked ninth in tackles per game – 8.0) as a junior in 2009...Posted a career-high 12 tackles (10 solo) against West Virginia...Netted 10 tackles, including 7 solo, against Northwestern in the Outback Bowl...Played in 12 games, including eight starts as a sophomore in 2008...Finished fifth on the team with 53 tackles and a team-high 3 INTs...Made his first-career start against Tennessee and led the team with 11 tackles...Appeared in five games as a freshman in 2007, totaling 10 tackles (8 solo).

HIGH SCHOOL, PERSONAL: Prepped at Boyd Anderson (Lauderdale Lakes, FL) HS...Totaled 110 tackles, 4 FFs, 3 FRs and 2 sacks in just eight games as a senior...Led Boyd Anderson to a 9-3 overall record and to the second round of the state playoffs as a senior...Earned Broward County Defensive Player of the Year honors in 2006...Ranked ninth nationally among ILBs and 31st overall in Florida by *Rivals.com*...Played in the Broward County All-Star game in 2006.

COMMUNITY: Joined teammates and local coaches to demonstrate football fundamentals to 150 predominantly Hispanic youth at the annual Ravens' Worldwide Day of Play football clinic in celebration of Hispanic Heritage Month in Sept. 2012...Supports Ravens' team and player charitable initiatives, including A Purple Evening, the Ravens' annual women's event at M&T Bank Stadium, the Lardarius Webb Charity Bowling Classic, the Ngata Family Foundation Luau and Jameel McClain's Thanksgiving Dinner at the Salvation Army.

DID YOU KNOW?

Dating back to the 1999 season, the Ravens have allowed the second-fewest 100-yard rushers (31) in the NFL. (Pittsburgh ranks first with 26.)

56 JOSH BYNES

2012

GAME-BY-GAME DEFENSE

RAVENS

Date/Opp.	TT	Solo	Asst.	Sacks	INT	PD	FF	FR
9/10 vs. Cin.								
9/16 @ Phi.								
9/23 vs. NE								
9/27 vs. Cle.								
10/7 @ KC								
10/14 vs. Dal.								
10/21 @ Hou.	0	0	0	0-0	0-0	0	0	0
11/4 @ Cle.								
11/11 vs. Oak.	1	1	0	0-0	0-0	0	0	0
11/18 @ Pit.	0	0	0	0-0	0-0	0	0	0
11/25 @ SD	0	0	0	0-0	0-0	0	0	0
12/2 vs. Pit.	2	1	1	0-0	0-0	0	0	0
12/9 @ Was.	5	1	4	0-0	0-0	0	0	0
12/16 vs. Den.	13	11	2	0-0	0-0	1	0	0
12/23 vs. NYG	1	1	0	0-0	0-0	1	0	0
12/30 @ Cin.	9	3	6	0-0	0-0	0	0	0
Totals	31	18	13	0-0	0-0	2	0	0

Playoffs

1/6/13 vs. Ind.								
1/12/13 @ Den.								
1/20/13 @ NE								
2/3/13 @ SF								
Totals	0	0	0	0-0	0-0	0	0	0



REGULAR SEASON

Year	Team	GP	GS	TACKLES			SACKS		INTERCEPTIONS				FUMBLES				
				TT	Solo	Asst.	No.	Yards	No.	Yards	LG	TD	PD	FF	FR	Yards	
2011	Baltimore	1	0	0	0	0	0.0	0.0	0	0	0	0	0	0	0	0	0
2012	Baltimore	10	3	31	18	13	0.0	0.0	0	0	0	0	2	0	0	0	
Totals		11	3	31	18	13	0.0	0.0	0	0	0	0	2	0	0	0	

SPECIAL TEAMS TACKLES (3): 2012 (3)

CAREER SINGLE-GAME HIGHS (REGULAR SEASON)

Total Tackles: 13 (12/16/12 vs. Den.)	Solo Tackles: 11 (12/16/12 vs. Den.)
Sacks: None	INTs: None
Forced Fumbles: None	Fumble Recoveries: None
Passes Defensed: 1 2 times (last: 12/23/12 vs. NYG)	

POSTSEASON

Year	Team	GP	GS	TACKLES			SACKS		INTERCEPTIONS				FUMBLES			
				TT	Solo	Asst.	No.	Yards	No.	Yards	LG	TD	PD	FF	FR	Yards
2012	Baltimore	4	0	0	0	0	0.0	0.0	0	0	0	0	0	0	0	0
Totals		4	0	0	0	0	0.0	0.0	0	0	0	0	0	0	0	0

RAVENS FRANCHISE FIRSTS

EVENT	OPPONENT	DATE	LOCATION
First Win	Oakland Raiders	9/1/96	Memorial Stadium
First Loss	Pittsburgh Steelers	9/8/96	Three Rivers Stadium
First Reception (Vinny Testaverde to TE Brian Kinchen 27 yards - first quarter)	Oakland Raiders	9/1/96	Memorial Stadium
First Touchdown (Vinny Testaverde 9-yard run - first quarter)	Oakland Raiders	9/1/96	Memorial Stadium
First Interception (Ray Lewis - second quarter)	Oakland Raiders	9/1/96	Memorial Stadium
First Field Goal (Matt Stover, 25 yards - second quarter)	Oakland Raiders	9/1/96	Memorial Stadium



BALTIMORE
RAVENS

99

CHRIS CANTY
DEFENSIVE LINE | 6-7 | 317

COLLEGE: Virginia **HS:** Charlotte Latin School (Charlotte, NC)
BORN: 11/10/82, Charlotte, NC
EXP. (NFL/RAVENS): 9/1 **GP/GS (PLAYOFFS):** 113/95 (6/6)

TRANSACTIONS

Chris Canty signed with the Ravens on 3/13/13...Released by the New York Giants on 2/6/13...Signed with the New York Giants as an unrestricted free agent on 3/1/09...Originally drafted by Dallas in the fourth round (132nd overall) of the 2005 NFL Draft

CAREER

- Has 299 tackles (199 solo), 19 sacks, 12 PD, 2 FFs and 1 FR
- Posted a career-high 8 tackles at Bal. (12/23/12)
- Recorded a career-high 4 sacks in 2011



2012: (with NY Giants – 9/9) Produced 25 tackles (20 solo) and 3 sacks despite playing in just nine games (started the season on PUP - knee)...Activated off PUP on 10/20

- Started at DT and recorded 8 tackles (5 solo), including 2 TFL, in **game 15 at Bal. (12/23)**
- Started and netted 5 solo tackles, including 1 sack (-5 yards), in **game 14 at Atl. (12/16)**
- Posted 2 solo tackles, including a sack (-12 yards), and added 3 other QB hits in **game 8 at Dal. (10/28)**
- Activated off the PUP (knee) on 10/20

2011: (with NY Giants – 16/16, 4/4) Produced 47 tackles, a career-high 4 sacks and 1 PD during the regular season

- Netted 5 tackles and a sack in **game 13 at Dallas (12/11)**
- Recorded a season-high 6 tackles in **game 12 vs. GB (12/4)**
- Produced 3 solo tackles, including a sack (-5 yards) in the **season opener at Was. (9/11)**
- Contributed 5 tackles in four postseason contests, en route to the Giants' Super Bowl XLVI victory

2010: (with NY Giants – 16/16) Recorded a career-high 54 tackles, 3 PD, 1.5 sacks and 1 FF for the NFL's fifth-ranked defense (yards per game allowed)

- Posted 2 solo tackles and a PD in **game 5 at Hou. (10/10)**
- Contributed 5 tackles (4 solo) and a sack (-9 yards) in **game 4 vs. Chi. (10/3)**
- Netted a season-high 6 tackles and a half-sack in **game 1 vs. Car. (9/12)**

2009: (with NY Giants – 8/4) Posted 23 tackles and a half-sack despite missing eight games with hamstring and knee injuries

- Posted a season-high 4 tackles and a half-sack in **game 15 vs. Car. (12/27)**
- Missed weeks 2-8 due to a hamstring injury
- Netted 2 solo tackles and a half-sack in the **season-opening victory vs. Was. (9/13)**

2008: (with Dallas – 16/16) Contributed 37 tackles (25 solo), 3 sacks and a career-high 5 PD while starting all 16 games for the third-consecutive season

- Tied a season high with 5 tackles, recorded 1 sack and netted a PD in **game 14 vs. NYG (12/14)**
- Had 2 solo tackles, including 1 TFL, for a defense that held the 49ers to just 26 rushing yards in **game 11 at SF (11/23)**
- Posted 2 solo tackles, 2 pressures and 1 sack (-13 yards) in **game 9 at NYG (11/2)**

2007: (with Dallas – 16/16, 1/1) Recorded 43 tackles, (30 solo), 3 sacks, 2 PD and his first-career FR for a defense that ranked third in the NFL (yards per game allowed)

- Posted 3 tackles (2 solo), 1 sack (-9 yards) and 3 TFL in **game 11 vs. NYJ (11/22)**
- Netted 2 tackles and his first-career FR in **game 10 vs. Was. (11/18)**
- Posted a season-high 5 tackles and recorded 1 sack (-7 yards) in **game 9 vs. NYG (11/11)**

2006: (with Dallas – 16/16, 1/1) Contributed 33 tackles and 1 sack in his first season starting all 16 games

- Had 3 solo tackles and a sack in **game 3 at Ten. (10/1)**
- Produced 4 tackles, including 3 solo, in the **season opener at Jax. (9/10)**

2005: (with Dallas – 16/2) Recorded 35 tackles (24 solo), 2.5 sacks and 1 FF as a rookie

- Started his first-career NFL game and responded with 3 solo tackles in **game 12 at NYG (12/4)**
- Contributed 4 tackles (2 solo) and 1 sack (-7 yards) in **game 11 vs. Den. (11/24)**
- Produced 1 solo tackle and his first-career FF in **game 9 at Phi. (11/14)**



99 CHRIS CANTY

COLLEGE: Totaled 243 tackles (143 solo) while becoming a two-time second-team All-Atlantic Coast Conference selection and led all ACC D-linemen in tackles as a sophomore and junior...Produced 30 tackles, 7 TFL, 1 sack and 1 FF as a senior, prior to tearing the ACL, MCL and PCL in his knee in the fourth game of the season...As a junior, received the Ned McDonald Award as Virginia's Most Outstanding Defensive Player, recording a career-high 104 tackles, 12 TFL and 4 sacks...Became only the second D-lineman in school history to record more than 100 tackles in a season and earned All-ACC Academic honors...Despite missing three games because of an injury, finished his sophomore season with 86 tackles, 4 TFL, 4 PD, 3 FRs and 2 sacks while starting 8 of 11 games...Played 12 games (1 start), recording 23 tackles and 2 PD as a reserve DE in 2001 as a redshirt freshman...Received his bachelor's degree in African-American studies in May 2004 and did graduate course work in secondary education during his final football season at Virginia.

HIGH SCHOOL, PERSONAL: Prepped at Charlotte (NC) Latin School, finishing his career with 161 tackles, 12 sacks and 2 FRs...Earned All-State honors as a senior TE and DE after recording 20 catches for 400 yards and 89 tackles with 7 sacks...Was also a two-year letterman and All-Conference honoree on the basketball team...Canty's mother, Shirley, is an ordained Methodist minister.

COMMUNITY: Founded The Chris Canty Foundation, whose mission is dedicated to enhancing the total development of youth in our communities...Attended former Giants' teammate Michael Boley's Monday Night Bowling Benefitting Every Day Kids with Special Needs; an organization that works with children with Autism...Took part in the 2011 Giants Hometown Hero for the United Way of New York City...Annually purchases toys for 100 kids from the Bronx who participate in the United Way after school program - and arrives as Santa Claus to hand-deliver the gifts and throw the kids a pizza party...Hosts the annual Chris Canty Camp of Champions summer football camp for youth in Charlotte, NC...Participated in former Giants' teammate Justin Tuck's R.U.S.H. For Literacy's 2nd Annual Celebrity Billiards Fundraiser...Joined employees from the NFL League Office and the United Way of New York City to install new fitness equipment and beautify the Community League of the Heights, PS 4 - The Duke Ellington School in the Bronx during the Hometown Huddle...Alongside his mother and father, Chris served meals at the Food Bank for New York City's Community Kitchen in Harlem, NY to help celebrate Thanksgiving with those in need of a hot meal...Annually participated in the Giants Back to Football Caravan, where five car loads of players participated in a series of surprise visits to supermarkets, schools, and charitable events around the tri-state area.

2012

GAME-BY-GAME DEFENSE GIANTS

Date/Opp.	TT	Solo	Asst.	Sacks	INT	PD	FF	FR
9/5 vs. Dal.				PUP - KNEE				
9/16 vs. TB				PUP - KNEE				
9/20 @ Car.				PUP - KNEE				
9/30 @ Phi.				PUP - KNEE				
10/7 vs. Cle.				PUP - KNEE				
10/14 @ SF				PUP - KNEE				
10/21 vs. Was.	4	4	0	0-0	0-0	0	0	0
10/28 vs. Dal.	2	2	0	1-12	0-0	0	0	0
11/4 vs. Pit.	1	0	1	0-0	0-0	0	0	0
11/11 @ Cin.	1	0	1	0-0	0-0	0	0	0
11/25 vs. GB	3	3	0	1-2	0-0	0	0	0
12/3 @ Was.	3	0	3	0-0	0-0	0	0	0
12/9 vs. NO	1	1	0	0-0	0-0	0	0	0
12/16 @ Atl.	5	5	0	1-5	0-0	0	0	0
12/23 @ Bal.	8	5	3	0-0	0-0	0	0	0
12/30 vs. Phi.				INACTIVE				
Totals	28	20	8	3-19	0-0	0	0	0

2011

GAME-BY-GAME DEFENSE GIANTS

Date/Opp.	TT	Solo	Asst.	Sacks	INT	PD	FF	FR
9/11 @ Was.	3	3	0	1-5	0-0	0	0	0
9/19 vs. STL	2	1	1	0-0	0-0	1	0	0
9/25 @ Phi.	2	2	0	0-0	0-0	0	0	0
10/2 @ Ari.	2	2	0	0-0	0-0	0	0	0
10/9 vs. Sea.	3	2	1	0-0	0-0	0	0	0
10/16 vs. Buf.	2	1	1	0-0	0-0	0	0	0
10/30 vs. Mia.	4	2	2	0-0	0-0	0	0	0
11/6 @ NE	3	2	1	0-0	0-0	0	0	0
11/13 @ SF	1	1	0	0-0	0-0	0	0	0
11/20 vs. Phi.	4	3	1	0-0	0-0	0	0	0
11/28 @ NO	1	0	1	0-0	0-0	0	0	0
12/4 vs. GB	6	3	3	0-0	0-0	0	0	0
12/11 @ Dal.	5	3	2	1-4	0-0	0	0	0
12/18 vs. Was.	2	1	1	0-0	0-0	0	0	0
12/24 @ NYJ	3	3	0	1-8	0-0	0	0	0
1/1/12 vs. Dal.	4	2	2	1-3	0-0	0	0	0
Totals	47	31	16	4-20	0-0	1	0	0
Playoffs								
1/8/12 vs. Atl.	3	0	3	0-0	0-0	1	0	0
1/15/12 @ GB	0	0	0	0-0	0-0	0	0	0
1/22/12 @ SF	1	1	0	0-0	0-0	1	0	0
2/5/12 @ NE	1	1	0	0-0	0-0	0	0	0
Totals	5	2	3	0-0	0-0	2	0	0

CONSISTENT WINNERS

75

Consecutive games played by the Ravens without having a losing record, the NFL's longest such active streak. Baltimore has not been below .500 since starting 2-3 in 2008. Houston & San Francisco own the next best active streak at 32 games of being at .500 or above.

99 CHRIS CANTY

2010

GAME-BY-GAME DEFENSE

GIANTS

Date/Opp.	TT	Solo	Asst.	Sacks	INT	PD	FF	FR
9/12 vs. Car.	6	1	5	0.5-5	0-0	0	0	0
9/19 @ Ind.	1	1	0	0-0	0-0	0	0	0
9/26 vs. Ten.	4	4	0	0-0	0-0	0	0	0
10/3 vs. Chi.	5	4	1	1-9	0-0	0	0	0
10/10 @ Hou.	2	2	0	0-0	0-0	1	0	0
10/17 vs. Det.	2	2	0	0-0	0-0	0	1	0
10/25 @ Dal.	3	3	0	0-0	0-0	0	0	0
11/7 @ Sea.	1	1	0	0-0	0-0	0	0	0
11/14 vs. Dal.	5	3	2	0-0	0-0	0	0	0
11/21 @ Phi.	3	2	1	0-0	0-0	0	0	0
11/28 vs. Jax.	1	1	0	0-0	0-0	1	0	0
12/5 vs. Was.	2	2	0	0-0	0-0	0	0	0
12/13 @ Min.	3	1	2	0-0	0-0	0	0	0
12/19 vs. Phi.	1	1	0	0-0	0-0	1	0	0
12/26 @ GB	0	0	0	0-0	0-0	0	0	0
1/2/11 @ Was.	0	0	0	0-0	0-0	0	0	0
Totals	39	28	11	1.5-14	0-0	3	1	0

2009

GAME-BY-GAME DEFENSE

GIANTS

Date/Opp.	TT	Solo	Asst.	Sacks	INT	PD	FF	FR
9/13 vs. Was.	2	2	0	0-0	0-0	0	0	0
9/20 @ Dal.				INACTIVE				
9/27 @ TB				INACTIVE				
10/4 @ KC				INACTIVE				
10/11 vs. Oak.				INACTIVE				
10/18 @ NO				INACTIVE				
10/25 vs. Ari.				INACTIVE				
11/1 @ Phi.				INACTIVE				
11/8 vs. SD	0	0	0	0-0	0-0	0	0	0
11/22 vs. Atl.	1	1	0	0-0	0-0	0	0	0
11/26 @ Den.	2	2	0	0-0	0-0	0	0	0
12/6 vs. Dal.	0	0	0	0-0	0-0	0	0	0
12/13 vs. Phi.	4	3	1	0-0	0-0	0	0	0
12/21 @ Was.	0	0	0	0-0	0-0	0	0	0
12/27 vs. Car.	4	0	4	0.5-0.5	0-0	0	0	0
1/3/10 @ Min.				INACTIVE				
Totals	13	8	5	0.5-0.5	0-0	0	0	0

2008

GAME-BY-GAME DEFENSE

COWBOYS

Date/Opp.	TT	Solo	Asst.	Sacks	INT	PD	FF	FR
9/7 @ Cle.	2	2	0	0-0	0-0	0	0	0
9/15 vs. Phi.	2	1	1	0-0	0-0	0	0	0
9/21 @ GB	3	2	1	0-0	0-0	1	0	0
9/28 vs. Was.	5	2	3	1-7	0-0	0	0	0
10/5 vs. Cin.	2	1	1	0-0	0-0	0	0	0
10/12 @ Ari.	4	2	2	0-0	0-0	0	0	0
10/19 @ STL	1	0	0-0	0-0	0	0	0	0
10/26 vs. TB	1	1	0	0-0	0-0	0	0	0
11/2 @ NYG	2	2	0	1-13	0-0	0	0	0
11/16 @ Was.	1	1	0	0-0	0-0	2	0	0
11/23 vs. SF	2	2	0	0-0	0-0	0	0	0
11/27 vs. Sea.	2	2	0	0-0	0-0	0	0	0
12/7 @ Pit.	0	0	0	0-0	0-0	1	0	0
12/14 vs. NYG	5	2	3	1-3.5	0-0	1	0	0
12/20 vs. Bal.	2	2	0	0-0	0-0	0	0	0
12/28 @ Phi.	3	2	1	0-0	0-0	0	0	0
Totals	37	25	12	3-25	0-0	5	0	0

2007

GAME-BY-GAME DEFENSE

COWBOYS

Date/Opp.	TT	Solo	Asst.	Sacks	INT	PD	FF	FR
9/9 vs. NYG	2	1	1	0-0	0-0	0	0	0
9/16 @ Mia.	2	1	1	1-5	0-0	0	0	0
9/23 @ Chi.	3	3	0	0-0	0-0	0	0	0
9/30 vs. STL	2	0	2	0-0	0-0	0	0	0
10/8 @ Buf.	1	1	0	0-0	0-0	0	0	0
10/14 vs. NE	4	3	1	0-0	0-0	0	0	0
10/21 vs. Min.	3	3	0	0-0	0-0	0	0	0
11/4 @ Phi.	2	2	0	0-0	0-0	1	0	0
11/11 @ NYG	5	4	1	1-7	0-0	0	0	0
11/18 vs. Was.	2	1	1	0-0	0-0	1	0	1
11/22 vs. NYJ	3	2	1	1-9	0-0	0	0	0
11/29 vs. GB	2	2	0	0-0	0-0	0	0	0
12/9 @ Det.	4	2	2	0-0	0-0	0	0	0
12/16 vs. Phi.	0	0	0	0-0	0-0	0	0	0
12/22 @ Car.	3	2	1	0.5-4	0-0	0	0	0
12/30 @ Was.	5	3	2	0-0	0-0	0	0	0
Totals	43	30	13	3.5-25	0-0	2	0	1
Playoffs								
1/13/08 vs. NYG	3	2	1	1-10	0-0	1	0	0
Totals	3	2	1	1-10	0-0	1	0	0

2006

GAME-BY-GAME DEFENSE

COWBOYS

Date/Opp.	TT	Solo	Asst.	Sacks	INT	PD	FF	FR
9/10 @ Jax.	4	3	1	0-0	0-0	0	0	0
9/17 vs. Was.	1	1	0	0-0	0-0	0	0	0
10/1 @ Ten.	3	3	0	1-2	0-0	0	0	0
10/8 @ Phi.	0	0	0	0-0	0-0	0	0	0
10/15 vs. Hou.	2	1	1	0-0	0-0	0	0	0
10/23 vs. NYG	3	2	1	0-0	0-0	0	0	0
10/29 @ Car.	2	0	2	0-0	0-0	0	0	0
11/5 @ Was.	2	2	0	0-0	0-0	0	0	0
11/12 @ Ari.	1	1	0	0-0	0-0	1	0	0
11/19 vs. Ind.	1	1	0	0-0	0-0	0	0	0
11/23 vs. TB	2	0	2	0-0	0-0	0	0	0
12/3 @ NYG	2	2	0	0-0	0-0	0	0	0
12/10 vs. NO	2	2	0	0-0	0-0	0	0	0
12/16 @ Atl.	1	1	0	0-0	0-0	0	0	0
12/25 vs. Phi.	4	2	2	0-0	0-0	0	0	0
12/31 vs. Det.	3	3	0	0-0	0-0	0	0	0
Totals	33	24	9	1-2	0-0	1	0	0
Playoffs								
1/6/07 @ Sea.	7	7	0	0-0	0-0	0	0	0
Totals	7	7	0	0-0	0-0	0	0	0

2005

GAME-BY-GAME DEFENSE

COWBOYS

Date/Opp.	TT	Solo	Asst.	Sacks	INT	PD	FF	FR
9/11 @ SD	2	1	1	0-0	0-0	0	0	0
9/19 vs. Was.	2	1	1	1-8	0-0	0	0	0
9/25 @ SF	2	2	0	0-0	0-0	0	0	0
10/2 @ Oak.	7	5	2	0.5-2.5	0-0	0	0	0
10/9 vs. Phi.	0	0	0	0-0	0-0	0	0	0
10/16 vs. NYG	2	1	1	0-0	0-0	0	0	0
10/23 @ Sea.	2	1	1	0-0	0-0	0	0	0
10/30 vs. Ari.	1	1	0	0-0	0-0	0	0	0
11/14 @ Phi.	1	1	0	0-0	0-0	0	1	0
11/20 vs. Det.	2	1	1	0-0	0-0	0	0	0
11/24 vs. Den.	4	2	2	1-7	0-0	0	0	0
12/4 @ NYG	3	3	0	0-0	0-0	0	0	0
12/11 vs. KC	2	1	1	0-0	0-0	0	0	0
12/18 @ Was.	2	2	0	0-0	0-0	0	0	0
12/24 @ Car.	1	0	1	0-0	0-0	0	0	0
1/1/06 vs. STL	3	2	1	0-0	0-0	0	0	0
Totals	36	24	12	2.5-17.5	0-0	0	1	0



99 CHRIS CANTY

REGULAR SEASON

Year	Team	GP	GS	TACKLES			SACKS		INTERCEPTIONS					FUMBLES			
				TT	Solo	Asst.	No.	Yards	No.	Yards	LG	TD	PD	FF	FR	Yards	
2005	Dallas	16	2	35	23	12	2.5	17.5	0	0	0	0	0	0	1	0	0
2006	Dallas	16	16	33	24	9	1.0	2.0	0	0	0	0	1	0	0	0	
2007	Dallas	16	16	43	30	13	3.5	25.0	0	0	0	0	2	0	1	0	
2008	Dallas	16	16	37	25	12	3.0	23.5	0	0	0	0	5	0	0	0	
2009	NY Giants	8	4	23	10	13	0.5	1.0	0	0	0	0	0	0	0	0	
2010	NY Giants	16	16	54	36	18	1.5	14.0	0	0	0	0	3	1	0	0	
2011	NY Giants	16	16	47	31	16	4.0	20.0	0	0	0	0	1	0	0	0	
2012	NY Giants	9	9	28	20	8	3.0	19.0	0	0	0	0	0	0	0	0	
Totals		113	95	299	199	100	19.0	122.0	0	0	0	0	12	2	1	0	

CAREER SINGLE-GAME HIGHS (REGULAR SEASON)

Total Tackles: 8 (12/23/12 at Bal.)	Solo Tackles: 5 3 times (last: 12/23/12 at Bal.)
Sacks: 1 11 times (last: 12/16/12 at Atl.)	INTs: None
Forced Fumbles: 1 2 times (last: 10/17/10 vs. Det.)	Fumble Recoveries: 1 (11/18/07 vs. Was.)
Passes Defensed: 2 (11/16/08 @ Was.)	

POSTSEASON

Year	Team	GP	GS	TACKLES			SACKS		INTERCEPTIONS					FUMBLES			
				TT	Solo	Asst.	No.	Yards	No.	Yards	LG	TD	PD	FF	FR	Yards	
2006	Dallas	1	1	7	7	0	0.0	0.0	0	0	0	0	0	0	0	0	0
2007	Dallas	1	1	3	2	1	1.0	10.0	0	0	0	0	1	0	0	0	
2011	NY Giants	4	4	5	2	3	0.0	0.0	0	0	0	0	2	0	0	0	
Totals		6	6	15	11	4	1.0	10.0	0	0	0	0	3	0	0	0	

TURNOVER TABLE 2000-12

RAVENS TURNOVER RATIO / SINCE 2000

Year	TA/TO	Plus/Minus	Record
2012	25/16	+9	10-6
2011	26/24	+2	12-4
2010	27/20	+7	12-4
2009	32/22	+10	9-7
2008	34/21	+13	11-5
2007	23/40	-17	5-11
2006	40/23	+17	13-3
2005	26/36	-10	6-10
2004	34/23	+11	9-7
2003	41/38	+3	10-6
2002	31/32	-1	7-9
2001	28/36	-8	10-6
2000	49/26	+23	12-4
Total	416/353	+63	126-82

Since 2000, here are the Ravens' records in a game:

When turnover ratio is +2 or better: 62-2
 When turnover ratio is +1 or better: 88-6
 When turnover ratio is even: 20-16
 When turnover ratio is negative: 17-60

62-2: Since 2000, the Ravens own a 62-2 record when posting at least a +2 turnover margin in a game, with the only losses coming in 2010 in a 23-20 OT thriller at New England (10/17) and in Week 2 of 2012 in a 24-23 dramatic game at Philadelphia (9/16).



BALTIMORE
RAVENS

62

TERRENCE CODY
NOSE TACKLE | 6-4 | 340

COLLEGE: Alabama HS: Riverdale (Fort Myers, FL)

BORN: 6/28/88, Fort Myers, FL

EXP. (NFL/RAVENS): 4/4 GP/GS (PLAYOFFS): 44/20 (8/2)

TRANSACTIONS

Terrence Cody was selected in the second round (57th overall) of the 2010 NFL Draft...Cody was the Ravens' second pick in the round, following LB Sergio Kindle (43rd overall).

CAREER

- Has 72 tackles (38 solo) and 2 PD
- Recorded a career-high 6 tackles (4 solo) at Jax. (10/24/11)
- Started his first-career game at Car. (11/21/10)
- Recorded his first-career tackle vs. Buf. (10/24/10)



2012: (15/3, 4/0) Recorded 25 tackles (12 solo) and 1 PD

- Started and recorded 3 tackles in **game 14 vs. Den. (12/16)**
- Posted 2 tackles for a defense that held the Chargers to 20% on third down (3-of-15) in the 16-13 overtime victory in **game 11 at SD (11/25)**
- Posted 3 tackles, including 2 solo, in the 55-20 victory in **game 9 vs. Oak. (11/11)**
- Netted 2 tackles for a defense that forced 4 turnovers in the victory over the Chiefs in **game 5 at KC (10/7)**
- Recorded 2 tackles for a defense that held the Browns to 20% on third down (3-of-15) in the 23-16 victory in **game 4 vs. Cle. (9/27)**
- Posted 3 tackles for a defense that forced 10 turnovers in four playoff games

2011: (16/16, 2/2) Started all 16 games for the first time in his career and produced career highs with 34 tackles (21 solo) and 1 PD for the NFL's third-ranked defense (288.9 ypg)... Baltimore was also second against the run (92.6 ypg) and produced the league's top red zone defense

- Posted 2 tackles, including 1 TFL, for a defense that allowed just 167 total yards and held the Colts to 14% (2-of-14) on third down in the 24-10 victory in **game 13 vs. Ind. (12/11)**
- Netted 3 tackles and his first-career PD for a defense that held the Steelers to 70 rushing yards in the 23-20 win in **game 8 at Pit. (11/6)**
- Recorded a career-high 6 tackles (4 solo) for a defense that held the Jaguars to 205 total yards and 13% (2-of-16) on third down in **game 6 at Jax. (10/24)**
- Posted 3 tackles for a defense that forced 4 turnovers and tied an NFL record with 3 defensive TDs in the 34-17 victory in **game 4 vs. NYJ (10/2)**
- Totaled 8 tackles for a team that forced 7 turnovers in two playoff games

2010: (13/1, 2/0) Produced 13 tackles, including 5 solo

- Recorded 4 tackles, including 2 solo, in the 13-7 victory in **game 16 vs. Cin. (1/2/11)**
- Started his first-career NFL game in the 37-13 win in **game 10 at Car. (11/21)**
- Posted a season-high 5 tackles in **game 9 at Atl. (11/11)**
- Saw action in his first-career NFL game, playing both from scrimmage and on special teams, in the 17-14 victory in **game 4 at Pit. (10/3)**
- Posted 2 tackles and a FF (in the Wild Card win at KC, recovered by the Ravens) in two playoff contests

COLLEGE: Started all 26 games he played at nose guard in two seasons for Alabama, totaling 52 tackles, a half sack (-5 yards), 10.5 TFL (-25 yards), 5 QB pressures, 2 FRs, 1 FF and 2 blocked FGs...A consensus All-American and unanimous first-team All-SEC choice, Cody was also named a finalist for both the Chuck Bednarik Award and Bronko Nagurski Trophy, which are given to the nation's premier defensive players as a senior in 2009...Led a defense that ranked second in the country and first in the SEC (244.1 ypg)...The Crimson Tide also topped the conference in rush defense (78.1 ypg), scoring defense (11.7 ppg) and pass efficiency defense (87.7 rating)...Registered 28 tackles (12 solo), with 6 TFL (-11 yards) and 3 QB pressures en route to Alabama winning the SEC title and the 2010 BCS National Championship...Also deflected a pass and blocked a pair of FGs during the Tide's undefeated season...On 5 passing attempts targeted into his area, the opposition completed just 1 pass for a 3-yard loss...Tallied 27 of his hits against the ground game, holding opposing ball carriers to 34 yards (1.26 ypc)...Allowed just 2 first-down carries while producing 2 third-down stops, 7 TFL and 3 tackles for no gain...In his first season at Alabama (2008), Cody earned consensus All-American and unanimous first-team All-SEC honors...Was also named a Chuck Bednarik Award semifinalist, playing a crucial role for a unit that finished second in the nation in rush defense (74.1

62 TERENCE CODY

ypg), tied for third in total defense (263.5 ypg) and was seventh in scoring defense (14.3 ppg)...Starting all 12 games, he helped guide a front that did not allow an opponent to gain over 100 yards in nine contests...Recorded 24 tackles (7 solo), posting a half sack (-5 yards), 4.5 TFL (-14 yards) and 2 QB pressures... Also forced a fumble and recovered 2 others...Of his 23 tackles against the run, he limited opposing ball carriers to 17 yards (0.74 ypc), producing 5 TFL...Also compiled 3 third-down stops and 1 tackle on fourth down...On 4 passes targeted into his area, opponents completed 2 for a 1-yard loss...Selected as the SEC's Player of the Week vs. Clemson after posting 4 tackles (2 solo), including 1 TFL (8/30)...Played two seasons at Mississippi Gulf Coast Community College (2006-07), finishing his career with 97 tackles, 5 sacks and 1 INT...Also saw some time on offense as a blocking fullback and scored 2 rushing TDs...As a sophomore, he earned NJCAA All-American first-team honors by posting 51 tackles and 4 sacks...Anchored a Bulldog defense that led the state in rushing defense and total defense that season, with the team finishing 12-0 and winning the NJCAA co-National Championship... Received a three-star prospect rating by *Rivals.com* and was listed as the 47th-best overall junior college player in the country by the recruiting service.

HIGH SCHOOL, PERSONAL: Prepped at Riverdale (Fort Myers, FL) HS, playing football as a freshman and senior...As a freshman, he started at DT and saw time as a TE, but then took off two seasons from the game...As a senior in 2005, he recorded 74 tackles (45 solo), 2 FFs, 1 FR and a blocked FG to earn All-District honors...On offense, he scored 2 TDs on 9 carries and had a 6-yard TD reception...Also lettered in basketball, averaging 9.7 points per game his senior year... Was a consumer science major at Alabama...Cody's mother worked two jobs as a traveling nurse and a bus driver to care for him and his siblings while growing up...At the end of his junior year of high school, he moved in with the family of a high school teammate, Jason Milliken.

COMMUNITY: Became involved in the Sacks 4 Kids Program in 2012, focusing on feeding disadvantaged youth in Baltimore City...In Dec. 2012, Cody raised funds to supply hundreds of students at Wolfe Street Academy with healthy snacks and groceries they could use on weekends when they are not fed at school...Supports Ravens' team activities, including A Purple Evening, the Ravens' annual women's event at M&T Bank Stadium and the Holiday Helpers event at Target, a unique shopping experience for Baltimore youth in need... Supports teammates' charitable initiatives, including the Lardarius Webb Celebrity Softball Game and the Ngata Family Foundation Luau...Additionally, in April 2012, Cody hosted a paintball tournament in his hometown of Tuscaloosa, AL, to benefit breast cancer research.

2012

GAME-BY-GAME DEFENSE

RAVENS

Date/Opp.	TT	Solo	Asst.	Sacks	INT	PD	FF	FR
9/10 vs. Cin.	1	1	0	0-0	0-0	0	0	0
9/16 @ Phi.	0	0	0	0-0	0-0	0	0	0
9/23 vs. NE	2	1	1	0-0	0-0	0	0	0
9/27 vs. Cle.	2	1	1	0-0	0-0	0	0	0
10/7 @ KC	2	1	1	0-0	0-0	0	0	0
10/14 vs. Dal.	3	1	2	0-0	0-0	0	0	0
10/21 @ Hou.	2	1	1	0-0	0-0	0	0	0
11/4 @ Cle.	1	1	0	0-0	0-0	0	0	0
11/11 vs. Oak.	3	2	1	0-0	0-0	0	0	0
11/18 @ Pit.				INACTIVE - ARM				
11/25 @ SD	2	1	1	0-0	0-0	0	0	0
12/2 vs. Pit.	2	1	1	0-0	0-0	1	0	0
12/9 @ Was.	1	0	1	0-0	0-0	0	0	0
12/16 vs. Den.	3	1	2	0-0	0-0	0	0	0
12/23 vs. NYG	1	0	1	0-0	0-0	0	0	0
12/30 @ Cin.	0	0	0	0-0	0-0	0	0	0
Totals	25	12	13	0-0	0-0	1	0	0
Playoffs								
1/6/13 vs. Ind.	1	1	0	0-0	0-0	0	0	0
1/12/13 @ Den.	1	1	0	0-0	0-0	0	0	0
1/20/13 @ NE	0	0	0	0-0	0-0	0	0	0
2/3/13 @ SF	1	0	1	0-0	0-0	0	0	0
Totals	3	2	1	0-0	0-0	0	0	0

2011

GAME-BY-GAME DEFENSE

RAVENS

Date/Opp.	TT	Solo	Asst.	Sacks	INT	PD	FF	FR
9/11 vs. Pit.	0	0	0	0-0	0-0	0	0	0
9/18 @ Ten.	2	2	0	0-0	0-0	0	0	0
9/25 @ STL	0	0	0	0-0	0-0	0	0	0
10/2 vs. NYJ	3	2	1	0-0	0-0	0	0	0
10/16 vs. Hou.	3	3	0	0-0	0-0	0	0	0
10/24 @ Jax.	6	4	2	0-0	0-0	0	0	0
10/30 vs. Ari.	0	0	0	0-0	0-0	0	0	0
11/6 @ Pit.	3	2	1	0-0	0-0	1	0	0
11/13 @ Sea.	2	0	2	0-0	0-0	0	0	0
11/20 vs. Cin.	3	1	2	0-0	0-0	0	0	0
11/24 vs. SF	0	0	0	0-0	0-0	0	0	0
12/4 @ Cle.	0	0	0	0-0	0-0	0	0	0
12/11 vs. Ind.	2	2	0	0-0	0-0	0	0	0
12/18 @ SD	3	1	2	0-0	0-0	0	0	0
12/24 vs. Cle.	4	2	2	0-0	0-0	0	0	0
1/1/12 @ Cin.	3	2	1	0-0	0-0	0	0	0
Totals	34	21	13	0-0	0-0	1	0	0
Playoffs								
1/15/12 vs. Hou.	3	2	1	0-0	0-0	0	0	0
1/22/12 @ NE	5	1	4	0-0	0-0	0	0	0
Totals	8	3	5	0-0	0-0	0	0	0

LIMITING THE 100s

Dating back to the 1999 season, the Ravens have allowed the second-fewest 100-yard rushers (31) in the NFL. (Pittsburgh ranks first with 26.) Additionally, Baltimore has allowed only 13 100-yard RBs in its last 99 games and 15 in the past 116 games (last was Denver's Knowshon Moreno, 118, on 12/16/12).

62 TERRENCE CODY

2010

GAME-BY-GAME DEFENSE

RAVENS

Date/Opp.	TT	Solo	Asst.	Sacks	INT	PD	FF	FR
9/13 @ NYJ				INACTIVE - KNEE				
9/19 @ Cin.				INACTIVE - KNEE				
9/26 vs. Cle.				INACTIVE - KNEE				
10/3 @ Pit.	0	0	0	0-0	0-0	0	0	0
10/10 vs. Den.	0	0	0	0-0	0-0	0	0	0
10/17 @ NE	0	0	0	0-0	0-0	0	0	0
10/24 vs. Buf.	1	0	1	0-0	0-0	0	0	0
11/7 vs. Mia.	2	0	2	0-0	0-0	0	0	0
11/11 @ Atl.	5	3	2	0-0	0-0	0	0	0
11/21 @ Car.	0	0	0	0-0	0-0	0	0	0
11/28 vs. TB	0	0	0	0-0	0-0	0	0	0
12/5 vs. Pit.	0	0	0	0-0	0-0	0	0	0
12/13 @ Hou.	1	0	1	0-0	0-0	0	0	0
12/19 vs. NO	0	0	0	0-0	0-0	0	0	0
12/26 @ Cle.	0	0	0	0-0	0-0	0	0	0
1/2/11 vs. Cin.	4	2	2	0-0	0-0	0	0	0
Totals	13	5	8	0-0	0-0	0	0	0

Playoffs

1/9/11 @ KC	2	1	1	0-0	0-0	0	1	0
1/15/11 @ Pit.	0	0	0	0-0	0-0	0	0	0
Totals	2	1	1	0-0	0-0	0	1	0



REGULAR SEASON

Year	Team	GP	GS	TACKLES			SACKS		INTERCEPTIONS					FUMBLES				
				TT	Solo	Asst.	No.	Yards	No.	Yards	LG	TD	PD	FF	FR	Yards		
2010	Baltimore	13	1	13	5	8	0.0	0.0	0	0	0	0	0	0	0	0	0	0
2011	Baltimore	16	16	34	21	13	0.0	0.0	0	0	0	0	1	0	0	0	0	0
2012	Baltimore	15	3	25	12	13	0.0	0.0	0	0	0	0	1	0	0	0	0	0
Totals		44	20	72	38	34	0.0	0.0	0	0	0	0	2	0	0	0	0	0

CAREER SINGLE-GAME HIGHS (REGULAR SEASON)

Total Tackles:

6 (10/24/11 at Jax.)

Sacks:

None

Forced Fumbles:

None

Passes Defensed:

1 2 times (last: 12/2/12 vs. Pit.)

Solo Tackles:

4 (10/24/11 at Jax.)

INTs:

None

Fumble Recoveries:

None

POSTSEASON

Year	Team	GP	GS	TACKLES			SACKS		INTERCEPTIONS					FUMBLES			
				TT	Solo	Asst.	No.	Yards	No.	Yards	LG	TD	PD	FF	FR	Yards	
2010	Baltimore	2	0	2	1	1	0.0	0.0	0	0	0	0	0	0	1	0	0
2011	Baltimore	2	2	8	3	5	0.0	0.0	0	0	0	0	0	0	0	0	0
2012	Baltimore	4	0	3	2	1	0.0	0.0	0	0	0	0	0	0	0	0	0
Totals		8	2	13	6	7	0.0	0.0	0	0	0	0	0	1	0	0	0

LARGEST COMEBACK VICTORIES

DATE	OPPONENT	POINTS DOWN/ SCORE	QUARTER	FINAL SCORE
10/30/11	vs. Arizona	21 / 24-3	2nd	W, 30-27
11/12/06	at Tennessee	19 / 26-7	2nd	W, 27-26
11/23/03	vs. Seattle	17 / 41-24	4th	W, 44-41 OT
09/10/00	vs. Jacksonville	16 / 23-7	2nd	W, 39-36
11/14/04	at NY Jets	14 / 14-0	2nd	W, 20-17 OT
11/21/99	at Cincinnati	14 / 14-0	1st	W, 34-31
11/29/98	vs. Indianapolis	14 / 24-10	2nd	W, 38-31
10/27/96	vs. St. Louis	14 / 20-6	3rd	W, 37-31 OT



BALTIMORE
RAVENS

46

MORGAN COX
LONG SNAPPER | 6-4 | 241

COLLEGE: Tennessee HS: Evangelical Christian (Memphis, TN)
BORN: 4/26/86, Collierville, TN
EXP. (NFL/RAVENS): 4/4 GP/GS (PLAYOFFS): 48/0 (6/0)

TRANSACTIONS

Morgan Cox signed with the Ravens as a rookie free agent on 5/6/10.

HONORS

- Earned the team's Ed Block Courage Award in 2011 after returning from an ACL injury suffered at the end of the 2010 season



2012: (16/0) Saw action in all 16 games and tied a career high with 2 special teams tackles while snapping on 83 punts, 42 PATs and 33 FGAs

- Snapped on all 4 FGAs, 3 PATs, 2 punts and recorded a special teams tackle in the 33-14 victory in **game 15 vs. NYG (12/23)**
- Snapped on all 5 punts, 4 PATs and recorded a special teams tackle in **game 13 at Was. (12/9)**
- Snapped on all 8 punts, 1 PAT and 3 FGAs, including Justin Tucker's 38-yard game-winner, in the 16-13 overtime victory in **game 11 at SD (11/25)**
- Snapped on a franchise-record 7 PATs, 4 punts, both FGAs and the successful fake FGA that P Sam Koch ran in for a TD in the 55-20 victory in **game 9 vs. Oak. (11/11)**
- Played in all four playoff games, snapping on all 16 PATs, 22 punts and 4 FGAs

2011: (16/0) Saw action in all 16 games, snapping on all 73 punts, 39 FGAs and 40 PATs

- Snapped on all 4 FGAs, 2 punts and 2 PATs in the 23-20 win in **game 8 at Pit. (11/6)**
- Snapped on all 4 PATs, 2 FGAs and 7 punts, downing 1 punt inside the Jets' 1-yard line in the 34-17 victory in **game 4 vs. NYJ (10/2)**
- Snapped for all 5 punts, 2 FGAs and 4 PATs, including a fake that P Sam Koch ran in for a 2-point conversion, in the 35-7 victory in the **season opener vs. Pit. (9/11)**
- Saw action in both playoff games, snapping on 13 punts, 5 FGAs and 4 PATs

2010: (15/0, 0/0) Snapped in 15 games and posted 2 special teams tackles before being placed on Injured Reserve (knee) on 12/29

- Tore his ACL in the second quarter, but stayed in the game and snapped for all 3 punts, both PATs and two FGAs in **game 15 at Cle. (12/26)**
- Snapped for all 5 punts, 3 FGAs and all 3 PATs and had a special teams tackle in the 30-24 victory in **game 14 vs. NO (12/19)**
- Snapped for all 5 punts, 3 FGAs, 2 PATs and posted a special teams tackle in the 37-13 victory in **game 10 at Car. (11/21)**
- Saw action in his first-career NFL game and snapped on all 6 punts and a FGA in the 10-9 win in **game 1 at NYJ (9/13)**

COLLEGE: Played in 38 career games, serving as the Volunteers' primary snapper for three seasons...Saw action in all 12 games as a senior, executing snaps on every punt and kick placement for the third year in a row...Registered 3 special teams tackles on the season...Posting 4 special teams tackles as a junior in 2008, he tied for seventh on the team and played in all 12 games...Played in all 14 games as a sophomore, helping K Daniel Lincoln earn All-American honors and consensus Freshman All-SEC accolades...The Vols' kicking unit converted on 21 of 29 FGAs and 52 of 53 PATs that season...Registered 1 special teams tackle against South Carolina and another vs. Vanderbilt...Did not see any game action as a redshirt freshman in 2006...Redshirted as a true freshman in 2005...Was a consistent member of the Thornton Center Honor Roll during his collegiate career and was a three-time All-SEC Academic honoree (2006-08) while majoring in accounting.

46 MORGAN COX

REGULAR SEASON

SPECIAL TEAMS TACKLES (4): 2010 (2); 2011 (0); 2012 (2)

CAREER SINGLE-GAME HIGHS (REGULAR SEASON)

Total Special Teams Tackles:

1 4 times (last: 12/23/12 vs. NYG)

46 MORGAN COX

HIGH SCHOOL, PERSONAL: Prepped at Evangelical Christian (Memphis, TN) HS, where he earned All-State honorable mention honors and the Memphis Commercial Appeal Best of Preps Award as a senior...Began his role as a snapper during his junior season...Helped guide Evangelical Christian to the state semifinals that year and to the state championship game as a senior...Also played center as a senior and saw time on the defensive and offensive lines as a freshman and sophomore.

COMMUNITY: Ravens 2011 Ed Block Courage Award recipient for his courage on and off the field...Supports several team initiatives, including the Countdown to Kickoff BBQ, A Purple Evening, the Ravens' annual women's event at M&T Bank Stadium, and the Goodwill Gridiron Halloween party to benefit Goodwill Industries of the Chesapeake... In Oct. 2011, Cox joined teammate Jameel McClain at

Oakland Mills Middle School to kick off the Project ACES/ Play 60 Challenge...Alongside teammates and Ravens cheerleaders, Cox hosted a karaoke party for local veterans at the Loch Raven VA Community Living & Rehabilitation Center in honor of Veterans' Day...Participated in the Jos. A. Bank and Ravens Business Attire Distribution at the Helping Up Mission in Dec. 2011...Took part in the New Town Elementary reading night as a celebrity reader (Dec. 2010) and joined Under Armour and the Wounded Warrior Project in Sept. 2010 to fill and send backpacks to wounded soldiers overseas...March 7, 2013 was proclaimed Morgan Cox Day in his hometown of Collierville, TN...Along with his wife, Lauren, Morgan took part in the Habitat for Humanity home build in Washington Village in downtown Baltimore on 5/16/13.





BALTIMORE
RAVENS

84

ED DICKSON

TIGHT END | 6-4 | 255

COLLEGE: Oregon HS: Bellflower (CA)

BORN: 7/25/87, Inglewood, CA

EXP. (NFL/RAVENS): 4/4 GP/GS (PLAYOFFS): 44/30 (8/5)

TRANSACTIONS

Ed Dickson was selected by the Ravens in the third round (70th overall) of the 2010 NFL Draft.

CAREER

- Has 86 receptions for 905 yards and 6 TDs
- Established career highs with 10 receptions (tied for third most in franchise history) for 79 yards and 2 TDs at Sea. (11/13/11)
- His 10 receptions at Sea. (11/13/11) are a Ravens' regular season record by a TE
- Caught his first-career TD reception (34-yarder) vs. NO (12/19/10)
- Started his first-career game vs. Buf. (10/24/10)



2012: (13/11, 4/3) Pulled in 21 receptions for 225 yards, despite missing three games with a knee injury...Helped the Ravens score the most points (398) in franchise history and post the second-most total yards (5,640) in team history (5,723 in 1996)

- Led the team with a season-high 6 receptions for 64 yards in **game 16 at Cin. (12/30)**
- Started for the first time in three weeks (knee) and hauled in 1 reception for 9 yards as part of an offense that posted a season-high 533 yards (224 rushing and 309 passing), the third-highest output in team history, in the 33-14 victory in **game 15 vs. NYG (12/23)**
- Started and hauled in 2 receptions for 59 yards in the 55-20 victory in **game 9 vs. Oak. (11/11)**
- Played in all four games (three starts) and finished with 6 receptions for 90 yards for a Ravens' offense that averaged 410.3 yards and 31 points per game during the playoffs
- Made 2 big catches to extend the Ravens's second quarter TD drive in Super Bowl XLVII

2011: (16/16, 2/1) Set career highs in every category, finishing third on the team with 54 receptions for 528 yards and 5 TDs

- Established single-game career highs with 10 receptions (tied for third most in franchise history) for 79 yards and 2 TDs in **game 9 at Sea. (11/13)**...The 10 catches set a Ravens' single-game receptions record by a TE
- Led the team with 4 receptions for 45 yards in the 34-17 victory in **game 4 vs. NYJ (10/2)**
- Tied for second on the team with a career-high-tying 5 receptions for 51 yards, part of a Ravens' franchise-record 553 total yards, in the 37-7 victory in **game 3 at STL (9/25)**
- Started and established career highs with a team-leading 5 receptions for 59 yards and a TD in the **season opener vs. Pit. (9/11)**...Ravens posted 385 total yards and 4 TDs against the Steelers
- Totaled 3 receptions for 37 yards in two playoff games

2010: (15/3, 2/1) Grabbed 11 receptions for 152 yards and a TD...Also posted 3 special teams tackles

- Started and netted 2 receptions for 33 yards, including his first-career TD reception (a 34-yard catch and run), in the 30-24 victory in **game 14 vs. NO (12/19)**
- Started his first-career game and hauled in 1 reception for 5 yards in a 37-34 OT victory in **game 7 vs. Buf. (10/24)**
- Pulled in a career-long 58-yard reception in the 31-17 victory in **game 5 vs. Den. (10/10)**
- Pulled in his first-career reception (17 yards) in **game 2 at Cin. (9/19)**
- Saw action in his first-career game, but did not record a catch in the **season opener at NYJ (9/13)**...Dickson and his fiancée, Ashley Swartz, welcomed their first child, Trey Michael James Dickson, on the night of his first NFL game
- Pulled in 1 reception for 2 yards in two postseason games, including his first-career playoff start in the **Divisional Playoff Game at Pit. (1/15/11)**

COLLEGE: Started 39 of his 52 games played, including all 13 in each of his final three seasons at Oregon...Finished his career with 124 catches for 1,557 yards (12.6 avg.) and 12 TDs (receptions and receiving yard totals both rank first among TEs in Oregon history)...Named a consensus first-team All-Pac-10 selection and was also selected as a semifinalist for the John Mackey Award (nation's top TE)...Placed third on the 2009 Elite Performer, College Football Performance Awards list as a TE...Started every game, ranking second for the Ducks with 42 receptions, posting a career-high 551 yards (13.1 avg.) and 6 TDs...His 551 receiving yards were a single-season school record among TEs...Named a second-team All-Pac 10 selection after finishing second on the team with 508 receiving yards (14.5 avg.) and fourth with 35 receptions, adding 3 TDs as a junior in 2008...Tallied at least 70 receiving yards in five games and at least 5 receptions in four different contests...In his first season as a starter, set the Oregon

84 ED DICKSON

single-season record among TEs with his 43 receptions as a sophomore in 2007...Also posted 453 receiving yards (10.5 avg.), more than any Ducks' TE in the previous three seasons combined, adding 3 TDs...Played along the D-line in the fall after team injury concerns called for added depth as a sophomore in 2006 and registered 10 tackles through the first nine contests, before moving back to the offensive side of the ball...Redshirted as a true freshman in 2005...Majored in family and human services.

HIGH SCHOOL, PERSONAL: Was named a *SuperPrep* All-American, *PrepStar* All-Region honoree and an All-CIF selection at Bellflower (CA) HS...Received a four-star rating from *Scout.com* and was ranked the nation's sixth-best TE prospect by *SuperPrep*...Honored by the *Los Angeles Times* at both TE and as "Lineman of the Year" on its All-Region Football Team...Earned Best in the West honorable mention accolades by the *Long Beach Press-Telegram*...A four year-starter, he led his team on both sides of the ball in receptions (28 for 400 yards and 6 TDs) and sacks (10

as a senior...Recorded 11 punts with a 45.4-yard average, landing five inside the 20...Also played basketball.

COMMUNITY: Supports Ravens team charitable initiatives, including A Purple Evening, the Ravens' annual women's event at M&T Bank Stadium, and the annual Goodwill Gridiron Halloween Party, which benefits the Goodwill Industries of the Chesapeake...Also supports teammates charitable endeavors including, the Lardarius Webb Charity Softball Game and Charity Bowling Classic and Vonta Leach's Celebrity Billiards Tournament benefitting breast cancer research...Annually joins teammates and local coaches at the Worldwide Day of Play/Hispanic Heritage Month football clinic to teach predominantly Hispanic children the fundamentals of football (Sept. 2011)...In Nov. 2011, Dickson participated in the kickoff event at Giant Food for the Ravens' November Food Collection efforts...Joined his Ravens teammates and the Lady Ravens Association at the annual Helping Up Mission Coat Distribution in Baltimore (Dec. 2011 and Nov. 2012).

2012

GAME-BY-GAME OFFENSE

RAVENS Date/Opp.	RECEIVING					RUSHING				
	No.	Yds.	Avg.	LG	TD	No.	Yds.	Avg.	LG	TD
9/10 vs. Cin.	2	22	11.0	19	0	0	0	0.0	0	0
9/16 @ Phi.	1	23	23.0	23	0	0	0	0.0	0	0
9/23 vs. NE	2	5	2.5	3	0	0	0	0.0	0	0
9/27 vs. Cle.	0	0	0.0	0	0	0	0	0.0	0	0
10/7 @ KC	1	11	11.0	11	0	0	0	0.0	0	0
10/14 vs. Dal.	1	8	8.0	8	0	0	0	0.0	0	0
10/21 @ Hou.	1	5	5.0	5	0	0	0	0.0	0	0
11/4 @ Cle.	2	11	5.5	8	0	0	0	0.0	0	0
11/11 vs. Oak.	2	59	29.5	40	0	0	0	0.0	0	0
11/18 @ Pit.	2	8	4.0	6	0	0	0	0.0	0	0
11/25 @ SD	0	0	0.0	0	0	0	0	0.0	0	0
12/2 vs. Pit.	INACTIVE - KNEE									
12/9 @ Was.	INACTIVE - KNEE									
12/16 vs. Den.	INACTIVE - KNEE									
12/23 vs. NYG	1	9	9.0	9	0	0	0	0.0	0	0
12/30 @ Cin.	6	64	10.7	15	0	0	0	0.0	0	0
Totals	21	225	10.7	40	0	0	0	0.0	0	0
Playoffs										
1/6/13 vs. Ind.	1	24	24.0	24	0	0	0	0.0	0	0
1/12/13 @ Den.	3	29	9.7	14	0	0	0	0.0	0	0
1/20/13 @ NE	0	0	0.0	0	0	0	0	0.0	0	0
2/3/13 @ SF	2	37	18.5	23	0	0	0	0.0	0	0
Totals	6	90	15.0	24	0	0	0	0.0	0	0



TOP 5 "O" OUTPUTS

In the 2012 Week 16 win vs. NYG, Baltimore's offense registered 533 yards of offense (224 rushing & 309 passing), marking the third-highest output in team history. The Ravens' Top 5 all-time single-game marks have come during the John Harbaugh Era.

RAVENS TOP TOTAL NET YARDS (Single-Game History)

Yards	Game/Date	Result
553	9/25/11 at STL	W, 37-7
548	12/13/09 vs. Det.	W, 48-3
533	12/23/12 vs. NYG	W, 33-14
503	9/23/12 vs. NE	W, 31-30
501	9/13/09 vs. KC	W, 38-24

84 ED DICKSON

2011

GAME-BY-GAME

RAVENS Date/Opp.	RECEIVING					RUSHING				
	No.	Yds.	Avg.	LG	TD	No.	Yds.	Avg.	LG	TD
9/11 vs. Pit.	5	59	11.8	18t	1	0	0	0.0	0	0
9/18 @ Ten.	2	25	12.5	16	0	0	0	0.0	0	0
9/25 @ STL	5	51	10.2	19	0	0	0	0.0	0	0
10/2 vs. NYJ	4	45	11.3	14	0	0	0	0.0	0	0
10/16 vs. Hou.	2	20	10.0	13	0	0	0	0.0	0	0
10/24 @ Jax.	4	23	5.8	8	0	0	0	0.0	0	0
10/30 vs. Ari.	6	46	7.7	14	0	0	0	0.0	0	0
11/6 @ Pit.	2	8	4.0	6	0	0	0	0.0	0	0
11/13 @ Sea.	10	79	7.9	19	2	0	0	0.0	0	0
11/20 vs. Cin.	2	21	10.5	14	0	0	0	0.0	0	0
11/24 @ SF	1	15	15.0	15	0	0	0	0.0	0	0
12/4 @ Cle.	3	47	15.7	25	0	0	0	0.0	0	0
12/11 vs. Ind.	2	19	9.5	14	0	0	0	0.0	0	0
12/18 @ SD	3	36	12.0	15t	1	0	0	0.0	0	0
12/24 vs. Cle.	2	14	7.0	9	1	0	0	0.0	0	0
1/1/12 @ Cin.	1	20	20.0	20	0	0	0	0.0	0	0
Totals	54	528	9.8	25	5	0	0	0.0	0	0
Playoffs										
1/15/12 vs. Hou.	1	14	14.0	14	0	0	0	0.0	0	0
1/22/12 @ NE	2	23	11.5	16	0	0	0	0.0	0	0
Totals	3	37	12.3	16	0	0	0	0.0	0	0

2010

GAME-BY-GAME

RAVENS Date/Opp.	RECEIVING					RUSHING				
	No.	Yds.	Avg.	LG	TD	No.	Yds.	Avg.	LG	TD
9/13 @ NYJ	0	0	0.0	0	0	0	0	0.0	0	0
9/19 @ Cin.	1	17	17.0	17	0	0	0	0.0	0	0
9/26 vs. Cle.	0	0	0.0	0	0	0	0	0.0	0	0
10/3 @ Pit.	0	0	0.0	0	0	0	0	0.0	0	0
10/10 vs. Den.	1	58	58.0	58	0	0	0	0.0	0	0
10/17 @ NE	1	7	7.0	7	0	0	0	0.0	0	0
10/24 vs. Buf.	1	5	5.0	5	0	0	0	0.0	0	0
11/7 vs. Mia.	0	0	0.0	0	0	0	0	0.0	0	0
11/11 @ Atl.	1	4	4.0	4	0	0	0	0.0	0	0
11/21 @ Car.	0	0	0.0	0	0	0	0	0.0	0	0
11/28 vs. TB	INACTIVE - THIGH					--	--	--	--	--
12/5 vs. Pit.	3	21	7.0	11	0	0	0	0.0	0	0
12/13 @ Hou.	1	7	7.0	7	0	0	0	0.0	0	0
12/19 vs. NO	2	33	16.5	34t	1	0	0	0.0	0	0
12/26 @ Cle.	0	0	0.0	0	0	0	0	0.0	0	0
1/2/11 vs. Cin.	0	0	0.0	0	0	0	0	0.0	0	0
Totals	11	152	13.8	58	1	0	0	0.0	0	0
Playoffs										
1/9/11 @ KC	1	2	2.0	2	0	0	0	0.0	0	0
1/15/11 @ Pit.	0	0	0.0	0	0	0	0	0.0	0	0
Totals	1	2	2.0	2	0	0	0	0.0	0	0

REGULAR SEASON

Year	Team	GP	GS	RECEIVING					RUSHING				
				No.	Yards	Avg.	LG	TD	No.	Yards	Avg.	LG	TD
2010	Baltimore	15	3	11	152	13.8	58	1	0	0	0.0	0	0
2011	Baltimore	16	16	54	528	9.8	25	5	0	0	0.0	0	0
2012	Baltimore	13	11	21	225	10.7	40	0	0	0	0.0	0	0
Totals		44	30	86	905	10.5	58	6	0	0	0.0	0	0

SPECIAL TEAMS TACKLES (4): 2010 (3); 2012 (1)

CAREER SINGLE-GAME HIGHS (REGULAR SEASON)

Receptions: 10 (11/13/11 at Sea.)
 Yardage: 79 (11/13/11 at Sea.)
 Long gain: 58 (10/10/10 vs. Den.)
 Touchdowns: 2 (11/13/11 at Sea.)

POSTSEASON

Year	Team	GP	GS	RECEIVING					RUSHING				
				No.	Yards	Avg.	LG	TD	No.	Yards	Avg.	LG	TD
2010	Baltimore	2	1	1	2	2.0	2	0	0	0	0.0	0	0
2011	Baltimore	2	1	3	37	12.3	16	0	0	0	0.0	0	0
2012	Baltimore	4	3	6	90	15.0	24	0	0	0	0.0	0	0
Totals		8	5	10	129	12.9	24	0	0	0	0.0	0	0

THE M&T BANK ADVANTAGE

Entering 2013, under John Harbaugh, the Ravens have won 24 of their last 27 regular season home games and are 33-7 in games played in Baltimore, tying for the NFL's second-best home mark since 2008.

NFL'S BEST REGULAR SEASON HOME RECORDS (John Harbaugh Era / Since 2008)

Rk.	Team	Record	Pct.
1.	New England Patriots	34-6	.850
2.	Baltimore Ravens	33-7	.825
	Atlanta Falcons	33-7	.825
4.	Green Bay Packers	32-8	.800
5.	New Orleans Saints	29-11	.725
	Pittsburgh Steelers	29-11	.725



BALTIMORE
RAVENS

17

TANDON DOSS
WIDE RECEIVER | 6-2 | 207

COLLEGE: Indiana HS: Ben Davis (Indianapolis, IN)

BORN: 9/22/89, Indianapolis, IN

EXP. (NFL/RAVENS): 3/3 GP/GS (PLAYOFFS): 20/0 (4/0)

TRANSACTIONS

Tandon Doss was selected by the Ravens in the fourth round (123rd overall) of the 2011 NFL Draft.

CAREER

- Has 7 career receptions for 123 yards and 1 TD
- Led the Ravens with a 17.6 yards per reception average in 2012
- Established a single-game career high with 2 receptions vs. Den. (12/16/12)
- Pulled in his first-career TD reception (good for 15 yards) at Hou. (10/21/12)
- Recorded a career-long 39-yard reception vs. Cle. (9/27/12)
- Pulled in his first-career reception (good for 6 yards) at Phi. (9/16/12)
- Saw action in his first-career NFL game, playing from scrimmage and on special teams, in the 37-7 victory at STL (9/25/11)



2012: (14/0, 4/0) Recorded career highs in receptions (7), receiving yards (123) and pulled in his first-career TD... Helped the Ravens score the most points (398) in franchise history and produce the second-most total yards (5,640) in team history (5,723 in 1996)

- Hauled in a career-high 2 receptions for 28 yards and recorded 1 PR for a career-long 40 yards in **game 14 vs. Den. (12/16)**
- Collected his first-career TD reception (good for 15 yards) in **game 7 at Hou. (10/21)**
- Subbed and pulled in 1 reception for a career-long 39 yards in the 23-16 victory in **game 4 vs. Cle. (9/27)**
- Pulled in his first-career reception (6-yard gain) in **game 2 at Phi. (9/16)**
- Saw action from scrimmage and on special teams (recorded 1 PR for 8 yards) in all four playoff games

2011: (6/0, 0/0) Played both from scrimmage and on special teams...Was a game-day inactive for both playoff games

- Saw action from scrimmage and on special teams in the 20-14 victory in **game 15 vs. Cle. (12/24)**
- Saw action in his first-career NFL game, playing from scrimmage and on special teams, in the 37-7 victory in **game 3 at STL (9/25)**

COLLEGE: Caught 154 passes for 1,854 yards (12.0 avg.) and 13 TDs in 31 career games (21 starts) at Indiana...Also returned 66 kickoffs for 1,549 yards (23.5 avg.) and 11 punts for 93 yards (8.5 avg.)...Totaled 3,786 all-purpose yards on 273 plays (13.9 avg.), averaging 122.1 all-purpose ypg...Became the sixth player in Big Ten Conference history with 1,000 or more KOR yards in a season and set an Indiana single-season record with 1,016 KOR yards (2010)...Doss' 1,854 receiving yards rank sixth all time at Indiana, while his 154 receptions stand

fourth...Became the 16th Hoosier to ever reach 100 career receptions and 1,000 career receiving yards...Ranked first in the Big Ten and fourth nationally with an average of 175.8 all-purpose yards per game to earn first-team All-Conference accolades from the league coaches in 2010...Ranked third on the team with 63 receptions for 706 yards (11.2 avg.) and a team-high 7 TDs...Finished third for IU with 163 rushing yards and 1 TD on 28 carries (5.8 avg.)...Played the majority of the season with a double sports hernia...A first-team All-Big Ten choice by the league's media and second-team pick by the coaches, he led Indiana with 77 receptions for 962 yards (12.5 avg.) and 5 TDs in 2009...His average of 80.2 receiving yards per game ranked second in the Big Ten and 30th nationally... Also recorded 25 KORs for 533 yards (21.3 avg.) and 4 PRs for 44 yards (11.0 avg.)...Finished fifth on the team with 14 receptions for 186 yards (13.29 avg.) and 1 TD as a freshman.

HIGH SCHOOL, PERSONAL: Prepped at Ben Davis (Indianapolis, IN) HS, earning three varsity letters while playing football...Finalist for the Indiana Mr. Football Award during his senior campaign when he earned first-team All-State, All-MIC Conference and All-Marion County honors... Named Ben Davis' Most Valuable Offensive Player after leading the team to a 7-4 record by catching 37 passes for 538 yards and 4 TDs that season...Added 1,164 yards and 12 TDs rushing on 174 carries, splitting time as a WR and RB.

COMMUNITY: Supported several team initiatives, including A Purple Evening and the Giant Food kickoff event for the Ravens' November Food Collection efforts...Joined teammates at the first-ever TriRavens Tournament, the team's NFL/United Way Hometown Huddle activity in Oct. 2011...Led a team of students through various challenges that integrated educational programs and physical activity at M&T Bank Stadium...In Sept. 2011, supported the Ft. Meade Blood Drive...Joined teammates at Sandymount

17 TANDON DOSS

Elementary School to kick off the Carroll County Project ACES/Play 60 program...Supported the 2012 Hometown Huddle by taking part in the first-ever Ravens TEAM Challenge at M&T Bank Stadium...Doss joined teammates and Ravens cheerleaders to complete various tasks alongside students from Baltimore's Dogwood Elementary School...The NFL/United Way Hometown Huddle is a league-wide day of service designed to bring awareness and impact to the issue

of youth health and fitness...Participated in a holiday party for critically-ill children in Dec. 2012...Additionally, supports team and player initiatives, including A Purple Evening, the Ravens' annual women's event at M&T Bank Stadium and former teammate Brendon Ayanbadejo's Toys for Tots holiday toy drive.

2012

GAME-BY-GAME OFFENSE

RAVENS Date/Opp.	RECEIVING					RUSHING				
	No.	Yds.	Avg.	LG	TD	No.	Yds.	Avg.	LG	TD
9/10 vs. Cin.	0	0	0.0	0	0	0	0	0.0	0	0
9/16 @ Phi.	1	6	6.0	6	0	0	0	0.0	0	0
9/23 vs. NE	0	0	0.0	0	0	0	0	0.0	0	0
9/27 vs. Cle.	1	39	39.0	39	0	0	0	0.0	0	0
10/7 @ KC	0	0	0.0	0	0	0	0	0.0	0	0
10/14 vs. Dal.	0	0	0.0	0	0	0	0	0.0	0	0
10/21 @ Hou.	1	15	15.0	15t	1	0	0	0.0	0	0
11/4 @ Cle.	0	0	0.0	0	0	0	0	0.0	0	0
11/11 vs. Oak.	1	26	26.0	26	0	0	0	0.0	0	0
11/18 @ Pit.	0	0	0.0	0	0	0	0	0.0	0	0
11/25 @ SD	1	9	9.0	9	0	0	0	0.0	0	0
12/2 vs. Pit.	0	0	0.0	0	0	0	0	0.0	0	0
12/9 @ Was.	0	0	0.0	0	0	0	0	0.0	0	0
12/16 vs. Den.	2	28	14.0	15	0	0	0	0.0	0	0
12/23 vs. NYG	INACTIVE - ANKLE					--	--	--	--	--
12/30 @ Cin.	INACTIVE - ANKLE					--	--	--	--	--
Totals	7	123	17.6	39	1	0	0	0.0	0	0
Playoffs										
1/6/13 vs. Ind.	0	0	0.0	0	0	0	0	0.0	0	0
1/12/13 @ Den.	0	0	0.0	0	0	0	0	0.0	0	0
1/20/13 @ NE	0	0	0.0	0	0	0	0	0.0	0	0
2/3/13 @ SF	0	0	0.0	0	0	0	0	0.0	0	0
Totals	0	0	0.0	0	0	0	0	0.0	0	0



REGULAR SEASON

Year	Team	GP	GS	RECEIVING					RUSHING				
				No.	Yards	Avg.	LG	TD	No.	Yards	Avg.	LG	TD
2011	Baltimore	6	0	0	0	0.0	0	0	0	0	0	0	0
2012	Baltimore	14	0	7	123	*17.6	39	1	0	0	0.0	0	0
Totals		20	0	7	123	17.6	39	1	0	0	0.0	0	0

*LED TEAM

CAREER SINGLE-GAME HIGHS (REGULAR SEASON)

Receptions: 2 (12/16/12 vs. Den.)
Yardage: 39 (9/27/12 vs. Cle.)
Long gain: 39 (9/27/12 vs. Cle.)
Touchdowns: 1 (10/21/12 at Hou.)

Additional Statistics: Has 4 PRs for 53 yards, including a long of 40 vs. Den. (12/16/12)

POSTSEASON

Year	Team	GP	GS	RECEIVING					RUSHING				
				No.	Yards	Avg.	LG	TD	No.	Yards	Avg.	LG	TD
2011	Baltimore	0	0	0	0	0.0	0	0	0	0	0.0	0	0
2012	Baltimore	4	0	0	0	0.0	0	0	0	0	0.0	0	0
Totals		4	0	0	0	0.0	0	0	0	0	0.0	0	0



BALTIMORE
RAVENS

58

ELVIS DUMERVIL
OUTSIDE LINEBACKER | 5-11 | 260

COLLEGE: Louisville HS: Jackson (Miami, FL)
BORN: 1/19/84, Miami, FL
EXP. (NFL/RAVENS): 8/1 GP/GS (PLAYOFFS): 91/75 (3/3)

TRANSACTIONS

Elvis Dumervil signed with the Ravens as a free agent on 3/26/13...Released by the Broncos on 3/15/13...Originally drafted by Denver in the fourth round (126th overall) of the 2006 NFL Draft.

HONORS

- Three-time Pro Bowler (2009, 2011-12)
- Broncos Ed Block Courage Award Winner (2011)
- *Associated Press* first-team All-Pro (2009)
- *ESPN.com* first-team All-Pro (2009)
- *Pro Football Weekly/PFWA* first-team All-Pro (2009)
- *The Sporting News* first-team All-Pro (2009)
- NFL Alumni Pass Rusher of the Year (2009)
- AFC Defensive Player of the Week (Week 14, 2008 and Week 14, 2007)



CAREER

- Has 264 tackles (193 solo), 63.5 sacks, 12 PD, 17 FFs, 9 FRs and 1 INT
- Led the NFL in sacks with a career-high and then-franchise-record 17 for the Broncos in 2009
- Recorded a career-high and Broncos single-game franchise-record 4 sacks at Cle. (9/20/09)
- Broncos sack leader in four of his six playing seasons (missed the 2010 season with a pectoral injury)



2012: (with Denver – 16/16, 1/1) Earned his third-career (second-consecutive) Pro Bowl nod after finishing second on the Broncos with 11 sacks and tying for a team-high 6 FFs (tied for third in NFL)...Dumervil's 54 tackles (32 solo) led all of Denver's defensive linemen and were the second most of his career...Also served as a team captain for the first time in his NFL tenure

- Matched his season high with 2 sacks, recording the 20th multi-sack game of his career in the 34-12 win in **game 15 vs. Cle. (12/23)**
- Set a single-season career high in FFs (5) with his strip-sack of Panthers QB Cam Newton in **game 9 at Car. (11/11)**
- Had a season-high 5 solo tackles, adding 2 sacks, a career-best 2 FFs and 1 PD in the 35-24 win in **game 6 at SD (10/15)**...Was also his fourth-straight game recording a sack and third-straight contest forcing a fumble
- Posted a season-high 7 tackles, adding a half sack and 1 FF, in **game 5 at NE (10/7)**
- Registered his first-career safety on a sack of Texans QB Matt Schaub in **game 3 vs. Hou. (9/23)**
- Posted 3 tackles (2 solo) and forced a half sack of QB Joe Flacco in the 38-35 double-overtime loss in the **Divisional game vs. Bal. (1/12/13)**

2011: (with Denver – 14/14, 2/2) Earned his second-career Pro Bowl selection after finishing second on the team with 9.5 sacks (-63 yards), to go along with 42 tackles (31 solo), 1 PD and 1 FR...Tied for the NFL lead with 9.5 sacks after 11/1, including an eight-game streak with at least a half-sack to represent a career high...Voted by his teammates as the Broncos' recipient of the Ed Block Courage Award for his perseverance in overcoming his 2010 pectoral injury

- Posted a career-high 8 tackles, including 6 solo, in the **season finale vs. KC (1/1/12)**
- Recorded 3 solo tackles and a sack (-5 yards), for his eighth-consecutive game with at least a half-sack in **game 15 at Buf. (12/24)**
- Started both postseason games, totalling 3 tackles, 1 sack (-11 yards) and 1 FF

2010: (with Denver – IR) Missed the entire season after being placed on Injured Reserve (pectoral) on 9/4

2009: (with Denver – 16/14) Named as a Pro Bowl starter in his first year as a LB after becoming the first Bronco in franchise history to lead the league in sacks, with a club-record 17 (-88.5 yds.)...Added 49 tackles (42 solo), 3 PD, 4 FFs and 1 FR as he earned first-team All-Pro recognition from the *Associated Press*, *The Sporting News*, *Pro Football Weekly*/

58 ELVIS DUMERVIL

PFWA and *ESPN.com*...Led the league with a Broncos' record 7 multiple-sack games...Received the Darrent Williams Good Guy Award from the Denver media

- Contributed 6 solo tackles and 1 sack (-3 yards) in **game 12 at KC (12/6)**
- Netted 5 tackles (4 solo), 1 FF and 2 sacks (-7 yards), which tied for the second fastest in NFL history to 10 sacks in a season (six games) in **game 6 at SD (10/19)**
- Produced 7 solo tackles, including a Broncos' franchise-record 4 sacks (-15 yards), and netted 1 FR and 1 PD in **game 2 vs. Cle. (9/20)**...Dumervil's 4 sacks tied for the most sacks in a game by an NFL LB since 2000

2008: (with Denver – 16/15) Posted 44 tackles (30 solo) and tied for the team lead with 5 sacks (-35 yards), adding 1 FF and 1 FR

- Recorded a season-high 8 tackles (5 solo) and 2 sacks (-15 yards) on Monday Night Football in **game 7 at NE (10/20)**
- Produced 7 tackles (5 solo) and 1 sack (-5 yards) in **game 5 vs. TB (10/5)**
- Had 3 tackles and a strip-sack in **game 12 at NYJ (11/30)**

2007: (with Denver – 16/16) Dumervil was one of three Broncos defenders and the only defensive lineman to start all 16 games, finishing with 56 tackles (43 solo), a team-high 12.5 sacks (-62.5 yards), 1 INT (returned for 27 yards), 7 PD, 4 FFs and 3 FRs...Tied for sixth in the NFL and ninth in club history for sacks in a season...His 12.5 sacks represented the most by a Bronco since 1999 (Trevor Pryce, 13)...Tied for the NFL lead among D-linemen and ranked second among all Broncos with 4 take-aways (3 FRs and 1 INT)...His 3 FRs led the AFC and tied for third in the NFL, while his 4 FFs were a team high (T-9th in NFL) with 2 of them being returned by teammates for TDs...Dumervil's career-high 7 PD were the most by a Broncos D-lineman since 1995 (Michael Dean Perry, 8)...Also had four multiple-sack games, marking the most by a Bronco since 2000 (Trevor Pryce, 4)

- Earned AFC Defensive Player of the Week honors after netting 5 solo tackles, 3 sacks (-15 yards) and 1 FF in **game 13 vs. K.C. (12/9)**
- Totaled 6 solo tackles, 2 sacks (-18 yards) and 1 FF in **game 6 vs. Pit. (10/21)**
- Netted 5 tackles (3 solo), 2 sacks, 1 FF and 1 FR in **game 3 vs. Jax. (9/23)**

2006: (with Denver – 13/0) Posted 19 tackles (15 solo), 8.5 sacks (-56.5 yards), 2 FFs and a team-high 3 FRs...Sack total ranked third among NFL rookies and tied for the third-highest total by a rookie in Broncos history...Became the first NFL rookie to record 5 sacks in a two-game span since 2001 (Justin Smith, Cin.)

- Contributed 1 solo tackle, 1 sack (-9 yards), 1 FF and a FR in **game 15 vs. Cin. (12/24)**

- Recorded 3 solo tackles and 3 sacks (-16 yards), tying a then-franchise record (Rulon Jones, 1980), and netted the first FR of his career in **game 6 at Cle. (10/22)**
- Posted 3 solo tackles, including the first 2 sacks of his career (-15 yards) in his second-career game, in **game 5 vs. Oak. (10/15)**

COLLEGE: Played 44 career games (24 starts) at Louisville and posted 151 tackles (83 solo), 11 FFs, 3 FRs, 1 INT and 4 PD to go along with 32 sacks (-223 yards)...Dumervil finished his collegiate career ranked second on the school's all-time sacks list and third on its all-time TFL chart with 42.5...Earned several national accolades as a senior after a record-setting senior season that saw the him lead the nation with a school-record 20 sacks (-165 yards) as a 12-game starter in 2005...His 20 sacks marked the second-highest single-season sack total in NCAA history behind Terrell Suggs' 24 sacks for Arizona State in 2002...Selected as the Bronko Nagurski Award winner (nation's best defensive player) and was a Walter Camp Top 10 Player of the Year as well as a first-team All-American (*Associated Press*) as a senior...Tabbed the Big East Conference Defensive Player of the Year and a finalist for the Vince Lombardi Award (nation's top D-lineman) that year...Set an NCAA record with 10 FFs as a senior and totaled 65 tackles (38 solo), 1 INT, 1 FR and 4 PD...His 9 sacks in Louisville's first two games as a senior set an NCAA record for sacks in consecutive games...Majored in justice administration.

HIGH SCHOOL, PERSONAL: Dumervil was a three-year starter at Jackson (Miami, FL) HS, where he totaled a school-record 78 sacks during his prep career and was a two-time All-State selection...Had 110 tackles and 30 sacks as a senior while posting 3 FFs and 4 FRs en route to earning the team's defensive MVP honors...Played in the California-Florida All-Star Game as a senior...Half-brother is Curry Burns, who was a DB at Louisville (2000-02) and spent time with the Texans, Giants, Redskins and Saints.

COMMUNITY: Has worked with American Group Home and Open Door Youth Gang Alternatives on charitable projects...Bought tickets for and hosted 20 underprivileged children for each Broncos home game in 2010 when he was on IR.

"Elvis was a leader on [the Broncos'] defense; a defense that has accomplished quite a bit over the last few years. We just feel like Elvis Dumervil is our kind of guy. We feel like he is the kind of person that fits us. We like to say things like, 'He is a Raven.' That's how he has always played."

- Head Coach John Harbaugh

58 ELVIS DUMERVIL

2012

GAME-BY-GAME DEFENSE

BRONCOS

Date/Opp.	TT	Solo	Asst.	Sacks	INT	PD	FF	FR
9/9 vs. Pit.	4	2	2	0-0	0-0	0	0	0
9/17 @ Atl.	3	2	1	0-0	0-0	0	0	0
9/23 vs. Hou.	5	4	1	1-6	0-0	0	0	0
9/30 vs. Oak.	4	2	2	1.5-9	0-0	0	1	0
10/7 @ NE	7	0	7	0.5-10	0-0	0	1	0
10/15 @ SD	5	5	0	2-9	0-0	1	2	0
10/28 vs. NO	1	0	1	0-0	0-0	0	0	0
11/4 @ Cin.	5	3	2	1-6	0-0	0	0	0
11/11 @ Car.	2	2	0	1-9	0-0	0	1	0
11/18 vs. SD	6	4	2	1-5	0-0	0	1	0
11/25 @ KC	2	2	0	0-0	0-0	0	0	0
12/2 vs. TB	2	2	0	0-0	0-0	0	0	0
12/6 @ Oak.	0	0	0	0-0	0-0	0	0	0
12/16 @ Bal.	3	2	1	1-14	0-0	0	0	0
12/23 vs. Cle.	4	1	3	2-15	0-0	0	0	0
12/30 vs. KC	1	1	0	0-0	0-0	0	0	0
Totals	54	32	22	11-83	0-0	1	6	0
Playoffs								
1/12/13 vs. Bal.	3	2	1	0.5-3.5	0-0	0	0	0
Totals	3	2	1	0.5-3.5	0-0	0	0	0

2011

GAME-BY-GAME DEFENSE

BRONCOS

Date/Opp.	TT	Solo	Asst.	Sacks	INT	PD	FF	FR
9/12 vs. Oak.	0	0	0	0-0	0-0	0	0	0
9/18 vs. Cin.				INACTIVE				
9/25 @ Ten.				INACTIVE				
10/2 @ GB	1	1	0	0-0	0-0	0	0	0
10/9 vs. SD	3	3	0	0-0	0-0	0	0	0
10/23 @ Mia.	1	1	0	0-0	0-0	0	0	0
10/30 vs. Det.	3	2	1	0-0	0-0	0	0	0
11/6 @ Oak.	3	2	1	1.5-12.5	0-0	1	0	0
11/13 @ KC	1	0	1	0.5-2.5	0-0	0	0	0
11/17 vs. NYJ	3	2	1	1.5-5	0-0	0	0	0
11/27 @ SD	5	3	2	2-23	0-0	0	0	0
12/4 @ Min.	4	2	2	1-4	0-0	0	0	0
12/11 vs. Chi.	5	5	0	1-5	0-0	0	0	1
12/18 vs. NE	2	1	1	1-6	0-0	0	0	0
12/24 @ Buf.	3	3	0	1-5	0-0	0	0	0
1/1/12 vs. KC	8	6	2	0-0	0-0	0	0	0
Totals	42	31	11	9.5-63	0-0	1	0	1
Playoffs								
1/8/12 vs. Pit.	2	2	0	1-11	0-0	0	1	0
1/14/12 @ NE	1	0	1	0-0	0-0	0	0	0
Totals	3	2	1	1-11	0-0	0	1	0

2009

GAME-BY-GAME DEFENSE

BRONCOS

Date/Opp.	TT	Solo	Asst.	Sacks	INT	PD	FF	FR
9/13 @ Cin.	2	2	0	0-0	0-0	1	0	0
9/20 vs. Cle.	7	7	0	4-15	0-0	1	0	1
9/27 @ Oak.	5	5	0	2-15	0-0	0	0	0
10/4 vs. Dal.	3	3	0	2-5	0-0	0	0	0
10/11 vs. NE	1	0	0-0	0-0	0-0	0	1	0
10/19 @ SD	5	4	1	2-7	0-0	0	1	0
11/1 @ Bal.	3	2	1	0-0	0-0	0	0	0
11/9 vs. Pit.	1	0	1	0.5-5	0-0	0	0	0
11/15 @ Was.	4	2	2	1.5-4.5	0-0	1	0	0
11/22 vs. SD	3	2	1	0-0	0-0	0	0	0
11/26 vs. NYG	3	3	0	2-11	0-0	0	1	0
12/6 @ KC	6	6	0	1-3	0-0	0	0	0
12/13 @ Ind.	2	2	0	0-0	0-0	0	0	0
12/20 vs. Oak.	1	0	1	0-0	0-0	0	0	0
12/27 @ Phi.	2	2	0	2-23	0-0	0	1	0
1/3/10 vs. KC	1	1	0	0-0	0-0	0	0	0
Totals	49	42	7	17-88.5	0-0	3	4	1

2008

GAME-BY-GAME DEFENSE

BRONCOS

Date/Opp.	TT	Solo	Asst.	Sacks	INT	PD	FF	FR
9/8 @ Oak.	2	2	0	0-0	0-0	0	0	0
9/14 vs. SD	0	0	0	0-0	0-0	0	0	0
9/21 vs. NO	2	2	0	0-0	0-0	0	0	0
9/28 @ KC	1	0	1	0-0	0-0	0	0	0
10/5 vs. TB	7	5	2	1-5	0-0	0	0	0
10/12 vs. Jax.	2	2	0	0-0	0-0	0	0	1
10/20 @ NE	8	5	3	2-15	0-0	0	0	0
11/2 vs. Mia.	4	3	1	0-0	0-0	0	0	0
11/6 @ Cle.	4	2	2	0-0	0-0	0	0	0
11/16 @ Atl.	0	0	0	0-0	0-0	0	0	0
11/23 vs. Oak.	2	2	0	0-0	0-0	0	0	0
11/30 @ NYJ	3	2	1	1-5	0-0	0	1	0
12/7 vs. KC	2	1	1	1-10	0-0	0	0	0
12/14 at Car.	1	0	1	0-0	0-0	0	0	0
12/21 vs. Buf.	5	3	2	0-0	0-0	0	0	0
12/28 @ SD	1	1	0	0-0	0-0	0	0	0
Totals	44	30	14	5-35	0-0	0	1	1

2007

GAME-BY-GAME DEFENSE

BRONCOS

Date/Opp.	TT	Solo	Asst.	Sacks	INT	PD	FF	FR
9/9 @ Buf.	3	2	1	0-0	1-27	1	0	0
9/16 vs. Oak.	3	2	1	2-9	0-0	0	0	0
9/23 vs. Jax.	5	3	2	2-10	0-0	0	1	1
9/30 @ Ind.	4	3	1	0-0	0-0	3	0	0
10/7 vs. SD	2	2	0	0-0	0-0	2	0	0
10/21 vs. Pit.	6	6	0	2-18	0-0	0	1	0
10/29 vs. GB	1	1	0	0-0	0-0	0	0	0
11/4 @ Det.	3	3	0	1-6	0-0	0	0	0
11/11 @ KC	2	2	0	1-3	0-0	0	1	0
11/19 vs. Ten.	3	2	1	0-0	0-0	0	0	0
11/25 at Chi.	4	3	1	0-0	0-0	0	0	0
12/2 @ Oak.	3	2	1	0-0	0-0	1	0	0
12/9 vs. KC	5	5	0	3-15	0-0	0	1	0
12/13 @ Hou.	2	1	1	0-0	0-0	0	0	0
12/24 @ SD	5	4	1	1-0	0-0	0	0	0
12/30 vs. Min.	5	2	3	0.5-1.5	0-0	0	0	2
Totals	56	43	13	12.5-62.5	1-27	7	4	3

2006

GAME-BY-GAME DEFENSE

BRONCOS

Date/Opp.	TT	Solo	Asst.	Sacks	INT	PD	FF	FR
9/10 @ STL				INACTIVE				
9/17 vs. KC				INACTIVE				
9/24 @ NE				INACTIVE				
10/9 vs. Bal.	0	0	0	0-0	0-0	0	0	0
10/15 vs. Oak.	3	3	0	2-15	0-0	0	0	0
10/22 @ Cle.	3	3	0	3-16	0-0	0	0	1
10/29 vs. Ind.	1	1	0	0-0	0-0	0	0	0
11/5 @ Pit.	2	1	1	1-7	0-0	0	1	0
11/12 @ Oak.	0	0	0	0-0	0-0	0	0	1
11/19 vs. SD	2	2	0	0-0	0-0	0	0	0
11/23 @ KC	0	0	0	0-0	0-0	0	0	0
12/3 vs. Sea.	2	2	0	1-6	0-0	0	0	0
12/10 @ SD	1	0	1	0-0	0-0	0	0	0
12/17 @ Ari.	1	1	0	0-0	0-0	0	0	0
12/24 vs. Cin.	1	1	0	1-9	0-0	0	1	1
12/31 vs. SF	3	1	2	0.5-3.5	0-0	0	0	0
Totals	19	15	4	8.5-56.5	0-0	0	2	3



58 ELVIS DUMERVIL

REGULAR SEASON

Year	Team	GP	GS	TACKLES			SACKS		INTERCEPTIONS					FUMBLES		
				TT	Solo	Asst.	No.	Yards	No.	Yards	LG	TD	PD	FF	FR	Yards
2006	Denver	13	0	19	15	4	*8.5	*56.5	0	0	0	0	0	2	*3	13
2007	Denver	16	16	56	43	13	*12.5	*62.5	1	27	27	0	7	*4	*3	0
2008	Denver	16	15	44	30	14	*5.0	*35.0	0	0	0	0	0	1	*1	0
2009	Denver	16	14	49	42	7	*17.0	*88.5	0	0	0	0	3	*4	1	0
2010	Denver	--	--	--	--	--	--	--	INJURED RESERVE - TORN PECTORAL					--	--	--
2011	Denver	14	14	42	31	11	9.5	63.0	0	0	0	0	1	0	*1	0
2012	Denver	16	16	54	32	22	11.0	83.0	0	0	0	0	1	*6	0	0
Totals		91	75	264	193	71	63.5	388.5	1	27	27	0	12	17	9	13

*LED TEAM

CAREER SINGLE-GAME HIGHS (REGULAR SEASON)

Total Tackles: 8 2 times (last: 1/1/12 vs. KC)	Solo Tackles: 7 (9/20/09 vs. Cle.)
Sacks: 4 (9/20/09 vs. Cle.)	INTs: 1 (9/9/07 at Buf.)
Forced Fumbles: 2 (10/15/12 at SD)	Fumble Recoveries: 2 (12/30/07 vs. Min.)
Passes Defensed: 3 (9/30/07 at Ind.)	

POSTSEASON

Year	Team	GP	GS	TACKLES			SACKS		INTERCEPTIONS					FUMBLES		
				TT	Solo	Asst.	No.	Yards	No.	Yards	LG	TD	PD	FF	FR	Yards
2011	Denver	2	2	3	2	1	1.0	11.0	0	0	0	0	0	1	0	0
2012	Denver	1	1	3	2	1	0.5	3.5	0	0	0	0	0	0	0	0
Totals		3	3	6	4	2	1.5	14.5	0	0	0	0	0	1	0	0

RAVENS ALL-TIME TOP 10 OFFENSIVE/DEFENSIVE GAMES

(Total Net Yards - Regular Season and Postseason)

OFFENSIVE

Rank	Yards	Rush	Pass	Date	Opponent
1.	553	168	385	9/25/11	at St. Louis
2.	548	308	240	12/13/09	Detroit
3.	533	224	309	12/23/12	New York Giants
4.	503	121	382	9/23/12	New England
5.	501	198	303	9/13/09	Kansas City
6.	479	142	337	9/27/09	Cleveland
	479	250	229	11/19/00	Dallas
8.	478	74	404	10/27/96	St. Louis
9.	463	133	330	10/6/96	New England
10.	461	247	214	11/26/00	Cleveland

DEFENSIVE

Rank	Yards	Rush	Pass	Date	Opponent
1.	94	4	90	9/24/00	Cincinnati
2.	107	52	55	10/10/04	at Washington
3.	112	28	84	11/26/00	Cleveland
4.	121	47	74	11/9/03	at St. Louis
5.	128	64	64	12/10/00	San Diego
6.	132	47	85	11/14/99	at Jacksonville
7.	142	26	116	9/10/06	at Tampa Bay
8.	151	46	105	1/13/02	at Miami (Wild Card)
	151	49	102	1/2/00	at New England
10.	150	38	112	10/2/11	New York Jets



BALTIMORE
RAVENS

5

JOE FLACCO
QUARTERBACK | 6-6 | 245

COLLEGE: Delaware HS: Audubon (NJ)

BORN: 1/16/85, Voorhees, NJ

EXP. (NFL/RAVENS): 6/6 GP/GS (PLAYOFFS): 80/80 (13/13)

TRANSACTIONS

Joe Flacco re-signed (six-year contract) with the Ravens on 3/4/13...Originally selected by the Ravens in the first round (18th overall) of the 2008 NFL Draft...Flacco became just the second NCAA Division I FCS (formerly I-AA) QB ever selected in the first round and the first since QB Steve McNair (Alcorn State) was the third-overall pick by Houston in 1995.

HONORS

- Super Bowl XLVII MVP
- Diet Pepsi Rookie of the Year (*NFL.com* fan vote) in 2008
- NFL Offensive Rookie of the Month (November, 2008)
- *USA Today's* All-Joe Team (players who are critical to their team, but don't receive Pro Bowl nods) in 2009 and 2012
- AFC Offensive Player of the Week (Week 1, 2012)
- AFC Rookie of the Week (Week 17, 2008)
- FedEx Air NFL Player of the Week (Week 3, 2011; Week 3, 2012; Week 10, 2012)
- GMC "Never Say Never" Moment of the Week (Week 9, 2011)

CAREER

- Is the only starting QB in NFL history (since the 1970 merger) to win a playoff game in each of his first five seasons (2008-12)
- Is tied with Tom Brady for the most playoff victories (9) in a QB's first five seasons
- Is the Ravens' all-time leading passer in yards (17,633), TD passes (102), completions (1,507) and attempts (2,489) and is second in completion percentage (60.5)
- Flacco's 63 wins (including playoffs) are the most by an NFL starting QB since 2008, when he entered the league
- His 93 NFL starts (including playoffs) are the most to begin a career by a QB in NFL history...Flacco has produced 63 wins in those contests
- Became the first rookie QB in NFL history to win two playoff games in the 2008 Divisional Playoff win at Ten. (1/10/09)
- The tandem of John Harbaugh and Flacco, which in 2008 set the NFL record for most wins ever (13, including playoffs) by a rookie head coach starting a rookie QB, now own the league mark for earning the playoffs in their first five seasons
- Set the Ravens' single-season record for completion percentage (63.1) in 2009 and QB rating (93.6) in 2010, while his 25 passing TDs in 2010 and 3,817 passing yards in 2012 rank as the second-most in Ravens single-season history
- Owns the Ravens' franchise record for 300-yard passing games (13)
- Became the second QB in NFL postseason history (Joe Montana - 1989) to throw 11 TDs and 0 INTs in 2012
- Ravens set a franchise record for fewest turnovers with 16 in 2012
- Flacco has led the Ravens to 33 career regular season wins at home, tied for the most among NFL starting quarterbacks since 2008 (Matt Ryan)
- In each of the past four seasons (2009-12), Flacco and Aaron Rodgers are the only NFL quarterbacks to throw for at least 3,600 yards and 20 TDs while posting 12 INTs or less
- Among all NFL quarterbacks since 2008, Flacco has produced an NFL-high 27 total road wins (including playoffs)...Eli Manning and Aaron Rodgers are second with 24 road wins during that span

DID YOU KNOW?

In 2012, QB Joe Flacco set a single-season career high in passing yards, breaking his previous record of 3,622 from 2010. Flacco compiled 3,817 yards, 22 TDs and 10 INTs on 317-of-531 passing. He also connected on 40 completions of 25-or-more yards, setting a Ravens' single-season record.

5 JOE FLACCO

2012: (16/16, 4/4) Led the Ravens to their second World Championship after a second-straight AFC North division title...Named Super Bowl XLVII MVP and earned *USA Today's* All-Joe Team honors (players who are critical to their team, but don't receive Pro Bowl nods) after starting all 16 games and posting career highs in passing yards (3,817 - second in franchise history: Vinny Testaverde, 4,177 in 1996) and completions (317 - second most in franchise history: Testaverde, 325 in 1996), while throwing 22 TD passes... Ravens scored the most points (398) in franchise history and posted the second-most total yards (5,640) in team history (5,723 in 1996)...Ravens set a team record for fewest turnovers in a single season (16)...Also rushed for a career-high 3 TDs

- Completed 69.4% of his passes (25 of 36) for 309 yards, 2 TDs and no INTs for a 114.2 QB rating, as part of an offense that posted a season-high 533 yards (224 rushing and 309 passing), the third-highest output in team history, in the 33-14 victory in **game 15 vs. NYG (12/23)**...Flacco tied a franchise record (Vinny Testaverde, 1996) with his fifth 300-yard passing game of the season (franchise-leading 13th of his career)
- Threw his 100th-career TD pass, when went 20-of-40 for 254 yards, including 2 TDs, in **game 14 vs. Den. (12/16)**
- Completed 30 of 51 passes for 355 yards, 1 TD and no INTs in the 16-13 overtime victory in **game 11 at SD (11/25)**... Flacco led the Ravens to 13 unanswered points in the fourth quarter and overtime for the victory, including a 29-yard pass to RB Ray Rice, converting a fourth-and-29 in the fourth quarter that led to a game-tying FG six plays later...

Led a 12-play, 69-yard drive in overtime, which culminated with a game-winning 38-yard FG with 1:07 remaining in the extra period

- Earned FedEx Air Player of the Week honors after leading the Ravens to a franchise-record 55 points, completing 21 of 33 passes (63.6%) for 341 yards (11th-career 300-yard game) and 3 TDs in **game 9 vs. Oak. (11/11)**...Also scored on a 1-yard plunge against the Raiders
- Was 28-of-46 for 356 yards, while crossing the 15,000-yard mark, with 1 TD in **game 4 vs. Cle. (9/27)**
- Completed 28 of 39 passes for 382 yards (third-highest total of his career and fourth most in team history) and 3 TDs in **game 3 vs. NE (9/23)**...Flacco led the Ravens to 503 total yards (third most in franchise history) and four scoring drives of at least 80 yards...With his 382 yards, Flacco became the Ravens' all-time leader in 300-yard passing games (9)
- In four playoff games, completed 73 of 126 passes for 1,140 yards, 11 TDs and 0 INTs for a 117.2 QB rating... Became just the second QB in NFL postseason history (Joe Montana - 1989) to throw 11 TDs and 0 INTs...Helped the Ravens' offense average 410.3 yards and 31 points per game during the playoffs
- Earned MVP honors after completing 66.7% of his passes (22 of 33) for 287 yards, 3 TDs and 0 INTs in the 34-31 victory in **Super Bowl XLVII vs. SF (2/3/13)**...Led the Ravens on 3 TD drives and converted 56% of the team's third downs (9 of 16) against the 49ers...Flacco tied Tom Brady for the most playoff wins (9) by a QB in his first five seasons

NFL POSTSEASON RECORDS

Joe Flacco had one of the most memorable postseason performances in NFL history in 2012. Flacco threw for the most TDs (11 - tied with Joe Montana and Kurt Warner), third-most yards (1,140), third-most passing first downs (53) and posted the third-best passer rating in four playoff contests.

PASSING YARDS (Single-Season Playoff History)

1. Eli Manning (2011) 1,219
2. Kurt Warner (2008) 1,147
3. **Joe Flacco (2012)** **1,140**

PASSING TOUCHDOWNS (Single-Season Playoff History)

1. **Joe Flacco (2012)** **11**
- Joe Montana (1989) 11
- Kurt Warner (2008) 11

PASSING FIRST DOWNS (Single-Season Playoff History)

1. Eli Manning (2011) 61
2. Peyton Manning (2006) 55
3. **Joe Flacco (2012)** **53**
- Aaron Rodgers (2010) 53

PASSER RATING (Min. 80 Att.) (Single-Season Playoff History)

1. Joe Montana (1989) 146.4
2. Troy Aikman (1992) 126.4
3. **Joe Flacco (2012)** **117.2**
- Steve Young (1994) 117.2

5 JOE FLACCO

FLACCO IS THE FIRST

Joe Flacco is the first starting QB in NFL history (since 1970 merger) to make the playoffs in each of his first five seasons. Also winning at least one playoff game in each of his first five years, he's compiled nine playoff victories, which tie (Tom Brady) for the most among QBs in the first five seasons of a career.

MOST PLAYOFF WINS BY A STARTING QB / FIRST FIVE SEASONS (Since 1970 Merger)

Quarterback (team)	Seasons	Playoff Wins/Record
Joe Flacco (Bal.)	2008-12	9-4
Tom Brady (NE)	2000-04	9-0
Ben Roethlisberger (Pit.)	2004-08	8-2
Troy Aikman (Dal.)	1989-93	6-1

- Completed 21 of 36 passes for 240 yards, 3 TDs and no INTs for a 106.3 QB rating in the 28-13 victory in the **AFC Championship at NE (1/20/13)**
 - Established Ravens single-game postseason records in passing yards (331) and passing TDs (3) for a 116.2 QB rating in the 38-35 double-overtime win in the **Divisional game at Den. (1/12/13)**...Led the Ravens on 3 scoring drives of at least 50 yards (94, 58 and 77), including his 15th-career game-winning drive in the fourth quarter/OT (second in the playoffs)...His fourth-quarter 70-yard game-tying TD pass to WR Jacoby Jones is also a postseason franchise record
 - Posted a franchise postseason-record 125.6 QB rating (12-of-23 for 282 yards, 2 TDs and no INTs) in the **Wild Card game vs. Ind. (1/6/13)**...Averaged 23.5 yards per completion, with 7 of his completions gaining at least 20 yards (longs of 50, 47 and 46)
- 2011: (16/16, 2/2)** Led the Ravens to the AFC North Division title and conference title game, completing 312 of 542 passes for 3,610 yards, 20 TDs and 12 INTs...Also carried the ball 39 times for 88 yards and 1 TD...Set single-game career highs in completions (31 vs. Ari. 10/30), attempts (52 at Sea. 11/13/11), passing yards (389 at STL 9/25/11) and long gain (74t at STL 9/25/11)
- Completed a season-high 74.2% of his passes (23 of 31) for 227 yards and 2 TDs in the 24-10 victory in **game 13 vs. Ind. (12/11)**
 - Led the Ravens on a 13-play, 92-yard game-winning drive, throwing a 26-yard TD pass to WR Torrey Smith with 8 seconds remaining in the 23-20 win in **game 8 at Pit. (11/6)**...Finished the game 28-of-47 for 300 yards, 1 TD and no INTs...Flacco became the second Ravens QB ever (Vinny Testaverde in 1996) to post back-to-back 300-yard passing games...Ravens' game-winning drive earned Flacco the GMC "Never Say Never" Moment of the Week, voted by the fans on *NFL.com*
 - Established career highs in completions (31) and attempts (51- since broken) for 336 yards in the 30-27 victory in **game 7 vs. Ari. (10/30)**...Flacco led the Ravens on 4 scoring drives in 7 second-half possessions, leading the Ravens back from a 21-point deficit, the biggest comeback in franchise history
- Earned FedEx Air NFL Player of the Week honors after he threw for a career-high 389 yards and 3 TDs, leading the Ravens to a franchise-record 553 total yards in the 37-7 victory in **game 3 at STL (9/25)**...Flacco also tossed a career-long 74-yard TD to WR Torrey Smith (Smith's first-career catch) against the Rams
 - Completed 17 of 29 passes for 224 yards, 3 TDs and no INTs for a 117.6 QB rating in the 35-7 victory in the **season opener vs. Pit. (9/11)**...Led the Ravens on 6 scoring drives (4 TDs and 2 FGs) against the Steelers
 - Completed 36 of 63 passes for 482 yards, 4 TDs and just 1 INT for a 96.1 QB rating in two playoff games
 - Completed 22 of 36 passes for a then-postseason franchise-record 306 yards, 2 TDs and 1 INT for an offense that produced a then-playoff franchise-record 398 yards in the **AFC Championship at NE (1/22/12)**
 - Completed 14 of 27 passes for 176 yards, 2 TDs and no INTs (97.1 QB rating) in the 20-13 victory in the **Divisional Playoff vs. Hou. (1/15/12)**...Flacco became the first QB in NFL history (since the 1970 merger) to start a playoff game in each of his first four seasons and to win a playoff contest in each year
- 2010: (16/16, 2/2)** Completed 62.6% of his passes (306 of 489) for 3,622 yards, while setting career highs with 25 TDs and a 93.6 QB rating...Became the Ravens' all-time leader in every major passing category in 2010
- Became the first player in Ravens history to throw for 10,000 yards (finished the game with 10,081), completing 63.2% of his passes for 102 yards and 2 TDs in **game 15 at Cle. (12/26)**...Became the sixth player in NFL history to throw for 10,000 yards in his first three seasons
 - Passed Vinny Testaverde for the most TD passes in franchise history when he threw his 52nd-career TD pass (finished the game with 53 career TD passes) in **game 11**

5 JOE FLACCO

vs. **TB (11/28)**...Was 25 of 35 (71%) for 289 yards and 2 TDs for a 103.2 QB rating, his fifth 100-plus rating in his last six games (posted a 99.5 rating against Atlanta)

- Passed Kyle Boller (746) for the most pass completions in franchise history with his 754th completion when he was 22 of 34 for 215 yards, with 3 TDs and an INT in **game 9 at Atl. (11/11)**...Led TD scoring drives of 65, 75 and 72 in the second half against the Falcons
- Completed a career-high 77.1% of his passes - min. 25 completions - (27 of 35) for 285 yards, 2 TDs and a 119.3 QB rating in **game 6 at NE (10/17)**...With his 285 yards, Flacco became the Ravens' all-time leading passer (7,985 yards in 38 career games), surpassing Kyle Boller (7,846)
- Led the Ravens to his sixth-career fourth-quarter or overtime comeback victory, throwing a TD pass to T.J. Houshmandzadeh with 32 seconds remaining for the 17-

14 victory in **game 4 at Pit. (10/3)**...Completed 64.9% of his passes for 256 yards, 1 TD and 1 INT against the Steelers

- Started both postseason games and completed 64.1% of his passes (41 of 64) for 390 yards, 3 TDs and 1 INT for a 90.0 QB rating

2009: (16/16, 2/2) Became the fourth starting QB since the 1970 AFL-NFL merger to reach the playoffs in his first two NFL seasons (Ben Roethlisberger, Bernie Kosar and Dan Marino)...Named to *USA Today's* All-Joe Team (players who are critical to their team, but don't receive Pro Bowl nods)...Completed 315 of 499 passes (63.1%) for 3,613 yards and a 88.9 QB rating, while leading the Ravens to the playoffs for the second-consecutive season...Tallied three 300-yard passing games (fourth most in Ravens single-season history)

- Posted career highs in TDs (4) and QB rating (135.6), completing 72.4% of his passes (21 of 29) for 234 yards and no INTs in the 31-7 victory in **game 14 vs. Chi. (12/20)**

2012

GAME-BY-GAME

RAVENS

Date/Opp.	PASSING										RUSHING				
	Att.	Comp.	Yards	Comp%	Yds/Att	TD	INT	LG	Sack/Lost	Rating	No.	Yards	Avg.	LG	TD
9/10 vs. Cin.	29	21	299	72.4	10.3	2	0	52	3/21	128.4	2	-1	-0.5	0	0
9/16 @ Phi.	42	22	232	52.4	5.50	1	1	40	2/18	66.8	0	0	0.0	0	0
9/23 vs. NE	39	28	382	71.8	9.79	3	1	41	0/0	117.7	2	3	1.5	5	0
9/27 vs. Cle.	46	28	356	60.9	7.74	1	1	39	4/19	83.2	2	4	2.0	3	1
10/7 @ KC	27	13	187	48.1	6.93	0	1	43	4/22	55.6	3	14	4.7	16	0
10/14 vs. Dal.	26	17	234	65.4	9.00	1	0	43	1/4	106.9	2	2	1.0	3	0
10/21 @ Hou.	43	21	147	48.8	3.42	1	2	15t	4/26	45.4	2	7	3.5	5	0
11/4 @ Cle.	24	15	153	62.5	6.38	1	0	27	1/8	94.6	2	1	0.5	2	0
11/11 vs. Oak.	33	21	341	63.6	10.33	3	1	47t	0/0	115.8	1	1	1.0	1t	1
11/18 @ Pit.	32	20	164	62.5	5.13	0	0	31	2/11	75.5	1	-1	-1.0	-1	0
11/25 @ SD	51	30	355	58.8	6.96	1	0	54	5/39	86.6	4	-4	-1.0	0	0
12/2 vs. Pit.	34	16	188	47.1	5.53	1	1	31	3/11	61.9	1	-1	-1.0	-1	0
12/9 @ Was.	21	16	182	76.2	8.67	3	1	31t	2/9	121.4	5	9	1.8	5	0
12/16 vs. Den.	40	20	254	50.0	6.35	2	1	61t	3/32	76.5	2	-2	-1.0	-1	0
12/23 vs. NYG	36	25	309	69.4	8.58	2	0	43	0/0	114.2	3	-10	-3.3	1t	1
12/30 @ Cin.	8	4	34	50.0	4.25	0	0	24	1/7	61.5	0	0	0.0	0	0
Totals	531	317	3,817	59.7	7.19	22	10	61t	35/227	87.7	32	22	0.7	16	3
Playoffs															
1/6/13 vs. Ind.	23	12	282	52.2	12.26	2	0	50	1/13	125.6	3	-3	-1.0	-1	0
1/12/13 @ Den.	34	18	331	52.9	9.74	3	0	70t	1/7	116.2	2	7	3.5	7	0
1/20/13 @ NE	36	21	240	58.3	6.67	3	0	26	2/5	106.3	3	12	4.0	14	0
2/3/13 @ SF	33	22	287	66.7	8.70	3	0	56t	2/13	124.2	0	0	0.0	0	0
Totals	126	73	1,140	57.9	9.05	11	0	70t	6/38	117.2	8	16	2.0	14	0

2011

GAME-BY-GAME

RAVENS

Date/Opp.	PASSING										RUSHING				
	Att.	Comp.	Yards	Comp%	Yds/Att	TD	INT	LG	Sack/Lost	Rating	No.	Yards	Avg.	LG	TD
9/11 vs. Pit.	29	17	224	58.6	7.72	3	0	29	1/9	117.6	0	0	0.0	0	0
9/18 @ Ten.	32	15	197	46.9	6.16	1	2	32	3/13	51.2	0	0	0.0	0	0
9/25 @ STL	48	27	389	56.3	8.10	3	0	74t	2/4	103.6	8	27	3.4	9	0
10/2 vs. NYJ	31	10	163	32.3	5.26	0	1	52	2/8	37.4	3	-3	-1.0	-1	0
10/16 vs. Hou.	33	20	305	60.6	9.24	0	1	56	2/16	78.5	3	-1	-0.3	1t	1
10/24 @ Jax.	38	21	137	55.3	3.61	1	1	20	3/25	61.0	0	0	0.0	0	0
10/30 vs. Ari.	51	31	336	60.8	6.59	0	1	37	3/38	72.0	4	15	3.8	10	0
11/6 @ Pit.	47	28	300	59.6	6.38	1	0	29	3/11	85.4	0	0	0.0	0	0
11/13 @ Sea.	52	29	255	55.8	4.90	1	1	19	1/8	67.4	2	8	4.0	6	0
11/20 vs. Cin.	27	17	270	63.0	10.00	2	1	49	1/2	105.5	3	-2	-0.7	0	0
11/24 vs. SF	23	15	161	65.2	7.00	1	0	22	0/0	100.1	6	2	0.3	6	0
12/4 @ Cle.	23	10	158	43.5	6.87	0	0	32	1/0	66.9	4	-1	-0.3	2	0
12/11 vs. Ind.	31	23	227	74.2	7.32	2	1	26	2/15	102.5	0	0	0.0	0	0
12/18 @ SD	34	23	226	67.6	6.65	2	2	36	5/40	81.2	1	12	12.0	12	0
12/24 vs. Cle.	24	11	132	45.8	5.50	2	1	42t	1/10	73.6	4	30	7.5	33	0
1/1/12 @ Cin.	19	15	130	78.9	6.84	1	0	39	1/4	112.7	1	1	1.0	1	0
Totals	542	312	3,610	57.6	6.66	20	12	74t	31/203	80.9	39	88	2.3	33	1
Playoffs															
1/15/12 vs. Hou.	27	14	176	51.9	6.52	2	0	30	5/36	97.1	2	-1	-0.5	-1	0
1/22/12 @ NE	36	22	306	61.1	8.50	2	1	42	3/24	95.1	4	27	6.8	14	0
Totals	63	36	482	57.1	7.65	4	1	42	8/60	96.1	6	26	4.3	14	0

5 JOE FLACCO

2010

GAME-BY-GAME RAVENS

Date/Opp.	PASSING										RUSHING				
	Att.	Comp.	Yards	Comp%	Yds/Att	TD	INT	LG	Sack/Lost	Rating	No.	Yards	Avg.	LG	TD
9/13 @ NYJ	38	20	248	52.6	6.53	0	1	38	2/15	62.2	4	2	0.5	1	0
9/19 @ Cin.	39	17	154	43.6	3.95	1	4	31	1/4	23.8	3	9	3.0	8	0
9/26 vs. Cle.	31	22	262	71.0	8.45	3	0	34	0/0	128.7	4	-4	-1.0	-1	0
10/3 @ Pit.	37	24	256	64.9	6.92	1	1	40	1/6	82.7	2	1	0.5	2	0
10/10 vs. Den.	25	14	196	56.0	7.84	0	0	58	1/14	81.4	5	20	4.0	9	1
10/17 @ NE	35	27	285	77.1	8.14	2	0	25	3/7	119.3	2	5	2.5	5	0
10/24 vs. Buf.	31	16	250	51.6	8.06	3	0	36	2/21	111.0	2	-1	-0.5	0	0
11/7 vs. Mia.	27	20	266	74.1	9.85	2	0	34	4/23	129.6	4	7	1.8	7	0
11/11 @ Atl.	34	22	215	64.7	6.32	3	1	24	2/11	99.5	3	13	4.3	13	0
11/21 @ Car.	33	24	301	72.7	9.12	1	0	56t	3/23	110.8	1	0	0.0	0	0
11/28 vs. TB	35	25	289	71.4	8.26	2	1	65t	4/32	103.2	3	-2	-0.7	0	0
12/5 vs. Pit.	33	17	266	51.5	8.06	1	0	67	4/40	88.7	3	15	5.0	14	0
12/13 @ Hou.	33	22	235	66.7	7.12	2	0	26	5/45	107.5	0	0	0.0	0	0
12/19 vs. NO	20	10	172	50.0	8.60	2	0	42	3/24	112.9	1	2	2.0	2	0
12/26 @ Cle.	19	12	102	63.2	5.37	2	1	22	1/5	90.2	3	16	5.3	13	0
1/2/11 vs. Cin.	19	14	125	73.7	6.58	0	1	37	4/24	69.0	3	1	0.3	3	0
Totals	489	306	3,622	62.6	7.41	25	10	67	40/294	93.6	43	84	2.0	14	1
Playoffs															
1/9/11 @ KC	34	25	265	73.5	7.79	2	0	28	4/17	115.4	7	26	3.7	13	0
1/15/11 @ Pit.	30	16	125	53.3	4.17	1	1	21	5/34	61.1	2	-1	-0.5	0	0
Totals	64	41	390	64.1	6.09	3	1	28	9/51	90.0	9	25	2.8	130	0

2009

GAME-BY-GAME RAVENS

Date/Opp.	PASSING										RUSHING				
	Att.	Comp.	Yards	Comp%	Yds/Att	TD	INT	LG	Sack/Lost	Rating	No.	Yards	Avg.	LG	TD
9/13 vs. KC	43	26	307	60.5	7.14	3	1	31t	1/4	95.8	5	18	3.6	6	0
9/20 @ SD	26	17	190	65.4	7.31	2	1	27t	1/9	96.6	5	3	0.6	3	0
9/27 vs. Cle.	35	25	342	71.4	9.77	1	0	72t	1/9	111.8	2	5	2.5	3	0
10/4 @ NE	47	27	264	57.4	5.62	2	1	22	2/17	78.7	1	2	2.0	2	0
10/11 vs. Cin.	31	22	186	71.0	6.00	1	2	48t	2/11	70.1	1	9	9.0	9	0
10/18 @ Min.	43	28	385	65.1	8.95	2	0	63	3/18	109.2	0	0	0.0	0	0
11/1 vs. Den.	25	20	175	80.0	7.00	1	0	21	2/8	109.2	5	5	1.0	2	0
11/8 @ Cin.	32	18	195	56.3	6.09	0	2	35	4/35	48.3	2	3	1.5	2	0
11/16 @ Cle.	18	13	155	72.2	8.61	0	0	41	2/9	98.1	1	-6	-6.0	-6	0
11/22 vs. Ind.	35	23	256	65.7	7.31	0	1	45	0/0	75.4	2	-2	-1.0	0	0
11/29 vs. Pit.	35	23	289	65.7	8.26	1	0	54	5/28	100.8	1	-2	-2.0	-2	0
12/7 @ GB	36	15	137	41.7	3.81	1	3	23	3/18	27.2	3	16	5.3	10	0
12/13 vs. Det.	20	13	230	65.0	11.50	1	0	62t	0/0	120.8	1	2	2.0	2	0
12/20 vs. Chi.	29	21	234	72.4	8.07	4	0	32t	2/22	135.6	2	5	2.5	3	0
12/27 @ Pit.	25	13	166	52.0	6.64	2	1	30t	4/18	83.1	0	0	0.0	0	0
1/3/10 @ Oak.	19	11	102	57.9	5.37	0	0	23	4/12	72.7	4	-2	-0.5	1	0
Totals	499	315	3,613	63.1	7.24	21	12	72t	36/218	88.9	35	56	1.6	10	0
Playoffs															
1/10/10 @ NE	10	4	34	40.0	3.40	0	1	17	0/0	10.0	6	5	0.8	7	0
1/16/10 @ Ind.	35	20	189	57.1	5.40	0	2	27	1/6	48.4	1	2	2.0	2	0
Totals	45	24	223	53.3	4.96	0	3	27	1/6	39.4	7	7	1.0	7	0

2008

GAME-BY-GAME RAVENS

Date/Opp.	PASSING										RUSHING				
	Att.	Comp.	Yards	Comp%	Yds/Att	TD	INT	LG	Sack/Lost	Rating	No.	Yards	Avg.	LG	TD
9/7 vs. Cin.	29	15	129	51.7	4.45	0	0	15	0/0	63.7	4	37	9.3	38t	1
9/21 vs. Cle.	19	13	129	68.4	6.79	0	2	19	1/7	47.8	6	-2	-0.3	2	0
9/29 @ Pit.	31	16	192	51.6	6.19	1	0	35	5/52	81.7	2	-1	-0.5	0	0
10/5 vs. Ten.	27	18	153	66.7	5.67	0	2	22	0/0	50.4	2	4	2.0	2	0
10/12 @ Ind.	38	28	241	73.7	6.34	0	3	54	4/32	57.0	3	12	4.0	11	0
10/19 @ Mia.	23	17	232	73.9	10.10	1	0	40	2/14	120.2	3	2	0.7	2	0
10/26 vs. Oak.	24	12	140	50.0	5.83	1	0	70t	0/0	81.9	4	23	5.8	13	1
11/2 @ Cle.	29	17	248	58.6	8.55	2	0	47t	2/12	109.6	4	2	0.5	2	0
11/9 @ Hou.	23	15	185	65.2	8.04	2	0	43t	3/28	118.9	1	8	8.0	8	0
11/16 @ NYG	33	20	164	60.6	4.97	1	2	16	1/10	58.1	6	57	9.5	30	0
11/23 vs. Phi.	26	12	183	46.2	7.04	2	0	53t	3/45	95.5	5	3	0.6	5	0
11/30 @ Cin.	29	19	280	65.5	9.66	2	0	70t	2/8	119.9	3	15	5.0	11	0
12/7 vs. Was.	21	10	134	47.6	6.38	1	1	30	0/0	64.4	4	11	2.8	9	0
12/14 vs. Pit.	28	11	115	39.3	4.11	0	2	24	2/25	22.2	1	5	5.0	5	0
12/20 @ Dal.	25	17	149	68.0	5.96	1	0	23	5/26	96.9	4	4	1.0	14	0
12/28 vs. Jax.	23	17	297	73.9	12.90	0	0	48	2/17	115.8	0	0	0.0	0	0
Totals	428	257	2,971	60.0	6.94	14	12	70t	32/276	80.3	52	180	3.5	38t	2
Playoffs															
1/4/09 @ Mia.	23	9	135	39.1	5.87	0	0	31	0/0	59.1	5	8	1.6	5t	1
1/10/09 @ Ten.	22	11	161	50.0	7.32	1	0	48t	0/0	89.4	5	5	1.0	3	0
1/18/09 @ Pit.	30	13	141	43.3	4.70	0	3	22	3/16	18.2	2	-8	-4.0	0	0
Totals	75	33	437	44.0	5.83	1	3	48t	3/16	50.8	12	5	0.4	5t	1



5 JOE FLACCO

- Posted a then-career-high 120.8 QB rating, completing 13 of 20 attempts (65%) for 230 yards, 1 TD and no INTs in the 48-3 win in **game 13 vs. Det. (12/13)**...Led the Ravens on 7 scoring drives, including 5 for 60 yards or more against the Lions as part of a then-franchise-record 548 total yards
- Completed 20 of 25 passes, including his last 14, for a career-high and franchise-record-tying 80% completion mark for 175 yards, 1 TD, no INTs and a 109.2 QB rating in the 30-7 victory in **game 7 vs. Den. (11/1)**...The 14 straight completions set a franchise record, breaking his own mark (12) at Ind. (10/5/08)...Led the Ravens in converting 11 of 18 third downs, including six in the second half against a Denver team that had only given up two (second half) in the previous six games
- Completed 65% of his passes, tying a career high with 28 completions (on 43 attempts) for a then-career-best 385 yards, 2 TDs and no INTs for a 109.2 QB rating in **game 6 at Min. (10/18)**
- Went 25 of 35 passing (71.4%) for a then-career-high 342 yards, including a then-career-long 72-yard TD strike to WR Derrick Mason, as part of 479 yards racked up by the Ravens' offense in **game 3 vs. Cle. (9/27)**

2008: (16/16, 3/3) Earned the 2008 Diet Pepsi Rookie of the Year Award (*NFL.com* fan vote), connecting on 60% of his passes (257 of 428) for 2,971 yards, 14 TDs and 12 INTs for an 80.3 rating...Also rushed 52 times for 180 yards and 2 TDs, including a career-long 38-yard TD scamper...Also pulled in a 43-yard reception from Troy Smith while leading the Ravens to an 11-5 record...Became the first rookie QB in NFL history to win two playoff games, leading the Ravens to their first AFC Championship game since 2000...Finished the postseason 33 of 75 for 437 yards, 1 TD and 3 INTs...Also rushed 12 times for

5 yards, including a 5-yard TD, during the playoffs...Posted an 89.4 QB rating, completing 11 of 22 for 161 yards and his first-career playoff TD pass and no INTs in the **Divisional Playoff at Ten. (1/10/09)**

- Connected on 73.9% of his passes (17 of 23) for 297 yards, earning AFC Rookie of the Week honors after posting a 115.8 QB rating in the 27-7 win in **game 16 vs. Jax. (12/28)**
- Started his first-career NFL game and led the Ravens to a 17-10 win by completing 15 of 29 attempts for 129 yards in **game 1 vs. Cin. (9/7)**...Flacco also rushed 4 times for 37 yards, including his first-career rushing TD on a career-long 38-yard run against the Bengals...The scoring run was the longest in NFL history by a QB making his debut

COLLEGE: Earned first-team All-American honors from *The NFL Draft Report* and *Pro Football Weekly* as a senior... Started all 26 games in which he played at Delaware after transferring from Pittsburgh...In two seasons, Flacco set 20 Delaware records, including career marks for completions (595) and attempts (938) and season records for completions (331), attempts (521) and yards (4,263)...Also left Delaware holding career marks for yards passing per game (284.2), 200-yard passing games (21), consecutive 200-yard passing games (15), 300-yard passing games (11), 200-yard passing games in a season (13), 300-yard passing games in a season (7), total plays (585), total offense (4,285) and total offense per game (285.7)...Also set single-game records for completions (40) and attempts (51), consecutive pass attempts without an INT (212), yards passing per game (271.0), pass completion percentage (.634), and total offense per game (273.9)... Finished his career ranked No. 2 all time at Delaware in career passing yards (7,046)...Also tossed 41 TDs against just 15 INTs and rushed for 76 yards and 9 TDs for the Blue Hens...

SUPER BOWL XLVII MVP

Super Bowl XLVII MVP QB Joe Flacco was masterful during the Ravens' 2012 playoff run, completing 73 of 126 passes for 1,140 yards, 11 TDs and 0 INTs to produce a 117.2 passer rating. Flacco joined Hall of Fame QB Joe Montana (1989) as the only players to produce 11 TDs and 0 INTs during an NFL postseason.

JOE FLACCO STATISTICS / 2012 PLAYOFFS

(Game-By-Game Totals)

Game (Opp./Rd.)	Cmp-Att	Pct.	Yards	TD	INT	Rate
1/06/13 vs. Ind. (WC)	12-23	52.2	282	2	0	125.6
1/12/13 at Den. (Div.)	18-34	52.9	331	3	0	116.2
1/20/13 at NE (AFC)	21-36	58.3	240	3	0	106.3
2/03/13 at SF (SB)	22-33	66.6	287	3	0	124.2
Totals (Record: 4-0)	73-126	57.9	1,140	11	0	117.2

Flacco Quick Hits:

- In his final six games of 2012 (including playoffs), Flacco was 102-of-170 for 1,483 yards, 13 TDs and 0 INTs (113.9 QB rating).
- To close out the 2012 season, Flacco did not throw an INT (from 12/16/12 vs. Denver), a streak of 195 passes without a pick.
- Flacco, Joe Montana (1989) and Kurt Warner (2008) are the only QBs in NFL history to throw 11 TDs in a single postseason. Neither Flacco nor Montana threw an INT in their postseasons.

5 JOE FLACCO

GAME-WINNING DRIVES (13 REGULAR SEASON, 2 PLAYOFFS)

FLACCO'S CAREER GAME-WINNING DRIVES IN FOURTH QUARTER OR OVERTIME

DATE/OPP.	DRIVE LENGTH	SCORING PLAY	TIME LEFT	SCORE
11/2/08 at Cle.	5 plays, 59 yards in 1:54	Stover 22-yard field goal	5:36	30-27
1/10/09 at Ten. (Div.)	9 plays, 51 yards in 3:30	Stover 43-yard field goal	0:53	13-10
9/13/09 vs. KC	8 plays, 74 yards in 3:15	Clayton 31-yard pass from Flacco	2:06	38-24
11/29/09 vs. Pit.	6 plays, 17 yards in 3:23	Cundiff 29-yard field goal	6:42 (OT)	20-17
9/26/10 vs. Cle.	10 plays, 69 yards in 5:41	Boldin 27-yard pass from Flacco	9:13	21-17
10/3/10 at Pit.	4 plays, 40 yards in 0:36	Houshmandzadeh 18-yard pass from Flacco	0:32	17-14
10/24/10 vs. Buf.	4 plays, 9 yards in 1:58	Cundiff 38-yard field goal	10:54 (OT)	37-34
12/19/10 vs. NO	5 plays, 66 yards in 1:31	Cundiff 32-yard field goal	10:03	27-24 (30-24 final)
10/30/11 vs. Ari.	5 plays, 37 yards in 0:52	Cundiff 25-yard field goal	0:00	30-27
11/6/11 at Pit.	13 plays, 92 yards in 2:16	T. Smith 26-yard pass from Flacco	0:08	23-20
11/24/11 vs. SF	16 plays, 76 yards in 7:34	Pitta 8-yard pass from Flacco	14:56	13-6 (16-6 final)
9/23/12 vs. NE	7 plays, 70 yards in 1:55	Tucker 27-yard field goal	0:00	31-30
11/04/12 at Cle.	9 plays, 81 yards in 4:22	T. Smith 19-yard pass from Flacco	4:26	22-15 (25-15 final)
11/25/12 at SD	12 plays, 40 yards in 3:09	Tucker 38-yard field goal	0:00	13-13
	12 plays, 69 yards in 3:49	Tucker 38-yard field goal	1:07 (OT)	16-13
1/12/13 at Den. (Div.)	3 plays, 77 yards in :38	J. Jones 70-yard pass from Flacco	0:31	35-35
	6 plays, 16 yards in 2:33	Tucker 47-yard field goal	13:18 (2OT)	38-35

Finished Delaware career as one of three QBs in Atlantic Ten Conference/CAA history to throw for at least 4,000 yards in a single season...Named ECAC All-East Player of the Year and CAA co-Offensive Player of the Year in 2007...Was also an All-Eastern College Athletic Conference and All-Colonial Athletic Association first-team pick after leading his team to a 11-4 record and a berth in the NCAA Division I Football Championship Subdivision National Championship game... Started all 15 games and connected on 331 of 521 passes (63.5%) for a school-record 4,263 yards, 23 TDs and just 5 INTs...Posted two 400-yard performances as a senior...Threw a school-record 212 straight passes without an INT to close out his career...Threw for a career-high 434 yards and 4 TDs on 30-of-41 passing against Navy...Earned the starting job at QB and started all 11 games, throwing for 2,783 yards and 18 TDs on 264-of-417 passing after transferring from Pittsburgh as a junior in 2006...Participated in fall drills after transferring from Pittsburgh in August, but did not see game action in 2005...Saw action in three games as a backup QB and completed 1 of 4 passes for 11 yards for Pittsburgh in 2004...Played in the fourth quarter against South Florida, completing 1 of 4 passes for 11 yards...Redshirted as a freshman at Pittsburgh in 2003... Majored in accounting.

HIGH SCHOOL, PERSONAL: Prepped at Audubon (NJ) HS and was a two-time New Jersey All-Group II, first-team All-South Jersey and All-Colonial Conference honoree...Named the Colonial Conference Athlete of the Year and South Jersey Touchdown Club Offensive Back of the Year as a senior in 2002...Was a three-year starter at QB, throwing for 5,137 yards (fourth-most in South Jersey history)...Threw for 2,020 yards as a senior, including a single-game South Jersey record of 471...

Was a South Jersey Touchdown Club first-team All-Academic honoree and the *Courier Post* Scholar Athlete of the Year... Also played basketball and baseball, leading his team to the state baseball title...Flacco's father, Stephen, played football and baseball at the University of Pennsylvania (1979-83)...His brother, Mike, was drafted by the Orioles in the 31st round of the 2009 MLB Draft...Brother, John, is a WR at Stanford... Married his high school sweetheart, Dana Grady, in June 2011...Joe and Dana have a son, Stephen (1).

COMMUNITY: Serves as a spokesperson for the Baltimore Humane Society to help save the lives of pets in peril... Provides substantial support to Special Olympics Maryland (SOMD)...Participated in the Polar Bear Plunge (2009-2012), benefiting the nonprofit that provides year-round sports training and athletic competition in a variety of Olympic-type sports for children and adults with intellectual disabilities... Has attended the Special Olympics Maryland Summer Games Opening Ceremonies, leading the athletes in their "Athlete Oath" prior to the competitions...In 2010, visited with SOMD athletes at the Ravens' flag football exhibition...In Oct. 2012, Flacco and teammates visited with patients at Franklin Square Medical Center currently undergoing treatment for breast cancer...The players signed autographs and distributed pink footballs and hats...Supports Ravens players' charitable outreach, including the Lardarius Webb Charity Softball Game, Matt Birk's Celebrity Server Night, Vonta Leach's Celebrity Billiards Tournament and Jameel McClain's Thanksgiving Dinner at the Salvation Army...Also, annually supports Ravens' team events, including the Union Memorial Hospital visit (2010), Helping Up Mission coat distribution to homeless men (2010) and the All Community Team Auction Party (2009, 2011, 2012).

5 JOE FLACCO

REGULAR SEASON

Year	Team	GP	GS	PASSING									RUSHING					
				Att.	Comp.	Yards	Comp%	Yds/Att	TD	INT	LG	Sack/Lost	Rating	No.	Yards	Avg.	LG	TD
2008	Baltimore	16	16	428	257	2,971	60.0	6.94	14	12	70t	32/276	80.3	52	180	3.5	38t	2
2009	Baltimore	16	16	499	315	3,613	63.1	7.24	21	12	72t	36/218	88.9	35	56	1.6	10	0
2010	Baltimore	16	16	489	306	3,622	62.6	7.41	25	10	67	40/294	93.6	43	84	2.0	14	1
2011	Baltimore	16	16	542	312	3,610	57.6	6.66	20	12	74t	31/203	80.9	39	88	2.3	33	1
2012	Baltimore	16	16	531	317	3,817	59.7	7.19	22	10	61t	35/227	87.7	32	22	0.7	16	3
Totals		80	80	2,489	1,507	17,633	60.5	7.08	102	56	74t	174/1,218	86.3	201	430	2.1	38t	7

CAREER SINGLE-GAME HIGHS (REGULAR SEASON)


Most Attempts: 52 (11/13/11 at Sea.)
Most Completions: 31 (10/30/11 vs. Ari.)
Most Yards Passing: 389 (9/25/11 at STL)
Most Touchdowns: 4 (12/20/09 vs. Chi.)
Longest Gain: 74t (9/25/11 at STL)

300-yard Passing Games: 13 (last: 309 yards, 12/23/12 vs. NYG)

Additional Statistics: Has 2 receptions for 35 yards (had 1 reception for a career-long 43 yards vs. Oak. 10/26/08)

POSTSEASON

Year	Team	GP	GS	PASSING									RUSHING					
				Att.	Comp.	Yards	Comp%	Yds/Att	TD	INT	LG	Sack/Lost	Rating	No.	Yards	Avg.	LG	TD
2008	Baltimore	3	3	75	33	437	44.0	5.83	1	3	48t	3/16	50.8	12	5	0.4	5t	1
2009	Baltimore	2	2	45	24	223	53.3	4.96	0	3	27	1/6	39.4	7	7	1.0	7	0
2010	Baltimore	2	2	64	41	390	64.1	6.09	3	1	28	9/51	115.4	9	25	2.8	13	0
2011	Baltimore	2	2	63	36	482	57.1	7.65	4	1	42	8/60	96.1	6	26	4.3	14	0
2012	Baltimore	4	4	126	73	1,140	57.9	9.05	11	0	70t	6/38	117.2	8	16	2.0	14	0
Totals		13	13	373	207	2,672	55.5	7.16	19	8	70t	27/171	86.2	42	79	1.9	14	1



AIR IT OUT

25+ YARD PASSES (2012 Season)

1. Drew Brees 47
2. **Joe Flacco** **40***
- Peyton Manning 40

*Ravens record



PCT. INTs THROWN (2012 Season)

1. Tom Brady 1.3
- Robert Griffin III 1.3
3. Aaron Rodgers 1.4
4. Ben Roethlisberger 1.8
5. **Joe Flacco** **1.9**

Note: Among NFL QBs with 500 attempts in 2012, Flacco (10), Brady (8) and Rodgers (8) threw the fewest interceptions.



BALTIMORE
RAVENS

66

GINO GRADKOWSKI
CENTER | 6-3 | 300

COLLEGE: Delaware **HS:** Seton-La Salle (Pittsburgh, PA)
BORN: 11/5/88, Pittsburgh, PA
EXP. (NFL/RAVENS): 2/2 **GP/GS (PLAYOFFS):** 16/0 (4/0)

TRANSACTIONS

Gino Gradkowski was selected by the Ravens with their first pick in the fourth round (98th overall) of the 2012 NFL Draft... Gradkowski was the first of two Ravens picks in the fourth round (S Christian Thompson, 130th).

CAREER

- Played in all 16 regular season games and all four postseason contests, both from scrimmage and on special teams (2012)



2012: (16/0, 4/0) Helped the Ravens score the most points (398) and post the second-most total yards (5,640) in team history (5,723 in 1996), including a career-high 3,817 passing yards by QB Joe Flacco and 1,143 yards and 9 TDs rushing by RB Ray Rice


- Saw extended action at center, helping the Ravens outgain the Bengals 352 to 189, including 206 yards and 2 TDs rushing, in **game 16 at Cin. (12/30)**
- Saw action on special teams and recorded a KOR for 12 yards in **game 14 vs. Den. (12/16)**
- Played on special teams in **games 10-13**
- Saw action on special teams and had a key block, paving the way for P Sam Koch to score a TD on a fake FGA in the 55-20 victory in **game 9 vs. Oak. (11/11)**
- Saw action on special teams in **games 2-8**
- Saw action in his first-career NFL game in the 44-13 victory in **game 1 vs. Cin. (9/10)**
- Saw action on special teams in all four playoff games

COLLEGE: Started all 37 games over three seasons at Delaware following his transfer from West Virginia in 2009...Saw action at LG, RG and center, helping the Blue Hens to a 25-12 record...Earned first-team All-American by the *Associated Press*, The Sports Network and American Football Coaches Association (2011)...Was also a first-team All-Colonial Athletic Association (2010-11) and second-team All-American by *Phil Steele's* College Football (2010-11)...Served as a co-captain and started all 11 games (eight at LG and three at center) for the Blue Hens, helping the team to a 7-4 record as a senior in 2011...Became the first UD offensive lineman to earn back-to-back first-team All-CAA honors since Conway Hayman in 1968-69...Helped the offense finish fifth in the conference in rushing offense, averaging 165.5 yards per game...Led an offensive line that paved the way for RB Andrew Pierce to rush for 1,279 yards and 16 TDs, which ranked third and second in the CAA, respectively...Earned first-team All-CAA honors after starting every game at LG as a junior in 2010...Led UD to a 12-3 record and an appearance in the FCS National Championship game...Played a key role on the offensive line that helped the squad rank second in

the CAA for total offense (401.8 ypg)...Helped pave the way for CAA Rookie of the Year RB Andrew Pierce (1,655 yards rushing and 17 TDs) and CAA Offensive Player of the Year QB Pat Devlin (3,032 passing yards and 22 TDs)...Started all 11 games at RG in his first season at Delaware, helping the team to a 6-5 record in 2009...Helped the Blue Hens average 355.0 yards per game of total offense and 243.4 passing yards per game, which ranked second in the CAA...Saw action in one game in 2008 as a redshirt freshman for West Virginia in the Mountaineers' 48-21 victory over Villanova...Transferred to Delaware following the season...Redshirted as a true freshman and practiced on the offensive line for the Mountaineers team that defeated Oklahoma in the Fiesta Bowl in 2007...Majored in history at Delaware.

HIGH SCHOOL, PERSONAL: Prepped at Seton-La Salle (PA) HS...Played as a two-way lineman in football and as a center in basketball...Was a four-year starter and two-year captain who led the team to the 2004 district title...Earned All-State honors in his junior and senior seasons...Named to the All-Conference team twice and as an All-WPIAL District selection twice...His brother, Bruce, was a standout QB, three-year starter and All-MAC selection at Toledo and is a eight-year NFL veteran, playing for the Tampa Bay Buccaneers (2006-07), Cleveland Browns (2008), Oakland Raiders (2009-10), Cincinnati Bengals (2011-12) and Pittsburgh Steelers (2013).

COMMUNITY: Supported several team and player initiatives, including A Purple Evening, the annual women's event at M&T Bank Stadium and Vonta Leach's Holiday Helpers shopping event at Target...Volunteered at the Special Olympics Maryland Summer Games (2013) in the Bocce and Track & Field events...Involved with promoting Play 60, the NFL movement for an active generation, by participating in an assembly at Stoneleigh Elementary School, winner of the NFL Super School title in the Baltimore area and the Hometown Huddle Ravens TEAM Challenge...The NFL/United Way Hometown Huddle is a league-wide day of service designed to bring awareness and impact to the issue of youth health and fitness...Alongside teammates and Ravens cheerleaders, Gradkowski distributed Ravens military t-shirts and autographed photos to veterans at the Baltimore VA Medical Center for Veteran's Day.



BALTIMORE
RAVENS

24

COREY GRAHAM
CORNERBACK | 6-0 | 196

COLLEGE: New Hampshire HS: Turner Carroll (Buffalo, NY)
BORN: 7/25/85, Buffalo, NY
EXP. (NFL/RAVENS): 7/2 GP/GS (PLAYOFFS): 93/18 (6/4)

TRANSACTIONS

Corey Graham signed with the Ravens as an unrestricted free agent on 3/23/12...Originally selected by the Bears in the fifth round (168th overall) of the 2007 NFL Draft.

HONORS

- Pro Bowler (2011)
- Named to *USA Today's* All-Joe Team (players who are critical to their team, but don't receive Pro Bowl nods) in 2010
- Ravens Roost #7 Extra Effort Award (2012)

CAREER

- Has 171 tackles (126 solo), 6 INTs, 21 PD, 1 FF and 1 FR over his first six years in the NFL
- Owns 110 special teams stops, including topping the 20-tackle mark in four of his six full seasons
- Posted a career-high 3 PD at Pit. (11/18/12)
- Recorded a career-high 93 tackles from scrimmage in 2008
- Led the Bears with a career-high 25 special teams tackles in 2010



2012: (with Baltimore – 16/8, 4/4) Finished with 54 tackles, 2 INTs (returned for 20 yards) and a career-high 8 PD...Also netted 6 solo special teams stops

- Started and produced 2 solo tackles and a PD for a defense that held the Giants to 186 total yards and 20% (2-of-10) on third down in the 33-14 victory in **game 15 vs. NYG (12/23)**
- Started and led the team with a season-high 11 tackles (9 solo), posting 1 PD and 1 INT in **game 12 vs. Pit. (12/2)**
- Started and posted 8 tackles, 1 INT (which led to a FG 8 plays later) and a career-high 3 PD in the 13-10 victory in **game 11 at Pit. (11/18)**
- Finished tied for second on the team (Dannell Ellerbe) with 32 tackles in the postseason...Also posted a team-leading 7 PD, 2 INTs (returned 1 for a TD) and a half-sack, helping a defense that forced 10 turnovers in four playoff games
- Produced 8 tackles (7 solo), a team-leading 3 PD and tied a playoff-franchise record with 2 INTs in the 38-35 double-overtime win in the **Divisional game at Den. (1/12/13)**... Returned his first INT 39 yards for a TD, while his second INT in OT set up K Justin Tucker's game-winning FG

2011: (with Chicago – 16/0) Earned his first Pro Bowl nod as a special teamer...Produced 6 tackles, a career-high 3 INTs, 3 PD and led the team with 22 special teams stops

- Recorded a season-high 4 special teams tackles in **game 13 at Den. (12/11)**
- Netted 2 tackles from scrimmage and 2 special teams stops in **game 12 vs. KC (12/4)**
- Posted 2 tackles and an INT (third consecutive game with a pick) in **game 11 at Oak. (11/27)**

2010: (with Chicago – 16/0, 2/0) Earned *USA Today's* All-Joe Team honors (players who are critical to their team, but don't receive Pro Bowl nods) after leading the NFL with a career-high 25 special teams tackles

- Netted 2 solo tackles and a PD in **game 14 at Bal. (12/20)**
- Recorded 5 tackles, including 4 solo, in **game 11 at Min. (11/29)**
- Posted 7 tackles (6 solo) and 1 PD in **game 10 vs. Phi. (11/22)**

2009: (with Chicago – 16/1) Finished second on the team with 23 special teams tackles, and was credited with 18 tackles (14 solo) and 4 PD from scrimmage

2008: (with Chicago – 16/9) Finished fifth on the team with a career-high 93 tackles, including 73 solo...Also credited with a then-career-high 6 PD, 1 FF and 1 FR...Tied for third with 14 special teams stops

- Gathered a career-high 13 tackles (12 solo) and had 1 PD in **game 12 at Min. (11/30)**
- Collected 11 tackles, 1 PD and recorded his first-career INT in **game 7 vs. Min. (10/19)**
- Posted 12 tackles (11 solo) and 1 PD in **game 6 at Atl. (10/12)**

2007: (with Chicago – 13/0) Ranked second on the team with 20 special teams tackles

- Notched his first-career NFL score on a blocked punt that he returned 7 yards for a TD in **game 15 vs. GB (12/23)**

COLLEGE: Holds University of New Hampshire school record and ranks seventh all-time in Division I-AA history with 1,787 KOR yards on 65 returns (27.5 avg.) and 3 TDs in four seasons with the Wildcats (2003-06)...His 27.5-yard average ranks

24 COREY GRAHAM

second in Atlantic 10 Conference history...Only player in UNH annals to score a TD on INT, KOR and PR during a career... Started all 42 contests played during career registering 302 tackles (fourth most in school history) with 12 INTs, 31 PD, 1 TFL, 4 FFs and 3 FRs...Returned 2 INTs for TDs...Also gained 128 yards with a score on 12 punt returns (10.7 avg)...Started the first six games of the 2006 season, but missed rest of season with a leg injury...Was All-Atlantic 10 Conference second-team selection as both a DB and RS in 2005 after starting all 13 games, finishing second on the team with 104 tackles (73 solo), including 3 INTs, returning 1 for a score, 9 PD, 2 FRs and a TFL...Returned 31 KORs for 778 yards (25.1 avg) and a TD, adding 26 yards on 1 PR...During his sophomore year, started all 13 games and led team with a career-high 110 tackles (75 solo) while leading Atlantic 10 Conference with

17 PD...Recorded 4 INTs, returning 1 for a TD...Also took over KOR duties, totaling 686 yards (28.6 avg.) with 1 TD...Started team's final 9 games as a freshman...Recorded 47 tackles (23 solo) with 2 PD and posted 3 INTs (returned for 54 yards).

HIGH SCHOOL, PERSONAL: Prepped at Turner Carroll (Buffalo, NY) HS...Compiled 2,700 all-purpose yards, 22 TDs, 99 tackles and 1,700 rushing yards in senior season...Three-time All-Catholic selection and earned All-Western and All-State honors in 2003...Corey and his wife, Alison, have a son, Chance.

COMMUNITY: Supports Ravens' team and player charitable initiatives, including A Purple Evening, the Ravens' annual women's event at M&T Bank Stadium and the Lardarius Webb Charity Bowling Classic.

2012

GAME-BY-GAME DEFENSE

RAVENS

Date/Opp.	TT	Solo	Asst.	Sacks	INT	PD	FF	FR
9/10 vs. Cin.	2	1	1	0-0	0-0	0	0	0
9/16 @ Phi.	0	0	0	0-0	0-0	0	0	0
9/23 vs. NE	0	0	0	0-0	0-0	0	0	0
9/27 vs. Cle.	0	0	0	0-0	0-0	0	0	0
10/7 @ KC	0	0	0	0-0	0-0	0	0	0
10/14 vs. Dal.	1	1	0	0-0	0-0	0	0	0
10/21 @ Hou.	0	0	0	0-0	0-0	0	0	0
11/4 @ Cle.	6	4	2	0-0	0-0	0	0	0
11/11 vs. Oak.	2	2	0	0-0	0-0	0	0	0
11/18 @ Pit.	8	4	4	0-0	1-20	3	0	0
11/25 @ SD	5	3	2	0-0	0-0	2	0	0
12/2 vs. Pit.	11	9	2	0-0	1-0	1	0	0
12/9 @ Was.	8	3	5	0-0	0-0	0	0	0
12/16 vs. Den.	7	6	1	0-0	0-0	1	0	0
12/23 vs. NYG	2	2	0	0-0	0-0	1	0	0
12/30 @ Cin.	2	1	1	0-0	0-0	0	0	0
Totals	54	36	18	0-0	2-20	8	0	0

Playoffs

1/6/13 vs. Ind.	7	5	2	0.5-3	0-0	2	0	0
1/12/13 @ Den.	8	7	1	0-0	*2-39	3	0	0
1/20/13 @ NE	11	4	7	0-0	0-0	0	0	0
2/3/13 @ SF	6	4	2	0-0	0-0	2	0	0
Totals	32	20	12	0.5-3	2-39	7	0	0

*Returned the first INT 39 yards for a TD

2011

GAME-BY-GAME DEFENSE

BEARS

Date/Opp.	TT	Solo	Asst.	INT	FF	FR	Sacks	PD
9/11 vs. Atl.	0	0	0	0-0	0	0	0-0	0
9/18 @ NO	0	0	0	0-0	0	0	0-0	0
9/25 vs. GB	0	0	0	0-0	0	0	0-0	0
10/2 vs. Car.	0	0	0	0-0	0	0	0-0	0
10/10 @ Det.	0	0	0	0-0	0	0	0-0	0
10/16 vs. Min.	0	0	0	0-0	0	0	0-0	0
10/23 @ TB	0	0	0	0-0	0	0	0-0	0
11/7 @ Phi.	0	0	0	0-0	0	0	0-0	0
11/13 vs. Det.	0	0	0	1-0	0	0	0-0	1
11/20 vs. SD	1	0	1	1-10	0	0	0-0	1
11/27 @ Oak.	2	1	1	1-1	0	0	0-0	1
12/4 vs. KC	2	1	1	0-0	0	0	0-0	0
12/11 @ Den.	0	0	0	0-0	0	0	0-0	0
12/18 vs. Sea.	0	0	0	0-0	0	0	0-0	0
12/25 @ GB	0	0	0	0-0	0	0	0-0	0
1/1/12 @ Min.	1	1	0	0-0	0	0	0-0	0
Totals	6	3	3	3-11	0	0	0-0	3

2009

GAME-BY-GAME DEFENSE

BEARS

Date/Opp.	TT	Solo	Asst.	INT	FF	FR	Sacks	PD
9/13 @ GB	0	0	0	0-0	0	0	0-0	0
9/20 vs. Pit.	0	0	0	0-0	0	0	0-0	0
9/27 @ Sea.	0	0	0	0-0	0	0	0-0	0
10/4 vs. Det.	0	0	0	0-0	0	0	0-0	0
10/18 @ Atl.	0	0	0	0-0	0	0	0-0	0
10/25 @ Cin.	0	0	0	0-0	0	0	0-0	0
11/11 vs. Cle.	0	0	0	0-0	0	0	0-0	0
11/8 vs. Ari.	1	1	0	0-0	0	0	0-0	1
11/12 @ SF	1	0	1	0-0	0	0	0-0	0
11/22 vs. Phi.	7	6	1	0-0	0	0	0-0	1
11/29 @ Min.	5	4	1	0-0	0	0	0-0	1
12/6 vs. STL	0	0	0	0-0	0	0	0-0	0
12/13 vs. GB	0	0	0	0-0	0	0	0-0	0
12/20 @ Bal.	2	2	0	0-0	0	0	0-0	0
12/28 vs. Min.	1	0	1	0-0	0	0	0-0	1
1/3/10 @ Det.	1	1	0	0-0	0	0	0-0	0
Totals	18	14	4	0-0	0	0	0-0	4

2008

GAME-BY-GAME DEFENSE

BEARS

Date/Opp.	TT	Solo	Asst.	INT	FF	FR	Sacks	PD
9/7 @ Ind.	0	0	0	0-0	0	0	0-0	0
9/14 @ Car.	0	0	0	0-0	0	0	0-0	0
9/21 vs. TB	3	3	0	0-0	0	0	0-0	0
9/28 vs. Phi.	1	1	0	0-0	0	0	0-0	1
10/5 @ Det.	10	5	5	0-0	0	0	0-0	0
10/12 @ Atl.	12	11	1	0-0	1	0	0-0	1
10/19 vs. Min.	11	9	2	1-6	0	0	0-0	1
11/2 vs. Det.	6	5	1	0-0	0	0	0-0	0
11/9 vs. Ten.	4	3	1	0-0	0	1	0-0	0
11/16 @ GB	2	1	1	0-0	0	0	0-0	0
11/23 @ STL	2	2	0	0-0	0	0	0-0	0
11/30 @ Min.	13	12	1	0-0	0	0	0-0	1
12/7 vs. Jax.	8	5	3	0-0	0	0	0-0	0
12/11 vs. NO	4	2	2	0-0	0	0	0-0	1
12/22 vs. GB	9	9	0	0-0	0	0	0-0	1
12/28 @ Hou.	8	5	3	0-0	0	0	0-0	0
Totals	93	73	20	1-6	1	1	0-0	6



24 COREY GRAHAM

REGULAR SEASON

Year	Team	GP	GS	TACKLES			SACKS		INTERCEPTIONS					FUMBLES			
				TT	Solo	Asst.	No.	Yards	No.	Yards	LG	TD	PD	FF	FR	Yards	
2007	Chicago	13	0	0	0	0	0.0	0.0	0	0	0	0	0	0	0	0	0
2008	Chicago	16	9	93	73	20	0.0	0.0	1	6	6	0	6	1	1	0	0
2009	Chicago	16	1	18	14	4	0.0	0.0	0	0	0	0	4	0	0	0	0
2010	Chicago	16	0	0	0	0	0.0	0.0	0	0	0	0	0	0	0	0	0
2011	Chicago	16	0	6	3	3	0.0	0.0	3	11	10	0	3	0	0	0	0
2012	Baltimore	16	8	54	36	18	0.0	0.0	2	20	20	0	8	0	0	0	0
Totals		93	18	171	126	45	0.0	0.0	6	37	20	0	21	1	1	0	0

SPECIAL TEAMS TACKLES (110): 2007 (20), 2008 (14), 2009 (23), 2010 (25), 2011 (22); 2012 (6)

CAREER SINGLE-GAME HIGHS (REGULAR SEASON)

Total Tackles: 13 (11/30/08 at Min.)	Solo Tackles: 12 (11/30/08 at Min.)
Sacks: None	INTs: 1 6 times (last: 12/2/12 vs. Pit.)
Forced Fumbles: 1 (10/12/08 at Atl.)	Fumble Recoveries: 1 (11/9/08 vs. Ten.)
Passes Defensed: 3 (11/18/12 at Pit.)	

ADDITIONAL STATS: Blocked punt that he returned 7 yards for a TD vs. GB (12/23/07)

POSTSEASON

Year	Team	GP	GS	TACKLES			SACKS		INTERCEPTIONS					FUMBLES			
				TT	Solo	Asst.	No.	Yards	No.	Yards	LG	TD	PD	FF	FR	Yards	
2010	Chicago	2	0	0	0	0	0.0	0.0	0	0	0	0	0	0	0	0	0
2012	Baltimore	4	4	32	20	12	0.5	3.0	2	39	39t	1	7	0	0	0	0
Totals		6	4	32	20	12	0.5	3.0	2	39	39t	1	7	0	0	0	0

RAVENS ROOST EXTRA EFFORT AWARD

The award is given each year by the Ravens Roost #7 (Hagerstown, MD) to a Ravens player who worked hard all season, providing an "extra effort" on the field. The recipients have stepped up in the clutch and performed when a teammate was hurt and have always exerted full effort when on the field.

Winners accept their award at the Roost's annual banquet in Hagerstown each spring. The Roost also honors the All-Washington County football team and Washington County Coach of the Year at the banquet.

RAVENS ALL-TIME WINNERS

1996	TE Brian Kinchen
1997	S Bennie Thompson
1998	DE Michael McCrary
1999	FB Charles Evans
2000	S Corey Harris
2001	WR Brandon Stokley
2002	LB Edgerton Hartwell
2003	NT Kelly Gregg
2004	QB Kyle Boller
2005	DE Jarret Johnson
2006	TE Daniel Wilcox
2007	G Ben Grubbs
2008	P Sam Koch
2009	CB Domonique Foxworth
2010	LB Terrell Suggs
2011	WR Torrey Smith
2012	CB Corey Graham



BALTIMORE
RAVENS

95

BRYAN HALL

LINEBACKER/DEFENSIVE LINE | 6-0 | 280

COLLEGE: Arkansas State HS: Tilghman (Paducah, KY)

BORN: 9/12/88, Carbondale, IL

EXP. (NFL/RAVENS): 2/2 GP/GS (PLAYOFFS): 5/0 (0/0)

TRANSACTIONS

Bryan Hall originally signed with the Ravens as a rookie free agent on 7/28/11.

CAREER

- Recorded a career-high 2 tackles in the 55-20 victory vs. Oak. (11/11/12)
- Played in his first-career NFL game and recorded his first-career tackle at Hou. (10/21/12)



2012: (5/0, 0/0) Recorded 3 tackles, playing in his first-career games in 2012

- Produced a career-high 2 tackles and had a key block on WR/RS Jacoby Jones' 105-yard KOR-TD in the 55-20 victory in **game 9 vs. Oak. (11/11)**
- Played in his first-career NFL game and recorded his first-career tackle in **game 7 at Hou. (10/21)**
- Was a game-day inactive in all four playoff games

2011: (PS) Spent the entire season on the Ravens' practice squad after signing as a rookie free agent...Signed to the Ravens' practice squad on 9/4/11 after being waived on 9/3/11...Originally signed with the Ravens as a rookie free agent on 7/28/11

COLLEGE: A three-year starter, he was named a first-team All-Sun Belt honoree in 2010...Recorded 125 tackles (71 solo), 27.5 TFL and 17 sacks in his career at Arkansas State...Accrued 45 tackles (29 solo), including 10 TFL, 3 FFs and 1 FF as a senior...Led his team in TFL by making 3 in one contest against Western Kentucky...Ranked second on the team in tackles (30), posting 11 TFL, 1 FF and 1 blocked kick in 2009...

Set a career high against Iowa, registering 5 tackles and 2.5 TFL...Named a second-team All-Sun Belt selection in 2009...Notched a TFL in eight games, giving him the second-most TFL among D-linemen in the Sun Belt Conference in 2008...Finished the season with 39 tackles (21 solo), including 10 TFL, and 6 sacks...Saw action in 10 of 12 games in 2007 and posted 10 tackles (5 solo)...Redshirted in 2006...Majored in accounting at Arkansas State.

HIGH SCHOOL, PERSONAL: Prepped at Tilghman (Paducah, KY) HS where he was a two-time All-Conference pick as well as an All-State honoree...Also participated in wrestling and track and field.

COMMUNITY: Supports team events, including A Purple Evening, the Ravens' women's event at M&T Bank Stadium and the annual Helping Up Mission Coat Distribution in Baltimore...Joined teammates at the Holiday Helpers event at Target to shop for holiday gifts with Baltimore youth in need...Supported Ravens' player events, including teammate Lardarius Webb's Charity Softball Game, Haloti Ngata's Family Foundation Luau, James Ihedigbo's Hope Africa Fundraiser and Ed Reed's Football Camp at Stevenson University.

REGULAR SEASON

Year	Team	GP	GS	TACKLES			SACKS		INTERCEPTIONS					FUMBLES				
				TT	Solo	Asst.	No.	Yards	No.	Yards	LG	TD	PD	FF	FR	Yards		
2012	Baltimore	5	0	3	1	2	0.0	0.0	0	0	0	0	0	0	0	0	0	0
Totals		5	0	3	1	2	0.0	0.0	0	0	0	0	0	0	0	0	0	0

CAREER SINGLE-GAME HIGHS (REGULAR SEASON)

Total Tackles: 2 (11/11/12 vs. Oak.)	Solo Tackles: 1 (11/11/12 vs. Oak.)
Sacks: None	INTs: None
Forced Fumbles: None	Fumble Recoveries: None
Passes Defensed: None	

POSTSEASON

Year	Team	GP	GS	TACKLES			SACKS		INTERCEPTIONS					FUMBLES				
				TT	Solo	Asst.	No.	Yards	No.	Yards	LG	TD	PD	FF	FR	Yards		
2012	Baltimore	0	0	0	0	0	0.0	0.0	0	0	0	0	0	0	0	0	0	0
Totals		0	0	0	0	0	0.0	0.0	0	0	0	0	0	0	0	0	0	0



BALTIMORE
RAVENS

54

ADRIAN HAMILTON
OUTSIDE LINEBACKER | 6-3 | 255

COLLEGE: Prairie View A&M **HS:** David W. Carter (Dallas, TX)
BORN: 11/29/87, Dallas, TX
EXP. (NFL/RAVENS): 2/2 **GP/GS (PLAYOFFS):** 2/0 (0/0)

TRANSACTIONS

Adrian Hamilton was signed to the Ravens' active roster from their practice squad on 12/22/12...Signed to the Ravens' practice squad on 9/3/12...Waived by the Cowboys on 8/31/12...Originally signed with Dallas as a rookie free agent on 4/30/12

CAREER

- Saw action in his first-career game vs. NYG (12/23/12)
- Posted his first-career special teams tackle vs. NYG (12/23/12)



2012: (2/0, 0/0) Played in the final two games of the season after being signed to the Ravens' active roster from their practice squad on 12/22, posting a solo special teams tackle

- Saw action from scrimmage and on special teams in **game 16 at Cin. (12/30)**
- Saw action in his first-career NFL game and produced a solo special teams tackle in the 33-14 victory in **game 15 vs. NYG (12/23)**
- Was a game-day inactive in all four playoff games

COLLEGE: Recorded 108 tackles, 26 sacks and 34.5 TFL during two seasons at Prairie View A&M...Led the nation with 20.5 sacks as a senior, establishing a Southwestern Atlantic Conference single-season record previously held by Robert Mathis...Hamilton also led the team in tackles (81), TFL (26.5), quarterback hurries (5) and FFs (6)...As a senior, he earned several FCS first-team All-American honors: *ESPN*, *Sports Illustrated*, *Associated Press*, Phil Steele, en route to being named FCS Defensive Player of the Year and SWAC

co-Defensive Player of the Year...Transferred to Prairie View A&M in 2010...Played in 10 games his junior year, recording 27 tackles, 8 TFL, 5.5 sacks and a blocked kick...Did not play football in 2008 or 2009 to concentrate on academics at Dallas Community College...Played in six games as a walk-on at Texas Tech in 2007...Recorded 4 tackles, including 1 TFL... Majored in criminal justice

HIGH SCHOOL, PERSONAL: Prepped at David W. Carter (Dallas, TX) HS, where he played LB and DE...Totaled 155 tackles, 12 sacks, 29 QB hurries, 9 FFs and 1 FR, which he returned for a TD.

COMMUNITY: Supported Ravens' team and players activities, including A Purple Evening, the Ravens' annual women's event at M&T Bank Stadium.

REGULAR SEASON

Year	Team	GP	GS	TACKLES			SACKS		INTERCEPTIONS					FUMBLES				
				TT	Solo	Asst.	No.	Yards	No.	Yards	LG	TD	PD	FF	FR	Yards		
2012	Baltimore	2	0	0	0	0	0.0	0.0	0	0	0	0	0	0	0	0	0	0
Totals		2	0	0	0	0	0.0	0.0	0	0	0	0	0	0	0	0	0	0


SPECIAL TEAMS TACKLES (1): 2012 (1)

CAREER SINGLE-GAME HIGHS (REGULAR SEASON)

Total Tackles: None	Solo Tackles: None
Sacks: None	INTs: None
Forced Fumbles: None	Fumble Recoveries: None
Passes Defensed: None	

POSTSEASON

Year	Team	GP	GS	TACKLES			SACKS		INTERCEPTIONS					FUMBLES				
				TT	Solo	Asst.	No.	Yards	No.	Yards	LG	TD	PD	FF	FR	Yards		
2012	Baltimore	0	0	0	0	0	0.0	0.0	0	0	0	0	0	0	0	0	0	0
Totals		0	0	0	0	0	0.0	0.0	0	0	0	0	0	0	0	0	0	0



BALTIMORE
RAVENS

8

CALEB HANIE
QUARTERBACK | 6-2 | 222

COLLEGE: Colorado State HS: Forney (TX)
BORN: 9/11/85, Dallas, TX
EXP. (NFL/RAVENS): 6/1 GP/GS (PLAYOFFS): 10/4 (1/0)

TRANSACTIONS

Caleb Hanie signed with the Ravens on 4/16/13...Cut by the Broncos on 3/11/13...Re-signed by Denver on 9/11/12...Released by the Broncos on 9/8/12...Signed by the Broncos on 3/24/12...Originally signed by the Bears as a rookie free agent on 4/28/08.

CAREER

- Has completed 59 of 116 passes for 679 yards and 3 TDs and has also 14 rushed for 97 yards
- Started his first-career regular season game (with Chicago) and threw his first-career regular season TD pass at Oak. (11/27/11)
- Threw his first-career TD in the 2010 NFC Championship vs. GB (1/23/11)
- Saw action in his first-career NFL game and posted his first pass attempt at Cin. (10/25/09)

2012: (with Denver – 0/0, 0/0) Was listed as the third QB for all 16 games after re-signing with the Broncos on 9/11

2011: (with Chicago – 6/4) Posted career highs in completions (51), attempts (102), passing yards (613) and passing TDs (3)... Also registered career bests with 13 carries for 98 yards

- Started his first-career regular season game and established career highs in attempts (36), completions (18), passing yards (254), passing TDs (3) and long completion (81 yards) in **game 11 at Oak. (11/27)**

2010: (with Chicago – 2/0, 1/0) Completed 5 of 7 passes for 55 yards during the regular season

- Went 13-of-20 for 153 yards and 1 TD, his first-career TD pass, in the **NFC Championship vs. GB (1/23/11)**...Hanie, the third-string QB, played for the injured Jay Cutler and Todd Collins

2009: (with Chicago – 2/0) Went 3-of-7 for 11 yards

- Threw his first-career pass, finishing the game 1-of-2 for 3 yards, in **game 6 at Cin. (10/25)**

2008: (with Chicago – 0/0) Was listed at the third QB for all 16 games after making the team as a rookie free agent



COLLEGE: Finished his career at Colorado State seventh all time in Mountain West annals with 6,523 total yards and fifth on the passing TDs list with 39...Completed 495 of 810 passes (61.1%) for 6,337 yards and 39 TDs in four years for the Rams... Also carried the ball 248 times for 186 yards and 2 TDs...Led the conference in passing efficiency (144.6) and finished 19th nationally, completing 188 of 293 passes for 2,455 yards and 18 TDs as a senior in 2007...His 64.2 completion percentage as a senior was the best single-season mark in Rams history...Also finished fourth in the MWC with 205.1 yards of total offense per game...Started all 12 games as a junior in 2006, completing a career-high 209 passes (342 attempts) for 2,427 yards and 11 TDs...Saw action in four games as a sophomore in 2005, completing 13 of 29 passing attempts for 251 yards and 2 TDs... Completed 85 of 147 passes for 1,204 yards and 8 TDs as a freshman in 2004...Majored in History at Colorado State.

HIGH SCHOOL, PERSONAL: Prepped at Forney (TX) HS, where he led the Jackrabbits to consecutive Top 3 finishes in class 3A in 2002 and 2003...Earned district Offensive MVP honors and honorable mention All-State accolades after throwing for 28 TDs and just 3 INTs as a senior...Caleb and his wife, Andrea, were married in July, 2006.

2011

GAME-BY-GAME

BEARS

Date/Opp.	Att.	Comp.	Yards	Comp%	PASSING				LG	Sack/Lost	Rating	RUSHING				
					Yds/Att	TD	INT	LG				No.	Yards	Avg.	LG	TD
9/11 vs. Atl.					ACTIVE, BUT DID NOT PLAY											
9/18 @ NO					ACTIVE, BUT DID NOT PLAY											
9/25 vs. GB					ACTIVE, BUT DID NOT PLAY											
10/2 vs. Car.					ACTIVE, BUT DID NOT PLAY											
10/10 @ Det.					ACTIVE, BUT DID NOT PLAY											
10/16 vs. Min.					ACTIVE, BUT DID NOT PLAY											
10/23 vs. TB					ACTIVE, BUT DID NOT PLAY											
11/7 @ Phi.					ACTIVE, BUT DID NOT PLAY											
11/13 vs. Det.					ACTIVE, BUT DID NOT PLAY											
11/20 vs. SD					ACTIVE, BUT DID NOT PLAY											
11/27 @ Oak.	36	18	254	50.0	7.1	2	3	81	4/25	56.9		5	50	10.0	24	0
12/4 vs. KC	24	11	133	45.8	5.5	0	3	28	7/45	23.8		1	3	3.0	3	0
12/11 @ Den.	19	12	115	63.2	6.1	0	0	19	4/29	79.9		2	11	5.5	9	0
12/18 vs. Sea.	23	10	111	45.3	4.8	1	3	25t	4/34	33.3		5	34	6.8	12	0
12/25 @ GB					ACTIVE, BUT DID NOT PLAY											
1/1/12 @ Min.					ACTIVE, BUT DID NOT PLAY											
Totals	102	51	613	50.0	6.0	3	9	81	19/133	41.8		13	98	7.5	24	0

8 CALEB HANIE

2010

GAME-BY-GAME BEARS

Date/Opp.	PASSING										RUSHING				
	Att.	Comp.	Yards	Comp%	Yds/Att	TD	INT	LG	Sack/Lost	Rating	No.	Yards	Avg.	LG	TD
9/12 vs. Det.															
9/19 @ Dal.															
9/27 vs. GB															
10/3 @ NYG	4	3	36	75.0	9.0	0	0	26	1/8	102.1	0	0	0.0	0	0
10/10 @ Car.	3	2	19	66.7	6.3	0	0	14	1/7	84.0	1	-1	-1.0	-1	0
10/17 vs. Sea.															
10/24 vs. Was.															
11/7 @ Buf.															
11/14 vs. Min.															
11/18 @ Mia.															
11/28 vs. Phi.															
12/5 at Det.															
12/12 vs. NE															
12/20 @ Min.															
12/26 vs. NYJ															
1/2/11 @ GB															
Totals	7	5	55	71.4	7.9	0	0	26	2/15	94.3	1	-1	-1.0	-1	0
Playoffs															
1/16/11 vs. Sea.															
1/23/11 vs. GB	20	13	153	65.0	7.7	1	2	35t	0/0	65.2	1	3	3.0	3	0
Totals	20	13	153	65.0	7.7	1	2	35t	0/0	65.2	1	3	3.0	3	0

2009

GAME-BY-GAME BEARS

Date/Opp.	PASSING										RUSHING				
	Att.	Comp.	Yards	Comp%	Yds/Att	TD	INT	LG	Sack/Lost	Rating	No.	Yards	Avg.	LG	TD
9/13 @ GB															
9/20 vs. Pit.															
9/27 @ Sea.															
10/4 vs. Det.															
10/18 @ Atl.															
10/25 @ Cin.	2	1	3	50.0	1.5	0	0	3	0/0	56.3	0	0	0.0	0	0
11/1 vs. Cle.															
11/8 vs. Ari.															
11/12 @ SF															
11/22 vs. Phi.															
11/29 @ Min.															
12/6 vs. STL															
12/13 vs. GB															
12/20 @ Bal.	5	2	8	40.0	1.6	0	1	5	0/0	8.3	0	0	0.0	0	0
12/28 vs. Min.															
1/3/10 @ Det.															
Totals	7	3	11	42.9	1.6	0	1	5	0/0	10.7	0	0	0.0	0	0

REGULAR SEASON


Year	Team	GP	GS	PASSING										RUSHING				
				Att.	Comp.	Yards	Comp%	Yds/Att	TD	INT	LG	Sack/Lost	Rating	No.	Yards	Avg.	LG	TD
2008	Chicago	0	0	0	0	0	0.0	0.0	0	0	0	0/0	0.0	0	0	0.0	0	0
2009	Chicago	2	0	7	3	11	42.9	1.6	0	1	5	0/0	10.7	0	0	0.0	0	0
2010	Chicago	2	0	7	5	55	71.4	7.9	0	0	26	2/15	94.3	1	-1	-1.0	-1	0
2011	Chicago	6	4	102	51	613	50.0	6.0	3	9	81	19/133	41.8	13	98	7.5	24	0
2012	Denver	0	0	0	0	0	0.0	0.0	0	0	0	0/0	0.0	0	0	0.0	0	0
Totals		10	4	116	59	679	50.9	5.9	3	10	81	21/148	41.6	14	97	6.9	24	0

CAREER SINGLE-GAME HIGHS (REGULAR SEASON)

Most Attempts: 36 (11/27/11 at Oak.)
Most Completions: 18 (11/27/11 at Oak.)
Most Yards Passing: 254 (11/27/11 at Oak.)
Most Touchdowns: 2 (11/27/11 at Oak.)
Longest Gain: 81 (11/27/11 at Oak.)

POSTSEASON

Year	Team	GP	GS	PASSING										RUSHING				
				Att.	Comp.	Yards	Comp%	Yds/Att	TD	INT	LG	Sack/Lost	Rating	No.	Yards	Avg.	LG	TD
2010	Chicago	1	0	20	13	153	65.0	7.65	1	2	0	0/0	65.2	1	3	3.0	3	0
2012	Denver	0	0	0	0	0	0.0	0.0	0	0	0	0/0	0.0	0	0	0.0	0	0
Totals		1	0	20	13	153	65.0	7.65	1	2	0	0/0	65.2	1	3	3.0	3	0



BALTIMORE
RAVENS

70

RAMON HAREWOOD
GUARD/TACKLE | 6-6 | 330

COLLEGE: Morehouse **HS:** Queen's College (Barbados)

BORN: 2/3/87, St. Michael, Barbados

EXP. (NFL/RAVENS): 4/4 **GP/GS (PLAYOFFS):** 6/5 (0/0)

TRANSACTIONS

Ramon Harewood was selected by the Ravens in the sixth round (194th overall) of the 2010 NFL Draft.

CAREER

- Started his first-career NFL game and helped the Ravens gain 430 total yards of offense and set a then-franchise-record 44 points in the 44-13 victory vs. Cin. (9/10/12)
- Spent his first two seasons (2010 and 2011) on Injured Reserve (knees and ankle)
- Is the first-ever Barbadian-born player to play in the NFL



2012: (6/5, 0/0) Helped the Ravens score the most points (398) and post the second-most total yards (5,640) in team history (5,723 in 1996), including a career-high 3,817 passing yards by QB Joe Flacco and 1,143 yards and 9 TDs rushing by RB Ray Rice

- Was a game-day inactive in games 6-15
- Started at LG and helped protect QB Joe Flacco, who threw for 356 yards and 1 TD, as well as rushing for a TD, in the 23-16 victory in **game 4 vs. Cle. (9/27)**
- Started at LG and helped the Ravens produce 503 total yards (third-highest total in franchise history), including 382 yards and 3 TDs through the air by QB Joe Flacco, in the 31-30 victory in **game 3 vs. NE (9/23)**...The Ravens had four scoring drives of 80 yards or more...Ravens did not allow a sack against the Patriots
- Started at LG and helped the Ravens average 5.3 yards per carry (21 attempts for 111 yards and a TD) in **game 2 at Phi. (9/16)**
- Started his first-career NFL game at LG and helped the Ravens gain 430 total yards of offense and set a Week 1 franchise-record 44 points in the 44-13 victory in **game 1 vs. Cin. (9/10)**
- Was a game-day inactive for all four postseason contests

2011: (IR) Was placed on Injured Reserve (ankle) on 9/3


2010: (IR) Was placed on Injured Reserve (knees) on 9/4

COLLEGE: A three-year starter, Harewood finished his career with 30 starts (in 33 games) and nearly 100 pancake blocks...Anchored an offensive line that finished in the Top 5 of nearly every Southern Intercollegiate Athletic Conference statistical category during his tenure...Named as a first-team All-SIAC honoree for his second-consecutive campaign as a senior in 2009... Behind Harewood, the Maroon Tiger line helped the rushing offense, which averaged 134.0 yards per game and posted 14 TDs...Offense also ranked third in SIAC scoring with (26.9 ppg)...Selected as a first-team All-SIAC honoree as a junior in

2008...Offensive line helped lead the rushing attack to 8 TDs... The offense also registered 24.1 points per game...Earned second-team All-SIAC honors after moving to offensive tackle as a sophomore in 2007...Behind the offensive line, Morehouse registered 23.0 points per game, and the ground attack accounted for 123.4 yards per contest, along with 14 rushing TDs...Also credited with a blocked kick during the season...Played defensive tackle in the final three contests as a freshman (2006), recording 7 tackles (4 solo), including 1 TFL (-3 yards).

HIGH SCHOOL, PERSONAL: Attended Queen's College (St. Michael, Barbados) HS where he lettered in volleyball, track and field, cricket and soccer...Played very little organized football before moving to America in Jan. 2006 on a full academic scholarship to Morehouse...Was discovered at a college fair in Barbados and encouraged to join the football team by a former Morehouse assistant coach, Michael Grant... Was a member of Barbados' national teams in rugby, track and field and volleyball...Participated in the CARIFTA Games in 2003, which consist of several track and field events, and the Caribbean Volleyball Championships in Aruba in 2005... Was selected to play in the 2010 "Texas vs. The Nation" game, a college football postseason All-Star contest...Member of the Omega Psi Phi fraternity...Nickname is "Big Mon"... Majored in applied physics and engineering, earning Dean's List recognition...Would like to become an engineer upon completion of his NFL career.

COMMUNITY: Supported former teammate Ben Grubbs in his Charity Softball Game in June 2011...Joined teammate Ray Rice in Dec. 2010 to host 100 students from Lockerman Bundy Elementary School for a special holiday event...The youth were provided with lunch, in addition to the opportunity to select holiday gifts for themselves and a loved one...Participated in Ravens' community events, including A Purple Evening, the annual women's event at M&T Bank Stadium...Additionally, supports teammates' community outreach including the Lardarius Webb Charity Bowling Classic and James Ihedigbo's H.O.P.E. Africa Fundraiser.

BALTIMORE
RAVENS

29

MICHAEL HUFF
SAFETY | 6-0 | 211

COLLEGE: Texas HS: Nimitz (Irving, TX)

BORN: 3/6/83, Irving, TX

EXP. (NFL/RAVENS): 8/1 GP/GS (PLAYOFFS): 108/94 (0/0)

TRANSACTIONS

Michael Huff signed with the Ravens on 3/27/13...Released by the Raiders on 3/12/13...Originally drafted by Oakland in the first round (7th overall) of the 2006 NFL Draft.

HONORS

- *Associated Press* second-team All-Pro (2010)
- AFC Defensive Player of the Week (Week 6, 2010)

CAREER

- Has 457 tackles (370 solo), 11 INTs, 57 PD, 5.5 sacks, 4 FFs and 1 FR
- Recorded career highs in tackles (98), sacks (4), INTs (3) and FFs (3) in 2010
- Posted a career-high 11 tackles vs. SD (10/10/10)
- Led the Raiders with a career-high 15 PD in 2012



2012: (with Oakland – 16/16) Started 14 games at CB and two at FS...Transitioned from safety to corner due to early season injuries...Played 945 snaps on defense, recording 71 tackles (46 solo), 2 INTs and a career-best and team-leading 15 PD

- Played every defensive snap during Oakland's 15-0 win (its first shutout in 10 years) and helped limit Kansas City to 119 yards of offense, the fewest allowed by a Raiders' defense since 1975, in **game 14 vs. KC (12/16)**
- Tied a career best with 4 PD and hauled in his second INT of the season in **game 9 at Bal. (11/11)**
- Matched his career high with 4 PD and registered his 10th-career INT in the 23-20 loss in **game 5 at Atl. (10/14)**
- Made his first-career start at CB due to injuries in the 34-31 win in **game 3 vs. Pit. (9/23)**

2011: (with Oakland – 12/11) Produced 38 tackles (32 solo), 4 PD and 2 INTs (returned for 24 yards)...Was inactive for four games due to head, ankle and hamstring injuries

- Intercepted Texans QB Matt Schaub in end zone on final play of game to seal a 25-20 win in **game 5 at Hou. (10/9)**
- Was inactive (head), snapping streak of 83-straight games dating back to his rookie season in **game 4 vs. NE (10/2)**
- Recorded a season-high 6 tackles (4 solo) and 1 PD in **game 2 at Buf. (9/18)**

2010: (with Oakland – 16/16) Garnered second-team All-Pro honors from the *Associated Press* after finishing third on the team with a career-high 98 tackles (77 solo), a team-leading 3 INTs and tied for the NFL lead among DBs with 4 sacks...Also recorded a career-high 3 FFs and 7 PD...Added 10 tackles on special teams

- Posted 4 tackles, 2 PD and picked off a fourth-quarter pass (returning it 17 yards to the Chiefs' 10-yard line, setting up a TD) in **game 16 at KC (1/2/11)**
- Recorded a sack and an INT (returned 15 yards to set up a TD) in **game 12 at SD (12/5)**
- Earned AFC Defensive Player of the Week honors after posting a career-high 11 tackles, including a fourth-quarter sack that forced a fumble that was recovered and returned by S Tyvon Branch for a TD to seal the Raiders' victory in **game 5 vs. SD (10/10)**

2009: (with Oakland – 16/12) Established career highs in INTs (3) and PD (14), while recording 59 total tackles (54 solo), 1 FR and a half-sack

- Posted 8 tackles (6 solo) in **game 10 vs. Cin. (11/22)**
- Netted 4 tackles and established career highs with 2 INTs and 4 PD in **game 2 at KC (9/20)**
- Recovered a fumble, pulled in an INT and recorded a PD in the **season opener vs. SD (9/14)**

2008: (with Oakland – 16/7) Collected 28 tackles (23 solo) and 5 PD

- Netted 2 tackles and 2 PD in **game 6 vs. NYJ (10/19)**
- Collected a season-high 4 tackles (all solo) and 2 PD in **game 2 at KC (9/14)**

2007: (with Oakland – 16/16) Totaled 85 tackles (74 solo), 1 INT, 1 FF, his first-career sack and a then-career-high 11 PD

- Recorded 4 tackles (3 solo), 3 PD and his first-career INT in **game 12 vs. Den (12/2)**
- Netted 2 tackles, 1 FF and 1 PD in **game 8 vs. Hou. (11/4)**
- Produced 6 tackles (5 solo) and his first-career sack (-4 yards) in **game 2 at Den. (9/16)**

29 MICHAEL HUFF

2006: (with Oakland – 16/16) Recorded 78 tackles (64 solo), 1 PD and a safety after starting all 16 games as a rookie

- Produced 10 tackles, including a career-high 9 solo, in **game 10 at KC (11/19)**
- Recorded 4 tackles (including a safety after tackling RB Marcel Shipp in the end zone) in **game 6 vs. Ari. (10/22)**

COLLEGE: Became first player in University of Texas history to win the Jim Thorpe Award, given to the nation's top defensive back in 2005...Started 50 of 51 games during his Longhorns career, producing 318 tackles (191 solo), 2 sacks, 26 TFL, 3 FRs (including 1 returned for a TD) and 6 FFs...Set school record with 4 INTs returned for TDs and is the only Texas player to return 2 INTs for scores in a season twice (2002-03)...Finished his career ranked fourth in school history with 3 blocked kicks, while his 44 PD were sixth in Texas annals...First-team All-America selection by *The NFL Draft Report*, American Football Coaches Association, *Associated Press*, *Football Writers Association of America*, *The Sporting News* and the Walter Camp Football Foundation...Started every game at SS as a senior while helping Longhorns to the National Championship, while leading a secondary that ranked fifth in the nation in pass defense (155.9 yards per game) and second in pass-efficiency defense (91.3 rating)...Ranked second on the squad with 109 tackles (53) in 2005, including 2 sacks and 10 TFL...Also netted 2 FRs, returning 1 for a TD, and had 4 FFs...Pulled in 2 INTS, produced 14 PD and blocked a kick...As a junior, was a consensus All-Big 12

choice, after posting 73 tackles (50 solo), with 14 PD and a pair of INTs...In 2003 as a sophomore, saw action at CB while also lining up mostly at SS, and totaled 66 tackles (45 solo) with 4 TFL...Blocked 2 kicks, had 6 PD and 2 INTs...Earned third-team Freshman All-American honors after starting every game as a redshirt freshman, lining up at SS in 10 contests and at CB in three others...Recorded 70 tackles (43) while his 10 TFL were the fifth-best total ever by a Texas freshman (top four were defensive linemen)...Also had 2 INTs and 10 PD...Also competed in track for the Longhorns as a sprinter and member of the sprint relay teams.

HIGH SCHOOL, PERSONAL: Played three years at Nimitz (Irving, TX) HS...Excelled as a SS, CB and WR, recording 238 tackles and returning 3 of his 9 INTs for scores during his junior and senior seasons...Posted 127 tackles and 5 INTs (2 returned for TDs) as a senior...Recorded 18 tackles, 1 INT and scored on a 69-yard run and a 40-yard catch in the same game as a senior...As a junior, collected 111 tackles and 4 INTs (1 returned for a TD), along with 12 receptions for 220 yards...Also a four-year letterman in track, finished seventh in the 100 meters at the 2000 USATF Junior Nationals...His brother, Marcus King, played at Missouri, while another brother, Terrence Holmes, played at Texas Southern.

COMMUNITY: Spent three days in Washington, D.C., volunteering with the United Way "TEAM NFL" Day of Action in June 2012...In Nov. 2011, volunteered with the NFL Play 60 Super School, Longfellow Elementary, of San Francisco.

OVER A DECADE OF DOMINANCE

Dating back to their 2000 Super Bowl-winning season, the Ravens' "D" ranks in the Top 3 in most significant categories.

TOTAL DEFENSE (Yards Allowed Since 2000)

1. Pittsburgh 279.2
2. **Baltimore** **292.5**
3. Tampa Bay 313.2

TAKE-AWAYS (Most Since 2000)

1. **Baltimore** **416**
2. Chicago 415
3. New England 411

3RD-DOWN CONV. PCT. (Pct. Since 2000)

1. **Baltimore** **34.4**
2. Philadelphia 34.9
3. Chicago 35.1

INTERCEPTIONS (Most Since 2000)

1. Green Bay 271
2. **Baltimore** **260**
3. Tampa Bay 256

POINTS PER GAME (Fewest Allowed Since 2000)

1. Pittsburgh 17.1
2. **Baltimore** **17.3**
3. New England 18.7

RUSHING YARDS/GAME (Fewest Allowed Since 2000)

1. Pittsburgh 88.0
2. **Baltimore** **92.2**
3. Minnesota 102.5

OPPONENT QB RATING (Lowest Since 2000)

1. **Baltimore** **71.6**
2. Pittsburgh 74.4
3. Green Bay 75.6

INTERCEPTION TDs (Most Since 2000)

1. Green Bay 35
2. Chicago 34
3. **Baltimore** **33**

29 MICHAEL HUFF

2012

GAME-BY-GAME DEFENSE

RAIDERS

Date/Opp.	TT	Solo	Asst.	Sacks	INT	PD	FF	FR
9/10 vs. SD	7	5	2	0-0	0-0	0	0	0
9/16 @ Mia.	4	1	3	0-0	0-0	0	0	0
9/23 vs. Pit.	3	3	0	0-0	0-0	1	0	0
9/30 @ Den.	4	2	2	0-0	0-0	1	0	0
10/14 @ Atl.	6	4	2	0-0	1-0	4	0	0
10/21 vs. Jax.	4	4	0	0-0	0-0	2	0	0
10/28 @ KC	3	1	2	0-0	0-0	0	0	0
11/4 vs. TB	5	3	2	0-0	0-0	0	0	0
11/11 @ Bal.	6	4	2	0-0	1-0	4	0	0
11/18 vs. NO	1	1	0	0-0	0-0	1	0	0
11/25 @ Cin.	7	4	3	0-0	0-0	0	0	0
12/2 vs. Cle.	6	5	1	0-0	0-0	0	0	0
12/6 vs. Den.	3	2	1	0-0	0-0	0	0	0
12/16 vs. KC	3	1	2	0-0	0-0	1	0	0
12/23 @ Car.	3	3	0	0-0	0-0	1	0	0
12/30 @ SD	6	3	3	0-0	0-0	0	0	0
Totals	71	46	25	0-0	2-0	15	0	0

2011

GAME-BY-GAME DEFENSE

RAIDERS

Date/Opp.	TT	Solo	Asst.	Sacks	INT	PD	FF	FR
9/12 @ Den.	3	2	1	0-0	0-0	0	0	0
9/18 @ Buf.	6	4	2	0-0	0-0	1	0	0
9/25 vs. NYJ	1	1	0	0-0	0-0	0	0	0
10/2 vs. NE				INACTIVE - HEAD				
10/9 @ Hou.	4	4	0	0-0	1-0	1	0	0
10/16 vs. Cle.	2	2	0	0-0	0-0	1	0	0
10/23 vs. KC	4	3	1	0-0	0-0	0	0	0
11/6 vs. Den.	4	3	1	0-0	0-0	0	0	0
11/10 @ SD				INACTIVE - ANKLE				
11/20 @ Min.	4	4	0	0-0	0-0	0	0	0
11/27 vs. Chi.	4	3	1	0-0	1-24	1	0	0
12/4 @ Mia.	3	3	0	0-0	0-0	0	0	0
12/11 @ GB	3	3	0	0-0	0-0	0	0	0
12/18 vs. Det.				INACTIVE - HAMSTRING				
12/24 @ KC				INACTIVE - HAMSTRING				
1/1/12 vs. SD	0	0	0	0-0	0-0	0	0	0
Totals	38	32	6	0-0	2-24	4	0	0

2010

GAME-BY-GAME DEFENSE

RAIDERS

Date/Opp.	TT	Solo	Asst.	Sacks	INT	PD	FF	FR
9/12 @ Ten.	4	4	0	0-0	0-0	0	0	0
9/18 vs. STL	5	3	2	0-0	0-0	0	0	0
9/26 @ Ari.	6	6	0	0-0	0-0	0	0	0
10/3 vs. Hou.	8	7	1	0-0	0-0	1	0	0
10/10 vs. SD	11	9	2	1-3	0-0	0	1	0
10/17 @ SF	7	6	1	0-0	0-0	0	0	0
10/24 @ Den.	6	3	3	0-0	0-0	0	1	0
10/31 vs. Sea.	5	4	1	0-0	0-0	1	0	0
11/7 vs. KC	8	4	4	1-6	0-0	0	1	0
11/21 @ Pit.	4	3	1	0-0	0-0	1	0	0
11/28 vs. Mia.	7	5	2	1-9	0-0	0	0	0
12/5 @ SD	6	5	1	1-3	1-15	1	0	0
12/12 @ Jax.	5	5	0	0-0	0-0	0	0	0
12/19 vs. Den.	7	7	0	0-0	0-0	0	0	0
12/26 vs. Ind.	5	4	1	0-0	1-0	1	0	0
1/2/11 @ KC	4	2	2	0-0	1-17	2	0	0
Totals	98	77	21	4-21	3-32	7	3	0

2009

GAME-BY-GAME DEFENSE

RAIDERS

Date/Opp.	TT	Solo	Asst.	Sacks	INT	PD	FF	FR
9/14 vs. SD	0	0	0	0-0	1-7	1	0	1
9/20 @ KC	3	3	0	0-0	2-8	4	0	0
9/27 vs. Den.	3	3	0	0-0	0-0	1	0	0
10/4 @ Hou.	3	3	0	0-0	0-0	1	0	0
10/11 @ NYG	2	2	0	0-0	0-0	0	0	0
10/18 vs. Phi.	5	5	0	0-0	0-0	0	0	0
10/25 vs. NYJ	6	6	0	0-0	0-0	0	0	0
11/1 @ SD	5	3	2	0-0	0-0	2	0	0
11/15 vs. KC	3	3	0	0-0	0-0	0	0	0
11/22 vs. Cin.	9	7	2	0-0	0-0	0	0	0
11/26 @ Dal.	4	4	0	0-0	0-0	2	0	0
12/6 @ Pit.	7	7	0	0-0	0-0	1	0	0
12/13 vs. Was.	1	1	0	0-0	0-0	0	0	0
12/20 @ Den.	4	4	0	0-0	0-0	2	0	0
12/27 @ Cle.	2	2	0	0-0	0-0	0	0	0
1/3/10 vs. Bal.	2	1	1	0.5-3.5	0-0	0	0	0
Totals	59	54	5	0.5-3.5	3-15	14	0	1

2008

GAME-BY-GAME DEFENSE

RAIDERS

Date/Opp.	TT	Solo	Asst.	Sacks	INT	PD	FF	FR
9/8 vs. Den.	2	1	1	0-0	0-0	0	0	0
9/14 @ KC	4	4	0	0-0	0-0	2	0	0
9/21 @ Buf.	3	2	1	0-0	0-0	0	0	0
9/28 vs. SD	0	0	0	0-0	0-0	0	0	0
10/12 @ NO	3	3	0	0-0	0-0	0	0	0
10/19 vs. NYJ	2	2	0	0-0	0-0	2	0	0
10/26 @ Bal.	2	2	0	0-0	0-0	0	0	0
11/2 vs. Atl.	3	1	2	0-0	0-0	0	0	0
11/9 vs. Car.	1	0	1	0-0	0-0	0	0	0
11/16 @ Mia.	0	0	0	0-0	0-0	0	0	0
11/23 @ Den.	2	2	0	0-0	0-0	1	0	0
11/30 vs. KC	1	1	0	0-0	0-0	0	0	0
12/4 @ SD	1	1	0	0-0	0-0	0	0	0
12/14 vs. NE	0	0	0	0-0	0-0	0	0	0
12/21 vs. Hou.	4	4	0	0-0	0-0	0	0	0
12/28 @ TB	0	0	0	0-0	0-0	0	0	0
Totals	28	23	5	0-0	0-0	5	0	0

2007

GAME-BY-GAME DEFENSE

RAIDERS

Date/Opp.	TT	Solo	Asst.	Sacks	INT	PD	FF	FR
9/9 vs. Det.	6	6	0	0-0	0-0	0	0	0
9/16 @ Den.	6	5	1	1-0	0-0	0	0	0
9/23 vs. Cle.	6	5	1	0-0	0-0	0	0	0
9/30 @ Mia.	3	3	0	0-0	0-0	0	0	0
10/14 @ SD	7	7	0	0-0	0-0	1	0	0
10/21 vs. KC	6	6	0	0-0	0-0	2	0	0
10/28 @ Ten.	6	6	0	0-0	0-0	1	0	0
11/4 vs. Hou.	2	1	1	0-0	0-0	1	1	0
11/11 vs. Chi.	6	5	1	0-0	0-0	1	0	0
11/18 @ Min.	3	3	0	0-0	0-0	0	0	0
11/25 @ KC	9	7	2	0-0	0-0	1	0	0
12/2 vs. Den.	4	3	1	0-0	1-4	3	0	0
12/9 @ GB	7	5	2	0-0	0-0	0	0	0
12/16 vs. Ind.	4	2	2	0-0	0-0	0	0	0
12/23 @ Jax.	4	4	0	0-0	0-0	0	0	0
12/30 vs. SD	6	6	0	0-0	0-0	1	0	0
Totals	85	74	11	1-0	1-4	11	1	0

29 MICHAEL HUFF

2006

GAME-BY-GAME DEFENSE

RAIDERS

Date/Opp.	TT	Solo	Asst.	Sacks	INT	PD	FF	FR
9/11 vs. SD	3	2	1	0-0	0-0	0	0	0
9/17 @ Bal.	2	2	0	0-0	0-0	0	0	0
10/1 vs. Cle.	7	5	2	0-0	0-0	0	0	0
10/8 @ SF	6	6	0	0-0	0-0	0	0	0
10/15 @ Den.	4	2	2	0-0	0-0	0	0	0
10/22 vs. Ari.	4	3	1	0-0	0-0	0	0	0
10/29 vs. Pit.	4	3	1	0-0	0-0	0	0	0
11/6 @ Sea.	6	6	0	0-0	0-0	0	0	0
11/12 vs. Den.	6	6	0	0-0	0-0	0	0	0
11/19 @ KC	10	9	1	0-0	0-0	0	0	0
11/26 @ SD	4	4	0	0-0	0-0	0	0	0
12/3 vs. Hou.	1	1	0	0-0	0-0	0	0	0
12/10 @ Cin.	8	5	3	0-0	0-0	0	0	0
12/17 vs. STL	3	3	0	0-0	0-0	1	0	0
12/23 vs. KC	6	5	1	0-0	0-0	0	0	0
12/31 @ NYJ	4	2	2	0-0	0-0	0	0	0
Totals	78	64	14	0-0	0-0	1	0	0



REGULAR SEASON

Year	Team	GP	GS	TACKLES			SACKS		INTERCEPTIONS					FUMBLES		
				TT	Solo	Asst.	No.	Yards	No.	Yards	LG	TD	PD	FF	FR	Yards
2006	Oakland	16	16	78	64	14	0.0	0.0	0	0	0	0	1	0	0	0
2007	Oakland	16	16	85	74	11	1.0	0.0	1	4	4	0	11	1	0	0
2008	Oakland	16	7	28	23	5	0.0	0.0	0	0	0	0	5	0	0	0
2009	Oakland	16	12	59	54	5	0.5	3.5	*3	15	10	0	14	0	1	0
2010	Oakland	16	16	98	77	21	4.0	21.0	*3	*32	17	0	7	*3	0	0
2011	Oakland	12	11	38	32	6	0.0	0.0	2	24	24	0	4	0	0	0
2012	Oakland	16	16	71	46	25	0.0	0.0	*2	0	0	0	*15	0	0	0
Totals		108	94	457	370	87	5.5	24.5	11	75	24	0	57	4	1	0

*LED TEAM

SPECIAL TEAMS TACKLES (21): 2006 (3); 2008 (4); 2009 (4); 2010 (10)

CAREER SINGLE-GAME HIGHS (REGULAR SEASON)

Total Tackles: 11 (10/10/10 vs. SD)	Solo Tackles: 9 2 times (last: 10/10/10 vs. SD)
Sacks: 1 5 times (last: 12/5/10 at SD)	INTs: 2 (9/20/09 at KC)
Forced Fumbles: 1 4 times (last: 11/7/10 vs. KC)	Fumble Recoveries: 1 (9/14/09 vs. SD)
Passes Defensed: 4 3 times (last: 11/11/12 at Bal.)	

ADDITIONAL STATS: Registered a safety vs. Ari. (10/22/06)

RECORD OF TOP "3s"

From 2008-11, the Ravens' defense allowed the third-fewest points in the NFL each season – the best stretch in team history and also tying an NFL record. Since the 1970 merger, only five teams have achieved an impressive streak such as this. During the 2012 campaign, Baltimore permitted 21.5 points per game, tying (NYG) for 12th in the NFL. It marked the Ravens' lowest standing since 2007.

CONSECUTIVE SEASONS W/ TOP THREE SCORING DEFENSE (Since 1970 Merger)

Team	Consec. Seasons	Years
Baltimore Ravens	4	2008-11
Dallas Cowboys	4	1993-96
Los Angeles Rams	4	1974-77
Minnesota Vikings	4	1973-76
San Francisco 49ers	4	1984-87



BALTIMORE
RAVENS

32

JAMES IHEDIGBO

SAFETY | 6-1 | 214

COLLEGE: Massachusetts HS: Amherst (MA)

BORN: 12/3/83, Amherst, MA

EXP. (NFL/RAVENS): 7/2 GP/GS (PLAYOFFS): 69/15 (13/3)

TRANSACTIONS

James Ihedigbo signed with the Ravens on 9/3/12...Waived by the New England Patriots on 8/31/12...Originally signed with the Jets as a rookie free agent on 5/15/07.

CAREER

- Has 109 tackles (72 solo), 6 sacks, 2 PD, 1 FF and 1 FR
- Posted a career-high 72 tackles (50 solo) while with the Patriots in 2011
- Owns 74 career special teams tackles
- Produced a single-game career-high 8 tackles twice in 2011 (12/24 vs. Mia. and 11/13 vs. NYJ)
- Recorded his first-career sack at TB (12/13/09)
- Led the Jets with a career-high 27 special teams stops in 2009



2012: (with Baltimore – 16/3, 4/0) Finished with 19 tackles, 1 sack and 1 PD...Also produced 6 solo special teams stops

- Started and produced 4 tackles for a defense that held the Giants to 186 total yards and 20% (2-of-10) on third down in the 33-14 victory in **game 15 vs. NYG (12/23)**
- Started in place of an injured Bernard Pollard (chest) and posted a season-high 6 tackles in **game 14 vs. Den. (12/16)**
- Recorded a sack (-7 yards) and a special teams stop in the 13-10 victory in **game 10 at Pit. (11/18)**
- Played in all four playoff games, recording a tackle from scrimmage and a special teams stop

2011: (with New England – 16/12, 3/3) Finished the season with a career-high 72 tackles and 1 PD...Also recorded 4 special teams stops after signing with NE on 8/19/11

- Produced a career-high-tying 8 tackles in **game 15 vs. Mia. (12/24)**
- Established a career high with 8 tackles in **game 9 at NYJ (11/13)**
- Netted a career-high 7 solo tackles in **game 7 at Pit. (10/30)**
- Recorded 20 tackles, 1 sack and a PD in three postseason contests

2010: (with NY Jets – 14/0, 3/0) Recorded 10 tackles, a career-high 3 sacks and 1 FR...Finished second on the team with 26 special teams tackles

- Recorded 2 solo tackles and 1 sack (-6 yards) in **game 9 at Cle. (11/14)**
- Posted 2 solo tackles and 1 sack (-3 yards) in **game 4 at Buf. (10/3)**
- Netted a season-high 3 tackles in **game 3 at Mia. (9/26)**
- Saw action in three postseason contests, producing 2 tackles from scrimmage and 1 special teams stop

2009: (with NY Jets – 15/0, 3/0) Posted 6 tackles, 2 sacks and 1 FF for the Jets' No. 1-ranked defense...Also led the Jets with a career-high 27 special teams tackles

- Recorded 2 tackles, including a sack (-7 yards), and his first-career FF in the **season finale vs. Cin. (1/3/10)**
- Produced 1 tackle, his first-career sack (-4 yards), and 2 special teams stops in **game 13 at TB (12/13)**
- Played in three postseason contests, finishing with 6 tackles from scrimmage and 10 special teams stops

2008: (with NY Jets – 8/0) Netted 2 tackles from scrimmage and 11 special teams stops after being signed to the Jets' 53-man roster (from their practice squad) on 10/29...Signed to the Jets' practice squad on 9/3

- Posted his first-career tackle from scrimmage and a special teams stop in **game 11 at Ten. (11/23)**
- Played in his first-career NFL game in **game 8 at Buf. (11/2)**

2007: (with NY Jets – 0/0) Spent his entire rookie season on Injured Reserve (arm) after signing with the Jets as a rookie free agent

COLLEGE: Former walk-on, who was a three-year starter (45 of 47 games) and finished his career with 257 tackles (171 solo), 12.5 sacks, 23.5 TFL, 9 INTs and 28 PD...Ranked sixth on the team with 72 tackles as a senior in 2006...Also posted 5 sacks, 4 FFs (led Atlantic 10), 8 PD and 3 INTs...Started all 11 games and was named third-team All-Conference after recording 58 tackles for the nation-leading scoring defense and No. 3-ranked total defense as a junior in 2005...Finished third in the league with a career-high 7.5 sacks, led UMass with 12 TFL and netted 2 INTs...Started nine games and posted 52 tackles as a sophomore in 2004...Saw action in 12 games (10 starts) and recorded career highs in tackles

32 JAMES IHEDIGBO

(74) and INTs (4) as a redshirt freshman in 2003...Majored in sociology.

HIGH SCHOOL, PERSONAL: Prepped at Amherst (MA) HS, where he was a two-time All-Western Massachusetts and All-League selection...Rushed for 1,012 yards and 18 TDs as a senior, while totaling over 2,000 all-purpose yards... Selected to play in the Shrine Chowder Classic Bowl...Also a member of the basketball (earning All-County honors), lacrosse and track teams...Last name is pronounced: ee-HEAD-ee-bo.

COMMUNITY: Established HOPE Africa (Helping Our People Excel) to aide as a boost for future young African leaders... To achieve its goal, the foundation provides academic

scholarships, volunteer opportunities, internships and a network of people to help create sustainable projects... In Nov. 2012, hosted a celebrity fundraising dinner party with teammates benefitting H.O.P.E. Africa...Participated in several Ravens' team events, including the NFL Play 60 Super School Visit at Stoneleigh Elementary, Helping Up Mission Coat Drive and A Purple Evening, the annual women's event...Supported the Ravens Hometown Huddle in Oct. 2012 by taking part in the first-ever Ravens TEAM Challenge at M&T Bank Stadium...Also supported numerous teammates' events, including Vonta Leach's Celebrity Billiards Tournament benefitting breast cancer research, the Lardarius Webb Charity Bowling Classic and Jameel McClain's Thanksgiving Dinner at the Salvation Army.

2012

GAME-BY-GAME DEFENSE

RAVENS

Date/Opp.	TT	Solo	Asst.	Sacks	INT	PD	FF	FR
9/10 vs. Cin.	2	1	1	0-0	0-0	0	0	0
9/16 @ Phi.	2	2	0	0-0	0-0	0	0	0
9/23 vs. NE	0	0	0	0-0	0-0	0	0	0
9/27 vs. Cle.	0	0	0	0-0	0-0	0	0	0
10/7 @ KC	0	0	0	0-0	0-0	0	0	0
10/14 vs. Dal.	1	0	1	0-0	0-0	0	0	0
10/21 @ Hou.	0	0	0	0-0	0-0	0	0	0
11/4 @ Cle.	0	0	0	0-0	0-0	0	0	0
11/11 vs. Oak.	2	1	1	0-0	0-0	0	0	0
11/18 @ Pit.	1	1	0	1-7	0-0	0	0	0
11/25 @ SD	0	0	0	0-0	0-0	0	0	0
12/2 vs. Pit.	0	0	0	0-0	0-0	0	0	0
12/9 @ Was.	1	0	1	0-0	0-0	0	0	0
12/16 vs. Den.	6	4	2	0-0	0-0	0	0	0
12/23 vs. NYG	4	3	1	0-0	0-0	0	0	0
12/30 @ Cin.	0	0	0	0-0	0-0	1	0	0
Totals	19	12	7	1-7	0-0	1	0	0
Playoffs								
1/6/13 vs. Ind.	1	1	0	0-0	0-0	0	0	0
1/12/13 @ Den.				SAW ACTION ON SPECIAL TEAMS				
1/20/13 @ NE				SAW ACTION ON SPECIAL TEAMS				
2/3/13 @ SF				SAW ACTION ON SPECIAL TEAMS				
Totals	1	1	0	0-0	0-0	0	0	0

2011

GAME-BY-GAME DEFENSE

PATRIOTS

Date/Opp.	TT	Solo	Asst.	Sacks	INT	PD	FF	FR
9/12 @ Mia.	0	0	0	0-0	0-0	0	0	0
9/18 vs. SD	2	0	2	0-0	0-0	0	0	0
9/25 @ Buf.	0	0	0	0-0	0-0	0	0	0
10/2 @ Oak.	1	1	0	0-0	0-0	0	0	0
10/9 vs. NYJ	7	5	2	0-0	0-0	0	0	0
10/16 vs. Dal.	7	2	5	0-0	0-0	0	0	0
10/30 @ Pit.	7	7	0	0-0	0-0	0	0	0
11/6 vs. NYG	4	4	0	0-0	0-0	0	0	0
11/13 @ NYJ	8	6	2	0-0	0-0	0	0	0
11/21 vs. KC	5	3	2	0-0	0-0	0	0	0
11/27 @ Phi.	6	4	2	0-0	0-0	1	0	0
12/4 vs. Ind.	5	4	1	0-0	0-0	0	0	0
12/11 @ Was.	4	4	0	0-0	0-0	0	0	0
12/18 @ Den.	7	4	3	0-0	0-0	0	0	0
12/24 vs. Mia.	8	6	2	0-0	0-0	0	0	0
1/1/12 vs. Buf.	1	0	1	0-0	0-0	0	0	0
Totals	72	50	22	0-0	0-0	1	0	0
Playoffs								
1/14/12 vs. Den.	7	4	3	0-0	0-0	0	0	0
1/22/12 vs. Bal.	8	4	4	1-12	0-0	1	0	0
2/5/12 vs. NYG	5	2	3	0-0	0-0	0	0	0
Totals	20	10	10	1-12	0-0	1	0	0

2010

GAME-BY-GAME DEFENSE

JETS

Date/Opp.	TT	Solo	Asst.	Sacks	INT	PD	FF	FR
9/13 vs. Bal.	0	0	0	0-0	0-0	0	0	0
9/19 vs. NE	0	0	0	0-0	0-0	0	0	0
9/26 @ Mia.	3	1	2	0-0	0-0	0	0	0
10/3 @ Buf.	2	2	0	1-3	0-0	0	0	0
10/11 vs. Min.	0	0	0	0-0	0-0	0	0	0
10/17 @ Den.	0	0	0	0-0	0-0	0	0	0
10/31 vs. GB	0	0	0	0-0	0-0	0	0	0
11/7 @ Det.	0	0	0	0-0	0-0	0	0	0
11/14 @ Cle.	2	2	0	1-6	0-0	0	0	0
11/21 vs. Hou.	1	1	0	0-0	0-0	0	0	0
11/25 vs. Cin.	0	0	0	0-0	0-0	0	0	1
12/6 @ NE	1	1	0	1-12	0-0	0	0	0
12/12 vs. Mia.				INACTIVE - ANKLE/KNEE				
12/19 @ Pit.	1	1	0	0-0	0-0	0	0	0
12/26 @ Chi.	0	0	0	0-0	0-0	0	0	0
1/2/11 vs. Buf.				INACTIVE - ANKLE/KNEE				
Totals	10	8	2	3-21	0-0	0	0	1
Playoffs								
1/8/11 @ Ind.	0	0	0	0-0	0	0	0-0	0
1/16/11 @ NE	2	1	1	0-0	0	0	0-0	0
1/23/11 @ Pit.	0	0	0	0-0	0	0	0-0	0
Totals	2	1	1	0-0	0	0	0-0	0

2009

GAME-BY-GAME DEFENSE

JETS

Date/Opp.	TT	Solo	Asst.	Sacks	INT	PD	FF	FR
9/13 @ Hou.	0	0	0	0-0	0-0	0	0	0
9/20 vs. NE	0	0	0	0-0	0-0	0	0	0
9/27 vs. Ten.	0	0	0	0-0	0-0	0	0	0
10/4 @ NO	0	0	0	0-0	0-0	0	0	0
10/12 @ Mia.	0	0	0	0-0	0-0	0	0	0
10/18 vs. Buf.	0	0	0	0-0	0-0	0	0	0
10/25 @ Oak.				INACTIVE				
11/1 vs. Mia.	0	0	0	0-0	0-0	0	0	0
11/15 vs. Jax.	0	0	0	0-0	0-0	0	0	0
11/22 @ NE	0	0	0	0-0	0-0	0	0	0
11/29 vs. Car.	0	0	0	0-0	0-0	0	0	0
12/3 @ Buf.	2	0	2	0-0	0-0	0	0	0
12/13 @ TB	1	1	0	1-4	0-0	0	0	0
12/20 vs. Atl.	1	0	1	0-0	0-0	0	0	0
12/27 @ Ind.	0	0	0	0-0	0-0	0	0	0
1/3/10 vs. Cin.	2	1	1	1-7	0-0	0	1	0
Totals	6	2	4	2-11	0-0	0	1	0
Playoffs								
1/9/10 @ Cin.	2	0	2	0-0	0-0	0	0	0
1/17/10 @ SD	0	0	0	0-0	0-0	0	0	0
1/24/10 @ Ind.	4	1	3	0-0	0-0	0	0	0
Totals	6	1	5	0-0	0-0	0	0	0



32 JAMES IHEDIGBO

2008

GAME-BY-GAME DEFENSE

JETS

Date/Opp.	TT	Solo	Asst.	Sacks	INT	PD	FF	FR
9/7 @ Mia.								
PRACTICE SQUAD								
9/14 vs. NE								
PRACTICE SQUAD								
9/22 @ SD								
PRACTICE SQUAD								
9/28 vs. Ari.								
PRACTICE SQUAD								
10/12 vs. Cin.								
PRACTICE SQUAD								
10/19 @ Oak.								
PRACTICE SQUAD								
10/26 vs. KC								
PRACTICE SQUAD								
11/2 @ Buf.	0	0	0	0-0	0-0	0	0	0
11/9 vs. STL	0	0	0	0-0	0-0	0	0	0
11/13 @ NE	0	0	0	0-0	0-0	0	0	0
11/23 @ Ten.	1	0	1	0-0	0-0	0	0	0
11/30 vs. Den.	0	0	0	0-0	0-0	0	0	0
12/7 @ SF	0	0	0	0-0	0-0	0	0	0
12/14 vs. Buf.	1	0	1	0-0	0-0	0	0	0
12/21 @ Sea.								
INACTIVE								
12/28 vs. Mia.	0	0	0	0-0	0-0	0	0	0
Totals	2	0	2	0-0	0-0	0	0	0

2007

GAME-BY-GAME DEFENSE

JETS

Date/Opp.	TT	Solo	Asst.	Sacks	INT	PD	FF	FR
9/9 vs. NE								
INJURED RESERVE - ARM								
9/16 @ Bal.								
INJURED RESERVE - ARM								
9/23 vs. Mia.								
INJURED RESERVE - ARM								
9/30 @ Buf.								
INJURED RESERVE - ARM								
10/7 @ NYG								
INJURED RESERVE - ARM								
10/14 vs. Phi.								
INJURED RESERVE - ARM								
10/21 @ Cin.								
INJURED RESERVE - ARM								
10/28 vs. Buf.								
INJURED RESERVE - ARM								
11/4 vs. Was.								
INJURED RESERVE - ARM								
11/18 vs. Pit.								
INJURED RESERVE - ARM								
11/22 @ Dal.								
INJURED RESERVE - ARM								
12/2 @ Mia.								
INJURED RESERVE - ARM								
12/9 vs. Cle.								
INJURED RESERVE - ARM								
12/16 @ NE								
INJURED RESERVE - ARM								
12/23 @ Ten.								
INJURED RESERVE - ARM								
12/30 vs. KC								
INJURED RESERVE - ARM								
Total	0	0	0	0-0	0-0	0	0	0

REGULAR SEASON

Year	Team	GP	GS	TACKLES			SACKS		INTERCEPTIONS					FUMBLES				
				TT	Solo	Asst.	No.	Yards	No.	Yards	LG	TD	PD	FF	FR	Yards		
2007	NY Jets	--	--	INJURED RESERVE (ARM)			--	--	--	--	--	--	--	--	--	--	--	--
2008	NY Jets	8	0	2	0	2	0.0	0.0	0	0	0	0	0	0	0	0	0	0
2009	NY Jets	15	0	6	2	4	2.0	11.0	0	0	0	0	0	0	1	0	0	0
2010	NY Jets	14	0	10	8	2	3.0	21.0	0	0	0	0	0	0	0	1	0	0
2011	New England	16	12	72	50	22	0.0	0.0	0	0	0	0	1	0	0	0	0	0
2012	Baltimore	16	3	19	12	7	1.0	7.0	0	0	0	0	1	0	0	0	0	0
Totals		69	15	109	72	37	6.0	39.0	0	0	0	0	2	1	1	0	0	0

SPECIAL TEAMS TACKLES (74): 2008 (11); 2009 (27); 2010 (26); 2011 (4); 2012 (6)

CAREER SINGLE-GAME HIGHS (REGULAR SEASON)

Total Tackles: 8 2 times (last: 12/24/11 vs. Mia.)	Solo Tackles: 7 (10/30/11 at Pit.)
Sacks: 1 6 times (last: 11/18/12 at Pit.)	INTs: None
Forced Fumbles: 1 (1/3/10 vs. Cin.)	Fumble Recoveries: 1 (11/25/10 vs. Cin.)
Passes Defensed: 1 2 times (last: 12/30/12 at Cin.)	

POSTSEASON

Year	Team	GP	GS	TACKLES			SACKS		INTERCEPTIONS					FUMBLES				
				TT	Solo	Asst.	No.	Yards	No.	Yards	LG	TD	PD	FF	FR	Yards		
2009	NY Jets	3	0	6	1	5	0.0	0.0	0	0	0	0	0	0	0	0	0	0
2010	NY Jets	3	0	2	1	1	0.0	0.0	0	0	0	0	0	0	0	0	0	0
2011	New England	3	3	20	10	10	1.0	12.0	0	0	0	0	1	0	0	0	0	0
2012	Baltimore	4	0	1	1	0	0.0	0.0	0	0	0	0	0	0	0	0	0	0
Totals		13	3	29	13	16	1.0	12.0	0	0	0	0	0	0	0	0	0	0

AN OFFENSIVE DEFENSE

Since 1996, the Ravens have posted 43 INT-TDs, scoring at least one in each season of their existence (including 2 in 2012). Baltimore is tied (New England) for the NFL's second-most INT-TDs (41), behind Green Bay's 43.

NFL INTERCEPTIONS RETURNED FOR TOUCHDOWNS (1996-2012)

Rk.	Team	D-TDs
1.	Green Bay Packers	43
2.	Baltimore Ravens	41
	New England Patriots	41
4.	Chicago Bears	37
	Seattle Seahawks	37



BALTIMORE
RAVENS

25

ASA JACKSON

CORNERBACK/RETURN SPECIALIST | 5-10 | 182

COLLEGE: Cal Poly HS: Christian Brothers (Sacramento, CA)

BORN: 12/2/89, Sacramento, CA

EXP. (NFL/RAVENS): 2/2 GP/GS (PLAYOFFS): 3/0 (1/0)

TRANSACTIONS

Asa Jackson was selected by the Ravens in the fifth round (169th overall) of the 2012 NFL Draft.

CAREER

- Played in his first-career NFL game at SD (11/25/12)



2012: (3/0, 1/0) Saw action in three games as a rookie, recording 1 solo special teams stop

- Saw action in his first-career NFL game and recorded a solo special teams tackle in the 16-13 overtime victory in **game 11 at SD (11/25)**
- Saw action in one playoff game before missing the final two with a thigh injury

COLLEGE: Finished his Cal Poly career with 43 games played (42 starts), producing 199 total tackles (137 solo), 8 INTs (307 return yards and 3 TDs), 40 PD, 3 FFs and 1 sack (-6 yards)... His 307 INT return yards rank first in school history and were tops among all active FCS players when he completed his senior season...His 3 INT-TD returns tied a Cal Poly record (David Fullerton), while his 100-yard return score tied (Ross Bauer, 1968) for the longest such play in school history...His 40 PD set school and Great West Conference career records and rank 16th on the FCS all-time chart...All-American second-team honoree by *The NFL Draft Report* and Phil Steele, adding third-team honors from the *Associated Press* as a senior in 2011...Was named Cal Poly's Defensive MVP, also earning All-Great West Conference first-team honors by posting 54 tackles (31 solo), 2 INTs and 11 PD...Gained 152 INT return yards, with both thefts producing TDs... Returned 14 kickoffs for 361 yards (25.8 avg.) and 8 punts for 144 yards (18.0 avg.)...Was rated among the Top 10 DBs in the FCS by the Sports Network and as one of the 10 best non-FBS players in the nation by *ESPN.com*...Had 50 passes targeted in his area, allowing just 15 completions (30.0%) for 132 yards (8.8 yards per completion/2.6 yards per attempt) and 6 first downs...Second-team All-American selection by *The NFL Draft Report* and a third-team choice by the Sports Network as a junior in 2010...Also garnered first-team All-Great West Conference honors, finishing fourth on the team with a career-high 55 tackles (40 solo), 1 sack (-6 yards), 11 PD and 2 INTs (62 return yards)...Ranked second in the Great West and 14th in the nation with a 12.6-yard average on 17 punt returns for 214 yards...Had 83 passes targeted into his area and limited the opposition to 27 completions (32.5%) for 273 yards (10.1 yards per completion/3.3 yards per attempt),

0 TDs and just 12 first downs...Posted 9 tackles inside the red zone, including 3 stops on goal-line plays...Earned first-team All-Great West Conference selection as a sophomore in 2009 as he ranked fifth on the team with 48 tackles (31 solo), adding 2 INTs (1 for a TD) and 8 PD...Set the Cal Poly single-season record with a 15.5-yard average on 13 PRs (201 yards)...Had 81 passes targeted in his area, as he held opponents to 32 completions (39.5%) for 276 yards (8.6 yards per completion/3.4 yards per attempt)...Named Great West Conference Freshman Player of the Year and earned first-team All Great-West honors in 2008...Started all 11 games and finished fourth for the Mustangs with 42 tackles (35 solo), including 1 TFL (-2 yards), adding 3 FFs, 12 PD and 2 INTs (46 return yards)...Graduated with a degree in business administration from Cal Poly and was a member of the Black Student Union.

HIGH SCHOOL, PERSONAL: Prepped at Christian Brothers (Sacramento, CA) HS, where he rushed for 1,120 yards and passed for 963 more as a senior QB, leading the Falcons to a CIF-Sac-Joaquin Section Division II playoff berth...Had six 100-yard games rushing and also recorded 45 tackles on defense that season, earning honorable mention All-Metro honors by the *Sacramento Bee*...Was a first-team All-Sierra Valley League honoree, the league's co-Offensive Player of the Year, team MVP and a scholar-athlete award winner during his senior campaign...As a junior, Jackson rushed for 750 yards and passed for 622 yards, scoring 19 TDs...On defense, he notched 66 tackles and 2 INTs...Also played basketball, averaging 9.3 points as a junior...Was a seven-time Honor Roll student at Christian Brothers...Name is pronounced: ACE-ah.

COMMUNITY: Supports the Ravens' charitable initiatives, including the Ravens TEAM Challenge Hometown Huddle and A Purple Evening, the team's annual women's event at M&T Bank Stadium...Also supported teammate Lardarius Webb's annual Charity Bowling Classic and turkey distributions benefiting Baltimore-area Boys and Girls Clubs.

25 ASA JACKSON

2012

GAME-BY-GAME DEFENSE

RAVENS

Date/Opp.	TT	Solo	Asst.	Sacks	INT	PD	FF	FR
9/10 vs. Cin.				INACTIVE				
9/16 @ Phi.				INACTIVE				
9/23 vs. NE				INACTIVE				
9/27 vs. Cle.				INACTIVE				
10/7 @ KC				INACTIVE				
10/14 vs. Dal.				INACTIVE				
10/21 @ Hou.				INACTIVE				
11/4 @ Cle.				INACTIVE				
11/11 vs. Oak.				INACTIVE				
11/18 @ Pit.				INACTIVE				
11/25 @ SD				SAW ACTION ON SPECIAL TEAMS				
12/2 vs. Pit.				SAW ACTION ON SPECIAL TEAMS				
12/9 @ Was.				SAW ACTION ON SPECIAL TEAMS				
12/16 vs. Den.				SUSPENDED BY THE NFL				
12/23 vs. NYG				SUSPENDED BY THE NFL				
12/30 @ Cin.				SUSPENDED BY THE NFL				

Totals 0 0 0 0-0 0-0 0 0 0

Playoffs

1/6/13 vs. Ind.				SUSPENDED BY THE NFL				
1/12/13 @ Den.				SAW ACTION ON SPECIAL TEAMS				
1/20/13 @ NE				INACTIVE - THIGH				
2/3/13 @ SF				INACTIVE - THIGH				

Totals 0 0 0 0-0 0-0 0 0 0



REGULAR SEASON

Year	Team	GP	GS	TACKLES			SACKS		INTERCEPTIONS					FUMBLES				
				TT	Solo	Asst.	No.	Yards	No.	Yards	LG	TD	PD	FF	FR	Yards		
2012	Baltimore	3	0	0	0	0	0.0	0.0	0	0	0	0	0	0	0	0	0	0
Totals		3	0	0	0	0	0.0	0.0	0	0	0	0	0	0	0	0	0	0

SPECIAL TEAMS TACKLES (1): 2012 (1)

CAREER SINGLE-GAME HIGHS (REGULAR SEASON)

Total Tackles:	None	Solo Tackles:	None
Sacks:	None	INTs:	None
Forced Fumbles:	None	Fumble Recoveries:	None
Passes Defensed:	None		

POSTSEASON

Year	Team	GP	GS	TACKLES			SACKS		INTERCEPTIONS					FUMBLES				
				TT	Solo	Asst.	No.	Yards	No.	Yards	LG	TD	PD	FF	FR	Yards		
2012	Baltimore	1	0	0	0	0	0.0	0.0	0	0	0	0	0	0	0	0	0	0
Totals		1	0	0	0	0	0.0	0.0	0	0	0	0	0	0	0	0	0	0

63 WINS UNDER HARBAUGH

In John Harbaugh's five seasons with the Ravens, Baltimore ranks first (tied with New England) with 63 total wins. Earning a 10-6 record in 2012 (14-6 including playoffs), the Ravens have compiled a 63-30 mark (including postseason play) under Harbaugh (2008-12).

NFL WINS / INCLUDING PLAYOFFS (Since Coach Harbaugh's Arrival in 2008)

Rk.	Team	Combined Wins
1.	Baltimore Ravens	63
	New England Patriots	63
3.	Green Bay Packers	58
	Pittsburgh Steelers	58



BALTIMORE
RAVENS

37

CHRIS JOHNSON
CORNERBACK | 6-1 | 200

COLLEGE: Louisville HS: Pine Tree (Longview, TX)

BORN: 9/25/79, Gladewater, TX

EXP. (NFL/RAVENS): 10/2 GP/GS (PLAYOFFS): 77/31 (1/0)

TRANSACTIONS

Chris Johnson signed with the Ravens on 11/13/12...Waived by the Oakland Raiders on 3/9/12...Originally selected by the Green Bay Packers in the seventh round (245th overall) of the 2003 NFL Draft.

CAREER

- Has 164 tackles (147 solo), 8 INTs (1 returned for a TD), 49 PD and 4 FFs in his career
- Scored an INT-TD (30-yard return) while with the Raiders at Den. (10/24/10)
- Posted a career-high 67 tackles while with the Raiders in 2009
- Recorded his first-career INT while with the Raiders vs. SD (9/28/08)
- Started his first-career NFL game while with the Rams at Hou. (11/27/05)
- Returned a KO 99 yards for his first-career TD while with the Rams vs. Sea. (10/9/05)



2012: (with Baltimore – 4/1, 1/0) Produced 7 solo tackles and 1 FF after being signed by the Ravens on 11/13

- Produced 3 solo tackles in **game 13 at Was. (12/9)** after missing the previous two games with a thigh injury
- Subbed and recorded a tackle and a FF in the 13-10 victory in **game 10 at Pit. (11/18)**, his first game with the Ravens
- Saw action in one playoff contest (on special teams) and was inactive for the three others

2011: (with Oakland – 4/3) Posted 14 tackles (12 solo), 4 PD and 1 FF before being placed on the Reserve/Non Football Injury list on 12/17

- Started and produced 3 solo tackles and a PD in **game 12 at Mia. (12/4)**
- Started and recorded a season-high 6 tackles (4 solo) and 2 PD in **game 2 at Buf. (9/18)**
- Netted 5 solo tackles, 1 PD and a FF in **game 1 at Den. (9/12)**

2010: (with Oakland – 12/4) Recorded 16 tackles (15 solo), 9 PD and finished tied for second on the team with 2 INTs, one of which he returned for a TD

- Produced a solo tackle, 1 INT and tied a career high with 3 PD in **game 15 vs. Ind. (12/26)**
- Started and netted 2 solo tackles, 2 PD and 1 INT, which he returned 30 yards for a TD in **game 7 at Den. (10/24)**

2009: (with Oakland – 15/15) Posted career highs in tackles (67), solo stops (58), PD (18 - a team high) and a career-high-tying 3 INTs, returned for 20 yards

- Netted 4 tackles, including 3 solo, and a career-high-tying 3 PD in **game 13 vs. Was. (12/13)**
- Totaled 5 tackles, a career-high-tying 3 PD and had an INT that led to a Raiders' TD in **game 9 vs. KC (11/15)**
- Recorded 8 tackles in **game 5 at NYG (10/11)**

2008: (with Oakland – 15/7) Totaled 33 tackles (31 solo), 12 PD, 1 FF and established a career high with a team-leading (tied) 3 INTs, returned for 68 yards

- Had 6 tackles (5 solo) and a PD in **game 14 vs. NE (12/14)**
- Tied a career high with 9 solo tackles and had a FF in **game 10 at Mia. (11/16)**
- Made his first start of the season and netted 3 solo tackles and a career-high-tying 3 PD in **game 9 vs. Car. (11/9)**

2007: (with Oakland – 13/0) Recorded 3 tackles (1 solo) and 2 PD from scrimmage, adding 10 special teams stops

2006: (with Kansas City – 0/0) Acquired by the Chiefs in a trade (9/4), and was released prior to the start of the season

2005: (with St. Louis – 14/1) Posted 24 tackles (23 solo), 4 PD, 1 FF and recorded 38 KORs for 857 yards (22.6 avg.), including a 99-yard KOR-TD

- Established a career high with 9 tackles and posted a PD in **game 11 at Hou. (11/27)**
- Recorded 6 KORs for 202 yards, including a career-long 99-yarder, for his first-career NFL TD in **game 5 vs. Sea. (10/9)**

2004: (with Green Bay – 0/0) Placed on the Physically Unable to Perform list (knee) on 8/2...Activated from the PUP on 11/10...Was a game-day inactive for eight regular season games and the postseason

2003: (with Green Bay – 0/0) Was inactive for the season opener and placed on Injured Reserve (knee) on 9/13

COLLEGE: Played in 26 games (eight starts) at Louisville after transferring from Blinn Junior College (Brenham, TX)... Posted 44 tackles (32 solo), 1 TFL and 7 PD...Saw action in 13 games as a senior and started seven contests...Also a standout on both the punt and kickoff coverage units, which ranked among the nation's best...As a junior, broke

37 CHRIS JOHNSON

into the starting lineup at the Liberty Bowl against BYU and had a fourth quarter INT, sealing the 28-10 victory over the Cougars...Honorable mention junior college All-America choice following his sophomore season at Blinn JC...Logged 7 INTs and a pair of FGAs in 2000.

HIGH SCHOOL, PERSONAL: Three-year starter at Pine Tree (Longview, TX) HS...Two-time All-District selection in football...Posted 12 PD as a senior, helping Pine Tree to a 7-3 mark...Also earned three letters in track and field, making regionals in the 200 meter, 4x100, long jump and triple jump.

2012

GAME-BY-GAME DEFENSE

RAVENS

Date/Opp.	TT	Solo	Asst.	Sacks	INT	PD	FF	FR
9/10 vs. Cin.				NOT ON ROSTER				
9/16 @ Phi.				NOT ON ROSTER				
9/23 vs. NE				NOT ON ROSTER				
9/27 vs. Cle.				NOT ON ROSTER				
10/7 @ KC				NOT ON ROSTER				
10/14 vs. Dal.				NOT ON ROSTER				
10/21 @ Hou.				NOT ON ROSTER				
11/4 @ Cle.				NOT ON ROSTER				
11/11 vs. Oak.				NOT ON ROSTER				
11/18 @ Pit.	1	1	0	0-0	0-0	0	1	0
11/25 @ SD				INACTIVE - THIGH				
12/2 vs. Pit.				INACTIVE - THIGH				
12/9 @ Was.	3	3	0	0-0	0-0	0	0	0
12/16 vs. Den.	1	1	0	0-0	0-0	0	0	0
12/23 vs. NYG				DID NOT PLAY - COACH'S DECISION				
12/30 @ Cin.	2	2	0	0-0	0-0	0	0	0
Totals	7	7	0	0-0	0-0	0	1	0

Playoffs

1/6/13 vs. Ind.				INACTIVE				
1/12/13 @ Den.				INACTIVE				
1/20/13 @ NE				SAW ACTION ON SPECIAL TEAMS				
2/3/13 @ SF				INACTIVE				
Totals	0	0	0	0-0	0-0	0	0	0

2011

GAME-BY-GAME DEFENSE

RAIDERS

Date/Opp.	TT	Solo	Asst.	Sacks	INT	PD	FF	FR
9/12 @ Den.	5	5	0	0-0	0-0	1	1	0
9/18 @ Buf.	6	4	2	0-0	0-0	2	0	0
9/25 vs. NYJ	0	0	0	0-0	0-0	0	0	0
10/2 vs. NE	0	0	0	0-0	0-0	0	0	0
10/9 @ Hou.	0	0	0	0-0	0-0	0	0	0
10/16 vs. Cle.	0	0	0	0-0	0-0	0	0	0
10/23 vs. KC	0	0	0	0-0	0-0	0	0	0
11/6 vs. Den.	0	0	0	0-0	0-0	0	0	0
11/10 @ SD	0	0	0	0-0	0-0	0	0	0
11/20 @ Min.	0	0	0	0-0	0-0	0	0	0
11/27 vs. Chi.	0	0	0	0-0	0-0	0	0	0
12/4 @ Mia.	3	3	0	0-0	0-0	1	0	0
12/11 @ GB	0	0	0	0-0	0-0	0	0	0
12/18 vs. Det.	0	0	0	0-0	0-0	0	0	0
12/24 @ KC	0	0	0	0-0	0-0	0	0	0
1/1/12 vs. SD	0	0	0	0-0	0-0	0	0	0
Totals	14	12	2	0-0	0-0	4	1	0

2010

GAME-BY-GAME DEFENSE

RAIDERS

Date/Opp.	TT	Solo	Asst.	Sacks	INT	PD	FF	FR
9/12 @ Ten.	1	1	0	0-0	0-0	0	0	0
9/19 vs. STL	0	0	0	0-0	0-0	0	0	0
9/26 @ Ari.	0	0	0	0-0	0-0	0	0	0
10/3 vs. Hou.	0	0	0	0-0	0-0	1	0	0
10/10 vs. SD	1	1	0	0-0	0-0	0	0	0
10/17 @ SF	4	3	1	0-0	0-0	0	0	0
10/24 @ Den.	2	2	0	0-0	1-30t	2	0	0
10/31 vs. Sea.	0	0	0	0-0	0-0	0	0	0
11/7 vs. KC	2	2	0	0-0	0-0	1	0	0
11/21 @ Pit.	2	2	0	0-0	0-0	1	0	0
11/28 vs. Mia.	0	0	0	0-0	0-0	0	0	0
12/5 @ SD	0	0	0	0-0	0-0	0	0	0
12/12 @ Jax.	0	0	0	0-0	0-0	1	0	0
12/19 vs. Den.	2	2	0	0-0	0-0	0	0	0
12/26 vs. Ind.	1	1	0	0-0	1-0	3	0	0
1/2/11 @ KC	1	1	0	0-0	0-0	0	0	0
Totals	16	15	1	0-0	2-30	9	0	0

2009

GAME-BY-GAME DEFENSE

RAIDERS

Date/Opp.	TT	Solo	Asst.	Sacks	INT	PD	FF	FR
9/14 vs. SD	8	7	1	0-0	0	2	0	0
9/20 @ KC	4	4	0	0-0	0	0	0	0
9/27 vs. Den.	2	2	0	0-0	0	0	0	0
10/4 @ Hou.	5	5	0	0-0	1-0	2	0	0
10/11 @ NYG	8	7	1	0-0	0	0	0	0
10/18 vs. Phi.	4	4	0	0-0	0	2	0	0
10/25 vs. NYJ	3	3	0	0-0	0	1	0	0
11/1 @ SD	5	5	0	0-0	1-20	1	0	0
11/15 vs. KC	5	3	2	0-0	1-0	3	0	0
11/22 vs. Cin.	5	5	0	0-0	0	1	0	0
11/26 @ Dal.	3	3	0	0-0	0	1	0	0
12/6 @ Pit.	7	4	3	0-0	0	1	0	0
12/13 vs. Was.	4	3	1	0-0	0	3	0	0
12/20 @ Den.	2	1	1	0-0	0	1	0	0
12/27 @ Cle.	2	2	0	0-0	0	1	0	0
12/3/10 vs. Bal.	0	0	0	0-0	0	0	0	0
Totals	67	58	9	0-0	3-20	18	0	0

2008

GAME-BY-GAME DEFENSE

RAIDERS

Date/Opp.	TT	Solo	Asst.	Sacks	INT	PD	FF	FR
9/8 vs. Den.	0	0	0	0-0	0	0	0	0
9/14 @ KC	0	0	0	0-0	0	0	0	0
9/21 @ Buf.	0	0	0	0-0	0	0	0	0
9/28 vs. SD	1	1	0	0-0	1-12	1	0	0
10/12 @ NO	0	0	0	0-0	0	0	0	0
10/19 vs. NYJ	0	0	0	0-0	0	0	0	0
10/26 @ Bal.	0	0	0	0-0	0	0	0	0
11/2 vs. Atl.	0	0	0	0-0	0	0	0	0
11/9 vs. Car.	3	3	0	0-0	0	3	0	0
11/16 @ Mia.	9	9	0	0-0	0	0	1	0
11/23 @ Den.	4	4	0	0-0	0	2	0	0
11/30 vs. KC	0	0	0	0-0	1-44	1	0	0
12/4 @ SD	2	2	0	0-0	0	0	0	0
12/14 vs. NE	6	5	1	0-0	0	1	0	0
12/21 vs. Hou.	4	3	1	0-0	1-12	3	0	0
12/28 @ TB	4	4	0	0-0	0	1	0	1
Totals	33	31	2	0-0	3-68	12	0	0

37 CHRIS JOHNSON

2007

GAME-BY-GAME DEFENSE

RAIDERS

Date/Opp.	TT	Solo	Asst.	Sacks	INT	PD	FF	FR
9/9 vs. Det.	0	0	0	0-0	0	0	0-0	0
9/16 @ Den.	0	0	0	0-0	0	0	0-0	0
9/23 vs. Cle.	0	0	0	0-0	0	0	0-0	0
9/30 @ Mia.	0	0	0	0-0	0	0	0-0	0
10/14 @ SD	0	0	0	0-0	0	0	0-0	0
10/21 vs. KC	0	0	0	0-0	0	0	0-0	0
10/28 @ Ten.	0	0	0	0-0	0	0	0-0	0
11/4 vs. Hou.	0	0	0	0-0	0	0	0-0	0
11/11 vs. Chi.	2	0	2	0-0	0	1	0-0	0
11/18 @ Min.	0	0	0	0-0	0	0	0-0	0
11/25 @ KC	0	0	0	0-0	0	0	0-0	0
12/2 vs. Den.	0	0	0	0-0	0	0	0-0	0
12/9 @ GB	1	1	0	0-0	0	0	0-0	0
12/16 vs. Ind.	0	0	0	0-0	0	1	0-0	0
12/23 @ Jax.	0	0	0	0-0	0	0	0-0	0
12/30 vs. SD	0	0	0	0-0	0	0	0-0	0
Totals	3	1	2	0-0	0	2	0-0	0

2005

GAME-BY-GAME DEFENSE

RAMS

Date/Opp.	TT	Solo	Asst.	Sacks	INT	PD	FF	FR
9/11 @ SF	0	0	0	0-0	0-0	0	0	0
9/18 @ Ari.	1	1	0	0-0	0-0	1	0	0
9/25 vs. Ten.	2	2	0	0-0	0-0	0	1	0
10/2 @ NYG	0	0	0	0-0	0-0	0	0	0
10/9 vs. Sea.	3	3	0	0-0	0-0	0	0	0
10/17 @ Ind.	0	0	0	0-0	0-0	0	0	0
10/23 vs. NO	1	1	0	0-0	0-0	0	0	0
10/30 vs. Jax.	0	0	0	0-0	0-0	0	0	0
11/13 @ Sea.	0	0	0	0-0	0-0	0	0	0
11/20 vs. Ari.	6	6	0	0-0	0-0	1	0	0
11/27 @ Hou.	9	9	0	0-0	0-0	2	0	0
12/4 vs. Was.	0	0	0	0-0	0-0	0	0	0
12/11 @ Min.	2	1	1	0-0	0-0	0	0	0
12/18 vs. Phi.	0	0	0	0-0	0-0	0	0	0
12/24 vs. SF	0	0	0	0-0	0-0	0	0	0
1/1/06 @ Dal.	0	0	0	0-0	0-0	0	0	0
Totals	24	23	1	0-0	0-0	4	1	0

REGULAR SEASON

Year	Team	GP	GS	TACKLES			SACKS		INTERCEPTIONS					FUMBLES				
				TT	Solo	Asst.	No.	Yards	No.	Yards	LG	TD	PD	FF	FR	Yards		
2003	Green Bay	0	0	0	0	0	0.0	0.0	0	0	0	0	0	0	0	0	0	0
2004	Green Bay	0	0	0	0	0	0.0	0.0	0	0	0	0	0	0	0	0	0	0
2005	St. Louis	14	1	24	23	1	0.0	0.0	0	0	0	0	4	1	0	0	0	
2006	--	--	--	OUT OF FOOTBALL			--	--	--	--	--	--	--	--	--	--	--	--
2007	Oakland	13	0	3	1	2	0.0	0.0	0	0	0	0	2	0	0	0	0	
2008	Oakland	15	7	33	31	2	0.0	0.0	3	68	44	0	12	1	0	0	0	
2009	Oakland	15	15	67	58	9	0.0	0.0	3	20	20	0	18	0	0	0	0	
2010	Oakland	12	4	16	15	1	0.0	0.0	2	30	30t	1	9	0	0	0	0	
2011	Oakland	4	3	14	12	2	0.0	0.0	0	0	0	0	4	1	0	0	0	
2012	Baltimore	4	1	7	7	0	0.0	0.0	0	0	0	0	0	1	0	0	0	
Totals		77	31	164	147	17	0.0	0.0	8	118	44	1	49	4	0	0	0	

SPECIAL TEAMS TACKLES (10): 2007 (10)

CAREER SINGLE-GAME HIGHS (REGULAR SEASON)

Total Tackles: 9 2 times (last: 11/16/08 at Mia.)
Solo Tackles: 9 (11/16/08 at Mia.)
Sacks: None
Interceptions: 1 8 times (last: 12/26/10 vs. Ind.)
Forced Fumbles: 1 4 times (last: 11/18/12 at Pit.)
Fumble Recoveries: None
Passes Defensed: 3 4 times (last: 12/26/10 vs. Ind.)

Additional Statistics: Has 38 KORs for 857 yards, including a 99-yard TD vs. Sea. on 10/9/05 (all KORs came in 2005)

POSTSEASON

Year	Team	GP	GS	TACKLES			SACKS		INTERCEPTIONS					FUMBLES				
				TT	Solo	Asst.	No.	Yards	No.	Yards	LG	TD	PD	FF	FR	Yards		
2012	Baltimore	1	0	0	0	0	0.0	0.0	0	0	0	0	0	0	0	0	0	0
Totals		1	0	0	0	0	0.0	0.0	0	0	0	0	0	0	0	0	0	0


NFL RECORD RUN "D"

From 1996-2011, the Ravens held opponents to under 4.0 yards per rush (an amazing 16-straight seasons), ranking as the longest streak in NFL history. In 2012, Baltimore's streak was snapped, as the Ravens allowed 4.0 yards per carry.

MOST CONSECUTIVE SEASONS ALLOWING LESS THAN 4 YARDS PER RUSH

Team	Seasons	Years
Baltimore Ravens	16	1996-2011
Buffalo Bills	15	1986-2000
Dallas Cowboys	15	1964-78





BALTIMORE
RAVENS

97

ARTHUR JONES
DEFENSIVE END | 6-3 | 315

COLLEGE: Syracuse HS: Union Endicott (Endicott, NY)

BORN: 6/3/86, Rochester, NY

EXP. (NFL/RAVENS): 4/4 GP/GS (PLAYOFFS): 32/7 (6/2)

TRANSACTIONS

Arthur Jones was selected in the fifth round (157th overall) of the 2010 NFL Draft...Jones was the Ravens' second pick in the round, following WR David Reed (156th overall).

CAREER

- Has 65 tackles (39 solo), 4.5 sacks (-29.5 yards) and 1 FF
- Recorded a career-high 2 sacks (first sacks of his career) in the 16-13 overtime victory at SD (11/25/12)
- Produced a career-high 6 tackles at Hou. (10/21/12)
- Started his first-career game vs. Cle. (12/24/11)
- Recorded his first-career tackle at Ten. (9/18/11)
- Saw action in his first-career game vs. TB (11/28/10)



2012: (16/6, 4/2) Established career highs in tackles (47), sacks (4.5) and recorded his first-career FF

- Recorded 4 tackles and 1.5 sacks (his third-consecutive game with at least 1 sack) in **game 13 at Was. (12/9)**
- Subbed and produced 5 tackles, including his first-career sack (finished the game with 2 sacks), for a defense that held the Chargers to 20% on third down (3-of-15) in the 16-13 overtime victory in **game 11 at SD (11/25)**
- Started and produced a career-high 6 tackles in **game 7 at Hou. (10/21)**
- Posted 3 tackles and his first-career FF for a defense that forced 4 turnovers in **game 5 at KC (10/7)**
- Saw action in all four postseason games (two starts) and recorded 9 tackles, 1 sack and a team-leading 2 FRs for a defense that forced 10 turnovers in four playoff contests
- Started and recorded 2 solo tackles, including a sack (-6 yards), and recorded a FR, which led to a Ravens' TD 10 plays later, in the 34-31 victory in **Super Bowl XLVII vs. SF (2/3/13)**

2011: (14/1, 2/0) Posted 18 tackles (missed two games with a concussion) for the third-ranked defense in the NFL (288.9 ypg)...Baltimore was also second against the run (92.6 ypg) and the league's top red zone defense

- Started his first-career game and had a solo tackle in **game 15 vs. Cle. (12/24)**
- Produced 4 tackles (3 solo) in **game 9 at Sea. (11/13)**
- Netted 2 tackles for a defense that held the Jaguars to 205 total yards and 13% (2-of-16) on third down in **game 6 at Jax. (10/24)**
- Posted a solo tackle and a QB hit for a defense that forced 4 turnovers and tied an NFL record with 3 defensive TDs in the 34-17 victory in **game 4 vs. NYJ (10/2)**

- Subbed and recorded his first-career tackle, finishing the game with 2 tackles, in **game 2 at Ten. (9/18)**

- Played in both playoff games, netting 1 tackle for a team that forced 7 turnovers during the postseason

2010: (2/0, 0/0) Saw action in two games both from scrimmage and on special teams as a rookie

- Saw action in his first-career NFL game in the 17-10 victory in **game 11 vs. TB (11/28)**

COLLEGE: Four-year letterman who started 32 of 44 career games played...Totaled 145 tackles (85 solo), 38.5 TFL (-136 yards), 6.5 sacks (-61 yards) and 4 FRs...His 38.5 career TFL are the most in Syracuse history by an interior defensive lineman and rank third on SU's career record list...Elected a team captain by his teammates, he started all nine games he played before missing the final three of the season due to a knee injury as a senior in 2009...Totaled 19 tackles (12 solo), 7 TFL (-28 yards), 1.5 sacks (-16 yards) and 2 FRs...Recorded 5 tackles, including 1 TFL, against Minnesota...Earned first-team All-Big East honors as a junior in 2008...Ranked sixth in the conference with 1.1 TFL per game (13 total), tallying 60 stops (33 solo)...Also racked up 3.5 sacks (-37 yards) and 1 FR...Earned 2007 ECAC All-Star honors and second-team All-Big East accolades, he totaled SU's third-most single-season TFL (17.5 for -43 yards) as a sophomore in 2007...His 1.6 TFL per game ranked ninth nationally, while compiling 51 total tackles (32 solo) on the year...Totaled 15 tackles (8 solo) and a half sack (-4 yards) as a redshirt freshman in 2006...Redshirted his true freshman season (2005)...Earned his degree in communication and rhetorical studies from Syracuse in 2009.

97 ARTHUR JONES

HIGH SCHOOL, PERSONAL: Prepped at Union Endicott (Endicott, NY) HS and was ranked as the No. 18 prospect in New York by *SuperPrep* his senior season...Played in the 2005 Governor's Bowl (NY vs. NJ All-Star game) after recording 64 tackles, 6 sacks and 1 FR as a senior... Was a heavyweight wrestler who won the New York State Championship in 2003 and 2005, and was the runner-up in 2004...Has two brothers, Chandler (who was selected in the first round of the 2012 draft by NE) and Jon, a UFC champion, whose nickname is "Bones"...Father, Arthur Sr., is a pastor, while his mother, Camille, works with underprivileged children and runs a life skills camp for young boys, where Arthur Jr. worked each summer when he was younger.

COMMUNITY: Supports Ravens' players and team events, including the inaugural 2012 Ravens Beach Bash, Goodwill Gridiron Halloween Party (2011), Hispanic Heritage Month/Worldwide Day of Play football clinic and A Purple Evening, the annual women's event at M&T Bank Stadium...Supported troops at the Ft. Meade blood drive in Sept. 2011...In May 2012, participated in the Fiesta 5K, a race supporting ALS research...During the holidays, Jones visited critically ill children in the hospital and led a toy drive to benefit St. Vincent's Villa, a home for children with severe emotional and behavioral difficulties.

2012

GAME-BY-GAME DEFENSE

RAVENS

Date/Opp.	TT	Solo	Asst.	Sacks	INT	PD	FF	FR
9/10 vs. Cin.	4	4	0	0-0	0-0	0	0	0
9/16 @ Phi.	0	0	0	0-0	0-0	0	0	0
9/23 vs. NE	0	0	0	0-0	0-0	0	0	0
9/27 vs. Cle.	1	1	0	0-0	0-0	0	0	0
10/7 @ KC	3	2	1	0-0	0-0	0	1	0
10/14 vs. Dal.	1	1	0	0-0	0-0	0	0	0
10/21 @ Hou.	6	1	5	0-0	0-0	0	0	0
11/4 @ Cle.	4	1	3	0-0	0-0	0	0	0
11/11 vs. Oak.	2	1	1	0-0	0-0	0	0	0
11/18 @ Pit.	4	1	3	0-0	0-0	0	0	0
11/25 @ SD	5	4	1	2-15	0-0	0	0	0
12/2 vs. Pit.	4	3	1	1-3	0-0	0	0	0
12/9 @ Was.	4	2	2	1.5-11.5	0-0	0	0	0
12/16 vs. Den.	3	3	0	0-0	0-0	0	0	0
12/23 vs. NYG	1	1	0	0-0	0-0	0	0	0
12/30 @ Cin.	5	2	3	0-0	0-0	0	0	0
Totals	47	27	20	4.5-29.5	0-0	0	1	0
Playoffs								
1/6/13 vs. Ind.	3	2	1	0-0	0-0	0	0	0
1/12/13 @ Den.	2	1	1	0-0	0-0	0	0	0
1/20/13 @ NE	2	0	2	0-0	0-0	0	0	1
2/3/13 @ SF	2	2	0	1-6	0-0	0	0	1
Totals	9	5	4	1-6	0-0	0	0	2

2011

GAME-BY-GAME DEFENSE

RAVENS

Date/Opp.	TT	Solo	Asst.	Sacks	INT	PD	FF	FR
9/11 vs. Pit.	0	0	0	0-0	0-0	0	0	0
9/18 @ Ten.	2	1	1	0-0	0-0	0	0	0
9/25 @ STL	2	2	0	0-0	0-0	0	0	0
10/2 vs. NYJ	1	1	0	0-0	0-0	0	0	0
10/16 vs. Hou.	1	1	0	0-0	0-0	0	0	0
10/24 @ Jax.	2	0	2	0-0	0-0	0	0	0
10/30 vs. Ari.	0	0	0	0-0	0-0	0	0	0
11/6 @ Pit.	0	0	0	0-0	0-0	0	0	0
11/13 @ Sea.	4	3	1	0-0	0-0	0	0	0
11/20 vs. Cin.				INACTIVE - HEAD				
11/24 vs. SF				INACTIVE - HEAD				
12/4 @ Cle.	1	0	1	0-0	0-0	0	0	0
12/11 vs. Ind.	1	1	0	0-0	0-0	0	0	0
12/18 @ SD	2	1	1	0-0	0-0	0	0	0
12/24 vs. Cle.	1	1	0	0-0	0-0	0	0	0
1/1/12 @ Cin.	1	1	0	0-0	0-0	0	0	0
Totals	18	12	6	0-0	0-0	0	0	0
Playoffs								
1/15/12 vs. Hou.	0	0	0	0-0	0-0	0	0	0
1/22/12 @ NE	1	0	1	0-0	0-0	0	0	0
Totals	1	0	1	0-0	0-0	0	0	0

2010

GAME-BY-GAME DEFENSE

RAVENS

Date/Opp.	TT	Solo	Asst.	Sacks	INT	PD	FF	FR
9/13 @ NYJ				INACTIVE				
9/19 @ Cin.				INACTIVE				
9/26 vs. Cle.				INACTIVE				
10/3 @ Pit.				INACTIVE				
10/10 vs. Den.				INACTIVE				
10/17 @ NE				INACTIVE				
10/24 vs. Buf.				INACTIVE				
11/7 vs. Mia.				INACTIVE				
11/11 @ Atl.				INACTIVE				
11/21 @ Car.				INACTIVE				
11/28 vs. TB	0	0	0	0-0	0-0	0	0	0
12/5 vs. Pit.				INACTIVE				
12/13 @ Hou.				INACTIVE				
12/19 vs. NO	0	0	0	0-0	0-0	0	0	0
12/26 @ Cle.				INACTIVE				
1/2/11 vs. Cin.				INACTIVE				
Totals	0	0	0	0-0	0-0	0	0	0
Playoffs								
1/9/11 @ KC				INACTIVE				
1/15/11 @ Pit.				INACTIVE				
Totals	0	0	0	0-0	0-0	0	0	0



97 ARTHUR JONES

REGULAR SEASON

Year	Team	GP	GS	TACKLES			SACKS		INTERCEPTIONS					FUMBLES				
				TT	Solo	Asst.	No.	Yards	No.	Yards	LG	TD	PD	FF	FR	Yards		
2010	Baltimore	2	0	0	0	0	0.0	0.0	0	0	0	0	0	0	0	0	0	0
2011	Baltimore	14	1	18	12	6	0.0	0.0	0	0	0	0	0	0	0	0	0	0
2012	Baltimore	16	6	47	27	20	4.5	29.5	0	0	0	0	0	0	1	0	0	0
Totals		32	7	65	39	26	4.5	29.5	0	0	0	0	0	0	1	0	0	0

SPECIAL TEAMS TACKLES (1): 2011 (1)

CAREER SINGLE-GAME HIGHS (REGULAR SEASON)

Total Tackles: 6 (10/21/12 at Hou.)	Solo Tackles: 4 2 times (last: 11/25/12 at SD)
Sacks: 2 (11/25/12 at SD)	Interceptions: None
Forced Fumbles: 1 (10/7/12 at KC)	Fumble Recoveries: None
Passes Defensed: None	

POSTSEASON


Year	Team	GP	GS	TACKLES			SACKS		INTERCEPTIONS					FUMBLES				
				TT	Solo	Asst.	No.	Yards	No.	Yards	LG	TD	PD	FF	FR	Yards		
2010	Baltimore	0	0	0	0	0	0.0	0.0	0	0	0	0	0	0	0	0	0	0
2011	Baltimore	2	0	1	0	1	0.0	0.0	0	0	0	0	0	0	0	0	0	0
2012	Baltimore	4	2	9	5	4	1.0	6.0	0	0	0	0	0	0	0	2	0	0
Totals		6	2	10	5	5	1.0	6.0	0	0	0	0	0	0	0	2	0	0

RAVENS POSTSEASON TURNOVER TABLE

In their playoff history, the Ravens have dominated the turnover battle, registering a +25 mark in 21 games. Under John Harbaugh (since 2008), the Ravens have forced an NFL-best 38 turnovers in 13 playoff games.

RAVENS PLAYOFF TURNOVER TABLE (All-Time Postseason Play)

Date	Game	+/-	Result
12/31/00	Wild Card vs. Denver	+1	W
01/07/01	Divisional at Tennessee	+1	W
01/14/01	AFC Championship at Oakland	+3	W
01/28/01	Super Bowl XXXV vs. NY Giants	+5	W
01/13/02	Wild Card at Miami	+2	W
01/20/02	Divisional at Pittsburgh	-3	L
01/03/04	Wild Card vs. Tennessee	+1	L
01/13/07	Divisional vs. Indianapolis	-2	L
01/04/09	Wild Card at Miami	+4	W
01/10/09	Divisional at Tennessee	+3	W
01/18/09	AFC Championship at Pittsburgh	-3	L
01/10/10	Wild Card at New England	+2	W
01/16/10	Divisional at Indianapolis	-3	L
01/09/11	Wild Card at Kansas City	+3	W
01/15/11	Divisional at Pittsburgh	-1	L
01/15/12	Divisional vs. Houston	+4	W
01/22/12	AFC Championship at New England	+2	L
01/06/13	Wild Card vs. Indianapolis	E	W
01/12/13	Divisional at Denver	+2	W
01/20/13	AFC Championship at New England	+3	W
02/03/13	Super Bowl XLVII vs. San Francisco	+1	W
Totals		+25	14-7



BALTIMORE
RAVENS

12

JACOBY JONES

WIDE RECEIVER/RETURN SPECIALIST | 6-2 | 215

COLLEGE: Lane HS: Marion Abramson (New Orleans, LA)

BORN: 7/11/84, New Orleans, LA

EXP. (NFL/RAVENS): 7/2 GP/GS (PLAYOFFS): 91/24 (6/1)

TRANSACTIONS

Jacoby Jones signed with the Ravens on 5/8/12...Originally drafted by the Texans in the third round (73rd overall) of the 2007 NFL Draft.

HONORS

- Pro Bowler (2012)
- AFC Special Teams Player of the Month (November, 2012)
- AFC Special Teams Player of the Week (Week 6, 2008; Week 8, 2008; Week 4, 2009; Week 6, 2012; Week 10, 2012)
- *Associated Press* first-team All-Pro (2012)
- *PFW/PFWA* first-team All-Pro (2012)
- *Sports Illustrated* (Peter King) All-Pro (2012)



CAREER

- Established Super Bowl records with a 108-yard KOR for a TD and 290 combined yards (206 KOR, 28 PR and 56 rec.) vs. SF in Super Bowl XLVII (2/3/13)
- Tied an NFL record with a 108-yard KOR for a TD vs. Dal. (10/14/12) - Ellis Hobbs (9/9/07) and Randall Cobb (9/8/11)
- Led the NFL with a Ravens' franchise-record 30.7 KOR avg. in 2012
- Is the first Raven ever to post multiple KOR-TDs in a season and a career and is the only player in NFL history to record dual KOR-TDs of at least 105 yards (2012)
- Has returned 4 punts and 3 KOs for TDs
- Is the only Raven to produce 3 combined kick return TDs in a season (2 KORs and 1 PR) in 2012
- Owns the Texans' franchise record with 4 career returns for a TD
- Only player in Texans history to have 3 PRs for TDs
- Caught a 70-yard TD pass from Joe Flacco with :31 seconds remaining in the Divisional Playoff at Den. (1/12/13), which tied the game eventually won by the Ravens, 38-35 in 2OT
- Had a career-long 79-yard PR vs. Ind. (9/11/11)



2012: (with Baltimore – 16/3, 4/1) Earned his first-career Pro Bowl nod after leading the league with a franchise-record 30.7 KOR average, picking up 1,167 KOR yards and 2 TDs on 38 returns...Jones tied an NFL record with a 108-yard KOR for a TD vs. Dal. (10/14/12) and became the first Raven ever to post multiple KOR-TDs in a season and a career...He is also the only player in NFL history to record dual KOR-TDs of at least 105 yards...Jones had 37 PRs for 341 yards, including a 63-yard TD return (11/18 at Pit.), and pulled in 30 receptions for 406 yards (13.5 avg.) and 1 TD

- Pulled in 5 receptions for 50 yards, had 7 PRs for 61 yards and 2 KORs for 46 yards in the 16-13 overtime victory in **game 11 at SD (11/25)**
- Posted 2 PRs for 66 yards (33.0 avg.), including a 63-yard TD return (his third kick/punt return-TD in five games), in the 13-10 victory in **game 10 at Pit. (11/18)**...Also had 2 KORs for 58 yards (29.0 avg.)

- Earned AFC Special Teams Player of the Week honors after becoming the first Raven ever to post multiple KOR-TDs in a season and a career with a 105-yard KOR-TD in the 55-20 victory in **game 9 vs. Oak. (11/11)**...Jones is the only player in NFL history to record dual KOR-TDs of at least 105 yards...He returned 3 punts for 36 yards (12.0 avg.), also pulling in 2 receptions for 54 yards and carrying the ball once for 6 yards against the Raiders
- Earned AFC Special Teams Player of the Week honors after he tied an NFL record with a 108-yard KOR for a TD in the third quarter of the 31-29 victory in **game 6 vs. Dal. (10/14)**...Also pulled in 2 receptions for 15 yards against the Cowboys
- Started and caught 1 pass, good for a 21-yard TD in **game 2 at Phi. (9/16)**...Also posted 3 PRs for 34 yards (11.3 avg.) against the Eagles

12 JACOBY JONES

- Started and posted 3 receptions for 46 yards in the 44-13 win in **game 1 vs. Cin. (9/10)**...Also had 1 PR for 9 yards
 - Posted 619 combined yards, with 362 yards and 1 TD on KORs, 147 yards and 2 TDs receiving and 110 PR yards in four playoff games
 - Set a Super Bowl record with 290 combined yards, including 206 on KORs (with a Super Bowl-record 108-yard KOR for a TD to open the second half), a 56-yard TD reception and 28 PR yards in the 34-31 victory in **Super Bowl XLVII vs. SF (2/3/13)**
 - Pulled in 2 receptions for 77 yards, including a postseason franchise-long 70-yard TD with :31 remaining in the fourth quarter, sending the game to overtime, in the 38-35 double-overtime win in the **Divisional Playoff Game at Den. (1/12/13)**...Also had 4 KORs for 64 yards and 1 PR for 14 yards against the Broncos
- 2011: (with Houston – 16/10, 2/0)** Produced 31 receptions for 512 yards and 2 TDs...Also recorded 49 PRs for 518 yards (including long of 79 yards - good for a TD)
- Posted 2 receptions for 87 yards, including a career-long 80-yard TD, in **game 10 at TB (11/13)**
 - Recorded 4 catches for 76 yards, including a 32-yard TD in **game 6 at Bal. (10/16)**
 - Hauled in 3 passes for 43 yards and returned 3 punts for a career-high 91 yards, including a career-long 79-yard TD scamper, in the **season opener vs. Ind. (9/11)**
- 2010: (with Houston – 15/7)** Established career highs in receptions (51), yards (562) and produced 3 receiving TDs... Also recorded 23 KORs for 494 yards (21.5 avg.) and 29 PRs for 204 yards (7.0 avg.)
- Posted 5 catches for a career-high 115 yards (first-career 100-yard receiving game) in **game 15 at Den. (12/26)**
 - Netted a career-high 7 receptions for 50 yards in **game 14 at Ten. (12/19)**
- Pulled in 5 catches for 52 yards and 1 TD in **game 13 vs. Bal. (12/13)**
- 2009: (with Houston – 14/1)** Recorded 27 receptions for 437 yards and carried the ball 3 times for 22 yards...Established then-career highs in KORs (24), KOR yards (638), KOR avg. (26.6) and posted his first-career KOR for a TD...Also had 39 PRs for a career-high 426 yards (10.9 avg.), including a long of 62
- Posted 5 receptions for 65 yards and 1 TD in **game 16 vs. NE (1/3/10)**
 - Pulled in 2 receptions for a team-leading 79 yards, including a 44-yard TD in **game 15 at Mia. (12/27)**
 - Named AFC Special Teams Player of the Week after returning a kickoff for a 95-yard TD in **game 4 vs. Oak. (10/4)**...Also had 7 PRs for 60 yards and 1 reception for 6 yards against the Raiders
- 2008: (with Houston – 16/0)** Had 3 receptions for 81 yards and returned 32 punts 386 yards (12.1 avg.), with a career-high 2 TDs and 13 KORs for 280 yards (21.5 avg.)
- Earned AFC Special Teams Player of the Week after posting a PR for 73 yards for a TD and 3 KORs for 58 yards in **game 7 vs. Cin. (10/26)**
 - Earned AFC Special Teams Player of the Week honors after returning 4 punts for 87 yards, including a then-career-long 70-yard TD return, in **game 5 vs. Mia. (10/12)**
- 2007: (with Houston – 14/3)** Posted 15 receptions for 149 yards, 4 KORs for 78 yards (19.5 avg.) and 30 PRs for 286 yards (9.5 avg.)
- Started his first-career NFL game at WR, pulling in 3 receptions for 11 yards and posting 2 KORs for 41 yards in **game 7 vs. Ten. (10/21)**
 - Netted 3 receptions for 26 yards and had 2 PR for 86 yards in **game 3 vs. Ind. (9/23)**
 - Recorded his first-career NFL reception (finished with 2 catches for 33 yards) in **game 1 vs. KC (9/9)**

JACOBY'S JAUNTS

Pro Bowl WR/RS Jacoby Jones ranked first in the NFL with a 30.7-yard KOR average in 2012. Jones, who posted 2 KOR-TDs (108 yards and 105 yards), was the only player with dual KOR-TDs in 2012 and the first Ravens player to ever have multiple KOR-TDs in a single season and a career.

NFL KICKOFF RETURN AVERAGE (2012 Season)

Rk.	Player	KOR	Yards	Avg.	Long	TD
1.	Jacoby Jones	38	1,167	30.7	108t	2
2.	Leon Washington	27	784	29.0	98t	1
3.	Joe McKnight	39	1,072	27.5	100t	1

NFL Record Note: Jones is the only player in NFL history to record dual KOR-TDs of at least 105 yards in a career (108- & 105-yarders).

12 JACOBY JONES

2012

GAME-BY-GAME OFFENSE

RAVENS Date/Opp.	RECEIVING					RUSHING				
	No.	Yds.	Avg.	LG	TD	No.	Yds.	Avg.	LG	TD
9/10 vs. Cin.	3	46	15.3	25	0	0	0	0.0	0	0
9/16 @ Phi.	1	21	21.0	21t	1	0	0	0.0	0	0
9/23 vs. NE	3	86	28.7	41	0	0	0	0.0	0	0
9/27 vs. Cle.	2	17	8.5	10	0	0	0	0.0	0	0
10/7 @ KC	0	0	0.0	0	0	0	0	0.0	0	0
10/14 vs. Dal.	2	15	7.5	10	0	0	0	0.0	0	0
10/21 @ Hou.	2	17	8.5	9	0	0	0	0.0	0	0
11/4 @ Cle.	0	0	0.0	0	0	0	0	0.0	0	0
11/11 vs. Oak.	2	54	27.0	47	0	1	6	6.0	6	0
11/18 @ Pit.	2	1	0.5	4	0	0	0	0.0	0	0
11/25 @ SD	5	50	10.0	24	0	0	0	0.0	0	0
12/2 vs. Pit.	1	5	5.0	5	0	0	0	0.0	0	0
12/9 @ Was.	0	0	0.0	0	0	0	0	0.0	0	0
12/16 vs. Den.	3	51	17.0	43	0	0	0	0.0	0	0
12/23 vs. NYG	1	7	7.0	7	0	0	0	0.0	0	0
12/30 @ Cin.	3	36	12.0	24	0	0	0	0.0	0	0
Totals	30	406	13.5	47	1	1	6	6.0	6	0
Playoffs										
1/6/13 vs. Ind.	1	8	8.0	8	0	0	0	0.0	0	0
1/12/13 @ Den.	2	77	38.5	70t	1	0	0	0.0	0	0
1/20/13 @ NE	1	6	6.0	6	0	0	0	0.0	0	0
2/3/13 @ SF	1	56	56.0	56t	1	0	0	0.0	0	0
Totals	5	147	29.4	70t	2	0	0	0.0	0	0

2012

GAME-BY-GAME RETURNS

RAVENS Date/Opp.	KICKOFF RETURNS					PUNT RETURNS					
	No.	Yds.	Avg.	LG	TD	No.	FC	Yds.	Avg.	LG	TD
9/10 vs. Cin.	0	0	0.0	0	0	1	0	9	9.0	9	0
9/16 @ Phi.	0	0	0.0	0	0	3	0	34	11.3	18	0
9/23 vs. NE	0	0	0.0	0	0	2	1	19	9.5	19	0
9/27 vs. Cle.	0	0	0.0	0	0	1	2	0	0.0	0	0
10/7 @ KC	0	0	0.0	0	0	1	1	10	10.0	10	0
10/14 vs. Dal.	3	159	53.0	108t	1	0	0	0	0.0	0	0
10/21 @ Hou.	6	196	32.7	47	0	0	1	0	0.0	0	0
11/4 @ Cle.	4	80	20.0	23	0	2	2	7	3.5	7	0
11/11 vs. Oak.	1	105	105.0	105t	1	3	0	36	12.0	13	0
11/18 @ Pit.	2	58	29.0	33	0	2	4	66	33.0	63t	1
11/25 @ SD	2	46	23.0	25	0	7	0	61	8.7	23	0
12/2 vs. Pit.	3	74	24.7	30	0	0	2	0	0.0	0	0
12/9 @ Was.	5	145	29.0	38	0	3	0	25	8.3	11	0
12/16 vs. Den.	4	112	28.0	50	0	4	1	12	3.0	10	0
12/23 vs. NYG	2	51	25.5	29	0	7	0	56	8.0	13	0
12/30 @ Cin.	6	141	23.5	30	0	1	2	6	6.0	6	0
Totals	38	1,167	30.7	108t	2	37	16	341	9.2	63t	1
Playoffs											
1/6/13 vs. Ind.	2	60	30.0	37	0	4	0	57	14.3	34	0
1/12/13 @ Den.	4	64	16.0	24	0	1	1	14	14.0	14	0
1/20/13 @ NE	3	32	10.7	14	0	1	1	11	11.0	11	0
2/3/13 @ SF	5	206	41.2	108t	1	2	0	28	14.0	17	0
Totals	14	362	25.9	108t	1	8	2	110	13.8	34	0

2011

GAME-BY-GAME OFFENSE

TEXANS Date/Opp.	RECEIVING					RUSHING				
	No.	Yds.	Avg.	LG	TD	No.	Yds.	Avg.	LG	TD
9/11 vs. Ind.	3	43	14.3	25	0	0	0	0.0	0	0
9/18 @ Mia.	3	48	16.0	31	0	0	0	0.0	0	0
9/25 @ NO	1	0	0.0	0	0	0	0	0.0	0	0
10/2 vs. Pit.	0	0	0.0	0	0	0	0	0.0	0	0
10/9 vs. Oak.	1	9	9.0	9	0	0	0	0.0	0	0
10/16 @ Bal.	4	76	19.0	32t	1	0	0	0.0	0	0
10/23 @ Ten.	2	27	13.5	20	0	1	-4	-4.0	-4	0
10/30 vs. Jax.	3	59	19.7	28	0	0	0	0.0	0	0
11/6 vs. Cle.	2	28	14.0	16	0	0	0	0.0	0	0
11/13 @ TB	2	87	43.5	80t	1	1	2	2.0	2	0
11/27 @ Jax.	1	10	10.0	10	0	0	0	0.0	0	0
12/4 vs. Atl.	0	0	0.0	0	0	0	0	0.0	0	0
12/11 @ Cin.	3	39	13.0	18	0	0	0	0.0	0	0
12/18 vs. Car.	1	24	24.0	24	0	0	0	0.0	0	0
12/22 @ Ind.	2	27	13.5	17	0	1	15	15.0	15	0
1/1/12 vs. Ten.	3	35	11.7	20	0	1	4	4.0	4	0
Totals	31	512	16.5	80t	2	4	17	4.3	15	0
Playoffs										
1/7/12 vs. Cin.	0	0	0.0	0	0	0	0	0.0	0	0
1/15/12 @ Bal.	0	0	0.0	0	0	0	0	0.0	0	0
Totals	0	0	0.0	0	0	0	0	0.0	0	0

2011

GAME-BY-GAME RETURNS

TEXANS Date/Opp.	KICKOFF RETURNS					PUNT RETURNS					
	No.	Yds.	Avg.	LG	TD	No.	FC	Yds.	Avg.	LG	TD
9/11 vs. Ind.	0	0	0.0	0	0	3	0	91	30.3	79t	1
9/18 @ Mia.	0	0	0.0	0	0	2	0	36	18.0	40	0
9/25 @ NO	0	0	0.0	0	0	2	0	5	2.5	5	0
10/2 vs. Pit.	0	0	0.0	0	0	3	0	17	5.7	13	0
10/9 vs. Oak.	0	0	0.0	0	0	5	1	33	6.6	17	0
10/16 @ Bal.	0	0	0.0	0	0	1	1	4	4.0	4	0
10/23 @ Ten.	0	0	0.0	0	0	0	0	0	0.0	0	0
10/30 vs. Jax.	0	0	0.0	0	0	5	0	56	11.2	33	0
11/6 vs. Cle.	0	0	0.0	0	0	2	0	56	28.0	50	0
11/13 @ TB	0	0	0.0	0	0	4	2	10	2.5	11	0
11/27 @ Jax.	0	0	0.0	0	0	7	1	91	13.0	42	0
12/4 vs. Atl.	0	0	0.0	0	0	3	1	10	3.3	8	0
12/11 @ Cin.	0	0	0.0	0	0	4	0	30	7.5	12	0
12/18 vs. Car.	0	0	0.0	0	0	5	0	63	12.6	42	0
12/22 @ Ind.	0	0	0.0	0	0	3	1	16	5.3	10	0
1/1/12 vs. Ten.	0	0	0.0	0	0	0	0	0	0.0	0	0
Totals	0	0	0.0	0	0	49	7	518	10.6	79t	1
Playoffs											
1/7/12 vs. Cin.	0	0	0.0	0	0	3	0	12	4.0	7	0
1/15/12 @ Bal.	0	0	0.0	0	0	6	0	4	0.7	9	0
Totals	0	0	0.0	0	0	9	0	16	1.8	9	0

2010

GAME-BY-GAME OFFENSE

TEXANS Date/Opp.	RECEIVING					RUSHING					
	No.	Yds.	Avg.	LG	TD	No.	Yds.	Avg.	LG	TD	
9/12 vs. Ind.	2	29	14.5	23	0	0	0	0.0	0	0	
9/19 @ Was.	6	53	8.8	20	1	0	0	0.0	0	0	
9/26 vs. Dal.	5	51	10.2	15	0	0	0	0.0	0	0	
10/3 @ Oak.	1	12	12.0	12	0	0	0	0.0	0	0	
10/10 vs. NYG	INACTIVE					--	--	--	--	--	--
10/17 vs. KC	4	45	11.3	17	0	0	0	0.0	0	0	
11/1 @ Ind.	2	6	3.0	5	0	0	0	0.0	0	0	
11/7 vs. SD	4	41	10.3	17	0	0	0	0.0	0	0	
11/14 @ Jax.	1	5	5.0	5	0	0	0	0.0	0	0	
11/21 @ NYJ	0	0	0.0	0	0	1	10	10.0	10	0	
11/28 vs. Ten.	2	13	6.5	9	0	0	0	0.0	0	0	
12/2 @ Phi.	2	20	10.0	12	1	0	0	0.0	0	0	
12/13 vs. Bal.	5	52	10.4	26	1	0	0	0.0	0	0	
12/19 @ Ten.	7	50	7.1	11	0	0	0	0.0	0	0	
12/26 @ Den.	5	115	23.0	47	0	1	-3	-3.0	-3	0	
1/2/11 vs. Jax.	5	70	14.0	32	0	0	0	0.0	0	0	
Totals	51	562	11.0	47	3	2	7	3.5	10	0	

2010

GAME-BY-GAME RETURNS

TEXANS Date/Opp.	KICKOFF RETURNS					PUNT RETURNS					
	No.	Yds.	Avg.	LG	TD	No.	FC	Yds.	Avg.	LG	TD
9/12 vs. Ind.	2	46	23.0	23	0	1	2	39	39.0	39	0
9/19 @ Was.	0	0	0.0	0	0	4	0	28	7.0	13	0
9/26 vs. Dal.	0	0	0.0	0	0	2	0	12	6.0	7	0
10/3 @ Oak.	0	0	0.0	0	0	2	1	18	9.0	14	0
10/10 vs. NYG	INACTIVE					--	--	--	--	--	--
10/17 vs. KC	1	30	30.0	30	0	1	1	0	0.0	0	0
11/1 @ Ind.	7	172	24.6	35	0	2	0	10	5.0	9	0
11/7 vs. SD	5	122	24.4	27	0	0	1	0	0.0	0	0
11/14 @ Jax.	2	40	20.0	22	0	0	2	0	0.0	0	0
11/21 @ NYJ	6	84	14.0	23	0	1	1	9	9.0	9	0
11/28 vs. Ten.	0	0	0.0	0	0	5	1	23	4.6	14	0
12/2 @ Phi.	0	0	0.0	0	0	1	2	-3	-3.0	-3	0
12/13 vs. Bal.	0	0	0.0	0	0	4	1	16	4.0	10	0
12/19 @ Ten.	0	0	0.0	0	0	1	2	12	12.0	12	0
12/26 @ Den.	0	0	0.0	0	0	2	1	14	7.0	12	0
1/2/11 vs. Jax.	0	0	0.0	0	0	3	0	26	8.7	13	0
Totals	23	494	21.5	35	0	29	15	204			

12 JACOBY JONES

2009

GAME-BY-GAME OFFENSE

Date/Opp.	RECEIVING					RUSHING				
	No.	Yds.	Avg.	LG	TD	No.	Yds.	Avg.	LG	TD
9/13 vs. NYJ	0	0	0.0	0	0	0	0	0.0	0	0
9/20 @ Ten.	2	73	36.5	44	1	0	0	0.0	0	0
9/27 vs. Jax.	2	23	11.5	18t	1	0	0	0.0	0	0
10/4 vs. Oak.	1	6	6.0	6	0	0	0	0.0	0	0
10/11 @ Ari.	1	4	4.0	4	0	0	0	0.0	0	0
10/18 @ Cin.	2	29	14.5	23t	1	0	0	0.0	0	0
10/25 vs. SF	0	0	0.0	0	0	0	0	0.0	0	0
11/1 @ Buf.	1	36	36.0	36	0	1	17	17.0	17	0
11/8 @ Ind.	4	67	16.8	45	0	1	5	5.0	5	0
11/23 vs. Ten.	INACTIVE					--	--	--	--	--
11/29 vs. Ind.	3	27	9.0	10t	1	0	0	0.0	0	0
12/6 @ Jax.	INACTIVE					--	--	--	--	--
12/13 vs. Sea.	1	11	11.0	11	0	0	0	0.0	0	0
12/20 @ STL	3	17	5.7	9	0	1	0	0.0	0	0
12/27 @ Mia.	2	79	39.5	44t	1	0	0	0.0	0	0
1/3/10 vs. NE	5	65	13.0	17	1	0	0	0.0	0	0
Totals	27	437	16.2	45	6	3	22	7.3	17	0

2009

GAME-BY-GAME RETURNS

Date/Opp.	KICKOFF RETURNS					PUNT RETURNS					
	No.	Yds.	Avg.	LG	TD	No.	FC	Yds.	Avg.	LG	TD
9/13 vs. NYJ	5	118	23.6	32	0	0	3	0	0.0	0	0
9/20 @ Ten.	2	50	25.0	26	0	2	2	14	4.7	16	0
9/27 vs. Jax.	6	152	25.3	36	0	1	2	13	13.0	13	0
10/4 vs. Oak.	1	95	95.0	95t	1	7	1	60	8.6	23	0
10/11 @ Ari.	0	0	0.0	0	0	5	1	100	20.0	62	0
10/18 @ Cin.	0	0	0.0	0	0	5	1	47	9.4	30	0
10/25 vs. SF	0	0	0.0	0	0	5	0	26	5.2	12	0
11/1 @ Buf.	1	22	22.0	22	0	4	0	73	18.3	52	0
11/8 @ Ind.	5	113	22.6	26	0	0	3	0	0.0	0	0
11/23 vs. Ten.	INACTIVE					--	--	--	--	--	--
11/29 vs. Ind.	1	29	29.0	29	0	2	0	8	4.5	4	0
12/6 @ Jax.	INACTIVE					--	--	--	--	--	--
12/13 vs. Sea.	0	0	0.0	0	0	5	0	56	11.2	22	0
12/20 @ STL	0	0	0.0	0	0	0	0	0	0.0	0	0
12/27 @ Mia.	3	59	19.7	22	0	2	1	-2	-1.0	0	0
1/3/10 vs. NE	0	0	0.0	0	0	1	0	31	31.0	31	0
Totals	24	638	26.6	95t	1	39	14	426	10.9	62	0

2008

GAME-BY-GAME OFFENSE

Date/Opp.	RECEIVING					RUSHING				
	No.	Yds.	Avg.	LG	TD	No.	Yds.	Avg.	LG	TD
9/7 @ Pit.	0	0	0.0	0	0	0	0	0.0	0	0
9/21 @ Ten.	0	0	0.0	0	0	0	0	0.0	0	0
9/28 @ Ten.	1	5	5.0	5	0	0	0	0.0	0	0
10/5 vs. Ind.	0	0	0.0	0	0	0	0	0.0	0	0
10/12 vs. Mia.	0	0	0.0	0	0	0	0	0.0	0	0
10/19 vs. Det.	0	0	0.0	0	0	0	0	0.0	0	0
10/26 vs. Cin.	0	0	0.0	0	0	0	0	0.0	0	0
11/2 @ Min.	1	31	31.0	31	0	0	0	0.0	0	0
11/9 vs. Bal.	1	45	45.0	45	0	0	0	0.0	0	0
11/16 @ Ind.	0	0	0.0	0	0	0	0	0.0	0	0
11/23 @ Cle.	0	0	0.0	0	0	0	0	0.0	0	0
12/1 vs. Jax.	0	0	0.0	0	0	1	-5	-5.0	-5	0
12/7 @ GB	0	0	0.0	0	0	0	0	0.0	0	0
12/14 vs. Ten.	0	0	0.0	0	0	0	0	0.0	0	0
12/21 @ Oak.	0	0	0.0	0	0	0	0	0.0	0	0
12/28 vs. Chi.	0	0	0.0	0	0	0	0	0.0	0	0
Totals	3	81	27.0	45	0	1	-5	-5.0	-5	0

2008

GAME-BY-GAME RETURNS

Date/Opp.	KICKOFF RETURNS					PUNT RETURNS					
	No.	Yds.	Avg.	LG	TD	No.	FC	Yds.	Avg.	LG	TD
9/7 @ Pit.	0	0	0.0	0	0	2	0	5	2.5	5	0
9/21 @ Ten.	0	0	0.0	0	0	4	2	45	11.3	33	0
9/28 @ Ten.	0	0	0.0	0	0	2	0	23	11.5	17	0
10/5 vs. Ind.	0	0	0.0	0	0	0	1	0	0.0	0	0
10/12 vs. Mia.	0	0	0.0	0	0	4	1	87	21.8	70t	1
10/19 vs. Det.	0	0	0.0	0	0	2	1	-12	-6.0	1	0
10/26 vs. Cin.	3	58	19.3	30	0	1	2	73	73.0	73t	1
11/2 @ Min.	4	70	17.5	23	0	2	1	-1	-0.5	1	0
11/9 vs. Bal.	0	0	0.0	0	0	0	2	0	0.0	0	0
11/16 @ Ind.	6	152	25.3	27	0	1	0	39	39.0	39	0
11/23 @ Cle.	0	0	0.0	0	0	2	0	18	9.0	11	0
12/1 vs. Jax.	0	0	0.0	0	0	1	2	28	28.0	28	0
12/7 @ GB	0	0	0.0	0	0	5	0	20	4.0	14	0
12/14 vs. Ten.	0	0	0.0	0	0	2	2	15	7.5	11	0
12/21 @ Oak.	0	0	0.0	0	0	2	1	30	15.0	23	0
12/28 vs. Chi.	0	0	0.0	0	0	2	2	16	8.0	12	0
Totals	13	280	21.5	30	0	32	17	386	12.1	73t	2

2007

GAME-BY-GAME OFFENSE

Date/Opp.	RECEIVING					RUSHING				
	No.	Yds.	Avg.	LG	TD	No.	Yds.	Avg.	LG	TD
9/9 vs. KC	2	33	16.5	26	0	1	4	4.0	4	0
9/16 @ Car.	0	0	0.0	0	0	0	0	0.0	0	0
9/23 vs. Ind.	3	26	8.7	13	0	1	3	3.0	3	0
9/30 @ Atl.	INACTIVE					--	--	--	--	--
10/7 vs. Mia.	INACTIVE					--	--	--	--	--
10/14 @ Jax.	0	0	0.0	0	0	0	0	0.0	0	0
10/21 vs. Ten.	3	11	3.7	12	0	0	0	0.0	0	0
10/28 @ SD	5	51	10.2	22	0	0	0	0.0	0	0
11/4 @ Oak.	0	0	0.0	0	0	0	0	0.0	0	0
11/18 vs. NO	0	0	0.0	0	0	0	0	0.0	0	0
11/25 @ Cle.	1	14	14.0	14	0	1	-8	-8.0	-8	0
12/2 @ Ten.	0	0	0.0	0	0	0	0	0.0	0	0
12/9 vs. TB	0	0	0.0	0	0	0	0	0.0	0	0
12/13 vs. Den.	0	0	0.0	0	0	0	0	0.0	0	0
12/23 @ Ind.	0	0	0.0	0	0	0	0	0.0	0	0
12/30 vs. Jax.	1	14	14.0	14	0	0	0	0.0	0	0
Totals	15	149	9.9	26	0	3	-1	-0.3	4	0

2007

GAME-BY-GAME RETURNS

Date/Opp.	KICKOFF RETURNS					PUNT RETURNS					
	No.	Yds.	Avg.	LG	TD	No.	FC	Yds.	Avg.	LG	TD
9/9 vs. KC	0	0	0.0	0	0	4	0	14	3.5	9	0
9/16 @ Car.	0	0	0.0	0	0	2	1	32	16.0	33	0
9/23 vs. Ind.	0	0	0.0	0	0	2	0	86	43.0	74	0
9/30 @ Atl.	INACTIVE					--	--	--	--	--	--
10/7 vs. Mia.	INACTIVE					--	--	--	--	--	--
10/14 @ Jax.	0	0	0.0	0	0	0	0	0	0.0	0	0
10/21 vs. Ten.	2	41	20.5	23	0	1	0	5	5.0	5	0
10/28 @ SD	1	19	19.0	19	0	3	0	13	4.3	7	0
11/4 @ Oak.	0	0	0.0	0	0	2	0	22	11.0	18	0
11/18 vs. NO	0	0	0.0	0	0	3	0	31	10.3	17	0
11/25 @ Cle.	1	18	18.0	18	0	1	2	16	16.0	16	0
12/2 @ Ten.	0	0	0.0	0	0	3	1	-4	-1.3	0	0
12/9 vs. TB	0	0	0.0	0	0	2	2	4	2.0	7	0
12/13 vs. Den.	0	0	0.0	0	0	2	0	5	2.5	4	0
12/23 @ Ind.	0	0	0.0	0	0	1	1	12	12.0	12	0
12/30 vs. Jax.	0	0	0.0	0	0	4	0	50	12.5	15	0
Totals	4	78	19.5	23	0	30	7	286	9.5	74	0

12 JACOBY JONES

COLLEGE: Three-time All-Southern Intercollegiate Athletic Conference honoree...Finished his career at Lane College as the all-time career leader in receptions (200), receiving yards (2,750) and receiving TDs (21)...Also established Lane records with 1,937 yards and 4 TDs on KORs and the school's single-season record with 931 yards on KORs, as a junior... SIAC Offensive Player of the Year and MVP as a senior after leading the SIAC in receiving yards per game (74.7), receptions per game (6.2), receiving TDs (6), all-purpose yards (189.9) and PR average (13.8)...Had 2 KORs and a PR for TDs and finished second in the conference in scoring with 10 TDs...Also had 68 receptions for 822 yards, helping the Dragons finish with an 8-3 record...Led the conference with 50 receptions for 587 yards and 3 TDs as a junior...Posted 46 receptions for 664 yards and 5 TDs as a sophomore...Pulled in 36 receptions for 677 yards and a career-high 7 TDs as a freshman...Majored in interdisciplinary studies.

HIGH SCHOOL, PERSONAL: Prepped at Marion Abramson (New Orleans, LA) HS...Did not start playing football until his junior year...Also lettered in basketball and track...Earned All-Metropolitan honors and was an All-Area selection in basketball...In track, he was also an All-Metropolitan and an All-Area selection in track as a senior...Finished third in the 16th season of Dancing with the Stars in 2013, with his partner Karina Smirnoff.

COMMUNITY: Supports the Ravens' charitable initiatives, including the Ravens TEAM Challenge Hometown Huddle, Giant Holiday Food Giveaway and A Purple Evening, the annual women's event at M&T Bank Stadium...Supported teammates charitable initiatives, including Vonta Leach's Celebrity Billiards Tournament benefitting breast cancer research, Lardarius Webb's Charity Bowling Classic and Ravens Alumni Jonathan Ogden's charity boxing event.

REGULAR SEASON

Year	Team	GP	GS	RECEIVING					RUSHING				
				No.	Yards	Avg.	LG	TD	No.	Yards	Avg.	LG	TD
2007	Houston	14	3	15	149	9.9	26	0	3	-1	-0.3	4	0
2008	Houston	16	0	3	81	27.0	45	0	1	-5	-5.0	-5	0
2009	Houston	14	1	27	437	16.2	45	6	3	22	7.3	17	0
2010	Houston	15	7	51	562	11.0	47	3	2	7	3.5	10	0
2011	Houston	16	10	31	512	16.5	80t	2	4	17	4.3	15	0
2012	Baltimore	16	3	30	406	13.5	47	1	1	6	6.0	6	0
Totals		91	24	157	2,147	13.7	80t	12	14	46	3.3	17	0

CAREER SINGLE-GAME HIGHS (REGULAR SEASON)

RECEIVING	RUSHING
Receptions: 7 (12/19/10 at Ten.)	Carries: 1 14 times (last: 11/11/12 vs. Oak.)
Yardage: 115 (12/26/10 at Den.)	Yardage: 17 (11/1/09 at Buf.)
Long Gain: 80t (11/13/11 at TB)	Long Gain: 17 (11/1/09 at Buf.)
Touchdowns: 1 12 times (last: 9/16/12 at Phi.)	Touchdowns: None

100-yard Receiving Games: 1 (115 yards, 12/26/10 at Den.)

Year	Team	GP	GS	KICKOFF RETURNS					PUNT RETURNS					
				No.	Yards	Avg.	LG	TD	No.	FC	Yards	Avg.	LG	TD
2007	Houston	14	3	4	78	19.5	23	0	30	7	286	9.5	74	0
2008	Houston	16	0	13	280	21.5	30	0	32	17	386	12.1	73t	2
2009	Houston	14	1	24	638	26.6	95t	1	39	14	426	10.9	62	0
2010	Houston	15	7	23	494	21.5	35	0	29	15	204	7.0	39	0
2011	Houston	16	10	0	0	0.0	0	0	49	7	518	10.6	79t	1
2012	Baltimore	16	3	38	1,167	#30.7	^108t	#2	37	16	341	9.2	63t	1
Totals		91	24	102	2,657	26.0	^108t	3	216	76	2,161	10.0	79t	4

^ TIED FOR THE LONGEST KOR IN NFL HISTORY
#LED THE NFL

POSTSEASON

Year	Team	GP	GS	RECEIVING					RUSHING				
				No.	Yards	Avg.	LG	TD	No.	Yards	Avg.	LG	TD
2011	Houston	2	0	0	0	0.0	0	0	0	0	0.0	0	0
2012	Baltimore	4	1	5	147	29.4	70t	2	0	0	0.0	0	0
Totals		6	1	5	147	29.4	70t	2	0	0	0.0	0	0

Year	Team	GP	GS	KICKOFF RETURNS					PUNT RETURNS					
				No.	Yards	Avg.	LG	TD	No.	FC	Yards	Avg.	LG	TD
2011	Houston	2	0	0	0	0.0	0	0	9	0	16	1.8	9	0
2012	Baltimore	4	1	14	362	25.9	108t	1	8	2	110	13.8	34	0
Totals		6	1	14	362	25.9	108t	1	17	2	126	7.4	34	0

BALTIMORE
RAVENS

4

SAM KOCH
PUNTER | 6-1 | 218

COLLEGE: Nebraska HS: Seward (NE)

BORN: 8/13/82, York, NE

EXP. (NFL/RAVENS): 8/8 GP/GS (PLAYOFFS): 112/0 (14/0)

TRANSACTIONS

Sam Koch was originally drafted by the Ravens in the sixth round (203rd overall) of the 2006 NFL Draft.

HONORS

- Pro Bowl first alternate (2010)
- AFC Special Teams Player of the Week (Week 16, 2008)

CAREER

- Owns franchise records with 558 punts for 24,891 yards to produce a franchise-record 44.6 career gross average...His 38.7 career net average also ranks first in team history
- His 198 career punts inside the 20 rank first on the Ravens' all-time list (Kyle Richardson is second with 128)...The 198 are also the third most in the NFL since 2006
- Scored his first-career TD, scrambling for a 7-yard run on a fake FGA in the 55-20 victory vs. Oak. (11/11/12)
- Finished second in the AFC with a 39.2 net average in 2010
- Led the AFC and was second in the NFL, placing a career-high 39 punts inside the 20 in 2010
- Koch's 40.8 net punting average in 2012 is a Ravens' single-season record
- Posted a franchise-record 47.1 gross punting average in 2012
- Blasted a franchise-record 74-yard punt at Hou. (11/9/08)



2012: (16/0, 4/0) Played in his 112th-consecutive game, the longest active Ravens streak and second-longest in team history...Punted 83 times for 3,911 yards for a career-high and franchise-record 47.1 gross avg., including placing 28 inside the 20-yard line...Established a career high and franchise record with a 40.8 net punting average...Also rushed 2 times for 17 yards and a TD on a fake FG and punt

- Punted 7 times for 256 yards (36.6 avg.) and carried the ball 1 time for 10 yards, picking up a first down on a fake punt, in **game 16 at Cin. (12/30)**
- Scored his first-career TD, scrambling for a 7-yard run on a fake FGA in the 55-20 victory in **game 9 vs. Oak. (11/11)**... Also punted 4 times for 210 yards (52.5 avg.), placing 1 inside the 20 against the Raiders
- Played in his 100th-career game and punted 7 times for 322 yards (46.0 avg.), including placing 3 inside the 20, in the 23-16 victory in **game 4 vs. Cle. (9/27)**
- Punted 22 times for 1,013 yards (46.0 avg.) – placing 8 inside the 20 – with a long of 60 in four playoff games... Also recorded a ST tackle
- Booted 3 punts for 141 yards (47.0 avg.), with a long of 56, and posted a tackle in the 34-31 victory in **Super Bowl XLVII vs. SF (2/3/13)**...Also had a 61-yard free kick after taking a safety to run off the clock at the end of the game against San Francisco

- Punted 8 times for 386 yards (48.3 avg.), placing 6 inside the 20, in the 38-35 double-overtime win in the **Divisional game at Den. (1/12/13)**...The 6 punts inside the 20 tied a single-game NFL playoff record

2011: (16/0, 2/0) Punted 73 times for 3,393 yards, producing a then-career-high 46.5 gross average...Blasted a long of 63 and placed 21 inside the 20-yard-line

- Averaged a season-high 56.0 yards per punt (2 for 112 yards), placing 1 inside the 20, in **game 14 at SD (12/18)**
- Punted 9 times for a career-high 470 yards, placing 3 inside the 20, in **game 6 at Jax. (10/24)**
- Punted 5 times for 236 yards (47.2 avg.), including a long of 62, in the 35-7 victory in the **season opener vs. Pit. (9/11)**... Also scored the first points of his career on a PAT, running for a 2-point conversion
- Averaged 47.6 yards per punt (13 for 619 yards), with a long of 64 (second longest in Ravens postseason history), and placed 2 inside the 20...Koch surpassed 53 postseason punts, the most in Ravens playoff history
- Established a Ravens postseason single-game franchise-record with 444 yards on 9 punts (49.3 avg.), including a long of 64, in the 20-13 victory in the **Divisional Playoff vs. Hou. (1/15/12)**

4 SAM KOCH

2010: (16/0, 2/0) Finished second in the NFL with a career-high and franchise-record-tying 39 punts inside the 20 (Kyle Richardson in 1999) while punting 81 times for 3,530 yards for a 43.6 avg...Ranked second in the AFC with a 39.2 net average

- Blasted 7 punts for 318 yards (45.4 avg.) and placed a career-high-tying 5 inside the 20 in the 34-28 overtime victory in **game 13 at Hou. (12/13)**
- Punted 5 times (moving him into first place for the most punts in franchise history) for 233 yards (46.6 avg.), placing 1 inside the 20, in **game 10 at Car. (11/21)**
- Did not punt, but completed a pass on a fake punt to CB Cary Williams (13 yards), to convert a fourth-and-10 in the 26-10 win in **game 8 vs. Mia. (11/7)**
- Punted 5 times for 221 yards (44.2 avg.), placing 3 inside the 20, becoming the Ravens' all-time leader with his 129th (Kyle Richardson - 128) in the 37-34 victory in **game 7 vs. Buf. (10/24)**
- Booted 9 punts for 404 yards (44.9 avg.), placing a career-high 5 kicks inside the 20, in **game 6 at NE (10/17)**
- Punted 6 times for 277 yards (46.2 avg.), while placing 4 inside the 20, in two playoff games

2009: (16/0, 2/0) Punted 73 times for 3,188 (43.7 avg.), placing 26 inside the 20

- Punted 7 times for 293 yards (41.9 avg.), placing 4 inside the 20, in the 16-0 win in **game 9 at Cle. (11/16)**
- Booted 5 punts for 249 yards (49.8 avg.), placing 2 inside the 20 with a long of 57, in **game 8 at Cin. (11/8)**
- Booted 6 punts for 272 yards (45.3 avg.), placing 2 inside the 20 with a long of 60, in **game 5 vs. Cin. (10/11)**
- Punted 5 times for 238 yards (47.6 avg.), including a then-postseason career-long 59-yard boot in the **Divisional Playoff at Ind. (1/16/10)**

2008: (16/0, 3/0) Finished sixth in the NFL with a then-career-high 3,777 yards (45.0 avg. on 84 punts) and ranked fifth in the league with a 39.9 net average...Koch also led the AFC and was second in the NFL, placing a then-career-high 34 punts inside the 20...Also led the NFL with 18 punts inside the 10...Blasted a career-high and franchise-record 74-yard boot against Houston on 11/9/08

- Earned AFC Special Teams Player of the Week honors, punting 5 times for 261 yards (52.2 avg.), with a long of 61, and placed 2 inside the 20 in **game 15 at Dal. (12/20)**...Also carried the ball (first-career rush) for 9 yards and a first down on fourth-and-6 on a fake FG from the Cowboys' 22-yard line...Fake led to a TD two plays later
- Booted 4 punts for 200 yards (50-yard average), with a franchise-record and career-long 74-yard kick in **game 9 at Hou. (11/9)**
- Blasted 3 punts for 177 yards for a career-high 59.0-yard average, including a 67-yard boot in **game 6 at Mia. (10/19)**

- Punted 20 times for 845 yards (42.3 avg.), with a long of 52 in the postseason

2007: (16/0) Punted 78 times for 3,397 yards for a 43.6-yard average...Koch also placed 20 kicks inside the 20 and added 1 special teams tackle...Punted a career-high 10 times for 436 yards (43.6 average), with a long of 55 in **game 8 at Pit. (11/5)**

2006: (16/0, 1/0) Saw action in all 16 games, punting 86 times for 3,695 yards for a 43.0 average and placing 30 inside the 20 (fourth most in the NFL)...Koch also finished the year tied (Donnie Jones, Mia.) with the second-most punts downed inside the 10-yard line with 12 and tied for the second-fewest TBs (3) in the NFL

- Saw action in his first-career NFL game when he kicked off 6 times and booted 6 punts for 282 yards (47.0 avg.), including a long of 56, in **game 1 at TB (9/10)**

COLLEGE: A former walk-on, he received a scholarship at Nebraska before the start of the 2004 season...Played in 30 career games, 23 of which came as the Huskers' No. 1 punter...Racked up a career-punting average of 44.1 yards (with 56 kicks inside the 20 and a long of 84 yards) to finish third in school annals...As a senior in 2005, Koch put together the best campaign ever at his position in school history, breaking the single-season punting average mark with a 46.5-yard average...Koch's average ranked second nationally and helped Nebraska to a No. 2 national ranking in net punting (39.9 avg.)...Was a semifinalist for the Ray Guy Award and earned a first-team All-American nod by *NationalChamps.net*...Also named first-team All-Big 12 (*Kansas City Star*) and honorable mention All-Conference honoree by the *Associated Press* and Big 12 coaches...Finished the year ranked second nationally in punting average... In the Huskers' first three contests, Koch booted 3 punts of 70 yards or more to become only the second punter in school history with 3 kicks of 70 yards or more...Against Pitt (9/17), Koch delivered a career-long 84-yarder, the second-longest punt in school history and the longest in Big 12 history...In his collegiate finale in the 2005 Alamo Bowl (12/28), Koch posted a 51.5-yard average on 8 punts against Michigan, including five 50-plus-yarders...Redshirted as a freshman in 2001...He was named to the 2005 second-team Academic All-Big 12 squad and the 2005 Big 12 Commissioner's Spring and Fall Academic Honor Roll...Earned a degree in business administration in Dec. 2005.

HIGH SCHOOL, PERSONAL: A versatile athlete at Seward (NE) HS, Koch played LB, FB and TE along with handling all of the team's kicking duties...Also played soccer, basketball and baseball...He and his wife, Nikki, have three children, Ryan (15), Braxtyn (9) and Kamdyn (7)...Name is pronounced: COOK...Full name: Sam David Koch.

4 SAM KOCH

2012

GAME-BY-GAME PUNTING

RAVENS

Date/Opp.	No.	Yds	Avg.	Net	LG	In 20	TB	BK
9/10 vs. Cin.	2	87	43.5	34.0	50	1	0	0
9/16 @ Phi.	5	251	50.2	44.2	56	2	1	0
9/23 vs. NE	3	136	45.3	35.0	52	2	1	0
9/27 vs. Cle.	7	322	46.0	32.6	55	3	2	0
10/7 @ KC	5	232	46.4	39.8	56	2	0	0
10/14 vs. Dal.	3	135	45.0	41.7	52	0	0	0
10/21 @ Hou.	5	253	50.6	48.8	57	1	0	0
11/4 @ Cle.	7	313	44.7	34.1	54	1	1	0
11/11 vs. Oak.	4	210	52.5	52.5	58	1	0	0
11/18 @ Pit.	8	372	46.5	42.5	54	4	1	0
11/25 @ SD	8	370	46.3	42.4	58	3	1	0
12/2 vs. Pit.	5	253	50.6	48.8	57	2	0	0
12/9 @ Was.	5	251	50.2	30.2	59	2	0	0
12/16 vs. Den.	7	353	50.4	45.7	57	2	0	0
12/23 vs. NYG	2	117	58.5	52.5	60	1	0	0
12/30 @ Cin.	7	256	36.6	35.7	60	1	0	0
Totals	83	3,911	47.1	40.8	60	28	7	0

Playoffs

1/6/13 vs. Ind.	4	173	43.3	33.3	60	1	2	0
1/12/13 @ Den.	8	386	48.3	37.0	58	6	0	0
1/20/13 @ NE	7	313	44.7	36.7	59	1	0	0
2/3/13 @ SF	3	141	47.0	23.0	56	0	2	0
Totals	22	1,013	46.0	34.3	60	8	4	0

2010

GAME-BY-GAME PUNTING

RAVENS

Date/Opp.	No.	Yards	Avg.	Net Avg.	LG	In 20	TB	BLK
9/13 @ NYJ	6	244	40.7	30.3	56	2	0	0
9/19 @ Cin.	7	257	36.7	35.9	51	4	0	0
9/26 vs. Cle.	3	146	48.7	48.7	60	1	0	0
10/3 @ Pit.	3	126	42.0	40.7	47	3	0	0
10/10 vs. Den.	4	174	43.5	38.5	53	1	1	0
10/17 @ NE	9	404	44.9	40.1	59	5	0	0
10/24 vs. Buf.	5	221	44.2	44.2	52	3	0	0
11/7 vs. Mia.	0	0	0.0	0.0	0	0	0	0
11/11 @ Atl.	4	198	49.5	45.5	53	3	0	0
11/21 @ Car.	5	233	46.6	37.2	60	1	1	0
11/28 vs. TB	7	305	43.6	38.6	58	3	1	0
12/5 vs. Pit.	6	239	39.8	34.7	48	3	1	0
12/13 @ Hou.	7	318	45.4	43.1	58	5	0	0
12/19 vs. NO	5	193	38.6	36.8	46	2	0	0
12/26 @ Cle.	3	137	45.7	40.0	50	1	0	0
1/2/11 vs. Cin.	7	335	47.9	40.9	59	2	0	0
Totals	81	3,530	43.6	39.2	60	39	4	0

Playoffs

1/9/11 @ KC	2	62	31.0	31.0	36	2	0	0
1/15/11 @ Pit.	4	215	53.8	43.3	61	2	1	0
Totals	6	277	46.2	39.2	61	4	1	0

2008

GAME-BY-GAME PUNTING

RAVENS

Date/Opp.	No.	Yards	Avg.	TB	In 20	LG	Net	BLK
9/7 vs. Cin.	5	241	48.2	0	1	57	46.0	0
9/21 vs. Cle.	3	146	48.7	0	0	59	40.7	0
9/29 @ Pit.	8	379	47.4	0	2	61	43.9	0
10/5 vs. Ten.	4	156	39.0	1	2	48	25.8	0
10/12 @ Ind.	5	245	49.0	0	0	57	45.8	0
10/19 @ Mia.	3	177	59.0	0	3	67	55.7	0
10/26 vs. Oak.	6	242	40.3	1	3	50	36.2	0
11/2 @ Cle.	6	250	41.7	1	2	57	31.5	0
11/9 @ Hou.	4	200	50.0	1	3	74	45.0	0
11/16 @ NYG	3	94	31.3	0	1	45	31.3	0
11/23 vs. Phi.	8	362	45.3	1	3	60	39.0	0
11/30 @ Cin.	7	331	47.3	1	4	56	42.0	0
12/7 vs. Was.	6	248	41.3	0	3	49	40.3	0
12/14 vs. Pit.	7	292	41.7	0	4	56	41.0	0
12/20 @ Dal.	5	261	52.2	1	2	61	46.6	0
12/28 vs. Jax.	4	153	38.3	2	1	44	25.5	0
Totals	84	3,777	45.0	9	34	74	39.9	0

Playoffs

1/4/09 @ Mia.	5	217	43.4	1	2	52	37.4	0
1/10/09 @ Ten.	8	342	42.8	1	2	51	39.3	0
1/18/09 @ Pit.	7	286	40.9	0	3	52	37.1	0
Totals	20	845	42.3	2	7	52	38.1	0

2011

GAME-BY-GAME PUNTING

RAVENS

Date/Opp.	No.	Yards	Avg.	Net Avg.	LG	In 20	TB	BLK
9/11 vs. Pit.	5	236	47.2	41.8	62	0	1	0
9/18 @ Ten.	5	225	45.0	41.6	54	1	0	0
9/25 @ STL	2	89	44.5	34.5	49	1	1	0
10/2 vs. NYJ	7	310	44.3	36.9	58	3	2	0
10/16 vs. Hou.	2	90	45.0	43.0	48	1	0	0
10/24 @ Jax.	9	470	52.2	45.9	58	3	1	0
10/30 vs. Ari.	5	219	43.8	21.4	48	2	0	0
11/6 @ Pit.	2	90	45.0	34.5	46	0	0	0
11/13 @ Sea.	4	188	47.0	44.0	57	2	0	0
11/20 vs. Cin.	8	391	48.9	45.9	61	3	0	0
11/24 vs. SF	4	170	42.5	37.5	50	2	1	0
12/4 @ Cle.	3	108	36.0	26.3	54	0	1	0
12/11 vs. Ind.	3	145	48.3	45.7	54	2	0	0
12/18 @ SD	2	112	56.0	46.0	57	1	1	0
12/24 vs. Cle.	5	223	44.6	27.8	53	0	0	0
1/1/12 @ Cin.	7	327	46.7	37.4	63	0	1	0
Totals	73	3,393	46.5	38.6	63	21	9	0

Playoffs

1/15/12 vs. Hou.	9	444	49.3	44.4	64	1	2	0
1/22/12 @ NE	4	175	43.8	42.0	51	1	0	0
Totals	13	619	47.6	43.7	64	2	2	0

2009

GAME-BY-GAME PUNTING

RAVENS

Date/Opp.	No.	Yards	Avg.	TB	In 20	LG	Net	BLK
9/13 vs. KC	2	87	43.5	0	1	56	29.0	1
9/20 @ SD	4	166	41.5	0	3	44	41.5	0
9/27 vs. Cle.	4	176	44.0	0	2	48	37.5	0
10/4 @ NE	3	139	46.3	0	2	57	42.0	0
10/11 vs. Cin.	6	272	45.3	1	2	60	37.7	0
10/18 @ Min.	7	342	48.9	2	0	54	38.1	0
11/1 vs. Den.	4	177	44.3	1	0	51	38.0	0
11/8 @ Cin.	5	249	49.8	1	2	57	40.8	0
11/16 @ Cle.	7	293	41.9	0	4	56	39.3	0
11/22 vs. Ind.	2	86	43.0	0	0	47	42.0	0
11/29 vs. Pit.	6	252	42.0	0	1	51	37.2	0
12/7 @ GB	5	235	47.0	0	1	53	45.4	0
12/13 vs. Det.	2	81	40.5	0	2	43	40.5	0
12/20 vs. Chi.	7	275	39.3	0	3	56	28.4	0
12/27 @ Pit.	4	146	36.5	0	2	52	32.3	0
1/3/10 @ Oak.	5	212	42.4	0	1	50	41.0	0
Totals	73	3,188	43.7	5	26	60	37.9	1

Playoffs

1/10/10 @ NE	4	136	34.0	0	2	46	27.0	0
1/16/10 @ Ind.	5	238	47.6	0	1	59	41.8	0
Totals	9	374	41.6	0	3	59	35.2	0



4 SAM KOCH

COMMUNITY: Supports the Ravens' charitable initiatives, including participation in two events at the Helping Up Mission, a center for homeless men...Joined teammates and outfitted the men in suit apparel at a joint event with Jos. A. Bank (Dec. 2011) and served Thanksgiving dinner to the men in need in Nov. 2011...Took part in the team's Play 60 clinic at Sandymount Elem. (Sept. 2011) and the annual Countdown to Kickoff BBQ (2010)...In April 2010, led youth through football drills in the Play 60 Zone at the White House's annual Easter Egg Roll...Also participates in teammates' community events, including a free screening of Disney's The Princess and the Frog (hosted by former teammate Matt Katula for Baltimore-

area families), the Special Olympics Holiday Party (hosted by Joe Flacco and former teammate Adam Terry) and an ESPN Zone holiday party (financed by former teammates Dominique Foxworth, Jared Gaither and Tom Zbikowski) all in Dec. 2009...Koch earned the Ravens Roost No. 7's annual Extra Effort Award for his on-field performance in 2008 and accepted the award at the annual banquet in Hagerstown, MD in April 2009...Has also taken part in A Purple Evening, the annual women's event at M&T Bank Stadium, Ed Reed's annual Thanksgiving distribution at the SEED School of Maryland and Haloti Ngata's Family Foundation Luau.

2007

GAME-BY-GAME PUNTING RAVENS

Date/Opp.	No.	Yards	Avg.	TB	In 20	LG	Net	BLK
9/10 @ Cin.	5	223	44.6	1	2	51	38.8	0
9/16 vs. NYJ	6	285	47.5	2	1	62	39.8	0
9/23 vs. Ari.	3	94	31.3	0	2	57	27.0	0
9/30 @ Cle.	0	0	0.0	0	0	0	0.0	0
10/7 @ SF	7	291	41.6	1	3	47	34.6	0
10/14 vs. STL	5	254	50.8	1	1	64	42.4	0
10/21 @ Buf.	6	305	50.8	2	2	61	34.7	0
11/5 @ Pit.	10	436	43.6	0	0	55	37.7	0
11/11 vs. Cin.	3	110	36.7	0	2	52	30.3	0
11/18 vs. Cle.	4	194	48.5	0	0	57	33.3	0
11/25 @ SD	6	222	37.0	0	1	45	34.2	0
12/3 vs. NE	5	191	38.2	0	1	46	38.0	0
12/9 vs. Ind.	1	35	35.0	0	0	35	17.5	1
12/16 @ Mia.	4	200	50.0	1	0	62	37.3	0
12/23 @ Sea.	9	369	41.0	1	3	47	33.8	0
12/30 vs. Pit.	4	188	47.0	0	2	56	45.5	0
Totals	78	3,397	43.6	9	20	64	36.0	1

2006

GAME-BY-GAME PUNTING RAVENS

Date/Opp.	No.	Yards	Avg.	TB	In 20	LG	Net	BLK
9/10 @ TB	6	282	47.0	1	0	56	35.8	0
9/17 vs. Oak.	7	303	43.3	0	3	60	37.7	0
9/24 @ Cle.	6	235	39.2	0	3	53	36.8	0
10/1 vs. SD	7	336	48.0	0	2	56	41.0	0
10/9 @ Den.	6	253	42.2	0	1	55	31.3	0
10/15 vs. Car.	5	216	43.2	0	2	58	41.6	0
10/29 @ NO	6	259	43.2	0	2	54	40.8	0
11/5 vs. Cin.	4	182	45.5	0	2	52	38.8	0
11/12 @ Ten.	5	194	38.8	0	2	47	39.2	0
11/19 vs. Atl.	4	146	36.5	0	1	41	25.0	0
11/26 vs. Pit.	6	259	43.2	0	2	55	37.8	0
11/30 @ Cin.	7	330	47.1	1	1	61	37.0	0
12/10 @ KC	4	162	40.5	0	3	51	39.0	0
12/17 vs. Cle.	5	201	40.2	0	1	49	38.6	0
12/24 @ Pit.	4	184	46.0	1	2	55	41.0	0
12/31 vs. Buf.	4	153	38.3	0	3	54	38.3	0
Totals	86	3,695	43.0	3	30	61	37.6	0
Playoffs								
1/13/07 vs. Ind.	5	190	38.0	1	1	47	27.4	0
Totals	5	190	38.0	1	1	47	27.4	0

SOARING WITH SAM

P Sam Koch, a 2010 Pro Bowl alternate, owns a 44.6 career gross average and 38.7 career net average, both marks that rank first in Ravens history. In 2012, Koch posted a career-high and Ravens franchise record 47.1-yard gross average and a 40.8-yard net average, shattering his previous career bests.

CAREER GROSS PUNTING AVG. (Ravens History)

Rk.	Player	Avg.
1.	Sam Koch.....	44.6
2.	Greg Montgomery.....	43.2
3.	Dave Zastudil.....	41.6

CAREER NET PUNTING AVG. (Ravens History)

Rk.	Player	Avg.
1.	Sam Koch.....	38.7
2.	Greg Montgomery.....	37.2
3.	Kyle Richardson.....	35.4



4 SAM KOCH

REGULAR SEASON

Year	Team	GP	GS	No.	Yards	Avg.	Net Avg.	LG	In 20	TB	BLK
2006	Baltimore	16	0	86	3,695	43.0	37.6	61	30	3	0
2007	Baltimore	16	0	78	3,397	43.6	36.0	64	20	9	1
2008	Baltimore	16	0	84	3,777	45.0	39.9	74	34	9	0
2009	Baltimore	16	0	73	3,188	43.7	37.9	60	26	5	1
2010	Baltimore	16	0	81	3,530	43.6	39.2	60	39	4	0
2011	Baltimore	16	0	73	3,393	46.5	38.6	63	21	9	0
2012	Baltimore	16	0	83	3,911	47.1	40.8	60	28	7	0
Totals		112	0	558	24,891	44.6	38.7	74	198	46	2

SPECIAL TEAMS TACKLES (10): 2006 (2); 2007 (1); 2008 (3); 2009 (0); 2010 (1); 2011 (1); 2012 (2)

CAREER SINGLE-GAME HIGHS (REGULAR SEASON)

Punts: 10 (11/5/07 at Pit.)
Longest: 74 (11/9/08 at Hou.)
Inside 20: 5 2 times (last: 12/13/10 at Hou.)
Net Avg.: 55.7, 3-177 (10/19/08 at Mia.)
Gross Avg.: 59.0, 3-177 (10/19/08 at Mia.)

Additional Statistics: Scored his first-career TD, scrambling for a 7-yard run on a fake FGA vs. Oak. (11/11/12); Rushed 10 yards for a first down at Cin. (12/30/12); Scored a 2-point conversion on a fake PAT vs. Pit. (9/11/11); Has a pass completion for 13 yards off a fake punt (11/7/10 vs. Mia.)

POSTSEASON

Year	Team	GP	GS	No.	Yards	Avg.	Net Avg.	LG	In 20	TB	BLK
2006	Baltimore	1	0	5	190	38.0	27.4	47	1	1	0
2008	Baltimore	3	0	20	845	42.3	38.1	52	7	2	0
2009	Baltimore	2	0	9	374	41.6	35.2	59	3	0	0
2010	Baltimore	2	0	6	277	46.2	39.2	61	4	1	0
2011	Baltimore	2	0	13	619	47.6	43.7	64	2	2	0
2012	Baltimore	4	0	22	1,013	46.0	34.3	60	8	4	0
Totals		14	0	75	3,318	44.2	37.0	64	25	10	0

PINNING 'EM DEEP

P Sam Koch is the Ravens' all-time leader in punts inside the 20 (198 entering 2013). In 2010, he posted a career-high 39 boots inside the 20, which were the NFL's second most and tied for sixth best all time in league history.

PUNTS INSIDE THE 20 (Ravens History)

Rk.	Player	In 20
1.	Sam Koch	198
2.	Kyle Richardson	128
3.	Dave Zastudil	89

PUNTS INSIDE THE 20 (2010 NFL Season)

Rk.	Player	In 20
1.	Steve Weatherford. . . .	42
2.	Sam Koch	39
3.	Andy Lee	34

Koch Quick Hits:

- In 2012, Koch placed 28 boots inside the 20 (tying for 13th in the NFL) and owned a 47.1-yard gross average (ranking 11th).
- In 2010, Koch (39) tied (Kyle Richardson, 1999) for the most single-season punts inside the 20 in Ravens history.

Career Day for Koch:

- In the 2012 Week 10 win over Oakland, P Sam Koch scored his first-career touchdown on a fake FG in the third quarter. Koch scampered 7 yards for the score.
- Additionally, Koch launched 4 punts for 210 yards to produce a 52.5-yard gross and net average. Both averages rank as the best single-game marks in team history (min. 4 punts), while the net also was the NFL's sixth-best average in a game in 2012.



BALTIMORE
RAVENS

41

ANTHONY LEVINE
DEFENSIVE BACK | 5-11 | 203

COLLEGE: Tennessee State **HS:** RJ Reynolds (Winston-Salem, NC)
BORN: 3/27/87, Abbeville, LA
EXP. (NFL/RAVENS): 2/2 **GP/GS (PLAYOFFS):** 2/0 (0/0)

TRANSACTIONS

Anthony Levine was signed to the Ravens' active roster from their practice squad on 11/17/12...Signed to the Ravens' practice squad as a free agent on 9/3/12...Waived by Green Bay on 8/31/12...Originally signed with the Packers as a rookie free agent on 5/3/10

CAREER

- Saw action in his first-career NFL game in the Ravens' 13-10 victory at Pit. (11/18/12)



2012: (with Baltimore – 2/0, 0/0) Saw action in his first-career NFL games (played in two contests) and produced a solo special teams tackle, before being placed on Injured Reserve (shoulder) on 11/26

- Saw action on special teams and posted his first-career ST tackle in the 16-13 overtime victory in **game 11 at SD (11/25)**
- Saw action in his first-career NFL game (on special teams) in the 13-10 victory in **game 10 at Pit. (11/18)**
- Signed to the Ravens' active roster from their practice squad on 11/17...Originally signed to the Ravens' practice squad on 9/3

2010-11: (with Green Bay – 0/0, 0/0) Spent the majority of the 2010 and 2011 seasons on the Packers' practice squad...Originally signed by Green Bay as a rookie free agent on 5/3/10

COLLEGE: Appeared in 40 games, including 24 starts, during his four-year career at Tennessee State...Posted 129 tackles (80 solo), 5 INTs (99 return yards), 7 PD and 1 FR...Also had 4 PRs (12 yards) and 1 reception (9 yards)...Appeared in all

11 games as a senior in 2009, earning second-team All-Ohio Valley Conference honors...Recorded 48 tackles (32 solo), 3 TFL, 2 INTs (70 return yards) and 1 PD...Added 4 PRs for 12 yards...Played in 12 games, starting eight, in 2008, registering 34 tackles (20 solo), 3 INTs (29 return yards) 2 PD and 3 TFL...Played in 8 games (5 starts) in 2007, posting 21 tackles (16 solo) and 1 PD...Had 3 tackles (2 solo) and also had 1 reception for 9 yards (the only one of his career) against Florida A&M...Appeared in nine games in 2006, posting 26 tackles (12 solo), 3 PD and 1 FR...Was also on TSU's track team as a junior...Majored in psychology.

HIGH SCHOOL, PERSONAL: Prepped at RJ Reynolds (Winston-Salem, NC) HS, where he participated in football and track... As a senior in 2005, was named to the North Carolina High School All-Star West Team as a LB...Also selected as an All-State KR/PR and an All-Conference WR...Also a member of his high school's championship track team, where he ran the 100 and 200 meters, as well as the 4x100 and 4x200.

REGULAR SEASON

Year	Team	GP	GS	TACKLES			SACKS		INTERCEPTIONS					FUMBLES			
				TT	Solo	Asst.	No.	Yards	No.	Yards	LG	TD	PD	FF	FR	Yards	
2012	Baltimore	2	0	0	0	0	0.0	0.0	0	0	0	0	0	0	0	0	0
Totals		2	0	0	0	0	0.0	0.0	0	0	0	0	0	0	0	0	0

SPECIAL TEAMS TACKLES (1): 2012 (1)

CAREER SINGLE-GAME HIGHS (REGULAR SEASON)

Total Tackles: None
Sacks: None
Forced Fumbles: None
Passes Defensed: None
Solo Tackles: None
Interceptions: None
Fumble Recoveries: None

POSTSEASON

Year	Team	GP	GS	TACKLES			SACKS		INTERCEPTIONS					FUMBLES			
				TT	Solo	Asst.	No.	Yards	No.	Yards	LG	TD	PD	FF	FR	Yards	
2012	Baltimore	--	--	INJURED RESERVE - SHOULDER			--	--	--	--	--	--	--	--	--	--	--
Totals		0	0	0	0	0	0.0	0.0	0	0	0	0	0	0	0	0	0



BALTIMORE
RAVENS

53

JAMEEL McCLAIN
INSIDE LINEBACKER | 6-1 | 245

COLLEGE: Syracuse HS: George Washington (Philadelphia, PA)
BORN: 7/25/85, Philadelphia, PA
EXP. (NFL/RAVENS): 6/6 GP/GS (PLAYOFFS): 77/45 (9/3)

TRANSACTIONS

Jameel McClain re-signed with the Ravens (three-year contract) on 3/23/12...Originally signed with the Ravens as a rookie free agent on 5/9/08.

CAREER

- Has 288 tackles (187 solo), 4.5 sacks, 1 INT, 10 PD and 3 FRs (1 returned for a TD)
- Established a franchise record with 2 safeties in a season (sack of then-Oakland QB JaMarcus Russell and a blocked punt) as a rookie in 2008
- Established a career high with 10 tackles (7 solo) in the 55-20 victory vs. Oak. (11/11/12)
- Recorded his first-career INT in the 30-27 victory vs. Ari. (10/30/11)
- Scored his first-career TD on a 6-yard FR 10/2/11 vs. NYJ
- Posted a career-high 91 tackles in his first year as a full-time starter in 2010
- Recorded a career-high 33 special teams tackles in 2009
- Was the only rookie free agent to make the Ravens' 53-man roster in 2008



2012: (13/13, 0/0) Started the first 13 games and finished third on the team with 79 tackles (57 solo) and 3 PD despite missing the final three games of the regular season (and all of the postseason) when he was placed on Injured Reserve (neck) on 12/22

- Was a game-day inactive in **game 14 vs. Den. (12/16)**, missing the first game of his career, snapping a 77-consecutive games played streak
- Tied for the team lead with 8 tackles (4 solo) despite leaving the game in the third quarter with spinal cord contusion in **game 13 at Was. (12/9)**
- Finished second on the team with 7 tackles (6 solo) for a defense that held the Chargers to 20% on third down (3-of-15) in the 16-13 overtime victory in **game 11 at SD (11/25)**
- Recorded a career-high 10 tackles (7 solo) in the 55-20 victory in **game 9 vs. Oak. (11/11)**
- Produced 5 tackles (4 solo) for a defense that held the Browns to 20% on third down (3-of-15) in the 23-16 victory in **game 4 vs. Cle. (9/27)**...Also collected a FR on special teams against the Browns

2011: (16/16, 2/1) Finished second on the team with 81 tackles for the NFL's third-ranked defense (288.9 ypg)...Also produced 1 sack, 1 INT and posted career highs with 5 PD and 2 FRs, one of which he returned for his first-career TD (10/2 vs. NYJ)

- Tied for the team lead (Bernard Pollard) with 8 tackles for a defense that recorded a franchise-record-tying 9 sacks in **game 11 vs. SF (11/24)**

- Led the team with 9 tackles, including a career-high 8 solo, for a defense that forced 3 turnovers in the 31-24 victory in **game 10 vs. Cin. (11/20)**

- Posted 1 tackle and 1 PD, and on the Jets' first play from scrimmage returned a fumble 6 yards for his first-career TD (part of an NFL-record-tying 3 defensive TDs) in **game 4 vs. NYJ (10/2)**

- Started and posted 1 tackle for a defense that recorded a franchise-record 7 turnovers (4 FRs and 3 INTs) in the 35-7 victory in the **season opener vs. Pit. (9/11)**...Also led the team with 2 special teams stops against the Steelers

- Totaled 3 tackles, despite being slowed by a knee injury, for a team that forced 7 turnovers in two playoff games

2010: (16/15, 2/2) Finished third on the team with a career-high 91 tackles, 2 PD, 1 FR and 1 sack (-3 yards)...Also posted 6 special teams stops

- Led the team with 7 tackles and his first-career FR (that led to a Ravens' TD three plays later) in the 20-10 victory in **game 15 at Cle. (12/26)**...Also posted 2 special teams stops against the Browns

- Contributed 9 tackles in the 17-10 win in **game 11 vs. TB (11/28)**

- Led the team with 9 tackles, including 5 solo, in the 24-17 victory in **game 3 vs. Cle. (9/26)**

- Started and tied for the team lead with 6 tackles (4 solo) as part of a defense that held the Jets to 176 total yards and 1-of-11 (9%) on third down in **game 1 at NYJ (9/13)**

- Started both playoff games and recorded 9 tackles for a defense that forced 7 turnovers in the postseason

53 JAMEEL McCLAIN

- Started (first-career postseason start) and led the team with a postseason career-high 6 tackles for a defense that held the Chiefs to 161 total yards and forced 5 turnovers in the 30-7 win in the **Wild Card Game at KC (1/9/11)**

2009: (16/1, 2/0) Finished with 29 tackles from scrimmage for a squad that ranked second in the AFC and third in the NFL in overall defense...Also finished second on the team with a career-high 33 tackles and a FF on special teams

- Subbed and collected a then-career-high 9 tackles (6 solo) from scrimmage for a defense that forced 2 turnovers and held the Lions out of the end zone in the 48-3 victory in **game 13 vs. Det. (12/13)**...Also netted 2 special teams tackles against the Lions
- Started his first-career game and netted 5 tackles for a defense that forced 3 turnovers in **game 10 vs. Ind. (11/22)**... Also posted a special teams stop against the Colts
- Saw action from scrimmage (no tackles) and tied a career high with 4 special teams stops in the 30-7 victory in **game 7 vs. Den. (11/1)**
- Tied a career high with 4 special teams tackles (all solo) and posted 3 tackles from scrimmage for a defense that held the Browns to 186 total yards and forced 4 turnovers in the 34-3 victory in **game 3 vs. Cle. (9/27)**
- Saw action in both playoff games from scrimmage and on special teams

2008: (16/0, 3/0) Was the only rookie free agent to make the Ravens' opening-day roster...McClain established a new franchise record with 2 safeties (sack of then-Oakland QB JaMarcus Russell and a blocked punt) in a season...He finished third on the team with 17 special teams tackles... Also netted 8 solo tackles from scrimmage and 2.5 sacks (-26.5 yards) as part of the NFL's second-ranked defense

- Recorded a then-career-high 3 solo tackles from scrimmage in the 27-7 victory in **game 16 vs. Jax. (12/28)**
- Recorded 2 special teams tackles and blocked a punt, scoring a safety (which set a Ravens' franchise record with his second safety of the season) in the 36-7 win in **game 11 vs. Phi. (11/23)**
- Saw his first-career action from scrimmage in **game 7 vs. Oak. (10/26)** and had a monster game, posting 2 solo tackles and his first-career sack (-10 yards), which produced the Ravens' first safety since 2006...Also led the Ravens with a career-high 4 special teams tackles in the 29-10 victory
- Played in all three postseason games, posting 1 tackle from scrimmage and 3 special teams stops

COLLEGE: Totaled 170 tackles (82 solo), 21.5 TFL, 11.5 sacks, 3 FRs, 1 FF and 1 INT in his four-year career at Syracuse... Was one of nine players to start all 12 games as a senior and posted a career-high 77 tackles (39 solo), 1 sack, 1 FR and a blocked FGA...Named second-team All-Big East as a

junior, finishing second in the conference and 18th nationally with a career-high 9.5 sacks...Was a semifinalist for the Ted Hendricks Award, given to the nation's best defensive lineman...Started every game as a junior, posting 69 tackles, including 39 solo, 14.5 TFL, 1 FF and 1 FR...His 14.5 TFL ranked sixth on the SU single-season list...Saw action in 10 games, primarily on special teams as a sophomore, netting 20 tackles and a sack...Played in 11 games as a freshman and had 11 tackles and a FR...Was a dual major in communications/rhetorical studies and sociology.

HIGH SCHOOL, PERSONAL: Prepped at George Washington (Philadelphia, PA) HS, where he posted 230 tackles, 22 sacks, 8 FFs and 13 FRs in his career...Posted 111 tackles, 3 sacks, 4 FFs, and had 5 FRs as a captain in his senior season...Earned All-Conference, All-Area, All-Northeast, All-State honors and was his team's defensive MVP as a senior...Was a grade school boxer, training in the city's gyms and competing in Golden Gloves tournaments around the area...He compiled a 6-1 record...His one loss was by decision...Jameel's first pair of boxing trunks were given to him by Smokin' Joe Frazier.

COMMUNITY: Since arriving in Baltimore, McClain has forged a strong relationship with the Salvation Army Baltimore Area Command...McClain, who spent a period of his lifetime living out of a Salvation Army shelter, makes a conscious effort to give back to the organization...Annually, McClain hosts 53 Families, a Thanksgiving food drive, and kicks off the annual Red Kettle Campaign as its spokesperson... Promotes the Ravens' Play 60 initiatives by hosting kickoff assemblies at local schools, including Oakland Mills Middle (2011), Garrison Forest School (2010) and Manchester Elementary (2010)...Guest reader for children at the Festival of Trees, an annual fundraiser for the Kennedy Krieger Institute...In 2012, McClain was featured in a public service announcement promoting the Ravens' joint efforts with MedStar Sports Medicine to address concussion awareness and prevention...Implemented the Kicks for Kids Challenge to help battle the problem of chronic absenteeism in schools... In the program's first year, students at Matthew A. Henson Elementary were challenged to a month-long competition for the best attendance record...Winners received a personal shoe shopping trip with McClain...In 2012, joined teammate Courtney Upshaw and Toys for Tots to host a shopping spree for children at a local Toys R Us...Held his inaugural coat drive event, benefitting 300 children of Boys and Girls clubs...The children received a new coat, hat, gloves and scarves...In 2012, supported numerous teammates events, including Vonta Leach's celebrity billiard tournament to help raise funds for breast cancer research, Ed Reed's annual Thanksgiving distribution at the SEED School of Maryland, and James Ihedigbo's celebrity dinner benefitting HOPE Africa...Annually supports the Ravens' community initiatives, including Holiday Helpers and A Purple Evening, the annual women's event (2009-12).

53 JAMEEL McCLAIN

2012

GAME-BY-GAME DEFENSE

RAVENS

Date/Opp.	TT	Solo	Asst.	Sacks	INT	PD	FF	FR
9/10 vs. Cin.	2	1	1	0-0	0-0	1	0	0
9/16 @ Phi.	5	5	0	0-0	0-0	0	0	0
9/23 vs. NE	2	0	2	0-0	0-0	0	0	0
9/27 vs. Cle.	5	4	1	0-0	0-0	0	0	0
10/7 @ KC	7	7	0	0-0	0-0	0	0	0
10/14 vs. Dal.	8	7	1	0-0	0-0	0	0	0
10/21 @ Hou.	4	3	1	0-0	0-0	1	0	0
11/4 @ Cle.	7	3	4	0-0	0-0	1	0	0
11/11 vs. Oak.	10	7	3	0-0	0-0	0	0	0
11/18 @ Pit.	9	6	3	0-0	0-0	0	0	0
11/25 @ SD	7	6	1	0-0	0-0	0	0	0
12/2 vs. Pit.	5	4	1	0-0	0-0	0	0	0
12/9 @ Was.	8	4	4	0-0	0-0	0	0	0
12/16 vs. Den.				INACTIVE - NECK				
12/23 vs. NYG				INJURED RESERVE - NECK				
12/30 @ Cin.				INJURED RESERVE - NECK				
Totals	79	57	22	0-0	0-0	3	0	0

Playoffs

1/6/13 vs. Ind.				INJURED RESERVE - NECK				
1/12/13 @ Den.				INJURED RESERVE - NECK				
1/20/13 @ NE				INJURED RESERVE - NECK				
2/3/13 @ SF				INJURED RESERVE - NECK				
Totals	0	0	0	0-0	0-0	0	0	0

2010

GAME-BY-GAME DEFENSE

RAVENS

Date/Opp.	TT	Solo	Asst.	Sacks	INT	PD	FF	FR
9/13 @ NYJ	6	4	2	0-0	0-0	0	0	0
9/19 @ Cin.	3	2	1	0-0	0-0	0	0	0
9/26 vs. Cle.	9	5	4	0-0	0-0	0	0	0
10/3 @ Pit.	7	4	3	0-0	0-0	1	0	0
10/10 vs. Den.	5	3	2	0-0	0-0	0	0	0
10/17 @ NE	5	4	1	0-0	0-0	0	0	0
10/24 vs. Buf.	4	3	1	0-0	0-0	0	0	0
11/7 vs. Mia.	3	3	0	0-0	0-0	0	0	0
11/11 @ Atl.	5	2	3	0-0	0-0	0	0	0
11/21 @ Car.	7	3	4	1-3	0-0	0	0	0
11/28 vs. TB	9	5	4	0-0	0-0	0	0	0
12/5 vs. Pit.	3	1	2	0-0	0-0	0	0	0
12/13 @ Hou.	6	5	1	0-0	0-0	0	0	0
12/19 vs. NO	4	3	1	0-0	0-0	1	0	0
12/26 @ Cle.	7	5	2	0-0	0-0	0	0	1
1/2/11 vs. Cin.	8	6	2	0-0	0-0	0	0	0
Totals	91	58	33	1-3	0-0	2	0	1

Playoffs

1/9/11 @ KC	6	4	2	0-0	0-0	0	0	0
1/15/11 @ Pit.	3	0	3	0-0	0-0	0	0	0
Totals	9	4	5	0-0	0-0	0	0	0

2008

GAME-BY-GAME DEFENSE

RAVENS

Date/Opp.	TT	Solo	Asst.	INT	FF	FR	Sacks	PD
9/7 vs. Cin.				SAW ACTION ON SPECIAL TEAMS				
9/21 vs. Cle.				SAW ACTION ON SPECIAL TEAMS				
9/29 @ Pit.				SAW ACTION ON SPECIAL TEAMS				
10/5 vs. Ten.				SAW ACTION ON SPECIAL TEAMS				
10/12 @ Ind.				SAW ACTION ON SPECIAL TEAMS				
10/19 @ Mia.				SAW ACTION ON SPECIAL TEAMS				
10/26 vs. Oak.	2	2	0	0-0	0	0	1-10	0
11/2 @ Cle.	0	0	0	0-0	0	0	0-0	0
11/9 @ Hou.	1	1	0	0-0	0	0	0.5-4.5	0
11/16 @ NYG				SAW ACTION ON SPECIAL TEAMS				
11/23 vs. Phi.	0	0	0	0-0	0	0	0-0	0
11/30 @ Cin.	0	0	0	0-0	0	0	0-0	0
12/7 vs. Was.	0	0	0	0-0	0	0	0-0	0
12/14 vs. Pit.				SAW ACTION ON SPECIAL TEAMS				
12/20 @ Dal.	2	2	0	0-0	0	0	1-12	0
12/28 vs. Jax.	3	3	0	0-0	0	0	0-0	0
Totals	8	8	0	0-0	0	0	2.5-26.5	0

Playoffs

1/4/09 @ Mia.	0	0	0	0-0	0	0	0-0	0
1/10/09 @ Ten.	1	1	0	0-0	0	0	0-0	0
1/18/09 @ Pit.				SAW ACTION ON SPECIAL TEAMS				
Totals	1	1	0	0-0	0	0	0-0	0

2011

GAME-BY-GAME DEFENSE

RAVENS

Date/Opp.	TT	Solo	Asst.	Sacks	INT	PD	FF	FR
9/11 vs. Pit.	1	0	1	0-0	0-0	0	0	0
9/18 @ Ten.	2	1	1	0-0	0-0	0	0	0
9/25 @ STL	5	5	0	1-4	0-0	0	0	0
10/2 vs. NYJ	1	0	1	0-0	0-0	1	0	*1
10/16 vs. Hou.	1	1	0	0-0	0-0	0	0	0
10/24 @ Jax.	7	4	3	0-0	0-0	0	0	1
10/30 vs. Ari.	5	3	2	0-0	1-8	1	0	0
11/6 @ Pit.	4	3	1	0-0	0-0	1	0	0
11/13 @ Sea.	9	3	6	0-0	0-0	0	0	0
11/20 vs. Cin.	9	8	1	0-0	0-0	0	0	0
11/24 vs. SF	8	3	5	0-0	0-0	0	0	0
12/4 @ Cle.	7	5	2	0-0	0-0	0	0	0
12/11 vs. Ind.	8	6	2	0-0	0-0	1	0	0
12/18 @ SD	6	3	3	0-0	0-0	0	0	0
12/24 vs. Cle.	1	1	0	0-0	0-0	1	0	0
1/1/12 @ Cin.	7	1	6	0-0	0-0	0	0	0
Totals	81	47	34	1-4	1-8	5	0	2

*6-yard TD

Playoffs

1/15/12 vs. Hou.	2	2	0	0-0	0-0	0	0	0
1/22/12 @ NE	1	0	1	0-0	0-0	0	0	0
Totals	3	2	1	0-0	0-0	0	0	0

2009

GAME-BY-GAME DEFENSE

RAVENS

Date/Opp.	TT	Solo	Asst.	INT	FF	FR	Sacks	PD
9/13 vs. KC	2	2	0	0-0	0	0	0-0	0
9/20 @ SD	1	1	0	0-0	0	0	0-0	0
9/27 vs. Cle.	3	2	1	0-0	0	0	0-0	0
10/4 @ NE	0	0	0	0-0	0	0	0-0	0
10/11 vs. Cin.	1	0	1	0-0	0	0	0-0	0
10/18 @ Min.	2	1	1	0-0	0	0	0-0	0
11/1 vs. Den.	0	0	0	0-0	0	0	0-0	0
11/8 @ Cin.	1	1	0	0-0	0	0	0-0	0
11/16 @ Cle.	2	1	1	0-0	0	0	0-0	0
11/22 vs. Ind.	5	1	4	0-0	0	0	0-0	0
11/29 vs. Pit.	0	0	0	0-0	0	0	0-0	0
12/7 @ GB	0	0	0	0-0	0	0	0-0	0
12/13 vs. Det.	9	6	3	0-0	0	0	0-0	0
12/20 vs. Chi.	1	0	1	0-0	0	0	0-0	0
12/27 @ Pit.	0	0	0	0-0	0	0	0-0	0
1/3/10 @ Oak.	2	2	0	0-0	0	0	0-0	0
Totals	29	17	12	0-0	0	0	0-0	0

Playoffs

1/10/10 @ NE	0	0	0	0-0	0	0	0-0	0
1/16/10 @ Ind.	0	0	0	0-0	0	0	0-0	0
Totals	0	0	0	0-0	0	0	0-0	0



53 JAMEEL McCLAIN

REGULAR SEASON

Year	Team	GP	GS	TACKLES			SACKS		INTERCEPTIONS					FUMBLES			
				TT	Solo	Asst.	No.	Yards	No.	Yards	LG	TD	PD	FF	FR	Yards	
2008	Baltimore	16	0	8	8	0	2.5	26.5	0	0	0	0	0	0	0	0	0
2009	Baltimore	16	1	29	17	12	0.0	0.0	0	0	0	0	0	0	0	0	0
2010	Baltimore	16	15	91	58	33	1.0	3.0	0	0	0	0	2	0	1	9	
2011	Baltimore	16	16	81	47	34	1.0	4.0	1	8	8	0	5	0	2	6	
2012	Baltimore	13	13	79	57	22	0.0	0.0	0	0	0	0	3	0	0	0	
Totals		77	45	288	187	101	4.5	33.5	1	8	8	0	10	0	3	15	

SPECIAL TEAMS TACKLES (58): 2008 (17); 2009 (33); 2010 (6); 2011 (2)

CAREER SINGLE-GAME HIGHS (REGULAR SEASON)

Total Tackles: 10 (11/11/12 vs. Oak.)
Sacks: 1 4 times (last: 9/25/11 at STL)
Forced Fumbles: None
Passes Defensed: 1 10 times (last: 11/4/12 at Cle.)

Solo Tackles: 8 (11/20/11 vs. Cin.)
INTs: 1 (10/30/11 vs. Ari.)
Fumble Recoveries: 1 3 times (last: 10/24/11 at Jax.)

Additional Statistics: Has 2 safeties – sack in the end zone (vs. Oak. 10/26/08) and a blocked punt for a safety (vs. Phi 11/23/08); Scored his first-career TD on a 6-yard FR 10/2/11 vs. NYJ

POSTSEASON

Year	Team	GP	GS	TACKLES			SACKS		INTERCEPTIONS					FUMBLES			
				TT	Solo	Asst.	No.	Yards	No.	Yards	LG	TD	PD	FF	FR	Yards	
2008	Baltimore	3	0	1	1	0	0.0	0.0	0	0	0	0	0	0	0	0	0
2009	Baltimore	2	0	0	0	0	0.0	0.0	0	0	0	0	0	0	0	0	0
2010	Baltimore	2	2	9	4	5	0.0	0.0	0	0	0	0	0	0	0	0	0
2011	Baltimore	2	1	3	2	1	0.0	0.0	0	0	0	0	0	0	0	0	0
2012	Baltimore	--	--	INJURED RESERVE - NECK			--	--	--	--	--	--	--	--	--	--	--
Totals		9	3	13	7	6	0.0	0.0	0	0	0	0	0	0	0	0	





BALTIMORE
RAVENS

50

ALBERT McCLELLAN
LINEBACKER | 6-2 | 245

COLLEGE: Marshall HS: Kathleen (Lakeland, FL)

BORN: 6/4/86, Lakeland, FL

EXP. (NFL/RAVENS): 3/3 GP/GS (PLAYOFFS): 30/13 (6/0)

TRANSACTIONS

Albert McClellan signed with the Ravens as a rookie free agent on 5/6/10.

CAREER

- Has 49 tackles (34 solo), 1 sack (-11 yards), 2 PD and 2 FRs
- Recorded his first-career NFL sack vs. Den. (12/16/12)
- Posted a career-high 8 tackles vs. Cle. (9/27/12)
- Started his first-career game vs. SF (11/24/11)
- Recorded his first-career tackle from scrimmage in the 23-20 victory at Pit. (11/6/11)
- Produced a career-high 2 solo special teams tackles at Sea. (11/13/11), vs. Ari. (10/30/11) and at Jax. (10/24/11)
- Saw action in his first-career NFL game vs. Pit. (9/11/11)



2012: (14/12, 4/0) Posted career highs in every category, producing 42 tackles (29 solo), 1 sack, 2 PD and 2 FRs...Also netted 7 solo tackles and 1 FF on special teams

- Started and recorded 4 tackles, including his first-career NFL sack (-11 yards), and had 2 special teams stops and a FF in **game 14 vs. Den. (12/16)**
- Led the team with a career-high 8 tackles for a defense that held the Browns to 20% on third down (3-of-15) in the 23-16 victory in **game 4 vs. Cle. (9/27)**
- Posted 2 special teams tackles and saw action from scrimmage for a defense that forced 10 turnovers in four playoff games

2011: (16/1, 2/0) Led the team with 12 special teams tackles... Also produced 7 tackles from scrimmage

- Started his first-career NFL game and produced 4 tackles for a defense that recorded a franchise-record-tying 9 sacks in **game 11 vs. SF (11/24)**
- Posted his first-career tackle from scrimmage for a defense that held the Steelers to 70 rushing yards in the 23-20 win in **game 8 at Pit. (11/6)**
- Posted his first-career special teams stop in **game 2 at Ten. (9/18)**
- Saw action in his first-career NFL game on special teams in the 35-7 victory in the **season opener vs. Pit. (9/11)**
- Played in both playoff games, totaling 2 special teams stops

2010: (PS) Spent the season on the Ravens' practice squad

COLLEGE: The three-time captain appeared in 48 games (42 starts) during his five-year career at Marshall...Totaled 230 tackles (99 solo), 39.5 TFL, 19.5 sacks, 11 PD, 7 FFs and 1 FR during that time...Earned second-team All-Conference USA status as a senior in 2009 along with being tabbed as

a preseason first-team All-CUSA selection...Started 12 of 13 games and notched 54 tackles (16 solo), 9 TFL, 3 sacks, 2 FFs and 2 PD in his final collegiate season...Had a career-high 15 tackles (3 solo), 3 TFL, 2 sacks, 1 FF and a blocked kick vs. Bowling Green...Was a first-team All-CUSA pick as a junior in 2008...Started all 12 games in which he played, totaling 59 tackles (18 solo), 4.5 TFL and 2.5 sacks while facing many double teams...Redshirted the 2007 season after suffering a preseason knee injury...Named CUSA Defensive MVP and was selected first-team All-CUSA by the media and coaches in his 2006 sophomore campaign...Finished fourth on the team with 77 tackles (41 solo)...Nationally, he ranked sixth in the NCAA in TFL (19) and seventh in sacks (11), both numbers that led his conference...His best performance of 2006 was at East Carolina, where he had 9 tackles (8 solo), a school-record 6.5 TFL, 3.5 sacks, 2 FFs and 1 PD...Played in 11 games with five starts as a freshman in 2005...He was selected to the *CollegeFootballNews.com* Freshman All-America and CUSA All-Freshman teams...Completed the season with 40 tackles (24 solo), 7 TFL, 3 sacks, 1 FR and 2 PD...Majored in business management at Marshall.

HIGH SCHOOL, PERSONAL: Was a Florida Class 3A first-team All-State pick at Kathleen (FL) HS, the same high school attended by longtime Ravens LB Ray Lewis...As a senior, McClellan had 65 tackles and 12 sacks...Also played basketball.

COMMUNITY: Supported the Ravens Hometown Huddle in Oct. 2012 by taking part in the first-ever Ravens TEAM Challenge at M&T Bank Stadium...McClellan joined teammates and Ravens cheerleaders to complete various tasks alongside students from Baltimore's Dogwood Elementary School...The NFL/United Way Hometown Huddle is a league-wide day of service designed to bring awareness and impact to the issue of youth health and fitness.

50 ALBERT McCLELLAN

2012

GAME-BY-GAME DEFENSE

RAVENS

Date/Opp.	TT	Solo	Asst.	Sacks	INT	PD	FF	FR
9/10 vs. Cin.	2	2	0	0-0	0-0	0	0	0
9/16 @ Phi.	6	5	1	0-0	0-0	1	0	1
9/23 vs. NE	1	1	0	0-0	0-0	0	0	0
9/27 vs. Cle.	8	5	3	0-0	0-0	0	0	0
10/7 @ KC	2	1	1	0-0	0-0	0	0	0
10/14 vs. Dal.	3	2	1	0-0	0-0	0	0	0
10/21 @ Hou.	1	0	1	0-0	0-0	0	0	0
11/4 @ Cle.	1	0	1	0-0	0-0	0	0	0
11/11 vs. Oak.	3	3	0	0-0	0-0	0	0	1
11/18 @ Pit.	1	1	0	0-0	0-0	1	0	0
11/25 @ SD	2	0	2	0-0	0-0	0	0	0
12/2 vs. Pit.	5	4	1	0-0	0-0	0	0	0
12/9 @ Was.	3	2	1	0-0	0-0	0	0	0
12/16 vs. Den.	4	3	1	1-11	0-0	0	0	0
12/23 vs. NYG				INACTIVE - THIGH/SHOULDER				
12/30 @ Cin.				ACTIVE, BUT DID NOT PLAY				
Totals	42	29	13	1-11	0-0	2	0	2

Playoffs

1/6/13 vs. Ind.	0	0	0	0-0	0-0	0	0	0
1/12/13 @ Den.	0	0	0	0-0	0-0	0	0	0
1/20/13 @ NE				SAW ACTION ON SPECIAL TEAMS				
2/3/13 @ SF	0	0	0	0-0	0-0	0	0	0
Totals	0	0	0	0-0	0-0	0	0	0

2011

GAME-BY-GAME DEFENSE

RAVENS

Date/Opp.	TT	Solo	Asst.	Sacks	INT	PD	FF	FR
9/11 vs. Pit.				SAW ACTION ON SPECIAL TEAMS				
9/18 @ Ten.				SAW ACTION ON SPECIAL TEAMS				
9/25 @ STL				SAW ACTION ON SPECIAL TEAMS				
10/2 vs. NYJ				SAW ACTION ON SPECIAL TEAMS				
10/16 vs. Hou.				SAW ACTION ON SPECIAL TEAMS				
10/24 @ Jax.				SAW ACTION ON SPECIAL TEAMS				
10/30 vs. Ari.				SAW ACTION ON SPECIAL TEAMS				
11/6 @ Pit.	1	1	0	0-0	0-0	0	0	0
11/13 @ Sea.	0	0	0	0-0	0-0	0	0	0
11/20 vs. Cin.				SAW ACTION ON SPECIAL TEAMS				
11/24 vs. SF	4	2	2	0-0	0-0	0	0	0
12/4 @ Cle.				SAW ACTION ON SPECIAL TEAMS				
12/11 vs. Ind.	0	0	0	0-0	0-0	0	0	0
12/18 @ SD	2	2	0	0-0	0-0	0	0	0
12/24 vs. Cle.	0	0	0	0-0	0-0	0	0	0
1/1/12 @ Cin.	0	0	0	0-0	0-0	0	0	0
Totals	7	5	2	0-0	0-0	0	0	0

Playoffs

1/15/12 vs. Hou.				SAW ACTION ON SPECIAL TEAMS				
1/22/12 @ NE				SAW ACTION ON SPECIAL TEAMS				
Totals	0	0	0	0-0	0-0	0	0	0

REGULAR SEASON

Year	Team	GP	GS	TACKLES			SACKS		INTERCEPTIONS					FUMBLES			
				TT	Solo	Asst.	No.	Yards	No.	Yards	LG	TD	PD	FF	FR	Yards	
2010	Baltimore	--	--	RAVENS PRACTICE SQUAD			--	--	--	--	--	--	--	--	--	--	--
2011	Baltimore	16	1	7	5	2	0.0	0.0	0	0	0	0	0	0	0	0	0
2012	Baltimore	14	12	42	29	13	1.0	11.0	0	0	0	0	2	0	2	0	
Totals		30	13	49	34	15	1.0	11.0	0	0	0	0	2	0	2	0	

SPECIAL TEAMS TACKLES (19): 2011 (12); 2012 (7)

CAREER SINGLE-GAME HIGHS (REGULAR SEASON)

Total Tackles:	8 (9/27/12 vs. Cle.)	Solo Tackles:	5 2 times (last: 9/27/12 vs. Cle.)
Sacks:	1 (12/16/12 vs. Den.)	INTs:	None
Forced Fumbles:	None	Fumble Recoveries:	1 2 times (last: 11/11/12 vs. Oak.)
Passes Defensed:	1 2 times (last: 11/18/12 at Pit.)		

POSTSEASON

Year	Team	GP	GS	TACKLES			SACKS		INTERCEPTIONS					FUMBLES			
				TT	Solo	Asst.	No.	Yards	No.	Yards	LG	TD	PD	FF	FR	Yards	
2010	Baltimore	--	--	RAVENS PRACTICE SQUAD			--	--	--	--	--	--	--	--	--	--	--
2011	Baltimore	2	0	0	0	0	0.0	0.0	0	0	0	0	0	0	0	0	0
2012	Baltimore	4	0	0	0	0	0.0	0.0	0	0	0	0	0	0	0	0	0
Totals		6	0	0	0	0	0.0	0.0	0	0	0	0	0	0	0	0	0


SHUTOUT CITY

Since 2000, Baltimore's "D" has registered the NFL's most shutouts, blanking opponents nine times. The Ravens' last shutout came on Nov. 16, 2009 in a 16-0 win at Cleveland on Monday Night Football.

NFL SHUTOUT LEADERS (Since 2000)

Rk.	Team	Shutouts
1.	Baltimore Ravens	9
2.	New England Patriots	8
	Pittsburgh Steelers	8
	Seattle Seahawks	8





BALTIMORE
RAVENS

78

BRYANT MCKINNIE

TACKLE | 6-8 | 352

COLLEGE: Miami HS: Woodbury (NJ)

BORN: 9/23/79, Woodbury, NJ

EXP. (NFL/RAVENS): 12/3 GP/GS (PLAYOFFS): 164/147 (11/11)

TRANSACTIONS

Bryant McKinnie re-signed with the Ravens (two-year contract) on 5/3/13...Signed with the Ravens as a free agent on 8/24/11...Originally selected by Minnesota in the first round (seventh overall) of the 2002 NFL Draft.

HONORS

- Pro Bowl performer (2009) and first alternate (2007)



CAREER

- Has not missed a game due to injury in his NFL career, playing in 164-consecutive contests
- Helped pave the way for RB Ray Rice to score a franchise-record 15 total TDs (12 rushing and 3 receiving) and rush for a career-high 1,364 yards, part of 1,996 rushing yards by the Ravens, in 2011...Rice led the league with 2,068 yards from scrimmage
- Helped Vikings RB Adrian Peterson lead the league in rushing with a franchise-record 1,760 yards in 2008
- Blocked for six of the top eight single-season rushers in Vikings history, including a 1,000-yard rusher in five-consecutive seasons (2006-10)
- Opened holes, allowing Peterson to rush for 1,000 yards in four consecutive seasons (2007-10)



2012: (with Baltimore – 16/0, 4/4) Helped the Ravens score the most points (398) in franchise history and post the second-most total yards (5,640) in team history (5,723 in 1996), including a career-high 3,817 passing yards by QB Joe Flacco and 1,143 yards and 9 TDs rushing by RB Ray Rice

- Saw extended action at LT, helping the Ravens out-gain the Bengals in total yards 352 to 189, including 206 yards and 2 TDs rushing, in **game 16 at Cin. (12/30)**
- Played from scrimmage in the “jumbo” package and on special teams in **game 15 vs. NYG (12/23)**
- Started all four postseason contests, helping the Ravens average 410.3 yards per game...Also protected QB Joe Flacco, allowing him to become the second player in NFL history (Joe Montana - 1989) to throw 11 TDs and 0 INTs during the playoffs

2011: (with Baltimore – 16/16, 2/2) Helped pave the way for RB Ray Rice to score a franchise-record 15 total TDs (12 rushing and 3 receiving) and rush for a career-high 1,364 yards, part of 1,996 rushing yards by the Ravens in 2011...Rice led the league with 2,068 yards from scrimmage...Also helped protect QB Joe Flacco, allowing him to throw for 3,610 yards and 20 TDs

- Started at LT and helped RB Ray Rice rush for 191 yards and 2 TDs, including a career-long 70-yarder, in the 24-16 victory in the **season finale at Cin. (1/1/12)**...The win wrapped up the AFC North Division Championship and the Ravens’ first-ever sweep of the division
- Started at LT and helped the Ravens rush for 290 yards (third most in franchise history), including a career-high

204 yards by RB Ray Rice (fourth most in franchise history), in the 24-10 victory in **game 12 at Cle. (12/4)**...The Ravens racked up 448 total yards and 24 first downs against the Browns

- Started at LT and helped the Ravens gain 356 yards, including a 92-yard game-winning TD drive with 8 seconds remaining, in the 23-20 win in **game 8 at Pit. (11/6)**...The Ravens converted a franchise-record 14 of 21 third-down attempts (66.7%) against the Steelers
- Started at LT and helped Flacco establish career highs in completions (31) and attempts (51) for 336 yards in the 30-27 victory in **game 7 vs. Ari. (10/30)**...Also helped pave the way for RB Ray Rice to rush for a career-high 3 TDs
- Started both playoff games at LT and helped protect QB Joe Flacco, allowing him to set then-postseason career highs with 482 yards, 4 TDs and a 96.1 QB rating
- Started at LT and helped protect Flacco, allowing him time to complete 22 of 36 passes for a then-postseason franchise-record 306 yards, 2 TDs and 1 INT for a 95.4 QB rating in the **AFC Championship at NE (1/22/12)**...Ravens produced a then-postseason franchise-record 398 yards against the Patriots

2010: (with Minnesota – 16/16) Joined T Phil Loadholt as the only Vikings O-linemen to start all 16 games...Paved the way for RB Adrian Peterson to rush for 1,298 yards and earn Pro Bowl honors, his fourth-straight 1,000-yard campaign...Protected three different starting QBs

- Helped open holes, allowing the Vikings to gain 387 yards, including 210 on the ground, in **game 12 vs. Buf. (12/5)**

78 BRYANT MCKINNIE

2009: (with Minnesota – 16/16, 2/2) Earned his first-career Pro Bowl nod after helping RB Adrian Peterson rush for the then-third-most yards in a season in team history (1,398 yards) and a Vikings-record 18 rushing TDs...Protected QB Brett Favre as he set career highs in several passing categories (completion percentage: 68.4% and QB rating: 107.2)...Vikings offense ranked fifth in the NFL in yards per game and jumped to eighth in passing offense after ranking 25th in 2008...Helped Vikings post 12-4 regular season mark, tied for the second-most wins in team history

- Helped the Vikings to gain 537 yards, including 378 through the air, in the 36-10 victory in **game 11 vs. Chi. (11/29)**

2008: (with Minnesota – 12/12, 1/1) Helped RB Adrian Peterson become the first Vikings back to lead the NFL in rushing yards, setting a Vikings' then-single-season rushing record with 1,760 yards and establish a team record with 10 100-plus yard games...Missed the first four games due to an NFL suspension for violation of the personal conduct policy

- Protected QB Gus Frerotte, as he connected with WR Bernard Berrian on the longest scrimmage play in Vikings history and tied for the longest in NFL history with a 99-yard passing TD in the 34-14 win in **game 12 vs. Chi. (11/30)**...Vikings racked up 378 total yards

2007: (with Minnesota – 16/16) Was a Pro Bowl alternate who helped pave the way for the Vikings to lead the NFL in rushing with a team-record 2,634 yards and rank No. 13 overall in total offense

- Paved the way for the Vikings to post 478 total yards (228 rushing and 250 passing) in the 29-22 victory in **game 10 vs. Oak. (11/18)**
- Helped open holes, allowing RB Adrian Peterson to set an NFL single-game record with 296 rushing yards in **game 8 vs. SD (11/4)**

2006: (with Minnesota – 16/16) Started all 16 games for the fourth-consecutive season and helped RB Chester Taylor rush for 1,216 yards, including four 100-plus-yard games

- Helped write Vikings history, as Taylor ran for a team-record 95-yard TD run, part of a 175-yard rushing day in **game 6 at Sea. (10/22)**

2005: (with Minnesota – 16/16) The only Vikings offensive player to start all 16 games...Protected Vikings QBs when they set a team record for the most games without an INT (9)...Helped QB Brad Johnson lead the NFL with an INT percentage of 1.4%, throwing only 4 picks in 294 attempts...Vikings went 3-0 in games with a 100-yard rusher...Helped RB Mewelde Moore break the 100-yard mark vs. NO (9/25) and at GB (11/21)

2004: (with Minnesota – 16/16, 2/2) Helped protect QB Daunte Culpepper who posted franchise records with 4,717 yards, 39 TDs and a 110.7 QB rating en route to a Pro Bowl berth...Paved the way for the fourth-ranked offense in the NFL

- Helped the Vikings to post 461 total yards, including 370 through the air, in the 28-27 win in **game 14 at Det. (12/19)**
- Protected Culpepper, allowing him time to complete 26 of 37 attempts for 425 yards and 5 TDs in the 38-31 victory in **game 5 at NO (10/17)**

2003: (with Minnesota – 16/16) Was part of a line that opened all 16 games as a unit, one of only five teams in the NFL in 2003 to accomplish that feat...Helped pave the way for the Vikings' offense to rank No. 1 in the NFL for the first time in team history (314.9 yards per game)

2002: (with Minnesota – 8/7) Stepped into starting lineup a week after signing with the team and started in the final seven games of the season...Was one of five Miami players selected in the first round of the Draft, tying an NFL Draft record set by USC in 1968...Was the first of 11 Hurricanes players drafted in 2002, including three from the Canes' O-line

- Started his first-career contest in **game 10 vs. GB (11/17)**, becoming the first Vikings rookie to start at LT since Todd Steussie in 1994
- Saw his first NFL action at LT in **game 9 vs. NYG (11/10)**

COLLEGE: Consensus All-American and Outland Trophy winner as a senior for the 2001 National Champion Miami Hurricanes...Played two seasons at Miami after transferring from Lackawanna (Scranton, PA) JC...Finished eighth in 2001 Heisman voting, receiving 26 first place votes as a senior...Also named Player of the Year by *Sports Illustrated*...Redshirted at Miami in 1999 after transferring from Lackawanna...Did not allow a sack during his high school or college career...Graduated Suma Cum Laude with a degree in psychology.

HIGH SCHOOL, PERSONAL: Played two seasons at Woodbury (NJ) HS...Notched 56 tackles (24 solo), including 13 sacks, while playing DE as a senior in 1996...Helped his team to an 8-2 mark and a berth in the state playoffs as a senior...Served as team captain...Also lettered twice in track and field, running the 400 meters and participating in the shot put & discus events.

COMMUNITY: Joined teammates and local coaches to demonstrate football fundamentals to 150 predominantly Hispanic youth at the Ravens' 2011 annual Worldwide Day of Play Football clinic in celebration of Hispanic Heritage Month...With the Minnesota Vikings, McKinnie was actively involved in the community...Hosted a celebrity basketball game benefiting his alma mater, Woodbury (NJ) HS, and breast cancer research (2009)...Collaborated with Serena and Venus Williams to host a fundraising tennis event...Joined his mother and grandmother to participate in the Susan G. Komen Race for the Cure at the Mall of America (2008)...Hosted a celebrity fundraiser in Miami to benefit Laureus Sport for Good Foundation, an organization started by Dr. Nelson Mandela that helps needy children worldwide through the positive power of sport (2008).



BALTIMORE
RAVENS

90

PERNELL McPHEE
DEFENSIVE END | 6-3 | 280

COLLEGE: Mississippi State HS: Pahokee (FL)

BORN: 12/17/88, Pahokee, FL

EXP. (NFL/RAVENS): 3/3 GP/GS (PLAYOFFS): 28/6 (6/0)

TRANSACTIONS

Pernell McPhee was selected in the fifth round (165th overall) of the 2011 NFL Draft...Was the second of two Baltimore picks in the round (CB Chykie Brown, 164th).

CAREER

- Has 44 tackles (34 solo), 7.5 sacks (-43 yards), 2 PD, 1 FF and 1 FR
- Posted a career-high 4 tackles (all solo) vs. Dal. (10/14/12)
- Started his first-career game vs. Cin. (9/10/12)
- Produced a career-high 2 sacks in the 24-10 victory at Cle. (12/4/11)
- Posted his first-career sack at STL (9/25/11)
- Saw action in his first-career NFL game and recorded his first-career tackle vs. Pit. (9/11/11)



2012: (12/6, 4/0) Established a career high with six starts, despite missing four games with a thigh injury...Produced 21 tackles (18 solo) and 1.5 sacks (-12 yards)

- Recorded a sack (-6 yards) in **game 14 vs. Den. (12/16)**
- Posted a career-high 4 tackles (all solo) in the 31-29 victory in **game 6 vs. Dal. (10/14)**
- Started and contributed 3 solo tackles, including 2 TFL, for a defense that forced 4 turnovers in the victory over the Chiefs in **game 5 at KC (10/7)**
- Posted 3 solo tackles for a defense that held the Browns to 20% on third down (3-of-15) in the 23-16 victory in **game 4 vs. Cle. (9/27)**
- Started his first-career NFL game and netted 1 tackle and a half-sack (shared with Courtney Upshaw) in the 44-13 victory in **game 1 vs. Cin. (9/10)**
- Recorded 4 tackles, 1 sack, 2 PD, 1 FF and 1 FR for a defense that forced 10 turnovers in four playoff games
- Posted 3 tackles, including a sack and a FF (recovered by the Ravens) for a defense that forced 3 turnovers and allowed just 3.0 yards per rushing attempt in the 38-35 double-overtime win in the **Divisional game at Den. (1/12/13)**

2011: (16/0, 2/0) Finished second on the team with 6 sacks for the NFL's third-ranked defense (288.9 ypg)...Led all Ravens rookies with 23 tackles, while also netting 2 PD, 1 FF and 1 FR

- Produced a career-high 2 sacks, among 3 tackles, in the 24-10 victory in **game 12 at Cle. (12/4)**
- Netted 3 tackles and a sack on fourth down with 33 seconds remaining to seal the victory in the 31-24 win in **game 10 vs. Cin. (11/20)**

- Recorded 3 tackles, including a half-sack, for a defense that held the Jaguars to 205 total yards and 13% (2-of-16) on third down in **game 6 at Jax. (10/24)**

- Produced 2 solo tackles and his first-career sack (part of 5 for the Ravens' defense) in the 37-7 victory in **game 3 at STL (9/25)**

- Played in his first-career NFL game, posting 1 tackle, 1 PD and a FR in the 35-7 victory in the **season opener vs. Pit. (9/11)**

- Posted a PD for a team that forced 7 turnovers in two playoff games

COLLEGE: Started all 25 games during his career at Mississippi State, totaling 91 tackles (46 solo), 7 sacks (-43 yards), 22 TFL (-91 yards) and 20 QB pressures...Also posted 2 FFs and 4 PD... Earned All-SEC first-team honors from the league's coaches and served as a team captain as a senior in 2010...Started all 13 games and ranked ninth for the Bulldogs with 35 tackles (14 solo), adding 2 sacks (-19 yards)...Also finished second on the team with 10 TFL (-46 yards), was credited with 12 QB pressures and tallied 1 FF...Helped lead a defensive unit that allowed 19.8 points per game and forced 28 turnovers (13 INT and 15 fumbles)...Earned first-team All-SEC accolades, producing 56 tackles (32 solo) and a team-high 5 sacks for (-24 yards) in 13 games as a junior in 2009...Tied for fifth in the conference with 12 TFL (-45 yards), adding 8 QB pressures, 4 PD and 1 FF...In 18 games at Itawamba (MS) Community College, he totaled 124 tackles (92 solo), 32.5 sacks (-225 yards), 73.5 TFL (-326 yards), 47 QB pressures and 4 FFs... Played in eight games, leading the nation with 13.5 sacks (-109 yards), 37 TFL (-160 yards) and adding 22 QB pressures as a sophomore in 2008...Posted 57 tackles (42 solo) and 2 FFs to earn NJCAA All-American first-team honors...As a freshman at ICC in 2007, led all of the NJCAA with 19 sacks

90 PERNELL McPHEE

(-116 yards)...That season marked only his second year of playing organized football (began as a senior in high school).

HIGH SCHOOL, PERSONAL: Prepped at Pahokee (FL) HS and played one year of football...Played OT and DE, compiling 75 tackles and 19 sacks during his senior season, also forcing 12 fumbles...Helped lead Pahokee to a 14-0 record and the Florida State Class 2B Championship, while earning All-State honors...Also a two-year starter in basketball...Was a general studies major at Mississippi State.

COMMUNITY: Supported The Dugout Zone's Clothing Drive in Dec. 2011...Signed autographs and took pictures with fans who donated clothes...Supported the Ravens' and teammates' charitable efforts by participating in Anquan Boldin's eight annual Q-Festival Weekend, Lardarius Webb's Charity Bowling Classic and A Purple Evening, the Ravens' annual women's event at M&T Bank Stadium.

2012

GAME-BY-GAME DEFENSE

RAVENS

Date/Opp.	TT	Solo	Asst.	Sacks	INT	PD	FF	FR
9/10 vs. Cin.	1	0	1	0.5-6	0-0	0	0	0
9/16 @ Phi.	3	3	0	0-0	0-0	0	0	0
9/23 vs. NE	2	1	1	0-0	0-0	0	0	0
9/27 vs. Cle.	3	3	0	0-0	0-0	0	0	0
10/7 @ KC	3	3	0	0-0	0-0	0	0	0
10/14 vs. Dal.	4	4	0	0-0	0-0	0	0	0
10/21 @ Hou.	0	0	0	0-0	0-0	0	0	0
11/4 @ Cle.				INACTIVE - THIGH				
11/11 vs. Oak.				INACTIVE - THIGH				
11/18 @ Pit.				INACTIVE - THIGH				
11/25 @ SD				INACTIVE - THIGH				
12/2 vs. Pit.	1	1	0	0-0	0-0	0	0	0
12/9 @ Was.	2	1	1	0-0	0-0	0	0	0
12/16 vs. Den.	1	1	0	1-6	0-0	0	0	0
12/23 vs. NYG	1	1	0	0-0	0-0	0	0	0
12/30 @ Cin.	0	0	0	0-0	0-0	0	0	0
Total	21	18	3	1.5-12	0-0	0	0	0
Playoffs								
1/6/13 vs. Ind.	1	0	1	0-0	0-0	0	0	1
1/12/13 @ Den.	3	2	1	1-9	0-0	0	1	0
1/20/13 @ NE	0	0	0	0-0	0-0	2	0	0
2/3/13 @ SF	0	0	0	0-0	0-0	0	0	0
Totals	4	2	2	1-9	0-0	2	1	1

2011

GAME-BY-GAME DEFENSE

RAVENS

Date/Opp.	TT	Solo	Asst.	Sacks	INT	PD	FF	FR
9/11 vs. Pit.	1	0	1	0-0	0-0	1	0	1
9/18 @ Ten.	2	2	0	0-0	0-0	0	0	0
9/25 @ STL	2	2	0	1-4	0-0	0	0	0
10/2 vs. NYJ	0	0	0	0-0	0-0	0	0	0
10/16 vs. Hou.	1	1	0	1-1	0-0	0	1	0
10/24 @ Jax.	3	1	2	0.5-2	0-0	0	0	0
10/30 vs. Ari.	1	1	0	0-0	0-0	0	0	0
11/6 @ Pit.	2	1	1	0.5-4	0-0	0	0	0
11/13 @ Sea.	0	0	0	0-0	0-0	0	0	0
11/20 vs. Cin.	3	2	1	1-5	0-0	0	0	0
11/24 vs. SF	2	2	0	0-0	0-0	0	0	0
12/4 @ Cle.	3	3	0	2-15	0-0	0	0	0
12/11 vs. Ind.	0	0	0	0-0	0-0	0	0	0
12/18 @ SD	1	0	1	0-0	0-0	0	0	0
12/24 vs. Cle.	2	1	1	0-0	0-0	0	0	0
1/1/12 @ Cin.	0	0	0	0-0	0-0	1	0	0
Totals	23	16	7	6-31	0-0	2	1	1
Playoffs								
1/15/12 vs. Hou.	0	0	0	0-0	0-0	1	0	0
1/22/12 @ NE	0	0	0	0-0	0-0	0	0	0
Totals	0	0	0	0-0	0-0	1	0	0

REGULAR SEASON

Year	Team	GP	GS	TACKLES			SACKS		INTERCEPTIONS					FUMBLES		
				TT	Solo	Asst.	No.	Yards	No.	Yards	LG	TD	PD	FF	FR	Yards
2011	Baltimore	16	0	23	16	7	6.0	31.0	0	0	0	0	2	1	1	0
2012	Baltimore	12	6	21	18	3	1.5	12.0	0	0	0	0	0	0	0	0
Totals		28	6	44	34	10	7.5	43.0	0	0	0	0	2	1	1	0

CAREER SINGLE-GAME HIGHS (REGULAR SEASON)

Total Tackles: 4 (10/14/12 vs. Dal.)	Solo Tackles: 4 (10/14/12 vs. Dal.)
Sacks: 2 (12/4/11 at Cle.)	INTs: None
Forced Fumbles: 1 (10/16/11 vs. Hou.)	Fumble Recoveries: 1 (9/11/11 vs. Pit.)
Passes Defensed: 1 2 times (last: 1/1/12 at Cin.)	

POSTSEASON

Year	Team	GP	GS	TACKLES			SACKS		INTERCEPTIONS					FUMBLES		
				TT	Solo	Asst.	No.	Yards	No.	Yards	LG	TD	PD	FF	FR	Yards
2011	Baltimore	2	0	0	0	0	0.0	0.0	0	0	0	0	1	0	0	0
2012	Baltimore	4	0	4	2	2	1.0	9.0	0	0	0	0	2	1	1	0
Totals		6	0	4	2	2	1.0	9.0	0	0	0	0	3	1	1	0



BALTIMORE
RAVENS

92

HALOTI NGATA
DEFENSIVE TACKLE | 6-4 | 340

COLLEGE: Oregon HS: Highland (Salt Lake City, UT)
BORN: 1/21/84, Inglewood, CA
EXP. (NFL/RAVENS): 8/8 GP/GS (PLAYOFFS): 108/106 (14/14)

TRANSACTIONS

Haloti Ngata was selected by the Ravens in the first round (12th overall) of the 2006 NFL Draft...Baltimore traded its 13th-overall pick and a sixth-round selection (181st overall) to Cleveland for the 12th-overall pick.

HONORS

- Four-time Pro Bowler (2009-12) and first alternate (2008)
- AFC Defensive Player of the Week (Week 9, 2010)
- *Associated Press* first-team All-Pro (2010-11)
- *Associated Press* second-team All-Pro (2008-09, 2012)
- *Pro Football Writers/Pro Football Writers of America* All-NFL (2009-11)
- *Pro Football Weekly* All-NFL (2010-11)
- *PFW/PFWA* All-Rookie team (2006)
- *Sports Illustrated* (Peter King) All-Pro Team (2010 and 2011)
- *Sports Illustrated* (Peter King) Midseason All-Pro Team (2010-11)
- *Sports Illustrated* Midseason Defensive Player of the Year (2010)
- *Sporting News* All-Pro Team (2010-11)
- *USA Today's* All-Joe Team (players who are critical to their team, but don't receive the Pro Bowl nod) in 2008



CAREER

- Has 444 tackles (270 solo), 22 sacks (-152 yards), 3 INTs, 21 PD, 4 FFs and 5 FRs (one returned for a TD)
- Scored his first-career TD on a 28-yard FR at STL (9/25/11)
- Anchored a defense that did not allow a 100-yard rusher in 39-consecutive games (12/17/06 – 10/4/09)
- Dating back to 2006 when Ngata entered the NFL, the Ravens have allowed 56 rushing TDs (second fewest in NFL) and the third-fewest rushing yards (91.3)



2012: (14/14, 4/4) Named to his fourth-consecutive Pro Bowl after posting 51 tackles (33 solo), 1 PD and finishing second on the team with 5 sacks (-50 yards)...Missed games 9 and 16 (coach's decision to rest injuries)

- Recorded 4 tackles and a sack (-15 yards) for a defense that held the Giants to 186 total yards and 20% (2-of-10) on third down in the 33-14 victory in **game 15 vs. NYG (12/23)**
- Was active but did not play (coach's decision - shoulder) in the 55-20 victory in **game 9 vs. Oak. (11/11)**
- Played in his 100th-career game and led the D-line with 6 tackles and a sack (-7 yards) in the 31-29 victory in **game 6 vs. Dal. (10/14)**
- Recorded 4 tackles (2 solo), including 1.5 sacks (-14.5 yards), and a PD in the 44-13 victory in **game 1 vs. Cin. (9/10)**
- Totaled 13 tackles (10 solo) and 1 PD for a defense that forced 10 turnovers in four playoff games

2011: (16/16, 2/2) Earned his third-consecutive Pro Bowl nod after leading the D-line with 65 tackles for the NFL's third-ranked defense (288.9 ypg), which was also second against the run (92.6 ypg) and the league's top red zone defense... Also produced 5 sacks, 5 PD, 2 FFs and 3 FRs

- Produced 4 solo tackles and a career-high-tying 2 sacks for a defense that recorded a franchise-record-tying 9 sacks in the 16-6 victory in **game 11 vs. SF (11/24)**
- Led the team with a career-high-tying 11 tackles in **game 9 at Sea. (11/13)**
- Netted 2 solo tackles, a sack and a FF (which was recovered by the Ravens and returned for a TD - LB Jarret Johnson) for a defense that forced 4 turnovers and tied an NFL record with 3 defensive TDs in the 34-17 victory in **game 4 vs. NYJ (10/2)**
- Recorded a solo tackle from scrimmage and 1 FR, which he returned 28 yards for his first-career TD, in the 37-7 victory in **game 3 at STL (9/25)**

92 HALOTI NGATA

- Controlled the line of scrimmage, recording 4 tackles, 1 PD (which led to a Ray Lewis INT), 1 FF and 2 FRs (which both led to TDs) for a defense that forced a franchise-record 7 turnovers (4 FRs and 3 INTs) in **game 1 vs. Pit. (9/11)**
- Produced 6 tackles, 1 PD and 1 FF for a team that forced 7 turnovers in two postseason games

2010: (16/15, 2/2) Earned his second-consecutive Pro Bowl nod by leading the D-line with 65 tackles (48 solo), a career-high 5.5 sacks (tied for second in the AFC among DTs), a career-high-tying 5 PD and 1 FR for a Ravens' defense that ranked No. 5 against the run (93.9 ypg) and produced a Top 5-run defense for the fifth-straight season

- Recorded 3 tackles and a PD, which led to the game-ending INT, for a defense that held the Saints to 27 yards rushing (fifth-fewest allowed in franchise history) in the 30-24 victory in **game 14 vs. NO (12/19)**
- Earned AFC Defensive Player of the Week honors after posting 4 solo tackles and a sack (-6 yards) for a defense that forced 3 turnovers in the 26-10 win in **game 8 vs. Mia. (11/7)**
- Started and recorded 7 tackles (5 solo) and a career-high 2 sacks (-17 yards) in **game 6 at NE (10/17)**
- Dominated the game by posting a career-high 11 tackles, including a career-high 8 solo - as well as a sack (-8 yards) in **game 4 at Pit. (10/3)**
- Started both playoff games and recorded 4 tackles (3 solo), a half-sack and a PD for a defense that forced 7 turnovers

2009: (14/13, 2/2) Earned his first-career Pro Bowl (starter) nod after posting 41 tackles, 1.5 sacks, 1 FF and 1 FR for a squad that finished second in the AFC and third in the NFL in overall defense

- Started and netted 5 tackles (4 solo), 1 FF and 1 FR for a defense that tied a then-franchise record, forcing 6 turnovers and holding QB Jay Cutler to a Ravens' franchise-record-low 7.9 QB rating in **game 14 vs. Chi. (12/20)**
- Tied for the D-line lead (Trevor Pryce) with 5 tackles for a defense that held the Patriots to 2.8 yards per rush and 40% on third-down conversions in **game 4 at NE (10/4)**
- Started his 50th-career game and led the D-line with 4 tackles and posted a half-sack (-5 yards), while helping hold the Chargers to 53 rushing yards and a 2.5 rushing average in the 31-26 win in **game 2 at SD (9/20)**
- Controlled the line of scrimmage, netting 1 tackle and 1 QB hit, and helped hold the Chiefs to 188 total yards, including just 29 on the ground in the 38-24 win in **game 1 vs. KC (9/13)**...Also saw action along the offensive line in goal-line situations against the Chiefs
- Recorded 7 tackles and a sack (-9 yards) for a defense that allowed just 106 rushing yards and 2.5 yards per rush in two playoff games

2008: (16/16, 3/3) Named as a first alternate to the Pro Bowl after anchoring the Ravens' defensive line...Led the D-line with 77 tackles (43 solo), 1 sack, a career-high 2 INTs and 5 PD as part of the NFL's second-ranked defense...Ravens finished 2008 having not allowed a 100-yard rusher in 35 consecutive games

- Was a dominant force, recording a tackle, 3 QB hits, 2 PD and an INT in the end zone, squashing a Texans' goal-line threat, in the 41-13 victory in **game 9 at Hou. (11/9)**
- Also saw action along the offensive line in short-and-goal situations...Posted 6 tackles, helping dominate the line of scrimmage, holding the Browns to 27 total yards in the second half of the 28-10 win in **game 2 vs. Cle. (9/21)**
- Finished fifth on the team with 12 tackles in the postseason
- Recorded his first-career postseason sack in the **AFC Championship at Pit. (1/18/09)**

2007: (16/16) Turned in an exceptional sophomore performance after anchoring the second-ranked run defense in the NFL...Tied for fifth on the team (Jarret Johnson) with a career-high 94 tackles, 3 sacks, 2 PD and 1 FF

- Led D-line with a then-career-high 9 tackles and had 2 QB hits in **game 9 vs. Cin. (11/11)**

2006: (16/16, 1/1) Named to the *Pro Football Weekly/Professional Football Writers of America* All-Rookie team... Was the only Ravens rookie to start all 16 regular season games, netting 51 tackles, 3 PD, 1 sack and 1 INT

- Started and made 5 tackles (4 solo) and his first-career sack (-3 yards) in the 31-7 win in **game 15 at Pit. (12/24)**
- Started his first-career NFL game in the 27-0 victory in the **season opener at TB (9/10)** and posted 1 tackle, 1 PD and his first-career INT off of a LB Bart Scott deflection... Rumbled 60 yards to the Tampa Bay 9, which led to a FG
- Also collected 7 tackles in one playoff game

COLLEGE: Entered the draft following his junior season... Consensus first-team All-American selection as a junior and the first at Oregon since DB Mel Renfro in 1962...Compiled 151 tackles (83 solo), 24.5 TFL, 10 sacks (-64 yards), 7 PD, 3 FFs and 1 FR in 36 career games (29 starts)...Set a school record with 7 blocked kicks (3 FGAs, 3 PATs and 1 punt)... Was a finalist for the Outland Trophy (best collegiate interior lineman) and the Bronko Nagurski award (best college defensive player) as a junior...Consensus All-American honors from the *Associated Press*, *NFL Draft Report*, *Football Writers Association of America*, *Walter Camp Football Foundation*, *Sports Illustrated* and *ESPN.com* as a redshirt junior in 2005...Also a unanimous first-team All-Pac-10 Conference selection...Named the Pac-10 co-Defensive Player of the Year and was the recipient of the Morris Trophy (Pac-10's top defensive lineman)...Finished the year with a flurry to earn second-team All-Pac-10 conference honors as a sophomore in 2004...Suffered a season-ending knee

92 HALOTI NGATA

injury in the opening quarter of the season opener in 2003... Freshman first-team All-American selection, as well as earning All-Pac-10 honorable mention honors in 2002...Ngata also blocked 3 kicks (2 PATs and 1 FGA).

HIGH SCHOOL, PERSONAL: Prepped at Highland (Salt Lake City, UT) HS and started his last three years...Rated as the top defensive player in the nation by *SuperPrep* and *PrepStar*, as well as the best interior lineman in the country by *Student Sports*...Named the 2001 Utah Gatorade Player of the Year, recording over 100 tackles as a senior...Led his team to the state quarterfinals as a senior, following a 12-2 record and a berth in the State Championship as a junior...Was also an outstanding high school rugby player...Haloti and his wife, Christina, have two sons, Solomone "Sam," born 7/15/09 and Max, born 7/30/12...Name is pronounced: ha-LOW-tee NAH-tah...Full Name: Etuini Haloti Ngata.

COMMUNITY: Ngata, who in 2006 lost his mother to complications from diabetes, has been involved in various projects to promote and fund diabetes awareness and prevention, including the Walk for Juvenile Diabetes, the Haloti Ngata Sportsfest (2008), and hosting an essay contest for students to describe ways their class could promote awareness of the disease...Founded the Haloti Ngata Family Foundation, with the purpose to improve the lives of others through love and strength...In 2012, held his inaugural Family Foundation Luau to help raise funds for these initiatives... Annually contributes to the defensive line's holiday efforts by purchasing gifts to be distributed to youth in need...In 2011, kicked off the in-school Play 60 Challenge (an effort to increase activity amongst students) at Sandymount Elementary School and spoke to over 200 students about the importance of getting active and staying healthy...In Dec. 2012, Ngata and wife Christina visited St. Vincent's Orphanage to distribute gifts and spent time with the children.

2012

GAME-BY-GAME DEFENSE

RAVENS

Date/Opp.	TT	Solo	Asst.	Sacks	INT	PD	FF	FR
9/10 vs. Cin.	4	2	2	1.5-14.5	0-0	1	0	0
9/16 @ Phi.	3	3	0	0-0	0-0	0	0	0
9/23 vs. NE	9	7	2	0.5-3.5	0-0	0	0	0
9/27 vs. Cle.	4	3	1	0-0	0-0	0	0	0
10/7 @ KC	4	4	0	0-0	0-0	0	0	0
10/14 vs. Dal.	6	5	1	1-7	0-0	0	0	0
10/21 @ Hou.	2	0	2	0-0	0-0	0	0	0
11/4 @ Cle.	0	0	0	0-0	0-0	0	0	0
11/11 vs. Oak.	DID NOT PLAY (COACH'S DECISION - SHOULDER)							
11/18 @ Pit.	5	2	3	1-10	0-0	0	0	0
11/25 @ SD	3	2	1	0-0	0-0	0	0	0
12/2 vs. Pit.	1	0	1	0-0	0-0	0	0	0
12/9 @ Was.	5	2	3	0-0	0-0	0	0	0
12/16 vs. Den.	1	0	1	0-0	0-0	0	0	0
12/23 vs. NYG	4	3	1	1-15	0-0	0	0	0
12/30 @ Cin.	INACTIVE - COACH'S DECISION							
Totals	51	33	18	5-50	0-0	1	0	0

Playoffs

1/6/13 vs. Ind.	4	4	0	0-0	0-0	1	0	0
1/12/13 @ Den.	3	2	1	0-0	0-0	0	0	0
1/20/13 @ NE	4	2	2	0-0	0-0	0	0	0
2/3/13 @ SF	2	2	0	0-0	0-0	0	0	0
Totals	13	10	3	0-0	0-0	1	0	0

2010

GAME-BY-GAME DEFENSE

RAVENS

Date/Opp.	TT	Solo	Asst.	Sacks	INT	PD	FF	FR
9/13 @ NYJ	4	3	1	1-8	0-0	0	0	0
9/19 @ Cin.	8	5	3	0-0	0-0	0	0	0
9/26 vs. Cle.	3	3	0	0-0	0-0	1	0	0
10/3 @ Pit.	11	8	3	1-8	0-0	0	0	0
10/10 vs. Den.	3	3	0	0-0	0-0	0	0	0
10/17 @ NE	7	5	2	2-17	0-0	0	0	0
10/24 vs. Buf.	4	2	2	0-0	0-0	0	0	0
11/7 vs. Mia.	4	4	0	1-6	0-0	0	0	0
11/11 @ Atl.	4	2	2	0-0	0-0	0	0	0
11/21 @ Car.	2	1	1	0-0	0-0	1	0	0
11/28 vs. TB	2	1	1	0-0	0-0	0	0	0
12/5 vs. Pit.	4	3	1	0.5-4	0-0	0	0	0
12/13 @ Hou.	3	3	0	0-0	0-0	1	0	0
12/19 vs. NO	3	2	1	0-0	0-0	1	0	0
12/26 @ Cle.	2	2	0	0-0	0-0	0	0	0
1/2/11 vs. Cin.	1	1	0	0-0	0-0	1	0	1
Totals	65	48	17	5.5-43	0-0	5	0	1

Playoffs

1/9/11 @ KC	0	0	0	0-0	0-0	0	0	0
1/15/11 @ Pit.	4	3	1	0.5-2	0-0	1	0	0
Totals	4	3	1	0.5-2	0-0	1	0	0

2011

GAME-BY-GAME DEFENSE

RAVENS

Date/Opp.	TT	Solo	Asst.	Sacks	INT	PD	FF	FR
9/11 vs. Pit.	4	2	2	0-0	0-0	1	1	2
9/18 @ Ten.	6	4	2	0-0	0-0	1	0	0
9/25 @ STL	1	1	0	0-0	0-0	0	0	1
10/2 vs. NYJ	2	2	0	1-3	0-0	0	1	0
10/16 vs. Hou.	8	6	2	1-6	0-0	0	0	0
10/24 @ Jax.	3	1	2	1-1	0-0	0	0	0
10/30 vs. Ari.	4	4	0	0-0	0-0	0	0	0
11/6 @ Pit.	2	1	1	0-0	0-0	0	0	0
11/13 @ Sea.	11	3	8	0-0	0-0	0	0	0
11/20 vs. Cin.	1	0	1	0-0	0-0	0	0	0
11/24 vs. SF	4	4	0	2-11	0-0	0	0	0
12/4 @ Cle.	2	1	1	0-0	0-0	2	0	0
12/11 vs. Ind.	1	1	0	0-0	0-0	0	0	0
12/18 @ SD	8	5	3	0-0	0-0	0	0	0
12/24 vs. Cle.	4	2	2	0-0	0-0	0	0	0
1/1/12 @ Cin.	4	0	4	0-0	0-0	1	0	0
Totals	65	37	28	5-21	0-0	5	2	3

Playoffs

1/15/12 vs. Hou.	3	2	1	0-0	0-0	0	1	0
1/22/12 @ NE	3	0	3	0-0	0-0	1	0	0
Totals	6	2	4	0-0	0-0	1	1	0

2009

GAME-BY-GAME DEFENSE

RAVENS

Date/Opp.	TT	Solo	Asst.	INT	FF	FR	Sacks	PD
9/13 vs. KC	1	0	1	0-0	0	0	0-0	0
9/20 @ SD	4	1	3	0-0	0	0	0.5-5	0
9/27 vs. Cle.	3	2	1	0-0	0	0	0-0	0
10/4 @ NE	5	3	2	0-0	0	0	0-0	0
10/11 vs. Cin.	3	2	1	0-0	0	0	0-0	0
10/18 @ Min.	3	1	2	0-0	0	0	0-0	0
11/1 vs. Den.	3	1	2	0-0	0	0	0-0	0
11/8 @ Cin.	INACTIVE - ANKLE							
11/16 @ Cle.	INACTIVE - ANKLE							
11/22 vs. Ind.	3	3	0	0-0	0	0	0-0	0
11/29 vs. Pit.	5	2	3	0-0	0	0	0-0	0
12/7 @ GB	2	2	0	0-0	0	0	0-0	0
12/13 vs. Det.	0	0	0	0-0	0	0	0-0	0
12/20 vs. Chi.	5	4	1	0-0	1	1	0-0	0
12/27 @ Pit.	3	2	1	0-0	0	0	1-8	0
1/3/10 @ Oak.	1	0	1	0-0	0	0	0-0	0
Totals	41	23	18	0-0	1	1	1.5-13	0

Playoffs

1/10/10 @ NE	3	2	1	0-0	0	0	0-0	0
1/16/10 @ Ind.	4	2	2	0-0	0	0	1-9	0
Totals	7	4	3	0-0	0	0	1-9	0

92 HALOTI NGATA

2008

GAME-BY-GAME DEFENSE RAVENS

Date/Opp.	TT	Solo	Asst.	INT	FF	FR	Sacks	PD
9/7 vs. Cin.	4	3	1	0-0	0	0	0-0	1
9/21 vs. Cle.	6	3	3	0-0	0	0	0-0	0
9/29 @ Pit.	6	4	2	1-1	0	0	0-0	1
10/5 vs. Ten.	5	2	3	0-0	0	0	0-0	1
10/12 @ Ind.	4	3	1	0-0	0	0	0-0	0
10/19 @ Mia.	5	1	4	0-0	0	0	0-0	0
10/26 vs. Oak.	4	1	3	0-0	0	0	1-8	0
11/2 @ Cle.	5	2	3	0-0	0	0	0-0	0
11/9 @ Hou.	2	1	1	1-0	0	0	0-0	2
11/16 @ NYG	8	5	3	0-0	0	0	0-0	0
11/23 vs. Phi.	6	3	3	0-0	0	0	0-0	0
11/30 @ Cin.	3	2	1	0-0	0	0	0-0	0
12/7 vs. Was.	6	4	2	0-0	0	0	0-0	0
12/14 vs. Pit.	6	4	2	0-0	0	0	0-0	0
12/20 @ Dal.	5	3	2	0-0	0	0	0-0	0
12/28 vs. Jax.	2	2	0	*0-7	0	0	0-0	0
Totals	77	43	34	2-8	0	0	1-8	5

Playoffs

1/4/09 @ Mia.	2	1	1	0-0	0	0	0-0	0
1/10/09 @ Ten.	4	4	0	0-0	0	0	0-0	0
1/18/09 @ Pit.	6	5	1	0-0	0	0	1-8	0
Totals	12	10	2	0-0	0	0	1-8	0

*Ngata received a lateral from Ed Reed after an INT

2007

GAME-BY-GAME DEFENSE RAVENS

Date/Opp.	TT	Solo	Asst.	INT	FF	FR	Sacks	PD
9/10 @ Cin.	4	3	1	0-0	1	0	0-0	0
9/16 vs. NYJ	4	2	2	0-0	0	0	0-0	0
9/23 vs. Ari.	4	2	2	0-0	0	0	0-0	0
9/30 @ Cle.	4	2	2	0-0	0	0	0-0	1
10/7 @ SF	6	4	2	0-0	0	0	0-0	0
10/14 vs. STL	7	5	2	0-0	0	0	1-2	0
10/21 @ Buf.	6	4	2	0-0	0	0	0-0	1
11/5 @ Pit.	7	7	0	0-0	0	0	0-0	0
11/11 vs. Cin.	9	3	6	0-0	0	0	0-0	0
11/18 vs. Cle.	7	4	3	0-0	0	0	0-0	0
12/1 @ SD	7	5	2	0-0	0	0	0-0	0
12/3 vs. NE	8	7	1	0-0	0	0	1-6	0
12/9 vs. Ind.	5	2	3	0-0	0	0	0-0	0
12/16 @ Mia.	5	2	3	0-0	0	0	0-0	0
12/23 @ Sea.	8	4	4	0-0	0	0	1-6	0
12/30 vs. Pit.	3	2	1	0-0	0	0	0-0	0
Totals	94	58	36	0-0	1	0	3-14	2

2006

GAME-BY-GAME DEFENSE RAVENS

Date/Opp.	TT	Solo	Asst.	INT	FF	FR	Sacks	PD
9/10 @ TB	1	0	1	1-60	0	0	0-0	1
9/17 vs. Oak.	3	1	2	0-0	0	0	0-0	0
9/24 @ Cle.	2	0	2	0-0	0	0	0-0	0
10/1 vs. SD	4	2	2	0-0	0	0	0-0	0
10/9 @ Den.	6	4	2	0-0	0	0	0-0	0
10/15 vs. Car.	3	2	1	0-0	0	0	0-0	1
10/29 @ NO	1	0	1	0-0	0	0	0-0	0
11/5 vs. Cin.	3	2	1	0-0	0	0	0-0	0
11/12 @ Ten.	3	2	1	0-0	0	0	0-0	1
11/19 vs. Atl.	4	3	1	0-0	0	0	0-0	0
11/26 vs. Pit.	2	2	0	0-0	0	0	0-0	0
11/30 @ Cin.	3	1	2	0-0	0	0	0-0	0
12/10 @ KC	5	3	2	0-0	0	0	0-0	0
12/17 vs. Cle.	3	1	2	0-0	0	0	0-0	0
12/24 @ Pit.	5	4	1	0-0	0	0	1-3	0
12/31 vs. Buf.	3	1	2	0-0	0	0	0-0	0
Totals	51	28	23	1-60	0	0	1-3	3

Playoffs

1/13/07 vs. Ind.	7	3	4	0-0	0	0	0-0	0
Totals	7	3	4	0-0	0	0	0-0	0



D-TACKLE DOMINANCE

In the Ravens' 2012 season-opening win vs. Cincy, DT Haloti Ngata notched 1.5 sacks. From 2011-12, he posted 10 sacks, 116 tackles (fourth among NFL DTs) and 6 PD, seventh most among NFL DTs during this span.

MOST TACKLES BY NFL DTs (2011-12)

1. Ahtyba Rubin.....127
2. Justin Smith.....124
3. Domata Peko.....119
4. **Haloti Ngata.....116**
5. Brandon Mebane....112
6. Linval Joseph.....108



92 HALOTI NGATA

REGULAR SEASON

Year	Team	GP	GS	TACKLES			SACKS		INTERCEPTIONS					FUMBLES		
				TT	Solo	Asst.	No.	Yards	No.	Yards	LG	TD	PD	FF	FR	Yards
2006	Baltimore	16	16	51	28	23	1.0	3.0	1	60	60	0	3	0	0	0
2007	Baltimore	16	16	94	58	36	3.0	14.0	0	0	0	0	2	1	0	0
2008	Baltimore	16	16	77	43	34	1.0	8.0	2	8	7	0	5	0	0	0
2009	Baltimore	14	13	41	23	18	1.5	13.0	0	0	0	0	0	1	1	0
2010	Baltimore	16	15	65	48	17	5.5	43.0	0	0	0	0	5	0	1	0
2011	Baltimore	16	16	65	37	28	5.0	21.0	0	0	0	0	5	2	*3	28t
2012	Baltimore	14	14	51	33	18	5.0	50.0	0	0	0	0	1	0	0	0
Totals		108	106	444	270	174	22.0	152.0	3	68	60	0	21	4	5	28

*LED TEAM

CAREER SINGLE-GAME HIGHS (REGULAR SEASON)

Total Tackles: 11 2 times (last: 11/13/11 at Sea.)	Solo Tackles: 8 (10/3/10 at Pit.)
Sacks: 2 2 times (last: 11/24/11 vs. SF)	INTs: 1 3 times (last: 11/9/08 at Hou.)
Forced Fumbles: 1 4 times (last: 10/2/11 vs. NYJ)	Fumble Recoveries: 2 (9/11/11 vs. Pit.)
Passes Defensed: 2 2 times (last: 12/4/11 at Cle.)	

Additional Statistics: Returned a FR 28 yards for a TD (9/25/11 at STL)

POSTSEASON

Year	Team	GP	GS	TACKLES			SACKS		INTERCEPTIONS					FUMBLES		
				TT	Solo	Asst.	No.	Yards	No.	Yards	LG	TD	PD	FF	FR	Yards
2006	Baltimore	1	1	7	3	4	0.0	0.0	0	0	0	0	0	0	0	0
2008	Baltimore	3	3	12	10	2	1.0	8.0	0	0	0	0	0	0	0	0
2009	Baltimore	2	2	7	4	3	1.0	9.0	0	0	0	0	0	0	0	0
2010	Baltimore	2	2	4	3	1	0.5	2.0	0	0	0	0	1	0	0	0
2011	Baltimore	2	2	6	2	4	0.0	0.0	0	0	0	0	1	1	0	0
2012	Baltimore	4	4	13	10	3	0.0	0.0	0	0	0	0	1	0	0	0
Totals		14	14	49	32	17	2.5	19.0	0	0	0	0	3	1	0	0

NGATA ON US

One of the NFL's most disruptive forces, DT Haloti Ngata was named to his fourth Pro Bowl in 2012. Perhaps the NFL's most athletic DT, Ngata stops the run (444 career tackles), rushes the passer (22 career sacks) and even drops into coverage (3 career INTs). In 2012's Week 11 win at Pittsburgh, he had 5 tackles and 1 sack (-10 yards), helping hold the Steelers to 10 points. Baltimore has a history of strong run defense, and with Ngata's help the past several seasons, has been consistently sturdy on the ground.

RAVENS RUSHING DEFENSE RANKINGS (2006-12/Since Ngata Entered NFL)

Year	Yards Per Game Allowed		Avg. Per Play Allowed	
	Total	Rank	Total	Rank
2012	122.8	20th	4.0	8th
2011	92.6	2nd	3.5	2nd
2010	93.9	5th	3.9	8th
2009	93.3	5th	3.4	1st
2008	81.4	3rd	3.6	5th
2007	79.3	2nd	2.8	1st
2006	75.9	2nd	3.3	2nd



BALTIMORE
RAVENS

74

MICHAEL OHER
TACKLE | 6-4 | 315

COLLEGE: Mississippi **HS:** Briarcrest Christian (Memphis, TN)
BORN: 5/28/86, Memphis, TN
EXP. (NFL/RAVENS): 5/5 **GP/GS (PLAYOFFS):** 64/64 (10/10)

TRANSACTIONS

Michael Oher was selected in the first round (23rd overall) of the 2009 NFL Draft. . . Ravens traded with New England from the 26th to the 23rd pick (also giving up their 2009 fifth-round selection) to tab Oher.

HONORS

- *Pro Football Writers/Pro Football Writers of America* All-Rookie Team (2009)
- *Sports Illustrated* Midseason All-Pro (2009)
- *USA Today's* All-Joe Team (players who are critical to their team, but don't receive Pro Bowl nods) in 2009
- NFL Rookie of the Month honors (December, 2009)

CAREER

- Helped the Ravens score the most points (398) in franchise history and the second-most total yards (5,640) in team history (5,723 in 1996), including a career-high 3,817 passing yards by QB Joe Flacco (2012)
- Helped pave the way for RB Ray Rice to score a franchise-record 15 total TDs (12 rushing and 3 receiving) and rush for a career-high 1,364 yards, part of 1,996 rushing yards by the Ravens in 2011...Rice led the league with 2,068 yards from scrimmage
- Ravens were the NFL's ninth-best scoring team in 2009 (24.4 ppg), racking up a franchise-record 47 TDs with Oher starting all 16 games
- Helped the Ravens tie a then-franchise record for points (391 in 2003) and also set a record for most TDs scored (47) in 2009...Ravens added a team-record 22 rushing TDs
- In 2009, helped the Ravens post 5,619 total yards (third-highest total in franchise history), including the then-top single-game yardage totals (548 in game 13 vs. Det. - 12/13, 501 in game 1 vs. KC - 9/13 and 479 yards in game 3 vs. Cle. - 9/27)
- Helped the Ravens rush for 2,200 yards, including 1,339 yards by RB Ray Rice, who finished second in the NFL in yards from scrimmage (2,041) in 2009...Rice also became the second player in franchise history (Jamal Lewis - 2,271 in 2003) to gain 2,000 yards from scrimmage



2012: (16/16, 4/4) Helped the Ravens score the most points (398) in franchise history and gain the second-most total yards (5,640) in team history (5,723 in 1996), including a career-high 3,817 passing yards by QB Joe Flacco and 1,143 yards and 9 TDs rushing by RB Ray Rice

• Started at LT and helped the offense post a season-high 533 yards (224 rushing and 309 passing), the third-highest output in team history, in the 33-14 victory in **game 15 vs. NYG (12/23)**...Also helped two backs rush for 100 yards (Ray Rice - 107 and Bernard Pierce - 123) in the same game for the second time in team history (Le'Ron McClain - 139 and Willis McGahee - 108 on 12/20/08 at Dal.)

• Started at LT and helped pave the way for 443 total yards by the Ravens, including 355 yards and 1 TD passing by QB Joe Flacco, in the 16-13 overtime victory in **game 11 at SD (11/25)**...The Ravens overcame a 13-3 deficit in the fourth quarter to tie the game with a FG as time expired...Ravens drove 69 yards in 12 plays on their second possession of overtime to kick a 38-yard game-winning FG with 1:07 left in the extra period

- Started at LT and helped the Ravens post a franchise-record 55 points while racking up 419 total yards, including 341 passing, in the 55-20 victory in **game 9 vs. Oak. (11/11)**
- Helped the Ravens average 410.3 yards per game in four playoff contests, starting each game at RT...Also protected QB Joe Flacco, allowing him to become the second player in NFL history (Joe Montana - 1989) to throw 11 TDs and 0 INTs during the playoffs

2011: (16/16, 2/2) Helped pave the way for RB Ray Rice to score a franchise-record 15 total TDs (12 rushing and 3 receiving) and rush for a career-high 1,364 yards, part of 1,996 rushing yards by the Ravens in 2011...Rice led the league with 2,068 yards from scrimmage...Also helped protect QB Joe Flacco, allowing him to throw for 3,610 yards and 20 TDs

- Started at RT and helped RB Ray Rice rush for 191 yards and 2 TDs, including a career-long 70-yarder in the 24-16 victory in the **season finale at Cin. (1/1/12)**...Win wrapped up the AFC North Division Championship and the Ravens' first-ever undefeated divisional record

74 MICHAEL OHER

- Started at RT and helped the Ravens rush for 290 yards (third most in franchise history), including a career-high 204 yards by RB Ray Rice (fourth most in franchise history), in the 24-10 victory in **game 12 at Cle. (12/4)**... Ravens racked up 448 total yards and 24 first downs
 - Started at RT and helped the Ravens gain 356 yards, including a 92-yard game-winning TD drive with 8 seconds remaining, in the 23-20 win in **game 8 at Pit. (11/6)**...Ravens converted a franchise-record 14 of 21 third-down attempts (66.7%) against the Steelers
 - Started at RT and helped Flacco establish career highs in completions (31) and attempts (51) for 336 yards in the 30-27 victory in **game 7 vs. Ari. (10/30)**...Also helped pave the way for RB Ray Rice to rush for a career-high 3 TDs
 - Started at RT and helped the Ravens produce a franchise-record 553 total yards, including a career-high 389 passing yards and 3 TDs from Flacco in **game 3 at STL (9/25)**
 - Started both playoff games at RT and helped protect QB Joe Flacco, allowing him to set postseason career highs with 482 yards (36-of-63 passing), 4 TDs and a 96.1 QB rating
 - Started at RT and helped protect Flacco, allowing him time to complete 22 of 36 passes for a then-postseason franchise-record 306 yards, 2 TDs and 1 INT for a 95.4 QB rating in the **AFC Championship at NE (1/22/12)**...Ravens produced a then-postseason franchise-record 398 yards
- 2010: (16/16, 2/2)** Helped protect QB Joe Flacco, allowing him to complete 62.6% of his passes (306 of 489) and throw for 3,622 passing yards, a set career highs with 25 TDs and a 93.6 QB rating...Also helped the Ravens rush for 1,831 yards and 11 TDs
- Started at LT and helped pave the way for the Ravens to rush for 208 yards and RB Ray Rice to produce a career-high 233 yards from scrimmage (153 rushing and 80 receiving) in the 30-24 victory in **game 14 vs. NO (12/19)**
 - Started at LT and helped protect QB Joe Flacco, allowing him time to complete 71% of his passes (25 of 35) for 289 yards and 2 TDs, before leaving the game in the second half with a knee injury, in the 17-10 win in **game 11 vs. TB (11/28)**...Flacco set a Ravens' franchise record with his 52nd-career TD pass
 - Started at LT and helped protect Flacco, allowing him to complete a career-high 77.1% of his passes (min. 25 completions) for 2 TDs and no INTs, in **game 6 at NE (10/17)**
 - Started at LT and helped the Ravens rush for 233 yards, 4 TDs, and a franchise-record 17 first downs, in the 31-17 victory in **game 5 vs. Den. (10/10)**
 - Started at LT in both playoff games and helped the Ravens produce 516 total yards, including a layoff-record 390 yards in the **Wild Card Game at KC (1/9/11)**...Flacco established postseason franchise mark for completion percentage (73.5), adding a then-career bests in passing

yards (265), passing TDs (2) and QB rating (115.4) in the 30-7 victory against the Chiefs

2009: (16/16, 2/2) Started all 16 games (11 at RT and five at LT) as a rookie...Earned NFL Rookie of the Month honors (December) and Peter King's *Sports Illustrated* Mid-Season All-Pro Team...Helped the Ravens tie a then-franchise record for points (391 in 2003) and also set a record for most TDs scored (47)...Ravens also added a team-record 22 rushing TDs...Helped the Ravens post 5,619 total yards (third-highest total in franchise history), including the then-three top single-game yardage totals in team history (548 in game 13 vs. Det. - 12/13, 501 in game 1 vs. KC - 9/13 and 479 yards in game 3 vs. Cle. - 9/27)...Helped pave the way for the Ravens to rush for 2,200 yards, including 1,339 yards (third-highest total in franchise history) by RB Ray Rice, who finished second in the NFL in yards from scrimmage (2,041) and became just the second player in franchise history (Jamal Lewis - 2,271 in 2003) to gain 2,000 yards from scrimmage...Helped the Ravens rank ninth in the NFL in team scoring (24.4 ppg)

- Started at LT and helped the Ravens gain a then-franchise-record 548 total yards, including 230 passing and 308 rushing yards (second-most in franchise history) and a franchise-record 5 rushing TDs in **game 13 vs. Det. (12/13)**
- Started his first-career NFL game at RT and helped set a then-Ravens' franchise record with 501 total yards in **game 1 vs. KC (9/13)**...Helped pave the way for 198 yards rushing and protected Flacco, allowing him to throw for 307 yards and 3 TDs in the 38-24 win
- Helped the Ravens rush for 321 yards (4.5 avg.) and 4 TDs in the postseason...Also helped protect QB Joe Flacco, with the Ravens only allowing 1 sack on 45 dropbacks
- Started his first-career postseason game at RT and helped the Ravens rush for a postseason-franchise-record 234 yards and 4 TDs, including a postseason-franchise-record 83-yard TD run (second-longest rush in NFL postseason history) by Ray Rice on the first play from scrimmage in the 33-14 victory in the **Wild Card Game at NE (1/10/10)**... Baltimore did not allow a sack against the Patriots

COLLEGE: Four-year starter who began his career at guard, then moved to left tackle as a sophomore...Ended his career with the third-best active consecutive starting streak (47 games) among SEC players...Was a consensus first-team All-American and unanimous first-team All-SEC choice as a senior in 2008, when he won the SEC's Jacobs Blocking Trophy, given to the conference's top offensive lineman... Named team captain and started all 13 games at LT...Allowed just 2.5 sacks on 340 pass plays, while posting a league-high 15 TD-resulting blocks...Consensus first-team All-SEC selection, after starting all 12 games at LT as a junior in 2007...Posted 12 TD-resulting blocks and 99 knockdowns/key blocks...Started all 12 games as a sophomore in 2006, earning second-team All-SEC honors after moving to LT

74 MICHAEL OHER

from guard...Posted eight TD-resulting blocks (of the Rebels' 20 offensive TDs), while allowing just 3.5 sacks... Helped BenJarvus Green-Ellis become the third 1,000-yard runner in Ole Miss history and record four 100-yard rushing games...First-team Freshman All-American by *Rivals.com* and *The Sporting News*, and he earned third-team honors from *College Football News* in 2005...Also earned first-team Freshman All-SEC accolades by the league's coaches and *The Sporting News*...Saw action in all 11 games, starting 10 at guard...Netted 6 TD-resulting blocks.

HIGH SCHOOL, PERSONAL: Prepped at Briarcrest Christian (Memphis, TN), earning *USA Today* and *EA Sports* All-American honors...Was a member of the 2005 Tennessee Athletic Coaches Association All-Star team, which was chosen to compete against the Kentucky prep All-Stars... Also competed in the US Army All-American Bowl and was named to *Rivals.com's* All-American Bowl All-Time Team... Selected by Tom Lemming/ESPN as the nation's top offensive tackle and was named to the *SuperPrep* All-American team, as he was ranked No. 24 among offensive linemen...Also earned two letters in track and basketball...Averaged 22 points and 10 rebounds a game, earning All-State honors by helping lead the basketball team to a 27-6 record, winning the district championship as a senior...Was also a state runner-up in the discus as a senior...Was the subject of the best seller "The Blind Side: The Evolution of a Game" by Michael Lewis, which was made into a major motion picture in 2009...Authored "I Beat The Odds," which was published in Feb. 2011...Full name: Michael Jerome Oher.

COMMUNITY: Annually co-hosts the Goodwill Gridiron Halloween Party, a fundraiser with proceeds benefiting Goodwill Industries of the Chesapeake...More than 15 players attend, with the event generating over \$100,000 each year...Goodwill provides career development, employment and related social services to assist people with special needs to enjoy the dignity and benefits of work and a better quality of life...In April 2010, received the Sports Award at the signature event of Big Brothers Big Sisters of New York City, the founding agency for the national movement of Big Brothers Big Sisters of America, for his promotion of the importance of mentoring...In Feb. 2012, spoke to students at Prince Street Elementary School about the importance of remembering that although some people are born into difficult situations, everyone can still find a way to be successful...Event was open to the public and participators were asked to bring canned goods that were then donated to the Maryland Food Bank...Continues to support teammates' charitable activities including Lardarius Webb's celebrity softball game and bowling classic, Jameel McClain's coat drive and Torrey Smith's Team Up with Torrey toy drive.





BALTIMORE
RAVENS

72

KELECHI OSEMELE
GUARD/TACKLE | 6-5 | 330

COLLEGE: Iowa State HS: Langham Creek (Houston, TX)
BORN: 6/24/89, Houston, TX
EXP. (NFL/RAVENS): 2/2 GP/GS (PLAYOFFS): 16/16 (4/4)

TRANSACTIONS

Kelechi Osemele was selected by the Ravens in the second round (60th overall) of the 2012 NFL Draft, following Courtney Upshaw, who was the team's first-overall pick (second round, 35th).

CAREER

- Started all 16 regular season (RT) and four postseason (LG) games as a rookie in 2012
- In 2012, helped the Ravens score the most points (398) in franchise history and gain the second-most total yards (5,640) in team history (5,723 in 1996), including a career-high 3,817 passing yards by QB Joe Flacco and 1,143 yards and 9 TDs rushing by RB Ray Rice



2012: (16/16, 4/4) Started all 16 games at RT as a rookie and helped the Ravens score the most points (398) in franchise history and gain the second-most total yards (5,640) in team history (5,723 in 1996), including a career-high 3,817 passing yards by QB Joe Flacco and 1,143 yards and 9 TDs rushing by RB Ray Rice


- Started at RT and helped the offense to a season-high 533 yards (224 rushing and 309 passing), the third-highest output in team history, in the 33-14 victory in **game 15 vs. NYG (12/23)**...Also helped two backs rush for 100 yards (Ray Rice - 107 and Bernard Pierce - 123) in the same game for the second time in team history (Le'Ron McClain - 139 and Willis McGahee - 108 on 12/20/08 at Dal.)
- Started at RT and helped the Ravens post a franchise-record 55 points while racking up 419 total yards, including 341 passing, in the 55-20 victory in **game 9 vs. Oak. (11/11)**
- Started his first-career NFL game at RT and helped the Ravens gain 430 total yards in the 44-13 victory in **game 1 vs. Cin. (9/10)**
- Started all four playoff games at LG and helped the Ravens average 410.3 yards per game...Also protected QB Joe Flacco, allowing him to become the second player in NFL history (Joe Montana - 1989) to throw 11 TDs and 0 INTs during the playoffs

COLLEGE: Played in 49 games for the Cyclones, making 43-consecutive starts (38 at LT and five at LG) to close out his career...Recorded 299 knockdown blocks and posted 49 TD-resulting blocks...Was an Iowa State co-captain during his senior campaign, a season in which he led all Big 12 linemen with 17 TD-resulting blocks and a team-high 112 knockdowns...Received All-American first-team honors from *The NFL Draft Report* and *Sports Illustrated*, adding second-team accolades by *The Sporting News* and *Lindy's* after starting all 13 games as a senior in 2011...All-Big 12 Conference first-team honoree by the league's coaches and *Associated Press*...Earned Iowa State Academic Honor Roll recognition

for the third-consecutive season...A team co-captain, he helped lead a rushing offense that ranked 39th in the nation (174.2 ypg) and 60th in total production (386.5 ypg)...Started all 12 games as a junior in 2010 and earned All-American third-team choice by *The NFL Draft Report* and an All-Big 12 second-team honoree by the *Associated Press*...Added conference honorable mention accolades from the league's coaches and was a member of the Big 12 Commissioner's Academic Honor Roll...Helped the Cyclones average 143.2 rushing yards per game, including 78.8 yards per game by RB Alexander Robinson...Started all 13 games as a sophomore in 2009 and earned All-Big 12 Conference second-team selection by the *Associated Press*, also receiving honorable mention honors from the league's coaches...Helped pave the way for ISU to average 180.0 rushing yards per game and 364.7 yards of total offense a contest...Produced 11 TD-resulting blocks and 68 knockdowns...Saw action as a sub at LG and LT, before moving into the starting lineup at LT for the final five contests of the season (started five of the 11 games he played in) as a redshirt freshman in 2008...Finished the year with 38 knockdowns, including 7 TD-resulting blocks...Redshirted as a true freshman in 2007...Was a liberal studies major at Iowa State, earning Cyclone Academic Honor Roll distinction from 2009-11.

HIGH SCHOOL, PERSONAL: Attended Langham Creek (Houston, TX) HS...Became a starter on the O-line during his sophomore campaign before earning 5A Region III All-District XVII honors as a senior at RT...Name is pronounced: kah-LETCH-ee oh-SEM-uh-lee.

COMMUNITY: Supported the Ravens' community initiatives by attending A Purple Evening and the Lavender Ladies Dinner, both events held to benefit Purple, the official women's fan club of the Baltimore Ravens...Also supported teammate Lardarius Webb's foundation by playing in his third annual softball game (June 2012).



BALTIMORE
RAVENS

30

BERNARD PIERCE

RUNNING BACK | 6-0 | 218

COLLEGE: Temple HS: Glen Mills (PA)

BORN: 5/10/91, Ardmore, PA

EXP. (NFL/RAVENS): 2/2 GP/GS (PLAYOFFS): 16/0 (4/0)

TRANSACTIONS

Bernard Pierce was selected by the Ravens in the third round (84th overall) of the 2012 NFL Draft.

CAREER

- Recorded 108 rushing attempts for 532 yards and 1 TD, and grabbed 7 receptions for 47 receiving yards as a rookie in 2012
- Posted career highs in carries (14), yards (123) and long gain (78 - Ravens longest play from scrimmage of the season) vs. NYG (12/23/12)
- Scored his first-career TD (12-yard run) at Cle. 11/4/12

2012: (16/0, 4/0) Finished second on the team with 108 carries for 532 rushing yards (4.9 avg.) and 1 TD...Also pulled in 7 receptions for 47 yards

- Established career highs in carries (14), yards (123) and long gain (78 - Ravens longest play from scrimmage of the season), as one of two backs (Ray Rice - 107) to rush for 100 yards in the same game for the second time in team history (Le'Ron McClain - 139 and Willis McGahee - 108 on 12/20/08 at Dal.) in the 33-14 victory in **game 15 vs. NYG (12/23)**
- Gained 53 yards on 8 carries (6.6 avg.) in **game 13 at Was. (12/9)**...Also pulled in a career-high 2 passes for a career-high-tying 11 yards against the Redskins
- Scored his first-career TD (12-yard run), finishing the game with 7 carries for 26 yards in **game 8 at Cle. (11/4)**
- Carried the ball 4 times for 17 yards and pulled in his first-career reception (good for 10 yards) in the 31-30 victory in **game 3 vs. NE (9/23)**
- Saw action in his first-career NFL game and carried the ball 4 times for 19 yards (4.8 avg.) in the 44-13 victory in **game 1 vs. Cin. (9/10)**
- Finished second on the team with 39 carries for 202 yards (5.2 avg.) and pulled in 1 reception for 8 yards, helping the Ravens average 410.3 yards per game during the playoffs

COLLEGE: Finished his Temple career starting 27 of 34 games, recording 663 carries for 3,570 rushing yards and 53 rushing TDs...Also caught 19 passes for 178 yards and 1 TD...Owns school records in rushing TDs (53), total TDs (54) and points scored (324)...Finished his three-year career ranking second in school history with 3,570 rushing yards...Rushed for over 1,000 yards twice and scored at least 10 TDs in each of his three seasons with the Owls...Selected as the ECAC Offensive Player of the Year and a first-team All-MAC honoree as a junior in 2011...Earned fourth-team All-American honors from *Phil Steele* while setting career highs with 273 carries for a conference-best 1,481 rushing yards and a school-record 27 TDs...Finished second nationally in scoring (13.5 ppg) and



rushing TDs (27) and sixth in rushing yards (123.4 ypg)...His 162 points scored are a Temple single-season record...Tied an Owls record with nine 100-yard rushing performances and recorded 3-or-more TDs six times...Was named MAC Player of the Week four times...Named first-team All-MAC after recording 154 carries for 728 yards and a team-best 10 TDs as a sophomore in 2010...Posted three 100-yard performances and three multi-TD games...Named *College Football News* honorable mention All-American and second-team Freshman All-American as a freshman in 2009...Was also selected as MAC Freshman of the Year and a first-team All-MAC honoree...Led the conference and finished 13th nationally with 1,361 rushing yards on 236 carries...His rushing total set the MAC and Temple freshman season record...His six 100-yard rushing performances set a then-single-season school record...Also recorded two 200-yard rushing outings and five multi-TD games

HIGH SCHOOL, PERSONAL: Prepped at Glen Mills (PA) HS...Rushed for 1,578 yards and 26 TDs as a senior, garnering first-team *Delaware County Times* All-Delco Team honors...Led all of Delaware County, averaging 143.4 rushing yards per contest...Earned a Class AAAA All-State selection as a junior...Was also a member of the track team, recording a 100-meter time of 10.6 seconds as a senior (the state's fastest time)...Majored in communications at Temple.

COMMUNITY: Supported the Ravens Hometown Huddle in Oct. 2012 by taking part in the first-ever Ravens TEAM Challenge at M&T Bank Stadium...Pierce joined teammates and Ravens cheerleaders to complete various tasks alongside students from Baltimore's Dogwood Elementary School...The NFL/United Way Hometown Huddle is a league-wide day of service designed to bring awareness and impact to the issue of youth health and fitness...Additionally, assisted teammates in their charitable work by participating in Vonta Leach's Celebrity Billiards Tournament benefitting breast cancer research, Lardarius Webb's Charity Bowling Classic and Jameel McClain's Coat Drive and Thanksgiving Dinner at the Salvation Army.

30 BERNARD PIERCE

2012

GAME-BY-GAME OFFENSE

RAVENS Date/Opp.	RUSHING					RECEIVING				
	No.	Yds.	Avg.	LG	TD	No.	Yds.	Avg.	LG	TD
9/10 vs. Cin.	4	19	4.8	11	0	0	0	0.0	0	0
9/16 @ Phi.	3	4	1.3	6	0	0	0	0.0	0	0
9/23 vs. NE	4	17	4.3	8	0	1	10	10.0	10	0
9/27 vs. Cle.	6	48	8.0	21	0	0	0	0.0	0	0
10/7 @ KC	2	13	6.5	12	0	0	0	0.0	0	0
10/14 vs. Dal.	4	21	5.3	16	0	1	6	6.0	6	0
10/21 @ Hou.	0	0	0.0	0	0	0	0	0.0	0	0
11/4 @ Cle.	7	26	3.7	12t	1	0	0	0.0	0	0
11/11 vs. Oak.	10	23	2.3	12	0	0	0	0.0	0	0
11/18 @ Pit.	2	8	4.0	4	0	1	11	11.0	11	0
11/25 @ SD	9	34	3.8	18	0	0	0	0.0	0	0
12/2 vs. Pit.	8	34	4.3	11	0	1	5	5.0	5	0
12/9 @ Was.	8	53	6.6	21	0	2	11	5.5	11	0
12/16 vs. Den.	5	20	4.0	14	0	0	0	0.0	0	0
12/23 vs. NYG	14	123	8.8	78	0	0	0	0.0	0	0
12/30 @ Cin.	22	89	4.0	14	0	1	4	4.0	4	0
Totals	108	532	4.9	78	1	7	47	6.7	11	0
Playoffs										
1/6/13 vs. Ind.	13	103	7.9	43	0	0	0	0.0	0	0
1/12/13 @ Den.	5	14	2.8	4	0	0	0	0.0	0	0
1/20/13 @ NE	9	52	5.8	11	0	1	8	8.0	8	0
2/3/13 @ SF	12	33	2.8	8	0	0	0	0.0	0	0
Totals	39	202	5.2	43	0	1	8	8.0	8	0



REGULAR SEASON

Year	Team	GP	GS	RUSHING					RECEIVING				
				No.	Yards	Avg.	LG	TD	No.	Yards	Avg.	LG	TD
2012	Baltimore	16	0	108	532	*4.9	78	1	7	47	6.7	11	0
Totals		16	0	108	532	4.9	78	1	7	47	6.7	11	0

*LED TEAM

CAREER SINGLE-GAME HIGHS (REGULAR SEASON)

RUSHING	RECEIVING
Carries:	Receptions:
14 (12/23/12 vs. NYG)	2 (12/9/12 at Was.)
Yardage:	Yardage:
123 (12/23/12 vs. NYG)	11 2 times (last: 12/9/12 at Was.)
Long Gain:	Long Gain:
78 (12/23/12 vs. NYG)	11 2 times (last: 12/9/12 at Was.)
Touchdowns:	Touchdowns:
1 (11/4/12 at Cle.)	None

100-yard Rushing Games: 1 (123 yards, 12/23/12 vs. NYG)

POSTSEASON

Year	Team	GP	GS	RUSHING					RECEIVING				
				No.	Yards	Avg.	LG	TD	No.	Yards	Avg.	LG	TD
2012	Baltimore	4	0	39	202	5.2	43	0	1	8	8.0	8	0
Totals		4	0	39	202	5.2	43	0	1	8	8.0	8	0

HISTORY OF DOMINANCE

The Ravens have been dominant at home since the day they arrived in Baltimore. Below are the Ravens' respective home records and corresponding NFL rankings during several periods.

RAVENS HOME RECORDS / NFL RANKINGS

Time Period (Milestone)	Record	NFL Rank
Since 2010 (Past Three Seasons)	21-3	2t
Since 2008 (John Harbaugh Arrival)	33-7	2t
Since 2000 (Super Bowl XXXV Season)	79-25	2
Since 1998 (M&T Bank Stadium Opened)	87-33	2t
Since 1996 (Team's Inception)	94-41-1	4



BALTIMORE
RAVENS

88

DENNIS PITTA
TIGHT END | 6-4 | 245

COLLEGE: BYU HS: Moorpark (CA)

BORN: 6/29/85, Fresno, CA

EXP. (NFL/RAVENS): 4/4 GP/GS (PLAYOFFS): 43/7 (6/3)

TRANSACTIONS

Dennis Pitta was selected by the Ravens in the fourth round (114th overall) of the 2010 NFL Draft.

CAREER

- Has 102 receptions for 1,075 yards and 10 TDs
- His 7 TDs in 2012 tied Todd Heap (2005) for most by a Ravens' tight end in a single season
- Posted a career-high 2 TD receptions, including a career-long 61-yarder, vs. Den. (12/16/12)
- Gained a career-high 125 yards (on 7 receptions) vs. Den. (12/16/12)
- Caught a career-high 8 receptions at Phi. (9/16/12)
- Caught his first-career TD vs. SF (11/24/11)
- Started his first-career game at Ten. (9/18/11)
- Grabbed his first-career reception at Cin. (9/19/10)



2012: (16/5, 4/2) Tied for second on the team (RB Ray Rice) with a career-high 61 receptions for 669 yards (11.0 avg.) and a career-high 7 TDs (second on team), which tied a franchise record for TD receptions by a TE...Helped the Ravens produce 5,640 total yards, second most in franchise history (5,723 in 1996) and a franchise-record 398 points

- Started and established career highs in receiving yards (125), long reception (61) and TDs (2) in **game 14 vs. Den. (12/16)**...Pitta's 61-yard TD reception marked the Ravens' second-longest play from scrimmage for the season, while his 7 scores tied Todd Heap (2005) for the most receiving TDs by a Ravens' TE in a season
- Led the team in receptions (5) and receiving yards (67, tied with Torrey Smith) in **game 9 vs. Oak. (11/11)**...Also pulled in a TD catch, tying his single-season high of 3 from 2011
- Started and led the team with a career-high 8 receptions for 65 yards in **game 2 at Phi. (9/16)**
- Recorded playoff career highs in receptions (14 - second on team), receiving yards (163) and TDs (3 - second on team), helping the Ravens average 410.3 yards per game in four postseason contests

2011: (16/2, 2/1) Posted 40 receptions for 405 yards and tied for third on the team with 3 TDs

- Led the team with 6 receptions for 62 yards and a TD in the 24-16 victory in the **season finale at Cin. (1/1/12)**...Ravens swept the AFC North division and earned the team's first division title since 2006
- Netted 2 receptions, including his first-career TD, in the 16-6 victory in **game 11 vs. SF (11/24)**
- Produced 6 receptions for 46 yards in the 30-27 victory in **game 7 vs. Ari. (10/30)**

- Started his first-career game and pulled in 2 receptions for 24 yards in **game 2 at Ten. (9/18)**
- Saw action in both playoff games (one start) and finished second on the team with 7 catches for 70 yards and 1 TD
- Started his first-career postseason game and finished second on the team with 5 receptions for 41 yards and his first-career postseason TD in the **AFC Championship at NE (1/22/12)**

2010: (11/0, 0/0) Recorded a reception for 1 yard and a special teams tackle

- Recorded his first-career special teams tackle before leaving the game with a concussion in the 20-10 victory in **game 15 at Cle. (12/26)**
- Pulled in his first-career reception in **game 2 at Cin. (9/19)**
- Saw action in his first-career game, but did not record a reception in the **season opener at NYJ (9/13)**
- Was a game-day inactive in the **Divisional Playoff at Pit. (1/15/11)** and the 30-7 victory in the **Wild Card Playoff at KC (1/9/11)**

COLLEGE: Started 34 of his 50 career games, recording 221 receptions for 2,901 yards and 21 TDs...A team captain, he was one of three finalists for the John Mackey Award, given to the nation's top TE as a senior in 2009...Earned first-team All-America accolades from the American Football Coaches Association, Walter Camp Foundation and *Pro Football Weekly*, adding second-team honors from the *Associated Press*, *The Sporting News* and *Sports Illustrated*...Received the Elite TE Trophy from the College Football Performance Awards, becoming the first non-BCS winner since 2001...Was a first-team All-Mountain West Conference and Academic All-MWC choice...Led the team in receptions for the second

88 DENNIS PITTA

time in his career with 62 (third among all TEs in the nation) for 829 yards (13.4 ypc) and 8 TDs...Pitta finished his collegiate career having caught at least one pass in 43-consecutive games dating back to 10/23/04, before his LDS mission... Third-team All-America selection by *Rivals.com* as a junior (2008)...Candidate for the Lombardi and Biletnikoff Awards, while also a John Mackey Award semifinalist...Also earned first-team All-MWC honors and was an Academic All-MWC pick...Recorded a career-high 83 receptions, a Cougar single-season record at his position...Became just the second TE at BYU to gain over 1,000 yards receiving in a season with 1,083, which was also the eighth-best overall season total in school history, ranking third on the Cougars' TE yearly record book... Totaled 213 receiving yards vs. Northern Iowa, making him only the second BYU TE to ever gain over 200 yards receiving in a single game...Came back strong after completing his Mormon mission, earning first-team All-MWC and Academic All-MWC honors as a sophomore in 2007...Led the Cougars and all MWC TEs with 59 receptions, though he only started five games...Recorded 813 yards (13.8 ypc) and 5 TDs... Served on an LDS church mission to the Dominican Republic (2005-06)...Joined the BYU football team as a greyshirt walk-on in 2003.

HIGH SCHOOL, PERSONAL: Lettered three times in track, twice in football and once in basketball at Moorpark (CA) HS...Played WR and CB, leading the Musketeers to the CIF state semi finals...Was named first-team All-County, All-League and All-Area his senior season in which he recorded 64 receptions for 1,150 yards and 13 TDs...Four-time scholar-athlete who was also named a National Football Foundation Scholar Athlete...An Eagle Scout, Pitta graduated from BYU with a degree in business education...His father, Dennis, was a middle linebacker at California from 1968-69...Dennis and his wife, Mataya, have a newborn son, Decker.

COMMUNITY: As part of the NFL's "Salute to Service" Military Appreciation initiative, joined teammates in hosting a karaoke party for local Baltimore veterans (Nov. 2011)... Taught youth football players the fundamentals of football at the NEXT Level Football Camp at Provo High School in Provo, Utah...In 2012, led football drills for more than 150 kids at Coca-Cola's youth fitness event Live Positively: Get the Ball Rolling, an initiative designed to educate youth the importance of healthy living...Also awarded Player of the Year by the Tri-State Ravens Nest 12 for his success on and off the field...Supported Ravens' community initiatives by attending the annual women's event, A Purple Evening at M&T Bank Stadium...Also participated in teammates' charitable events, including Vonta Leach's Celebrity Billiards Tournament benefitting breast cancer research and Haloti Ngata's Family Foundation Luau.

2012

GAME-BY-GAME OFFENSE										
RAVENS										
Date/Opp.	RECEIVING					RUSHING				
	No.	Yds.	Avg.	LG	TD	No.	Yds.	Avg.	LG	TD
9/10 vs. Cin.	5	73	14.6	25	1	0	0	0.0	0	0
9/16 @ Phi.	8	65	8.1	16	0	0	0	0.0	0	0
9/23 vs. NE	5	50	10.0	20t	1	0	0	0.0	0	0
9/27 vs. Cle.	0	0	0.0	0	0	0	0	0.0	0	0
10/7 @ KC	3	22	7.3	11	0	0	0	0.0	0	0
10/14 vs. Dal.	4	33	8.3	9	0	0	0	0.0	0	0
10/21 @ Hou.	5	33	6.6	9	0	0	0	0.0	0	0
11/4 @ Cle.	2	33	16.5	27	0	0	0	0.0	0	0
11/11 vs. Oak.	5	67	13.4	26	1	0	0	0.0	0	0
11/18 @ Pit.	1	5	5.0	5	0	0	0	0.0	0	0
11/25 @ SD	6	42	7.0	16	1	0	0	0.0	0	0
12/2 vs. Pit.	1	19	19.0	19	0	0	0	0.0	0	0
12/9 @ Was.	5	46	9.2	14t	1	0	0	0.0	0	0
12/16 vs. Den.	7	125	17.9	61t	2	0	0	0.0	0	0
12/23 vs. NYG	4	56	14.0	36	0	0	0	0.0	0	0
12/30 @ Cin.	0	0	0.0	0	0	0	0	0.0	0	0
Totals	61	669	11.0	61t	7	0	0	0.0	0	0
Playoffs										
1/6/13 vs. Ind.	2	27	13.5	20t	1	0	0	0.0	0	0
1/12/13 @ Den.	3	55	18.3	24	0	0	0	0.0	0	0
1/20/13 @ NE	5	55	11.0	22	1	0	0	0.0	0	0
2/3/13 @ SF	4	26	6.5	9	1	0	0	0.0	0	0
Totals	14	163	11.6	24	3	0	0	0.0	0	0

2011

GAME-BY-GAME										
RAVENS										
Date/Opp.	RECEIVING					RUSHING				
	No.	Yds.	Avg.	LG	TD	No.	Yds.	Avg.	LG	TD
9/11 vs. Pit.	2	45	22.5	29	0	0	0	0.0	0	0
9/18 @ Ten.	2	24	12.0	16	0	0	0	0.0	0	0
9/25 @ STL	0	0	0.0	0	0	0	0	0.0	0	0
10/2 vs. NYJ	1	14	14.0	14	0	0	0	0.0	0	0
10/16 vs. Hou.	2	9	4.5	6	0	0	0	0.0	0	0
10/24 @ Jax.	3	13	4.3	15	0	0	0	0.0	0	0
10/30 vs. Ari.	6	46	7.6	12	0	0	0	0.0	0	0
11/6 @ Pit.	5	46	9.2	23	0	0	0	0.0	0	0
11/13 @ Sea.	4	49	12.3	17	0	0	0	0.0	0	0
11/20 vs. Cin.	0	0	0.0	0	0	0	0	0.0	0	0
11/24 vs. SF	2	19	9.5	11	1	0	0	0.0	0	0
12/4 @ Cle.	1	26	26.0	26	0	0	0	0.0	0	0
12/11 vs. Ind.	3	29	9.7	16	1	0	0	0.0	0	0
12/18 @ SD	3	25	8.3	11	0	0	0	0.0	0	0
12/24 vs. Cle.	0	0	0.0	0	0	0	0	0.0	0	0
1/1/12 @ Cin.	6	62	10.3	39	1	0	0	0.0	0	0
Totals	40	405	10.1	39	3	0	0	0.0	0	0
Playoffs										
1/15/12 vs. Hou.	2	29	14.5	16	0	0	0	0.0	0	0
1/22/12 @ NE	5	41	8.2	15	1	0	0	0.0	0	0
Totals	7	70	10.0	16	1	0	0	0.0	0	0

DID YOU KNOW?

In the 2012 Week 10 win vs. Oakland (11/11/12), Baltimore's 55 points set a single-game team record and also ranked as the third most by a NFL team in 2012. The Ravens' previous scoring record was 48 points, accomplished twice before: 12/13/09 vs. Det. and 12/19/05 vs. GB.

88 DENNIS PITTA

2010

GAME-BY-GAME

RAVENS		RECEIVING					RUSHING				
Date/Opp.	No.	Yds.	Avg.	LG	TD	No.	Yds.	Avg.	LG	TD	
9/13 @ NYJ	0	0	0.0	0	0	0	0	0.0	0	0	
9/19 @ Cin.	1	1	1.0	1	0	0	0	0.0	0	0	
9/26 vs. Cle.	0	0	0.0	0	0	0	0	0.0	0	0	
10/3 @ Pit.	0	0	0.0	0	0	0	0	0.0	0	0	
10/10 vs. Den.	INACTIVE					--	--	--	--	--	
10/17 @ NE	0	0	0.0	0	0	0	0	0.0	0	0	
10/24 vs. Buf.	0	0	0.0	0	0	0	0	0.0	0	0	
11/7 vs. Mia.	INACTIVE					--	--	--	--	--	
11/11 @ Atl.	INACTIVE					--	--	--	--	--	
11/21 @ Car.	INACTIVE					--	--	--	--	--	
11/28 vs. TB	0	0	0.0	0	0	0	0	0.0	0	0	
12/5 vs. Pit.	0	0	0.0	0	0	0	0	0.0	0	0	
12/13 @ Hou.	0	0	0.0	0	0	0	0	0.0	0	0	
12/19 vs. NO	0	0	0.0	0	0	0	0	0.0	0	0	
12/26 @ Cle.	0	0	0.0	0	0	0	0	0.0	0	0	
1/2/11 vs. Cin.	INACTIVE - HEAD					--	--	--	--	--	
Totals	1	1	1.0	1	0	0	0	0.0	0	0	
Playoffs											
1/9/11 @ KC	INACTIVE					--	--	--	--	--	
1/15/11 @ Pit.	INACTIVE					--	--	--	--	--	
Totals	0	0	0.0	0	0	0	0	0.0	0	0	



REGULAR SEASON

Year	Team	GP	GS	RECEIVING					RUSHING				
				No.	Yards	Avg.	LG	TD	No.	Yards	Avg.	LG	TD
2010	Baltimore	11	0	1	1	1.0	1	0	0	0	0.0	0	0
2011	Baltimore	16	2	40	405	10.1	39	3	0	0	0.0	0	0
2012	Baltimore	16	5	61	669	11.0	61t	7	0	0	0.0	0	0
Totals		43	7	102	1,075	10.5	61t	10	0	0	0.0	0	0

SPECIAL TEAMS TACKLES (2): 2010 (1); 2011 (1)

CAREER SINGLE-GAME HIGHS (REGULAR SEASON)

Receptions: 8 (9/16/12 at Phi.)
Yardage: 125 (12/16/12 vs. Den.)
Long gain: 61t (12/16/12 vs. Den.)
Touchdowns: 2 (12/16/12 vs. Den.)

100-yard Receiving Games: 1 (125 yards, 12/16/12 vs. Den.)

POSTSEASON

Year	Team	GP	GS	RECEIVING					RUSHING				
				No.	Yards	Avg.	LG	TD	No.	Yards	Avg.	LG	TD
2010	Baltimore	0	0	0	0	0.0	0	0	0	0	0.0	0	0
2011	Baltimore	2	1	7	70	10.0	16	1	0	0	0.0	0	0
2012	Baltimore	4	2	14	163	11.6	24	3	0	0	0.0	0	0
Totals		6	3	21	233	11.1	24	4	0	0	0.0	0	0

PITTA A PRIME TARGET

In 2012's Week 15 game vs. Denver, TE Dennis Pitta set career highs in receiving yards (125) and TD catches (2), grabbing 7 receptions. Pitta scored his second TD of the game on a 61-yard catch and run – breaking three tackles along the way – a play that stands as the Ravens' second-longest from scrimmage in 2012. Pitta had 7 receiving TDs in 16 games, a mark that ties Todd Heap (2005) for the most scores by a TE in Ravens single-season history. Pitta's 61 catches in 2012 tied (RB Ray Rice) for second on the team, while his 7 receiving scores were also second most (WR Torrey Smith had 8).

TD CATCHES BY A TIGHT END (Ravens Single Season)

1. Dennis Pitta 7 (2012)
Todd Heap 7 (2005)
3. Todd Heap 6 (2002, '06 and '09)



BALTIMORE
RAVENS

34

BOBBY RAINEY
RUNNING BACK | 5-8 | 212

COLLEGE: Western Kentucky HS: Griffin (GA)
BORN: 10/16/87, Griffin, GA
EXP. (NFL/RAVENS): 2/2 GP/GS (PLAYOFFS): 0/0 (0/0)

TRANSACTIONS

Bobby Rainey was signed to the Ravens' active roster from their practice squad on 10/16/12...Originally signed with the Ravens as a rookie free agent on 5/10/12.

CAREER

- Missed the majority of his rookie season (2012) after being placed on Injured Reserve (knee) on 11/13/12



2012: (0/0, 0/0) Missed the majority of his rookie season after being placed on Injured Reserve (knee) on 11/13

- Was a game-day inactive in **games 7-9**
- Signed to the Ravens' active roster from their practice squad on 10/16/12...Originally signed with the Ravens as a rookie free agent on 5/10/12

COLLEGE: Appeared in 44 career games with the Hilltoppers, recording 4,542 rushing yards on 895 carries (4.6 avg.) and 35 TDs...Hauled in 80 career receptions for an additional 682 yards and 5 scores...Boasted 63 KORs for 1,631 yards...Ranks 11th in NCAA history with 6,906 all-purpose yards...As a senior in 2011, earned his second-consecutive Sun Belt Conference Offensive Player of the Year nod while being named to five different All-America teams...Finished the season ranked second in the nation with 1,695 rushing yards, his second-consecutive 1,500-yard rushing campaign...Became just the 10th player in the past 15 years to rush for at least 1,500 yards in back-to-back seasons...His 22-career 100-yard rushing contests are a Hilltoppers' school record...Led the nation in rushing attempts (369) for the second-straight year, amassing 1,695 rushing yards and 13 ground scores...Added 36 receptions for 361 yards and 4 TDs, totaling 2,056 yards from scrimmage...His 8.50 points per game were first in the Sun Belt Conference...Eclipsed the 200-yard rushing mark on three occasions, including a season-high 227 rushing yards and 3-TD performance in the season finale against Troy...Had 206 rushing yards and 3 ground scores in the win against Louisiana-Lafayette...Tied a school record with his eighth-consecutive 100-yard rushing game in the loss to Indiana State...In 2010, earned honorable-mention All-America honors from *SI.com* after finishing the season third in the nation in rushing (137.4 yards per game)...Also named the Sun Belt Conference Offensive Player of the Year and first-team All-Conference...Led the country in carries, setting a new WKU record with 340 attempts for 1,649 rushing yards (second in school history) and 15 ground TDs...Added 29 receptions for 239 yards...Had nine 100-yard rushing performances and set a school-record seven games with 150-rushing yards or more...Set single-game career highs with 45 rushes (school record) for 248 yards, adding 2

TDs against Middle Tennessee...Amassed 184 rushing yards and 2 TDs in the loss at Kentucky...Had no fewer than 21 carries in each contest of the season...Scored 2 TDs in six different games, including each of the last four...In 2009, was named to Phil Steele's first-team All-Sun Belt Conference list as a kick returner and a third-team member at RB...Set a single-season school record with 44 KORs for 1,050 yards...Amassed 939 rushing yards on 144 carries (6.5 avg.) with 6 TDs...Also had 13 catches for 83 yards and 1 score...Broke the WKU single-season record with 2,101 all-purpose yards, with the 175.1 average per game ranking second on the school's all-time list...As a redshirt sophomore, compiled 275 rushing yards on 42 carries with 1 TD in eight contests in 2008...Also had 19 KORs for 581 yards, amassing 870 all-purpose yards...Redshirted as a true freshman in 2007...Majored in sports management.

HIGH SCHOOL, PERSONAL: Prepped at Griffin (GA) HS, where he was a four-year letterwinner and starter in football...Rushed for over 5,000 yards and passed for over 1,000 more while accumulating 88 total TDs in his high school career...Played in the North-South Georgia All-Star game following his senior season...Named CSS Chevy Offensive Player of the Year as a senior, as well as first-team All-State, after rushing for 2,040 yards and 31 TDs...Lettered in basketball as a freshman.

COMMUNITY: During his rookie season (2012), Rainey participated in events that promote Play 60, the NFL movement for an active generation...Events included the Hispanic Heritage Youth Football Clinic in downtown Baltimore...Supported his teammates' and the organization's community efforts...Attended Vonta Leach's Celebrity Billiards Event, Ray Rice's holiday food service at Our Daily Bread soup kitchen, Torrey Smith's holiday toy drive, Lardarius Webb's Charity Bowling Classic and A Purple Evening, the team's annual women's event at M&T Bank Stadium.



BALTIMORE
RAVENS

16

DAVID REED

WIDE RECEIVER/RETURN SPECIALIST | 6-0 | 195

COLLEGE: Utah HS: New London (CT)

BORN: 3/22/87, Dubuque, IA

EXP. (NFL/RAVENS): 4/4 GP/GS (PLAYOFFS): 29/0 (3/0)

TRANSACTIONS

David Reed was selected in the fifth round (156th overall) of the 2010 NFL Draft...Was the first of two Ravens fifth-round selections (DT Arthur Jones - 157th overall).

HONORS

- AFC Special Teams Player of the Week (Week 14, 2010)

CAREER

- Pulled in his first-career reception vs. Den. (12/16/12)
- Led the NFL by averaging 29.3 yards per KOR (21 for 616) as a rookie in 2010
- Recorded a then-franchise-record 103-yard KOR-TD to open the second half in the 34-28 overtime victory at Hou. (12/13/10)



2012: (5/0, 3/0) Posted a career-high 5 receptions for 66 yards and netted 4 special teams tackles despite missing the first 11 games of the season while on the PUP list (knee)

- Hauled in a career-high 3 receptions for 44 yards, helping the Ravens outgain the Bengals in total yardage 352 to 189, including 206 yards and 2 TDs rushing, in **game 16 at Cin. (12/30)**
- Pulled in his first-career reception, finishing the game with 2 catches for 22 yards, in **game 14 vs. Den. (12/16)**
- Activated off of the PUP list (knee) on 11/26
- Was placed on the Physically Unable to Perform list (knee) on 8/27 and missed the first 11 weeks of the season
- Saw action in three postseason games, recording a solo special teams tackle

2011: (11/0, 0/0) Recorded 29.7 yards per KOR (534 yards), including a long of 77...Placed on Injured Reserve (knee) on 12/26

- Returned 1 KO for 30 yards before leaving the game with a knee injury in the 20-14 victory in **game 15 vs. Cle. (12/24)**
- Returned 4 KOs for 129 yards (32.3 avg.), including a long of 45, in the 23-20 win in **game 8 at Pit. (11/6)**
- Had 2 KORs for 53 yards (26.5 avg.) and posted 1 special teams tackle in **game 6 at Jax. (10/24)**
- Was a game-day inactive (shoulder) in the 34-17 victory in **game 4 vs. NYJ (10/2)** and the 37-7 victory in **game 3 at STL (9/25)**
- Had 3 KORs for 125 yards (41.7 avg.), including a long of 77, before leaving the game in the fourth quarter with a shoulder injury in **game 2 at Ten. (9/18)**...Also recorded a special teams tackle against the Titans

2010: (13/0, 0/0) Led the NFL by averaging 29.3 yards per KOR (21 for 616), including a career-long and then-franchise-

record 103-yard return for a TD...Also finished fourth on the team with 11 special teams tackles

- Earned AFC Special Teams Player of the Week honors after returning 6 KOs for 233 yards (38.8 avg.), including a career-long and then-franchise-record 103-yarder for a TD to open the second half, in the 34-28 overtime victory in **game 13 at Hou. (12/13)**
- Had 3 KORs for 135 yards (45.0 avg.), including a then-career-long 84-yarder, in the 37-13 win in **game 10 at Car. (11/21)**...Also recorded 2 special teams tackles
- Recorded his first NFL carry, on a reverse, gaining 15 yards and a first down, in the 26-10 win in **game 8 vs. Mia. (11/7)**...Also had 2 KORs for 44 yards (22.0 avg.)
- Saw action on special teams in his first-career NFL game and led the team with 3 special teams tackles and a FF in the **season opener at NYJ (9/13)**

COLLEGE: Finished his two-year career at Utah with 106 receptions for 1,615 yards (15.2 avg.) and 11 TDs in 26 games (13 starts) and set Utah school records for receptions (81) and receiving yards (1,188) in a season as a senior (2009)...First-team All-Mountain West Conference honoree after setting school records for receptions (81) and receiving yards (1,188) in a season (breaking a 21-year-old school record) and 5 TDs as a senior...Led the MWC and ranked 15th in the nation in receiving yards per game (91.4)...His 14.7 yards per catch ranked fifth in the nation (min. 75 catches)...Led the MWC in receptions and was the only 1,000-yard receiver in the conference...Posted five 100-yard games...Honorable mention All-MWC as a kick returner, leading the team with 25 KORs for 635 yards (25.4 average) as a junior in 2008...Pulled in 25 receptions for 427 yards, for a team-leading 17.1 yards per reception, and posted 6 TD receptions, ranking him second on the squad... Averaged 29.0 yards on 2 receptions vs. Alabama in the

16 DAVID REED

Sugar Bowl, including a 28-yard TD grab that gave Utah a 28-17 lead...Netted a season-best 87 yards and 2 TDs vs. San Diego State...Played two seasons (2006-07) at Pasadena City College, finishing with school career records of 151 receptions for 1,872 yards (12.4 avg.) and 24 TDs...Named first-team JC Gridwire All-American and first-team All-Conference after setting national junior college records with 111 catches and 1,661 receiving yards in 2007...Also added a single-season PCC record 13 receiving TDs...Broke every single-game and career receptions record at Pasadena City College en route to being named PCC's Offensive Player of the Year...Opened the season with a monster game, pulling in 11 catches for 211 yards and 2 TDs against LA Southwest...Finished third on the team with 40 receptions for 711 yards (11.7 avg.) and pulled in a team-leading 11 TDs as a freshman in 2006.

HIGH SCHOOL, PERSONAL: Graduated from New London (CT) HS, where he was a first-team All-Conference and All-State honoree...Won three state championships (two at New Britain and one at New London)...Caught a combined 57 passes for 1,146 yards and 19 TDs in 2003 and 2004 at New Britain (CT) HS...Transferred to New London as a senior and scored 20 TDs, en route to his third-consecutive state title.

COMMUNITY: Attended the sixth annual holiday dinner at the Helping Up Mission men's shelter in downtown Baltimore, led by teammate Ray Rice...Joined Rice and other teammates in serving hot meals to the 350 men who stay in the shelter...Also supported the Ravens' community initiatives by attending A Purple Evening, the annual women's event.

2012

GAME-BY-GAME OFFENSE

RAVENS Date/Opp.	RECEIVING				RUSHING					
	No.	Yds.	Avg.	LG	TD	No.	Yds.	Avg.	LG	TD
9/10 vs. Cin.	PUP LIST - KNEE									
9/16 @ Phi.	PUP LIST - KNEE									
9/23 vs. NE	PUP LIST - KNEE									
9/27 vs. Cle.	PUP LIST - KNEE									
10/7 @ KC	PUP LIST - KNEE									
10/14 vs. Dal.	PUP LIST - KNEE									
10/21 @ Hou.	PUP LIST - KNEE									
11/4 @ Cle.	PUP LIST - KNEE									
11/11 vs. Oak.	PUP LIST - KNEE									
11/18 @ Pit.	PUP LIST - KNEE									
11/25 @ SD	PUP LIST - KNEE									
12/2 vs. Pit.	0	0	0.0	0	0	0	0.0	0	0	0
12/9 @ Was.	0	0	0.0	0	0	0	0.0	0	0	0
12/16 vs. Den.	2	22	11.0	12	0	0	0.0	0	0	0
12/23 vs. NYG	0	0	0.0	0	0	0	0.0	0	0	0
12/30 @ Cin.	3	44	14.7	23	0	0	0.0	0	0	0
Totals	5	66	13.2	23	0	0	0.0	0	0	0
Playoffs										
1/6/13 vs. Ind.	0	0	0.0	0	0	0	0.0	0	0	0
1/12/13 @ Den.	INACTIVE									
1/20/13 @ NE	0	0	0.0	0	0	0	0.0	0	0	0
2/3/13 @ SF	0	0	0.0	0	0	0	0.0	0	0	0
Totals	0	0	0.0	0	0	0	0.0	0	0	0

2011

GAME-BY-GAME KICKOFF RETURNS

RAVENS Date/Opp.	No.	Yards	Avg.	LG	TD
9/11 vs. Pit.	SUSPENDED BY THE NFL				
9/18 @ Ten.	3	125	41.7	77	0
9/25 @ STL	INACTIVE - SHOULDER				
10/2 vs. NYJ	INACTIVE - SHOULDER				
10/16 vs. Hou.	0	0	0.0	0	0
10/24 @ Jax.	2	53	26.5	33	0
10/30 vs. Ari.	4	85	21.3	27	0
11/6 @ Pit.	4	129	32.3	45	0
11/13 @ Sea.	3	65	21.7	25	0
11/20 vs. Cin.	INACTIVE				
11/24 vs. SF	0	0	0.0	0	0
12/4 @ Cle.	0	0	0.0	0	0
12/11 vs. Ind.	0	0	0.0	0	0
12/18 @ SD	1	47	47.0	47	0
12/24 vs. Cle.	1	30	30.0	30	0
1/1/12 @ Cin.	INJURED RESERVE - KNEE				
Totals	18	534	29.7	77	0
Playoffs					
1/15/12 vs. Hou.	INJURED RESERVE - KNEE				
1/22/12 @ NE	INJURED RESERVE - KNEE				
Totals	0	0	0.0	0	0

2010

GAME-BY-GAME KICKOFF RETURNS

RAVENS Date/Opp.	No.	Yards	Avg.	LG	TD
9/13 @ NYJ	0	0	0.0	0	0
9/19 @ Cin.	0	0	0.0	0	0
9/26 vs. Cle.	0	0	0.0	0	0
10/3 @ Pit.	0	0	0.0	0	0
10/10 vs. Den.	0	0	0.0	0	0
10/17 @ NE	0	0	0.0	0	0
10/24 vs. Buf.	INACTIVE				
11/7 vs. Mia.	2	44	22.0	23	0
11/11 @ Atl.	3	64	21.3	31	0
11/21 @ Car.	3	135	45.0	84	0
11/28 vs. TB	2	50	25.0	30	0
12/5 vs. Pit.	4	72	18.0	27	0
12/13 @ Hou.	6	233	38.8	103t	1
12/19 vs. NO	1	18	18.0	18	0
12/26 @ Cle.	INACTIVE - HEAD				
1/2/11 vs. Cin.	INACTIVE - HEAD				
Totals	21	616	29.3	103t	1
Playoffs					
1/9/11 @ KC	INACTIVE - WRIST				
1/15/11 @ Pit.	INACTIVE - WRIST				
Totals	0	0	0.0	0	0



16 DAVID REED

REGULAR SEASON

Year	Team	GP	GS	RECEIVING					RUSHING				
				No.	Yards	Avg.	LG	TD	No.	Yards	Avg.	LG	TD
2010	Baltimore	13	0	0	0	0.0	0	0	1	15	15.0	15	0
2011	Baltimore	11	0	0	0	0.0	0	0	1	16	16.0	16	0
2012	Baltimore	5	0	5	66	13.2	23	0	0	0	0.0	0	0
Totals		29	0	5	66	13.2	23	0	2	31	15.5	16	0

SPECIAL TEAMS TACKLES (19): 2010 (11); 2011 (4); 2012 (4)

CAREER SINGLE-GAME HIGHS (REGULAR SEASON)

RECEIVING	RUSHING
Receptions: 3 (12/30/12 at Cin.)	Carries: 1 2 times (last: 11/13/11 at Sea.)
Yardage: 44 (12/30/12 at Cin.)	Yardage: 16 (11/13/11 at Sea.)
Long Gain: 23 (12/30/12 at Cin.)	Long Gain: 16 (11/13/11 at Sea.)
Touchdowns: None	Touchdowns: None

Year	Team	GP	GS	KICKOFF RETURNS					PUNT RETURNS				
				No.	Yards	Avg.	LG	TD	No.	FC	Yards	Avg.	LG
2010	Baltimore	13	0	*21	*616	**29.3	103t	1	0	0	0.0	0	0
2011	Baltimore	11	0	*18	*534	*29.7	77	0	0	0	0.0	0	0
2012	Baltimore	5	0	0	0	0.0	0	0	0	0	0.0	0	0
Totals		29	0	39	1,150	29.5	103t	1	0	0	0.0	0	0

*LED TEAM

**LED NFL

POSTSEASON

Year	Team	GP	GS	KICKOFF RETURNS					PUNT RETURNS					
				No.	Yards	Avg.	LG	TD	No.	FC	Yards	Avg.	LG	TD
2010	Baltimore	0	0	0	0	0.0	0	0	0	0	0	0.0	0	0
2011	Baltimore	0	0	INJURED RESERVE - KNEE					--	--	--	--	--	--
2012	Baltimore	3	0	0	0	0.0	0	0	0	0	0	0.0	0	0
Totals		3	0	0	0	0.0	0	0	0	0	0	0.0	0	0

2012 POSTSEASON NUMBERS TO RAVE ABOUT

10

Turnovers the Ravens forced in the 2012 postseason (6 interceptions and 4 fumbles). The 10 take-aways gave Baltimore a +6 turnover ratio over four playoff games.

23

Offensive plays of 20-or-more yards by the Ravens during the 2012 playoffs. During the regular season, Baltimore posted a franchise-record 72 such plays, which ranked third in the NFL.

71.4

Red zone TD scoring percentage by the Ravens during the 2012 postseason, scoring TDs on 10 of 14 trips inside the 20. At one point, Baltimore scored a TD on 10-straight trips inside the red zone.

619

Combined yards (147 receiving and 472 returning) by WR/RS Jacoby Jones in the 2012 playoffs, averaging 154.7 yards per game. Jones set a Super Bowl record with his 290 combined yards against the 49ers, a mark that includes an NFL record-tying 108-yard KOR-TD.





BALTIMORE
RAVENS

76

JAH REID
GUARD/TACKLE | 6-7 | 340

COLLEGE: Central Florida HS: Haines City (FL)

BORN: 7/21/88, Haines City (FL)

EXP. (NFL/RAVENS): 3/3 GP/GS (PLAYOFFS): 25/7 (2/0)

TRANSACTIONS

Jah Reid was selected in the third round (85th overall) of the 2011 NFL Draft...Ravens traded their third-round pick (90th overall) and a sixth-round pick (191st overall) to Philadelphia in exchange for the Eagles' 85th selection.

CAREER

- Helped the Ravens score the most points (398) in franchise history and post the second-most total yards (5,640) in team history (5,723 in 1996), including a career-high 3,817 passing yards by QB Joe Flacco in 2012
- Helped pave the way for RB Ray Rice to score a franchise-record 15 total TDs (12 rushing and 3 receiving) and rush for a career-high 1,364 yards in 2011...Rice led the league with 2,068 yards from scrimmage



2012: (9/7, 0/0) Helped the Ravens score the most points (398) in franchise history and post the second-most total yards (5,640) in team history (5,723 in 1996), including a career-high 3,817 passing yards by QB Joe Flacco and 1,143 yards and 9 TDs rushing by RB Ray Rice before being placed on Injured Reserve (toe) on 1/11/13

- Started at LG and helped the offense post a season-high 533 yards (224 rushing and 309 passing), the third-highest output in team history, in the 33-14 victory in **game 15 vs. NYG (12/23)**...Also helped two backs rush for 100 yards (Ray Rice - 107 and Bernard Pierce - 123) in the same game for the second time in team history (Le'Ron McClain - 139 and Willis McGahee - 108 on 12/20/08 at Dal.)
- Started his first-career game at LG and helped protect QB Joe Flacco, allowing him to throw for 164 yards in the 13-10 victory in **game 10 at Pit. (11/18)**
- Was a game-day inactive (calf) in games 1-7

2011: (16/0, 2/0) Saw action both on special teams, and as an extra TE in a jumbo package, and helped pave the way for RB Ray Rice to score a franchise-record 15 total TDs (12 rushing and 3 receiving) and rush for a career-high 1,364 yards, part of 1,996 yards by the Ravens in 2011...Rice led the NFL with 2,068 yards from scrimmage...Also helped protect QB Joe Flacco, allowing him to throw for 3,610 yards and 20 TDs

- Saw action from scrimmage and on special teams in the 37-7 victory in **game 3 at STL (9/25)**
- Saw action in his first-career NFL game on special teams in the 35-7 victory in the **season opener vs. Pit. (9/11)**
- Played in both playoff games both from scrimmage and on special teams

COLLEGE: Saw action in 53 games, including starting his final 33 at RT while at Central Florida...Started all 14 games at RT, helping lead UCF to a Conference USA championship and a No. 21 national ranking to end the season as a senior in 2010...The rank marked the first time in school history the Knights were in the Top 25...Helped the offense rack up 5,236 yards

(average of 374 yards per game), including 2,626 rushing... Paved the way for three different teammates to rush for at least 650 yards (Ronnie Weaver - 946, Jeff Godfrey - 704, Lattavius Murray - 660)...Earned first-team All-Conference USA honors from the coaches, while helping the Knights to an 8-5 record and a second place finish in the Conference USA Eastern division as a junior in 2009...Led an offensive line that paved the way for 4,431 total yards, including 2,734 through the air...Saw action in all 12 games, including 10 starts, helping the Knights gain 2,754 total yards, including 1,359 rushing as a sophomore in 2008...Named to the All-Conference USA Freshman Team after playing in all 14 games and helping lead the Knights to a Conference USA championship and a berth in the Liberty Bowl in 2007...Redshirted while practicing as a tackle for the offensive scout team in 2006...Majored in interpersonal organization communication at UCF.

HIGH SCHOOL, PERSONAL: Prepped at Haines City (FL) HS, where he was a two-time letterman...Named a first-team All-Polk County and second-team All-State honoree as a senior... Participated in the Central-South Florida All-Star game.

COMMUNITY: In his rookie season with the Ravens (2011), Reid attended the eighth annual Ravens and Police Athletic League coat distribution to Baltimore homeless men at the Helping Up Mission...Joined teammates in delivering coats and warm weather clothes to residents at the shelter... Annually assists with distributing business apparel items, donated by Jos. A Bank, to men at the Helping Up Mission... Over 300 units of suit apparel were given to homeless men at the shelter as they work to re-establish themselves in the community and pursue employment opportunities...Served lunch to homeless men and women at the Healthcare for the Homeless facility in Baltimore City (March 2012)...Distributed bags of groceries to families in need at the Giant Food Giveaway Event at the Harry and Jeannette Weinberg YMCA (Dec. 2012)...Attended Art Jones' holiday toy drive to benefit the children of St. Vincent's Villa, a home for children with severe emotional and behavioral difficulties.



BALTIMORE
RAVENS

27

RAY RICE
RUNNING BACK | 5-8 | 212

COLLEGE: Rutgers HS: New Rochelle (NY)
BORN: 1/22/87, New Rochelle, NY
EXP. (NFL/RAVENS): 6/6 GP/GS (PLAYOFFS): 77/65 (12/10)

TRANSACTIONS

Ray Rice re-signed with the Ravens (five-year contract) on 7/16/12...Originally selected in the second round (55th overall) of the 2008 NFL Draft.

HONORS

- Three-time Pro Bowler (2009 and 2011-12)
- *Associated Press* second-team All-Pro (2009 and 2011)
- AFC Offensive Player of the Week (Week 15, 2010; Week 13, 2011; Week 17, 2011; Weeks 12 & 16, 2012)
- FedEx Ground Player of the Week (Week 14, 2009; Week 15, 2010; Weeks 13 & 17, 2011)
- GMC "Never Say Never Moment" (Week 8, 2011 and Week 12, 2012)
- His fourth-and-29 conversion at SD (11/25/12) was voted the NFL Play of the Year (2012)



CAREER

- Ranks second in Ravens franchise history with 5,520 rushing yards (Jamal Lewis - 7,801) and is second in rushing TDs (33)
- Is the first player in Ravens' franchise history to rush for 1,000 yards in four-consecutive seasons (2009-12)
- Was one of three NFL players with 1,000 rushing yards and 400 receiving yards in 2012
- Dating back to 2009, Rice owns an NFL-high 7,506 total yards from scrimmage (5,066 rushing & 2,440 receiving), including a league-best 39 games where he's gained 100-or-more total yards
- Entering 2013, Rice has started 41-consecutive games, the NFL's longest active streak among RBs
- With his 1,364 rushing yards and 704 receiving yards in 2011, Rice joined Pro Football Hall of Famer Marshall Faulk (four times) as the only players in league history to register at least 1,200 rushing yards and 700 receiving yards in multiple seasons (Rice finished the 2009 season with 1,339 rushing yards and 702 receiving yards)
- Led the NFL in yards from scrimmage with 2,068 (1,364 rushing and 704 receiving) in 2011...Rice was the only player to produce 2,000 yards from scrimmage in 2011...His 2,068 yards from scrimmage are second all time in Ravens history (Jamal Lewis, 2,271 in 2003)
- Produced a franchise-record 15 touchdowns (12 rushing and 3 receiving) in 2011
- Has started 41-consecutive games entering 2013, the NFL's longest-active streak among running backs
- Was one of two NFL players in 2009 (Tennessee's Chris Johnson) to tally 2,000 yards from scrimmage (2,041), ranking second in the NFL with an average of 127.6 net yards per game
- Led the team with 78 receptions (for 702 yards and a TD) and also topped all NFL RBs in receptions and receiving yards in 2009, setting the Ravens' RB single-season records in those categories
- Rice's 204 yards from scrimmage in the first half vs. Detroit in Week 14 of 2009 rank as the fourth most in an opening half in the NFL since 1991...Rice's 12.8 yards per carry against Detroit rank as the highest mark in team history (min. 10 attempts)
- Produced a career-high 233 yards from scrimmage, rushing a career-high 31 times for 153 yards and pulled in a team-high 5 receptions for 80 yards and a TD vs. NO (12/19/10)
- Ran for a Ravens' postseason-franchise-record 159 yards and postseason-franchise-record-tying 2 TDs on 22 carries (7.2 avg.), including a career-long and franchise-postseason-record 83-yard TD rush (second longest in NFL postseason history), in the 33-14 victory in the Wild Card Game at NE (1/10/10)
- Is the second non-QB (WR Mark Clayton) in team history to throw a TD pass (1-yard toss to TE Ed Dickson at Sea., 11/13/11)

HUNDREDS ALL AROUND

RB Ray Rice has compiled 41 games with at least 100 total yards from scrimmage during his career, including 39 since he became a full-time starter in 2009. Rice's 39 games from 2009-12 rank as the NFL's most.

27 RAY RICE

2012: (16/16, 4/4) Named to his second-consecutive Pro Bowl (third overall) after leading the Ravens with 257 rushing attempts for 1,143 yards (his franchise-record fourth-consecutive 1,000-yard rushing season) and team-leading 9 TDs...Also finished tied for second on the team (TE Dennis Pitta) with 61 receptions for 478 yards and 1 TD...Concluded the season starting his 41st-consecutive game, tops among active NFL RBs

- Earned AFC Offensive Player of the Week honors after totaling 158 yards (107 rushing and 51 receiving) as one of two Ravens backs (Bernard Pierce - 123) to rush for 100 yards in the same game for the second time in team history (Le’Ron McClain - 139 and Willis McGahee - 108 on 12/20/08 at Dal.) in the 33-14 victory in **game 15 vs. NYG (12/23)**...Also finished second on the team with 6 receptions for 51 yards and a TD against the Giants... Rice’s 107-yard rushing output was his 17th-career 100-yard rushing performance
- Surpassed the 1,000-yard rushing mark for the fourth-consecutive year, becoming the first player in franchise history to accomplish that feat, in **game 14 vs. Den. (12/16)**
- Earned AFC Offensive Player of the Week honors after producing 164 total yards (97 rushing and 67 receiving), including a 29-yard catch and run to convert a fourth-and-29 that led to a game-tying FG six plays later, in the 16-13 overtime victory in **game 11 at SD (11/25)**
- Surpassed the 5,000-yard rushing barrier while carrying the ball 13 times for 35 yards and 1 TD in the 55-20 victory in **game 9 vs. Oak. (11/11)**
- Carried the ball 25 times for 98 yards and 1 TD (his 30th-career rushing TD) in **game 8 at Cle. (11/4)**
- Produced his 15th-career 100-yard rushing game (17 att. for 102 yards) and pulled in 1 reception for 16 yards in the victory over the Chiefs in **game 5 at KC (10/7)**
- Posted 394 yards from scrimmage (306 rushing and 88 receiving) and 2 rushing TDs, helping the Ravens average 410.3 yards per game during the playoff run to their Super Bowl XLVII victory

2011: (16/16, 2/2) Earned his second Pro Bowl nod after leading the NFL in yards from scrimmage with a career-high 2,068 yards...Produced a franchise-record 15 TDs (12 rushing and 3 receiving) as well as a career-high 1,364 rushing yards (tied for second-most in franchise history - Jamal Lewis, 2000) and led the team with 76 receptions for a career-high 704 yards...Became the second player in NFL history (Pro Football Hall of Famer Marshall Faulk - four times from 1998-2001) to register at least 1,200 rushing yards and 700 receiving yards in multiple seasons (Rice finished the 2009 season with 1,339 rushing yards and 702 receiving yards)

- Earned AFC Offensive Player of the Week honors after producing 199 total yards, carrying the ball 24 times for 191 yards and 2 TDs, including a career-long 70-yarder on

the fourth play from scrimmage in the 24-16 victory in the **season finale at Cin. (1/1/12)**...Recorded two TD runs of 50-plus yards (70 and 51) and helped the Ravens sweep the division with an 6-0 record to earn their first division title since 2006

- Totaled 149 yards, rushing 26 times for 103 yards (eclipsing the 100-yard rushing mark in back-to-back games for the first time in his career) in the 24-10 victory in **game 13 vs. Ind. (12/11)**...Led the team with 6 receptions for 46 yards
- Earned AFC Offensive Player of the Week and FedEx Ground Player of the Week honors after producing a career-high 204 yards rushing (fourth most in franchise history), as part of a 290-yard rushing day for the Ravens (third most in franchise history) in the 24-10 victory in **game 12 at Cle. (12/4)**...Rice also logged a then-career-long 67-yard jaunt and a TD against the Browns
- Totaled 147 yards, including his 11th-career 100-yard rushing game - finished with 104 yards and 2 TDs rushing - and pulled in 5 receptions for 43 yards in the 31-24 victory in **game 10 vs. Cin. (11/20)**...Set a then-career high with his 8th rushing TD and 10th-overall score of the season
- Finished second on the team with 8 receptions for 54 yards and threw his first-career TD pass (1-yard toss to TE Ed Dickson) in **game 9 at Sea. (11/13)**...Pass was the second-ever Ravens TD pass by a non-QB...The last was at Cin. on 11/30/08 when WR Mark Clayton hit Derrick Mason
- Produced a career-high 3 rushing TDs (18 carries for 63 yards) and tied for the team lead (Anquan Boldin) with 7 receptions for 36 yards in the 30-27 victory in **game 7 vs. Ari. (10/30)**...Rice’s 3 second-half TDs sparked the Ravens’ 21-point comeback, the largest in franchise history
- Produced his 25th-career game with at least 100 combined yards from scrimmage (164 total - 83 receiving and 81 rushing) for an offense that posted a Ravens’ franchise-record 553 total yards in **game 3 at STL (9/25)**
- Produced 158 combined yards (127 rushing and 31 receiving) in two playoff games...Rice became the Ravens’ all-time postseason yards from scrimmage leader (652 yards) and became the franchise’s postseason rushing leader (444 yards) in eight playoff games

2010: (16/14, 2/2) Led the team with a career-high 307 rushing attempts for 1,220 yards and a team-high 5 rushing TDs (tied with Willis McGahee)...Also finished second on the team with 63 receptions for 556 yards and 1 TD...Moved into second on team’s all-time rushing chart...Was also third in the NFL with 1,776 combined yards...Only player in the NFL with at least 250 total touches who did not fumble in 2010

- Earned AFC Offensive Player of the Week honors after he produced a career-high 233 yards from scrimmage, rushing a career-high 31 times for 153 yards and a TD and pulled in a team-high 5 receptions for 80 yards and a TD in **game 14 vs. NO (12/19)**...Rice topped the 1,000-yard rushing mark for the second-consecutive season

27 RAY RICE

- Gained over 100 yards from scrimmage for the fourth-straight game, posting 129 yards (82 rushing and 47 receiving), in the 17-10 win in **game 11 vs. TB (11/28)**
- Tallied a team-high 180 total yards (83 rushing and 97 receiving) in the 26-10 win in **game 8 vs. Mia. (11/7)**
- Led the team with 27 carries for 133 yards (first 100-yard game of the season) and a then-career-high-tying 2 TDs in the 31-17 victory in **game 5 vs. Den. (10/10)**...Ravens rushed for 233 yards, 4 TDs and a franchise-record 17 first downs
- Led the team with 89 rushing yards and 1 rushing TD and was second on the team with 12 receptions for 74 yards and a TD in two postseason games
- Led the team with 32 rushing yards and a rushing TD, plus led the team with a postseason-career-high 7 receptions for 32 yards in the **Divisional Playoff Game at Pit. (1/15/11)**

2009: (16/15, 2/2) Earned his first-career Pro Bowl nod after finishing second in the NFL in yards from scrimmage (2,041)... Became just the second player in franchise history to gain 2,000 scrimmage yards in a season (Jamal Lewis - 2,271 in 2003), while setting career highs in every category...His

1,339 rushing yards are the fourth-highest total in franchise history...His 4 100-yard rushing games are tied for the third most in a single season in Ravens history...Also led the team – and all NFL RBs – with 78 receptions (for 702 yards and a TD) in addition to his 7 rushing TDs

- Became the first player to rush for 100 yards (30 for 141) against the Steelers after Pit. had not allowed a century rusher for 33-consecutive games in **game 15 at Pit. (12/27)**
- Topped the 1,000-yard rushing mark for the first time in his career and earned FedEx Ground Player of the Week honors after leading the team with 13 carries for 166 yards and a TD in the 48-3 win in **game 13 vs. Det. (12/13)**...Broke off runs of 59 and 52 yards as part of 308 rushing yards (second most in franchise history) and a franchise-record 5 rushing TDs as part of a Ravens' then-franchise-record 548 total yards of offense...Also finished second on the team with 4 receptions for 53 yards before leaving the game in the third quarter with a chest injury
- Led the team with 194 total yards, setting career highs with 10 receptions for 117 yards (first-career 100-yard receiving game) and rushed 10 times for 77 yards, including

HOMEGROWN PRO BOWLERS

The Ravens have had 30 different players earn Pro Bowl honors since the team's inception in 1996. Of those, 16 are homegrown players – 15 drafted and one signed as a rookie free agent:



RAVENS HOMEGROWN PRO BOWLERS

Year Drafted (Rd).	Name	Pro Bowls
1996 (1st)	LB Ray Lewis	13
1996 (1st)	T Jonathan Ogden	11
2002 (1st)	S Ed Reed	9
2003 (1st)	OLB Terrell Suggs	5
1997 (1st)	OLB Peter Boulware	4
2006 (1st)	DT Haloti Ngata	4
1999 (1st)	CB Chris McAlister	3
2008 (2nd)	RB Ray Rice	3
2001 (1st)	TE Todd Heap	2
1996 (5th)	WR/RS Jermaine Lewis	2
2007 (4th)	FB Le'Ron McClain	2
2000 (6th)	OLB Adalius Thomas	2
2007 (3rd)	G Marshal Yanda	2
2007 (1st)	G Ben Grubbs	1
2000 (1st)	RB Jamal Lewis	1
2002 (RFA)	LB Bart Scott #	1

Undrafted rookie free agent

Bold indicates 2012 Pro Bowler

RB Ray Rice, an original second-round pick (2008) by the Ravens, earned his second-consecutive Pro Bowl (third overall) in 2012.

27 RAY RICE

TOP RANKING RICE

Earning his third Pro Bowl honor in 2012, RB Ray Rice totaled 1,621 yards from scrimmage, the NFL's ninth most. He was one of three players (listed below) to post 1,000 rushing yards and 400 receiving yards. Rice ranked second in the NFL in catches by a RB (61) and fourth in receiving yards (478). It marked his fourth-straight season with at least 1,600 yards from scrimmage and his fourth-straight 1,000-yard rushing campaign which set a Ravens' franchise record.

PLAYERS W/ 1,000 RUSHING YARDS & 400 RECEIVING YARDS

(2012 Season)

Player	----Rush----		----Rec.----	
	Att-Yds	TD	Rec-Yds	TD
Doug Martin (TB)	319-1,454	11	49-472	1
C.J. Spiller (Buf.)	207-1,244	6	43-459	2
Ray Rice (Bal.)	257-1,143	9	61-478	1

Dating back to 2009, Rice owns an NFL-high 7,506 total yards from scrimmage (5,066 rushing & 2,440 receiving), including a league-best 39 games where he's gained 100-or-more total yards.

NFL NET YARDS FROM SCRIMMAGE

(2009-12)

Rk.	Player	Scrim.	----Rush----		----Rec.----	
		Yards	Att-Yds	TD	Rec-Yds	TD
1.	Ray Rice	7,506	1,109-5,066	33	278-2,440	6
2.	Chris Johnson	7,058	1,212-5,660	35	187-1,398	3
3.	Adrian Peterson	6,881	1,153-5,748	54	137-1,133	3

a career-high 2 rushing TDs in **game 6 at Min. (10/18)**

- Started and toted the ball 11 times for 48 yards, including his first-career NFL TD (9-yard scamper), in the 34-3 victory in **game 3 vs. Cle. (9/27)**...Also had 4 receptions for 27 yards against the Browns
- Totaled 286 yards from scrimmage and a team-high 2 TDs (tying for the team lead with 12 points) in the postseason... Also led the team with 35 rushing attempts for 226 yards (6.5 avg.) and 2 TDs and led the team with 9 receptions for 60 yards in the playoffs
- Started his first-career postseason game and ran for a Ravens' postseason-franchise-record 159 yards and postseason-franchise-record-tying 2 TDs on 22 carries (7.2 avg.), including a career-long and franchise-postseason-record 83-yard TD rush (second longest in NFL postseason history), in the 33-14 victory in the **Wild Card Game at NE (1/10/10)**

2008: (13/4, 2/0) Finished third on the team with 107 carries for 454 yards, including a long of 60, despite missing the final three games of the season with a leg injury...Ranked fourth on the team with 33 receptions for 273 yards...Was part of a RB trio (Le'Ron McClain [902 yards] and Willis McGahee [671 yards]) who rushed for 2,027 of the Ravens' 2,376 yards in 2008

- Started and exploded for 176 total yards, carrying the ball 21 times for a then-career-high 154 rushing yards - the most by any RB in the NFL in Week 9, including a then-career-long 60-yard romp, which set up a Matt Stover go-

ahead FG in the fourth quarter in **game 8 at Cle. (11/2)**... Contest marked his first-career 100-yard rushing game... Also pulled in 3 receptions for 22 yards in the 37-27 win over the Browns

COLLEGE: Two-time All-America second-team honoree and 2007 Doak Walker Award finalist (nation's top RB)...Entered the NFL Draft after his junior season...In 38 career games for the Scarlet Knights, Rice set all-time school rushing records with 910 attempts for 4,926 yards (5.4 avg.), 49 TDs and a long run of 90 yards...Rice is the first player in program history to rush for over 1,000 yards in three seasons...His string of eight consecutive 100-yard rushing games to close out 2007 set another school record, while his total of 25 100-yard games and six 200-yard rushing performances are also all-time Rutgers records...Rice's 49 TD runs are topped only by Lee Suggs of Virginia Tech (53, 1999-2002) in Big East history... Second-team All-America selection by *The NFL Draft Report*, *The Sporting News*, *Walter Camp Football Foundation*, *Associated Press* and *Sports Illustrated*, adding first-team honors from *Rivals.com* as a junior in 2007...Was a Doak Walker Award finalist, Maxwell Award (country's top player) semi-finalist and first-team All-Big East performer...Set Big East and school records with 2,012 yards on 380 attempts... Also set a Scarlet Knights' record with 24 rushing TDs and finished third nationally with an average of 154.8 ground ypg...Second-team All-America selection by *The NFL Draft Report*, *Walter Camp Foundation*, *Associated Press*, *The Sporting News*, *Sports Illustrated* and *Rivals.com* as a sophomore in 2006...Majored in communications at Rutgers.

27 RAY RICE

2012

GAME-BY-GAME OFFENSE

RAVENS Date/Opp.	RUSHING					RECEIVING				
	No.	Yds.	Avg.	LG	TD	No.	Yds.	Avg.	LG	TD
9/10 vs. Cin.	10	68	6.8	16	2	3	25	8.3	18	0
9/16 @ Phi.	16	99	6.2	43	0	6	53	8.8	37	0
9/23 vs. NE	20	101	5.1	15	1	5	49	9.8	27	0
9/27 vs. Cle.	18	49	2.7	10	0	8	47	5.9	11	0
10/7 @ KC	17	102	6.0	37	0	1	16	16.0	16	0
10/14 vs. Dal.	16	63	3.9	12	2	1	43	43.0	43	0
10/21 @ Hou.	9	42	4.7	17	0	5	12	2.4	7	0
11/4 @ Cle.	25	98	3.9	11	1	2	6	3.0	4	0
11/11 vs. Oak.	13	35	2.7	7t	1	4	33	8.3	17	0
11/18 @ Pit.	20	40	2.0	8	0	5	53	10.6	31	0
11/25 @ SD	22	97	4.4	16	0	8	67	8.4	29	0
12/2 vs. Pit.	12	78	6.5	34t	1	1	5	5.0	5	0
12/9 @ Was.	20	121	6.1	46	1	3	15	5.0	9	0
12/16 vs. Den.	12	38	3.2	11	0	3	3	1.0	5	0
12/23 vs. NYG	24	107	4.5	19	0	6	51	8.5	27t	1
12/30 @ Cin.	3	5	1.7	3	0	0	0	0.0	0	0
Totals	257	1,143	4.4	46	9	61	478	7.8	43	1
Playoffs										
1/6/13 vs. Ind.	15	68	4.5	18	0	1	47	47.0	47	0
1/12/13 @ Den.	30	131	4.4	32	1	0	0	0.0	0	0
1/20/13 @ NE	19	48	2.5	9	1	3	22	7.3	15	0
2/3/13 @ SF	20	59	3.0	12	0	4	19	4.8	7	0
Totals	84	306	3.6	32	2	8	88	11.0	47	0

2010

GAME-BY-GAME

RAVENS Date/Opp.	RUSHING					RECEIVING				
	No.	Yds.	Avg.	LG	TD	No.	Yds.	Avg.	LG	TD
9/13 @ NYJ	21	43	2.0	7	0	2	19	9.5	16	0
9/19 @ Cin.	16	87	5.4	30	0	4	30	7.5	19	0
9/26 vs. Cle.	15	80	5.3	25	0	4	16	4.0	12	0
10/3 @ Pit.	8	20	2.5	6	0	1	9	9.0	9	0
10/10 vs. Den.	27	133	4.9	18	2	4	26	6.5	12	0
10/17 @ NE	28	88	3.1	8	0	8	38	4.8	11	0
10/24 vs. Buf.	16	72	4.5	14	0	1	1	1.0	1	0
11/7 vs. Mia.	22	83	3.8	12	0	7	97	13.9	34	0
11/11 @ Atl.	12	59	4.9	13	0	3	43	14.3	24	0
11/21 @ Car.	19	65	3.4	13	1	6	66	11.0	18	0
11/28 vs. TB	19	82	4.3	16	0	7	47	6.7	11	0
12/5 vs. Pit.	9	32	3.6	12	0	2	18	9.0	13	0
12/13 @ Hou.	19	54	2.8	16	0	8	66	8.3	18	0
12/19 vs. NO	31	153	4.9	50	1	5	80	16.0	32	1
12/26 @ Cle.	25	92	3.7	11	0	1	0	0.0	0	0
1/2/11 vs. Cin.	20	77	3.9	11	1	0	0	0.0	0	0
Totals	307	1,220	4.0	50	5	63	556	8.8	34	1
Playoffs										
1/9/11 @ KC	17	57	3.4	14	0	5	42	8.4	11	1
1/15/11 @ Pit.	12	32	2.7	14t	1	7	32	4.6	8	0
Totals	29	89	3.1	14t	1	12	74	6.2	11	1

2008

GAME-BY-GAME

RAVENS Date/Opp.	RUSHING					RECEIVING				
	No.	Yds.	Avg.	LG	TD	No.	Yds.	Avg.	LG	TD
9/7 vs. Cin.	22	64	2.9	10	0	3	19	6.3	8	0
9/21 vs. Cle.	5	21	4.2	11	0	0	0	0.0	0	0
9/29 @ Pit.	1	0	0.0	0	0	0	0	0.0	0	0
10/5 vs. Ten.	0	0	0.0	0	0	0	0	0.0	0	0
10/12 @ Ind.	6	23	3.8	7	0	7	64	9.1	15	0
10/19 @ Mia.	7	13	1.9	5	0	2	46	23.0	40	0
10/26 vs. Oak.	8	64	8.0	19	0	3	37	12.3	21	0
11/2 @ Cle.	21	154	7.3	60	0	3	22	7.3	8	0
11/9 @ Hou.	7	17	2.4	8	0	2	2	1.0	2	0
11/16 @ NYG	8	19	2.4	5	0	4	18	4.5	11	0
11/23 vs. Phi.	8	7	0.9	9	0	3	42	14.0	22	0
11/30 @ Cin.	11	41	3.7	10	0	4	14	3.5	6	0
12/7 vs. Was.	3	31	10.3	21	0	2	9	4.5	7	0
12/14 vs. Pit.										
12/20 @ Dal.										
12/28 vs. Jax.										
Totals	107	454	4.2	60	0	33	273	8.3	40	0
Playoffs										
1/4/09 @ Mia.										
1/10/09 @ Ten.	0	0	0.0	0	0	0	0	0.0	0	0
1/18/09 @ Pit.	1	2	2.0	2	0	3	43	14.3	22	0
Totals	1	2	2.0	2	0	3	43	14.3	22	0

2011

GAME-BY-GAME

RAVENS Date/Opp.	RUSHING					RECEIVING				
	No.	Yds.	Avg.	LG	TD	No.	Yds.	Avg.	LG	TD
9/11 vs. Pit.	19	107	5.6	36	1	4	42	10.5	25	1
9/18 @ Ten.	13	43	3.3	11	0	5	53	10.6	31t	1
9/25 @ STL	9	81	9.0	53	0	5	83	16.6	22	0
10/2 vs. NYJ	25	66	2.6	10	1	2	64	32.0	52	0
10/16 vs. Hou.	23	101	4.4	27	0	5	60	12.0	18	0
10/24 @ Jax.	8	28	3.5	12	0	5	35	7.0	11	0
10/30 vs. Ari.	18	63	3.5	12	3	7	36	5.1	9	0
11/6 @ Pit.	18	43	2.4	10	1	5	43	8.6	14	0
11/13 @ Sea.	5	27	5.4	11	0	8	54	6.8	13	0
11/20 vs. Cin.	20	104	5.2	59	2	5	43	8.6	17	0
11/24 vs. SF	21	59	2.8	10	0	3	24	8.0	17	0
12/4 @ Cle.	29	204	7.0	67	1	2	10	5.0	8	0
12/11 vs. Ind.	26	103	4.0	19	1	6	46	7.7	18	0
12/18 @ SD	10	57	5.7	22	0	9	55	6.1	24	0
12/24 vs. Cle.	23	87	3.8	11	0	3	48	16.0	42t	1
1/1/12 @ Cin.	24	191	8.0	70t	2	2	8	4.0	5	0
Totals	291	1,364	4.7	70t	12	76	704	9.3	52	3
Playoffs										
1/15/12 vs. Hou.	21	60	2.9	9	0	4	20	5.0	20	0
1/22/12 @ NE	21	67	3.2	12	0	1	11	11.0	11	0
Totals	42	127	3.0	12	0	5	31	6.2	20	0

2009

GAME-BY-GAME

RAVENS Date/Opp.	RUSHING					RECEIVING				
	No.	Yds.	Avg.	LG	TD	No.	Yds.	Avg.	LG	TD
9/13 vs. KC	19	108	5.7	22	0	2	12	6.0	10	0
9/20 @ SD	8	36	4.5	9	0	5	46	9.2	21	0
9/27 vs. Cle.	11	48	4.4	9t	1	4	27	6.8	15	0
10/4 @ NE	11	103	9.4	50	0	5	49	9.8	15	0
10/11 vs. Cin.	14	69	4.9	21	0	7	74	10.6	48t	1
10/18 @ Min.	10	77	7.7	33t	2	10	117	11.7	63	0
11/1 vs. Den.	23	84	3.7	17	1	5	24	4.8	10	0
11/8 @ Cin.	12	48	4.0	10	1	8	87	10.9	35	0
11/16 @ Cle.	20	89	4.5	19	1	3	15	5.0	7	0
11/22 vs. Ind.	20	71	3.6	14	0	7	64	9.1	22	0
11/29 vs. Pit.	19	88	4.6	19	0	5	67	13.4	44	0
12/7 @ GB	14	54	3.9	21	0	3	17	5.7	7	0
12/13 vs. Det.	13	166	12.8	59t	1	4	53	13.3	30	0
12/20 vs. Chi.	16	87	5.4	28	0	5	17	3.4	10	0
12/27 @ Pit.	30	141	4.7	16	0	1	14	14.0	14	0
1/3/10 @ Oak.	14	70	5.0	27	0	4	19	4.8	9	0
Totals	254	1,339	5.3	59t	7	78	702	9.0	63	1
Playoffs										
1/10/10 @ NE	22	159	7.2	83t	2	0	0	0.0	0	0
1/16/10 @ Ind.	13	67	5.2	20	0	9	60	6.7	26	0
Totals	35	226	6.5	83t	2	9	60	6.7	26	0



27 RAY RICE

HIGH SCHOOL, PERSONAL: Attended New Rochelle (NY) HS, where he was named to Madison Square Garden's All-Heisman Team, was a first-team All-State choice and garnered team offensive MVP honors as a senior...In his final prep campaign, he carried 112 times for 1,192 yards (10.6 avg.) and 31 TDs...As a junior, Rice piled up 1,332 yards and 21 scores on the ground...Also played point guard for the basketball team, leading his school to the state finals in 2003-04...Full name: Raymell Maurice Rice.

COMMUNITY: The Ray Rice Charitable Fund was established to streamline the Pro Bowl RB's community outreach in Baltimore and Ray's hometown of New Rochelle, NY... Focuses on supporting programs that promote academic achievement and opportunities that encourage physical activity...Annually hosts a football camp for 600-plus youth in New Rochelle each June...Has held an additional football camp in May 2012 and 2013 at Calvert Hall College in Towson to teach children fundamentals of football that are often overlooked by other camps and training regimens...Both have been named 'Ray Rice Day'...Works with children with developmental and physical disabilities, heavily influenced by his mother, Janet, who teaches children with special needs...Continues to remain involved in promoting Play 60 and Fuel up to Play 60, the NFL movements for an

active generation that eats right, and participated in Fuel up to Play 60 events at Meade Middle School, Old Middle School, Hilton Elementary School and at the Nutrition and Physical Activity Learning Summit in Arlington, VA...In Dec. 2012, visited Stoneleigh Elementary School, winner of the NFL Super School title in the Baltimore area and spoke to students about the importance of eating right and staying active...Developed a strong relationship with the Helping Up Mission, annually working with the men's homeless shelter to provide winter coats, holiday dinners and resources to homeless men in need...Helped to provide nearly 400 people with food, clothing and toiletries...Served lunch to hundreds at Our Daily Bread soup kitchen for the Thanksgiving holiday...Advocate for anti-bullying and participated in two forums called "A Ray of Hope" that encouraged youth to stop bullying one another...Attended the NFL Youth Football Camp in Puerto Rico with other NFL athletes in 2012...Shows continuous support for his teammates' and the organization's community efforts by attending Torrey Smith's All-Star Basketball Game (VA), Lardarius Webb's Charity Bowling Classic and 3rd Annual Charity Softball Game, Vonta Leach's Celebrity Billiards Tournament benefitting breast cancer research, James Ihedigbo's H.O.P.E. Africa Foundation Fundraiser, Anquan Boldin's Q-Festival Weekend and the Ravens ACT Auction Party.

REGULAR SEASON

Year	Team	GP	GS	RUSHING					RECEIVING				
				No.	Yards	Avg.	LG	TD	No.	Yards	Avg.	LG	TD
2008	Baltimore	13	4	107	454	4.2	60	0	33	273	8.3	40	0
2009	Baltimore	16	15	*254	*1,339	5.3	59t	7	*78	702	9.0	63	1
2010	Baltimore	16	14	*307	*1,220	4.0	50	*5	63	556	8.8	34	1
2011	Baltimore	16	16	*291	*1,364	4.7	70t	*12	*76	704	9.3	52	3
2012	Baltimore	16	16	*257	*1,143	4.4	46	*9	61	478	7.8	43	1
Totals		77	65	1,216	5,520	4.5	70t	33	311	2,713	8.7	63	6

*LED TEAM

CAREER SINGLE-GAME HIGHS (REGULAR SEASON)

RUSHING

Carries:
31 (12/19/10 vs. NO)
Yardage:
204 (12/4/11 at Cle.)
Long Gain:
70t (1/1/12 at Cin.)
Touchdowns:
3 (10/30/11 vs. Ari.)

RECEIVING

Receptions:
10 (10/18/09 at Min.)
Yardage:
117 (10/18/09 at Min.)
Long Gain:
63 (10/18/09 at Min.)
Touchdowns:
1 6 times (last: 12/23/12 vs. NYG)

100-yard Rushing Games: 17 (last: 107 yards, 12/23/12 vs. NYG)

100-yard Receiving Games: 1 (117 yards, 10/18/09 at Min.)

Additional Statistics: Rice returned 7 KO's for 161 yards, for a 23.0 avg., with a long of 30 as a rookie in 2008...Also has 2 passing attempts with 1 completion (a 1-yard TD to TE Ed Dickson - 11/13/11 at Sea.)

POSTSEASON

Year	Team	GP	GS	RUSHING					RECEIVING				
				No.	Yards	Avg.	LG	TD	No.	Yards	Avg.	LG	TD
2008	Baltimore	2	0	1	2	2.0	2	0	3	43	14.3	22	0
2009	Baltimore	2	2	35	226	6.5	83t	2	9	60	6.7	26	0
2010	Baltimore	2	2	29	89	3.1	14t	1	12	74	6.2	11	1
2011	Baltimore	2	2	42	127	3.0	12	0	5	31	6.2	20	0
2012	Baltimore	4	4	84	306	3.6	32	2	8	88	11.0	47	0
Totals		12	10	191	750	3.9	83t	5	37	296	8.0	47	1



BALTIMORE
RAVENS

68

A.Q. SHIPLEY
CENTER | 6-1 | 309

COLLEGE: Penn State HS: Moon Area (Moon Township, PA)
BORN: 5/22/86, Beaver County, PA
EXP. (NFL/RAVENS): 2/1 GP/GS (PLAYOFFS): 14/5 (1/0)

TRANSACTIONS

A.Q. Shipley signed with the Ravens (trade with the Colts) on 5/9/13...Elevated to the Colts' active roster from their practice squad on 10/1/12...Signed to the Colts' practice squad on 9/11/12...Signed by the Colts to a reserve/future contract on 1/28/12...Waived by the Eagles on 9/2/11...Signed by the Eagles as a free agent on 1/11/10...Waived by the Steelers on 9/5/09...Originally selected by the Steelers in the seventh round (226th overall) of the 2009 NFL Draft.

CAREER

- Saw action in 14 games, including five starts with the Colts in 2012
- Started his first-career game on 1/17/12 vs. Green Bay



2012: (with Indianapolis – 14/5, 1/0) Appeared in 14 games, making five starts, helping the Colts to an 11-5 record while the offense posted 5,799 yards (10th most in the league), 357 points and the fourth-most first downs (360) in the NFL

- Started at center and helped block for RB Vick Ballard, who registered a season-high 105 rushing yards in **game 14 at Hou. (12/16)**
- Started at center and helped the Colts to log 138 rushing yards, while QB Andrew Luck threw for 227 yards and rushed for 2 TDs in **game 9 at Jax. (11/8)**
- Saw significant time at center (replacing an injured Samson Satele) and was part of an O-line that helped generate 516 total yards, including 419 passing yards, in **game 8 vs. Miami (11/4)**
- Made his first-career start and helped Luck throw for 362 yards and 2 TDs in **game 5 vs. GB (10/7)**
- Saw action in his first-career NFL action in the **season opener at Chi. (9/9)**

2011: (with Philadelphia – 0/0) Spent training camp with the Eagles before being waived on 9/2

2010: (with Philadelphia – PS) Spent the entire season on the Eagles' practice squad

2009: (with Pittsburgh – PS) Spent the entire season on the Steelers' practice squad

COLLEGE: Started his final 39-consecutive games at center for the Nittany Lions, including all 13 his senior season when Penn State recorded an 11-2 record and made an appearance in the Rose Bowl...Earned All-America honors as a senior in 2008, while also winning the Rimington Trophy and Big Ten Offensive Lineman of the Year...Moved to C as a sophomore in 2006 and was the only O-lineman to start every contest.

HIGH SCHOOL, PERSONAL: Prepped at Moon Area (Moon Township, PA) HS and was a four-year starter who totaled 243 tackles, 41 TFL and 13 sacks as a D-lineman...Was the captain for a team that reached the 2003 Western Pennsylvania District Class AAA semifinals after winning the Parkway Conference championship as a senior, recording 53 tackles, including 13 TFL, 3 sacks, and 2 FFs...Named to the *Pittsburgh Post-Gazette* Fabulous 22, the *Pittsburgh Tribune-Review* Terrific 25 and the *Harrisburg Patriot-News* Platinum 33 following his final prep season...Was also a three-year starter in basketball and a two-year captain of the football and basketball teams.

2012 RAVENS OFFENSIVE NUMBERS

10

Touchdowns the Ravens scored on 53 drives that began inside their own 20-yard line in 2012, tying (Was.) for the NFL's fourth-most TDs. (NE was first with 18, NO second with 13 and Sea. third with 12.)

16

Give-aways surrendered by the Ravens in 2012, tying (GB, NE & SF) for the NFL's second fewest. Only Washington (14) posted fewer turnovers during the 2012 campaign.

32

Touchdown drives of 60-or-more yards by the Ravens in 2012, tying several teams for the NFL's fifth most.

BALTIMORE
RAVENS

51

DARYL SMITH
LINEBACKER | 6-2 | 248COLLEGE: Georgia Tech HS: Dougherty (Albany, GA)
BORN: 3/14/82, Albany, GA
EXP. (NFL/RAVENS): 10/1 GP/GS (PLAYOFFS): 126/124 (3/3)

TRANSACTIONS

Daryl Smith signed with the Ravens as free agent on 6/5/13...Originally drafted by the Jacksonville Jaguars in the second round (39th overall) of the 2004 NFL Draft.

CAREER

- Has 1,096 tackles (729 solo) 21.5 sacks, 29 PD, 9 FFs and 5 FRs in nine NFL seasons
- Smith's 1,096 tackles are a Jaguars' franchise record
- Led the Jaguars in tackles in three seasons (2006, 2009 and 2010)
- Posted a career-high 170 tackles in 2006
- Scored his first-career TD on a 77-yard FR return vs. Hou. (10/14/07)
- Recorded a safety vs. Chi. (12/12/04)



2012: (with Jacksonville – 2/2) Recorded 12 tackles (8 solo) after missing the first 14 games of the season with a groin/sports hernia injury (placed on Injured Reserve with a designation for return on 10/25)

- Recorded 5 tackles (3 solo) in the **season finale at Ten. (12/30)**
- Saw action in his first game of the season and posted 7 tackles (5 solo) in **game 15 vs. NE (12/23)** after being activated from Injured Reserve (designated for return) on 12/22
- Was inactive the first six games of the season with a groin/sports hernia injury, before being placed on Injured Reserve (designated for return) on 10/25

2011: (with Jacksonville – 16/16) Recorded 166 tackles, including a career-high 125 solo...Also posted 3.5 sacks (-36.5 yards), 2 FFs, 1 INT, 1 PD and a franchise-record 15 TFL

- Contributed 11 tackles (9 solo), 1 sack (-11 yards) and 1 FF (recovered by the Jaguars) in **game 7 vs. Bal. (10/24)**
- Posted 12 tackles (10 solo), 1 sack (-9 yards) and an INT, which he returned for 25 yards, in **game 4 vs. NO (10/2)**
- Tied a season high with 14 tackles, including 7 solo, in **game 3 at Car. (9/25)**

2010: (with Jacksonville – 16/16) Led the team with 156 tackles (including a team-leading 109 solo), 3.5 sacks (-27 yards), 4 PD, 1 INT and 1 FF

- Established career highs in total tackles (20) and solo tackles (18), adding 1 sack (-8 yards), in **game 14 at Ind. (12/19)**
- Totaled 13 tackles (10 solo) and 1.5 sacks (-11 yards) in **game 10 vs. Cle. (11/21)**

2009: (with Jacksonville – 16/16) Led the Jaguars with 150 tackles (101 solo), 1.5 sacks, a team-leading 3 FFs, 2 FRs, 1 INT and 4 PD

- Netted a season-high 15 tackles, including 10 solo, in the **season finale at Cle (1/3/10)**
- Posted 8 tackles (6 solo), 1 PD, 1 FF and 1 FR in **game 3 at Hou. (9/27)**

2008: (with Jacksonville – 14/14) Netted 130 tackles (89 solo), 2.5 sacks, 4 PD and 1 FF despite missing the final two games of the season due to a groin injury

- Recorded 13 tackles, 11 solo, 1.5 sacks (-11 yards) and 1 PD in **game 9 at Det. (11/9)**
- Posted a season-high 16 tackles (8 solo), 1 PD and 1 FF in **game 4 vs. Hou. (9/28)**
- Placed on Injured Reserve (groin) on 12/16 and missed the Jaguars' final two games

2007: (with Jacksonville – 15/15, 2/2) Totaled 117 tackles (79 solo), a career-high 8 PD, 2 FRs and 1.5 sacks (-10.5 yards)

- Recorded 10 tackles (8 solo), a sack (-6 yards), 2 PD and 1 FR in **game 13 vs. Car. (12/9)**
- Tied a season high with 12 tackles, including 10 solo, in **game 11 vs. Buf. (11/25)**
- Recorded a team-high 26 tackles, including 18 solo, in two playoff contests

2006: (with Jacksonville – 16/16) Contributed a team-leading and career-high 170 tackles (107 solo), 3 sacks (-12 yards), 5 PD, 1 INT and 1 FF

- Tied a season high with 17 tackles (11 solo), 1 sack (-3 yards) and 1 PD in **game 13 vs. Ind. (12/10)**
- Posted a season-high 17 tackles (14 solo), 1 sack (-9 yards) and 1 FF in **game 9 vs. Hou. (11/12)**

51 DARYL SMITH

2005: (with Jacksonville – 16/16, 1/1) Produced 117 tackles (68 solo), a career-high 4 sacks (-12 yards), 1 INT, 1 PD and 1 FF

- Led the team with 18 tackles, including 10 solo, in **game 15 at Hou. (12/24)**
- Posted 10 tackles (5 solo) and 1 sack (-6 yards) in **game 8 vs. Hou. (11/6)**
- Recorded 8 solo tackles and 1 sack (-1 yard) in his first-career postseason game in the **Wild Card Game at NE (1/7/06)**

2004: (with Jacksonville – 15/13) Totaled 78 tackles (46 solo), 2 sacks (-12 yards), 3 PD and 1 FR as a rookie...Also contributed 3 special teams stops

- Led the team with 11 tackles (6 solo) and recorded 3 PD (his first-career PD) in **game 16 at Oak. (1/2/05)**
- Contributed 5 tackles (4 solo), 1 sack (-8 yards) and his first-career FR in **game 14 at GB (12/19)**
- Netted 9 tackles (7 solo) and his first-career sack (-4 yards) in **game 13 vs. Chi. (12/12)**
- Registered his first-career INT in **game 4 vs. Ind. (10/3)**

COLLEGE: Saw action in 46 games (44 starts) and led Georgia Tech in tackles twice in his four seasons...Finished his career ranked 11th on the school's all-time tackles list with 383 tackles (207 solo), 15 sacks (-72 yards), 48 TFL (-123 yards), 12 PD, 3 FFs, 4 FRs and 3 INTs...Led a defense that ranked 20th overall, including 12th against the run nationally as a senior in 2003...Earned All-ACC honorable mention honors after recording a career-high 129 tackles, including 3 sacks (-14 yards) and 15 TFL (-34 yards), 2 PD and 1 FR...Named to the ACC All-Academic football team as a junior in 2002...Led the Jackets with 99 tackles, 15 TFL (-32 yards), 5 sacks (-22 yards), 5 PD and 1 INT...Recorded 59 tackles, including 7 TFL (-24 yards), 3 sacks (-15 yards) and 2 PD despite missing three-and-a-half games with a dislocated left elbow as a

sophomore in 2001...Named first-team Freshman All-America by *Football News* and *The Sporting News* in 2000...Was Georgia Tech's top tackler, posting 96 tackles, 4 sacks (-21 yards), 3 FRs, 3 PD and 2 INTs...Majored in management.

HIGH SCHOOL, PERSONAL: Prepped at Dougherty (Albany, GA) HS where he was rated the No. 6 LB in the nation by Tom Lemming...Named to the *Atlanta Journal-Constitution's* Top 75 in Georgia, tabbed to the Consensus Super Southern 75 by *Florida Bluechips Report* and was selected to play in the Georgia-Florida All-Star game...Recorded 103 tackles, 5 sacks, 4 FFs and 2 INTs as a senior...Added 117 tackles and 7 sacks as a junior...Also lettered in baseball.

COMMUNITY: Established a program in Jacksonville where in the offseason the LBs would make bi-weekly visits to Wolfson Children's Hospital to visit with patients, sign autographs and distribute gifts...Attended the 2008 Campbell's Chunky Soup 'Click for Cans' donation event held at a local Jacksonville food bank...Participated in the Jacksonville Association of Firefighters charity softball game in 2008 at Jacksonville University...Visited children in the after-school program at the Police Athletic League in 2008...Participated in Children's Miracle Network fundraiser as a celebrity waiter in Jacksonville from 2010-12...During his time in Jacksonville, he actively supported and attended team sponsored events like Operation Blessing, Food Drive, Jaguars Taste of the NFL dinner, HabiJax, Draft Day Fan Fest, Jaguars annual golf tournament and Jaguars Foundations Playbook initiative...Supported "Dance for a Cause" event for former Jaguars head coach Jack Del Rio's Foundation in 2009...Participated in The Salvation Army's Women's Auxillary's event as a celebrity chef in 2011 and 2012.

2012

GAME-BY-GAME DEFENSE

JAGUARS

Date/Opp.	TT	Solo	Asst.	Sacks	INT	PD	FF	FR
9/9 @ Min.				INACTIVE - GROIN				
9/16 vs. Hou.				INACTIVE - GROIN				
9/23 @ Ind.				INACTIVE - GROIN				
9/30 vs. Cin.				INACTIVE - GROIN				
10/7 vs. Chi.				INACTIVE - GROIN				
10/21 @ Oak.				INACTIVE - GROIN				
10/28 @ GB				INJURED RESERVE - GROIN (DESIGNATED FOR RETURN)				
11/4 vs. Det.				INJURED RESERVE - GROIN (DESIGNATED FOR RETURN)				
11/8 vs. Ind.				INJURED RESERVE - GROIN (DESIGNATED FOR RETURN)				
11/18 @ Hou.				INJURED RESERVE - GROIN (DESIGNATED FOR RETURN)				
11/25 vs. Ten.				INJURED RESERVE - GROIN (DESIGNATED FOR RETURN)				
12/2 @ Buf.				INJURED RESERVE - GROIN (DESIGNATED FOR RETURN)				
12/9 vs. NYJ				INJURED RESERVE - GROIN (DESIGNATED FOR RETURN)				
12/16 @ Mia.				INJURED RESERVE - GROIN (DESIGNATED FOR RETURN)				
12/23 vs. NE	7	5	2	0-0	0-0	0	0	0
12/30 @ Ten.	5	3	2	0-0	0-0	0	0	0
Totals	12	8	4	0-0	0-0	0	0	0

2011

GAME-BY-GAME DEFENSE

JAGUARS

Date/Opp.	TT	Solo	Asst.	Sacks	INT	PD	FF	FR
9/11 vs. Ten.	5	4	1	0-0	0-0	1	0	0
9/18 @ NYJ	12	6	6	0-0	0-0	0	0	0
9/25 @ Car.	14	7	7	0-0	0-0	0	0	0
10/2 vs. NO	12	10	2	1-9	1-25	0	0	0
10/9 vs. Cin.	14	12	2	0-0	0-0	0	0	0
10/16 @ Pit.	9	7	2	0-0	0-0	0	0	0
10/24 vs. Bal.	11	9	2	1-11	0-0	0	1	0
10/30 @ Hou.	9	8	1	0-0	0-0	0	0	0
11/13 @ Ind.	12	10	2	0.5-5.5	0-0	0	0	0
11/20 @ Cle.	9	9	0	0-0	0-0	0	0	0
11/27 vs. Hou.	8	6	2	0-0	0-0	0	0	0
12/5 vs. SD	9	8	1	0-0	0-0	0	0	0
12/11 vs. TB	11	8	3	1-11	0-0	0	1	0
12/15 @ Atl.	11	7	4	0-0	0-0	0	0	0
12/24 @ Ten.	9	6	3	0-0	0-0	0	0	0
1/11/12 vs. Ind.	11	8	3	0-0	0-0	0	0	0
Totals	166	125	41	3.5-36.5	1-25	1	2	0



51 DARYL SMITH

2010

GAME-BY-GAME DEFENSE JAGUARS

Date/Opp.	TT	Solo	Asst.	Sacks	INT	PD	FF	FR
9/12 vs. Den.	11	8	3	0-0	1-8	1	1	0
9/19 @ SD	13	11	2	1-8	0-0	0	0	0
9/26 vs. Phi.	8	3	5	0-0	0-0	0	0	0
10/3 vs. Ind.	8	5	3	0-0	0-0	0	0	0
10/10 @ Buf.	8	3	5	0-0	0-0	0	0	0
10/18 vs. Ten.	7	3	4	0-0	0-0	0	0	0
10/24 @ KC	10	7	3	0-0	0-0	0	0	0
10/31 @ Dal.	10	5	5	0-0	0-0	0	0	0
11/14 vs. Hou.	9	7	2	0-0	0-0	0	0	0
11/21 vs. Cle.	13	10	3	1.5-11	0-0	0	0	0
11/28 @ NYG	4	2	2	0-0	0-0	0	0	0
12/5 @ Ten.	7	6	1	0-0	0-0	1	0	0
12/12 vs. Oak.	2	1	1	0-0	0-0	0	0	0
12/19 @ Ind.	20	18	2	1-8	0-0	0	0	0
12/26 vs. Was.	13	9	4	0-0	0-0	1	0	0
1/2/11 @ Hou.	13	11	2	0-0	0-0	1	0	0
Totals	156	109	47	3.5-27	1-8	4	1	0

2009

GAME-BY-GAME DEFENSE JAGUARS

Date/Opp.	TT	Solo	Asst.	Sacks	INT	PD	FF	FR
9/13 @ Ind.	13	8	5	0-0	0-0	0	0	0
9/20 vs. Ari.	11	7	4	0-0	0-0	0	1	0
9/27 @ Hou.	8	6	2	0-0	0-0	1	1	1
10/4 vs. Ten.	12	8	4	0-0	0-0	0	0	0
10/11 @ Sea.	7	4	3	0-0	0-0	0	1	0
10/18 vs. STL	5	3	2	0-0	0-0	1	0	0
11/1 @ Ten.	12	9	3	0-0	0-0	0	0	0
11/8 vs. KC	9	8	1	1.5-8	0-0	0	0	0
11/15 @ NYJ	7	5	2	0-0	0-0	0	0	0
11/22 vs. Buf.	5	4	1	0-0	0-0	1	0	0
11/29 @ SF	11	6	5	0-0	0-0	0	0	0
12/6 vs. Hou.	11	7	4	0-0	0-0	0	0	0
12/13 vs. Mia.	11	7	4	0-0	0-0	1	0	0
12/17 vs. Ind.	1	1	0	0-0	1-10	0	0	0
12/27 @ NE	12	8	4	0-0	0-0	0	0	1
1/3/10 @ Cle.	15	10	5	0-0	0-0	0	0	0
Totals	150	101	49	1.5-8	1-10	4	3	2

2008

GAME-BY-GAME DEFENSE JAGUARS

Date/Opp.	TT	Solo	Asst.	Sacks	INT	PD	FF	FR
9/7 @ Ten.	6	4	2	0-0	0-0	0	0	0
9/14 vs. Buf.	7	3	4	0-0	0-0	0	0	0
9/21 @ Ind.	5	5	0	1-5	0-0	0	0	0
9/28 vs. Hou.	16	8	8	0-0	0-0	1	1	0
10/5 vs. Pit.	11	6	5	0-0	0-0	0	0	0
10/12 @ Den.	9	6	3	0-0	0-0	1	0	0
10/26 vs. Cle.	7	5	2	0-0	0-0	0	0	0
11/2 @ Cin.	7	5	2	0-0	0-0	0	0	0
11/9 @ Det.	13	11	2	1.5-11	0-0	1	0	0
11/16 vs. Ten.	10	6	4	0-0	0-0	1	0	0
11/23 vs. Min.	9	8	1	0-0	0-0	0	0	0
12/1 @ Hou.	6	6	0	0-0	0-0	0	0	0
12/7 @ Chi.	12	9	3	0-0	0-0	0	0	0
12/14 vs. GB	12	7	5	0-0	0-0	0	0	0
12/18 vs. Ind.								
12/28 @ Bal.								
Totals	130	89	41	2.5-16	0-0	4	1	0

2007

GAME-BY-GAME DEFENSE JAGUARS

Date/Opp.	TT	Solo	Asst.	Sacks	INT	PD	FF	FR
9/9 vs. Ten.	12	7	5	0-0	0-0	0	0	0
9/16 vs. Atl.	8	4	4	0-0	0-0	0	0	0
9/23 @ Den.	5	5	0	0-0	0-0	0	0	0
10/7 @ KC	9	5	4	0-0	0-0	4	0	0
10/14 vs. Hou.	9	4	5	0-0	0-0	0	0	1
10/22 vs. Ind.	10	7	3	0-0	0-0	0	0	0
10/28 @ TB	5	4	1	0-0	0-0	1	0	0
11/4 @ NO	5	4	1	0-0	0-0	0	0	0
11/11 @ Ten.	6	2	4	0-0	0-0	0	0	0
11/18 vs. SD	5	2	3	0-0	0-0	0	0	0
11/25 vs. Buf.	12	10	2	0-0	0-0	0	0	0
12/2 @ Ind.	10	8	2	0.5-4.5	0-0	0	0	0
12/9 vs. Car.	10	8	2	1-6	0-0	2	0	1
12/16 @ Pit.	4	3	1	0-0	0-0	1	0	0
12/23 vs. Oak.	7	6	1	0-0	0-0	0	0	0
12/30 @ Hou.								
Totals	117	79	38	1.5-10.5	0-0	8	0	2

Playoffs

1/5/08 @ Pit.	11	7	4	0	0-0	0	0	0
1/12/08 @ NE	15	11	4	0	0-0	0	0	0
Totals	26	18	8	0	0-0	0	0	0

2006

GAME-BY-GAME DEFENSE JAGUARS

Date/Opp.	TT	Solo	Asst.	Sacks	INT	PD	FF	FR
9/10 vs. Dal.	6	5	1	0-0	0-0	0	0	0
9/18 vs. Pit.	9	5	4	0-0	0-0	0	0	0
9/24 @ Ind.	9	7	2	0-0	0-0	0	0	0
10/1 @ Was.	8	6	2	0-0	0-0	0	0	0
10/8 vs. NYJ	7	4	3	0-0	0-0	1	0	0
10/22 @ Hou.	16	10	6	0-0	0-0	1	0	0
10/29 @ Phi.	12	7	5	0-0	0-0	1	0	0
11/5 vs. Ten.	12	6	6	0-0	0-0	0	0	0
11/12 vs. Hou.	17	14	3	1-9	0-0	0	1	0
11/20 vs. NYG	10	6	4	0-0	0-0	1	0	0
11/26 @ Buf.	9	5	4	0-0	0-0	0	0	0
12/3 @ Mia.	11	3	8	0-0	0-0	0	0	0
12/10 vs. Ind.	17	11	6	1-3	0-0	1	0	0
12/17 @ Ten.	5	4	1	0-0	0-0	0	0	0
12/24 vs. NE	10	5	5	0-0	0-0	0	0	0
12/31 @ KC	12	9	3	1-0	1-4	0	0	0
Totals	170	107	63	3-12	1-4	5	1	0

2005

GAME-BY-GAME DEFENSE JAGUARS

Date/Opp.	TT	Solo	Asst.	Sacks	INT	PD	FF	FR
9/11 vs. Sea.	5	4	1	0-0	1-0	1	0	0
9/18 @ Ind.	4	2	2	0-0	0-0	0	0	0
9/25 @ NYJ	6	3	3	0-0	0-0	0	0	0
10/2 vs. Den.	7	6	1	0-0	0-0	0	0	0
10/9 vs. Cin.	9	5	4	1-0	0-0	0	1	0
10/16 @ Pit.	9	3	6	0-0	0-0	0	0	0
10/30 @ STL	8	6	2	0-0	0-0	0	0	0
11/6 vs. Hou.	10	5	5	1-6	0-0	0	0	0
11/13 vs. Bal.	12	4	8	0-0	0-0	0	0	0
11/20 @ Ten.	7	5	2	1-6	0-0	0	0	0
11/27 @ Ari.	5	3	2	0-0	0-0	0	0	0
12/4 @ Cle.	3	3	0	1-0	0-0	0	0	0
12/11 vs. Ind.	7	3	4	0-0	0-0	0	0	0
12/18 vs. SF	4	3	1	0-0	0-0	0	0	0
12/24 @ Hou.	18	10	8	0-0	0-0	0	0	0
1/1/06 vs. Ten.	3	3	0	0-0	0-0	0	0	0
Totals	117	68	49	4-12	1-0	1	1	0

Playoffs

1/7/06 @ NE	8	8	0	1-1	0-0	0	0	0
Totals	8	8	0	1-1	0-0	0	0	0

51 DARYL SMITH

2004

GAME-BY-GAME DEFENSE JAGUARS

Date/Opp.	TT	Solo	Asst.	Sacks	INT	PD	FF	FR
9/12 @ Buf.	8	5	3	0-0	0-0	0	0	0
9/19 vs. Den.	9	5	4	0-0	0-0	0	0	0
9/26 @ Ten.	7	1	6	0-0	0-0	0	0	0
10/3 vs. Ind.	1	0	1	0-0	1-0	0	0	0
10/10 @ SD	6	3	3	0-0	0-0	0	0	0
10/17 vs. KC	8	5	3	0-0	0-0	0	0	0
10/24 @ Ind.	2	2	0	0-0	0-0	0	0	0
10/31 @ Hou.	2	1	1	0-0	0-0	0	0	0
11/14 vs. Det.	INACTIVE - KNEE							
11/21 vs. Ten.	3	3	0	0-0	0-0	0	0	0
11/28 @ Min.	2	0	2	0-0	0-0	0	0	0
12/5 vs. Pit.	2	2	0	0-0	0-0	0	0	0
12/12 vs. Chi.	9	7	2	1-4	0-0	0	0	0
12/19 @ GB	5	4	1	1-8	0-0	0	0	1
12/26 vs. Hou.	3	2	1	0-0	0-0	0	0	0
1/2/05 @ Oak.	11	6	5	0-0	0-0	3	0	0
Totals	78	46	32	2-12	1-0	3	0	1



REGULAR SEASON

Year	Team	GP	GS	TACKLES			SACKS		INTERCEPTIONS					FUMBLES		
				TT	Solo	Asst.	No.	Yards	No.	Yards	LG	TD	PD	FF	FR	Yards
2004	Jacksonville	15	13	78	46	32	2.0	12.0	1	0	0	0	3	0	1	0
2005	Jacksonville	16	16	117	68	49	4.0	12.0	1	0	0	0	1	1	0	0
2006	Jacksonville	16	16	*170	107	63	3.0	12.0	1	4	4	0	5	1	0	0
2007	Jacksonville	15	15	117	79	38	1.5	10.5	0	0	0	0	8	0	2	82
2008	Jacksonville	14	14	130	89	41	2.5	16.0	0	0	0	0	4	1	0	0
2009	Jacksonville	16	16	*150	101	49	1.5	8.0	1	10	10	0	4	*3	2	0
2010	Jacksonville	16	16	*156	*109	47	3.5	27.0	1	8	8	0	4	*1	0	0
2011	Jacksonville	16	16	166	125	41	3.5	36.5	1	25	25	0	1	2	0	0
2012	Jacksonville	2	2	12	8	4	0.0	0.0	0	0	0	0	0	0	0	0
Totals		126	124	#1,096	729	367	21.5	134.0	6	47	25	0	29	9	5	82

#JAGUARS FRANCHISE RECORD

*LED TEAM

SPECIAL TEAMS TACKLES (4): 2004 (3); 2005 (0); 2006 (1); 2007 (0); 2008 (0); 2009 (0); 2010 (0); 2011 (0); 2012 (0)

CAREER SINGLE-GAME HIGHS (REGULAR SEASON)

Total Tackles: 20 (12/19/10 at Ind.)
Solo Tackles: 18 (12/19/10 at Ind.)
Sacks: 1.5 3 times (last: 11/21/10 vs. Cle.)
INTs: 1 6 times (last: 10/2/11 vs. NO)
Forced Fumbles: 1 9 times (last: 12/11/11 vs. TB)
Fumble Recoveries: 1 5 times (last: 12/27/09 at NE)
Passes Defensed: 4 (10/7/07 at KC)

Additional Statistics: Registered a safety vs. Chi. (12/12/04); Returned a FR 77 yards for his first-career TD vs. Hou. (10/14/07)

POSTSEASON

Year	Team	GP	GS	TACKLES			SACKS		INTERCEPTIONS					FUMBLES			
				TT	Solo	Asst.	No.	Yards	No.	Yards	LG	TD	PD	FF	FR	Yards	
2005	Jacksonville	1	1	8	8	0	1.0	1.0	0	0	0	0	0	0	0	0	0
2007	Jacksonville	2	2	26	18	8	0.0	0.0	0	0	0	0	0	0	0	0	0
Totals		3	3	34	26	8	1.0	1.0	0	0	0	0	0	0	0	0	0

DID YOU KNOW?

Daryl Smith finished his nine-year career with the Jacksonville Jaguars as their all-time leading tackler, totaling 1,096 stops. Smith also amassed the fourth-most single-game tackles (20 at Ind., 12/19/10) and owns the fifth-most starts (124) in Jaguars history.

BALTIMORE
RAVENS

22

JIMMY SMITH
CORNERBACK | 6-2 | 200

COLLEGE: Colorado HS: Colton (CA)

BORN: 7/26/88, Fontana, CA

EXP. (NFL/RAVENS): 3/3 GP/GS (PLAYOFFS): 23/5 (6/1)

TRANSACTIONS

Jimmy Smith was selected in the first round (27th overall) of the 2011 NFL Draft.

CAREER

- Has 49 tackles (45 solo), 2 INTs and 11 PD
- Had 3 tackles and 2 PD in the 2012 playoffs, including a clutch PD in Super Bowl XLVII's final goal-line stand
- Recorded a career-high 31 tackles, including 27 solo and 3 PD in 2012
- Established a career high with 7 tackles vs. Cle. (12/24/11)
- Pulled in his first-career INT, which led to a Ravens' TD on the next play vs. Cin. (11/20/11)
- Recorded his first-career tackle from scrimmage (ended the game with 3 solo) vs. Cin. (11/20/11)



2012: (11/2, 4/0) Recorded a career-high 31 tackles and 3 PD from scrimmage and 3 special teams stops, despite missing five games due to a sports hernia injury

- Recorded 2 solo tackles for a defense that held the Bengals to 189 total yards in **game 16 at Cin. (12/30)**...Also posted a career-high 2 solo special teams tackles against the Bengals
- Started and tied a career high with 7 tackles in the 25-15 victory in **game 8 at Cle. (11/4)**
- Started and posted 4 solo tackles in **game 7 at Hou. (10/21)**
- Tied a career high with 7 tackles (all solo) and posted a PD in the 31-29 victory in **game 6 vs. Dal. (10/14)**
- Totaled 3 solo tackles and 2 PD for a defense that forced 10 turnovers in four playoff games
- Recorded a solo tackle and tied for the team lead with 2 PD, including one late in the fourth quarter during the Ravens' final goal-line stand, in the 34-31 victory in **Super Bowl XLVII vs. SF (2/3/13)**...The defense held the 49ers to 22% (2-of-9) on third down

2011: (12/3, 2/1) Produced 18 tackles (all solo), 8 PD and 2 INTs for the NFL's third-ranked defense (288.9 ypg) despite missing four games due to an ankle injury

- Established a career high with 7 solo tackles and a PD in the 20-14 victory in **game 15 vs. Cle. (12/24)**
- Started his first-career NFL game (Ravens began the game in a nickel package) and netted 1 solo tackle, 1 PD and an INT, which led to a Ravens' FG 6 plays later, in the 24-10 victory in **game 12 at Cle. (12/4)**
- Netted 3 solo tackles, 1 PD and pulled in his first-career INT, which led to a Ravens' TD on the very next play, for a defense that forced 3 turnovers in the 31-24 victory in **game 10 vs. Cin. (11/20)**

- Saw action in his first-career game before leaving the contest on the opening kickoff with an ankle injury in the 35-7 victory in the **season opener vs. Pit. (9/11)**

- Totaled 3 tackles, 1 PD and 1 INT for a team that forced 7 turnovers in two playoff games...Also recorded a special teams FR

- Started his first-career postseason game and had 1 tackle, 1 PD and his first-career postseason INT (returned for 39 yards) for a defense that picked off QB Tom Brady twice, not allowing him to throw a TD and holding him to a 57.5 QB rating in the **AFC Championship at NE (1/22/12)**

- Played in his first-career postseason game and posted 2 tackles from scrimmage and a FR on special teams that led to the Ravens' first TD in the 20-13 victory in the **Divisional Playoff vs. Hou. (1/15/12)**

COLLEGE: Finished his Colorado career with 183 career tackles, 18 PD and 3 INTs...Allowed just 11 completions in man coverage over his junior and senior seasons (just one of those for a first down)...Saw action in 47 games at Colorado, including starts in his final 27 contests...Earned first-team All-Big 12 honors by coaches, *Phil Steele's College Football* and *collegefootballnews.com*, as well as Honorable Mention All-Big 12 by the *Associated Press* as a senior in 2010 after he finished third on the team with 70 tackles (57 solo), adding 2.5 TFL, 5 PD and 1 FR...Named second-team All-Big 12 by the *Associated Press* as a junior in 2009 after playing in 801 of 805 total snaps from scrimmage, racking up 70 tackles (52 solo), including 3 TFL, 2 INTs, 10 PD and 1 FR...Played 407 snaps, racking up 39 tackles (34 solo), 4 PD, 1 FF and 1 FR while playing in 10 games (three starts) as a sophomore in 2008...Played mostly on special teams, appearing in 13 games as a freshman.

22 JIMMY SMITH

HIGH SCHOOL, PERSONAL: Prepped at Colton (CA) HS... Earned first-team All-Southeastern Conference honors at WR and CB, as well as being a first-team All-County choice...Recorded 47 tackles, 15 PD, 2 INTs, 2 FFs and a FR as a senior...Added 53 receptions for 1,123 yards and 14 TDs as a WR...Moved to CB as a junior, netting 57 tackles, 8 PD, 1 INT, 1 FF and 1 FR...Added 30 receptions for 600 yards and 4 TDs in his junior season...As a sophomore, posted 45 tackles and 4 INTs...Also earned seven other letters in basketball and track combined...Smith has four brothers who played college football: Ryan Smalls (Millikin), Terrance Smalls (Illinois), Paul Smith (New Mexico) and Anthony Smalls (Idaho State)...Graduated with a bachelor's degree from Colorado in sociology in 2010.

COMMUNITY: Distributed new bicycles to youth at the Lansdowne Police Athletic League Center in Sept. 2011... Also supported both his teammates' and the organization's community efforts by attending the Ravens' annual women's event, A Purple Evening, at M&T Bank Stadium, the Lardarius Webb Charity Bowling Classic and Ray Lewis' annual Thanksgiving Distribution.

2012

GAME-BY-GAME DEFENSE

RAVENS

Date/Opp.	TT	Solo	Asst.	Sacks	INT	PD	FF	FR
9/10 vs. Cin.	0	0	0	0-0	0-0	0	0	0
9/16 @ Phi.	3	3	0	0-0	0-0	0	0	0
9/23 vs. NE	5	4	1	0-0	0-0	1	0	0
9/27 vs. Cle.	1	1	0	0-0	0-0	1	0	0
10/7 @ KC	0	0	0	0-0	0-0	0	0	0
10/14 vs. Dal.	7	7	0	0-0	0-0	1	0	0
10/21 @ Hou.	4	4	0	0-0	0-0	0	0	0
11/4 @ Cle.	7	4	3	0-0	0-0	0	0	0
11/11 vs. Oak.	DID NOT PLAY - COACH'S DECISION - ABDOMINAL							
11/18 @ Pit.	INACTIVE - ABDOMINAL							
11/25 @ SD	INACTIVE - ABDOMINAL							
12/2 vs. Pit.	INACTIVE - ABDOMINAL							
12/9 @ Was.	INACTIVE - ABDOMINAL							
12/16 vs. Den.	2	2	0	0-0	0-0	0	0	0
12/23 vs. NYG	0	0	0	0-0	0-0	0	0	0
12/30 @ Cin.	2	2	0	0-0	0-0	0	0	0
Totals	31	27	4	0-0	0-0	3	0	0
Playoffs								
1/6/13 vs. Ind.	0	0	0	0-0	0-0	0	0	0
1/12/13 @ Den.	0	0	0	0-0	0-0	0	0	0
1/20/13 @ NE	2	2	0	0-0	0-0	0	0	0
2/3/13 @ SF	1	1	0	0-0	0-0	2	0	0
Totals	3	3	0	0-0	0-0	2	0	0

2011

GAME-BY-GAME DEFENSE

RAVENS

Date/Opp.	TT	Solo	Asst.	Sacks	INT	PD	FF	FR
9/11 vs. Pit.	0	0	0	0-0	0-0	0	0	0
9/18 @ Ten.	INACTIVE - ANKLE							
9/25 @ STL	INACTIVE - ANKLE							
10/2 vs. NYJ	INACTIVE - ANKLE							
10/16 vs. Hou.	INACTIVE - ANKLE							
10/24 @ Jax.	0	0	0	0-0	0-0	0	0	0
10/30 vs. Ari.	0	0	0	0-0	0-0	1	0	0
11/6 @ Pit.	0	0	0	0-0	0-0	0	0	0
11/13 @ Sea.	0	0	0	0-0	0-0	0	0	0
11/20 vs. Cin.	3	3	0	0-0	1-16	1	0	0
11/24 vs. SF	1	1	0	0-0	0-0	1	0	0
12/4 @ Cle.	1	1	0	0-0	1-32	1	0	0
12/11 vs. Ind.	0	0	0	0-0	0-0	2	0	0
12/18 @ SD	5	5	0	0-0	0-0	1	0	0
12/24 vs. Cle.	7	7	0	0-0	0-0	1	0	0
1/1/12 @ Cin.	1	1	0	0-0	0-0	0	0	0
Totals	18	18	0	0-0	2-48	8	0	0
Playoffs								
1/15/12 vs. Hou.	2	1	1	0-0	0-0	0	0	0
1/22/12 @ NE	1	0	1	0-0	1-39	1	0	0
Totals	3	1	2	0-0	1-39	1	0	0

REGULAR SEASON

Year	Team	GP	GS	TACKLES			SACKS		INTERCEPTIONS					FUMBLES			
				TT	Solo	Asst.	No.	Yards	No.	Yards	LG	TD	PD	FF	FR	Yards	
2011	Baltimore	12	3	18	18	0	0.0	0.0	2	48	32	0	8	0	0	0	0
2012	Baltimore	11	2	31	27	4	0.0	0.0	0	0	0	0	3	0	0	0	0
Totals		23	5	49	45	4	0.0	0.0	2	48	32	0	11	0	0	0	0

SPECIAL TEAMS TACKLES (5): 2011 (2); 2012 (3)


CAREER SINGLE-GAME HIGHS (REGULAR SEASON)

Total Tackles: 7 3 times (last: 11/4/12 at Cle.)	Solo Tackles: 7 2 times (last: 10/14/12 vs. Dal.)
Sacks: None	INTs: 1 2 times (last: 12/4/11 at Cle.)
Forced Fumbles: None	Fumble Recoveries: None
Passes Defensed: 2 (12/11/11 vs. Ind.)	

POSTSEASON

Year	Team	GP	GS	TACKLES			SACKS		INTERCEPTIONS					FUMBLES			
				TT	Solo	Asst.	No.	Yards	No.	Yards	LG	TD	PD	FF	FR	Yards	
2011	Baltimore	2	1	3	1	2	0.0	0.0	1	39	39	0	1	0	0	0	0
2012	Baltimore	4	0	3	3	0	0.0	0.0	0	0	0	0	2	0	0	0	0
Totals		6	1	6	4	2	0.0	0.0	1	39	39	0	3	0	0	0	0





BALTIMORE
RAVENS

82

TORREY SMITH
WIDE RECEIVER | 6-0 | 205

COLLEGE: Maryland HS: Stafford (Falmouth, VA)
BORN: 1/26/89, Colonial Beach, VA
EXP. (NFL/RAVENS): 3/3 GP/GS (PLAYOFFS): 32/30 (6/5)

TRANSACTIONS

Torrey Smith was selected in the second round (58th overall) of the 2011 NFL Draft.

HONORS

- AFC Offensive Player of the Week (Week 11, 2011)
- Diet Pepsi Rookie of the Week (Week 11, 2011)
- GMC Never Say Never Moment of the Week and the NFL's Never Say Never Moment of the Year (Week 3, 2012)

CAREER

- Has 99 receptions for 1,696 yards (17.1 avg.) and 15 TDs...Also has carried the ball 7 times for 48 yards
- Led the team with a career-high 8 TDs in 2012, also becoming the Ravens' career leader in yards-per-catch average (17.1)
- Finished fourth in the NFL with a 17.4 yards-per-catch average (49-855) in 2012
- Recorded a career-high 7 receptions (for 144 yards) in the 16-13 overtime victory at SD (11/25/12)
- Recorded a career-high 165 yards (on a then-career-high 6 catches - and had a TD) in the 31-24 victory vs. Cin. (11/20/11)
- In 2011, Smith became the third rookie (Ken Burrow - 2 in 1971 and Randy Moss - 3 in 1998) to have two games with 150-plus receiving yards and at least 1 TD reception in the same season since 1970
- Posted a career-high 3 TDs at STL (9/25/11)
- First 3 career receptions were all good for TDs (74, 41 and 18 yards) at STL (9/25/11), becoming the first rookie in NFL history (the 12th player since 1991) to record 3 TD receptions in a first quarter
- Owns the most receptions (50), receiving yards (841) and TDs (7) by a rookie in Ravens history
- Five of Smith's 7 touchdown receptions as a rookie went for at least 25 yards (74, 41, 38, 36, 26, 18 and 8) in 2011, and he posted a 34.4 yards-per-TD catch average



2012: (16/16, 4/4) Pulled in 49 receptions for a career-high 855 yards (second on team) and a team-leading and career-high 8 TDs...Ravens scored the most points (398) and gained the second-most total yards (5,640) in team history (5,723 in 1996)

- Caught 5 balls for 88 yards and 1 TD (establishing a single-season career high with 8 TDs), as part of an offense that posted a season-high 533 yards (third-highest output in team history) in **game 15 vs. NYG (12/23)**
- Grabbed a team-leading and career-high 7 receptions for 144 yards, as part of a 443-yard offensive output by the Ravens, in the 16-13 overtime victory in **game 11 at SD (11/25)**
- Netted 2 receptions for 67 yards, both good for TDs, in the 55-20 victory in **game 9 vs. Oak. (11/11)**
- Netted 4 receptions for 46 yards, including a game-sealing 19-yard TD catch and run in **game 8 at Cle. (11/4)**
- Led the team with 6 receptions for 127 yards and 2 TDs, while playing with a heavy heart after the death of his 19-year old brother, Tevin Jones, the morning of the game, in the 31-30 victory in **game 3 vs. NE (9/23)**...With his 127 yards, Smith crossed the 1,000-yard receiving mark for his career

- Finished third on the team with 11 receptions for 233 yards (second on team) and 2 TDs, helping the Ravens average 410.3 yards per game during the playoffs
- Pulled in 3 receptions for a team-leading 98 receiving yards and a Ravens' postseason franchise-record 2 TDs (59 and 32 yards) as part of a postseason franchise-record 479 yards of total offense in the 38-35 double-overtime win in the **Divisional Playoff at Den. (1/12/13)**

2011: (16/14, 2/1) Set Ravens rookie records, finishing fourth on the team with 50 receptions for 841 yards and a team-leading 7 TDs...Five of Smith's 7 TD receptions were for at least 25 yards (74, 41, 38, 36, 26, 18 and 8)...Posted a 34.4 yards-per-TD catch average

- Established a Ravens' rookie record by pulling in his 45th reception of the season (had 2 catches for 38 yards) in the 20-14 victory in **game 15 vs. Cle. (12/24)**
- Established a Ravens' rookie record with his 7th TD of the season, as part of his 6 receptions for 77 yards and a TD in **game 14 at SD (12/18)**

82 TORREY SMITH

- Pulled in 5 receptions for 48 yards and a TD (tied RB Jamal Lewis for most TDs by a Ravens' rookie - 6) in the 24-10 victory in **game 13 vs. Ind. (12/11)**...Also had a career-long-tying 16-yard rush against the Colts
- Earned AFC Offensive Player of the Week and Diet Pepsi Rookie of the Week honors after recording a team-leading 6 receptions for a career-high 165 yards (third-most in franchise history) in the 31-24 victory in **game 10 vs. Cin. (11/20)**...Became the third rookie (Ken Burrow - 2 and Randy Moss - 3) to have two games with 150-plus receiving yards and at least 1 TD reception in the same season since 1970
- Pulled in a game-winning 26-yard TD pass with 8 seconds remaining in the fourth quarter to cap a 92-yard drive, in the 23-20 win in **game 8 at Pit. (11/6)**...Finished the game with 5 receptions for 71 yards and a TD
- Started his first-career NFL game and produced 5 receptions for 152 yards (fifth most in franchise history) and 3 TDs in the 37-7 victory in **game 3 at STL (9/25)**...Smith's first 3 receptions were all good for TDs (74, 41 and 18 yards)...Became the first rookie in NFL history (the 12th player since 1991) to record 3 TD receptions in a first quarter
- Started both playoff games and finished with 4 receptions for 91 yards and a TD
- Pulled in 3 receptions for 82 yards and his first-career postseason TD, part of a Ravens' then-postseason franchise-record 398 yards, in the **AFC Championship at NE (1/22/12)**

COLLEGE: Finished third in school history with 152 receptions and second with 2,215 receiving yards, also adding 19 TDs during his three seasons at Maryland...Finished his time holding school and ACC records with 123 KORs for 2,983 yards, while his 3 KOR-TDs set a Maryland all-time record...Amassed a school-record 5,264 all-purpose yards, which rank seventh in ACC history...His 18.3 yards per offensive play rank as the third-best-career mark in school history...First-team All-ACC honoree at WR who set the school's single-season record with 12 receiving TDs on 67 catches (fourth-best total in Maryland history) for 1,055 yards (second most in school history) in 13 games as a junior in 2010...Averaged 15.8 yards per catch...Also returned 30 KORs for 585 yards (19.5 avg.) and generated 1,647 all-purpose yards (fifth-best season total by a Terrapin)...Earned first-team All-ACC honors at WR and KOR as a sophomore, leading the Terps with 61 receptions for 824 yards and 5 TDs in 12 games in 2009...Also posted school records of 51 KORs for 1,309 yards and tied the Terps' mark with 2 KOR-TDs...Finished fourth

on the team with 24 catches for 336 yards and 2 TDs in 13 games as a redshirt freshman in 2008...Set school single-season records with 1,089 yards and 1 TD on 42 KORs (then broke his own mark in '09)...Earned scout team Offensive Player of the Week leading up to the Florida State game and was also named Maryland's Scout Team Player of the Year...Graduated from Maryland with a bachelor's degree in criminology and criminal justice in Dec. 2010.

HIGH SCHOOL, PERSONAL: Prepped at Stafford (Falmouth, VA) HS...Earned honorable mention All-Northwest Region honors as a senior while playing QB by posting 815 rushing yards and 12 TDs on 155 carries...Also completed 9 of 25 passes for 230 yards and 2 TDs...Saw action in his prep career at WR, RB, CB and as a KOR...Returned 6 career KOR-TDs...An Academic All-District honoree as a junior and senior...Also played basketball...Oldest of seven children.

COMMUNITY: The Torrey Smith Foundation was established to provide support to at-risk youth with physical, educational and financial challenges, and to focus on the enhancement of lives of those who have been affected by domestic violence...In the spring of 2013, Torrey hosted the second annual Torrey Smith Celebrity All-Star Basketball Game in Fredericksburg, VA, that raised funds to purchase football gear for underprivileged children...Attended the ninth annual Ravens and Police Athletic League coat distribution to Baltimore homeless men at the Helping Up Mission...Involved with promoting Play 60 and Fuel up to Play 60, the NFL movements for an active generation that eats right, by participating in assemblies at James McHenry Elementary School and Linton Springs Elementary School...Supported the Ravens Hometown Huddle in Oct. 2012 by taking part in the first-ever Ravens TEAM Challenge at M&T Bank Stadium...Participated in the 2012 Clinton Global Initiative University Service Project by assembling packages for troops overseas...Attended the Opening Ceremony for the Patterson Park Youth Sports and Education Center in downtown Baltimore...Hosted the annual "Teaming up with Torrey" toy drive at Dogwood Elementary School...Consistently supports the organization's and his teammates' community efforts by attending the ACT Auction Party at M&T Bank Stadium, BINGO Night for Purple, the team's official women's club, OJ Brigance's Fiesta 5K, Ray Rice Day, Lardarius Webb's Charity Softball Game and Charity Bowling Classic, LaQuan Williams' "The Need to Feed" holiday event and former teammate's Vonta Leach's Celebrity Billiards Tournament, and Anquan Boldin's Q-Festival weekend.

DEEP THREAT

Second-year WR Torrey Smith ranked fourth in the NFL with a 17.4 yards-per-catch average in 2012, posting a career-high 855 yards on 49 receptions. Smith also had a team-high 8 receiving TDs. In 32 career games (2011-12), he has scored 15 TDs through the air, tying (Travis Taylor) for seventh in team history.

82 TORREY SMITH

2012

GAME-BY-GAME OFFENSE

RAVENS		RECEIVING				RUSHING				
Date/Opp.	No.	Yds.	Avg.	LG	TD	No.	Yds.	Avg.	LG	TD
9/10 vs. Cin.	2	57	28.5	52	0	1	13	13.0	13	0
9/16 @ Phi.	2	51	25.5	40	0	0	0	0.0	0	0
9/23 vs. NE	6	127	21.2	38	2	0	0	0.0	0	0
9/27 vs. Cle.	6	97	16.2	34	1	1	0	0.0	0	0
10/7 @ KC	3	38	12.7	26	0	0	0	0.0	0	0
10/14 vs. Dal.	2	24	12.0	19t	1	0	0	0.0	0	0
10/21 @ Hou.	4	41	10.3	15	0	0	0	0.0	0	0
11/4 @ Cle.	4	46	11.5	26	1	0	0	0.0	0	0
11/11 vs. Oak.	2	67	33.5	47t	2	0	0	0.0	0	0
11/18 @ Pit.	1	7	7.0	7	0	0	0	0.0	0	0
11/25 @ SD	7	144	20.6	54	0	0	0	0.0	0	0
12/2 vs. Pit.	3	33	11.0	13	0	0	0	0.0	0	0
12/9 @ Was.	1	21	21.0	21	0	0	0	0.0	0	0
12/16 vs. Den.	1	14	14.0	14	0	0	0	0.0	0	0
12/23 vs. NYG	5	88	17.6	43	1	0	0	0.0	0	0
12/30 @ Cin.	0	0	0.0	0	0	1	-4	-4.0	-4	0
Totals	49	855	17.4	54	8	3	9	3.0	13	0
Playoffs										
1/6/13 vs. Ind.	2	31	15.5	22	0	0	0	0.0	0	0
1/12/13 @ Den.	3	98	32.7	59t	2	1	0	0.0	0	0
1/20/13 @ NE	4	69	17.3	25	0	0	0	0.0	0	0
2/3/13 @ SF	2	35	17.5	20	0	0	0	0.0	0	0
Totals	11	233	21.2	59t	2	1	0	0.0	0	0

2011

GAME-BY-GAME

RAVENS		RECEIVING				RUSHING				
Date/Opp.	No.	Yds.	Avg.	LG	TD	No.	Yds.	Avg.	LG	TD
9/11 vs. Pit.	0	0	0.0	0	0	0	0	0.0	0	0
9/18 @ Ten.	0	0	0.0	0	0	0	0	0.0	0	0
9/25 @ STL	5	152	30.4	74t	3	1	10	10.0	10	0
10/2 vs. NYJ	1	1	1.0	1	0	0	0	0.0	0	0
10/16 vs. Hou.	3	84	28.0	51	0	0	0	0.0	0	0
10/24 @ Jax.	3	32	10.7	20	0	0	0	0.0	0	0
10/30 vs. Ari.	3	57	19.0	36	0	0	0	0.0	0	0
11/6 @ Pit.	5	71	14.2	29	1	0	0	0.0	0	0
11/13 @ Sea.	3	28	9.3	14	0	1	16	16.0	16	0
11/20 vs. Cin.	6	165	27.5	49	1	0	0	0.0	0	0
11/24 vs. SF	2	23	11.5	12	0	0	0	0.0	0	0
12/4 @ Cle.	1	32	32.0	32	0	1	-3	-3.0	-3	0
12/11 vs. Ind.	5	48	9.6	17	1	1	16	16.0	16	0
12/18 @ SD	6	77	12.8	36t	1	0	0	0.0	0	0
12/24 vs. Cle.	2	38	19.0	29	0	0	0	0.0	0	0
1/1/12 @ Cin.	5	33	6.6	13	0	0	0	0.0	0	0
Totals	50	841	16.8	74t	7	4	39	9.8	16	0
Playoffs										
1/15/12 vs. Hou.	1	9	9.0	9	0	0	0	0.0	0	0
1/22/12 @ NE	3	82	27.3	42	1	0	0	0.0	0	0
Totals	4	91	22.8	42	1	0	0	0.0	0	0

REGULAR SEASON

Year	Team	GP	GS	RECEIVING					RUSHING				
				No.	Yards	Avg.	LG	TD	No.	Yards	Avg.	LG	TD
2011	Baltimore	16	14	#50	#841	16.8	74t	*#7	4	39	9.8	16	0
2012	Baltimore	16	16	49	855	17.4	54	*8	3	9	3.0	13	0
Totals		32	30	99	1,696	17.1	74t	15	7	48	6.9	16	0

*LED TEAM

#ROOKIE FRANCHISE RECORD

CAREER SINGLE-GAME HIGHS (REGULAR SEASON)

RECEIVING	RUSHING
Receptions: 7 (11/25/12 at SD)	Carries: 17 times (last: 12/30/12 at Cin.)
Yardage: 165 (11/20/11 vs. Cin.)	Yardage: 162 times (last: 12/11/11 vs. Ind.)
Long Gain: 74t (9/25/11 at STL)	Long Gain: 162 times (last: 12/11/11 vs. Ind.)
Touchdowns: 3 (9/25/11 at STL)	Touchdowns: None

100-yard Receiving Games: 4 (last: 144 yards, 11/25/12 at SD)

Additional Statistics: Has 1 KOR for 24 yards (11/13/11 at Sea.)

POSTSEASON

Year	Team	GP	GS	RECEIVING					RUSHING				
				No.	Yards	Avg.	LG	TD	No.	Yards	Avg.	LG	TD
2011	Baltimore	2	1	4	91	22.8	42	1	0	0	0.0	0	0
2012	Baltimore	4	4	11	233	21.2	59t	2	1	0	0.0	0	0
Totals		6	5	15	324	21.6	59t	3	1	0	0.0	0	0

PLAYOFF NUMBERS TO RAVE ABOUT

20.0

Combined yards-per-reception average for WR Torrey Smith (21.2), WR Jacoby Jones (29.4) and WR Anquan Boldin (17.3) during the 2012 playoffs. The trio combined to post 760 yards and 8 TDs on 38 catches over four games.

124

Points by the Ravens during the 2012 postseason, ranking third most in NFL playoff history (SF had 131 in 1994 and 126 in 1989).



BALTIMORE
RAVENS

96

MARCUS SPEARS
DEFENSIVE TACKLE | 6-4 | 315

COLLEGE: LSU HS: Southern University Lab (Baton Rouge, LA)

BORN: 3/8/83, Baton Rouge, LA

EXP. (NFL/RAVENS): 9/1 GP/GS (PLAYOFFS): 119/89 (4/4)

TRANSACTIONS

Marcus Spears signed with the Ravens on 3/18/13...Released by the Cowboys on 3/13/13...Originally drafted by Dallas in the first round (20th overall) of the 2005 NFL Draft.

CAREER

- Has 314 tackles (173 solo), 10 sacks (-63.5 yards), 12 PD, 3 FFs and 1 FR
- Posted a career-high 8 tackles twice in 2008 (10/26 vs. TB and 10/5 vs. Cin.)
- Returned a FR 59 yards vs. KC (12/11/05), the longest return by a rookie in Cowboys history



2012: (with Dallas – 15/6) Produced 35 tackles and 1 sack despite missing a game with a knee injury

- Netted a solo tackle and a sack (-2 yards) in **game 14 vs. Pit. (12/16)**
- Produced 4 tackles (2 solo) in **game 10 vs. Cle. (11/18)**
- Recorded a season-high 5 tackles in **game 2 at Sea. (9/16)**

2011: (with Dallas – 16/5) Recorded 29 tackles (16 solo), 1 sack and 2 PD after missing the final eight games of the previous season with a calf injury

- Produced 3 solo tackles and a PD in **game 14 at TB (12/17)**
- Contributed a season-high 5 tackles, including a sack (-8 yards) in **game 5 at NE (10/16)**

2010: (with Dallas – 8/7) Contributed 24 tackles, including 13 solo, despite missing the final eight games of the season with a calf injury

- Contributed 3 tackles before leaving the game with a calf injury in **game 8 at GB (11/7)**
- Posted a season-high 5 tackles (3 solo) in **game 7 vs. Jax. (10/31)**
- Had a tackle and a QB pressure for a defense that held the Bears' offense to 1-of-11 on third down for a 9.1 conversion percentage - the lowest since the N.Y. Giants went 1-of-11 (10/16/05 - OT) in **game 2 vs. Chi. (9/19)**
- Placed on Injured Reserve (calf) on 11/10, snapping a streak of 88-consecutive games played

2009: (with Dallas – 16/14, 2/2) Produced 50 tackles (27 solo), a career-high 2.5 sacks (-20 yards) and 2 PD

- Netted 2 tackles and a half-sack in **game 14 at NO (12/19)**
- Had 3 solo tackles and a sack (-9 yards) in **game 6 vs. Atl. (10/25)**
- Recorded a season-high 6 tackles, including 3 solo, in **game 5 at KC (10/11)**
- Recorded 7 tackles (5 solo) while starting both postseason contests for the Cowboys

2008: (with Dallas – 16/15) Contributed a career-high 65 tackles, 1 sack, 2 PD and 1 FF

- Recorded 7 tackles and a sack (-6 yards) in **game 15 vs. Bal. (12/20)**
- Tied a career high with 8 tackles, including a TFL, for a defense that did not allow a TD in **game 8 vs. TB (10/26)**
- Established a career high with 8 tackles (5 solo) and 1 PD in **game 5 vs. Cin. (10/5)**

2007: (with Dallas – 16/16, 1/1) Recorded 28 tackles (19 solo), 2 sacks (-8 yards), 2 PD and 2 FFs for a defense that ranked third in the NFL (yards per game allowed)

- Totaled 3 solo tackles, 1 sack (-6 yards) and 1 FF in **game 16 at Was. (12/30)**
- Had a season-high 4 tackles, including 3 solo, in **game 6 vs. NE (10/14)**
- Recorded 2 tackles and a half-sack (-0.5 yards) in **game 4 vs. STL (9/30)**
- Started and netted 2 tackles in the Cowboys' lone postseason game **vs. NYG (1/13/08)**

2006: (with Dallas – 16/16, 1/1) Contributed 48 tackles (31 solo), 1 sack and a career-high 3 PD after starting all 16 games for the first time in his career

- Netted a season-high 6 tackles in **game 13 vs. NO (12/10)**
- Totaled 2 tackles and a sack (-8 yards) in the **game 2 vs. Was. (9/17)**
- Posted 1 tackle, starting the Cowboys' lone playoff game

2005: (with Dallas – 16/10) Recorded 35 tackles (27 solo), 1.5 sacks, 1 PD and 1 FR as a rookie

- Produced 2 solo tackles, including his first-career sack (-6 yards), in **game 16 vs. STL (1/1/06)**
- Posted 4 tackles (3 solo) and his first-career FR (returned 59 yards) in **game 13 vs. KC (12/11)**
- Contributed 7 tackles, including a career-high 6 solo, in **game 9 at Phi. (11/14)**

96 MARCUS SPEARS

COLLEGE: Finished his career at LSU with 34.5 TFL and 19 sacks - the fifth-most in school history...Had a career year as a senior, earning first-team All-America honors from the Walter Camp Foundation and American Football Coaches Association, second-team All-America honors from *Sports Illustrated*, first-team All-SEC honors and was a semifinalist for the Bednarik Award and Lombardi Award...Tied his career high in tackles (49) and set career highs in TFL (17) and sacks (9 - the fourth most in LSU single-season history) and added 21 QB pressures for a defense that finished third in the country in total defense in 2004...Had 49 tackles, 23 QB pressures, 13 TFL, 6 sacks, and 6 PD to earn first-team All-SEC honors during LSU's National Championship season as a junior in 2003...Returned an INT 20 yards for a TD to give the Tigers a 21-7 lead en route to a 21-14 win over Oklahoma in the Sugar Bowl to claim the national title...As a sophomore, totaled 46 tackles, 16 QB pressures, 3.5 TFL and 3 sacks as a first-time, full-time defensive player...Played TE, FB and DE as a freshman, recording 2 receptions for 20 yards to earn freshman All-SEC honors as a TE...Also posted 8 tackles and 1 sack on defense...Majored in communication studies.

HIGH SCHOOL, PERSONAL: Was one of the most highly touted two-sport athletes (football and basketball) in the country following his senior season at Southern University Lab (Baton Rouge, LA) HS...Rated the top TE prospect in America and the third-best overall prospect after earning consensus All-America honors...Became the first Louisiana player since 1991 to be named first-team 1A All-State on offense and defense as a senior...Finished his senior season with 28 catches for 435 yards and 3 TDs and 245 rushing yards and 6 TDs...Also posted 11.5 sacks and 4 FRs...Was also one of the nation's top basketball prospects...His sister, Deidre, was a three-year letterman on the basketball team at LSU (two-year starter)...Marcus and his wife, Aiysha, have a daughter, Macaria Reagan and a son, Marcus Raishon Jr.

COMMUNITY: Was the co-chair (with former teammate DeMarcus Ware) for the Taste of the NFL from 2006-10: The Ultimate Dallas Cowboys Tailgate Party for the North Texas Food Bank...Was the keynote speaker at the U.S. Army All-American Bowl Kick-Off Luncheon in San Antonio, TX in 2007... Attended the Dallas Cowboys Draft Day/Fan Appreciation Party in 2008-09...Was a Cowboys Youth Football Camp Guest Speaker/Coach in 2009 and was a spokesperson for NBC's Biggest Loser Pound for Pound Challenge Campaign PSA in 2009...Was a guest reader for youth from Boys & Girls Clubs of Greater Dallas at UPS Store in 2010...Participated in the 2011 Super Bowl XLV NFL Charities Bowling Classic and NFL Experience Football 101 workshop...Was a mentor for the 2012 Dallas Cowboys U High School Camp...Made annual team holiday hospital visits and was active with the yearly Salvation Army Angel Tree Christmas Program...Took part in the Dallas Cowboys Kickoff Luncheon and Cowboys Family Cookbook benefitting Happy Hill Farm.



2012

GAME-BY-GAME DEFENSE

COWBOYS

Date/Opp.	TT	Solo	Asst.	Sacks	INT	PD	FF	FR
9/5 @ NYG	2	1	1	0-0	0-0	0	0	0
9/16 @ Sea.	5	1	4	0-0	0-0	0	0	0
9/23 vs. TB	3	1	2	0-0	0-0	0	0	0
10/1 vs. Chi.	1	0	1	0-0	0-0	0	0	0
10/14 @ Bal.	INACTIVE - KNEE							
10/21 @ Car.	1	1	0	0-0	0-0	0	0	0
10/28 vs. NYG	2	0	2	0-0	0-0	0	0	0
11/4 @ Atl.	1	0	1	0-0	0-0	0	0	0
11/11 @ Phi.	0	0	0	0-0	0-0	0	0	0
11/18 vs. Cle.	4	2	2	0-0	0-0	0	0	0
11/22 vs. Was.	4	2	2	0-0	0-0	0	0	0
12/2 vs. Phi.	2	0	2	0-0	0-0	0	0	0
12/9 @ Cin.	2	0	2	0-0	0-0	0	0	0
12/16 vs. Pit.	1	1	0	1-2	0-0	0	0	0
12/23 vs. NO	3	2	1	0-0	0-0	0	0	0
12/30 @ Was.	4	1	3	0-0	0-0	0	0	0
Totals	35	12	23	1-2	0-0	0	0	0

2011

GAME-BY-GAME DEFENSE

COWBOYS

Date/Opp.	TT	Solo	Asst.	Sacks	INT	PD	FF	FR
9/11 @ NYJ	2	1	1	0-0	0-0	0	0	0
9/18 @ SF	3	1	2	0-0	0-0	0	0	0
9/26 vs. Was.	0	0	0	0-0	0-0	0	0	0
10/2 vs. Det.	0	0	0	0-0	0-0	0	0	0
10/16 @ NE	5	4	1	1-8	0-0	0	0	0
10/23 vs. STL	3	2	1	0-0	0-0	0	0	0
10/30 @ Phi.	1	1	0	0-0	0-0	0	0	0
11/6 vs. Sea.	1	0	1	0-0	0-0	0	0	0
11/13 vs. Buf.	1	0	1	0-0	0-0	0	0	0
11/20 @ Was.	2	1	1	0-0	0-0	1	0	0
11/24 vs. Mia.	1	0	1	0-0	0-0	0	0	0
12/4 @ Ari.	1	0	1	0-0	0-0	0	0	0
12/11 vs. NYG	1	0	1	0-0	0-0	0	0	0
12/17 @ TB	3	3	0	0-0	0-0	1	0	0
12/24 vs. Phi.	4	3	1	0-0	0-0	0	0	0
1/1/12 @ NYG	1	0	1	0-0	0-0	0	0	0
Totals	29	16	13	1-8	0-0	2	0	0

96 MARCUS SPEARS

2010

GAME-BY-GAME DEFENSE COWBOYS

Date/Opp.	TT	Solo	Asst.	Sacks	INT	PD	FF	FR
9/12 @ Was.	2	1	1	0-0	0-0	0	0	0
9/19 vs. Chi.	1	1	0	0-0	0-0	0	0	0
9/26 @ Hou.	2	1	1	0-0	0-0	0	0	0
10/10 vs. Ten.	4	2	2	0-0	0-0	0	0	0
10/17 @ Min.	3	1	2	0-0	0-0	0	0	0
10/25 vs. NYG	4	2	2	0-0	0-0	0	0	0
10/31 vs. Jax.	5	3	2	0-0	0-0	0	0	0
11/7 @ GB	3	2	1	0-0	0-0	0	0	0
11/14 @ NYG				INJURED RESERVE - CALF				
11/21 vs. Det.				INJURED RESERVE - CALF				
11/25 vs. NO				INJURED RESERVE - CALF				
12/5 @ Ind.				INJURED RESERVE - CALF				
12/12 vs. Phi.				INJURED RESERVE - CALF				
12/19 vs. Was.				INJURED RESERVE - CALF				
12/25 @ Ari.				INJURED RESERVE - CALF				
1/2/11 @ Phi.				INJURED RESERVE - CALF				
Totals	24	13	11	0-0	0-0	0	0	0

2009

GAME-BY-GAME DEFENSE COWBOYS

Date/Opp.	TT	Solo	Asst.	Sacks	INT	PD	FF	FR
9/13 @ TB	3	2	1	0-0	0-0	1	0	0
9/20 vs. NYG	2	0	2	0-0	0-0	1	0	0
9/28 vs. Car.	2	0	2	0-0	0-0	0	0	0
10/4 @ Den.	5	3	2	1-7	0-0	0	0	0
10/11 @ KC	6	3	3	0-0	0-0	0	0	0
10/25 vs. Atl.	3	3	0	1-9	0-0	0	0	0
11/1 vs. Sea.	3	2	1	0-0	0-0	0	0	0
11/8 @ Phi.	4	2	2	0-0	0-0	0	0	0
11/15 @ GB	3	1	2	0-0	0-0	0	0	0
11/22 vs. Was.	3	2	1	0-0	0-0	0	0	0
11/26 vs. Oak.	4	2	2	0-0	0-0	0	0	0
12/6 @ NYG	1	0	1	0-0	0-0	0	0	0
12/13 vs. SD	3	3	0	0-0	0-0	0	0	0
12/19 @ NO	2	1	1	0.5-4	0-0	0	0	0
12/27 @ Was.	3	2	1	0-0	0-0	0	0	0
1/3/10 vs. Phi.	3	1	2	0-0	0-0	0	0	0
Totals	50	27	23	2.5-20	0-0	2	0	0
Playoffs								
1/9/10 vs. Phi.	1	1	0	0-0	0-0	0	0	0
1/17/10 @ Min.	6	4	2	0-0	0-0	0	0	0
Totals	7	5	2	0-0	0-0	0	0	0

2008

GAME-BY-GAME DEFENSE COWBOYS

Date/Opp.	TT	Solo	Asst.	Sacks	INT	PD	FF	FR
9/7 @ Cle.	2	1	1	0-0	0-0	0	0	0
9/15 vs. Phi.	1	0	1	0-0	0-0	0	0	0
9/21 @ GB	2	0	2	0-0	0-0	0	0	0
9/28 vs. Was.	5	3	2	0-0	0-0	1	0	0
10/5 vs. Cin.	8	5	3	0-0	0-0	1	0	0
10/12 @ Ari.	4	2	2	0-0	0-0	0	0	0
10/19 @ STL	6	4	2	0-0	0-0	0	0	0
10/26 vs. TB	8	2	6	0-0	0-0	0	0	0
11/2 @ NYG	4	1	3	0-0	0-0	0	0	0
11/16 @ Was.	4	2	2	0-0	0-0	0	0	0
11/23 vs. SF	2	1	1	0-0	0-0	0	0	0
11/27 vs. Sea.	4	2	2	0-0	0-0	0	1	0
12/7 @ Pit.	4	2	2	0-0	0-0	0	0	0
12/14 vs. NYG	2	0	2	0-0	0-0	0	0	0
12/20 vs. Bal.	7	2	5	1-6	0-0	0	0	0
12/28 @ Phi.	2	1	1	0-0	0-0	0	0	0
Totals	65	28	37	1-6	0-0	2	1	0

2007

GAME-BY-GAME DEFENSE COWBOYS

Date/Opp.	TT	Solo	Asst.	Sacks	INT	PD	FF	FR
9/9 vs. NYG	1	1	0	0-0	0-0	0	0	0
9/16 @ Mia.	2	2	0	0-0	0-0	0	0	0
9/23 @ Chi.	3	1	2	0-0	0-0	0	0	0
9/30 vs. STL	2	0	2	0.5-0.5	0-0	0	0	0
10/8 @ Buf.	1	1	0	0-0	0-0	0	0	0
10/14 vs. NE	4	3	1	0-0	0-0	0	0	0
10/21 vs. Min.	1	0	1	0-0	0-0	0	0	0
11/4 @ Phi.	0	0	0	0.5-0.5	0-0	0	1	0
11/11 @ NYG	3	3	0	0-0	0-0	0	0	0
11/18 vs. Was.	0	0	0	0-0	0-0	0	0	0
11/22 vs. NYJ	2	1	1	0-0	0-0	0	0	0
11/29 vs. GB	2	1	1	0-0	0-0	1	0	0
12/9 @ Det.	2	1	1	0-0	0-0	0	0	0
12/16 vs. Phi.	0	0	0	0-0	0-0	0	0	0
12/22 @ Car.	2	2	0	0-0	0-0	1	0	0
12/30 @ Was.	3	3	0	1-6	0-0	0	1	0
Totals	28	19	9	2-8	0-0	2	2	0
Playoffs								
1/13/08 vs. NYG	2	0	2	0-0	0-0	0	0	0
Totals	2	0	2	0-0	0-0	0	0	0

2006

GAME-BY-GAME DEFENSE COWBOYS

Date/Opp.	TT	Solo	Asst.	Sacks	INT	PD	FF	FR
9/10 @ Jax.	2	2	0	0-0	0-0	0	0	0
9/17 vs. Was.	2	1	1	1-8	0-0	1	0	0
10/1 @ Ten.	4	2	2	0-0	0-0	0	0	0
10/8 @ Phi.	2	2	0	0-0	0-0	1	0	0
10/15 vs. Hou.	3	2	1	0-0	0-0	0	0	0
10/23 vs. NYG	3	2	1	0-0	0-0	0	0	0
10/29 @ Car.	2	2	0	0-0	0-0	0	0	0
11/5 @ Was.	5	3	2	0-0	0-0	0	0	0
11/12 @ Ari.	4	3	1	0-0	0-0	0	0	0
11/19 vs. Ind.	3	2	1	0-0	0-0	0	0	0
11/23 vs. TB	3	1	2	0-0	0-0	1	0	0
12/3 @ NYG	2	2	0	0-0	0-0	0	0	0
12/10 vs. NO	6	2	4	0-0	0-0	0	0	0
12/16 @ Atl.	4	3	1	0-0	0-0	0	0	0
12/25 vs. Phi.	3	2	1	0-0	0-0	0	0	0
12/31 vs. Det.	0	0	0	0-0	0-0	0	0	0
Totals	48	31	17	1-8	0-0	3	0	0
Playoffs								
1/6/07 @ Sea.	1	0	1	0-0	0-0	0	0	0
Totals	1	0	1	0-0	0-0	0	0	0

2005

GAME-BY-GAME DEFENSE COWBOYS

Date/Opp.	TT	Solo	Asst.	Sacks	INT	PD	FF	FR
9/11 @ SD	0	0	0	0-0	0-0	0	0	0
9/19 vs. Was.	1	1	0	0.5-5.5	0-0	0	0	0
9/25 @ SF	4	4	0	0-0	0-0	0	0	0
10/2 @ Oak.	0	0	0	0-0	0-0	0	0	0
10/9 vs. Phi.	0	0	0	0-0	0-0	0	0	0
10/16 vs. NYG	0	0	0	0-0	0-0	0	0	0
10/23 @ Sea.	3	1	2	0-0	0-0	1	0	0
10/30 vs. Ari.	4	4	0	0-0	0-0	0	0	0
11/14 @ Phi.	7	6	1	0-0	0-0	0	0	0
11/20 vs. Det.	1	0	1	0-0	0-0	0	0	0
11/24 vs. Den.	2	1	1	0-0	0-0	0	0	0
12/4 @ NYG	3	2	1	0-0	0-0	0	0	0
12/11 vs. KC	4	3	1	0-0	0-0	0	0	1
12/18 @ Was.	3	2	1	0-0	0-0	0	0	0
12/24 @ Car.	1	1	0	0-0	0-0	0	0	0
1/1/06 vs. STL	2	2	0	1-6	0-0	0	0	0
Totals	35	27	8	1.5-11.5	0-0	1	0	1



96 MARCUS SPEARS

REGULAR SEASON

Year	Team	GP	GS	TACKLES			SACKS		INTERCEPTIONS					FUMBLES		
				TT	Solo	Asst.	No.	Yards	No.	Yards	LG	TD	PD	FF	FR	Yards
2005	Dallas	16	10	35	27	8	1.5	11.5	0	0	0	0	1	0	1	59
2006	Dallas	16	16	48	31	17	1.0	8.0	0	0	0	0	3	0	0	0
2007	Dallas	16	16	28	19	9	2.0	8.0	0	0	0	0	2	2	0	0
2008	Dallas	16	15	65	28	37	1.0	6.0	0	0	0	0	2	1	0	0
2009	Dallas	16	14	50	27	23	2.5	20.0	0	0	0	0	2	0	0	0
2010	Dallas	8	7	24	13	11	0.0	0.0	0	0	0	0	0	0	0	0
2011	Dallas	16	5	29	16	13	1.0	8.0	0	0	0	0	2	0	0	0
2012	Dallas	15	6	35	12	23	1.0	2.0	0	0	0	0	0	0	0	0
Totals		119	89	314	173	141	10.0	63.5	0	0	0	0	12	3	1	59

CAREER SINGLE-GAME HIGHS (REGULAR SEASON)

Total Tackles: 8 2 times (last: 10/26/08 vs. TB)
Sacks: 1 8 times (last: 12/16/12 vs. Pit.)
Forced Fumbles: 1 3 times (11/27/08 vs. Sea)
Passes Defensed: 1 12 times (last: 11/20/11 at Was.)
Solo Tackles: 6 (11/14/05 at Phi.)
INTs: None
Fumble Recoveries: 1 (12/11/05 vs. KC)

POSTSEASON

Year	Team	GP	GS	TACKLES			SACKS		INTERCEPTIONS					FUMBLES		
				TT	Solo	Asst.	No.	Yards	No.	Yards	LG	TD	PD	FF	FR	Yards
2006	Dallas	1	1	1	0	1	0.0	0.0	0	0	0	0	0	0	0	0
2007	Dallas	1	1	2	0	2	0.0	0.0	0	0	0	0	0	0	0	0
2009	Dallas	2	2	7	5	2	0.0	0.0	0	0	0	0	0	0	0	0
Totals		4	4	10	5	5	0.0	0.0	0	0	0	0	0	0	0	0





BALTIMORE
RAVENS

65

REGGIE STEPHENS
CENTER | 6-3 | 325

COLLEGE: Iowa State **HS:** Jesuit College Prep (Dallas, TX)
BORN: 8/28/87, Rowlett, TX
EXP. (NFL/RAVENS): 2/2 **GP/GS (PLAYOFFS):** 0/0 (0/0)

TRANSACTIONS: Reggie Stephens was signed to the Ravens' practice squad on 1/8/13...Signed to the Bears' practice squad on 12/19/12...Signed to Buffalo's practice squad on 10/3/12...Waived by the Bengals on 8/31/12...Waived by the Bears on 5/14/12...Signed to a Reserve/Future contract by the Bears on 1/6/12...Signed to Chicago's practice squad on 11/8/11...Waived by the Bengals on 9/4/11...Originally selected by the Bengals in the seventh round (228th overall) of the 2010 NFL Draft.



2012: (with Chicago/Cincinnati/Buffalo/Baltimore – 0/0) Spent the offseason with Chicago before being released on 5/14...Signed with the Bengals on 5/21 and was with them through training camp...Also spent time on the Bills' and Bears' practice squads...Signed to the Ravens' practice squad on 1/8/13.

2011: (with Cincinnati/Chicago – 0/0) Spent training camp with the Bengals before being released on 9/4...Was a member of the Bears' practice squad after signing on 11/8.

2010: (with Cincinnati – 0/0) Was on the active roster and inactive for all 16 games.

COLLEGE: Started 40 of 44 games at Iowa State, earning honorable mention honors on the All-Big 12 team his senior season...Started at center for 12 games in 2009 and anchored an offensive line that helped Iowa State to their third bowl victory in school history, a 14-13 win over Minnesota in the Insight Bowl...Paved the way for an offense that averaged

180 rushing yards and 364.7 net yards per game...Missed only one game after undergoing an emergency appendectomy...Started all 12 games his junior year in 2008, making starts at LG and RG...Helped the offense average 25.3 points and 386.8 net yards per game...Protected QB Austen Arnaud and allowed him to throw for 2,792 yards and 15 TDs during the campaign...Also paved the way for RB Alexan Robinson to gain 703 rushing yards...Started all 12 games at LG as a sophomore, helping the offense average 326.9 yards and 18.2 points per game...Paved the way for Robinson to rush for 465 yards and 6 TDs...Appeared in seven games as a redshirt freshman in 2006, starting the season's final four contests at RG...Redshirted in 2005 as a freshman...Majored in business.

HIGH SCHOOL: Prepped at Jesuit College (Dallas, TX) Prep...Was a three-year starter on the offensive line...Was a first-team All-District selection his senior year, as the team went 10-2...Also lettered twice in basketball and powerlifting and three times in track and field.

RAVENS ROOST UNSUNG HERO AWARD

Presented annually to the Ravens player who best demonstrates outstanding performance on the field, but does not receive recognition for his accomplishments. The award, voted by the presidents of the individual Ravens Roosts, is presented at the Roosts' Bull and Oyster Roast each February.

RAVENS ROOST UNSUNG HERO AWARD WINNERS

- 1996 RB Earnest Byner
- 1997 S Stevon Moore
- 1998 OL Jeff Blackshear
- 1999 DT Larry Webster
- 2000 S Kim Herring
- 2001 LB Jamie Sharper
- 2002 DT Kelly Gregg
- 2003 LB Ed Hartwell
- 2004 C/G Casey Rabach
- 2005 LB Adalius Thomas
- 2006 DB Corey Ivy
- 2007 NT Kelly Gregg
- 2008 C Jason Brown
- 2009 C Matt Birk
- 2010 K Billy Cundiff
- 2011 G Marshal Yanda
- 2012 K Justin Tucker



BALTIMORE
RAVENS

11

TOMMY STREETER
WIDE RECEIVER | 6-5 | 215

COLLEGE: Miami HS: Northwestern (Miami, FL)
BORN: 10/7/89, Miami, FL
EXP. (NFL/RAVENS): 2/2 GP/GS (PLAYOFFS): 0/0 (0/0)

TRANSACTIONS

Tommy Streeter was selected by the Ravens in the sixth round (198th overall) of the 2012 NFL Draft.

CAREER

- Missed his entire rookie year after being placed on Injured Reserve (foot) on 8/31/12

2012: (IR) Missed his entire rookie year after being placed on Injured Reserve (foot) on 8/31

COLLEGE: Finished his Miami career with 52 receptions for 967 yards and 9 TDs in 30 games (nine starts)...Earned second-team All-Atlantic Coast Conference honors by *The NFL Draft Report* following his junior season in 2011 after leading Miami with a career-high 46 receptions and 811 yards, which ranked ninth in the ACC...His 8 TDs tied for eighth on the school's single-season record list...Recorded at least 4 catches in five different contests...Played in eight games (two starts) and hauled in 1 catch for 42 yards and 1 TD as a sophomore in 2010...Played in 10 games, posting 5 catches for 114 yards, averaging 22.8 yards per catch as a redshirt freshman in 2009...Redshirted as a true freshman missing the 2008 season with a wrist injury...Graduated from Miami with a degree in management in June 2012.

HIGH SCHOOL, PERSONAL: Prepped at Northwestern (Miami, FL) HS...Earned *PrepStar* All-American honors after recording 36 receptions for 676 yards and 11 TDs as a senior...Ranked as the 16th-best player in Florida and 88th overall by *Rivals.com*...Member of *The Atlanta Journal-Constitution* Super Southern 100 team...Ranked 10th on the *Miami Herald* South Florida Top 25 squad...First garnered Division I attention as a junior, posting 57 receptions for 804 yards and 14 TDs en route to the State Championship.



OFFENSE EXPLODES IN 2012

Baltimore produced 72 offensive plays of 20-or-more yards in 2012, setting a franchise record. Additionally, the Ravens threw 41 passes gaining at least 25 yards, a figure that ranks as the most in Ravens single-season history and was second in the NFL in 2012.

"BIG PLAY" BREAKDOWN / SEASON HIGHS (Ravens Franchise History)

TOTAL PLAYS GAINING 20+ YARDS

Rk.	Year	Plays
1.	2012	72
2.	1996	62
3.	2009	60
4.	2011	57

COMPLETIONS OF 25+ YARDS

Rk.	Year	Comp.
1.	2012	41
2.	1996	36
3.	1999	31
4.	2011	29



BALTIMORE
RAVENS

55

TERRELL SUGGS

OUTSIDE LINEBACKER | 6-3 | 260

COLLEGE: Arizona State **HS:** Hamilton (Chandler, AZ)

BORN: 10/11/82, Minneapolis, MN

EXP. (NFL/RAVENS): 11/11 **GP/GS (PLAYOFFS):** 149/133 (15/15)

TRANSACTIONS

Terrell Suggs was originally selected in the first round (10th overall) of the 2003 NFL Draft.

HONORS

- Five-time Pro Bowler (2004, 2006, 2008, 2010 and 2011)
- *Associated Press* Defensive Player of the Year (2011)
- *Pro Football Weekly* Defensive Player of the Year (2011)
- KC 101 Defensive Player of the Year (2011)
- AFC Defensive Player of the Month (Dec., 2011)
- AFC Defensive Player of the Month (Nov., 2010)
- AFC Defensive Player of the Week (Week 14, Week 12 and Week 1, 2011)
- AFC Defensive Player of the Week (Week 7, 2008)
- AFC Defensive Player of the Week (Week 13, 2005)
- *Associated Press* Defensive Rookie of the Year (2003)
- *Associated Press* first-team All-Pro (2011)
- *Associated Press* second-team All-Pro (2008)
- Butkus Award (best LB) co-winner with Cowboys LB DeMarcus Ware (2011)
- Ed Block Courage Award Winner (2012)
- *Football Digest* second-team All-Pro (2006)
- *Pro Football Weekly* first-team All-NFL (2011)
- *Sporting News* All-Pro Team (2011)
- Tied an NFL rookie record (Santana Dotson) with a sack in each of his first four NFL games
- Defensive Rookie of the Month (Sept. 2003)



CAREER

- Ravens all-time leader in sacks (84.5) and sack yardage (-625)
- Also owns the Ravens' record for FFs (29) and is second in FRs (11)
- Produced a single-season franchise-record 7 FFs in 2011
- His 682 tackles (461 solo) are third most in Ravens history
- Owns 49 PD and 7 INTs (2 returned for TDs - both in 2008)
- Scored his first-career TD on a 44-yard INT return at Mia. (10/19/08)
- Earned a career-high 102 tackles (62 solo) in 2008
- Tallied a franchise-rookie-record 12 sacks in 2003
- Ravens all-time leader in postseason sacks and yards (12-77)

PLAYOFF SACK ARTIST

OLB Terrell Suggs has posted 12 sacks in 15 career playoff games, including a team-high 5 during the 2010 playoffs. Dating back to 2008, Suggs' 12 QB drops rank first in NFL postseason play, while his 77 yards lost on those sacks also stand No. 1.

55 TERRELL SUGGS

2012: (8/8, 4/4) Produced 22 tackles (17 solo), 2 sacks (-15 yads) and 4 PD despite playing in just eight games due to injury (missed first six games of the season with an Achilles injury, missed one game due to a biceps injury and another game on a coach's decision to rest injuries)

- Posted 4 solo tackles, including a sack (-7 yards) and 1 PD, for a defense that held the Chargers to 20% on third down (3-of-15) in **game 11 at SD (11/25)**
- Started and finished with 3 tackles (2 solo) and 2 PD in the 55-20 victory in **game 9 vs. Oak. (11/11)**
- Started his first game of the season after returning from an Achilles injury and recorded 4 tackles (3 solo), 1 sack (-8 yards) and 1 PD in **game 7 at Hou. (10/21)**
- Activated from the PUP list on 10/20
- Was placed on the Physically Unable to Perform list (Achilles) on 8/27 and missed the first six weeks of the season
- Totaled 21 tackles (13 solo), 2 sacks, 1 PD and 1 FF for a defense that forced 10 turnovers in four playoff games
- Finished second on the team with 10 solo tackles, 2 sacks (-8 yards), 1 PD and 1 FF in the 38-35 double-overtime win in the **Divisional Playoff at Den. (1/12/13)**

2011: (16/16, 2/2) Earned his fifth Pro Bowl nod and was named NFL Defensive Player of the Year (by multiple outlets) after leading the AFC with a career-high 14 sacks and recording a single-season franchise-record 7 FFs for the NFL's third-ranked defense (288.9 ypg)...Baltimore was also second against the run (92.6 ypg) and the league's top red zone defense...Also had 70 tackles, 6 PD and a career-high-tying 2 INTs

- Earned AFC Defensive Player of the Month honors (Dec./Jan.) after producing 21 tackles, 4 sacks, 2 PD and 4 FFs, helping the Ravens to a 4-1 record to close out the season

- Posted 5 solo tackles, including a career-high-tying 3 sacks and a career-high 3 FFs, for a defense that allowed just 167 total yards and held the Colts to 14% (2-of-14) on third down in the 24-10 victory in **game 13 vs. Ind. (12/11)**... With 3 sacks, Suggs established a new single-season career high with 13 sacks...Set a franchise single-game record with his 3 FFs, earning his third Defensive Player of the Week award in 2011

- Earned AFC Defensive Player of the Week honors after recording a FF and a career-high-tying 3 sacks, part of a franchise-record-tying 9 sacks, in the 16-6 victory in **game 11 vs. SF (11/24)**

- Led the team with 13 tackles, 1 sack and 2 QB hits (one of which led to a Ravens' INT) for a defense that held the Cardinals to 18% on third down (2-of-11) and recorded 6 sacks in the 30-27 victory in **game 7 vs. Ari. (10/30)**

- Recorded 3 tackles and 2 QB hits for a defense that forced 4 turnovers and tied an NFL record with 3 defensive TDs in the 34-17 victory in **game 4 vs. NYJ (10/2)**

- Netted 4 solo tackles and a sack (part of 5 by the Ravens' defense) in the 37-7 victory in **game 3 at STL (9/25)**

- Earned AFC Defensive Player of the Week honors after turning in a dominant performance, posting 5 solo tackles and a career-high-tying 3 sacks (-25 yards), becoming the Ravens' all-time sacks leader in the 35-7 victory in the **season opener vs. Pit. (9/11)**...Also posted 2 FFs (both of which were recovered by the Ravens and led to scores) for a defense that forced a franchise-record 7 turnovers

- Finished third on the team with 11 tackles and a PD for a team that forced 7 turnovers in two playoff games

2010: (16/16, 2/2) Earned his fourth Pro Bowl nod after recording 58 tackles (38 solo), a team-leading 11 sacks (-73 yards), 2 PD and 2 FFs

HOT OFF THE EDGE

Since entering the NFL in 2003, OLB Terrell Suggs' 84.5 sacks rank seventh among active players, while his 625 yards lost stand sixth. Suggs had a team-, career- and AFC-high 14 sacks in 2011 and posted 2 QB drops in eight games in 2012.

NFL ACTIVE SACKS LEADERS (Since 2003)


Rk.	Player	Sacks	Yards
1.	Jared Allen (Min.)	117.0	736.5
2.	DeMarcus Ware (Dal.)	111.0	707
3.	Julius Peppers (Chi.)	99.5	605.5
4.	John Abraham (Atl.)	94.5	636
5.	Dwight Freeney (SD)	94.5	691
6.	Robert Mathis (Ind.)	91.5	657
7.	Terrell Suggs (Bal.)	84.5	625
8.	Osi Umenyiora (Atl.)	75.0	520.5
9.	Trent Cole (Phi.)	71.0	529

55 TERRELL SUGGS

- Earned AFC Defensive Player of the Month honors for November after posting 14 tackles and 4 sacks in four games
 - Posted 4 tackles (3 solo) and a sack (-11 yards), marking the first time since 2007 that he has posted at least one sack in three consecutive games in **game 10 at Car. (11/21)**
 - Recorded 4 tackles, including 2 sacks, marking his first multi-sack game since 9/20/09, in **game 9 at Atl. (11/11)**
 - Netted 2 tackles, including a sack (60th career sack), in the 17-14 win in **game 4 at Pit. (10/3)**
 - Posted 10 tackles (9 solo), including a team-leading 5 sacks (-25 yards) and 1 FF for a defense that forced 7 turnovers in two postseason contests
 - Turned in a dominant performance, recording 6 tackles, a franchise-record-tying 3 sacks (-18 yards) and a FF (that was recovered by the Ravens and returned for a TD) in the **Divisional Playoff at Pit. (1/15/11)**
- 2009: (13/13, 2/2)** Finished sixth on the team with 58 tackles (41 solo), 5 PD, 4.5 sacks (-33 yards), 1 FF and 1 FR for a squad that ranked second in the AFC and third in the NFL in overall defense, despite missing three games with a knee injury
- Started and recorded 3 tackles and a sack (-8 yards) on a defense that held the Raiders to 51 rushing yards (2.6 avg.) in the 21-13 victory in **game 16 at Oak. (1/3/10)**
 - Posted 3 tackles for a defense that tied a then-franchise record, forcing 6 turnovers and holding QB Jay Cutler to a Ravens' franchise-record-low 7.9 QB rating in the 31-7 victory in **game 14 vs. Chi. (12/20)**
 - Played in his 100th-career game and posted 6 tackles, including a sack (-14 yards), a FF (on the sack, which was recovered by Dwan Edwards for a TD) and a PD in **game 4 at NE (10/4)**
 - Started both playoff games and tied for fourth on the team with 10 tackles, 1 sack (-9 yards), 1 FF and 1 FR on a defense that allowed just 106 rushing yards and 2.5 ypr
- Netted 3 tackles, a sack (-9 yards), a FF and a FR (which led to a Ravens' TD 5 plays later) as part of a defense that allowed just 64 yards rushing in the 33-14 victory in the **Wild Card Game at NE (1/10/10)**...Ravens held QB Tom Brady to a 49.1 QB rating, while forcing 4 turnovers, including 3 INTs
- 2008: (16/16, 3/3)** Earned his third Pro Bowl nod after finishing third on the team with a career-high 102 tackles (62 solo), a team-leading 8 sacks (-69.5 yards), a career-high 11 PD, 2 FFs, 1 FR and tied his career high with 2 INTs, both of which he returned for TDs (44 and 42 yards, respectively) for the NFL's second-ranked defense...Ravens finished 2008, not allowing a 100-yard rusher in 35-consecutive games
- Dominated by making 9 tackles, 2 QB hits, 2 PD and an INT, which he returned 42 yards for a TD, to seal a 10-point victory in **game 8 at Cle. (11/2)**...It was his second INT returned for a TD in three weeks
 - Turned in another massive performance, recording 9 tackles, including 2 TFL and 1 sack – the 50th sack of his career – in the 29-10 victory in **game 7 vs. Oak. (10/26)**
 - Earned AFC Defensive Player of the Week honors after posting 8 tackles (6 solo), a sack (-7 yards) and an INT (first pick since 2005 season), which he returned 44 yards for his first-career TD in **game 6 at Mia. (10/19)**
 - Posted 11 tackles (10 solo), 1 FR and a postseason career-high and team-leading 4 sacks (-35 yards) while starting all three games
 - Started and produced a then-postseason career-high 2 sacks (-17 yards) despite playing with a significant shoulder injury after not practicing all week in the **AFC Championship at Pit. (1/18/09)**
- 2007: (16/16)** Finished fourth on the team with 95 tackles, including a team-leading 5 sacks (-34 yards)...He also recorded 7 PD (tied a then-career-high) and 1 FF
- Led the team with a career-high 14 tackles, 1 sack (-9 yards) and 3 additional QB hits in **game 8 at Pit. (11/5)**

ED BLOCK COURAGE AWARD

The Ed Block Courage Award annually honors a player from each of the 32 NFL teams who exemplifies a commitment to the principles of sportsmanship and courage. The winners are selected for courageous effort, as well as individual performance. Voting is conducted by each team's players. The Ed Block Courage Award recipient also symbolizes professionalism, great strength and dedication. The award is named after the late Baltimore Colts' trainer Ed Block.



RAVENS WINNERS

1996 - DE Anthony Pleasant	2005 - CB Dale Carter
1997 - C Wally Williams	2006 - DB Corey Ivy
1998 - S Stevon Moore	2007 - CB Samari Rolle
1999 - LB Peter Boulware	2008 - S Ed Reed
2000 - S Anthony Poindexter	2009 - S Dawan Landry
2001 - S Corey Harris	2010 - WR Donte' Stallworth
2002 - T Ethan Brooks	2011 - LS Morgan Cox
2003 - DE Marques Douglas	2012 - OLB Terrell Suggs
2004 - T Orlando Brown	

55 TERRELL SUGGS

RAVENS SACK LEADER

RAVENS ALL-TIME SACKS (Career Leaders)

Rk.	Player (Years)	Sacks
1.	Terrell Suggs (2003-12)	84.5
2.	Peter Boulware (1997-2005)	70.0
3.	Michael McCrary (1997-2002)	51.0
4.	Ray Lewis (1996-2012)	41.5
5.	Adalius Thomas (2000-06)	38.5

- Helped hold the Jets to 2.6 yards per rush, posting 6 tackles and a career-high 3 PD in **game 2 vs. NYJ (9/16)**

2006: (16/15, 1/1) Named to his second Pro Bowl after posting 86 tackles, including 63 solo...Also tied for third on the team with 9.5 sacks (-64.5 yards), 7 PD, 3 FFs and 2 FRs

- Started and produced a then-postseason career-high 10 tackles, 1 FF while helping hold the Colts to 2.9 yards per rush in the **Divisional Playoff vs. Ind. (1/13/07)**

2005: (16/16) Finished fifth on the team with 86 tackles (65 solo), 8 sacks (-64.5 yards), 6 FFs, 1 FR, 3 PD and a career-high 2 INTs

- Shared the defensive game ball (Adalius Thomas), when he netted 6 tackles (5 solo) and a career-high 3 sacks (-24 yards) and 1 FF in the 16-15 win in **game 12 vs. Hou. (12/4)**

2004: (16/16) Earned his first-career Pro Bowl berth after leading the team with 10.5 sacks (third in the AFC)...Recorded 72 tackles, had 1 PD, 1 FF and recovered 2 more

- Posted 7 tackles, including 1 sack (-7 yards) in **game 10 vs. Dal. (11/21)**...Sack was the 20th of his career in his 26th game, tying him for the fourth-fastest in NFL history to the 20-sack mark...Also had 1 FR, which led to a Ravens' TD two plays later

2003: (16/1, 1/1) Finished fourth in the AFC and eighth in the NFL with a franchise rookie-record 12 sacks (-97 yards)... Totaled 33 tackles, 6 FFs, 4 FRs, 3 PD and 1 INT in 2003... Became just the second Raven (Peter Boulware – 1997) to earn *Associated Press* Defensive Rookie of the Year honors... Also earned Defensive Rookie of the Month (September)

- Posted 5 tackles, including 2 sacks (-9 yards), which established a new franchise rookie record with 12 sacks (Peter Boulware – 11.5 in 1997) in **game 15 at Cle. (12/21)**
- Tied an NFL record (Santana Dotson – 1992) with a sack in each of the first four games of his career in **game 4 vs. KC (9/28)**
- Was used mainly in passing situations at DE and recorded his third sack in as many games in the 24-10 win in **game 3 at SD (9/21)**...Pulled in his first-career INT against the Chargers, leading to a Jamal Lewis TD two plays later
- Subbed and recorded his first NFL sack (-7 yards) in his first NFL game in the **season opener at Pit. (9/7)**

COLLEGE: Shattered school, conference and NCAA single-season records with 24 sacks in 2002...One of the most dominant pass rushers in the history of college football, Suggs entered the draft after his junior season...His career totals of 44 sacks and 65.5 TFL set school records...Started 34 of 36 games over his 3-year career at Arizona State, amassing 163 tackles (109 solo), including 44 sacks, 14 FFs, 3 FRs, 2 INTs and 9 PD...Consensus All-American and first-team All-Pac 10 Conference selection as a junior...Recipient of the Bronko Nagurski Award (nation's top defensive player), Lombardi Trophy (nation's top lineman) and Morris Trophy (Pac-10's top lineman)...Also named Pac-10 Defensive Player of the Year... Winner of the Hendricks Award, given to college football's premier DE and voted team MVP... Started every game at DE as a junior and recorded 73 tackles (44 solo)...Set school, conference and NCAA single-season records with 24 sacks, topping the previous school and conference marks of 19 by Al Harris (Arizona State) in 1978 and 17.5 by Syracuse's Dwight Freeney in 2001...His 31.5 TFL broke the previous conference mark of 28 by Stanford's Ron George in 1990...Second-team All-American selection by *The NFL Draft Report*, third-team All-America from *Football News* and a first-team All-Pac 10 choice as a sophomore...Named Pac-10 Freshman of the Year...*Football News* first-team Freshman All-American and third-team Freshman All-America selection by *The Sporting News*...Secondary education/history major.

HIGH SCHOOL, PERSONAL: *Parade* All-American in 2000 and Gatorade Arizona Player of the Year at Hamilton (Chandler, AZ) HS...Rated the No. 6 player in the Far West and the No. 3 Athlete in the Western region by *PrepStar*...Named to the All-American team and Arizona Player of the Year by *USA Today*...Ranked the 60th-best player in the nation by *The Sporting News*...Made second-team All-West Team by *The Orange County Register*...Rated the No. 19 player on the Western Region Super 30 by *SportsLine/PrepStar*...Arizona 5A Player of the Year by the *Phoenix Metro*...Arizona Player of the Year by Super All-State '99...Member of the first-team offense on the Super All-State 1999...First-team All-State and All-Region...Rushed 297 times for 2,274 yards and 26 TDs... Transferred from Chandler (AZ) HS, where he was a blocking back and LB...Set the school record with 367 rushing yards and 5 TDs in a single game...First in the state in rushing

55 TERRELL SUGGS

yards (2,274), third in TDs (26) and fourth in scoring (156)... Once scored 4 TDs and had 205 yards in three quarters... Lettered three times in football, three times in basketball and once in track and field...Is also a movie aficionado, with a TV, DVD player and sound system in his locker...Suggs co-wrote and produced "When Beautiful People Do Ugly Things," a short film that was shot in Baltimore and was shown at the Cannes Film Festival in France in May 2011... Suggs' independent film company, Team Sizzle Productions, had another film, "The Commitment," selected to Cannes in 2012...Suggs was the producer, while Rich Volin wrote and directed the movie...Suggs' third movie "The Coalition," which he wrote and produced was released on Feb. 5, 2013... He is also in pre-production on his fourth movie "Exverything about You," due out in the summer of 2014...Also during the 2012 offseason, Suggs was one of 20 players selected to take part in the NFL's first-ever Hollywood Boot Camp...The four-

day event is designed to provide current and former players an opportunity to get a taste of the motion picture business.

COMMUNITY: Annually hosts the "Team Sizzle Worldwide Celebrity Weekend," a charitable event to benefit the William E. Proudford Sickle Cell Fund...Inspired by a chance encounter with a teen who suffers from sickle cell anemia, Suggs' charitable focus is on funding research efforts and care for those who have the disease...Continues to support his alma mater, Hamilton (Chandler, AZ) HS, and has provided uniforms, cleats and gloves to the football team... Also supports his teammates' and the Ravens' charitable initiatives, including the 2011 Anquan Boldin Foundation Fundraising Dinner, the Ngata Family Foundation Event and former Raven Jonathan Ogden's "A Ringside Gala" (2012).

2012

GAME-BY-GAME DEFENSE

RAVENS

Date/Opp.	TT	Solo	Asst.	Sacks	INT	PD	FF	FR
9/10 vs. Cin.				PUP - ACHILLES				
9/16 @ Phi.				PUP - ACHILLES				
9/23 vs. NE				PUP - ACHILLES				
9/27 vs. Cle.				PUP - ACHILLES				
10/7 @ KC				PUP - ACHILLES				
10/14 vs. Dal.				PUP - ACHILLES				
10/21 @ Hou.	4	3	1	1-8	0-0	1	0	0
11/4 @ Cle.	3	2	1	0-0	0-0	0	0	0
11/11 vs. Oak.	3	2	1	0-0	0-0	2	0	0
11/18 @ Pit.	3	1	2	0-0	0-0	0	0	0
11/25 @ SD	4	4	0	1-7	0-0	1	0	0
12/2 vs. Pit.	2	2	0	0-0	0-0	0	0	0
12/9 @ Was.				INACTIVE - BICEPS				
12/16 vs. Den.	1	1	0	0-0	0-0	0	0	0
12/23 vs. NYG	2	2	0	0-0	0-0	0	0	0
12/30 @ Cin.				INACTIVE - COACH'S DECISION				
Totals	22	17	5	2-15	0-0	4	0	0
Playoffs								
1/6/13 vs. Ind.	2	0	2	0-0	0-0	0	0	0
1/12/13 @ Den.	10	10	0	2-8	0-0	1	1	0
1/20/13 @ NE	7	2	5	0-0	0-0	0	0	0
2/3/13 @ SF	2	1	1	0-0	0-0	0	0	0
Totals	21	13	8	2-8	0-0	1	1	0

2010

GAME-BY-GAME DEFENSE

RAVENS

Date/Opp.	TT	Solo	Asst.	Sacks	INT	PD	FF	FR
9/13 @ NYJ	6	4	2	0.5-3	0-0	0	1	0
9/19 @ Cin.	5	3	2	0-0	0-0	0	0	0
9/26 vs. Cle.	5	3	2	1-0	0-0	0	0	0
10/3 @ Pit.	2	1	1	1-7	0-0	0	0	0
10/10 vs. Den.	2	0	2	0-0	0-0	0	0	0
10/17 @ NE	3	2	1	1-8	0-0	1	0	0
10/24 vs. Buf.	6	2	4	0-0	0-0	0	0	0
11/7 vs. Mia.	2	2	0	1-9	0-0	0	0	0
11/11 @ Atl.	4	2	2	2-14	0-0	0	0	0
11/21 @ Car.	4	3	1	1-11	0-0	1	0	0
11/28 vs. TB	4	3	1	0-0	0-0	0	0	0
12/5 vs. Pit.	2	1	1	1.5-13	0-0	0	0	0
12/13 @ Hou.	4	4	0	1-3	0-0	0	0	0
12/19 vs. NO	4	4	0	1-5	0-0	0	1	0
12/26 @ Cle.	2	1	1	0-0	0-0	0	0	0
1/2/11 vs. Cin.	3	3	0	0-0	0-0	0	0	0
Totals	58	38	20	11-73	0-0	2	2	0
Playoffs								
1/9/11 @ KC	4	4	0	2-7	0-0	0	0	0
1/15/11 @ Pit.	6	5	1	3-18	0-0	0	1	0
Totals	10	9	1	5-25	0-0	0	1	0

2011

GAME-BY-GAME DEFENSE

RAVENS

Date/Opp.	TT	Solo	Asst.	Sacks	INT	PD	FF	FR
9/11 vs. Pit.	5	5	0	3-25	0-0	0	2	0
9/18 @ Ten.	3	2	1	0-0	1-0	2	0	0
9/25 @ STL	4	4	0	1-10	0-0	0	0	0
10/2 vs. NYJ	3	2	1	0-0	0-0	0	0	0
10/16 vs. Hou.	0	0	0	0-0	0-0	1	0	0
10/24 @ Jax.	5	4	1	1-9	0-0	0	0	0
10/30 vs. Ari.	13	9	4	1-7	0-0	0	0	0
11/6 @ Pit.	1	0	1	0-0	1-9	1	0	0
11/13 @ Sea.	7	2	5	0-0	0-0	0	0	0
11/20 vs. Cin.	5	3	2	0-0	0-0	0	0	0
11/24 vs. SF	3	3	0	3-20	0-0	0	1	0
12/4 @ Cle.	4	2	2	1-7	0-0	1	0	0
12/11 vs. Ind.	5	5	0	3-12	0-0	0	3	0
12/18 @ SD	2	2	0	0-0	0-0	0	0	0
12/24 vs. Cle.	4	3	1	0-0	0-0	0	0	0
1/1/12 @ Cin.	6	4	2	1-1	0-0	1	1	0
Totals	70	50	20	14-91	2-9	6	7	0
Playoffs								
1/15/12 vs. Hou.	6	5	1	0-0	0-0	1	0	0
1/22/12 @ NE	5	2	3	0-0	0-0	0	0	0
Totals	11	7	4	0-0	0-0	1	0	0

2009

GAME-BY-GAME DEFENSE

RAVENS

Date/Opp.	TT	Solo	Asst.	INT	FF	FR	Sacks	PD
9/13 vs. KC	3	3	0	0-0	0	0	0-0	1
9/20 @ SD	5	3	2	0-0	0	0	1.5-10	0
9/27 vs. Cle.	6	6	0	0-0	0	0	0-0	1
10/4 @ NE	6	4	2	0-0	1	0	1-14	1
10/11 vs. Cin.	6	3	3	0-0	0	0	0-0	0
10/18 @ Min.	5	4	1	0-0	0	0	0-0	0
11/1 vs. Den.	6	5	1	0-0	0	1	0-0	0
11/8 @ Cin.	4	3	1	0-0	0	0	1-1	0
11/16 @ Cle.	2	1	1	0-0	0	0	0-0	1
11/22 vs. Ind.				INACTIVE - KNEE				
11/29 vs. Pit.				INACTIVE - KNEE				
12/7 @ GB				INACTIVE - KNEE				
12/13 vs. Det.	4	3	1	0-0	0	0	0-0	0
12/20 vs. Chi.	3	1	2	0-0	0	0	0-0	0
12/27 @ Pit.	5	3	2	0-0	0	0	0-0	1
1/3/10 @ Oak.	3	2	1	0-0	0	0	1-8	0
Totals	58	41	17	0-0	1	1	4.5-33	5
Playoffs								
1/10/10 @ NE	3	2	1	0-0	1	1	1-9	0
1/16/10 @ Ind.	7	5	2	0-0	0	0	0-0	0
Totals	10	7	3	0-0	1	1	1-9	0



55 TERRELL SUGGS

2008

GAME-BY-GAME DEFENSE RAVENS

Date/Opp.	TT	Solo	Asst.	INT	FF	FR	Sacks	PD
9/7 vs. Cin.	8	5	3	0-0	0	0	0-0	2
9/21 vs. Cle.	3	3	0	0-0	1	0	2-17	0
9/29 @ Pit.	6	5	1	0-0	0	0	1-7	0
10/5 vs. Ten.	4	3	1	0-0	0	0	0-0	0
10/12 @ Ind.	9	6	3	0-0	0	0	0-0	0
10/19 @ Mia.	8	6	2	1-44t	0	0	1-7	1
10/26 vs. Oak.	9	4	5	0-0	0	0	1-13	0
11/2 @ Cle.	9	3	6	1-42t	0	0	0-0	2
11/9 @ Hou.	3	2	1	0-0	0	0	0-0	0
11/16 @ NYG	11	6	5	0-0	0	0	0-0	0
11/23 vs. Phi.	5	3	2	0-0	0	0	0-0	0
11/30 @ Cin.	3	2	1	0-0	0	0	0.5-1	2
12/7 vs. Was.	8	4	4	0-0	0	0	1-13	2
12/14 vs. Pit.	4	1	3	0-0	1	0	1-9	0
12/20 @ Dal.	6	4	2	0-0	0	0	0.5-2.5	2
12/28 vs. Jax.	6	5	1	0-0	0	1	0-0	0
Totals	102	62	40	2-86	2	1	8-69.5	11
Playoffs								
1/4/09 @ Mia.	4	4	0	0-0	0	1	1-12	0
1/10/09 @ Ten.	5	4	1	0-0	0	0	1-6	0
1/18/09 @ Pit.	2	2	0	0-0	0	0	2-17	0
Totals	11	10	1	0-0	0	1	4-35	0

2006

GAME-BY-GAME DEFENSE RAVENS

Date/Opp.	TT	Solo	Asst.	INT	FF	FR	Sacks	PD
9/10 @ TB	6	5	1	0-0	0	0	0-0	1
9/17 vs. Oak.	9	8	1	0-0	1	1	2-14	0
9/24 @ Cle.	3	2	1	0-0	0	0	1-9	1
10/1 vs. SD	2	1	1	0-0	0	0	0-0	0
10/9 @ Den.	4	3	1	0-0	1	0	0-0	1
10/15 vs. Car.	6	4	2	0-0	0	0	0-0	1
10/29 @ NO	2	1	1	0-0	0	0	0-0	1
11/5 vs. Cin.	6	3	3	0-0	0	0	0-0	0
11/12 @ Ten.	4	4	0	0-0	0	0	0-0	0
11/19 vs. Atl.	4	4	0	0-0	0	0	1-5	0
11/26 vs. Pit.	8	7	1	0-0	0	0	2-13	0
11/30 @ Cin.	3	0	3	0-0	0	0	0-0	0
12/10 @ KC	13	10	3	0-0	1	1	1-5	0
12/17 vs. Cle.	7	5	2	0-0	0	0	1-7	0
12/24 @ Pit.	5	3	2	0-0	0	0	0.5-0.5	1
12/31 vs. Buf.	4	3	1	0-0	0	0	1-11	1
Totals	86	63	23	0-0	3	2	9.5-64.5	7
Playoffs								
1/13/07 vs. Ind.	10	9	1	0-0	1	0	0-0	0
Totals	10	9	1	0-0	1	0	0-0	0

2004

GAME-BY-GAME DEFENSE RAVENS

Date/Opp.	TT	Solo	Asst.	INT	FF	FR	Sacks	PD
9/12 @ Cle.	6	5	1	0-0	0	0	0-0	0
9/19 vs. Pit.	5	3	2	0-0	0	1	1-8	0
9/26 @ Cin.	3	2	1	0-0	0	0	2-17	0
10/4 vs. KC	4	1	3	0-0	0	0	0-0	0
10/10 @ Was.	7	6	1	0-0	0	0	2-13	0
10/24 vs. Buf.	7	5	2	0-0	1	0	2-12	0
10/31 @ Phi.	3	2	1	0-0	0	0	0-0	1
11/7 vs. Cle.	4	4	0	0-0	0	0	0.5-3.5	0
11/14 @ NYJ	1	1	0	0-0	0	0	0-0	0
11/21 vs. Dal.	7	2	5	0-0	0	1	1-7	0
11/28 @ NE	4	4	0	0-0	0	0	0-0	0
12/5 vs. Cin.	4	3	1	0-0	0	0	1-9	0
12/12 vs. NYG	3	1	2	0-0	0	0	0-0	0
12/19 @ Ind.	3	2	1	0-0	0	0	0-0	0
12/26 @ Pit.	4	3	1	0-0	0	0	0-0	0
1/2/05 vs. Mia.	7	4	3	0-0	0	0	1-14	0
Totals	72	48	24	0-0	1	2	10.5-83.5	1

2007

GAME-BY-GAME DEFENSE RAVENS

Date/Opp.	TT	Solo	Asst.	INT	FF	FR	Sacks	PD
9/10 @ Cin.	3	2	1	0-0	0	0	0-0	0
9/16 vs. NYJ	6	4	2	0-0	0	0	0-0	3
9/23 vs. Ari.	4	3	1	0-0	0	0	0-0	0
9/30 @ Cle.	4	2	2	0-0	0	0	0-0	0
10/7 @ SF	5	1	4	0-0	0	0	0-0	0
10/14 vs. STL	4	2	2	0-0	0	0	1-7	1
10/21 @ Buf.	9	5	4	0-0	0	0	1-6	0
11/5 @ Pit.	14	6	8	0-0	0	0	1-9	0
11/11 vs. Cin.	9	4	5	0-0	0	0	0-0	0
11/18 vs. Cle.	11	7	4	0-0	1	0	1-5	0
11/25 @ SD	4	4	0	0-0	0	0	0-0	0
12/3 vs. NE	3	3	0	0-0	0	0	0-0	0
12/9 vs. Ind.	4	0	4	0-0	0	0	0-0	0
12/16 @ Mia.	6	4	2	0-0	0	0	1-7	2
12/23 @ Sea.	5	2	3	0-0	0	0	0-0	0
12/30 vs. Pit.	4	2	2	0-0	0	0	0-0	1
Totals	95	51	44	0-0	1	0	5-34	7

2005

GAME-BY-GAME DEFENSE RAVENS

Date/Opp.	TT	Solo	Asst.	INT	FF	FR	Sacks	PD
9/11 vs. Ind.	4	4	0	0-0	0	0	0-0	0
9/18 @ Ten.	4	3	1	0-0	0	0	0-0	0
10/2 vs. NYJ	7	5	2	0-0	0	0	0.5-3.5	0
10/9 @ Det.	5	4	1	1-38	1	0	0-0	1
10/16 vs. Cle.	5	3	2	0-0	1	0	1-9.0	1
10/23 @ Chi.	11	8	3	0-0	0	0	0-0	0
10/31 @ Pit.	4	4	0	0-0	0	0	0.5-6.0	0
11/6 vs. Cin.	4	3	1	0-0	1	0	0-0	0
11/13 @ Jax.	2	1	1	0-0	0	0	0-0	0
11/20 vs. Pit.	3	2	1	1-0	0	0	0-0	1
11/27 @ Cin.	6	5	1	0-0	0	0	0-0	0
12/4 vs. Hou.	6	5	1	0-0	1	0	3-24	0
12/11 @ Den.	3	2	1	0-0	0	1	0-0	0
12/19 vs. GB	7	7	0	0-0	0	0	1-8.0	0
12/25 vs. Min.	7	5	2	0-0	0	0	0.5-4	0
1/1/06 @ Cle.	8	4	4	0-0	2	0	1.5-10.0	0
Totals	86	65	21	2-38	6	1	8-64.5	3

2003

GAME-BY-GAME DEFENSE RAVENS

Date/Opp.	TT	Solo	Asst.	INT	FF	FR	Sacks	PD
9/7 @ Pit.	1	1	0	0-0	0	0	1-7	0
9/14 vs. Cle.	4	3	1	0-0	0	0	1-12	0
9/21 @ SD	1	1	0	1-11	0	0	1-13	0
9/28 vs. KC	2	1	1	0-0	0	0	1-7	0
10/12 @ Ari.	0	0	0	0-0	0	0	0-0	0
10/19 @ Cin.	0	0	0	0-0	0	0	0-0	0
10/26 vs. Den.	3	3	0	0-0	1	0	1-12	0
11/2 vs. Jax.	1	1	0	0-0	1	0	1-10	0
11/9 @ STL	2	2	0	0-0	0	0	0-0	0
11/16 @ Mia.	1	0	1	0-0	0	0	0-0	0
11/23 vs. Sea.	2	2	0	0-0	1	1	2-15	0
11/30 vs. SF	1	1	0	0-0	0	0	0-0	1
12/7 vs. Cin.	2	2	0	0-0	1	1	2-12	0
12/14 @ Oak.	2	2	0	0-0	0	0	0-0	1
12/21 @ Cle.	5	3	2	0-0	2	1	2-9	1
12/28 vs. Pit.	6	4	2	0-0	0	1	0-0	0
Totals	33	26	7	1-11	6	4	12-97	3
Playoffs								
1/3/04 vs. Ten.	2	1	1	0-0	0	0	0-0	0
Totals	2	1	1	0-0	0	0	0-0	0

55 TERRELL SUGGS

REGULAR SEASON

Year	Team	GP	GS	TACKLES			SACKS		INTERCEPTIONS					FUMBLES			
				TT	Solo	Asst.	No.	Yards	No.	Yards	LG	TD	PD	FF	FR	Yards	
2003	Baltimore	16	1	33	26	7	*#12.0	*97.0	1	11	11	0	0	3	*6	4	7
2004	Baltimore	16	16	72	48	24	*10.5	*83.5	0	0	0	0	0	1	1	2	24
2005	Baltimore	16	16	86	65	21	8.0	64.5	2	38	38	0	0	3	*6	1	0
2006	Baltimore	16	15	86	63	23	9.5	64.5	0	0	0	0	0	7	3	2	0
2007	Baltimore	16	16	95	51	44	*5.0	34.0	0	0	0	0	0	7	1	0	0
2008	Baltimore	16	16	102	62	40	*8.0	*69.5	2	86	44t	2	11	2	1	0	0
2009	Baltimore	13	13	58	41	17	4.5	33.0	0	0	0	0	0	5	1	1	0
2010	Baltimore	16	16	58	38	20	*11.0	*73.0	0	0	0	0	0	2	2	0	0
2011	Baltimore	16	16	70	50	20	*14.0	*91.0	2	9	9	0	0	6	**^7	0	0
2012	Baltimore	8	8	22	17	5	2.0	15.0	0	0	0	0	0	4	0	0	0
Totals		149	133	682	461	221	^84.5	^625.0	7	144	44t	2	49	^29	11	31	

*LED TEAM

**LED NFL

#ROOKIE FRANCHISE RECORD

^FRANCHISE RECORD

CAREER SINGLE-GAME HIGHS (REGULAR SEASON)

Total Tackles:

14 (11/5/07 at Pit.)

Sacks:

3 4 times (last: 12/11/11 vs. Ind.)

Forced Fumbles:

3 (12/11/11 vs. Ind.)

Passes Defensed:

3 (9/16/07 vs. NYJ)

Solo Tackles:

10 (12/10/06 at KC)

INTs:

1 7 times (last: 11/6/11 at Pit.)

Fumble Recoveries:

1 11 times (last: 11/1/09 vs. Den.)

POSTSEASON

Year	Team	GP	GS	TACKLES			SACKS		INTERCEPTIONS					FUMBLES			
				TT	Solo	Asst.	No.	Yards	No.	Yards	LG	TD	PD	FF	FR	Yards	
2003	Baltimore	1	1	2	1	1	0.0	0.0	0	0	0	0	0	0	0	0	0
2006	Baltimore	1	1	10	9	1	0.0	0.0	0	0	0	0	0	0	1	0	0
2008	Baltimore	3	3	11	10	1	4.0	35.0	0	0	0	0	0	0	0	1	0
2009	Baltimore	2	2	10	7	3	1.0	9.0	0	0	0	0	0	0	1	1	0
2010	Baltimore	2	2	10	9	1	5.0	25.0	0	0	0	0	0	0	1	0	0
2011	Baltimore	2	2	11	7	4	0.0	0.0	0	0	0	0	0	1	0	0	0
2012	Baltimore	4	4	21	13	8	2.0	8.0	0	0	0	0	0	1	1	0	0
Totals		15	15	75	56	19	12.0	77.0	0	0	0	0	2	4	2	0	





BALTIMORE
RAVENS

2

TYROD TAYLOR
QUARTERBACK | 6-1 | 215

COLLEGE: Virginia Tech HS: Hampton (VA)
BORN: 8/3/89, Hampton, VA
EXP. (NFL/RAVENS): 3/3 GP/GS (PLAYOFFS): 10/0 (0/0)

TRANSACTIONS

Tyrod Taylor was selected by the Ravens in the sixth round (180th overall) of the 2011 NFL Draft.

CAREER

- Set single-game career highs in every category, going 15-of-25 for 149 yards, and rushing 9 times for 65 yards and 1 TD at Cin. (12/30/12)
- Completed his first-career pass attempt (Anquan Boldin) for 18 yards at SD (12/18/11)
- Scored his first-career TD (an 11 yard run) at Cin. (12/30/12)
- Posted his first-career carry (for 2 yards) at Cle. (12/4/11)

2012: (7/0, 0/0) Established career highs in passing attempts (29), completions (17), passing yards (179), rushing attempts (14), rushing yards (73) and rushing TDs (1)

- Saw the most extensive action of his career and set career highs in every category, going 15-of-25 for 149 yards and rushing 9 times for 65 yards and his first-career TD in **game 16 at Cin. (12/30)**
- Saw action from scrimmage (lined up at WR) in the victory over the Chiefs in **game 5 at KC (10/7)** and **game 4 vs. Cle. (9/27)**
- Was active, but did not play in all four playoff contests

2011: (3/0, 0/0) Saw action in three games, completing his only pass attempt (for 18 yards), and rushed 1 time for 2 yards

- Saw his first extensive action at QB and completed his first-career pass attempt (Anquan Boldin) for 18 yards in **game 14 at SD (12/18)**
- Saw action in his first-career NFL game and carried the ball 1 time for 2 yards as a part of the Ravens' "Wildcat" package in **game 12 at Cle. (12/4)**

COLLEGE: Set school records for career total offense (9,213 yards), career passing yards (7,017 yards), career rushing yards by a QB (2,196), career wins by a starting QB (34), career rushing TDs by a QB (23) and TD passes in a season (24 in 2010)...Played in 50 games (42 starts) as a Hokie...Finished his career with 495 completions (865 attempts) for 7,017 yards and 44 TDs...Also rushed 501 times for 2,196 yards and 23 TDs...Compiled a 34-8 record as a starter, including four bowl berths and three appearances in the ACC Championship game...Named ACC Player of the Year after setting career highs in every category, completing 188-of-315 for 2,743 yards and a school record 24 passing TDs in 14 games as a senior in 2010...Also carried the ball 146 times for 659 yards and 5 TDs as he led the Hokies to the ACC Championship and a berth in the Orange Bowl...Completed 136 of 243 passes for 2,311 yards and 13 TDs in 13 games as a junior in 2009...Also rushed



106 times for 370 yards and 5 TDs while leading the Hokies to a 10-3 record and a berth in the Chick-Fil-A Bowl (defeated Tennessee 37-14)...Opened the season as a redshirt but saw the decision reversed in 2008...Completed 99 of 173 passes for 1,036 yards and 2 TDs as a sophomore...Also rushed 147 times for 738 yards and a career-high 7 TDs while leading Virginia Tech to an Orange Bowl victory (20-7 over Cincinnati)...Completed 72 of his 134 passing attempts for 927 yards and 5 TDs after entering the season as the No. 2 QB on the depth chart as a freshman in 2007...Also rushed 102 times for 429 yards and 6 TDs as a freshman...Majored in apparel, housing and resource management at Virginia Tech.

HIGH SCHOOL, PERSONAL: Prepped at Hampton (VA) HS, earning *PARADE* All-American honors as an all-purpose player...Rated the No. 1 dual-threat QB in the nation by *Rivals.com* as he accounted for 7,690 yards of total offense and 100 TDs...Passed for 5,144 yards and 44 TDs while rushing for 2,546 yards and 56 scores...A two-time first-team All-State performer who finished his senior year with over 2,300 total yards and 36 TDs...Completed 85 of 164 passes for 1,538 yards and 15 TDs with just 4 INTs and ran for 788 yards and 21 scores...Named the 2006 Gatorade Player of the Year in Virginia as a senior, as well as first-team All-State by the *Associated Press* as a utility player...Earned first-team All-State honors by the VHSCA as a QB and first-team QB and a second-team DB on the *Daily Press* All-Stars Football team...Earned *Associated Press* and VHSCA first team All-State honors after he rushed for 1,044 yards and 21 TDs while passing for 1,544 yards and 9 scores as a junior, leading Hampton to its 17th state championship...Also named Offensive Player of the Year and first-team QB on the *Daily Press* All-Stars football team...Rated the No. 16 player in the country on the ESPN 150 and the No. 20 overall nationally and the No. 1 athlete in the country by *SuperPrep*...Ranked the No. 1 player in the state of Virginia by *The Roanoke Times*, *Rivals*, *SuperPrep* and *Scout*...Listed as the No. 4 QB in the country by *Scout*...An All-America and All-Atlantic Region selection by *PrepStar*.

2 TYROD TAYLOR

COMMUNITY: Hosted the inaugural "Tyrod Taylor Free Youth Football Camp" in Hampton, VA in June 2013...In Oct. 2012, Taylor and teammates visited with patients at Franklin Square Medical Center who are currently undergoing treatment for breast cancer...The players signed autographs and distributed pink footballs and hats...Hosted a Thanksgiving lunch in downtown Baltimore for a Baltimore City high school football team...Participated in a holiday party for critically ill children with Casey Cares...Filmed a public service announcement

in Jan. 2012 in support of the American Cancer Society Relay for Life events in his hometown of the Tidewater, VA.... Supported his teammates' community outreach initiatives by participating in Torrey Smith's All-Star Basketball Game, Anquan Boldin's annual Q-Festival Weekend, Vonta Leach's Celebrity Billiards Event, Lardarius Webb's Charity Bowling Classic and Jameel McClain's Thanksgiving Dinner at the Salvation Army...Participated in A Purple Evening, the Ravens annual women's event at M&T Bank Stadium.

2012

GAME-BY-GAME

RAVENS

Date/Opp.	Att.	Comp.	Yards	Comp%	PASSING					Sack/Lost	Rating	RUSHING				
					Yds/Att	TD	INT	LG	No.			Yards	Avg.	LG	TD	
9/10 vs. Cin.	3	2	30	66.7	10.0	0	0	25	0/0	99.3	1	7	7.0	7	0	
9/16 @ Phi.					ACTIVE, BUT DID NOT PLAY											
9/23 vs. NE					ACTIVE, BUT DID NOT PLAY											
9/27 vs. Cle.	0	0	0	0.0	0.0	0	0	0	0/0	0.0	0	0	0.0	0	0	
10/7 @ KC	0	0	0	0.0	0.0	0	0	0	0/0	0.0	0	0	0.0	0	0	
10/14 vs. Dal.					ACTIVE, BUT DID NOT PLAY											
10/21 @ Hou.					ACTIVE, BUT DID NOT PLAY											
11/4 @ Cle.	0	0	0	0.0	0.0	0	0	0	0/0	0.0	1	4	4.0	0	0	
11/11 vs. Oak.	1	0	0	0.0	0.0	0	0	0	0/0	39.6	0	0	0.0	0	0	
11/18 @ Pit.					ACTIVE, BUT DID NOT PLAY											
11/25 @ SD					ACTIVE, BUT DID NOT PLAY											
12/2 vs. Pit.					ACTIVE, BUT DID NOT PLAY											
12/9 @ Was.					ACTIVE, BUT DID NOT PLAY											
12/16 vs. Den.					ACTIVE, BUT DID NOT PLAY											
12/23 vs. NYG	0	0	0	0.0	0.0	0	0	0	0/0	0.0	0	0	0.0	0	0	
12/30 @ Cin.	25	15	149	60.0	5.96	0	1	23	3/30	60.2	9	65	7.2	28	1	
Totals	29	17	179	58.6	6.17	0	1	25	3/30	62.3	14	73	5.2	28	1	
Playoffs																
1/6/13 vs. Ind.					ACTIVE, BUT DID NOT PLAY											
1/12/13 @ Den.					ACTIVE, BUT DID NOT PLAY											
1/20/13 @ NE					ACTIVE, BUT DID NOT PLAY											
2/3/13 @ SF					ACTIVE, BUT DID NOT PLAY											
Totals	0	0	0	0.0	0.0	0	0	0	0/0	0.0	0	0	0.0	0	0	



2 TYROD TAYLOR

2011

GAME-BY-GAME RAVENS

Date/Opp.	PASSING										RUSHING					
	Att.	Comp.	Yards	Comp%	Yds/Att	TD	INT	LG	Sack/Lost	Rating	No.	Yards	Avg.	LG	TD	
9/11 vs. Pit.											--	--	--	--	--	
9/18 @ Ten.											--	--	--	--	--	
9/25 @ STL											--	--	--	--	--	
10/2 vs. NYJ											--	--	--	--	--	
10/16 vs. Hou.											--	--	--	--	--	
10/24 @ Jax.											--	--	--	--	--	
10/30 vs. Ari.											--	--	--	--	--	
11/6 @ Pit.											--	--	--	--	--	
11/13 @ Sea.											--	--	--	--	--	
11/20 vs. Cin.											--	--	--	--	--	
11/24 vs. SF											--	--	--	--	--	
12/4 @ Cle.	0	0	0	0.0	0.0	0	0	0	0	0/0	0.0	1	2	2.0	2	0
12/11 vs. Ind.	0	0	0	0.0	0.0	0	0	0	0	0/0	0.0	0	0	0.0	0	0
12/18 @ SD	1	1	18	100.0	18.0	0	0	18	2/3	118.8	0	0	0.0	0	0	
12/24 vs. Cle.											--	--	--	--	--	
1/1/12 @ Cin.											--	--	--	--	--	
Totals	1	1	18	100.0	18.0	0	0	18	2/3	118.8	1	2	2.0	2	0	
Playoffs																
1/15/12 vs. Hou.											--	--	--	--	--	
1/22/12 @ NE											--	--	--	--	--	
Totals	0	0	0	0.0	0.0	0	0	0	0/0	0.0	0	0	0.0	0	0	

REGULAR SEASON

Year	Team	GP	GS	PASSING										RUSHING				
				Att.	Comp.	Yards	Comp%	Yds/Att	TD	INT	LG	Sack/Lost	Rating	No.	Yards	Avg.	LG	TD
2011	Baltimore	3	0	1	1	18	100.0	18.0	0	0	18	2/3	118.8	1	2	2.0	2	0
2012	Baltimore	7	0	29	17	179	58.6	6.17	0	1	25	3/30	62.3	14	73	5.2	28	1
Totals		10	0	30	18	197	60.0	6.57	0	1	25	5/33	65.6	15	75	5.0	28	1

CAREER SINGLE-GAME HIGHS (REGULAR SEASON)

Most Attempts: 25 (12/30/12 at Cin.)
Most Completions: 15 (12/30/12 at Cin.)
Most Yards Passing: 149 (12/30/12 at Cin.)
Most Touchdowns: None
Longest Gain: 25 (9/10/12 vs. Cin.)

POSTSEASON

Year	Team	GP	GS	PASSING										RUSHING				
				Att.	Comp.	Yards	Comp%	Yds/Att	TD	INT	LG	Sack/Lost	Rating	No.	Yards	Avg.	LG	TD
2011	Baltimore	0	0	0	0	0	0.0	0.0	0	0	0	0/0	0.0	0	0	0.0	0	0
2012	Baltimore	0	0	0	0	0	0.0	0.0	0	0	0	0/0	0.0	0	0	0.0	0	0
Totals		0	0	0	0	0	0.0	0.0	0	0	0	0/0	0.0	0	0	0.0	0	0

RAVENS PRONUNCIATION GUIDE

PLAYERS

Billy Bajema BAA-juh-muh
 Chykie Brown SHOCK-ee
 Jordan Devey DEH-vee
 Omarius Hines o-MARE-ee-us
 James Ihedigbo ee-HEAD-ee-bo
 Sam Koch Cook
 Asa Jackson ACE-uh
 Kyle Juszczyk YOOZ-check
 Kapron Lewis-Moore CAP-rin
 Pernell McPhee purr-NELL
 Aaron Mellette muh-LETT
 Haloti Ngata ha-LOW-tee NAH-tah
 Michael Oher Oar
 Kelechi Osemele kah-LETTCH-ee oh-SEM-uh-lee
 Will Pericak PRE-check

Dennis Pitta PIT-uh
 Deonte Thompson dee-ON-tay
 Brynden Trawick BREN-den TRAH-wick
 Lardarius Webb lahr-DARE-ee-us
 Meshak Williams ME-shack
 Marshal Yanda YAWN-da

COACHES

Juan Castillo cass-TEE-yo
 Ted Monachino mah-nah-KEY-no
 Bob Rogucki ruh-GUS-key
 Steve Spagnuolo spag-NO-lo
 Craig Ver Steeg ver-STEGG



BALTIMORE
RAVENS

33

CHRISTIAN THOMPSON
SAFETY | 6-0 | 211

COLLEGE: South Carolina State **HS:** St. Thomas Aquinas (Fort Lauderdale, FL)
BORN: 6/14/90, North Lauderdale, FL
EXP. (NFL/RAVENS): 2/2 **GP/GS (PLAYOFFS):** 7/0 (0/0)

TRANSACTIONS

Christian Thompson was selected with the Ravens' second pick in the fourth round (130th overall) of the 2012 NFL Draft.

CAREER

- Saw action in seven games as a rookie before being placed on Injured Reserve (knee) on 11/17/12



2012: (7/0) Saw action in seven games as a rookie before being placed on Injured Reserve (knee) on 11/17

- Played on special teams in the 31-29 victory in **game 6 vs. Dal. (10/14)**
- Saw action on special teams in games 1-4

COLLEGE: Saw action in 43 games, including 20 starts during his collegiate career, ending his career with 141 tackles (87 solo), 1 sack, 10 PD, 3 INTs and 2 FRs...Started all 11 games and finished third on the team with a career-high 66 tackles (41 solo), 2 INTs (returned for 79 yards), 1 FR and 2 PD as a senior in 2011...Also recorded 4 KORs for 82 yards (20.5 avg.), en route to earning first-team All-Mid Eastern Athletic Conference honors...Saw action in 12 games (nine starts) and finished sixth on the team with 46 tackles (30 solo), 1 INT, 7 PD and a FR as a junior in 2010...Played in 10 games for South Carolina State after transferring from Auburn...Recorded 28 tackles (15 solo), including 6 TFL as a sophomore...Also netted 1 PD and his first-career sack (-9 yards)...Produced 1 solo tackle and saw action on special teams at Auburn as a freshman in 2008...Majored in sports communication at South Carolina State.

HIGH SCHOOL, PERSONAL: Prepped at Blanche Ely (Pompano Beach, FL) as a freshman and sophomore before transferring to St. Thomas Aquinas (Ft. Lauderdale, FL) HS... Helped lead the team to the Florida Class 5A state title as a senior, lining up as an OLB, and finished with 76 tackles (63 solo), 1 sack, 1 FR, 1 INT and 14 TFL...Recorded 30 tackles as a junior and was rated the 23rd-best safety recruit in the country receiving a three-star rating from *Scout.com*, while *Rivals.com* also regarded him as a three-star prospect...Also lettered in track.

COMMUNITY: Supported a number of efforts including his own, those of his teammates and the organization's during his rookie season...Hosted his own Thanksgiving food distribution, handing out 150 baskets to needy families...Supported teammates James Ihedigbo's H.O.P.E. Africa Foundation Fundraiser, Lardarius Webb's third annual charity softball game and annual bowling classic...Participated in the Ravens' Play60 Hometown Huddle "Team Challenge" event, promoting the NFL movement for an active generation and attended A Purple Evening, the team's annual women's event at M&T Bank Stadium.

REGULAR SEASON

Year	Team	GP	GS	TACKLES			SACKS		INTERCEPTIONS					FUMBLES				
				TT	Solo	Asst.	No.	Yards	No.	Yards	LG	TD	PD	FF	FR	Yards		
2012	Baltimore	7	0	0	0	0	0.0	0.0	0	0	0	0	0	0	0	0	0	0
Totals		7	0	0	0	0	0.0	0.0	0	0	0	0	0	0	0	0	0	0

CAREER SINGLE-GAME HIGHS (REGULAR SEASON)

Total Tackles:	None	Solo Tackles:	None
Sacks:	None	INTs:	None
Forced Fumbles:	None	Fumble Recoveries:	None
Passes Defensed:	None		

POSTSEASON

Year	Team	GP	GS	TACKLES			SACKS		INTERCEPTIONS					FUMBLES				
				TT	Solo	Asst.	No.	Yards	No.	Yards	LG	TD	PD	FF	FR	Yards		
2012	Baltimore	--	--	INJURED RESERVE - KNEE			--	--	--	--	--	--	--	--	--	--	--	--
Totals		0	0	0	0	0	0.0	0.0	0	0	0	0	0	0	0	0	0	0



BALTIMORE
RAVENS

83

DEONTE THOMPSON
WIDE RECEIVER/RETURN SPECIALIST | 6-0 | 203

COLLEGE: Florida HS: Glades Central (FL)
BORN: 2/14/89, Belle Glade, FL
EXP. (NFL/RAVENS): 2/2 GP/GS (PLAYOFFS): 6/0 (0/0)

TRANSACTIONS

Deonte Thompson signed with the Ravens as a rookie free agent on 5/10/12.

CAREER

- Has 5 receptions for 51 yards and 15 KORs for 389 yards (25.9 avg.)
- Grabbed a career-high 4 receptions for 26 yards at Cin. (12/30/12)
- Saw action in his first-career NFL game and pulled in his first-career reception (good for 25 yards) vs. Cin. (9/10/12)
- Was one of only two rookie free agents (K Justin Tucker) to make the Ravens' 53-man opening-day roster (2012)

2012: (6/0, 0/0) Posted 5 receptions for 51 yards and finished second on the team with 15 KORs for 389 yards (25.9 avg.), including a long of 49, after being one of only two rookie free agents (K Justin Tucker) to make the Ravens' 53-man opening-day roster

- Saw extensive action from scrimmage and finished second on the team with a career-high 4 receptions for 26 yards in **game 16 at Cin. (12/30)**
- Recorded 2 KORs for 52 yards (26.0 avg.), including a long of 32, in the victory over the Chiefs in **game 5 at KC (10/7)**
- Had 3 KORs for 100 yards (33.3 avg.), including a long of 49, in **game 2 at Phi. (9/16)**
- Saw action in his first-career NFL game and pulled in his first-career reception (good for 25 yards) in the 44-13 victory in **game 1 vs. Cin. (9/10)**...Also posted 4 KORs for 88 yards (22.0 avg.) against the Bengals
- Was a game-day inactive in all four playoff contests



COLLEGE: Played in 51 career games with the Gators, starting 34, recording 101 receptions for 1,446 yards (14.3 avg.) and 9 TDs...Also participated in men's track and field during the spring of 2008...Appeared in all 13 contests with 10 starts as a senior in 2011...Finished tied for third on the team with 21 catches for 264 yards and 1 TD...Also recorded 2 special teams tackles on the season...Had 12 catches of 10-plus yards, with a long of 41...Recorded 2 receptions for a season-high 45 yards in his 50th-career game against Furman...Had 2 catches for 27 yards and 1 TD, his lone score of the season, in his final game as a Gator...Played in all 13 games as a junior in 2010, starting all but one...Posted a team-high 38 receptions for 507 yards (15.0 avg.) and 1 TD...In 2009, started in all 12 games that he appeared in, recording 24 catches for 343 yards and a career-high 4 TDs...Recorded his first-career start for the Gators in the season opener against Charlestown Southern...Appeared in all 14 games for the Gators as a redshirt sophomore in 2008, recording 18

2012

GAME-BY-GAME OFFENSE

RAVENS Date/Opp.	RECEIVING					RUSHING				
	No.	Yds.	Avg.	LG	TD	No.	Yds.	Avg.	LG	TD
9/10 vs. Cin.	1	25	25.0	25	0	0	0	0.0	0	0
9/16 @ Phi.	0	0	0.0	0	0	0	0	0.0	0	0
9/23 vs. NE	0	0	0.0	0	0	0	0	0.0	0	0
9/27 vs. Cle.	0	0	0.0	0	0	0	0	0.0	0	0
10/7 @ KC	0	0	0.0	0	0	0	0	0.0	0	0
10/14 vs. Dal.	INACTIVE									
10/21 @ Hou.	INACTIVE									
11/4 @ Cle.	INACTIVE									
11/11 vs. Oak.	INACTIVE									
11/18 @ Pit.	INACTIVE									
11/25 @ SD	INACTIVE									
12/2 vs. Pit.	INACTIVE									
12/9 @ Was.	INACTIVE									
12/16 vs. Den.	INACTIVE									
12/23 vs. NYG	INACTIVE									
12/30 @ Cin.	4	26	6.5	11	0	0	0	0.0	0	0
Totals	5	51	10.2	25	0	0	0	0.0	0	0
Playoffs										
1/6/13 vs. Ind.	INACTIVE									
1/12/13 @ Den.	INACTIVE									
1/20/13 @ NE	INACTIVE									
2/3/13 @ SF	INACTIVE									
Totals	0	0	0.0	0	0	0	0	0.0	0	0

2012

GAME-BY-GAME KICKOFF RETURNS

RAVENS Date/Opp.	No.	Yards	Avg.	LG	TD
9/16 @ Phi.	3	100	33.3	49	0
9/23 vs. NE	3	81	27.0	36	0
9/27 vs. Cle.	3	68	22.7	25	0
10/7 @ KC	2	52	26.0	32	0
10/14 vs. Dal.	INACTIVE				
10/21 @ Hou.	INACTIVE				
11/4 @ Cle.	INACTIVE				
11/11 vs. Oak.	INACTIVE				
11/18 @ Pit.	INACTIVE				
11/25 @ SD	INACTIVE				
12/2 vs. Pit.	INACTIVE				
12/9 @ Was.	INACTIVE				
12/16 vs. Den.	INACTIVE				
12/23 vs. NYG	INACTIVE				
12/30 @ Cin.	0	0	0.0	0	0
Totals	15	389	25.9	49	0
Playoffs					
1/6/13 vs. Ind.	INACTIVE				
1/12/13 @ Den.	INACTIVE				
1/20/13 @ NE	INACTIVE				
2/3/13 @ SF	INACTIVE				
Totals	0	0	0.0	0	0

83 DEONTE THOMPSON

catches for 269 yards (14.9 avg.) and 3 TDs...Also appeared on special teams with the punt block unit and hands team... Dressed for all 13 games in 2007, but redshirted and did not see any action.

HIGH SCHOOL, PERSONAL: Prepped at Glades Central (FL) HS, where he helped lead his squad to the Class 3A State Championship as a senior with 30 receptions for 504 yards and 8 TDs...Recorded 82 rushing yards and 2 TDs in the state title game...Was selected as a U.S. Army All-American, All-State, and rated as the No. 3 WR prospect by *Scout.com*... Named the *South Florida Sun-Sentinel* High School Athlete

of the Year...Recorded 35 receptions for 767 yards (21.9 avg.) as a junior...Posted 12 KORs for 515 yards (42.9 avg.) and 2 TDs...Also ran in the 100-meter and 200-meter events for the track and field team.

COMMUNITY: Supported both his teammates and the organization's community efforts during his rookie season (2012)...Attended James Ihedigbo's H.O.P.E. Africa Fundraiser, Lardarius Webb's Charity Bowling Classic, LaQuan Williams' "The Need to Feed" holiday meal service and A Purple Evening, the team's annual women's event at M&T Bank Stadium.

REGULAR SEASON

Year	Team	GP	GS	RECEIVING					RUSHING				
				No.	Yards	Avg.	LG	TD	No.	Yards	Avg.	LG	TD
2012	Baltimore	6	0	5	51	10.2	25	0	0	0	0.0	0	0
Totals		6	0	5	51	10.2	25	0	0	0	0.0	0	0

CAREER SINGLE-GAME HIGHS (REGULAR SEASON)

RECEIVING	RUSHING
Receptions:	Carries:
4 (12/30/12 at Cin.)	None
Yardage:	Yardage:
26 (12/30/12 at Cin.)	None
Long Gain:	Long Gain:
25 (9/10/12 vs. Cin.)	None
Touchdowns:	Touchdowns:
None	None

Year	Team	GP	GS	KICKOFF RETURNS					PUNT RETURNS					
				No.	Yards	Avg.	LG	TD	No.	FC	Yards	Avg.	LG	TD
2012	Baltimore	6	0	15	389	25.9	49	0	0	0	0	0.0	0	0
Totals		6	0	15	389	25.9	49	0	0	0	0	0.0	0	0

POSTSEASON

Year	Team	GP	GS	RECEIVING					RUSHING				
				No.	Yards	Avg.	LG	TD	No.	Yards	Avg.	LG	TD
2012	Baltimore	0	0	0	0	0.0	0	0	0	0	0.0	0	0
Totals		0	0	0	0	0.0	0	0	0	0	0.0	0	0

BEHIND ENEMY LINES

The Ravens are 9-5 on the road all time in postseason play, posting the second-best road win percentage (.643) since the 1970 merger. The Ravens are 6-4 on the road during the John Harbaugh Era (2002-12).

NFL POSTSEASON WINNING PCT. / ROAD GAMES (Since 1970 Merger: Min. 5 Games)

Rk.	Team	Record	Pct.
1.	Carolina Panthers	4-2	.667
2.	Baltimore Ravens	9-5	.643
3.	New York Giants	8-6	.571
4.	San Diego Chargers	4-5	.444
5.	Dallas Cowboys	9-12	.429
	New England Patriots	6-8	.429



BALTIMORE
RAVENS

9

JUSTIN TUCKER

KICKER | 6-0 | 180

COLLEGE: Texas HS: Westlake (Austin, TX)

BORN: 11/21/89, Houston, TX

EXP. (NFL/RAVENS): 2/2 GP/GS (PLAYOFFS): 16/0 (4/0)

TRANSACTIONS

Justin Tucker signed with the Ravens as a rookie free agent on 5/29/12.

HONORS

- *USA Today* All-Joe Team (players who are critical to their team, but don't receive Pro Bowl nods) in 2012

CAREER

- His 90.9% FG success rate (30-of-33) in 2012 was the second-best by a rookie kicker in NFL history (Blair Walsh, 92.1% in 2012)
- Connected on his first postseason game-winning FG (a 47-yarder) in double overtime in the 38-35 victory in the Divisional game at Den. (1/12/13)
- Kicked his second-career game-winning FG (first in overtime) on a 38-yarder with 1:07 remaining in the 16-13 OT victory at SD (11/25/12)
- Connected on a franchise-record 7 PATs in the 55-20 victory vs. Oak. (11/11/12)
- Kicked his first game-winning FG (a 27-yarder as time expired) in the 31-30 victory vs. NE (9/23/12)
- Became the Ravens' single-season leader in FGs made of 50-or-more yards (4) as a rookie in 2012...Is the first rookie in NFL history to make 2 50-plus-yard FGs in two games (Greg Zuerlein - STL - became the second on 12/12/12)
- Connected on a franchise single-season-record 42 PATs in 2012
- Established a rookie-franchise-record with 132 points in 2012
- One of only two rookie free agents (Deonte Thompson) to make the Ravens' 53-man opening-day roster



2012: (16/0, 4/0) Named to *USA Today's* All-Joe Team in 2012 after playing in all 16 games as a rookie, finishing fourth in the AFC and ninth in the NFL with 132 points (franchise record by a rookie)...Connected on 90.9% of his FGAs (30 of 33), which is the second-best mark in franchise history and second best by a rookie kicker in NFL history...Hit all 42 of his PATs, establishing a single-season franchise record...Tucker kicked two game-winning FGs (11/25 at SD and 9/23 vs. NE) in regular season and became the Ravens' single-season leader of made FGs of 50-or-more yards (4)...Is the first rookie in NFL history to make 2 50-plus-yard FGs in two games (Greg Zuerlein - STL - became the second on 12/12/12)...One of only two rookie free agents (Deonte Thompson) to make the Ravens' 53-man opening-day roster

- Kicked his second-career game-winning FG (first in overtime) on a 38-yarder with 1:07 remaining in the 16-13 overtime victory in **game 11 at SD (11/25)**...Was 3-of-3 on FGAs (including a game-tying 38-yarder as time expired in regulation to tie the game)
- Posted a career-high 13 points, while connecting on a franchise-record 7 PATs and both his FGAs (48 and 34) as part of a franchise-record 55-point output in the victory in **game 9 vs. Oak. (11/11)**

- Was true on both FGAs (51 and 54 yards) and his lone PAT in **game 7 at Hou. (10/21)**...Became the Ravens' single-season leader in FGs made of 50-or-more yards (4)...Became the first rookie in NFL history to make 2 50-plus-yard FGs in two games (Greg Zuerlein - STL - became the second on 12/12/12)
- Tied a career high, connecting on all 3 FGAs (28, 26 and 39) in the 9-6 victory over the Chiefs in **game 5 at KC (10/7)**...Also posted his first-career special teams tackle against the Chiefs
- Kicked his first game-winning FG (a 27-yarder as time expired) in the 31-30 victory in **game 3 vs. NE (9/23)**
- Was true on all 3 FGAs, including a career-long 56-yarder, and both PATs in **game 2 at Phi. (9/16)**...The 56-yard FG tied a Ravens' team record (Wade Richey)...Became the first rookie in NFL history to make 3 FGs of 48 yards or more in a single game
- Played in his first-career NFL game and connected on all 5 PATs and 3 FGAs (46, 40 and 39) in **game 1 vs. Cin. (9/10)**
- Posted 28 points (4 FGs and 16 PATs), helping the Ravens score 124 points in four playoff games
- Nailed the game-winning 47-yard FG in double-overtime and connected on all 5 PATs in the 38-35 victory in the **Divisional game at Den. (1/12/13)**

9 JUSTIN TUCKER

- Played in his first-career postseason game and was true on all 3 PATs, his lone FGA (23 yards) and produced touchbacks on all 5 KO's in the 24-9 victory in the **Wild Card Game vs. Ind. (1/6/13)**

COLLEGE: Kicked in a variety of roles over his four seasons at Texas...Handled kickoff duties in 52 games and placekicking duties in 25 contests...Kicked off 328 times for an average of 63.3 yards per kickoff and 64 TBs...Posted 190 career points by connecting on 40 of 48 FGAs (83.3%) and all 71 PATs...His 83.3% on FGs is tied for third best all time at Texas...Also a rugby-style punter who registered 155 punts for 6,283 yards (40.5 yards per punt)...Saw action in all 13 games as a senior, making 17 of 21 FGAs (81.0%), including a long of 52 yards...Earned second-team All-Big 12 honors by the *Associated Press* and one of UT's Frank Denius Most Valuable Special Teams Player Awards...Averaged 64.5 yards per kickoff with 12 TBs, adding 63 punts for 2,471 yards (39.2 average)...Connected on the game-winning FG at in-state rival Texas A&M as time expired, earning his second Big 12 Special Teams Player of the Week award of the season...Appeared in all 12 games in 2010, gaining honorable mention honors from the *Associated Press*...Tallied 96 points after converting 23 of 27 FGAs (85.2%) and 27 of 27 PATs...His 23 FGs made were second on the UT single-season list...Kicked off 65 times for an average of 61.7 yards per kick with 15 TBs...Added duties as a punter, posting 35 punts for 1,442 yards (41.2 yards per punt)...Handled kickoff and punting duties as a sophomore for the Longhorns as they went 13-1 and earned a spot in the BCS National Championship game...Kicked off 99 times for an average of 62.3 yards per kick, adding 14

TBs...Held opponents to an average starting field position of the 27-yard line...Made 43 punts, including 15 inside the 20...Kicked off 94 times (64.5 yards per kick average) and punted 14 times for 633 yards as a freshman...Posted a 46.8 yards-per-punt average, which is tied for first in Texas' bowl game history, on 5 punts and also kicked off 5 times for 316 yards against No. 10 Ohio State in the Fiesta Bowl...Majored in music at Texas.

HIGH SCHOOL, PERSONAL: Prepped at Westlake (Austin, TX) HS...Was a three-year letterman as a placekicker, making 30 of 44 FGs and 155 of 162 PATs...Also saw action at CB, WR and safety...Ranked as the No. 3 placekicker in the nation according to ESPNU...Named third-team 5A All-State by the Texas Sports Writers Association and first-team All-District as a senior...Also tallied 8 receptions for 185 yards and 2 TDs as a receiver...Earned first-team All-District honors and helped Westlake advance to the 5A Division I State Championship game as a junior...Added 45 tackles on defense.

COMMUNITY: In 2012, he participated in events that promote Play 60, the NFL movement for an active generation...Events included the Hispanic Heritage Youth Football Clinic in downtown Baltimore and the Hometown Huddle "Team Challenge"...Attended the Big Brothers Big Sisters "Biggest Little Tailgate Party" at M&T Bank Stadium...Participated in the opening ceremony for Patterson Park's new Youth Sports and Education Center...Supported his teammates' community efforts and those of the Ravens organization by attending former Raven Jonathan Ogden's "A Ringside Gala" and the Ravens' Lavender Ladies Dinner and A Purple Evening, both annual women's events for Purple, the team's official women's club.



9 JUSTIN TUCKER

REGULAR SEASON

Year	Team	GP	FIELD GOALS				POINT AFTER TOUCHDOWNS			Points
			FG Made-Att.	Percent	LG	BLK	PAT Made-Att.	Percent	BLK	
2012	Baltimore	16	30-33	90.9	56	0	42-42	100.0	0	132
Totals		16	30-33	90.9	56	0	42-42	100.0	0	132

SPECIAL TEAMS TACKLES (1): 2012 (1)

CAREER SINGLE-GAME HIGHS (REGULAR SEASON)

SCORING:

Most Points Scored: 13 (11/11/12 vs. Oak.)

FIELD GOALS:

Number Attempted: 4 (12/23/12 vs. NYG)
 Number Made: 4 (12/23/12 vs. NYG)
 Longest Attempted: 56 (9/16/12 at Phi.)
 Longest Made: 56 (9/16/12 at Phi.)

PATs:

Number Attempted: 7 (11/11/12 vs. Oak.)
 Number Made: 7 (11/11/12 vs. Oak.)
 Consecutive PATs Made: 42 (9/10/12-current)

POSTSEASON

Year	Team	GP	FIELD GOALS				POINT AFTER TOUCHDOWNS			Points
			FG Made-Att.	Percent	LG	BLK	PAT Made-Att.	Percent	BLK	
2012	Baltimore	4	4-4	100.0	47	0	16-16	100.0	0	28
Totals		4	4-4	100.0	47	0	16-16	100.0	0	28

REGULAR SEASON

Year	Team	1-19	20-29	30-39	40-49	50+	Total	Percent
2012	Baltimore	0-0	8-8	8-8	10-13	4-4	30-33	90.9
Totals		0-0	8-8	8-8	10-13	4-4	30-33	90.9
Pcts.		0.0	100.0	100.0	76.9	100.0	90.9	

2012 GAME-BY-GAME (with Baltimore): (46, 40, 39); (56, 51, 48); (27); (45, 47WR); (28, 26, 39); (38); (51, 54); (43); (48, 34); (26, 41WR, 39); (43, 38, 38); (45, 23); 0; (45); (23, 21, 30, 29); (45WL, 49); (23); (47); 0; (19, 38)

(playoff games in gold)

POSTSEASON

Year	Team	1-19	20-29	30-39	40-49	50+	Total	Percent
2012	Baltimore	1-1	1-1	1-1	1-1	0-0	4-4	100.0
Totals		1-1	1-1	1-1	1-1	0-0	4-4	100.0
Pcts.		100.0	100.0	100.0	100.0	0.0	100.0	

DID YOU KNOW?

In 2012, Justin Tucker made 30 of 33 FGAs, posting a 90.9% success rate, producing 132 points (third most in team history and eighth in the NFL). That stands as the second-best mark in Ravens single-season history and also second by a rookie kicker in NFL history.

BEST FIELD GOAL PERCENTAGE / ROOKIES (NFL History)

Rk.	Player (Year)	FGM-FGA	Pct.
1.	Blair Walsh (2012)	35-38	92.1
2.	Justin Tucker (2012)	30-33	90.9
3.	Alex Henery (2011)	24-27	88.9
4.	Dan Bailey (2011)	32-37	86.5
5.	Ryan Succop (2009)	25-29	86.2
5.	Kris Brown (1999)	25-29	86.2

BEST FIELD GOAL PERCENTAGE (Ravens Single-Season History)

Rk.	Player (Year)	FGM-FGA	Pct.
1.	Matt Stover (2006)	28-30	93.3
2.	Justin Tucker (2012)	30-33	90.9
3.	Matt Stover (2004)	29-32	90.6
4.	Matt Stover (2000)	35-39	89.7
5.	Billy Cundiff (2010)	26-29	89.7
6.	Matt Stover (2005)	30-34	88.2



BALTIMORE
RAVENS

93

DEANGELO TYSON
DEFENSIVE END | 6-2 | 315

COLLEGE: Georgia HS: Statesboro (GA)

BORN: 4/12/89, Statesboro, GA

EXP. (NFL/RAVENS): 2/2 GP/GS (PLAYOFFS): 10/2 (3/0)

TRANSACTIONS

DeAngelo Tyson was selected by the Ravens in the seventh round (236th overall) of the 2012 NFL Draft.

CAREER

- Recorded 11 tackles and 2 PD while playing in 10 games during his rookie campaign (2012)
- Started his first-career NFL game vs. Oak. (11/11/12)
- Played in his first-career game and recorded his first-career tackle (finished with 2 stops) at Hou. (10/21/12)



2012: (10/2, 3/0) Saw action in 10 games, including two starts as a rookie, recording 11 tackles and 2 PD

- Started his first-career game and recorded a career-high 2 PD in the 55-20 victory in **game 9 vs. Oak. (11/11)**
- Saw action in his first-career NFL game and recorded his first-career NFL tackle (finished with 2 stops) in **game 7 at Hou. (10/21)**
- Recorded 5 tackles for a defense that forced 10 turnovers in four playoff games
- Posted 4 tackles for a defense that held the 49ers to 22% on third down (2-of-9) in the 34-31 victory in **Super Bowl XLVII vs. SF (2/3/13)**

COLLEGE: Appeared in 50 games (23 starts) during his career at Georgia, totaling 79 tackles (27 solo), 3 sacks (-20 yards), 8.5 TFL (-39 yards), 1 FF, 1 PD and 23 QB pressures...Recorded 20 tackles, 1.5 sacks, 3.5 TFL and 1 PD while starting all 11 games as a senior in 2011...Finished fourth on the team with 11 QB pressures...Was a recipient of the team's Coaches Leadership Award for defense...Selected to the preseason All-SEC second team by the league's coaches...Saw action in 13 games (12 starts) and had a breakout junior season in which he posted 36 tackles (9 solo), 1.5 sacks, 4.0 TFL and 1 FF as a junior in 2010...Part of a defense that held opponents

to 3.7 yards per rush and had 24 sacks on the year...Part of a team that went 8-5 on the season (saw action in all 13 games), helping the Bulldogs to a victory over Texas A&M in the Independence Bowl as a sophomore in 2009...Recorded 12 tackles (2 solo) on the season...Named to the All-SEC Freshman team in 2008 by the coaches following his initial college season in which he totaled 11 tackles (5 solo) and 1.0 TFL...Also posted 5 QB pressures.

HIGH SCHOOL, PERSONAL: Prepped at Statesboro (GA) HS...Compiled 54 tackles and 9 sacks as a senior in 2007...Named to *USA Today's* All-USA first-team defense squad and *The Atlanta Journal-Constitution* 2007 Class AAAA All-State first team...Honored as a U.S. Army All-American...Selected to the 2008 *SuperPrep* Elite 50, All-America and All-Dixie teams...Selected as a 2008 *Rivals.com* Rivals100 (45) and made their DT rankings in: Quickest (1), Best Athlete (1) and Best Pass Rusher (1)...Member of *Scout.com's* Top 100 (No. 44)...Chosen as No. 45 in *ESPN.com's* Top 150 list...Majored in housing at Georgia.

COMMUNITY: Supported the community efforts of his teammates and the Ravens organization by attending Arthur Jones' "Holiday Toy Drive" benefitting the children of St. Vincent's Villa in Baltimore, a home for children with severe emotional and behavioral difficulties.

DID YOU KNOW?

The Ravens have produced four AFC North titles since the 2002 division realignment, including back-to-back division crowns (2011-12).

MOST AFC NORTH TITLES (Since 2002 Division Realignment)

Rk.	Team	AFC North Titles
1.	Pittsburgh Steelers	5
2.	Baltimore Ravens	4
3.	Cincinnati Bengals	2
4.	Cleveland Browns	0

93 DeANGELO TYSON

2012

GAME-BY-GAME DEFENSE

RAVENS

Date/Opp.	TT	Solo	Asst.	Sacks	INT	PD	FF	FR
9/10 vs. Cin.				INACTIVE				
9/16 @ Phi.				INACTIVE				
9/23 vs. NE				INACTIVE				
9/27 vs. Cle.				INACTIVE				
10/7 @ KC				INACTIVE				
10/14 vs. Dal.				INACTIVE				
10/21 @ Hou.	2	1	1	0-0	0-0	0	0	0
11/4 @ Cle.	2	0	2	0-0	0-0	0	0	0
11/11 vs. Oak.	0	0	0	0-0	0-0	2	0	0
11/18 @ Pit.	2	1	1	0-0	0-0	0	0	0
11/25 @ SD	0	0	0	0-0	0-0	0	0	0
12/2 vs. Pit.	0	0	0	0-0	0-0	0	0	0
12/9 @ Was.	0	0	0	0-0	0-0	0	0	0
12/16 vs. Den.	2	0	2	0-0	0-0	0	0	0
12/23 vs. NYG	0	0	0	0-0	0-0	0	0	0
12/30 @ Cin.	3	1	2	0-0	0-0	0	0	0
Totals	11	3	8	0-0	0-0	2	0	0
Playoffs								
1/6/13 vs. Ind.	0	0	0	0-0	0-0	0	0	0
1/12/13 @ Den.	1	1	0	0-0	0-0	0	0	0
1/20/13 @ NE				INACTIVE				
2/3/13 @ SF	4	1	3	0-0	0-0	0	0	0
Totals	5	2	3	0-0	0-0	0	0	0



REGULAR SEASON

Year	Team	GP	GS	TACKLES			SACKS		INTERCEPTIONS					FUMBLES		
				TT	Solo	Asst.	No.	Yards	No.	Yards	LG	TD	PD	FF	FR	Yards
2012	Baltimore	10	2	11	3	8	0.0	0.0	0	0	0	0	2	0	0	0
Totals		10	2	11	3	8	0.0	0.0	0	0	0	0	2	0	0	0

CAREER SINGLE-GAME HIGHS (REGULAR SEASON)

Total Tackles: 3 (12/30/12 at Cin.)	Solo Tackles: 1 3 times (last: 12/30/12 at Cin.)
Sacks: None	INTs: None
Forced Fumbles: None	Fumble Recoveries: None
Passes Defensed: 2 (11/11/12 vs. Oak.)	

POSTSEASON

Year	Team	GP	GS	TACKLES			SACKS		INTERCEPTIONS					FUMBLES		
				TT	Solo	Asst.	No.	Yards	No.	Yards	LG	TD	PD	FF	FR	Yards
2012	Baltimore	3	0	5	2	3	0.0	0.0	0	0	0	0	0	0	0	0
Totals		3	0	5	2	3	0.0	0.0	0	0	0	0	0	0	0	0

DID YOU KNOW?

Entering 2013, the Ravens have won 10 of their last 14 games against AFC foes (and 14 of their last 19). Under head coach John Harbaugh, Baltimore is 41-19 in conference play, ranking as the third-best such mark since the 2008 campaign.

BEST RECORDS IN CONFERENCE PLAY (Since 2008)

Rk.	Team	Record	Pct.
1.	New England Patriots (AFC)	45-15	.750
2.	Green Bay Packers (NFC)	42-18	.700
3.	Baltimore Ravens (AFC)	41-19	.683



BALTIMORE
RAVENS

91

COURTNEY UPSHAW
OUTSIDE LINEBACKER | 6-2 | 272

COLLEGE: Alabama HS: Eufaula (AL)

BORN: 12/13/89, Eufaula, AL

EXP. (NFL/RAVENS): 2/2 GP/GS (PLAYOFFS): 16/9 (4/2)

TRANSACTIONS

Courtney Upshaw was selected by the Ravens with their first-overall pick in the second round (35th overall) of the 2012 NFL Draft...The Ravens traded their first-round choice (29th overall) to Minnesota for its 35th-and 98th-overall selections.

CAREER

- Led all Ravens' rookies with 55 tackles (34 solo), 1.5 sacks (-10 yards), 2 PD and 2 FRs while playing in all 16 games (nine starts) in his rookie year (2012)
- Started his first-career game (recording a career-high 6 tackles) at Phi. (9/16/12)
- Played in his first-career NFL game vs. Cin. (9/10/12)



2012: (16/9, 4/2) Led all Ravens rookies with 55 tackles (34 solo), 1.5 sacks (-10 yards), 2 PD and 2 FFs...Also contributed 5 special teams stops in his first season

- Started and netted 2 tackles, including his first-career full sack (-4 yards), for a defense that held the Chargers to 20% on third down (3-of-15) in **game 11 at SD (11/25)**
- Netted 4 solo tackles and his first-career PD in the 55-20 victory in **game 9 vs. Oak. (11/11)**
- Started and had 2 tackles and his first-career FR for a defense that forced 4 turnovers in the victory over the Chiefs in **game 5 at KC (10/7)**
- Started his first-career NFL game and posted a career-high 6 tackles, including 5 solo, in **game 2 at Phi. (9/16)**
- Saw action in his first-career NFL game and recorded 4 tackles and a half-sack (first of his career) in the 44-13 victory in **game 1 vs. Cin. (9/10)**
- Recorded 9 tackles (7 solo) and 1 FF for a defense that forced 10 turnovers in four playoff games
- Started and posted 5 tackles (4 solo) and a FF (which was recovered by the Ravens) for a defense that held the 49ers to 22% on third down (2-of-9) in the 34-31 victory in **Super Bowl XLVII vs. SF (2/3/13)**

COLLEGE: Finished his Crimson Tide career with 141 tackles (88 solo), 17.5 sacks (-103 yards), 36.5 TFL, 6 FFs, 3 FRs (1 returned for a TD), 5 PD and 1 INT (which he returned for a 45-yard TD)...Earned first-team All-American honors by *The NFL Draft Report*, Football Writers Association, *The Sporting News*, *CBSSports.com*, *Sports Illustrated* and *ESPN.com* as a senior in 2011 and was a finalist for the Lombardi Award (nation's best LB or interior lineman) and the Butkus Award (nation's top LB)...Ranked third on the team, tying his career high with 52 tackles (37 solo), for National Champion Alabama...Had a team-leading 9.5 sacks (-62 yards), which tied for fourth in the SEC and tied for 16th nationally, en route to earning several All-American and first-team All-

Conference honors...Finished second in the SEC and 18th nationally with a team-high 18 TFL (-90 yards), ranking seventh on the school's single-season record list...Registered 2 FFs, 1 PD and intercepted another for a 45-yard TD return...Helped the Crimson Tide lead the nation in rush defense (72.1 ypg), total defense (183.6 ypg) and scoring defense (8.2 ppg) on the way to the National Championship...Earned MVP honors after leading the team with 7 tackles (6 solo), including 1 TFL, and 1 FF in the BCS National Championship game against LSU...Established a career high with 52 tackles (32 solo), including 51 in the final 10 contests as a junior in 2010...Led the team with 14.5 TFL, including a team-high 7 sacks...Saw action in all 14 games (one start) and recorded 15 tackles (7 solo), including 1 TFL, and 4 QB hurries on the season as a sophomore in 2009...Played in 13 games and netted 22 tackles (12 solo), with 3 TFL, 1 QB pressure and 2 PD...Graduated with a degree in human development from Alabama.

HIGH SCHOOL, PERSONAL: Prepped at Eufaula (AL) HS... Started at DE and TE, but *Rivals.com* regarded him as the nation's 12th-best OLB prospect and the ninth-best player in the state, placing a four-star rating on the senior...Earned Alabama Class 5A Lineman of the Year honors from the Alabama Sports Writers Association and was an ASWA Class 5A All-State selection after posting 150 tackles (95 solo), 7 sacks, 1 INT, 3 FRs and 4 PD as a senior...Also caught 20 passes for 496 yards and 3 TDs...Was a consensus All-State pick as a junior, recording 96 tackles (61 solo) with 12 sacks and 3 INTs.

COMMUNITY: In 2012, Upshaw supported the community efforts of both his teammates and the Ravens organization by joining Jameel McClain in distributing gifts to children at a Toys for Tots event in Glen Burnie, MD, the Lardarius Webb Charity Bowling classic and A Purple Evening, the annual women's event at M&T Bank Stadium.

91 COURTNEY UPSHAW

2012

GAME-BY-GAME DEFENSE

RAVENS

Date/Opp.	TT	Solo	Asst.	Sacks	INT	PD	FF	FR
9/10 vs. Cin.	4	1	3	0.5-6	0-0	0	0	0
9/16 @ Phi.	6	5	1	0-0	0-0	0	0	0
9/23 vs. NE	4	3	1	0-0	0-0	0	0	0
9/27 vs. Cle.	3	1	2	0-0	0-0	0	0	0
10/7 @ KC	2	1	1	0-0	0-0	0	0	1
10/14 vs. Dal.	6	4	2	0-0	0-0	0	0	0
10/21 @ Hou.	4	2	2	0-0	0-0	0	0	0
11/4 @ Cle.	3	2	1	0-0	0-0	0	0	0
11/11 vs. Oak.	4	4	0	0-0	0-0	1	0	0
11/18 @ Pit.	3	1	2	0-0	0-0	0	0	1
11/25 @ SD	2	1	1	1-4	0-0	0	0	0
12/2 vs. Pit.	4	4	0	0-0	0-0	0	0	0
12/9 @ Was.	4	0	4	0-0	0-0	0	0	0
12/16 vs. Den.	5	4	1	0-0	0-0	1	0	0
12/23 vs. NYG	1	1	0	0-0	0-0	0	0	0
12/30 @ Cin.	0	0	0	0-0	0-0	0	0	0
Totals	55	34	21	1.5-10	0-0	2	0	2
Playoffs								
1/6/13 vs. Ind.	3	3	0	0-0	0-0	0	0	0
1/12/13 @ Den.	1	0	1	0-0	0-0	0	0	0
1/20/13 @ NE	0	0	0	0-0	0-0	0	0	0
2/3/13 @ SF	5	4	1	0-0	0-0	0	1	0
Totals	9	7	2	0-0	0-0	0	1	0



REGULAR SEASON

Year	Team	GP	GS	TACKLES			SACKS		INTERCEPTIONS					FUMBLES		
				TT	Solo	Asst.	No.	Yards	No.	Yards	LG	TD	PD	FF	FR	Yards
2012	Baltimore	16	9	55	34	21	1.5	10.0	0	0	0	0	2	0	2	5
Totals		16	9	55	34	21	1.5	10.0	0	0	0	0	2	0	2	5

SPECIAL TEAMS TACKLES (5): 2012 (5)

CAREER SINGLE-GAME HIGHS (REGULAR SEASON)

Total Tackles: 6 2 times (last: 10/14/12 vs. Dal.)
Sacks: 1 (11/25/12 at SD)
Forced Fumbles: None
Passes Defensed: 1 2 times (12/16/12 vs. Den.)

Solo Tackles: 5 (9/16/12 at Phi.)
INTs: None
Fumble Recoveries: 1 2 times (last: 11/18/12 at Pit.)

Additional Statistics: Recorded a FF on special teams (12/9/12 at Was.)

POSTSEASON

Year	Team	GP	GS	TACKLES			SACKS		INTERCEPTIONS					FUMBLES		
				TT	Solo	Asst.	No.	Yards	No.	Yards	LG	TD	PD	FF	FR	Yards
2012	Baltimore	4	2	9	7	2	0.0	0.0	0	0	0	0	0	1	0	0
Totals		4	2	9	7	2	0.0	0.0	0	0	0	0	0	1	0	0

DID YOU KNOW?

In the first five years of the John Harbaugh Era (2008-12), Baltimore allowed a league-low 91.4 rushing yards per game in the months of December and January.

RUSHING YARDS ALLOWED PER GAME: DECEMBER/JANUARY (2008-12)

Rk.	Team	Att.	Yds.	TD	YPG
1.	Baltimore Ravens	605	2,193	11	91.4
2.	San Francisco 49ers	636	2,296	17	95.7
3.	Pittsburgh Steelers	610	2,326	10	96.9



BALTIMORE
RAVENS

21

LARDARIUS WEBB

CORNERBACK/RETURN SPECIALIST | 5-10 | 182

COLLEGE: Nicholls State HS: Beauregard (Opelika, AL)

BORN: 10/12/85, Opelika, AL

EXP. (NFL/RAVENS): 5/5 GP/GS (PLAYOFFS): 51/25 (4/2)

TRANSACTIONS

Lardarius Webb re-signed with the Ravens (six-year contract) on 4/6/12...Was originally selected by the Ravens in the third round (88th overall) of the 2009 NFL Draft.

HONORS

- USA Today's All-Joe Team (players who are critical to their team, but don't receive the Pro Bowl nod) in 2011

CAREER

- Has 189 tackles (160 solo), 2 sacks, 8 INTs (1 returned for a TD), 43 PD, 2 FFs and 1 FR
- Led the Ravens with a career-high 20 PD and 5 INTs (tied for third in the AFC and eighth in the NFL) in 2011
- Scored his first-career PR-TD on a career-long 68-yarder at Cle. (12/4/11)
- Scored his first-career INT-TD on a 73-yard INT return vs. NYJ (10/2/11)
- Tallied a career-high 4 PD vs. Cle. (12/24/11)
- Recorded his first-career INT (which he returned for 32 yards) vs. Mia. (11/7/10)
- Recorded 35 KORs for 918 yards (26.2 avg.), including a 95-yard TD, in 2009



2012: (6/6, 0/0) Posted 25 tackles (24 solo), 6 PD, 1 FF, 1 FR and 1 INT before being placed on Injured Reserve (knee) on 10/16

- Started and played before injuring his knee in the second quarter in the 31-29 victory in **game 6 vs. Dal. (10/14)**
- Played in his 50th-career game and recorded 3 solo tackles, 1 PD and 1 INT (returned for 8 yards) for a defense that forced 4 turnovers in the victory over the Chiefs in **game 5 at KC (10/7)**
- Netted 6 solo tackles and tied for the team lead with 3 PD in the 23-16 victory in **game 4 vs. Cle. (9/27)**
- Netted 7 tackles (6 solo) and 1 FF (recovered by the Ravens) for a defense that forced 4 turnovers in **game 2 at Phi. (9/16)**

2011: (16/15, 2/2) Recorded a career-high 68 tackles and led the team (tied for third in the AFC and eighth in the NFL) with a career-high 5 INTs for the NFL's third-ranked defense (288.9 ypg)...Baltimore was also fourth against the pass (196.3 ypg) and the league's top red zone defense...Led the team with a career-high 20 PD, adding 1 sack and 1 FF...Had a team-high 30 punt returns for 301 yards, including a 68-yard TD

- Returned 2 punts for 72 yards, including a career-long 68-yarder (first-career PR-TD), in the 24-10 victory in **game 12 at Cle. (12/4)**...Also posted 2 solo tackles
- Produced 4 tackles (3 solo), a half-sack, 1 INT and 2 PD for a defense that recorded a franchise-record-tying 9 sacks in the 16-6 victory in **game 11 vs. SF (11/24)**...His end zone INT prevented a 49ers' TD as the first half expired

- Netted 2 tackles, a then-career-high-tying 3 PD and an INT, returned 73 yards for his first-career TD (part of a NFL record-tying 3 defensive TDs) in **game 4 vs. NYJ (10/2)**

- Started for the first time since 2009 and led the team with a career-high 11 tackles and also posted a half sack and 2 PD for a defense that forced a franchise-record 7 turnovers (4 FRs and 3 INTs) in the 35-7 victory in the **season opener vs. Pit. (9/11)**...Also had 1 KOR for 37 yards against the Steelers

- Posted 10 tackles, 5 PD and led the team with an NFL playoff-high 3 INTs for a team that forced 7 turnovers in two playoff games...With his 3 INTs in the playoffs, Webb tied Duane Starks (2000) for most picks by a Raven in a single postseason

- Netted 6 tackles, 1 PD and 1 INT for a defense that picked off QB Tom Brady twice, not allowing him to throw a TD and holding him to a 57.5 QB rating in the **AFC Championship at NE (1/22/12)**

- Tied a postseason franchise record with 2 INTs, as well as a career-high 4 PDs and 4 solo tackles, for a team that forced 4 turnovers in the **Divisional Playoff vs. Hou. (1/15/12)**

2010: (15/0, 2/0) Established a then-career-high with 60 tackles (career-high 56 solo), 11 PD and 2 INTs (returned for 32 yards)...Also handled 21 punts for 199 yards (9.5 avg.)

- Posted a then-career-high 9 tackles (all solo) and 2 PD (one of which led to an Ed Reed INT and a FG 7 plays later) for a defense that forced 5 turnovers in **game 16 vs. Cin. (1/2/11)**



21 LARDARIUS WEBB

- Tied for the team lead with 7 tackles for a defense that held the Saints to 27 yards rushing (sixth-fewest allowed in franchise history) in the 30-24 victory in **game 14 vs. NO (12/19)**
 - Posted 5 solo tackles, 1 PD and his first-career INT (returned for 32 yards) for a defense that forced 3 turnovers in the 26-10 win in **game 8 vs. Mia. (11/7)**
- 2009: (14/4, 0/0)** Started four games at CB before being placed on Injured Reserve (knee) on 12/22...Posted 36 tackles (25 solo), 6 PD and 1 sack from scrimmage and added 11 special teams stops...Also led the Ravens with 35 KORs for 918 yards (26.2 avg.), including a 95-yard TD return
- Started and recorded 4 tackles from scrimmage (3 solo) before leaving the game with a knee injury (and subsequently being placed on IR) in **game 14 vs. Chi. (12/20)**
 - Started his first-career game and responded with then-career highs in tackles (9) and PD (3) in the 20-17 overtime win in **game 11 vs. Pit. (11/29)**...Also had 4 KORs for 85 yards (21.3 avg.), with a long of 30, against the Steelers
 - Collected 2 solo tackles and his first-career sack (-4 yards) for a defense that held the Browns to 160 total yards in the 16-0 shutout in **game 9 at Cle. (11/16)**...Also had 1 KOR for 31 yards and a special teams stop against the Browns
 - Returned the opening second-half KO 95 yards for his first-career TD (finished with 2 KORs for 112 yards) and had a special teams tackle in **game 7 vs. Den. (11/1)**...It was the team's first KOR-TD since 2007...Also posted his first-career tackle from scrimmage (finished with 4 stops) for a defense that held the Broncos to 200 total yards and 3-of-13 on third down

COLLEGE: Two-time Division I-AA All-American choice by the *Associated Press*, *Sports Network*, the Walter Camp Foundation (as a junior) and AFCA (as a senior) and was a two-time *College Sporting News* Fabulous Fifty selection...Was also an All-Southland Conference honoree at DB and returner as a senior...Named the Nicholls State 2008-09 Outstanding Male Student-Athlete of the Year... Transferred to Nicholls State from Southern Mississippi after his sophomore season...Played in 46 total games (26 at Southern Miss and 20 at Nicholls State), starting 23 (20 at Nicholls State and 3 at Southern Miss)...Recorded 179 tackles (144 solo), 24 PD, 8 TFL, 7 INTs, 3 sacks, 2 FRs and 1 FF, while also amassing 1,060 yards and 3 TDs on KORs, and added 425 punt return yards in his collegiate career...Earned Div. I-AA All-American honors from the *Associated Press*, *Sports Network* and *AFCA* at Nicholls State as a senior in 2008...Started all nine games, tying a career high with 55 tackles, (career-high 50 solo), 7 PD, 3 sacks (-25 yards), 2 INTs, 2 FRs and 1 FF...Led the team in all-purpose yards (661), returning 16 KOs for 472 yards and 1 TD and 10 punts for 152 yards and 1 TD...Named a Division I-AA All-American by the *Associated Press*, *Walter Camp Foundation* and *Sports Network*, while earning *College Sporting News* Fabulous Fifty honors and was named the SLC and LSWA Newcomer of the Year in his first year at Nicholls State as a junior in 2007...Also tabbed as a first-team All-Southland Conference performer as a safety and second-team All-SLC as a returner...Started all 11 games, netting 51 tackles (36 solo), 8 PD and a career-high 5 INTs, returning 3 for TDs... Combined with teammate Kareem Moore to return 4 INTs for scores against Northwestern State to tie the NCAA record for most in a game and set the NCAA mark for most in a half...Returned a school record 96-yard punt for a TD against Texas State, which was 2 yards shy of the NCAA record...

2012

GAME-BY-GAME DEFENSE

RAVENS

Date/Opp.	TT	Solo	Asst.	Sacks	INT	PD	FF	FR
9/10 vs. Cin.	7	7	0	0-0	0-0	1	0	1
9/16 @ Phi.	7	6	1	0-0	0-0	0	1	0
9/23 vs. NE	2	2	0	0-0	0-0	1	0	0
9/27 vs. Cle.	6	6	0	0-0	0-0	3	0	0
10/7 @ KC	3	3	0	0-0	1-8	1	0	0
10/14 vs. Dal.	0	0	0	0-0	0-0	0	0	0
10/21 @ Hou.				INJURED RESERVE - KNEE				
11/4 @ Cle.				INJURED RESERVE - KNEE				
11/11 vs. Oak.				INJURED RESERVE - KNEE				
11/18 @ Pit.				INJURED RESERVE - KNEE				
11/25 @ SD				INJURED RESERVE - KNEE				
12/2 vs. Pit.				INJURED RESERVE - KNEE				
12/9 @ Was.				INJURED RESERVE - KNEE				
12/16 vs. Den.				INJURED RESERVE - KNEE				
12/23 vs. NYG				INJURED RESERVE - KNEE				
12/30 @ Cin.				INJURED RESERVE - KNEE				
Totals	25	24	1	0-0	1-8	6	1	1
Playoffs								
1/6/13 vs. Ind.				INJURED RESERVE - KNEE				
1/12/13 @ Den.				INJURED RESERVE - KNEE				
1/20/13 @ NE				INJURED RESERVE - KNEE				
2/3/13 @ SF				INJURED RESERVE - KNEE				
Totals	0	0	0	0-0	0-0	0	0	0

2011

GAME-BY-GAME DEFENSE

RAVENS

Date/Opp.	TT	Solo	Asst.	Sacks	INT	PD	FF	FR
9/11 vs. Pit.	11	9	2	0.5-4.5	0-0	2	0	0
9/18 @ Ten.	10	9	1	0-0	0-0	1	0	0
9/25 @ STL	4	4	0	0-0	1-0	1	0	0
10/2 vs. NYJ	2	1	1	0-0	1-73t	3	0	0
10/16 vs. Hou.	7	6	1	0-0	0-0	0	1	0
10/24 @ Jax.	2	0	2	0-0	0-0	0	0	0
10/30 vs. Ari.	2	2	0	0-0	0-0	1	0	0
11/6 @ Pit.	6	6	0	0-0	0-0	0	0	0
11/13 @ Sea.	4	2	2	0-0	0-0	2	0	0
11/20 vs. Cin.	4	4	0	0-0	1-4	2	0	0
11/24 vs. SF	4	3	1	0.5-1	1-0	2	0	0
12/4 @ Cle.	2	2	0	0-0	0-0	0	0	0
12/11 vs. Ind.	5	5	0	0-0	0-0	0	0	0
12/18 @ SD	0	0	0	0-0	0-0	0	0	0
12/24 vs. Cle.	2	2	0	0-0	1-4	4	0	0
1/1/12 @ Cin.	3	0	3	0-0	0-0	2	0	0
Totals	68	55	13	1-5.5	5-81	20	1	0
Playoffs								
1/15/12 vs. Hou.	4	4	0	0-0	2-1	4	0	0
1/22/12 @ NE	6	4	2	0-0	1-0	1	0	0
Totals	10	8	2	0-0	3-1	5	0	0

21 LARDARIUS WEBB

2010

GAME-BY-GAME DEFENSE

RAVENS

Date/Opp.	TT	Solo	Asst.	Sacks	INT	PD	FF	FR
9/13 @ NYJ								
INACTIVE - KNEE								
9/19 @ Cin.	0	0	0	0-0	0-0	0	0	0
9/26 vs. Cle.	1	1	0	0-0	0-0	0	0	0
10/3 @ Pit.	2	2	0	0-0	0-0	2	0	0
10/10 vs. Den.	6	5	1	0-0	0-0	1	0	0
10/17 @ NE	5	5	0	0-0	0-0	1	0	0
10/24 vs. Buf.	3	3	0	0-0	0-0	0	0	0
11/7 vs. Mia.	5	5	0	0-0	1-32	1	0	0
11/11 @ Atl.	8	8	0	0-0	0-0	0	0	0
11/21 @ Car.	1	0	1	0-0	0-0	0	0	0
11/28 vs. TB	3	3	0	0-0	0-0	0	0	0
12/5 vs. Pit.	1	1	0	0-0	0-0	0	0	0
12/13 @ Hou.	6	6	0	0-0	0-0	2	0	0
12/19 vs. NO	7	5	2	0-0	0-0	1	0	0
12/26 @ Cle.	3	3	0	0-0	1-0	1	0	0
1/2/11 vs. Cin.	9	9	0	0-0	0-0	2	0	0
Totals	60	56	4	0-0	2-32	11	0	0
Playoffs								
1/9/11 @ KC	2	2	0	0-0	0-0	0	0	0
1/15/11 @ Pit.	3	3	0	0-0	0-0	0	0	0
Totals	5	5	0	0-0	0-0	0	0	0

2009

GAME-BY-GAME DEFENSE

RAVENS

Date/Opp.	TT	Solo	Asst.	INT	FF	FR	Sacks	PD
9/13 vs. KC								
SAW ACTION ON SPECIAL TEAMS								
9/20 @ SD								
SAW ACTION ON SPECIAL TEAMS								
9/27 vs. Cle.								
SAW ACTION ON SPECIAL TEAMS								
10/4 @ NE								
SAW ACTION ON SPECIAL TEAMS								
10/11 vs. Cin.								
SAW ACTION ON SPECIAL TEAMS								
10/18 @ Min.	0	0	0	0-0	0	0	0-0	0
11/1 vs. Den.	4	3	1	0-0	0	0	0-0	0
11/8 @ Cin.	6	6	0	0-0	0	0	0-0	1
11/16 @ Cle.	2	2	0	0-0	0	0	1-4	0
11/22 vs. Ind.	2	1	1	0-0	0	0	0-0	0
11/29 vs. Pit.	9	2	7	0-0	0	0	0-0	3
12/7 @ GB	5	4	1	0-0	0	0	0-0	1
12/13 vs. Det.	4	4	0	0-0	0	0	0-0	1
12/20 vs. Chi.	4	3	1	0-0	0	0	0-0	0
12/27 @ Pit.								
INJURED RESERVE - KNEE								
1/3/10 @ Oak.								
INJURED RESERVE - KNEE								
Totals	36	25	11	0-0	0	0	1-4	6
Playoffs								
1/10/10 @ NE								
INJURED RESERVE - KNEE								
1/16/10 @ Ind.								
INJURED RESERVE - KNEE								
Totals	0	0	0	0-0	0	0	0-0	0

Was second in the SLC, averaging 17.1 yards per punt return and 26.7 yards per return on KOs...Burst onto the scene with a school-record-tying 3 INTs, including 1 returned for a score, in the win over Division I-FCS Rice...Saw action in 14 games, starting three, establishing a career high with 55 tackles (44 solo) and a career-high 8 PD as a sophomore at Southern Miss in 2006...Played in 12 games as a freshman, netting 18 tackles and 1 PD.

HIGH SCHOOL, PERSONAL: Played both QB and DB at Beauregard (Opelika, AL) HS...Earned first-team All-State honors as a junior and senior...Also named team MVP and was selected to play in the Mississippi/Alabama All-Star game...Rushed for 738 yards with 15 rushing TDs and passed for 412 yards with 4 TDs as a senior...Netted 52 tackles, 3 FRs and led the state of Alabama with 10 INTs as a senior...Rushed for 1,011 yards with 12 TDs and passed for 731 yards and 6 TDs as a junior...Also produced 47 tackles, 2 FRs and 7 INTs on defense...Also lettered in basketball, where he was an All-State selection as a senior...Webb's cousin, Mitch Richmond, was a 15-year NBA veteran, who scored over 20,000 career points.

COMMUNITY: Founded the Lardarius Webb Foundation which focuses on providing aid to underprivileged children and their families in Webb's hometown of Opelika, AL, and the Baltimore community...Held free football camps for youth in Opelika, AL and in Thibodaux, LA, at his alma mater Nicholls State's campus...Hosted the Lardarius Webb Charity Softball Game at Ripken Stadium in Aberdeen, MD (June 2012-13) and his Charity Bowling Classic in Timonium, MD (2011-12)... Provided over 100 local families with Thanksgiving dinner baskets at the Aberdeen and Webster Kendrick Boys and Girls Clubs...Represented the Ravens as the celebrity lighter for the Baltimore Monument Lighting in downtown Baltimore (2012)...Continues to have a strong presence in the Ravens' and teammates' community efforts...Participated in Anquan Boldin's Q-Festival Weekend, OJ Brigance's Fiesta 5K Race, Ed Reed's Flag Football Classic and Family Fun Day and Ray Rice Day in Towson, MD, and the Ravens ACT Auction Party, the premier fundraiser for the team's foundation.

DID YOU KNOW?

In the first five years of the John Harbaugh Era 2008-12, Baltimore has compiled a +41 turnover margin, ranking as the NFL's third-best mark. (The Ravens were +9 in 2012.)

NFL'S TOP TURNOVER MARGIN (2008-12)

Rk.	Team	Turnover Diff.	Take-Aways	Give-Aways
1.	New England	+77	163	86
2.	Green Bay	+72	161	89
3.	Baltimore	+41	144	103

21 LARDARIUS WEBB

REGULAR SEASON

Year	Team	GP	GS	TACKLES			SACKS		INTERCEPTIONS					FUMBLES		
				TT	Solo	Asst.	No.	Yards	No.	Yards	LG	TD	PD	FF	FR	Yards
2009	Baltimore	14	4	36	25	11	1.0	4.0	0	0	0	0	6	0	0	0
2010	Baltimore	15	0	60	56	4	0.0	0.0	2	32	32	0	11	0	0	0
2011	Baltimore	16	15	68	55	13	1.0	5.5	*5	*81	73t	1	*20	1	0	0
2012	Baltimore	6	6	25	24	1	0.0	0.0	1	8	8	0	6	1	1	0
Totals		51	25	189	160	29	2.0	9.5	8	121	73t	1	43	2	1	0

*LEDTEAM

SPECIAL TEAMS TACKLES (11): 2009 (11)

CAREER SINGLE-GAME HIGHS (REGULAR SEASON)

Total Tackles: 11 (9/11/11 vs. Pit.)	Solo Tackles: 9 3 times (last: 9/18/11 at Ten.)
Sacks: 1 (11/16/09 at Cle.)	INTs: 1 8 times (last: 10/7/12 at KC)
Forced Fumbles: 1 2 times (last: 9/16/12 at Phi.)	Fumble Recoveries: 1 (9/10/12 vs. Cin.)
Passes Defensed: 4 (12/24/11 vs. Cle.)	

POSTSEASON

Year	Team	GP	GS	TACKLES			SACKS		INTERCEPTIONS					FUMBLES			
				TT	Solo	Asst.	No.	Yards	No.	Yards	LG	TD	PD	FF	FR	Yards	
2009	Baltimore	--	--	INJURED RESERVE - KNEE			--	--	--	--	--	--	--	--	--	--	--
2010	Baltimore	2	0	5	5	0	0.0	0.0	0	0	0	0	0	0	0	0	0
2011	Baltimore	2	2	10	8	2	0.0	0.0	3	1	1	0	5	0	0	0	
2012	Baltimore	--	--	INJURED RESERVE - KNEE			--	--	--	--	--	--	--	--	--	--	--
Totals		4	2	15	13	2	0.0	0.0	3	1	1	0	5	0	0	0	





BALTIMORE
RAVENS

15

LAQUAN WILLIAMS
WIDE RECEIVER | 6-0 | 195

COLLEGE: Maryland HS: Baltimore Polytechnic Institute (Baltimore, MD)
BORN: 6/27/88, Baltimore, MD
EXP. (NFL/RAVENS): 3/3 GP/GS (PLAYOFFS): 23/0 (2/0)

TRANSACTIONS

LaQuan Williams signed with the Ravens as a rookie free agent on 7/28/11.

CAREER

- Established career highs with 2 receptions for 28 yards in the 23-20 win at Pit. (11/6/11)
- Pulled in his first-career reception at STL (9/25/11)
- Saw action in his first-career NFL game vs. Pit. (9/11/11)
- Was one of two rookie free agents (OLB Michael McAdoo) to make the Ravens' 53-man opening-day roster (2011)



2012: (11/0, 0/0) Posted a career-high 5 special teams tackles before being placed on Injured Reserve (thigh) on 12/26

- Netted a solo special teams tackle and saw action from scrimmage in the 55-20 victory in **game 9 vs. Oak. (11/11)**
- Posted a solo special teams tackle in the 25-15 victory in **game 8 at Cle. (11/4)**
- Played in his first game of the season and posted a solo special teams tackle in **game 5 at KC (10/7)**

2011: (12/0, 2/0) Was one of two rookie free agents (OLB Michael McAdoo) to make the Ravens' 53-man opening-day roster...Finished the season with 4 receptions for 46 yards, 5 KORs for 109 yards (21.8 avg.) and produced 4 special teams tackles

- Established career highs with 2 receptions for 28 yards in the 23-20 win in **game 8 at Pit. (11/6)**
- Pulled in his first-career reception (good for 7 yards) and had 2 KORs for 60 yards in **game 3 at STL (9/25)**
- Saw action in his first NFL game and posted a special teams tackle in the **season opener vs. Pit. (9/11)**
- Saw action on special teams in both playoff games, producing a solo tackle and a FF, which was recovered by the Ravens

COLLEGE: Appeared in 38 games, starting 13, and finished with 33 receptions for 436 yards and 3 TDs, while contributing 17 tackles on defense and special teams at Maryland... Played in all 13 games (three starts) at WR and on special teams as a senior...Posted 6 receptions for 101 yards and 2 TDs and tied for second on the team with 12 special teams tackles, helping him earn the Special Teams Captain Award at the end-of-year banquet...Saw action in all 12 games (one start), posting 10 receptions for 99 yards and 1 TD as a junior in 2009...Played in three games as a reserve WR due to a foot injury, recording 2 receptions for 19 yards as a sophomore in 2008...Named to the *Sporting News* ACC All-Freshman Team as a redshirt freshman in 2007 after playing in the

first 10 games (seven starts) at WR before missing the final three with a knee injury...Established career highs with 15 receptions for 217 yards (fourth on the team)...Moved from DB to WR prior to spring workouts...Served a redshirt season as a reserve DB as a true freshman in 2006.

HIGH SCHOOL, PERSONAL: Prepped at Baltimore Polytechnic Institute (Baltimore, MD) HS...A three-year letter-winner and two-year starter who played QB and safety...Rushed 67 times for 804 yards and 6 TDs and threw for 630 yards and 7 TDs as a senior...Also posted 37 tackles and 10 INTs in his final season at Poly...Recorded 20 INTs on defense his last two seasons...Also returned 2 punts and 1 KO for a TD his senior year...Named first-team All-City as a DB by *The Baltimore Sun*...Also named second-team All-City by *The Sun* as a junior...Earned four letters in basketball, averaging over 20 points per game.

COMMUNITY: Launched the LaQuan Williams Foundation which focuses on encouraging healthy lifestyles, gang prevention, and educational and career advancement for Baltimore youth...Hosted his foundation's Charity Basketball Game at Stevenson University in June 2012...Attended the annual Boys and Girls Club Easter Egg Hunt in 2012...Hosted his own Thanksgiving hot meal service in downtown Baltimore called "The Need to Feed" in 2012...Helped to promote the NFL's Play 60 movement, which encourages active lifestyles for youth by taking part in this year's Super School visit at Stoneleigh Elementary School...Supports Ravens' charitable initiatives, including A Purple Evening, the annual women's event, and the ACT Auction Party, the premier fundraiser for the team's foundation...Continually participates in various teammates' community events, including Haloti Ngata's Family Foundation Event, Jameel McClain's coat drive, James Ihedigbo's H.O.P.E. Africa Fundraiser, Ray Rice Day and Lardarius Webb's Charity Softball and Bowling Classics, and former teammates Anquan Boldin's Q-Festival Weekend and Vonta Leach's Holiday Helpers event at Target.

15 LAQUAN WILLIAMS

2012

GAME-BY-GAME OFFENSE

RAVENS Date/Opp.	RECEIVING					RUSHING				
	No.	Yds.	Avg.	LG	TD	No.	Yds.	Avg.	LG	TD
9/10 vs. Cin.										
9/16 @ Phi.										
9/23 vs. NE										
9/27 vs. Cle.										
10/7 @ KC	0	0	0.0	0	0	0	0	0.0	0	0
10/14 vs. Dal.	PLAYED ON SPECIAL TEAMS									
10/21 @ Hou.	PLAYED ON SPECIAL TEAMS									
11/4 @ Cle.	PLAYED ON SPECIAL TEAMS									
11/11 vs. Oak.	0	0	0.0	0	0	0	0	0.0	0	0
11/18 @ Pit.	PLAYED ON SPECIAL TEAMS									
11/25 @ SD	PLAYED ON SPECIAL TEAMS									
12/2 vs. Pit.	PLAYED ON SPECIAL TEAMS									
12/9 @ Was.	PLAYED ON SPECIAL TEAMS									
12/16 vs. Den.	PLAYED ON SPECIAL TEAMS									
12/23 vs. NYG	PLAYED ON SPECIAL TEAMS									
12/30 @ Cin.	INJURED RESERVE - THIGH									
Totals	0	0	0.0	0	0	0	0	0.0	0	0
Playoffs										
1/6/13 vs. Ind.	INJURED RESERVE - THIGH									
1/12/13 @ Den.	INJURED RESERVE - THIGH									
1/20/13 @ NE	INJURED RESERVE - THIGH									
2/3/13 @ SF	INJURED RESERVE - THIGH									
Totals	0	0	0.0	0	0	0	0	0.0	0	0

2011

GAME-BY-GAME

RAVENS Date/Opp.	RECEIVING					RUSHING				
	No.	Yds.	Avg.	LG	TD	No.	Yds.	Avg.	LG	TD
9/11 vs. Pit.	0	0	0.0	0	0	0	0	0.0	0	0
9/18 @ Ten.	0	0	0.0	0	0	0	0	0.0	0	0
9/25 @ STL	1	7	7.0	7	0	0	0	0.0	0	0
10/2 vs. NYJ	1	11	11.0	11	0	0	0	0.0	0	0
10/16 vs. Hou.	0	0	0.0	0	0	0	0	0.0	0	0
10/24 @ Jax.	0	0	0.0	0	0	0	0	0.0	0	0
10/30 vs. Ari.	0	0	0.0	0	0	0	0	0.0	0	0
11/6 @ Pit.	2	28	14.0	15	0	0	0	0.0	0	0
11/13 @ Sea.	0	0	0.0	0	0	0	0	0.0	0	0
11/20 vs. Cin.	0	0	0.0	0	0	0	0	0.0	0	0
11/24 vs. SF	0	0	0.0	0	0	0	0	0.0	0	0
12/4 @ Cle.	INACTIVE					--	--	--	--	--
12/11 vs. Ind.	INACTIVE					--	--	--	--	--
12/18 @ SD	INACTIVE					--	--	--	--	--
12/24 vs. Cle.	INACTIVE					--	--	--	--	--
1/1/12 @ Cin.	0	0	0.0	0	0	0	0	0.0	0	0
Totals	4	46	11.5	15	0	0	0	0.0	0	0
Playoffs										
1/15/12 vs. Hou.	0	0	0.0	0	0	0	0	0.0	0	0
1/22/12 @ NE	0	0	0.0	0	0	0	0	0.0	0	0
Totals	0	0	0.0	0	0	0	0	0.0	0	0

REGULAR SEASON

Year	Team	GP	GS	RECEIVING					RUSHING				
				No.	Yards	Avg.	LG	TD	No.	Yards	Avg.	LG	TD
2011	Baltimore	12	0	4	46	11.5	15	0	0	0	0.0	0	0
2012	Baltimore	11	0	0	0	0.0	0	0	0	0	0.0	0	0
Totals		23	0	4	46	11.5	15	0	0	0	0.0	0	0

SPECIAL TEAMS TACKLES (9): 2011 (4); 2012 (5)

CAREER SINGLE-GAME HIGHS (REGULAR SEASON)

RECEIVING	RUSHING
Receptions: 2 (11/6/11 at Pit.)	Carries: None
Yardage: 28 (11/6/11 at Pit.)	Yardage: None
Long Gain: 15 (11/6/11 at Pit.)	Long Gain: None
Touchdowns: None	Touchdowns: None

POSTSEASON

Year	Team	GP	GS	RECEIVING					RUSHING				
				No.	Yards	Avg.	LG	TD	No.	Yards	Avg.	LG	TD
2011	Baltimore	2	0	0	0	0.0	0	0	0	0	0.0	0	0
2012	Baltimore	--	--	INJURED RESERVE - THIGH					--	--	--	--	--
Totals		2	0	0	0	0.0	0	0	0	0	0.0	0	0

DID YOU KNOW?

In the first five seasons of the John Harbaugh Era (2008-12), Baltimore rushed for 159.5 yards per game in December/January, second in the NFL during that span.

RUSHING YARDS PER GAME: DECEMBER/JANUARY (2008-12)

Rk.	Team	Att.	Yds.	TD	YPG
1.	Carolina Panthers	779	4,221	39	175.9
2.	Baltimore Ravens	794	3,828	28	159.5
3.	Minnesota Vikings	737	3,598	25	149.9



BALTIMORE
RAVENS

73

MARSHAL YANDA
GUARD/TACKLE | 6-3 | 305

COLLEGE: Iowa HS: Anamosa (IA)

BORN: 9/15/84, Cedar Rapids, IA

EXP. (NFL/RAVENS): 7/7 GP/GS (PLAYOFFS): 83/72 (10/10)

TRANSACTIONS

Marshal Yanda re-signed with Baltimore (five-year contract) on 7/29/11...Was originally selected by the Ravens in the third round (86th overall) of the 2007 NFL Draft...Was the second offensive lineman picked by Baltimore in 2007, following first-rounder Ben Grubbs (Auburn), who was the 29th-overall pick.

HONORS

- Two-time Pro Bowler (2011-12)
- *Associated Press* second-team All-Pro (2011-12)
- *PFW/PFWA* first-team All-Pro (2012)
- *Sports Illustrated* (Peter King) All-Pro Team (2010-12)



CAREER

- Helped the Ravens establish a franchise record for points with 398, as well as gaining 5,640 total yards (second-highest total in franchise history) in 2012
- Helped pave the way for RB Ray Rice to score a franchise-record 15 total TDs (12 rushing and 3 receiving) and rush for a career-high 1,364 yards, part of 1,996 rushing yards by the Ravens in 2011...Rice led the league with 2,068 yards from scrimmage
- Helped protect QB Joe Flacco, allowing him to complete 62.6% of his passes (306 of 489) for 3,622 passing yards and set career highs with 25 TDs and a 93.6 QB rating in 2010
- In 2009, helped the Ravens post 5,619 total yards (third-highest total in franchise history), including the then-Top 3 single-game yardage totals in team history (548 in game 13 vs. Det. - 12/13/09, 501 in game 1 vs. KC - 9/13/09 and 479 yards in game 3 vs. Cle. - 9/27/09)
- Helped the Ravens set a record for most TDs scored (47) in 2009...Ravens also tallied a team-record 22 rushing TDs
- Was one of three rookies to start along the Ravens' O-line in 2007 (most in the NFL)...Protected Ravens QBs, allowing them time to complete a franchise-record 341 passes (61.2%) for 3,308 yards and helped open holes, allowing the Ravens to rush for 1,797 yards



2012: (14/14, 4/4) Named to his second-consecutive Pro Bowl (starter) despite missing two games (game 14 with an ankle injury and game 16, coaches decision, to rest injuries)... Helped the Ravens score the most points (398) and post the second-most total yards (5,640) in team history (5,723 in 1996), including a career-high 3,817 passing yards by QB Joe Flacco and 1,143 yards and 9 TDs rushing by RB Ray Rice

- Started at RG after missing the previous game with an ankle injury) and helped the offense post a season-high 533 yards (224 rushing and 309 passing), the third-highest output in team history, in the 33-14 victory in **game 15 vs. NYG (12/23)**...Also helped two backs rush for 100 yards (Ray Rice - 107 and Bernard Pierce - 123) in the same game for the second time in team history (Le'Ron McClain - 139 and Willis McGahee - 108 on 12/20/08 at Dal.)
- Started at RG and helped pave the way for 443 total yards by the Ravens, including 355 yards and 1 TD passing by Flacco, in the 16-13 overtime victory in **game 11 at SD**

(11/25)...The Ravens overcame a 13-3 deficit in the fourth quarter to tie the game with a FG as time expired...Ravens drove 69 yards in 12 plays on their second possession of overtime to kick a 38-yard game-winning FG with 1:07 left in the extra period

- Started at RG and helped the Ravens post a franchise-record 55 points while racking up 419 total yards, including 341 passing, in the 55-20 victory in **game 9 vs. Oak. (11/11)**
- Started at RG and helped the Ravens produce 503 total yards (third-highest total in franchise history), including 382 yards and 3 TDs through the air by Flacco, in **game 3 vs. NE (9/23)**...The Ravens had four scoring drives of 80 yards or more and did not allow a sack against the Patriots
- Helped the Ravens average 410.3 yards per game in four playoff contests...Also protected QB Joe Flacco, allowing him to become the second player in NFL history (Joe Montana - 1989) to throw 11 TDs and 0 INTs during the playoffs

73 MARSHAL YANDA

- Started at RG and helped the Ravens produce 367 yards, including 287 yards and 3 TDs passing by QB Joe Flacco (who was named MVP), in the 34-31 victory in **Super Bowl XLVII vs. SF (2/3/13)**
 - Started at RG and helped the Ravens gain a postseason franchise-record 479 yards of total offense, including helping QB Joe Flacco post playoff franchise-records in yards (331) and passing TDs (3), with no INTs, for a 116.2 QB rating in the 38-35 double-overtime win in the **Divisional Game at Den. (1/12/13)**
- 2011: (16/16, 2/2)** Earned his first Pro Bowl nod after helping RB Ray Rice score a franchise-record 15 total TDs (12 rushing and 3 receiving) and rush for a career-high 1,364 yards, part of 1,996 rushing yards by the Ravens in 2011...Ray Rice led the NFL with 2,068 yards from scrimmage...Also helped protect QB Joe Flacco, helping him throw for 3,610 yards and 20 TDs
- Started at RG and helped RB Ray Rice rush for 191 yards and 2 TDs, including a career-long 70-yarder, in the 24-16 victory in the **season finale at Cin. (1/1/12)**...The win wrapped up the AFC North Division Championship and the Ravens' first-ever season sweep of the division
 - Started at RG and helped the Ravens rush for 290 yards (third most in franchise history), including a career-high 204 yards by RB Ray Rice (fourth most in franchise history), in the 24-10 victory in **game 12 at Cle. (12/4)**...Ravens racked up 448 total yards and 24 first downs
 - Started at RG and helped the Ravens gain 373 yards, including 104 yards and 2 TDs rushing Rice and 270 yards and 2 TDs passing by Flacco in **game 10 vs. Cin. (11/20)**
 - Started at RT (his 50th-career start) and helped the Ravens gain 356 yards, including a 92-yard game-winning TD drive with 8 seconds remaining, in the 23-20 win in **game 8 at Pit. (11/6)**...Ravens converted a franchise-record 14 of 21 third-down attempts (66.7%) against the Steelers
 - Started at RG and helped QB Joe Flacco establish career highs in completions (31) and attempts (51) for 336 yards in **game 7 vs. Ari. (10/30)**...Also helped pave the way for RB Ray Rice to rush for a career-high 3 TDs
 - Started at RG and helped the Ravens produce a franchise-record 553 total yards, including a career-high 389 passing yards and 3 TDs from QB Joe Flacco, in the 37-7 victory in **game 3 at STL (9/25)**
 - Helped protect QB Joe Flacco, allowing him to set then-postseason career highs with 482 yards (36-of-63 passing), 4 TDs and a 96.1 QB rating
 - Started at RG and helped protect Flacco, allowing him to complete 22 of 36 passes for a then-postseason franchise-record 306 yards, 2 TDs and 1 INT for a 95.4 QB rating in the **AFC Championship at NE (1/22/12)**...Ravens produced a then-postseason franchise-record 398 yards
- 2010: (16/16, 2/2)** Helped protect QB Joe Flacco, allowing him to complete 62.6% of his passes (306 of 489) for 3,622 passing yards, set career highs with 25 TDs and a 93.6 QB rating... Also helped the Ravens rush for 1,831 yards and 11 TDs... Yanda moved from RG to RT due to a season-ending injury to T Jared Gaither in training camp
- Started at RT and helped pave the way for the Ravens to rush for 208 yards and RB Ray Rice to produce a career-high 233 yards from scrimmage (153 rushing and 80 receiving) in the 30-24 victory in **game 14 vs. NO (12/19)**
 - Started at RT and helped protect QB Joe Flacco, allowing him time to complete 71% of his passes (25 of 35) for 289 yards and 2 TDs in the 17-10 win in **game 11 vs. TB (11/28)**... Flacco set a Ravens' franchise record with his 52nd- and 53rd-career TD passes
 - Started at RT and helped the Ravens rush for 233 yards, 4 TDs, and a franchise-record 17 first downs, in the 31-17 victory in **game 5 vs. Den. (10/10)**
 - Started at RT in both playoff games and helped the Ravens produce 516 total yards, including a team playoff-record 390 yards in the **Wild Card Game at KC (1/9/11)**
- 2009: (16/9, 2/2)** Helped the Ravens post 5,619 total yards (third-highest total in franchise history), including the then-Top 3 single-game yardage totals in team history (548 in game 13 vs. Det. - 12/13, 501 in game 1 vs. KC - 9/13 and 479 yards in game 3 vs. Cle. - 9/27)...Also helped the Ravens tie a then-franchise record for points (391 in 2003) and also set a record for most TDs scored (47)...Ravens tallied a team-record 22 rushing TDs...Protected QB Joe Flacco, allowing him to set then-career highs in attempts (499), completions (315), completion percentage (63.1), yards (3,613), TDs (21) and QB rating (88.9)...Helped pave the way for the Ravens to rush for 2,200 yards, including 1,339 yards (third-highest total in franchise history) by RB Ray Rice, who finished second in the NFL in yards from scrimmage (2,041) and became just the second player in franchise history (Jamal Lewis - 2,271 in 2003) to gain 2,000 yards from scrimmage
- Started at RG and helped pave the way for a then-franchise-record 548 total yards, including 230 passing and 308 rushing yards (second-most in franchise history) and a franchise-record 5 rushing TDs in the 48-3 victory in **game 13 vs. Det. (12/13)**
 - Saw action along the offensive line for the first time since Week 5 of the 2008 season in **game 1 vs. KC (9/13)**...Helped the Ravens rush for 198 yards rushing and protected Flacco, allowing him to throw for 307 yards and 3 TDs in the 38-24 win
 - Helped the Ravens rush for 321 yards (4.5 avg.) and 4 TDs in the playoffs...Also helped protect Flacco, with the Ravens only allowing 1 sack on 45 dropbacks
 - Started his first-career postseason game at RG and helped the Ravens rush for a postseason-franchise-record 234 yards and 4 TDs, including a postseason-franchise-record

73 MARSHAL YANDA

83-yard TD run (second-longest rush in NFL postseason history) by Rice on the first play from scrimmage, in the 33-14 victory in the **Wild Card Game at NE (1/10/10)**...O-line also did not allow a sack against the Patriots

2008: (5/5, 0/0) Started at RG and helped protect QB Joe Flacco, allowing him to set a then-career high with a 73.7 completion percentage (throwing for 241 yards), before Yanda left the game in the fourth quarter with a knee injury in **game 5 at Ind. (10/12)**...Placed on Injured Reserve on 10/14 due to a knee injury suffered at Indy

2007: (16/12) Was one of three rookies to start along the O-line (most in the NFL)...Protected Ravens QBs, allowing them time to complete a franchise-record 341 passes (61.2%) for 3,308 yards and helped open holes, allowing the Ravens to rush for 1,797 yards and 11 TDs

- Made his first-career NFL start at RT and helped protect Kyle Boller, who completed 65.7% of his passes, in the 20-13 win in **game 2 vs. NYJ (9/16)**...The O-line did not allow a sack against the Jets

COLLEGE: Started 25 games during his Iowa career, including four at LG, five at LT and 16 at RT...Yanda earned the team's Hawkeye Hustle Award for his performance in his first year at Iowa in 2005...Started the team's first four games at LG before

shifting to RT for the rest of the campaign...Was a third-team All-American choice by *The NFL Draft Report* in 2006 and earned second-team All-Big Ten honors from the league's coaches...Second-team All-Big Ten Conference selection by *The NFL Draft Report* and the league's coaches as a senior...Joined the team for spring practices after enrolling at Iowa in Feb. 2005...Attended North Iowa Area (Mason City, IA) Community College in his first two years (2003-04)...Earned All-Region honors in consecutive seasons and was an honorable mention All-American as a sophomore...Was an economics major.

HIGH SCHOOL, PERSONAL: Was a first-team All-Conference selection as a senior and junior at Anamosa (IA) HS...Served as team captain his senior season, earning three letters as a tackle and DT...Also lettered in track and field, tossing the discus and shot put, and lettered twice in basketball...In July 2013, Anamosa retired Marshal's number and named its weightroom in his honor...Full name: Marshal John Yanda.

COMMUNITY: Supports teammates and the Ravens' charitable activities throughout the year...In Nov. 2012, supported Haloti Ngata at his inaugural Ngata Family Foundation Luau and attended A Purple Evening, the team's annual women's event at M&T Bank Stadium.



2013 DRAFT CHOICES



Director of college scouting Joe Hortiz, head coach John Harbaugh, general manager Ozzie Newsome and assistant general manager Eric DeCosta welcome 2013 first-round draft choice Matt Elam to Baltimore.



ROUND	OVERALL	PLAYER	POS.	HT	WT	COLLEGE
1	32	Matt Elam	S	5-10	210	Florida
2	56	Arthur Brown	LB	6-0	235	Kansas State
3	94	Brandon Williams	DT	6-1	335	Missouri Southern St.
4a	129	John Simon	OLB	6-1	257	Ohio State
4b	130	Kyle Juszczyk	FB	6-1	245	Harvard
5	168	Rick Wagner	G/T	6-6	310	Wisconsin
6a	200	Kapron Lewis-Moore	DE	6-4	310	Notre Dame
6b	203	Ryan Jensen	C	6-4	318	Colorado State-Pueblo
7a	238	Aaron Mellette	WR	6-2	217	Elon
7b	247	Marc Anthony	CB	5-11	196	California



BALTIMORE
RAVENS

26

MATT ELAM
SAFETY | 5-10 | 210

COLLEGE: Florida **HS:** William T. Dwyer (West Palm Beach, FL)
BORN: 9/21/91, Palm Beach Gardens, FL
EXP. (NFL/RAVENS): Rookie

TRANSACTIONS

Matt Elam was selected by the Ravens in the first round (32nd overall) of the 2013 NFL Draft...Elected to forego his senior season at Florida to declare for the 2013 NFL Draft.

COLLEGE HONORS

- First-team All-American by the *Associated Press*, *The NFL Draft Report*, *The Sporting News*, *Sports Illustrated* and CBS Sports (2012)
- First-team All-Southeastern Conference by media and coaches (2012)
- Second-team All-American by the Walter Camp Foundation (2012)
- Semifinalist for Chuck Bednarik and Jim Thorpe Awards (2012)

COLLEGE CAREER

- Saw action in 39 games (26 starts) and finished his Gators career with 176 tackles (124 solo), 5 sacks (-20 yards), 24 TFL, 2 FFs, 1 FR, 13 PD and 6 INTs (returned for 91 yards)
- A team captain, he finished his final season at Florida with 76 tackles (58 solo), 2 sacks, 11 TFL, 5 PD and a team-high 4 INTs
- In 2012, Florida allowed 14.5 points and 287.5 yards per game, both marks ranking fifth best in the nation
- In 2012, Florida finished No. 2 in the nation with a 95.6 pass efficiency defense



2012: (13/13) Ranked second on the team with 76 tackles (58 solo), 2 sacks, 11 TFL, 5 PD and a team-leading 4 INTs... Became just the second safety in school history to be named first-team All-American by the *Associated Press*, *The NFL Draft Report*, *The Sporting News*, *Sports Illustrated* and CBS Sports...Also earned unanimous first-team All-Southeastern Conference honors and second-team All-American (the Walter Camp Foundation) honors

- Recorded a season-high 11 tackles, including a sack, in his final collegiate game against Louisville in the Sugar Bowl
- Led the team with 7 tackles and recorded his team-leading fourth INT of the season against Florida State
- Named the SEC co-Defensive Player of the Week after notching 7 solo tackles and recording a game-changing FF in the third quarter in the win over LSU
- Led the team with 10 tackles and added his first INT of the season against Tennessee

2011: (13/13) Established a career high with 78 tackles (50 solo), adding a team-leading 11 TFL, 2 sacks, 2 FFs, 7 PD and 2 INTs (returned for 18 yards)...Led a defense that ranked seventh in the nation in pass defense (166.9 ypg) and eighth in total defense (299.5 ypg)

- Made 6 tackles, including 2 TFL, and a sack in the Gator Bowl win over Ohio State
- Registered 8 tackles and a FF vs. Florida State
- Made first-career start, netting 4 tackles vs. Florida Atlantic

2010: (13/0) Was one of six true freshmen to play in all 13 games...Recorded 22 tackles (16 solo), including 2 TFL, 1 sack, 1 PD and 1 FR

- Totaled 3 tackles and a PD in the win at Vanderbilt
- Recorded his first-career sack at Alabama
- Posted 4 tackles from scrimmage and played on all special teams squads in the season opener vs. Miami


HIGH SCHOOL, PERSONAL: Five-star prospect who was rated the No. 1 safety and the No. 10-overall player in the nation according to *Scout.com* at William T. Dwyer (West Palm Beach, FL) HS...Selected as the Gatorade Player of the Year and named Mr. Football for the State of Florida as a senior in 2009...Selected to the 2009 EA Sports All-America first-team as an all-purpose player...Named a 2010 *Parade* High School All-American and No. 12 on the Top 150 Dream Team by *PrepStar Magazine*...Rushed for 1,883 yards and 27 TDs as a senior, including 918 yards and 13 TDs, leading Dwyer to a 14-1 record and the 4A State Title...Rushed for 187 yards and 4 TDs in the 2009 state title game...Selected as the Palm Beach County Player of the Year in 2008 and was a FSWA first-team All-State selection...Racked up over 200 tackles, including 38 TFL and 15 sacks, in his final two years at Dwyer...Also rushed for 435 yards with 4 TDs and had 758 receiving yards with 9 TDs as a junior...Older brother, Abram, has played for the Dolphins, Chiefs, Cowboys, Browns and Jets during his seven-year NFL career.

26 MATT ELAM

COLLEGE STATISTICS

Year	School	GP	GS	TACKLES			SACKS		INTERCEPTIONS					FUMBLES		
				TT	Solo	Asst.	No.	Yards	No.	Yards	LG	TD	PD	FF	FR	Yards
2010	Florida	13	0	22	16	6	1.0	1.0	0	0	0	0	1	0	1	0
2011	Florida	13	13	78	50	28	2.0	7.0	2	18	18	0	7	2	0	0
2012	Florida	13	13	76	58	18	2.0	12.0	4	73	42	0	5	0	0	0
Totals		39	26	176	124	52	5.0	20.0	6	91	42	0	13	2	1	0

Additional Stats: Rushed 1 time for 5 yards as a junior in 2012



BALTIMORE
RAVENS

59

ARTHUR BROWN
LINEBACKER | 6-0 | 235

COLLEGE: Kansas State HS: Wichita East (Wichita, KS)

BORN: 6/17/90, Wichita, KS

EXP. (NFL/RAVENS): Rookie

TRANSACTIONS

Arthur Brown was selected by the Ravens in the second round (56th overall) of the 2013 NFL Draft...The Ravens traded their 62nd (second round), 165th (fifth round) and 199th (sixth round) draft choices to Seattle in exchange for the 56th pick.

COLLEGE HONORS

- First-team All-American by *The NFL Draft Report* and Football Writers Association (2012)
- Second-team All-American by the *Associated Press* and Walter Camp Foundation (2012)
- Two-time first-team All-Big 12 from the *Associated Press* and conference coaches (2011-12)
- Big 12 Defensive Player of the Year by league coaches (2012)
- Bednarik Award (nation's top defender) semi-finalist (2011 and 2012)
- Lott IMPACT Trophy finalist (2012)
- Honorable mention All-American by *Sports Illustrated* (2011)
- Big 12 Defensive Newcomer of the Year (2011)

COLLEGE CAREER

- Started all 26 games in his two-year career at Kansas State, leading the team in tackles both seasons (2011-12) to finish with 201 career stops
- Two-time team captain at K-State who also posted 3 sacks, 16.5 TFL, 3 INTs, 6 PD and 1 FR for the Wildcats...Became the first Wildcat since Josh Buhl (2003) to record at least 100 tackles in consecutive seasons
- Originally appeared in 24 games at Miami (FL), finishing with 17 tackles (10 solo) and 1 FR before transferring to K-State



2012: (Kansas State – 13/13) Led the team, posting 100 total tackles (65 solo) to earn first-team All-Big 12 honors and multiple first-team All-American accolades...Selected as the conference's Defensive Player of the Year by its league coaches en route to an 11-2 overall record and Big 12 Championship title...Became first KSU player since Josh Buhl (2003) to record 100 tackles in back-to-back seasons...Also posted 4 PD, 2 INTs and 1 FR for a unit that ranked second

in the league and 20th nationally in run defense (126.8 ypg)

- Led the team with 10 tackles, 1 sack and 1 FR vs. Miami
- Earned Big 12 Defensive Player of the Week after recording 8 stops, including 2 TFL, as he became the first player in 2012 to intercept West Virginia QB Geno Smith after a then-NCAA record-setting 273-straight attempts without an INT
- Registered 5 tackles and his second INT of the year, which

59 ARTHUR BROWN

he returned 37 yards for his first-career TD, vs. Texas Tech

- Closed out his career by tallying 9 tackles, including 1 TFL, vs. Oregon in the Fiesta Bowl

2011: (Kansas State – 13/13) Recorded a team-leading 101 tackles, 2 sacks, 1 INT and 2 PD en route to earning first-team All-Big 12 honors and conference Defensive Newcomer of the Year...Finished eighth in the Big 12 in total tackles...Named the Midseason Defensive Player of the Year by *ESPN.com*

- Had 8 tackles, including 1.5 sacks, vs No. 15 Baylor... Recorded the first INT of the year on Heisman Trophy Winner Robert Griffin III, leading to K-State's game-winning FG
- Produced at least 5 tackles in each of the final nine games of the season, including a career-high-tying 12 vs. Iowa
- Produced 6 stops in the Cotton Bowl vs. Arkansas.

2010: (Kansas State – 0/0) Sat out the year under NCAA

transfer rules, joining the Wildcats after two seasons at the University of Miami (FL)

2009: (Miami – 13/0) Posted 13 tackles (8 solo) while seeing action as a reserve and on special teams...Also posted 1 FR

- Had 3 tackles at South Florida and 2 tackles vs. both Florida A&M and Central Florida

2008: (Miami – 11/0) Recorded 4 tackles (2 solo) as a freshman

HIGH SCHOOL, PERSONAL: Prepped at Wichita East (KS) HS where he posted 151 tackles, 10 sacks and 1 FR-TD as a senior...Selected as a *Parade* All-American, was named to *USA Today's* All-USA squad and was also an EA Sports All-American...Graduated with a degree in social sciences from Kansas State... Brother, Bryce, was a RB at K-State and now plays for the Philadelphia Eagles after being selected in the seventh round of the 2012 NFL Draft.

COLLEGE STATISTICS

Year	School	GP	GS	TACKLES			SACKS		INTERCEPTIONS					FUMBLES			
				TT	Solo	Asst.	No.	Yards	No.	Yards	LG	TD	PD	FF	FR	Yards	
2008	Miami (FL)	11	0	4	2	2	0.0	0.0	0	0	0	0	0	0	0	0	0
2009	Miami (FL)	13	0	13	8	5	0.0	0.0	0	0	0	0	0	0	1	0	
2010	Kansas State	--	--	--	--	--	--	--	OUT DUE TO NCAA TRANSFER RULES					--	--	--	
2011	Kansas State	13	13	101	57	44	2.0	6.0	1	10	10	0	2	0	0	0	
2012	Kansas State	13	13	100	65	35	1.0	8.0	2	37	37t	1	4	0	1	0	
Totals		50	26	218	132	86	3.0	14.0	3	47	37t	1	6	0	2	0	



BALTIMORE
RAVENS

98

BRANDON WILLIAMS

DEFENSIVE TACKLE | 6-1 | 335

COLLEGE: Missouri Southern State HS: Rockwood Summit (MO)

BORN: 2/21/89, St. Louis, MO

EXP. (NFL/RAVENS): Rookie

TRANSACTIONS

Brandon Williams was selected by the Ravens in the third round (94th overall) of the 2013 NFL Draft.

COLLEGE HONORS

- Three-time Division II first-team All-American (2010-12)
- Two-time All-Mid-America Intercollegiate Athletics Association and All-Region selection (2011-12)
- MIAA Defensive Player of the Year (2012)
- Regional (*Daktronics*) and National (*Beyond Sports Network & D2football.com*) Defensive Player of the Year (2012)

COLLEGE CAREER

- Finished his Lions career after appearing in 42 games (30 starts), recording 191 tackles (87 solo), 52.5 TFL (-238 yards), 27 sacks (-166 yards), 14 PD and 6 FFs
- His 27 career sacks are a Missouri Southern State school record, while his 52.5 career TFL are also a school best
- Started the final 27 contests of his career at defensive tackle
- Served as team captain as a senior in 2012

98 BRANDON WILLIAMS

2012: (11/11) Finished second on the team with a career-high 68 tackles (31 solo) and led the Lions with a career-best 5 FFs...Also led the team with 16.5 TFL (-58 yards) and 8.5 sacks (-39 yards) en route to earning MIAA Defensive Player of the Year and All-American honors...Became the school's all-time sacks leader after recording his 27th-career QB drop

- Recorded 9 tackles (3 solo), 3 TFL (-12 yards), 2 sacks (-8 yards), 1 FF and 1 PD in his final collegiate contest against Pittsburg State
- Had a season-high 11 tackles (6 solo), 3 TFL (-18 yards), 2 sacks (-17 yards) and 2 FFs en route to earning *BSN* National Defensive Player of the Week honors against Southwest Baptist
- Posted 5 tackles (2 solo), a half-sack and his first-career safety in the season opener at Central Oklahoma

2011: (9/9) Recorded 35 tackles (19 solo), 16 TFL (-78 yards), 8 sacks (-55 yards) and a career-high 5 PD helping him earn All-American, All-MIAA and All-Region first-team honors as a junior...His TFL and sack totals not only led the defensive unit, but also each finished tied for fourth on the school's single-season record list...Led the conference and finished 11th nationally after averaging 1.8 TFL per contest

- Posted 5 tackles (4 solo), 2.5 TFL (-11 yards), 1.5 sacks (-10 yards) and 1 PD against Truman State
- Set season-highs with 6 tackles (5 solo), 4.5 TFL (-25 yards) and 2 sacks (-18 yards) against Washburn

2010: (11/7) Was a consensus All-American selection after leading the team with a career-best 17 TFL (-90 yards) and 9

sacks (-63 yards), which ranked third on the school's single-season record list...Ranked fourth on the defense with 50 tackles (23 solo), adding 3 PD and 1 FF

- Recorded 5 tackles (4 solo) and set season highs with 4 TFL (-27 yards), 3 sacks (-18 yards) and 1 FF against Missouri Western
- Posted 6 tackles (3 solo), 2 TFL (-9 yards) and 2 sacks (-9 yards) at Pittsburg State

2009: Sat out the 2009 season with a medical redshirt

2008: (11/3) Played in every game as a true freshman, finishing eighth on the team with 38 tackles (14 solo), adding 3 TFL (-12 yards), 1.5 sacks (-9 yards) and 4 PD

- Set season highs in each of the final two contests by recording 9 tackles against both Truman and No. 3 Northwest Missouri State
- Recorded 1 solo tackle, 1 TFL (-2 yards) and 1 PD in his first collegiate contest vs. Harding

HIGH SCHOOL, PERSONAL: Attended Harmony Prep (Cincinnati, OH) in 2007 after first prepping at Rockwood Summit (Fenton, MO) HS, where he earned All-State and All-Suburban South Conference first-team honors as a team captain in 2006...Was also tabbed as the league's Defensive Player of the Year...Guided the team to a 9-3 finish after posting 99 tackles (54 solo), 7 sacks, 2 FRs and 1 INT as a DT...Also received first-team All-League honors in basketball and threw the discus with the track and field team...Majored in industrial engineering at Missouri Southern...Brandon has a son, Ryder, born in September 2012.

COLLEGE STATISTICS

Year	School	GP	GS	TACKLES			SACKS		INTERCEPTIONS				FUMBLES			
				TT	Solo	Asst.	No.	Yards	No.	Yards	LG	TD	PD	FF	FR	Yards
2008	MSSU	11	3	38	14	24	1.5	9	0	0	0	0	4	0	0	0
2009	MSSU	--	--	--	--	--	--	--	MEDICAL REDSHIRT				--	--	--	
2010	MSSU	11	7	50	23	27	9.0	63	0	0	0	0	3	1	0	0
2011	MSSU	9	9	35	19	16	8.0	55	0	0	0	0	5	0	0	0
2012	MSSU	11	11	68	31	37	8.5	39	0	0	0	0	2	5	0	0
Totals		42	30	191	87	104	27.0	166	0	0	0	0	14	6	0	0

Additional Statistic: Recorded a safety in 2012

DID YOU KNOW?

John Harbaugh is just the third head coach in NFL history (since 1970 merger) to guide his team to the playoffs in each of his first five seasons. The Ravens own a 9-4 playoff mark under Harbaugh.

CONSECUTIVE PLAYOFF BERTHS TO BEGIN A COACHING CAREER (Since 1970 Merger)

Coach (Team)	Berths	Seasons
Bill Cowher (Steelers)	6	1992-97
John Harbaugh (Ravens)	5	2008-12
Chuck Knox (L.A. Rams)	5	1973-77



BALTIMORE
RAVENS

47

JOHN SIMON

OUTSIDE LINEBACKER | 6-1 | 257

COLLEGE: Ohio State HS: Cardinal Mooney (Youngstown, OH)

BORN: 10/14/90, Youngstown, OH

EXP. (NFL/RAVENS): Rookie

TRANSACTIONS

John Simon was selected by the Ravens in the fourth round (129th overall) of the 2013 NFL Draft.

COLLEGE HONORS

- Big Ten Defensive Player of the Year (2012)
- First-team All-Big Ten by the media and coaches (2012)
- Second-team All-American by the Walter Camp Foundation (2012)
- Ohio State Team MVP (2012)
- Two-time third-team All-American by the *Associated Press* (2011-12)

COLLEGE CAREER

- Totaled 154 tackles (81 solo), 20.5 sacks, 10 PD, 3 FRs and 43 TFL
- Saw action in 50 games, including 37-consecutive starts
- Was just the eighth two-time (2011-12) team captain in Ohio State history
- Finished his career ranked seventh all time at Ohio State in sacks (20.5) and TFL (43)



2012: (11/11) Named Big Ten Defensive Player of the Year, second-team All-American by the Walter Camp Foundation, third-team All-American by the *Associated Press*, first-team All-Big Ten by the media and coaches and team MVP after leading the Big Ten with a career-high 9 sacks (-73 yards)... Added 44 tackles (22 solo), 14.5 TFL (second in the Big Ten) and a career-high 4 PD...Broke his 37-consecutive games started streak when he missed the season finale against Michigan (knee), as the Buckeyes finished with a 12-0 regular season and a No. 3 national ranking

- Named Big Ten Player of the Week after tying a school record with 5 TFL (-24 yards), including 2 sacks and a FF, against Nebraska
- Recorded a career-high 4 sacks (-36 yards - fourth-most yards lost for a game at Ohio State) against Wisconsin

2011: (13/13) Named third-team All-American by the *Associated Press* as he established career highs in tackles (53) and TFL (16 - seventh nationally), adding 7 sacks (fifth nationally) and 3 PD

- Netted a career-high 10 tackles against Indiana

• Posted 8 tackles, including 4 TFL (-16 yards), vs. Illinois
2010: (13/13) Named honorable mention Big Ten after posting 41 tackles (22 solo), 8.5 TFL, 3 sacks and 2 PD

- Produced a season-high 6 tackles against Wisconsin
- Recorded 2 tackles and a FR, which he returned 30 yards for a TD vs. Minnesota

2009: (13/0) Contributed 16 tackles, 4 TFL, 1.5 sacks and 1 PD, earning the coaches' First Year Defensive Player Award

- Recorded 2 solo tackles against New Mexico State
- Netted 2 solo tackles at Indiana

HIGH SCHOOL, PERSONAL: Prepped at Cardinal Mooney (Youngstown, OH) HS, where he was a two-time All-State honoree, helping the Cardinals to three state title games and a regional semifinals appearance...Was Ohio's Division IV and NE Ohio's Defensive Player of the Year as a senior when he had 148 tackles, 13 TFL, 11 sacks and 3 FFs...Played in the U.S. Army All-American game and was a member of the National Honor Society and a Cardinal Mooney Ambassador... Majored in sports & leisure studies at Ohio State.

COLLEGE STATISTICS

Year	School	GP	GS	TACKLES			SACKS		INTERCEPTIONS					FUMBLES		
				TT	Solo	Asst.	No.	Yards	No.	Yards	LG	TD	PD	FF	FR	Yards
2009	Ohio State	13	0	16	7	9	1.5	4.0	0	0	0	0	1	0	0	0
2010	Ohio State	13	13	41	22	19	3.0	20.0	0	0	0	0	2	0	1	30
2011	Ohio State	13	13	53	31	22	7.0	47.0	0	0	0	0	3	0	2	3
2012	Ohio State	11	11	44	22	22	9.0	73.0	0	0	0	0	4	0	0	0
Totals		50	37	154	81	73	20.5	144.0	0	0	0	0	10	0	3	33

Additional Stats: Returned a FR 30 yards for a TD as a sophomore in 2010



BALTIMORE
RAVENS

40

KYLE JUSZCZYK
FULLBACK | 6-1 | 245

COLLEGE: Harvard HS: Cloverleaf (Lodi, OH)
BORN: 4/23/91, Medina, OH
EXP. (NFL/RAVENS): Rookie

TRANSACTIONS

Kyle Juszczyk was selected by the Ravens in the fourth round (130th overall) of the 2013 NFL Draft.

COLLEGE HONORS

- First-team FCS All-American by *The NFL Draft Report*, *Associated Press*, *College Sports Journal*, *Beyond Sports Network* and *American Football Coaches Association* (2012)
- First-team All-New England by the *New England Football Writers Association* (2012)
- First-team All-ECAC New England (2012)
- Two-time first-team All-Ivy League (2011-12)
- Ivy League Offensive Player of the Year by *CollegeSportsMadness.com* (2012)
- Second-team All-American by *The NFL Draft Report* (2011)
- Honorable mention All-Ivy League (2010)

COLLEGE CAREER

- Appeared in all 40 games (24 starts) during his Harvard career, playing the conventional TE position his first two seasons and then slot receiver/H-back his final two years
- Set the school TE record and ranks sixth overall on Harvard's all-time receptions list with 125 catches for 1,576 yards (12.6 avg.)
- His 22 TD receptions rank third in Harvard annals and 12th best in Ivy League history



2012: (10/10) Earning numerous first-team All-American honors, he posted 52 receptions for 706 receiving yards (13.6 avg.) and 8 TDs, which tie for second in single-season Harvard history...Ranked fifth in the Ivy League by averaging 70.6 receiving yards per game and seventh with 5.2 receptions per contest, helping Harvard finish with an 8-2 overall record

- Scored an 8-yard TD and posted 5 receptions for 55 yards in a 69-0 win vs. Columbia
- Tallied 15 receptions against Princeton, the second most by a Harvard player in single-game school history...Also had 192 receiving yards, fourth all time in Crimson annals
- Had 2 catches for 79 yards, including a 59-yard TD, at Bucknell
- Totaled 5 catches for 54 yards, including an 8-yard score in the 28-13 season-opening win vs. San Diego

2011: (10/10) Led all Ivy League TEs and Harvard receivers with 37 catches, compiling 512 yards (13.8 avg.) and a team-high-tying 7 TDs...Helped the Crimson produce a 9-1 record, winning nine-straight games to close out the season and produce the school's seventh outright Ivy League football title

- Received Ivy League Honor Roll recognition vs. Yale after catching 7 passes for 107 yards, including a 60-yard TD
- Named to the Ivy League Honor Roll after catching 7 passes for 118 yards and 2 TDs vs. Columbia
- Totaled 5 catches for 80 yards and 1 TD at Cornell

- Had 5 receptions for 32 yards, including 1 TD, and rushed once for 14 yards at Holy Cross

2010: (10/4) Earned honorable mention All-Ivy League honors after finishing second on the team with 25 receptions for 234 yards (9.4 avg.) and a team-high 4 TDs

- Named an Ivy League Honor Roll choice after registering 6 catches for 81 yards and 2 TDs, including a 26-yard score, at Princeton

2009: (10/0) Posted 11 catches for 124 yards (11.3 avg.) and 3 TDs...Added 7 tackles (3 solo) on special teams

- Produced a team-best 5 catches for 42 yards and 1 TD at Columbia

HIGH SCHOOL, PERSONAL: Prepped at Cloverleaf (Lodi, OH) HS where he played LB, RB, WR and QB...Was a two-time captain who earned first-team All-Suburban League and All-Medina County honors during his junior and senior campaigns...Played TE as a junior and QB, RB, WR and LB as a senior, when he led the team in both receiving and rushing yards in 2008...Earned a total of six varsity letters, also playing basketball and track...Was a National Honor Society member who received Ohio Math League recognition...Was an economics major at Harvard...Great uncle, Rich "Dickie" Moore was a DT at Villanova before being selected by Green Bay with the 12th pick in the first round of the 1969 NFL Draft...
Name is pronounced YOOZ-check.

40 KYLE JUSZCZYK

COLLEGE STATISTICS

Year	Team	GP	GS	RECEIVING					RUSHING				
				No.	Yards	Avg.	LG	TD	No.	Yards	Avg.	LG	TD
2009	Harvard	10	0	11	124	11.3	31t	3	0	0	0.0	0	0
2010	Harvard	10	4	25	234	9.4	26t	4	0	0	0.0	0	0
2011	Harvard	10	10	37	512	13.8	60t	7	1	14	14.0	14	0
2012	Harvard	10	10	52	706	13.6	59t	8	2	5	2.5	3	0
Totals		40	24	125	1,576	12.6	60t	22	3	19	6.3	14	0



BALTIMORE
RAVENS

71

RICK WAGNER

GUARD/TACKLE | 6-6 | 310

COLLEGE: Wisconsin HS: Nathan Hale (WI)

BORN: 10/21/89, West Allis, WI

EXP. (NFL/RAVENS): Rookie

TRANSACTIONS

Rick Wagner was selected by the Ravens in the fifth round (168th overall) of the 2013 NFL Draft.

COLLEGE HONORS

- First-team All-Big Ten and Academic All-Big Ten (2012)
- Second-team All-American by *CBS Sports* and third-team All-American by *Phil Steele* (2012)
- Honorable mention All-American by *Sports Illustrated* and Midseason All-American by *The Sporting News* (2012)
- Tom Wiesner Award (outstanding team loyalty, hard work, spirit and dedication) (2012)
- Consensus honorable mention All-Big Ten (2010-11)

COLLEGE CAREER

- Appeared in 51 games with the Badgers, including 37 starts (27 at LT and 10 at RT), missing three games in his career
- Appeared on the watch list for the 2012 Outland Trophy, given to the nation's top collegiate interior lineman
- Served as team captain as a senior in 2012



2012: (13/13) Earned first-team All-Big Ten and Academic All-Big Ten honors, as well as several All-American nods after starting 13 games at LT as a senior...Was also recognized with the Tom Wiesner Award, presented to a Wisconsin-born player who exhibits the qualities of loyalty, hard work, spirit and dedication...Had a career-high 72 knockdowns and recorded 15 TD-resulting blocks...Helped the Badgers rank 13th nationally averaging 236.4 rushing yards per contest...Blocked for an offense that posted 38 rushing TDs and averaged 5.2 yards per carry, led by RB Montee Ball who amassed 1,830 rushing yards and 22 TDs...Helped pave the way for Ball, who recorded 10 100-yard games and two 200-yard outputs...RB James White added 840 rushing yards and 12 TDs behind the offensive line

- Missed games against Minnesota and Michigan State

after suffering a knee injury in the prior game

- Helped allow Ball to post a season-high 247 rushing yards and 3 ground scores on 29 carries at Purdue

2011: (14/14) Named All-Big Ten honorable mention after starting all 14 games at LT...Registered 67 knockdowns and 11 TD-resulting blocks...Helped Wisconsin rank fourth nationally and lead the conference in scoring offense (44.6 points per game)...Blocked for a Badgers' rushing attack that led the league and ranked 10th nationally in rushing yards per game (237.4) and 15th nationally in total offense (466.9 ypg)...Helped block for RB Montee Ball, who finished first in the nation with 1,923 rushing yards and set a Big Ten record with 33 rushing TDs

- Ball posted 10 100-yard rushing performances, including a season-high 224 yards and 2 TDs, at Illinois

71 RICK WAGNER

- Ball recorded 4 rushing TDs a piece vs. Nebraska and Penn State
- Made his first-career start at LT in the season opener against UNLV

2010: (12/10) Was an All-Big Ten honorable mention honoree who stepped into the starting lineup and started 10 of the last 11 games at RT...Totaled 51 knockdowns and 8 TD-resulting blocks...The Badgers finished 18th in the country after allowing just 14 sacks on the season...Helped Wisconsin rank 21st in total offense (445.2 ypg) and fifth-nationally in scoring (41.5 ppg)...Also finished 12th in the country in rushing (245.7 ypg)...Paved the way for RBs John White and John Clay, who each amassed 1,000-yard rushing seasons, and Montee Ball, who finished with 996 ground yards...The trio accounted for 46 rushing TDs

- Named Wisconsin's Player of the Week against Minnesota after helping block for a group that rushed for over 200 yards and had 5 rushing TDs

2009: (12/0) Appeared in each of Wisconsin's final 12 contests as a backup to LT Gabe Carimi, a first-round draft pick (Chicago) in 2011

2008: (0/0) Redshirted as a true freshman

HIGH SCHOOL, PERSONAL: Prepped at Nathan Hale (West Allis, WI) HS, where he earned second-team All-Conference and honorable mention All-State honors by the *Community News* as a junior TE...Rated the ninth-best player and No. 1-ranked TE in Wisconsin by the *Wisconsin Sports Network*... Totaled 39 receptions for 900 yards and 6 TDs...Also lettered in basketball...Graduated with a degree in consumer affairs at Wisconsin.



BALTIMORE
RAVENS

67

KAPRON LEWIS-MOORE

DEFENSIVE END | 6-4 | 310

COLLEGE: Notre Dame HS: Weatherford, (TX)

BORN: 1/24/90, Weatherford, TX

EXP. (NFL/RAVENS): Rookie

TRANSACTIONS

Kapron Lewis-Moore was selected with the Ravens' first pick in the sixth round (200th overall) of the 2013 NFL Draft.

COLLEGE HONORS

- Notre Dame A-Team Award for outstanding leadership (2012)
- Bronko Nagurski Trophy watch list (2012)

COLLEGE CAREER

- Started 42 of 45 games during his career, producing 180 total tackles (79 solo), 22 TFL, 12 sacks, 5 FFs, 3 FRs and 3 PD
- Team captain his senior season when the Irish produced a 12-1 overall record and made an appearance in the BCS National Championship Game
- Totaled a career-high 6 sacks and 8.5 TFL in 2012, as part of 40 total tackles on the season...Left January's BCS Title Game after tearing the ACL in his right knee
- Helped lead a Notre Dame unit that ranked No. 2 in the nation in scoring defense (12.8 ppg) in 2012



2012: (13/13) Helped Notre Dame produce the nation's No. 2 scoring defense (12.8 ppg), posting 40 tackles, including 8.5 TFL and 6 sacks (third best on the team in both categories)... Irish allowed the country's seventh-fewest yards per game (305.5 ypg), earning a 12-1 record and an appearance in the BCS National Championship Game vs. Alabama

- Left the BCS Title Game against Alabama after tearing the ACL in his right knee
- Totaled 5 tackles and 1 FF in the season finale against USC to help secure the 22-13 win
- Registered 5 tackles and picked up a half-sack in the victory over No. 17 Stanford
- Tallied 5 tackles, including 1 sack, in the win over BYU

67 KAPRON LEWIS-MOORE

• Posted 3 tackles, including a career-best 1.5 sacks, in the victory over Pittsburgh

2011: (7/7) Tallied 32 tackles, including 4 TFL and 1.5 sacks, before sustaining a season-ending knee injury...Posted 4-or-more tackles in six of his seven games

- Produced 6 tackles vs. USC before leaving the game with a knee injury that ended his season
- Recorded 4 stops, 1 FF and 1 PD at Michigan
- Had a season-best 7 tackles, including 1.5 TFL and a half-sack, vs. South Florida

2010: (13/13) Was one of 11 players (and only defensive player) to start every game for the Irish...Totaled 62 tackles, ranking fifth on the team but first among D-linemen, also totaling 680 snaps on defense, the most of any Irish lineman

- Posted a career-high 10 tackles, including 3 solo stops, against Navy
- Collected 6 tackles (3 solo) against Michigan
- Registered 4 tackles and a sack (-14 yards) in the season-opening victory over Purdue

2009: (12/9) Led the Irish D-line and ranked sixth on the team with 46 tackles...Tallied the second-most TFL (7) on the team, while his 2.5 sacks ranked third...Added 1 FF and 1 FR

- Registered 6 tackles against Boston College
- Tallied 7 tackles, including 2 TFL and his first-career sack, against Washington
- Tallied 4 solo stops at Purdue, including his first-career TFL
- Made his first-career start against Michigan State and responded with 4 tackles and 1 FF

2008: (0/0) Did not see any game action, as he redshirted his true freshman season

HIGH SCHOOL, PERSONAL: Prepped at Weatherford (TX) HS, where he was named a *SuperPrep* All-American and the 41st-best defensive line prospect in the country as a senior... Also named to the Fabulous 55 team by the *Austin American-Statesman* for top players in Texas...Also played basketball and track and field...Graduated from Notre Dame's Mendoza College of Business and earned a degree in marketing...In 2012, he was enrolled in a graduate studies program at ND...
First name is pronounced CAP-rin.

COLLEGE STATISTICS

Year	School	GP	GS	TACKLES			SACKS		INTERCEPTIONS					FUMBLES		
				TT	Solo	Asst.	No.	Yards	No.	Yards	LG	TD	PD	FF	FR	Yards
2008	Notre Dame	--	--	--	--	--	--	--	REDSHIRTED FRESHMAN SEASON					--	--	--
2009	Notre Dame	12	9	46	26	20	2.5	12.0	0	0	0	0	0	1	1	0
2010	Notre Dame	13	13	62	20	42	2.0	19.0	0	0	0	0	1	1	1	0
2011	Notre Dame	7	7	32	16	16	1.5	7.0	0	0	0	0	2	1	1	0
2012	Notre Dame	13	13	40	17	23	6.0	41.0	0	0	0	0	0	2	0	0
Totals		45	42	180	79	101	12.0	79.0	0	0	0	0	3	5	3	0



S Matt Elam



LB Arthur Brown



DT Brandon Williams



BALTIMORE
RAVENS

77

RYAN JENSEN
CENTER | 6-4 | 318

COLLEGE: Colorado State - Pueblo **HS:** Fort Morgan (CO)
BORN: 5/27/91, Fort Morgan, CO
EXP. (NFL/RAVENS): Rookie

TRANSACTIONS

Ryan Jensen was selected by the Ravens in the sixth round (203rd overall) of the 2013 NFL Draft...Jensen was the first of two Ravens' picks in the sixth round (DE Kapron Lewis-Moore, 200th overall).

COLLEGE HONORS

- Second-team Division II All-American by *Don Hansen's Football Gazette* (2011)
- First-team All-Super Region 3 by *Don Hansen's Football Gazette* (2011)
- First-team All-Rocky Mountain Athletic Conference (2011)
- Second-team All-Rocky Mountain Athletic Conference (2010)
- Second-team All-Colorado by National Football Foundation (2010)

COLLEGE CAREER

- Played 46-consecutive games (including 44-consecutive starts) for the Thunderwolves in four seasons



2012: (13/13) Started all 13 games, helping Colorado State-Pueblo to a 12-1 record and berth in the NCAA Division II quarterfinals...Helped the Thunderwolves average 35.8 points and 442.2 yards per game...Paved the way for the offense to rush for 204.0 yards per game...Helped guide RB J.B. Mathews, who carried the ball 225 times for 1,176 yards and 13 TDs

2011: (11/11) Earned second-team All-American and first-team All-Super Region 3 honors by *Don Hansen's Football Gazette* and first-team All-Rocky Mountain Athletic Conference honors as a junior...Was also nominated for the Gene Upshaw Award (Best Division II lineman) as he started all 11 games for the second-consecutive season...Helped pave the way for RB Jesse Lewis to earn All-Region honors

2010: (11/11) Named second-team All-Rocky Mountain

Athletic Conference and second-team All-Colorado by the National Football Foundation after he started all 11 games, helping the Thunderwolves rush for 2,326 yards, ranking 16th best in the nation

2009: (11/9) Was an immediate starter as a true freshman... Played LT and helped the Thunderwolves improve from a bottom-10 rushing unit in 2008 to the nation's 14th-best rushing attack in 2009

HIGH SCHOOL, PERSONAL: Prepped at Fort Morgan (CO) HS, earning first-team All-State honors as a senior...Also named All-Conference, helping Fort Morgan to a Colorado 3A State Championship berth...Posted 86 tackles and 12 sacks along the defensive line as a senior...Also played baseball...Has an older brother, Seth, who played football at the University of Nebraska.




LB John Simon



FB Kyle Juszczyk



G/T Rick Wagner



BALTIMORE
RAVENS

13

AARON MELLETTTE
WIDE RECEIVER | 6-2 | 217

COLLEGE: Elon **HS:** Southern Lee (Sanford, NC)
BORN: 12/28/89, Sanford, NC
EXP. (NFL/RAVENS): Rookie

TRANSACTIONS

Aaron Mellette was selected by the Ravens in the seventh round (238th overall) of the 2013 NFL Draft.

COLLEGE HONORS

- First-team All-American by the *Associated Press*, Walter Camp Football Foundation, *College Sporting News*, *Phil Steele* and *College Sports Journal* (2011-12)
- First-team All-Southern Conference by both coaches and media (2011-12)
- First-team All-American selection by *College Sports Madness* (2011)

COLLEGE CAREER

- Appeared in 45 games during his career at Elon, totaling 304 receptions for 4,254 yards and 44 TDs
- Nominated for the 2012 Walter Payton Award, which is presented annually to the top player in the FCS
- First Elon player to compete in the Senior Bowl
- Led the Southern Conference and ranked second nationally in both receptions (8.8) and receiving yards (127.1) per game
- Holds the record for most receiving yards (1,639) in a season (2011) for both Elon and the Southern Conference



2012: (11/11) All-Southern Conference selection after catching 97 passes for 1,398 receiving yards...Ended the season with a league-leading 108 points and 18 receiving TDs...Tied for the second-most TDs (18) ever in a single season in SoCon history...Led the Southern Conference and ranked second nationally during the regular season in both receptions (8.8) and 127.1 receiving yards per game...Recorded 100 receiving yards in eight of Elon's 11 contests

- Posted a six-game span in which he caught at least 2 TDs
- Led the Phoenix with 5 grabs for 154 yards and 3 TDs in a 42-31 win over Western Carolina
- Matched a career high with 237 receiving yards and posted 3 TDs against Appalachian State

2011: (11/11) Holds the record for most receiving yards (1,639) in a season for both Elon and the Southern Conference...Led the FCS in both receiving yards per game (149.0) and receptions per game (10.3)...Finished the season with 113 receptions for 1,639 yards and 12 TDs...Eclipsed the 200-yard receiving mark twice and 100-yard mark nine times

- Caught 14 passes for 236 yards and 1 TD vs. No. 8 Appalachian State
- Began the season catching 11 receptions for 180 yards and 1 TD at Vanderbilt
- Led the team with 8 catches for 144 yards and 2 TDs in a win over No. 17 Furman
- Pulled in 16 receptions, tying a career high with 237 yards, and 1 TD in a win at North Carolina Central

2010: (11/10) Ranked third nationally in receptions (7.8) per game and sixth in the nation in receiving yards (100.0) per outing...Led the team with 1,100 receiving yards on 86 catches, producing 12 TDs...Had six 100-yard games

- Capped off the season with a win over Western Carolina, nabbing 9 receptions for 153 receiving yards and 2 TDs
- Registered 9 catches for 127 yards and 3 TDs at No. 1 Appalachian State
- Was named the College Football Performance Awards WR of the Week at No. 9 Richmond after setting an Elon record with 18 grabs for 195 yards and 2 TDs

2009:(12/2) Saw time in all 12 games as a redshirt freshman, catching 8 passes for 117 yards and 2 TDs

- Hauled in his first-career reception in the season-opening win over Davidson for a 36-yard TD

2008: (0/0) Redshirted as a true freshman


HIGH SCHOOL, PERSONAL: Prepped at Southern Lee (Sanford, NC) HS, where he contributed to a pair of playoff berths, including a second-round appearance in 2007...Two-time first-team All-Conference pick...Two-time offensive-team MVP...Posted 1,900 receiving yards and 29 TDs in his final two prep seasons...Collected 800 yards and 5 TDs as a return specialist...Started playing football his sophomore year after concentrating mostly on basketball...Majored in sport and event management at Elon...**Last name is pronounced muh-LETT.**

13 AARON MELLETTTE

COLLEGE STATISTICS

Year	School	GP	GS	RECEIVING					RUSHING				
				No.	Yards	Avg.	LG	TD	No.	Yards	Avg.	LG	TD
2009	Elon	12	2	8	117	14.6	36	2	0	0	0	0	0
2010	Elon	11	10	86	1,100	12.8	67	12	0	0	0	0	0
2011	Elon	11	11	113	1,639	14.5	65	12	9	40	3.7	12	0
2012	Elon	11	11	97	1,398	14.5	59	18	4	-36	-9.0	7	0
Totals		45	34	304	4,254	14.1	67	44	13	4	-2.6	12	0

Additional Statistics: Had 8 KOR for 168 yards



BALTIMORE
RAVENS

36

MARC ANTHONY
CORNERBACK | 5-11 | 196

COLLEGE: California HS: Chandler (AZ)

BORN: 11/14/89, Chandler, AZ

EXP. (NFL/RAVENS): Rookie

TRANSACTIONS

Marc Anthony was selected by the Ravens in the seventh round (247th overall) of the 2013 NFL Draft.

COLLEGE HONORS

- Named to the national watch lists for the Jim Thorpe Award and Jack Tatum Trophy, which are given national to the nation's top defensive back (2012)

COLLEGE CAREER

- Finished his California career playing in 41 games (32 starts), tallying 138 tackles, 13 TFL (-28 yards), 5 INTs (returned for 96 yards and 1 TD), 21 PD and 2 FFs



2012: (11/10) Recorded career highs of 52 tackles and 7.5 TFL (-18 yards)...Tied a career-high with 2 INTs returned for a career-high 64 yards and 1 TD, adding 3 PD and 1 FF...Earned two College Football Performance Awards for honorable mention DB Performance of the Week following his contributions during games vs. Nevada and Stanford... Third-team preseason All-Pac-12 choice

- Forced 2 turnovers (1 INT, 1 FF), 6 tackles, 1 TFL (-1 yard) and 1 PD against No. 22 Stanford
- Posted a career-best 13 tackles vs. USC
- Returned a career-long 61-yard INT return for a TD in a win against Southern Utah
- Opened the season with 6 tackles and a career-high 3 TFL (career-high -9 yards) against Nevada

2011: (11/11) Started 11 games and finished with a career-high and team-leading 12 PD, tying for seventh on the school's all-time single-season list...Tallied 38 tackles and 5 TFL (-9

yards)...Had at least 1 PD in seven of the last eight games, including five in a row...Had 1 TFL in three-straight contests

- Recorded 5 tackles in both the season opener and the season finale
- Returned his only INT of the season 14 yards at Arizona State, while posting 4 tackles and 1 TFL (-2 yards)
- Registered a season-high 6 tackles and 1 PD at UCLA

2010: (11/11) Tallied 48 tackles (seventh on the team), 0.5 TFL (-1 yard), a team-high 2 INTs for 18 yards, 6 PD and 1 FF... Posted 1 PD in six different games

- Led the team with 10 tackles at Oregon State
- Returned first-career INT 18 yards in a win against Arizona State
- Registered his first-career FF and TFL (-1 yard) at Nevada

2009: (8/0) Saw action in eight games, seeing time on special teams and from scrimmage as a reserve

36 MARC ANTHONY

2008: (0/0) Redshirted as a true freshman

HIGH SCHOOL, PERSONAL: Prepped at Chandler (AZ) HS, where he was a four-star recruit by *Rivals*...*Rivals* also ranked him as the No. 14 CB prospect in the country and the fourth-best overall prospect in Arizona...Selected to the All-Far West team by *SuperPrep*...Voted a first-team All-State

selection...Posted 77 tackles, 1 sack and 4 INTs in 2007... Played in the Offense-Defense All-American Bowl following his senior campaign...Named second-team All-Region as a junior in 2006 after tallying 58 tackles and 5 INTs...Graduated in December 2012 with a bachelor's degree in African American studies.

COLLEGE STATISTICS

Year	School	GP	GS	TACKLES			SACKS		INTERCEPTIONS				FUMBLES			
				TT	Solo	Asst.	No.	Yards	No.	Yards	LG	TD	PD	FF	FR	Yards
2009	California	8	0	0	0	0	0	0	0	0	0	0	0	0	0	0
2010	California	11	11	48	32	16	0	0	2	18	0	0	6	1	0	0
2011	California	11	11	38	30	8	0	0	1	14	0	0	12	0	0	0
2012	California	11	10	52	35	17	0	0	2	64	0	0	3	1	0	0
Totals		41	32	138	97	41	0	0	5	96	0	0	21	2	0	0



DE Kapron Lewis-Moore



C Ryan Jensen




WR Aaron Mellette



CB Marc Anthony

2013 FIRST-YEAR PLAYERS



BALTIMORE
RAVENS

49

D.J. BRYANT

LINEBACKER | 6-3 | 248

COLLEGE: James Madison HS: Randallstown (MD)

BORN: 3/3/89, Baltimore, MD


EXP. (NFL/RAVENS): 1/1 GP/GS (PLAYOFFS): 0/0 (0/0)

TRANSACTIONS: D.J. Bryant was signed to a Reserve/Future contract with the Ravens on 2/6/13...Signed to the Ravens' practice squad on 12/12/12...Released by the New York Jets on 12/4/12 after being signed to the practice squad on 11/5/12...Waived by Indianapolis on 10/18/12 after being signed to the practice squad on 10/9/12...Released by Tampa Bay on 10/2/12 after being signed to the practice squad on 9/18/12...Waived by Houston on 8/31/12 after originally signing as a rookie free agent on 5/14/12.

2012: (with Houston, Tampa Bay, Indianapolis, New York Jets and Baltimore – 0/0, 0/0) Spent two regular season and four postseason games on the Ravens' practice squad...Became a member of the Jets' practice squad for four regular season games after being signed by the team on 11/5...Was on the Colts' practice squad for one regular season game after signing with the team on 10/9...Was a member of the Buccaneers' practice squad for two regular season games after being signed on 9/18...Started the 2012 campaign by spending four preseason games with the Texans.

COLLEGE: Appeared in 41 games, making 27 starts at DE...Recorded 118 total tackles, 12.5 sacks, 1 INT and 1 FR during his four-year tenure...Named first-team All-CAA as a defensive lineman his senior season and accumulated 43 tackles, 12 TFL, 5.5 sacks, 2 PD and 1 FR...Posted a career-high 8 tackles and 1.5 TFL in the 2011 home opener...Had 1 sack in the season finale at Massachusetts...As a junior in 2010, played in 11 games, starting six, to earn his third letter...Played a large role in the defense with 34 tackles, 8 TFL (-41 yards) and tied a team-high with 2.5 sacks...Returned a blocked punt for a TD against William and Mary...Played in all 11 games and started nine contests during the 2009 season...Finished with 32 tackles, 6.5 TFL, 4.5 sacks and 1 INT...Recorded tackles in all 11 contests and at least 0.5 TFL in eight games...Appeared in six games and contributed 9 tackles (3 solo) during his first season in 2008...Majored in kinesiology with a sports management concentration.

HIGH SCHOOL, PERSONAL: Prepped at Randallstown (MD) HS where he was a three-year starter and two-time All-County DE and WR...Also earned All-Metro honors in basketball and was on three state title teams.



BALTIMORE
RAVENS

42

NIGEL CARR

LINEBACKER | 6-2 | 240

COLLEGE: Alabama State HS: First Coast (Jacksonville, FL)

BORN: 1/22/90, Jacksonville, FL

EXP. (NFL/RAVENS): 1/1 GP/GS (PLAYOFFS): 0/0 (0/0)

TRANSACTIONS: Nigel Carr was signed to the Ravens' practice squad on 10/17/12...Waived by Baltimore on 8/31/12...Originally signed as a rookie free agent with the Ravens on 5/14/12.

2012: (with Baltimore – 0/0, 0/0) Spent most of the season on the Ravens' practice squad

COLLEGE: Played his final two seasons of collegiate ball (2010-11) at Alabama State after transferring from Florida State...Saw action in 16 career games with the Hornets, posting 73 tackles (40 solo), 9.5 TFL (-46 yards), 3 sacks (-23 yards), 4 QB hurries, 1 INT and 1 FF...Played in seven games as a senior, producing 44 tackles and helping ASU post a 7-2 Southwestern Athletic Conference record and go 8-3 overall...Helped lead ASU to the SWAC Eastern Division Championship in 2010, marking its first division title since 2004 and third in eight years...In nine games that season, Carr tallied 44 tackles (29 solo), 5 TFL (-29

2013 FIRST-YEAR PLAYERS

yards), 3 sacks (-23 yards), 1 INT and 3 QB hurries...The Hornets finished in the Top 15 nationally in several FBS defensive categories, including takeaways (fourth), pass efficiency defense (fifth), interceptions (tied for fifth), fumble recoveries (tied for eighth) and scoring defense (12th...As a sophomore in 2009 at Florida State, he played in all 13 games, including his first-career start in the Seminoles' road victory at North Carolina...Established a single-season, career-high 26 tackles, which ranked fourth among FSU linebackers...Posted a single-game career-high 6 tackles in the season opener against Miami... Collected his first-career FR against Georgia Tech...As a true freshman in 2008, he played in 11 of 13 games and recorded 4 tackles...Saw most of his action on FSU special teams...Logged his first-ever solo tackle against Wisconsin in the Champs Sports Bowl...Earned the Seminoles' Defensive Leadership Award in the spring of 2009...Majored in communication studies at Alabama State

HIGH SCHOOL, PERSONAL: Prepped at First Coast (Jacksonville, FL) HS, where he earned first-team 4A All-State honors as a senior as well as Under Armour All-American accolades...Finished his prep career with 399 tackles, including 133 as a senior.



BALTIMORE
RAVENS

79

JACK CORNELL
GUARD/TACKLE | 6-6 | 320

COLLEGE: Illinois **HS:** Quincy Notre Dame (Quincy, IL)
BORN: 6/4/89, Quincy, IL
EXP. (NFL/RAVENS): 1/1 **GP/GS (PLAYOFFS):** 0/0 (0/0)

TRANSACTIONS: Jack Cornell was signed to the Ravens' practice squad on 9/1/12...Waived by Baltimore on 8/31/12... Originally signed with the Ravens as a rookie free agent on 5/10/12...

2012: (with Baltimore – 0/0, 0/0) Spent the entire season on the Ravens' practice squad.

COLLEGE: Played in 29 career games at Illinois, making 19 starts...Was named a team captain as a senior in 2011, when he also was the recipient of the team's Red Grange Award for dedication...Started all 13 games at strong-side guard, helping the Illini produce two rushers (Nathan Scheelhaase and Jason Ford) with at least 600 rushing yards and All-Big Ten WR A.J. Jenkins tally 90 catches for 1,276 yards and 8 TDs...Helped Illinois to 518 total yards of offense, including 308 rushing yards, in the win over Indiana...Aided the Illini to 296 rushing yards and 463 total yards of offense against Western Michigan...Played in all 13 games at both guard and tackle as a junior, making six starts at guard...Helped pave the way for the top rushing offense in the Big Ten and the 11th-best in the nation (246.1 ypg)...The Illini broke school records for points in a season (423) and points per game (32.5), in addition to producing the fourth-most total yards (5,162) and second-most rushing yards (3,199) in school history...Aided the Illini offense in recording 559 yards of total offense, including a season-high 519 rushing, in the win over Northwestern...Made his first-career start at guard against Ohio State...As a sophomore in 2009, played in one game, logging 11 offensive snaps against Illinois State...Played in two games as a redshirt freshman in 2008...Redshirted his true freshman season in 2007...Graduated with his bachelor's degree in communications and is also pursuing a second degree in agricultural and consumer economics.

HIGH SCHOOL, PERSONAL: Prepped at Quincy Notre Dame (Quincy, IL) HS, where he was a two-time IHSA and *Chicago Tribune* All-State tackle as a junior and senior...Earned 2006 Max Emfinger All-American honors and was rated a Top-100 recruit in the Midwest by *SuperPrep*...Also garnered All-State honors by the *Champaign News-Gazette* as a junior and senior...Earned three letters in football and four in wrestling.

DID YOU KNOW?

In their 21 total playoff games, the Ravens have only allowed 192.5 passing yards and 96.3 rushing yards per contest. Baltimore's 288.8 net yards allowed per game since 2000 rank as the NFL's third-best mark during that span (minimum five games), behind only the Tampa Bay Buccaneers (259.6 ypg) and Tennessee Titans (278.0 ypg).

2013 FIRST-YEAR PLAYERS



BALTIMORE
RAVENS

60

ANTOINE McCLAIN

GUARD | 6-5 | 336

COLLEGE: Clemson HS: Anniston (AL)

BORN: 12/6/89, Anniston, AL


EXP. (NFL/RAVENS): 1/1 GP/GS (PLAYOFFS): 0/0 (0/0)

TRANSACTIONS: Antoine McClain was signed to the Ravens' practice squad on 9/1/12...Waived by Baltimore on 8/31/12...Originally signed with the Ravens as a rookie free agent on 5/10/12.

2012: (with Baltimore – 0/0) Spent the entire season on the Ravens' practice squad.

COLLEGE: Played in 54 games over four seasons at Clemson, making 41 starts and playing 2,438 snaps...Started every game from the beginning of the 2009 season through 2011, the only member of the team to do so...Started all 11 games at RG in 2011, helping the Tigers win the Atlantic Coast Conference Championship and earning a spot in the Orange Bowl...Played 921 snaps for the Tigers, registering 35 knockdown blocks in 2011...Helped pave the way for RB Andre Ellington to earn second-team All-ACC honors after rushing for 1,178 yards (eighth-most in school history) on 223 carries and 11 TDs...Helped lead Clemson's rushing attack that averaged 158.5 rushing yards per game, ranking fifth in the ACC...Ellington's 90.6 rushing yards per game were 10th-most in school history...Allowed QB Tajh Boyd to pace the Tigers' offense and finish first in the ACC with 282.29 passing yards per game...Played 704 snaps, making 13 starts as a junior...Was named to the third-team All-ACC by Phil Steele after making a team-high 69 knockdown blocks...Blocked for the RB duo of Jamie Harper (760 yards) and Andre Ellington (686 yards), both of whom sparked the Tigers' offense, which averaged 139.0 yards per game...Led the team in knockdowns (14) at Auburn, the eventual National Champion...QB Kyle Parker threw for 220 yards and 2 TDs against Auburn, while Ellington rushed for 140 yards and 1 TD...Helped pave the way for Ellington to rush for 166 yards and 2 TDs in the team's 27-13 win over Georgia Tech...Won the Strength Training Award for offensive linemen during the spring practices...Part of an offensive line that blocked for ACC Player of the Year RB C.J. Spiller in 2009...Spiller was also a Doak Walker Award finalist, rushing for 1,212 yards and 12 TDs on the season, including an all-time ACC record 2,680 all-purpose yards...Saw action in 13 games as a true freshman on special teams and along the offensive line...Was a member of the ACC Academic Honor Roll from 2010-11...Winner of Clemson's 2010 Vickery Hall Award for his work in the classroom...Majored in sociology at Clemson.

HIGH SCHOOL, PERSONAL: Prepped at Anniston (AL) HS...Ranked as the No. 78 player in the nation and No. 6 offensive tackle by *ESPN.com* as a senior...*Rivals.com* ranked him as the No. 13 offensive tackle prospect and No. 7 player in Alabama...Earned ASWA first-team All-State honors as a senior...Played in the ESPN/Under Armour All-American game.



BALTIMORE
RAVENS

61

DAVID MIMS

TACKLE | 6-8 | 350

COLLEGE: Virginia Union HS: South Mecklenburg (Charlotte, NC)

BORN: 5/18/88, Charlotte, NC

EXP. (NFL/RAVENS): 1/1 GP/GS (PLAYOFFS): 0/0 (0/0)

TRANSACTIONS: David Mims was signed to a Reserve/Future contract with the Ravens on 1/3/13...Signed to the Chiefs' practice squad on 9/1/12...Waived by Kansas City on 8/31/12...Signed to the Chiefs' active roster on 11/29/11...Signed to Kansas City's practice squad on 9/4/11...Waived by the Chiefs on 9/3/11...Originally signed with Kansas City as an undrafted free agent on 7/27/11.

2012: (with Kansas City – 0/0, 0/0) Spent the entire season on the Chiefs' practice squad

2013 FIRST-YEAR PLAYERS

2011: (with Kansas City – 0/0, 0/0) Was promoted to the active roster for the final five games after spending the majority of the season on Kansas City's practice squad...Was a game-day inactive for final five contests

COLLEGE: Was a four-year letterman at Virginia Union, starting all 42 career games...Earned All-Central Intercollegiate Athletic Association honors all four seasons and was a two-time All-America selection...Chosen as a team captain his junior and senior seasons...Started 10 games at LT as a senior in 2010...Named an All-America selection and earned All-CIAA accolades...Helped pave the way for RB Jere Washington to amass 850 rushing yards and 9 TDs on the season...Started 10 games in 2009 as a junior, helping the Panthers rank first in the conference in rushing offense (192.4 ypg)...Earned All-America and first-team All-CIAA honors...Started all 10 games at LT as a sophomore in 2008, earning All-Conference honors...Helped protect QB Lamar Little, allowing him to throw for 1,277 yards and 14 TDs...Started 12 games in 2007 as a freshman and was named an All-Conference selection.

HIGH SCHOOL, PERSONAL: Prepped at South Mecklenburg (Charlotte, NC) HS.



BALTIMORE
RAVENS

6

MARCUS RIVERS
WIDE RECEIVER | 6-3 | 218

COLLEGE: Buffalo **HS:** Lackawanna (NY)

BORN: 8/2/89, Lackawanna, NY

EXP. (NFL/RAVENS): 1/1 **GP/GS (PLAYOFFS):** 0/0 (0/0)

TRANSACTIONS: Marcus Rivers signed with the Ravens as a free agent on 6/4/13...Waived by Green Bay on 6/1/12...Originally signed as a rookie free agent by Green Bay on 5/11/12.

2012: (with Green Bay, CFL – 0/0, 0/0) Attended offseason workouts with the Packers before being waived prior to the start of training camp...Also spent time with the CFL's Calgary Stampeders and Edmonton Eskimos.

COLLEGE: Appeared in 49 games in four years at Buffalo, recording 117 receptions for 1,351 yards and 8 TDs...Named to the 2011 All Mid-American Conference second team...Finished second on the team with 60 catches for 615 yards and 2 TDs as a senior in 2011...Led the team by catching 50 passes for 690 yards and 5 TDs as a junior in 2010...Posted a career-high 10 catches for 155 yards and 1 TD in the season opener against Rhode Island...Recorded the team's longest reception of the season, hauling in an 81-yard TD grab against Northern Illinois...Appeared in all 12 games as a sophomore in 2009, recording 5 catches for 35 yards and 1 TD...Played in 13 games as a redshirt freshman in 2008...Redshirted as a true freshman at Buffalo in 2007...Majored in sociology.

HIGH SCHOOL, PERSONAL: Prepped at Lackawanna (NY) HS, where he was an All-Western New York selection at DB as a senior...Led Lackawanna with 17 catches for 239 yards and 2 TDs during his senior campaign...Also played basketball and was named to the *Buffalo News* All-Western New York Boys Basketball first team.

DID YOU KNOW?

In 21 playoff games, the Ravens' "D" has forced 40 INTs, including 28 thefts in their last 15 postseason contests. Baltimore's 40 INTs rank as the most in NFL postseason play since 2000, while the 679 INT return yards also stand first.

NFL POSTSEASON INTs LEADERS (Since 2000)

Rk.	Team	INTs	Yards	TDs	Games
1.	Baltimore Ravens	40	679	5	21
2.	New England Patriots	29	454	5	24
3.	Indianapolis Colts	21	289	1	19

2013 FIRST-YEAR PLAYERS



BALTIMORE
RAVENS

48

ALEX SILVESTRO

TIGHT END | 6-3 | 260

COLLEGE: Rutgers HS: Paulsboro (NJ)

BORN: 11/15/88, Gibbstown, NJ

EXP. (NFL/RAVENS): 1/1 GP/GS (PLAYOFFS): 1/0 (0/0)

TRANSACTIONS: Alex Silvestro was signed by Baltimore to the practice squad on 11/7/12 after being released from the Patriots' practice squad on 10/31/12...Originally signed by New England as an undrafted free agent on 7/27/11.

2012: (with Baltimore/New England – 0/0) Spent the second part of the season on the Ravens' practice squad after being signed on 11/7...Waived from the Patriots' practice squad on 10/31.

2011: (with New England – 1/0) Spent the majority of the season on the team's practice squad...Was activated to the 53-man roster and saw his first NFL action as a DE in **game 15 vs. Mia. (12/24)**, registering 2 assisted tackles...Was active but did not play in **Super Bowl XLVI vs. NYG (2/5/12)**.

COLLEGE: A four-year letterman at Rutgers, Silvestro appeared in 49 career games, starting 41...Finished his career with 152 tackles, including 34.5 TFL and 9.5 sacks...Earned second-team All-Big East honors by *Phil Steele* as a junior in 2009...Started all 12 games as a senior in 2010, recording a career-high 56 tackles, 14.5 TFL and 5.5 sacks...Started all 13 contests as a junior in 2009, posting 42 tackles, 12 TFL and 2 sacks...Recorded 4 FRs, tied for the nation's most...Was one of two defensive linemen to start all 13 games as a sophomore in 2008...Finished the season with 41 tackles, including 2 sacks...Had 4 tackles and recorded his first-career sack at Cincinnati...Played in 11 games (three starts) as a true freshman in 2008, posting 13 tackles.

HIGH SCHOOL, PERSONAL: Prepped at Paulsboro (NJ) HS, where he was named the *Philadelphia Inquirer's* South Jersey Athlete of the Year as a senior after posting 93 tackles (61 solo), 10 sacks, 12 TFL, 2 FRs and 8 PD while helping lead the team to a 10-2 record and the Group I State Championship for the second-straight year...Rated the 25th-best overall prospect in New Jersey by *Rivals.com*...Was a three-year starter at LB and also served as the Red Raiders' starting TE and punter...Named *Star-Ledger* second-team All-State and *Associated Press* third-team All-State...Was a two-time first-team All-Conference, All-Area and All-South Jersey selection by the *Philadelphia Inquirer*...Helped lead the Red Raiders to a combined 30-6 record during his three years as a varsity starter...Totaled 85 tackles and 5 sacks as a junior...Was also a standout wrestler, finishing sixth and fourth in the state as a sophomore and junior, respectively...Captured the state title at 215 pounds as a senior...Was one of nine members of the 2007 recruiting class invited to play in the NY/NJ High School All-Star Classic at Rutgers Stadium.

M&T BANK STADIUM FIRSTS

M&T Bank Stadium opened for the 1998 season, and the Ravens played their first game on Sept. 6 versus the Steelers.

EVENT	OPPONENT	DATE	SCORE
First Win	Cincinnati Bengals	9/27/98	31-24, Ravens
First Loss	Pittsburgh Steelers	9/6/98	20-13, Steelers
First Passing TD (Jermaine Lewis from Eric Zeier, 64 Yards - fourth Quarter)	Pittsburgh Steelers	9/6/98	20-13, Steelers
First Rushing TD (Priest Holmes, 3-Yard run - first Quarter)	Cincinnati Bengals	9/27/98	31-24, Ravens
First Interception (Duane Starks - second quarter)	Pittsburgh Steelers	9/6/98	20-13, Steelers
1st Field Goal (Matt Stover, 41 yards - first quarter)	Pittsburgh Steelers	9/6/98	20-13, Steelers
1st Blocked Punt (Ed Reed - second quarter: Den. 16-yard line - Led to a Jamal Lewis TD three plays later)	Denver Broncos	9/30/02	34-23, Ravens

2013 ROOKIE FREE AGENTS



BALTIMORE
RAVENS

14

MARLON BROWN
WIDE RECEIVER | 6-5 | 205

COLLEGE: Georgia **HS:** Harding Academy (Memphis, TN)
BORN: 4/22/91, Memphis, TN
EXP. (NFL/RAVENS): Rookie

Marlon Brown signed with the Ravens as a rookie free agent on 5/14/13...Appeared in 40 career games (11 starts) with the Bulldogs, recording 55 receptions for 851 yards and 8 TDs...Was a two-year recipient of the Crosswy-Mackey Families Football Scholarship (2011-12) and two-year honoree of the Vickie and Leon Farmer Football Scholarship (2009-10)...Registered four-career 100-yard receiving contests...Played in eight contests (six starts) as a senior in 2012, hauling in 27 receptions for 469 yards and 4 TDs (all career-highs)...Led the Bulldogs with 113 receiving yards and 1 TD vs. Ole Miss before suffering a season-ending knee injury...Recorded a career-best 8 catches for 106 yards and a career-high-tying 2 TDs at Missouri...Appeared in 12 games (five starts) as a junior in 2011, recording 15 catches for 234 yards and 3 TDs...Had 2 receptions for 22 yards and 1 TD vs. Kentucky...Led the team with a career-high 121 yards on 4 receptions and hauled in a career-best 2 TDs, including a 75-yard TD grab, at Vanderbilt...Earned Georgia's Most Improved Player Award for offense as a sophomore in 2010, playing in 12 games and recording 11 receptions for 133 yards and 1 TD...Hauled in his first-career TD on an eight-yard pass at Colorado...Played in eight games as a true freshman in 2009, recording 2 catches for 15 yards...Majored in psychology at Georgia...Prepped at the Harding Academy (Memphis, TN), where he became the first Memphis private-schooler to be named a *Parade* All-American in 2009...Also earned *USA Today* All-USA second-team honors...Was tabbed the No. 2 WR by *Scout.com*, was No. 3 by *ESPN.com* and No. 5 nationally by *Rivals.com*...Recorded 1,785 all-purpose yards with 19 TDs in 2008, including 338 yards and 4 TDs in the state championship game...Was named Tennessee's Mr. Football in 2008, as well as *Tennessee Sports Writers Association* Division 2-A All-State (2007-08) and *Atlanta Journal-Constitution* Super Southern 100...Hauled in 41 passes for 861 yards and 6 TDs, while rushing for 629 yards and 10 TDs in 2007...Also played basketball at Harding, where he was named 2008 *Tennessee Sports Writers Association* Division 2-A All-State.



BALTIMORE
RAVENS

18

RASHAAD CARTER
WIDE RECEIVER | 6-3 | 205

COLLEGE: Tusculum **HS:** Stephenson (Stone Mountain, GA)
BORN: 10/18/89, Atlanta, GA
EXP. (NFL/RAVENS): Rookie

Rashaad Carter signed with the Ravens as a rookie free agent on 5/13/13 after being away from football during the 2012 season...Earned All-South Atlantic second-team and Daktronics NCAA Division II All-Region first-team honors in 2011...Played in 42 games (20 starts) during his four-year career, recording 210 receptions for 2,928 yards and 23 TDs...Holds the school record for career receiving yards (2,928)...Started 11 games in 2011, posting 70 receptions for 1,056 yards and 8 TDs...Scored a season-high 2 TDs in a win at Lenoir-Rhyne...Had a season-high 143 receiving yards and 1 TD at Carson-Newman...Tied the record for single-season TD receptions (9) in school history during his junior season...Posted 1,004 receiving yards on 81 receptions, also tallying 100 receiving yards on five occasions and 100 all-purpose yards in eight games...Recorded a TD in nine of 11 contests, including his last four games...Finished the 2009 season with 35 catches for 510 yards and 3 TDs, after posting a reception in all 10 games...Grabbed 6 receptions for 88 yards at No. 14 Carson-Newman...Saw action in 10 contests during his rookie season, recording 24 receptions for 358 yards and 3 TDs...Tallied 3 receptions for 148 yards, including a 64-yard TD, at Lenoir-Rhyne...First collegiate TD came on a 22-yard catch in the season opener vs. Charleston...Majored in film and broadcasting at Tusculum...Attended Stephenson (Stone Mountain, GA) HS where he lettered twice in football and basketball...Was named All-County, All-Region and Offensive Player of the Year as a quarterback in 2006...Was a member of two region championship teams (2006-07).





BALTIMORE
RAVENS

48

BRANDON COPELAND
LINEBACKER | 6-3 | 260

COLLEGE: Penn **HS:** Gilman School (Baltimore, MD)
BORN: 7/2/91, Sykesville, MD
EXP. (NFL/RAVENS): Rookie

Brandon Copeland signed with the Ravens as a rookie free agent on 5/3/13...Three-time Ivy League Champion, he finished his collegiate tenure playing in 39 games (30-straight starts), tallying 160 tackles (90 solo), 11 sacks (-70 yards), 26.5 TFL, 1 INT, 4 PD, 2 FFs, 2 FRs, 1 blocked kick, 1 safety and 1 TD...Earned first-team All-Ivy League three times (2010-12)...Capped off his collegiate career in 2012, earning first-team All-Ivy League by tallying 51 tackles (26 solo)...Led the team and finished seventh in the league with 5 sacks (-23 yards) and recorded 8.5 TFL, ranking second on the team...Placed third in the league with 2 FRs...Posted 5-or-more tackles during six contests, with a season-high 8 tackles against William & Mary and Columbia...In a win over Columbia, he blocked his first FG...Was awarded Ivy League Co-Defensive Player of the Week honors and NCAA National Defensive Player of the Week following his performance in a win against Harvard, where he helped clinch the Ivy League with his first safety and a career-high 2 sacks...During his junior season in 2011, he earned first-team All-Ivy and *Lindy's* second-team All-America...In 10 starts, Copeland recorded 51 tackles (31 solo), ranking second on the team...Also ranked fourth on the team with 6 TFL and 2 sacks as a junior...Scored his first TD against Dartmouth when returning a fumble to win the game...Collected a season-high 9 tackles on two occasions...Helped lead the Quakers to a 9-1 overall record as a sophomore in 2010 by starting all 10 games and finishing with first-team All-Ivy League honors...Had at least 1 tackle in every game, tallying 45 tackles (27 solo), placing fifth on the team...Ended up fifth in the league with a team-high 10 TFL and also posted 3 sacks (-22 yards)...Had his first INT in a win at Yale...In an OT victory over Dartmouth, he collected a season-best 9 tackles...Posted 8 tackles in a win during the title-clinching game against Harvard...Saw action in the final nine games of the season as a freshman...Collected 13 tackles (6 solo), 2 TFL, 1 FR and 1 sack (-9 yards)...Collected his first-career sack in a win against Yale...Majored in management with a specialization in entrepreneurship...Prepped at Gilman School (Baltimore, MD), where he was a three-sport athlete in football, basketball and track...Was awarded the 2008 National Football Foundation Scholar Athlete of the Year award and was a 2008 Academic All-State team honoree...Participated in Maryland Crab Bowl and the Baltimore Touchdown Club All-Star games in 2008...Was a member of the 2006 MIAAA Conference championship squad...Nominated for the Army All-American game and earned All-Baltimore City honors...Grandfather Roy Hilton played 11 years in the NFL (Atlanta Falcons, NY Giants and Baltimore Colts) and appeared in Super Bowl III and Super Bowl V.



BALTIMORE
RAVENS

69

JORDAN DEVEY
TACKLE | 6-6 | 317

COLLEGE: Memphis **HS:** American Fork (UT)
BORN: 1/11/88, American Fork, UT
EXP. (NFL/RAVENS): Rookie

Jordan Devey signed with the Ravens as a rookie free agent on 5/3/13...Started all 24 games of his two-year career with the Tigers, playing on every snap, which included 1,558 plays...Started and appeared in both guard and tackle positions on both sides of the offensive line throughout his career...Started at LG for the East team at the 2013 East-West Shrine Game...Started all 12 games (10 at LT and two at LG) with Memphis as a senior in 2012, serving as a member of head coach Justin Fuente's Leadership Council...Named second-team All-Conference USA and earned the Tigers' DeAngelo Williams Most Valuable Player Award...Also selected to *Phil Steele's* Postseason All-Conference USA second team...Started the first five games of the season at LT...Played in three different positions (LT, LG and RG) in victories over Rice and UAB...Appeared in more than 70 plays four times during the season, including a season-high 84 plays against Marshall...Blocked for a ground game that averaged 151.8 yards per contest and scored 18 rushing TDs...Scored the only TD of his career after recovering a RB Jai Steib fumble in the end zone at Marshall...Started all 12 games (five at RT, one at RG and six at LT) as a junior in 2011 after transferring to Memphis from Snow College (Ephraim, UT)...Played in all 786 snaps of the season, appearing in 60 or more snaps in eight contests...Played a career-high 87 snaps in his first collegiate start against Mississippi State...Played for two seasons (2009-10) at Snow College...Transitioned to LT in 2010 and was named the team's Offensive Player of the

2013 ROOKIE FREE AGENTS

Year, while earning All-Region and All-Conference honors...Recorded 37 "pancake" blocks and did not allow a sack that season, while the offense averaged more than 40 points per game...Also blocked for two QBs that each surpassed the 1,200-yard mark and helped the Snow Badgers' RBs record 10 100-yard performances en route to a 10-2 record and a victory in the Top of the Mountains Bowl...Started every game at LG during his freshman campaign in 2009...Majored in accounting...Attended American Fork (UT) HS, where he did not play football after suffering from Osgood-Schlatter Disease in junior high...Participated in baseball for the Cavemen...Turned down several music scholarships after performing as a tuba player in the high school band in order to serve a two-year LDS church mission in Costa Rica...**Last name pronounced: DEH-vee.**



BALTIMORE
RAVENS

85

MATT FURSTENBURG

TIGHT END | 6-3 | 244

COLLEGE: Maryland HS: Hunterdon Central Regional (Flemington, NJ)

BORN: 6/19/89, Flemington, NJ

EXP. (NFL/RAVENS): Rookie

Matt Furstenburg signed with the Ravens as a rookie free agent on 5/3/13...Appeared in 51 career games (35 starts) with the Terrapins, recording 60 receptions for 769 yards and 5 TDs...Was a three-year starter at TE, excelling not only in the receiving game but as a blocker...Named first-team All-Atlantic Coast Conference by *Athlon*, *Blue Ribbon*, *Lindy's* and *Phil Steele*... Played in 12 contests (11 starts) as a senior in 2012, posting 16 receptions for 206 yards and 2 TDs...Recorded a season-high 4 receptions for 65 yards at West Virginia...Hauled in 2 catches for 29 yards and 1 TD in the season finale at North Carolina... Appeared in and started all 12 contests as a junior in 2011, when he recorded 31 of his 60 career receptions and was named to the John Mackey Award midseason watch list...Finished the campaign fourth on the team with 31 catches for 348 yards and 2 TDs...Was third among TEs in the ACC in receptions (2.6 per game) and receiving yards (29.0 ypg)...Had a career-high 7 receptions for 70 yards against West Virginia, the most catches by a Terrapin's TE since 2008 (Joey Haynos - 8)...Had a career-best 104 receiving yards on 5 receptions with a career-high 2 TDs, including a season-long 40-yard TD grab, against Clemson...It marked the most single-game receiving yards by a Maryland TE since 2005 (Vernon Davis - 108)...Played in all 13 games (11 starts) as a sophomore in 2010, hauling in 12 receptions for 206 yards and 1 TD...Averaged a team-best 17.2 yards per catch...Had 3 receptions for 48 yards and his first-career TD against Morgan State...Set season highs with 5 catches for 98 yards against Clemson, including a career-long 53-yard reception...Appeared in 11 games (one start) as a redshirt freshman in 2009, recording 1 catch for 9 yards...Also saw action on special teams...Started the season opener against California...Caught his first-career pass for 9 yards against Rutgers...Played in two contests as a freshman in 2008 on special teams and did not play the remainder of the season after suffering an ankle injury...Attended The Hun School (Princeton, NJ) in 2007 prior to enrolling at Maryland, where he helped lead the Raiders to a 9-0 record, the team's first undefeated season since 1991...Earned a degree in family science from Maryland...Prepped at Hunterdon Central Regional (Flemington, NJ) HS...Was named a four-star recruit by *Scout.com*...Earned All-State and All-County honors as a senior in 2006 after recording 28 catches for 400 yards and 4 TDs...Also produced 76 tackles and 8 sacks on defense, helping the Red Devils to a 9-3 finish en route to the 2006 State Championship...Also lettered in lacrosse, earning All-State and honorable mention All-America selections and helping lead the Red Devils to three-consecutive state titles (2005-07).

AT HOME UNDER HARBAUGH

15.1

Points per game Baltimore has permitted at home since 2008, the NFL's second-best mark (Pit. is first at 14.9 ppg)

1,071-605

Ratio the Ravens have outscored opponents at home since 2008, limiting foes to 15.1 points per game. In their 33 wins during this span, the margin of victory has been 14.1 ppg.



BALTIMORE
RAVENS

64

ROGERS GAINES

TACKLE | 6-6 | 329

COLLEGE: Tennessee State HS: White House (TN)

BORN: 10/28/89, Nashville, TN

EXP. (NFL/RAVENS): Rookie

Rogers Gaines signed with the Ravens as a rookie free agent on 5/3/13...Played in 30 games (18 starts) during his four-year career along the Tigers' O-line...Started eight games as a senior in 2012, earning a first-team All-Ohio Valley Conference honors as well as *Associated Press* first-team and *The Sports Network* second-team All-American accolades...Gaines did not allow a sack on the season and graded out at 93.6 percent...Was part of an O-line that finished fourth in the OVC in rushing (175.7 ypg)...Helped block for RB Trabis Ward, who rushed for a conference-best 1,422 yards and 15 TDs...Ward set season-highs with 267 rushing yards and 4 TDs in the win at Southeast Missouri...Earned a starting role as a junior in 2011, playing in 11 games (10 starts) along the O-line...Named second-team All-OVC after grading out between 86-90 percent in each contest...Led the Tigers O-line by averaging 6 "pancake" blocks per game...Helped pave the way for Ward, who had a team-high 978 rushing yards and 11 TDs...O-line helped block for an offense that produced 342 rushing yards and 2 TDs in the season-opening win against Southern...Appeared in eight games as a reserve during his sophomore campaign in 2010...Tigers finished second in the OVC averaging 190.0 rushing yards per contest, led by the tandem of Dante Thomas' (793 rushing yards and 6 TDs) and Preston Brown (760 rushing yards and 6 TDs)...Played in three contests as a redshirt freshman in 2009 after redshirting as a true freshman in 2008...Majored in human performance and sports science...Prepped at White House (TN) HS, where he was named to both All-Regional and All-State teams...Was a finalist for Mr. Football as a 3A lineman.



BALTIMORE
RAVENS

3

OMARIUS HINES

WIDE RECEIVER | 6-0 | 208

COLLEGE: Florida HS: Corsicana (TX)

BORN: 12/18/89, Corsicana, TX

EXP. (NFL/RAVENS): Rookie

Omarius Hines signed with the Ravens as a rookie free agent on 5/3/13...Appeared in 51 career games (nine starts) at Florida, posting 64 receptions for 801 yards and 4 TDs...Had 323 rushing yards on 31 carries (10.1 avg.) and 4 TDs, marking the third-most rushing yards in school history by a WR (trailing only Percy Harvin - 1,852 yards and Wes Chandler - 356 yards)...As a senior in 2012, he recorded 242 receiving yards on 20 catches and 159 yards on 20 carries, scoring 2 rushing TDs...His 159 rushing yards rank as the fifth-most by a receiver in UF single-season history...Caught a career-long 52-yard pass from QB Jeff Driskel against Kentucky...Totaled multiple receptions in each of the last four games, posting 11 catches for 120 yards...Saw action in all but one game during his junior campaign (2011), totaling 7 receptions for 106 yards on the year...Led the team in receiving yards when he recorded 2 catches for 40 yards in the 24-17 victory over Ohio State in the 2012 Gator Bowl...Appeared in all 13 games (seven starts) his sophomore season (2010), ranking sixth on the team with 20 receptions for 281 yards (14.1 avg.)...Gained 152 rushing yards on 12 carries (12.7 avg.), adding 2 rushing TDs...Had at least 1 reception in 10 of 13 games...Tied his career high in receptions (4) against Georgia, totaling 50 yards in the game...Led the team in rushing against Mississippi State, posting 6 rushes for 58 yards and 1 TD, including a 31-yard rush in the fourth quarter...Rushing TD against MSU marked the first rushing score of his career and third-overall TD...Recorded his first-career start against South Florida, tallying 2 catches for 6 yards...Scored his second-career TD and Florida's first score of the 2010 campaign against Miami (OH) University in the season opener...As a redshirt freshman in 2009, finished sixth on the team in receptions (14) and receiving yards (172)...Had 4 catches for 50 yards and scored the first TD of his career on a 20-yard pass against Florida International...Redshirted his true freshman season at UF in 2008...Graduated with an anthropology degree from Florida...Prepped at Corsicana (TX) HS, where he earned honorable mention Texas Class 4A All-State honors as a senior...Registered 824 yards and 13 TDs on 38 receptions, averaging over 21 yards per catch...Also rushed for 330 yards and 6 TDs...Caught 62 passes for 1,280 yards and 23 TDs as a junior...Earned first-team All-State and All-District honors as a junior...Also played basketball and ran cross country for Corsicana.



BALTIMORE
RAVENS

69

CODY LARSEN
DEFENSIVE TACKLE | 6-4 | 300

COLLEGE: Southern Utah HS: Jordan (Sandy, UT)
BORN: 12/31/87, Draper, UT
EXP. (NFL/RAVENS): Rookie

Cody Larsen signed with the Ravens as a rookie free agent on 5/20/13...Appeared in 44 career games (42 starts) at Southern Utah, compiling 130 tackles (72 solo), 18.5 sacks, 30.5 TFL, 4 FFs, 3 FRs and 1 INT...Started all 11 games during his senior season, recording 48 tackles (23 solo), 6.5 sacks, 3 FFs, 2 FRs and a team-high 14 TFL en route to earning FCS All-America first-team honors from *The Sports Network*, second-team honors from the *Associated Press* and a member of the *Fabulous-50* by the *College Sporting News*...Also received All-American honorable mention accolades from the *College Sports Journal*...Registered a career-high 11 tackles and added 1 sack in a win at Montana...Played in all 11 games (10 starts) during the 2011 season, posting 26 tackles (13 solo), 6 sacks, 7.5 TFL, 1 INT, 1 FF, 1 FR and 1 blocked kick to earn first-team All-Great West Conference honors...Garnered GWC Defensive Player of the Week honors after tallying 1.5 sacks (-5 yards) and 5 tackles in the season-ending game at Northern Arizona...Contributed a season-high 6 tackles, a season-high 2 sacks (-8 yards) and 1 FR at UNLV...Started all 11 games of the 2010 campaign, recording 29 tackles (25 solo), 6.5 TFL and 4 sacks at DT...Earned first-team All-GWC honors from the media and second-team mention from its coaches...Produced a season-best 6 tackles and added 1 sack (-7 yards) and 2 TFL (-10 yards) en route to a win against San Diego...Posted 27 tackles (11 solo), 2.5 TFL and 2 sacks in 11 games (11 starts) during the 2009 season...Tallied 6 tackles and a half sack (-5 yards) in a win over South Dakota...Majored in business management at Southern Utah...Prepped at Jordan (Sandy, UT) HS, where he lettered in football and basketball...Earned All-State honors his junior and senior seasons...Helped lead the team to a region title his senior year...Served an LDS Church mission in the state of New York.



BALTIMORE
RAVENS

34

MOE LEE
CORNERBACK | 6-1 | 191

COLLEGE: Utah HS: Coral Gables (FL)
BORN: 8/10/89, Miami, FL
EXP. (NFL/RAVENS): Rookie

Moe Lee signed with the Ravens as a rookie free agent on 5/13/13...In 25 career games (nine starts) at Utah, he compiled 64 total tackles, 12 PD and 4 INTs...Played in all 12 games (six starts) during his senior season, producing 35 tackles (21 solo), 1 INT, a team-high 6 PD and 1 FR (returned 47 yards for a TD)...Had a season-high 6 tackles in the 49-6 victory over Washington State...Posted 5 tackles at UCLA and produced an INT in the season-ending win at Colorado...As a junior in 2011, after making the switch from WR to CB, he played in 13 games (three starts), posting 29 tackles and 6 PD...Tied for eighth in the Pac-12 in INTs (3), including 2 picks against Washington State, the second coming in OT to set up Utah's game-winning FG...Had 4 tackles and 2 PD against Pitt, while he returned an INT 30 yards against Oregon State...Registered 3 tackles and 1 PD against Georgia Tech in the Sun Bowl...Redshirted during the 2010 campaign, his first at Utah...Prior to joining the Utes, he attended Palomar (San Marcos, CA) Community College, where he tallied 91 receptions for 1,644 yards and 20 TDs over a two-season span at WR...Earned first-team All-Region 3 honors in 2009, posting a team-high 60 catches for 919 yards (15.3 avg.) and 7 TDs...Majored in sociology at Utah...Prepped at Coral Gables (FL) HS, where he earned second-team All-County honors at WR as a senior...Full name is Martavious Lee.

DID YOU KNOW?

The Ravens produced a 71.4% red zone TD during the 2012 postseason, scoring TDs on 10 of 14 trips inside the 20. At one point, Baltimore scored a TD on 10-straight trips inside the red zone.



BALTIMORE
RAVENS

64

WILL PERICAK
DEFENSIVE END | 6-3 | 300

COLLEGE: Colorado HS: Boulder (CO)

BORN: 12/30/89, Boulder, CO


EXP. (NFL/RAVENS): Rookie

Will Pericak signed with the Ravens as a rookie free agent on 5/3/13...Started all 49 games of his Colorado career, setting a school record and a defensive record...Became the ninth defensive lineman to record 200-or-more tackles at Colorado by posting 207 stops (125 solo)...Also collected 19 TFL (-87 yards), 7.5 sacks (-46 yards), 4 FRs, 5 FFs and 8 PD...Posted 3 career blocked kicks...Was one of four captains and was voted an honorable mention All-Pac 12 performer as a senior in 2012... In 563 snaps from scrimmage, made stops on 8 third-down attempts, including 2 on fourth down...Accumulated 62 tackles (38 solo), 6 pressures, 4 PD, 6 TFL (-33 yards), 2 sacks (-16 yards), 1 FR, and 1 blocked PAT...Matched his career high with 10 tackles (3 solo) during the season opener against Colorado State...Started all 13 games during his junior season in 2011... Teammates selected him as the co-recipient of the Dave Jones Award, presented to the team's most outstanding defensive player...Earned honorable mention All-Pac 12 honors and garnered second-team All-Colorado honors from the state's chapter of the National Football Foundation...After playing 652 snaps, he recorded 64 tackles (33 solo), 2 TFL (-4 yards), 1 FR and 2 PD...Had a career-high 10 tackles (7 solo) at Ohio State...Started all 12 games at NT during the 2010 season...Was awarded honorable mention All-Big 12 honors from the *Associated Press*...Selected second-team All-Big 12 by the *Dallas Morning News* and third-team All-Big 12 by *Phil Steele*...Recorded 45 tackles (30 solo), including a team-best 16 at or behind the line of scrimmage...Tallied 6 third down stops, 5 TFL (-17 yards) and 2 sacks (-9 yards)...Posted a season-high 7 tackles at California (6 solo)...Earned the CU's Special Teams Player of the Week honor after blocking a 37-yard FG in a win over Colorado State...Started all 12 games at DT as a redshirt freshman in 2009, the first freshman to start every game for an entire season in CU history...Garnered third-team Freshman All-American team honors from both *collegefootballnews.com* and *Phil Steele's College Football*...Named first-team Freshman All-Big 12 by *The Sporting News* and *Rivals/Yahoo! Sports*...Recorded 36 tackles (24 solo), 6 TFL (-33 yards), 3 sacks (-21 yards), 2 FR, 1 FF and 2 PD...Posted a season-high 8 tackles (5 solo) at Iowa State...Redshirted as a true freshman in 2008...Earned Defensive Scout Team Award...Graduated with a M.S. in accounting... Attended Boulder (CO) HS, lettering in football, basketball and track...Ranked No. 8 player in Colorado by *Rivals.com* and the No. 33 LB in the nation...Tallied 351 tackles, 11.5 sacks, 5 FFs and 5 FRs on defense and caught 51 passes for 451 yards and 4 TDs as a TE...Was team captain as a junior and senior while playing center for the basketball team and participated in the 100-meter dash, discus and shot put in track and field...Qualified in the shot as a senior...**Last name pronounced: PRE-check.**

DID YOU KNOW?

The Ravens have recruited and signed a number of rookie free agent gems in their 17-year history:

- RB Priest Holmes - 1997 (19 starts)
 - C Mike Flynn - 1997 (115 starts)
 - DE Marques Douglas - 2000 (32 starts)
 - FB Alan Ricard - 2000 (32 starts)
 - S Will Demps - 2002 (46 starts)
 - DT Ma'ake Kemoeatu - 2002 (21 starts)
 - LB Bart Scott - 2002 (58 starts)
 - RS BJ Sams - 2004 (1 start)
 - LB Jameel McClain - 2008 (45 starts)
 - LB Dannell Ellerbe - 2009 (14 starts)
 - WR Deonte Thompson - 2012
 - K Justin Tucker* - 2012
- (Starts are with the Ravens)



*Tucker (pictured) posted a 90.9% FG success rate (30-of-33) in 2012, which was the second-best mark by a rookie kicker in NFL history (Blair Walsh, 92.1% in 2012).



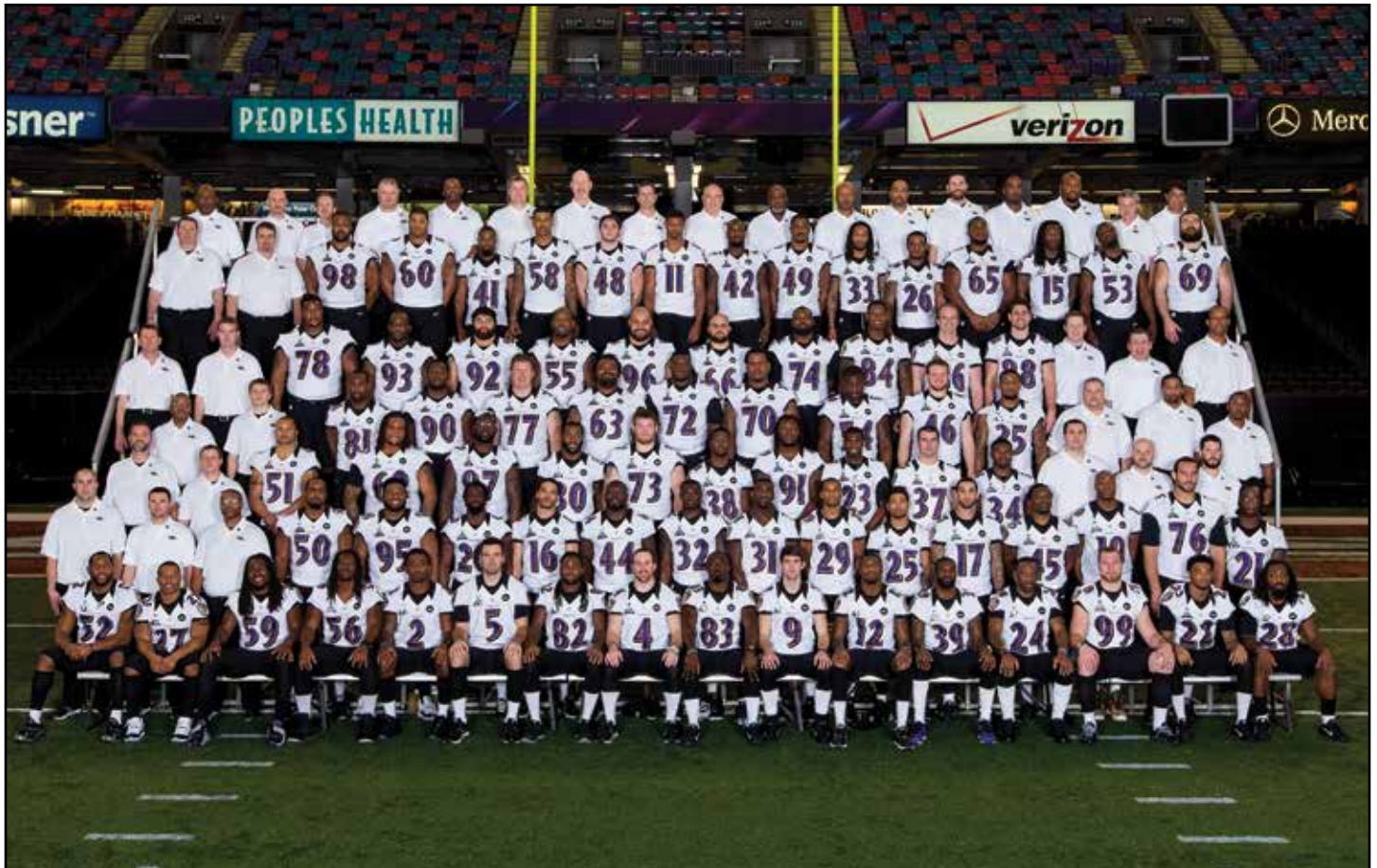
BALTIMORE
RAVENS

7


GERRARD SHEPPARD
WIDE RECEIVER | 6-2 | 215

COLLEGE: Towson **HS:** McDonogh (Owings Mills, MD)
BORN: 11/16/90, Baltimore, MD
EXP. (NFL/RAVENS): Rookie

Gerrard Sheppard signed with the Ravens as a rookie free agent on 5/3/13...Saw action in 23 games (nine starts) at Towson, totaling 52 catches for 584 receiving yards and 5 TDs in two seasons...Originally began his collegiate career at Connecticut, where he played in eight games over a two-season span before transferring to Towson...Played in 11 games (nine starts) as a senior with the Tigers, tallying 30 catches for 310 yards and 3 TDs...Helped the Tigers' attack average 442.4 yards of offense per game and 31.9 points per contest in 2012...Registered a career-high-tying 7 receptions for a career-high 86 yards against No. 7 Old Dominion...Appeared in all 12 games as a junior in his first season at Towson, finishing third on the team with 22 receptions for 274 yards and 2 TDs...Played a key role in the Tigers' 39-35 come-from-behind victory at Old Dominion, posting a career-high 7 receptions for 75 yards...Also recovered a clutch onside kick with three minutes remaining vs. ODU, setting up the Tigers' game-winning TD...Helped Towson to a 28-17 win at Rhode Island with 5 catches for 30 yards, with the Tigers clinching the Colonial Athletic Association Championship...Caught 2 passes for 65 yards in the FCS playoff game against Lehigh, including a 52-yard TD pass with 12:36 remaining to give Towson a 38-31 lead...As a sophomore at Connecticut in 2010, posted 1 catch for 8 yards in 10 games...Saw action from scrimmage and on special teams, helping the Huskies win the Big East title and earn a berth in the Fiesta Bowl against Oklahoma, where he started against the Sooners...Majored in communication studies at Towson...Prepped at McDonogh School (Owings Mills, MD), where he earned first-team All-State and All-Metro honors as a senior...Only played one season of football, posting 67 receptions for 897 receiving yards and 11 TD catches...Also earned several first-team All-Metro honors in basketball as a guard, scoring 1,400 points for McDonogh during his prep career...Was a member of the National Honor Society.



2012 SUPER BOWL XLVII CHAMPIONS



BALTIMORE
RAVENS

28

BRYNDEN TRAWICK
SAFETY | 6-2 | 215

COLLEGE: Troy HS: Sprayberry (Marietta, GA)
BORN: 10/23/89, Marietta, GA
EXP. (NFL/RAVENS): Rookie

Brynden Trawick signed with the Ravens as a rookie free agent on 5/3/13...Spent time at Troy University, Northeast Mississippi Community College and Michigan State during his collegiate career...Was selected to play in the Texas vs. the Nation All-Star Game during his 2012 season at Troy, earning first-team All-Sun Belt honors as a senior after recording 83 tackles, 3 INT and 4 PD...Racked up a season-high 15 tackles (10 solo) at North Texas...Recorded his 2nd INT of the season after picking off Sun Belt Player of the Year QB Ryan Aplin of Arkansas State and returning it 70 yards for a TD...Was the only player in the Sun Belt to average double-digit tackles (10.2 per game) during the 2011 season...Collected 123 tackles (75 solo), ranking 16th in the NCAA with his tackles-per-game total...Finished the season with 1 FR, 2 PD and 2.5 TFL...Was the team leader in tackles for eight contests with a season-high 20 at Western Kentucky...Spent the 2010 season playing for Northeast Mississippi CC, where he recorded 58 tackles, 9 TFL, 6 PD, 4 FFs and 2 FRs...Returned his lone INT 67 yards for a TD...Also recorded 29 return yards and 2 receptions for 7 yards...As a redshirt freshman at Michigan State in 2008, he provided depth and saw action on special teams...Redshirted as a true freshman during the 2008 campaign...Graduated with a degree in social science at Troy...Prepped at Sprayberry (Marietta, GA) HS...Three-year starter and ranked one of Georgia's top seniors by *SuperPrep*...Was ranked among the nation's top safeties by *Scouts, Inc.*, *Rivals.com* and *Scout.com*...Was a two-time All-League and All-County selection...Recorded 69 tackles (51 solo), 1 INT, 2 FRs and 2 blocked extra-point attempts as a senior in 2007...Totaled more than 600 all-purpose yards, 4 TDs, caught 15 passes for 195 yards and rushed 17 times for 156 yards during his final high school season...**Last name is pronounced: TRAH-wick.**



BALTIMORE
RAVENS

63

J.J. 'UNGA
TACKLE | 6-5 | 320

COLLEGE: Midwestern State HS: Etiwanda (Rancho Cucamonga, CA)
BORN: 1/5/87, Rochester, CA
EXP. (NFL/RAVENS): Rookie

J.J. 'Unga signed with the Ravens as a rookie free agent on 5/3/13...Played in 20 games (10 starts) with the Mustangs at both the LT and RT positions...Appeared in and started nine games at RT, earning first-team All-Lone Star Conference and third-team Beyond Sports Network All-America honors as a senior in 2012...'Unga was a member of one of the best O-lines in school history, with three players garnering first-team All-Conference honors, one gaining second-team accolades and one named honorable mention...Blocked for an O-line that led NCAA Division II by allowing just 4 sacks in 11 games...Mustangs boasted the No.3-ranked rushing attack in the nation (323.9 ypg), the 16th-best scoring offense (38.6 ppg) and the 21st-ranked total offense (459.0 ypg) in all of Division II...Helped pave the way for RB Keidrick Jackson, who led the Lone Star Conference with 1,354 rushing yards and 21 TDs...Played in 11 games (one start) at LT as a junior in 2011 behind consensus All-American and 2012 NFL second-round draft pick (Carolina) Amini Silatolu...Blocked for an O-line that helped the Mustangs earn the No.1-ranking in Division II in total offense (531.9 ypg) and scoring offense (46.8 ppg)...MSU's rushing attack (323.5 ypg) finished first in conference and second in Division II...Helped pave the way for an offense that twice earned over 700 yards of total offense (740 vs. Abilene Christian and 704 vs. Angelo State) and one 400-yard rushing output (436 vs. Abilene Christian)...Played for two seasons (2008-09) at Mount San Antonio College (Walnut, CA), where he helped lead the Mounties to a 13-1 record and a California Community College Athletic Association championship in 2009...Also earned CCCAA All-Region III first-team honors and was selected to the *JCFootball.com* SoCal All-Combine team...Helped Mt. SAC to a 12-2 finish and a runner-up showing in the CCCAA as a freshman in 2008...Majored in criminal justice...Prepped at Etiwanda (Rancho Cucamonga, CA) HS, where he was a three-year starter at DE...Older brother, Paul, played DE at Arizona State, while his younger brothers (Feti – Oregon State and Uani – BYU) both played LB...'Unga's cousin, Reno Mahe, was an All-Pro RB (2005) and played five seasons with the Philadelphia Eagles..."J.J." stands for Joe Jr.



BALTIMORE
RAVENS

39

GARY WALKER

SAFETY | 6-0 | 200

COLLEGE: Idaho HS: Redlands East Valley (Rialto, CA)

BORN: 5/10/91, Rialto, CA

EXP. (NFL/RAVENS): Rookie

Gary Walker signed with the Ravens as a rookie free agent on 5/13/13...Never missing a game during his collegiate career, he played in 49 contests (35 starts), finishing with 295 tackles (187 solo), 1 sack, 3 INTs, 12 PD, 5 FRs and 1 FF...Started all 12 games as a senior in 2012, serving as the Vandals' leading tackler with 99 stops (57 solo)...Also posted 6 PD, 2 TFL, 1 FF, 1 FR and 1 INT, which he returned 94 yards for a TD...Registered three double-digit tackle efforts with 13 vs. New Mexico State, 12 at Louisiana Tech and 10 at Bowling Green State...Started all 12 games during his junior campaign in 2011, posting 109 tackles, including a team-high 67 solo...Added 4 TFL, 3 PD, 1 sack and 1 FR...Top outing of the season was a 15-tackle effort vs. Louisiana Tech...Playing in 12 games (11 starts) as a sophomore in 2010, he totaled 58 tackles (43 solo), 2 INT and a team-high 3 FRs...Racked up 9 tackles (6 solo) and a 54-yard FR at Louisiana Tech...Earned significant playing time as a true freshman in 2009, playing in all 13 games and recording 29 total tackles (20 solo)...Posted 5 stops (4 solo) in the Vandals' Humanitarian Bowl victory...Majored in criminal justice at Idaho...Prepped at Redlands East Valley (Rialto, CA) HS, where he was a two-way starter at WR and DB as a senior...Earned All-California Interscholastic League Inland Division honors at DB as a senior, when he posted 71 tackles and 4 INTs, also adding 464 receiving yards and 4 TDs on 27 receptions...Was named team MVP in both his junior and senior campaigns, also serving as a team captain each season...As a junior, he had 22 receptions for 302 yards and 3 TDs, also totaling 88 tackles and 3 INTs...Registered 42 carries for 381 yards and 4 TDs, and through the air, went 8-of-17 for 238 yards and 8 scores.



BALTIMORE
RAVENS

45

MESHAK WILLIAMS

OUTSIDE LINEBACKER | 6-3 | 254

COLLEGE: Kansas State HS: Worth County (Sylvester, GA)

BORN: 6/3/91, Sylvester, GA

EXP. (NFL/RAVENS): Rookie

Meshak Williams signed with the Ravens as a rookie free agent on 5/13/13...In 26 games (all starts) for the Wildcats, he compiled 73 total tackles (52 solo), 17.5 sacks (-133 yards), 27 TFL (-159 yards), 4 PD, 4 FFs and 1 FR in two seasons of action...Starting all 13 games as a senior in 2012, he posted 45 tackles (33 solo), a team-high 10.5 sacks (-74 yards), 4 PD and 3 FFs, en route to earning first-team All-Big 12 honors and being named the conference's Defensive Lineman of the Year by the league coaches...Helped Kansas State capture the Big 12 Title and an appearance in the Fiesta Bowl, with the Wildcats' defense ranking 20th nationally against the run (126.8 ypg)...Made 5 tackles, including 2.5 sacks, in the victory over West Virginia...Against TCU, earned Big 12 Defensive Player of the Week honors after posting career highs in tackles (7) and TFL (3), also adding 2 sacks on the day...Named a second-team All-Big 12 performer by *Rivals.com* and was an honorable mention selection by the *Associated Press* during his junior season in 2011...Recorded 28 tackles, including 10 TFL and 7 sacks, adding 1 FF and 1 FR...Tied for sixth in the Big 12 in sacks, while his total was the most by a Wildcat in three seasons...Began his K-State career vs. Eastern Kentucky, making 3 tackles, including 2 TFL and 1 sack...Registered 1 sack (-9 yards) against No. 15 Baylor, and posted 2 tackles, including 1 sack in which he forced and recovered a fumble, at Texas Tech...Before transferring to K-State, attended Hutchinson (KS) Community College, where he was selected to *PrepStar's* All-Midlands Region team...Played in 12 games in 2010, recording 44 tackles (18 solo), including 17 TFL (-105 yards) and 8 sacks...Also had 20 QB hits, 3 FFs and 2 FRs, one of which he returned for a 21-yard TD...Was a social sciences major at K-State...A three-year letterman at Worth County (Sylvester, GA) HS, he played both DE and TE...Collected 70 tackles and 14 sacks as a junior, while he tallied 83 tackles and a school-record 23 sacks as a senior...Was a Super 6 selection by *The Albany Herald* his senior year, while he also earned All-Region honors as a sophomore, junior and senior...Selected to play in the Georgia High School All-Star Game... **First name pronounced: ME-shack.**

ALPHABETICAL ROSTER

No.	Name	Pos.	Ht.	Wt.	Birthdate	Exp.	College	Hometown
43	Adkins, Spencer	OLB	5-11	236	5/16/87	4	Miami	Naples, FL
35	Allen, Anthony	RB	6-1	223	8/6/88	3	Georgia Tech	Tampa, FL
36	Anthony, Marc	CB	5-11	196	11/14/89	R	California	Chandler, AZ
86	Bajema, Billy	TE	6-4	259	10/31/82	9	Oklahoma State	Oklahoma City, OK
28	Berry, Damien	RB	5-10	223	10/21/88	2	Miami	Belle Glade, FL
59	Brown, Arthur	LB	6-0	235	6/17/90	R	Kansas State	Wichita, KS
23	Brown, Chykie	CB	5-11	190	12/26/86	3	Texas	Houston, TX
14	Brown, Marlon	WR	6-5	205	4/22/91	R	Georgia	Memphis, TN
38	Brown, Omar	S	5-11	195	6/6/88	2	Marshall	Moncks Corner, SC
49	Bryant, D.J.	LB	6-3	248	3/3/89	1	James Madison	Baltimore, MD
56	Bynes, Josh	LB	6-1	240	8/24/89	2	Auburn	Lauderdale Lakes, FL
99	Canty, Chris	DL	6-7	317	11/10/82	9	Virginia	Charlotte, NC
42	Carr, Nigel	LB	6-2	240	1/22/90	1	Alabama State	Jacksonville, FL
18	Carter, Rashaad	WR	6-3	205	10/18/89	R	Tusculum	Stone Mountain, GA
62	Cody, Terrence	NT	6-4	340	6/28/88	4	Alabama	Fort Myers, FL
48	Copeland, Brandon	LB	6-3	260	7/2/91	R	Pennsylvania	Baltimore, MD
79	Cornell, Jack	G/T	6-6	320	6/4/89	1	Illinois	Quincy, IL
46	Cox, Morgan	LS	6-4	241	4/26/86	4	Tennessee	Collierville, TN
69	Devey, Jordan	T	6-6	317	1/11/88	R	Memphis	American Fork, UT
84	Dickson, Ed	TE	6-4	255	7/25/87	4	Oregon	Bellflower, CA
17	Doss, Tandon	WR	6-2	207	9/22/89	3	Indiana	Indianapolis, IN
58	Dumervil, Elvis	OLB	5-11	260	1/19/84	8	Louisville	Miami, FL
26	Elam, Matt	S	5-10	210	9/21/91	R	Florida	West Palm Beach, FL
5	Flacco, Joe	QB	6-6	245	1/16/85	6	Delaware	Audubon, NJ
85	Furstenburg, Matt	TE	6-3	244	6/19/89	R	Maryland	Flemington, NJ
64	Gaines, Rogers	T	6-6	329	10/28/89	R	Tennessee State	Nashville, TN
66	Gradkowski, Gino	G/C	6-3	300	11/5/88	2	Delaware	Pittsburgh, PA
24	Graham, Corey	CB	6-0	196	7/25/85	7	New Hampshire	Buffalo, NY
95	Hall, Bryan	DL/LB	6-0	280	9/12/88	2	Arkansas State	Paducah, KY
54	Hamilton, Adrian	LB	6-3	255	11/29/87	2	Prairie View A&M	Dallas, TX
8	Hanie, Caleb	QB	6-2	222	9/11/85	6	Colorado State	Forney, TX
70	Harewood, Ramon	G/T	6-6	330	2/3/87	4	Morehouse	St. Michael, Barbados
3	Hines, Omarius	WR	6-0	208	12/18/89	R	Florida	Corsicana, TX
29	Huff, Michael	S	6-0	211	3/6/83	8	Texas	Irving, TX
32	Ihedigbo, James	S	6-1	214	12/3/83	7	Massachusetts	Amherst, MA
25	Jackson, Asa	CB/RS	5-10	182	12/2/89	2	Cal Poly	Sacramento, CA
77	Jensen, Ryan	C	6-4	318	5/27/91	R	Colorado State-Pueblo	Fort Morgan, CO
37	Johnson, Chris	CB	6-1	200	9/25/79	10	Louisville	Longview, TX
97	Jones, Arthur	DE	6-3	315	6/3/86	4	Syracuse	Endicott, NY
12	Jones, Jacoby	WR/RS	6-2	215	7/11/84	7	Lane	New Orleans, LA
40	Juszczyk, Kyle	FB	6-1	245	4/23/91	R	Harvard	Medina, OH
4	Koch, Sam	P	6-1	218	8/13/82	8	Nebraska	Seward, NE
69	Larsen, Cody	DT	6-4	300	12/31/87	R	Southern Utah	Draper, UT
34	Lee, Moe	CB	6-1	191	8/10/89	R	Utah	Miami, FL
41	Levine, Anthony	DB	5-11	203	3/27/87	2	Tennessee State	Winston Salem, NC
67	Lewis-Moore, Kapron	DE	6-4	310	1/24/90	R	Notre Dame	Weatherford, TX
60	McClain, Antoine	G	6-5	336	12/6/89	1	Clemson	Anniston, AL
53	McClain, Jameel	ILB	6-1	245	7/25/85	6	Syracuse	Philadelphia, PA
50	McClellan, Albert	LB	6-2	245	6/4/86	3	Marshall	Lakeland, FL
78	McKinnie, Bryant	T	6-8	352	9/23/79	12	Miami	Woodbury, NJ
90	McPhee, Pernell	DE	6-3	280	12/17/88	3	Mississippi State	Pahokee, FL
13	Mellette, Aaron	WR	6-2	217	12/28/89	R	Elon	Sanford, NC
61	Mims, David	T	6-8	350	5/18/88	1	Virginia Union	Charlotte, NC
92	Ngata, Haloti	DT	6-4	340	1/21/84	8	Oregon	Salt Lake City, UT
74	Oher, Michael	T	6-4	315	5/28/86	5	Mississippi	Memphis, TN
72	Osemele, Kelechi	G/T	6-5	330	6/24/89	2	Iowa State	Houston, TX
64	Pericak, Will	DE	6-3	300	12/30/89	R	Colorado	Boulder, CO
30	Pierce, Bernard	RB	6-0	218	5/10/91	2	Temple	Ardmore, PA
88	Pitta, Dennis	TE	6-4	245	6/29/85	4	BYU	Moorpark, CA
34	Rainey, Bobby	RB	5-8	212	10/16/87	2	Western Kentucky	Griffin, GA
16	Reed, David	WR/RS	6-0	195	3/22/87	4	Utah	New Britain, CT
76	Reid, Jah	G/T	6-7	340	7/21/88	3	Central Florida	Haines City, FL
27	Rice, Ray	RB	5-8	212	1/22/87	6	Rutgers	New Rochelle, NY
6	Rivers, Marcus	WR	6-3	218	8/2/89	1	Buffalo	Lackawanna, NY
7	Sheppard, Gerrard	WR	6-2	215	11/16/90	R	Towson	Baltimore, MD
68	Shipley, A.O.	C	6-1	309	5/22/86	3	Penn State	Moon Township, PA
48	Silvestro, Alex	TE	6-3	260	11/15/88	1	Rutgers	Gibbstown, NJ
47	Simon, John	OLB	6-1	257	10/14/90	R	Ohio State	Youngstown, OH
51	Smith, Daryl	LB	6-2	248	3/14/82	10	Georgia Tech	Albany, GA
22	Smith, Jimmy	CB	6-2	200	7/26/88	3	Colorado	Colton, CA
82	Smith, Torrey	WR	6-0	205	1/26/89	3	Maryland	Falmouth, VA
96	Spears, Marcus	DT	6-4	315	3/8/83	9	LSU	Baton Rouge, LA
65	Stephens, Reggie	C	6-3	325	8/28/87	2	Iowa State	Rowlett, TX
11	Streeter, Tommy	WR	6-5	215	10/7/89	2	Miami	Miami, FL
55	Suggs, Terrell	OLB	6-3	260	10/11/82	11	Arizona State	Chandler, AZ
2	Taylor, Tyrod	QB	6-1	215	8/3/89	3	Virginia Tech	Hampton, VA
33	Thompson, Christian	S	6-0	211	6/14/90	2	South Carolina St.	North Lauderdale, FL
83	Thompson, Deonte	WR/RS	6-0	203	2/14/89	2	Florida	Belle Glade, FL
28	Trawick, Brynden	S	6-2	215	10/23/89	R	Troy	Marietta, GA
9	Tucker, Justin	K	6-0	180	11/21/89	2	Texas	Austin, TX
93	Tyson, DeAngelo	DE	6-2	315	4/12/89	2	Georgia	Statesboro, GA
63	'Unga, J.J.	T	6-5	320	1/5/87	R	Midwestern State	Rochester, CA
91	Upshaw, Courtney	OLB	6-2	272	12/13/89	2	Alabama	Eufaula, AL
71	Wagner, Rick	G/T	6-6	310	10/21/89	R	Wisconsin	West Allis, WI
39	Walker, Gary	S	6-0	200	5/10/91	R	Idaho	Rialto, CA
21	Webb, Lardarius	CB/RS	5-10	182	10/12/85	5	Nicholls State	Opelika, AL
98	Williams, Brandon	DT	6-1	335	2/21/89	R	Missouri Southern St.	Kirkwood, MO
15	Williams, LaQuan	WR	6-0	195	6/27/88	3	Maryland	Baltimore, MD
45	Williams, Meshak	OLB	6-3	254	6/3/91	R	Kansas State	Sylvestor, GA
73	Yanda, Marshal	G/T	6-3	305	9/15/84	7	Iowa	Anamosa, IA

NUMERICAL ROSTER

No.	Name	Pos.	Ht.	Wt.	Birthdate	Exp.	College	How Acq.	2012 Games			
									P	S	DNP	INA
2	Tyrod Taylor	QB	6-1	215	8/3/89	3	Virginia Tech	D6 '11	7	0	9	0
3	Omarus Hines	WR	6-0	208	12/18/89	R	Florida	RFA '13	0	0	0	0
4	Sam Koch	P	6-1	218	8/13/82	8	Nebraska	D6a '06	16	0	0	0
5	Joe Flacco	QB	6-6	245	1/16/85	6	Delaware	D1 '08	16	16	0	0
6	Marcus Rivers	WR	6-3	218	8/2/89	1	Buffalo	FA '13	0	0	0	0
7	Gerrard Sheppard	WR	6-2	215	11/16/90	R	Towson	RFA '13	0	0	0	0
8	Caleb Hanie	QB	6-2	222	9/11/85	6	Colorado State	FA '13	0	0	0	15
9	Justin Tucker	K	6-0	180	11/21/89	2	Texas	FA '12	16	0	0	0
11	Tommy Streeter	WR	6-5	215	10/7/89	2	Miami	D6 '12	0	0	0	0
12	Jacoby Jones	WR/RS	6-2	215	7/11/84	7	Lane	FA '12	16	3	0	0
13	Aaron Mellette	WR	6-2	217	12/28/89	R	Elon	D7a '13	0	0	0	0
14	Marlon Brown	WR	6-5	205	4/22/91	R	Georgia	FA '13	0	0	0	0
15	LaQuan Williams	WR	6-0	195	6/27/88	3	Maryland	FA '11	11	0	0	4
16	David Reed	WR/RS	6-0	195	3/22/87	4	Utah	D5a '10	5	0	0	0
17	Tandon Doss	WR	6-2	207	9/22/89	3	Indiana	D4 '11	14	0	0	2
18	Rashaad Carter	WR	6-3	205	10/18/89	R	Tusculum	FA '13	0	0	0	0
21	Lardarius Webb	CB/RS	5-10	182	10/12/85	5	Nicholls State	D3 '09	6	6	0	0
22	Jimmy Smith	CB	6-2	200	7/26/88	3	Colorado	D1 '11	11	2	1	4
23	Chykie Brown	CB	5-11	190	12/26/86	3	Texas	D5a '11	16	1	0	0
24	Corey Graham	CB	6-0	196	7/25/85	7	New Hampshire	UFA (CHI) '12	16	8	0	0
25	Asa Jackson	CB/RS	5-10	182	12/2/89	2	Cal Poly	D5 '12	3	0	0	10
26	Matt Elam	S	5-10	210	9/21/91	R	Florida	D1 '13	0	0	0	0
27	Ray Rice	RB	5-8	212	1/22/87	6	Rutgers	D2 '08	16	16	0	0
28	Damien Berry	RB	5-10	223	10/21/88	2	Miami	FA '11	0	0	0	0
28	Brynden Trawick	S	6-2	215	10/23/89	R	Troy	RFA '13	0	0	0	0
29	Michael Huff	S	6-0	211	3/6/83	8	Texas	FA '13	16	16	0	0
30	Bernard Pierce	RB	6-0	218	5/10/91	2	Temple	D3 '12	16	0	0	0
32	James Ihedigbo	S	6-1	214	12/3/83	7	Massachusetts	FA '12	16	3	0	0
33	Christian Thompson	S	6-0	211	6/14/90	2	South Carolina St.	D4b '12	7	0	0	2
34	Moe Lee	CB	6-1	191	8/10/89	R	Utah	FA '13	0	0	0	0
34	Bobby Rainey	RB	5-8	212	10/16/87	2	Western Kentucky	FA '12	0	0	0	3
35	Anthony Allen	RB	6-1	223	8/6/88	3	Georgia Tech	D7 '11	16	0	0	0
36	Marc Anthony	CB	5-11	196	11/14/89	R	California	D7b '13	0	0	0	0
37	Chris Johnson	CB	6-1	200	9/25/79	10	Louisville	FA '12	4	1	1	2
38	Omar Brown	S	5-11	195	6/6/88	2	Marshall	FA '12	3	0	0	0
39	Gary Walker	S	6-0	200	5/10/91	R	Idaho	FA '13	0	0	0	0
40	Kyle Juszczyk	FB	6-1	245	4/23/91	R	Harvard	D4b '13	0	0	0	0
41	Anthony Levine	DB	5-11	203	3/27/87	2	Tennessee State	FA '12	2	0	0	0
42	Nigel Carr	LB	6-2	240	1/22/90	1	Alabama State	FA '12	0	0	0	0
43	Spencer Adkins	OLB	5-11	236	5/16/87	4	Miami	FA '13	0	0	0	0
45	Meshak Williams	OLB	6-3	254	6/3/91	R	Kansas State	FA '13	0	0	0	0
46	Morgan Cox	LS	6-4	241	4/26/86	4	Tennessee	FA '10	16	0	0	0
47	John Simon	OLB	6-1	257	10/14/90	R	Ohio State	D4a '13	0	0	0	0
48	Alex Silvestro	TE	6-3	260	11/15/88	1	Rutgers	FA '12	0	0	0	0
48	Brandon Copeland	LB	6-3	260	7/2/91	R	Pennsylvania	RFA '13	0	0	0	0
49	D.J. Bryant	LB	6-3	248	3/3/89	1	James Madison	FA '12	0	0	0	0
50	Albert McClellan	LB	6-2	245	6/4/86	3	Marshall	FA '10	14	12	1	1
51	Daryl Smith	LB	6-2	248	3/14/82	10	Georgia Tech	UFA (JAX) '13	2	2	0	6
53	Jameel McClain	ILB	6-1	245	7/25/85	6	Syracuse	FA '08	13	13	0	1
54	Adrian Hamilton	LB	6-3	255	11/29/87	2	Prairie View A&M	FA '12	2	0	0	0
55	Terrell Suggs	OLB	6-3	260	10/11/82	11	Arizona State	D1a '03	8	8	0	2
56	Josh Bynes	LB	6-1	240	8/24/89	2	Auburn	FA '11	10	3	0	0
58	Elvis Dumervil	OLB	5-11	260	1/19/84	8	Louisville	FA '13	16	16	0	0
59	Arthur Brown	LB	6-0	235	6/17/90	R	Kansas State	D2 '13	0	0	0	0
60	Antoine McClain	G	6-5	336	12/6/89	1	Clemson	FA '12	0	0	0	0
61	David Mims	T	6-8	350	5/18/88	1	Virginia Union	FA '13	0	0	0	0
62	Terrence Cody	NT	6-4	340	6/28/88	4	Alabama	D2b '10	15	3	0	1
63	J.J. 'Unqa	T	6-5	320	1/5/87	R	Midwestern State	RFA '13	0	0	0	0
64	Rogers Gaines	T	6-6	329	10/28/89	R	Tennessee State	RFA '13	0	0	0	0
64	Will Pericak	DE	6-3	300	12/30/89	R	Colorado	RFA '13	0	0	0	0
65	Reggie Stephens	C	6-3	325	8/28/87	2	Iowa State	FA '12	0	0	0	0
66	Gino Gradkowski	G/C	6-3	300	11/5/88	2	Delaware	D4a '12	16	0	0	0
67	Kapron Lewis-Moore	DE	6-4	310	1/24/90	R	Notre Dame	D6a '13	0	0	0	0
68	A.Q. Shipley	C	6-1	309	5/22/86	2	Penn State	TR (IND) '13	14	5	0	0
69	Jordan Devey	T	6-6	317	1/11/88	R	Memphis	RFA '13	0	0	0	0
69	Cody Larsen	DT	6-4	300	12/31/87	R	Southern Utah	RFA '13	0	0	0	0
70	Ramon Harewood	G/T	6-6	330	2/3/87	4	Morehouse	D6 '10	6	5	0	10
71	Rick Wagner	G/T	6-6	310	10/21/89	R	Wisconsin	D5 '13	0	0	0	0
72	Kelechi Osemele	G/T	6-5	330	6/24/89	2	Iowa State	D2b '12	16	16	0	0
73	Marshal Yanda	G/T	6-3	305	9/15/84	7	Iowa	D3b '07	14	14	0	2
74	Michael Oher	T	6-4	315	5/28/86	5	Mississippi	D1 '09	16	16	0	0
76	Jah Reid	G/T	6-7	340	7/21/88	3	Central Florida	D3 '11	9	7	0	7
77	Ryan Jensen	C	6-4	318	5/27/91	R	Colorado State-Pueblo	D6b '13	0	0	0	0
78	Bryant McKinnie	T	6-8	352	9/23/79	12	Miami	FA '11	16	0	0	0
79	Jack Cornell	G/T	6-6	320	6/4/89	1	Illinois	FA '12	0	0	0	0
82	Torrey Smith	WR	6-0	205	1/26/89	3	Maryland	D2 '11	16	16	0	0
83	Deonte Thompson	WR/RS	6-0	203	2/14/89	2	Florida	FA '12	6	0	0	10
84	Ed Dickson	TE	6-4	255	7/25/87	4	Oregon	D3 '10	13	11	0	3
85	Matt Furstenburg	TE	6-3	244	6/19/89	R	Maryland	RFA '13	0	0	0	0
86	Billy Bajema	TE	6-4	259	10/31/82	9	Oklahoma State	UFA (STL) '12	8	1	0	8
88	Dennis Pitta	TE	6-4	245	6/29/85	4	BYU	D4 '10	16	5	0	0
90	Pernell McPhee	DE	6-3	280	12/17/88	3	Mississippi State	D5b '11	12	6	0	4
91	Courtney Upshaw	OLB	6-2	272	12/13/89	2	Alabama	D2a '12	16	9	0	0
92	Haloti Ngata	DT	6-4	340	1/21/84	8	Oregon	D1 '06	14	14	1	1
93	DeAngelo Tyson	DE	6-2	315	4/12/89	2	Georgia	D7 '12	10	2	0	6
95	Bryan Hall	DL/LB	6-0	280	9/12/88	2	Arkansas State	FA '11	5	0	0	11
96	Marcus Spears	DT	6-4	315	3/8/83	9	LSU	FA '13	15	6	0	1
97	Arthur Jones	DE	6-3	315	6/3/86	4	Syracuse	D5b '10	16	6	0	0
98	Brandon Williams	DT	6-1	335	2/21/89	R	Missouri Southern St.	D3 '13	0	0	0	0
99	Chris Canty	DL	6-7	317	11/10/82	9	Virginia	FA '13	9	9	0	1

**JACOBY
JONES**



2012 REVIEW

**DENNIS
PITTA**



2012 STATISTICS

RESULTS AND ATTENDANCE

WON 10, LOST 6 (AFC NORTH CHAMPIONS)

SUPER BOWL XLVII CHAMPIONS

Date	Result	Score	Opponent	Attendance
09/10	W	44-13	Cincinnati	71,064
09/16	L	23-24	at Philadelphia	69,144
09/23	W	31-30	New England	71,269
09/27	W	23-16	Cleveland	70,944
10/07	W	9-6	at Kansas City	68,803
10/14	W	31-29	Dallas	71,384
10/21	L	13-43	at Houston	71,708
11/04	W	25-15	at Cleveland	65,449
11/11	W	55-20	Oakland	71,339
11/18	W	13-10	at Pittsburgh	63,446
11/25	W	16-13 OT	at San Diego	57,882
12/02	L	20-23	Pittsburgh	71,442
12/09	L	28-31 OT	at Washington	81,178
12/16	L	17-34	Denver	71,317
12/23	W	33-14	New York Giants	71,470
12/30	L	17-23	at Cincinnati	61,565

TEAM STATISTICS

TOTAL FIRST DOWNS

Category	RAVENS	OPPONENT
Rushing	98	105
Passing	182	187
Penalty	34	34
3rd Down: Made/Att	80/217	83/232
3rd Down Pct.	36.9	35.8
4th Down: Made/Att	6/14	6/12
4th Down Pct.	42.9	50.0

POSSESSION AVG.

RAVENS	28:09	31:51
--------	-------	-------

TOTAL NET YARDS

RAVENS	5640	5615
--------	------	------

Avg. Per Game	352.5	350.9
---------------	-------	-------

Total Plays	1042	1086
-------------	------	------

Avg. Per Play	5.4	5.2
---------------	-----	-----

NET YARDS RUSHING

RAVENS	1901	1965
--------	------	------

Avg. Per Game	118.8	122.8
---------------	-------	-------

Total Rushes	444	492
--------------	-----	-----

NET YARDS PASSING

RAVENS	3739	3650
--------	------	------

Avg. Per Game	233.7	228.1
---------------	-------	-------

Sacked/Yards Lost	38/257	37/250
-------------------	--------	--------

Gross Yards	3996	3900
-------------	------	------

Att./Completions	560/334	557/335
------------------	---------	---------

Completion Pct.	59.6	60.1
-----------------	------	------

Had Intercepted	11	13
-----------------	----	----

PUNTS/AVERAGE

RAVENS	83/47.1	89/46.2
--------	---------	---------

NET PUNTING AVG.

RAVENS	83/40.8	89/41.2
--------	---------	---------

PENALTIES/YARDS

RAVENS	121/1127	107/929
--------	----------	---------

FUMBLES/BALL LOST

RAVENS	14/5	23/12
--------	------	-------

TOUCHDOWNS

RAVENS	44	33
--------	----	----

Rushing	17	15
---------	----	----

Passing	22	15
---------	----	----

Returns	5	3
---------	---	---

SCORE BY PERIODS

	1	2	3	4	OT	PTS
RAVENS	88	108	98	101	3	398
Opponents	70	103	86	82	3	344

SCORING

	TD	RU	PA	RT	K/PAT	FG	S	PTS
Tucker	0	0	0	0	42/42	30/33	0	132
Rice	10	9	1	0	0	0	0	60
T. Smith	8	0	8	0	0	0	0	48
Pitta	7	0	7	0	0	0	0	42
Boldin	4	0	4	0	0	0	0	26
J. Jones	4	0	1	3	0	0	0	24
Flacco	3	3	0	0	0	0	0	18
Allen	1	1	0	0	0	0	0	6
Doss	1	0	1	0	0	0	0	6
Koch	1	1	0	0	0	0	0	6
Leach	1	1	0	0	0	0	0	6
Pierce	1	1	0	0	0	0	0	6
E. Reed	1	0	0	1	0	0	0	6
Taylor	1	1	0	0	0	0	0	6
C. Williams	1	0	0	1	0	0	0	6
RAVENS	44	17	22	5	42/42	30/33	0	398
Opponents	33	15	15	3	31/31	37/39	1	344

2-PT. CONVERSIONS:

Boldin, RAVENS 1-2, Opponents 1-2

SACKS:

Kruger 9, Ngata 5, Ellerbe 4.5, A. Jones 4.5, Pollard 2, Suggs 2, McPhee 1.5, Upshaw 1.5, Ayanbadejo 1, O. Brown 1, Ihedigbo 1, Kemoeatu 1, Lewis 1, McClellan 1, C. Williams 1, RAVENS 37, Opponents 38

FUM/LOST:

Flacco 9/4, J. Jones 2/0, Gradkowski 1/0, Rice 1/0, D. Thompson 1/1

PASSING

	ATT	COMP	YARDS	COMP%	YDS/ATT	TD	TD%	INT	INT%	LG	SACK/LOST	RATING
Flacco	531	317	3817	59.7%	7.19	22	4.1%	10	1.9%	61t	35/227	87.7
Taylor	29	17	179	58.6%	6.17	0	0.0%	1	3.4%	25	3/30	62.3
RAVENS	560	334	3996	59.6%	7.14	22	3.9%	11	2.0%	61t	38/257	86.4
Opponents	557	335	3900	60.1%	7.00	15	2.7%	13	2.3%	59	37/250	80.6

RUSHING

	NO	YDS	AVG	LG	TD
Rice	257	1143	4.4	46	9
Pierce	108	532	4.9	78	1
Taylor	14	73	5.2	28	1
Allen	16	61	3.8	20	1
Leach	9	32	3.6	6	1
Flacco	32	22	0.7	16	3
Koch	2	17	8.5	10	1
T. Smith	3	9	3.0	13	0
J. Jones	1	6	6.0	6	0
Boldin	1	3	3.0	3	0
Considine	1	3	3.0	3	0
RAVENS	444	1901	4.3	78	17
Opponents	492	1965	4.0	31t	15

RECEIVING

	NO	YDS	AVG	LG	TD
Boldin	65	921	14.2	43	4
Pitta	61	669	11.0	61t	7
Rice	61	478	7.8	43	1
T. Smith	49	855	17.4	54	8
J. Jones	30	406	13.5	47	1
Dickson	21	225	10.7	40	0
Leach	21	143	6.8	18	0
Doss	7	123	17.6	39	1
Pierce	7	47	6.7	11	0
D. Reed	5	66	13.2	23	0
D. Thompson	5	51	10.2	25	0
Allen	2	12	6.0	7	0
RAVENS	334	3996	12.0	61t	22
Opponents	335	3900	11.6	59	15

INTERCEPTIONS

	NO	YDS	AVG	LG	TD
C. Williams	4	90	22.5	63t	1
E. Reed	4	78	19.5	34t	1
Graham	2	20	10.0	20	0
Webb	1	8	8.0	8	0
Kruger	1	0	0.0	0	0
Pollard	1	0	0.0	0	0
RAVENS	13	196	15.1	63t	2
Opponents	11	231	21.0	98t	3

PUNTING

	NO	YDS	AVG	NET	TB	IN	LG	BLK
Koch	83	3911	47.1	40.8	7	28	60	0
RAVENS	83	3911	47.1	40.8	7	28	60	0
Opponents	89	4113	46.2	41.2	2	32	63	0

PUNT RETURNS

	RET	FC	YDS	AVG	LG	TD
J. Jones	37	16	341	9.2	63t	1
Doss	4	4	53	13.3	40	0
E. Reed	1	1	1	1.0	1	0
Webb	1	5	9	9.0	9	0
RAVENS	43	26	404	9.4	63t	1
Opponents	49	13	383	7.8	64	0

KICKOFF RETURNS

	NO	YDS	AVG	LG	TD
J. Jones	38	1167	30.7	108t	2
D. Thompson	15	389	25.9	49	0
Allen	3	56	18.7	20	0
Gradkowski	1	12	12.0	12	0
Graham	1	7	7.0	7	0
Pitta	1	0	0.0	0	0
L. Williams	1	5	5.0	5	0
RAVENS	60	1636	27.3	108t	2
Opponents	37	859	23.2	42	0

FIELD GOALS

	1-19	20-29	30-39	40-49	50+
Tucker	0/0	8/8	8/8	10/13	4/4
RAVENS	0/0	8/8	8/8	10/13	4/4
Opponents	1/1	7/7	14/14	12/13	3/4

TUCKER:

(46G,40G,39G)(56G,51G,48G)(27G)(45G,47N)(28G,26G,39G)(38G)(51G,54G)(43G)(48G,34G)(26G,41N,39G)(43G,38G,38G)(45G,23G)(45G)(23G,21G,30G,29G)(45N,49G)

Opponents: (34G,19G)(23G)(37G,49G,20G)(51G,50G,52G)(30G,31G)(42G,43G,34G,51N)(33G,29G)(32G,28G,29G,33G,41G)(32G,47G)(22G)(47G,30G)(46G,41G,42G)(48G,49G,34G)(27G,36G,45N)(47G,32G,38G)



2012 STATISTICS

DEFENSIVE STATISTICS

PLAYER	TT	SOLO	AS	YDS		INT	RET.		PD	FF	FR
				SACKS	LOST		YDS	TD			
Pollard, Bernard	98	71	27	2	14	1	0	6	0	0	0
Ellerbe, Dannell	89	66	23	4.5	29.5	0	0	2	0	0	0
McClain, Jameel	79	57	22	0	0	0	0	3	0	0	0
Williams, Cary	75	67	8	1	9	4	90	17	0	0	0
Reed, Ed	58	49	9	0	0	4	78	15	0	3	0
Lewis, Ray	57	44	13	1	0	0	0	1	1	1	1
Upshaw, Courtney	55	34	21	1.5	10	0	0	2	0	2	2
Graham, Corey	54	36	18	0	0	2	20	8	0	0	0
Ngata, Haloti	51	33	18	5	50	0	0	1	0	0	0
Jones, Arthur	47	27	20	4.5	29.5	0	0	0	1	0	0
Kruger, Paul	42	30	12	9	46	1	0	6	1	1	1
McClellan, Albert	42	29	13	1	11	0	0	2	0	2	2
Bynes, Josh	31	18	13	0	0	0	0	2	0	0	0
Smith, Jimmy	31	27	4	0	0	0	0	3	0	0	0
Ayanbadejo, Brendon	30	16	14	1	7	0	0	1	0	0	0
Kemoeatu, Ma'ake	29	15	14	1	1	0	0	2	1	0	0
Cody, Terrence	25	12	13	0	0	0	0	1	0	0	0
Webb, Lardarius	25	24	1	0	0	1	8	6	1	1	1
Suggs, Terrell	22	17	5	2	15	0	0	4	0	0	0
McPhee, Pernell	21	18	3	1.5	12	0	0	0	0	0	0
Ihedigbo, James	19	12	7	1	7	0	0	1	0	0	0
Brown, Chykie	14	12	2	0	0	0	0	6	0	0	0
Tyson, DeAngelo	11	3	8	0	0	0	0	2	0	0	0
Johnson, Chris	7	7	0	0	0	0	0	0	1	0	0
Brown, Omar	3	2	1	1	9	0	0	0	0	0	0
Hall, Bryan	3	1	2	0	0	0	0	0	0	0	0
Considine, Sean	2	1	1	0	0	0	0	0	0	0	0
Kindle, Sergio	1	1	0	0	0	0	0	0	0	0	0
Totals	1021	729	292	37	250	13	196	91	6	10	10

SPECIAL TEAMS STATISTICS

PLAYER	TT	SOLO	AS	FF	FR	BK
Ayanbadejo, Brendon	14	12	2	0	1	0
Allen, Anthony	12	11	1	0	0	0
Brown, Chykie	11	9	2	0	0	0
Considine, Sean	7	6	1	0	0	0
McClellan, Albert	7	7	0	1	0	0
Graham, Corey	6	6	0	0	0	0
Ihedigbo, James	6	6	0	0	0	0
Upshaw, Courtney	5	4	1	1	0	0
Williams, LaQuan	5	4	1	0	0	0
Reed, David	4	3	1	0	0	0
Bynes, Josh	3	1	2	0	0	0
Ellerbe, Dannell	3	3	0	1	0	0
Koch, Sam	3	2	1	0	0	0
Smith, Jimmy	3	3	0	0	0	0
Cox, Morgan	2	1	1	0	0	0
Dickson, Ed	1	1	0	0	0	0
Hamilton, Adrian	1	1	0	0	0	0
Jackson, Asa	1	1	0	0	0	0
Levine, Anthony	1	1	0	0	0	0
Tucker, Justin	1	1	0	0	0	0
Brown, Omar	0	0	0	0	1	0
McClain, Jameel	0	0	0	0	1	0
Totals	96	83	13	3	3	0

Defensive and special teams statistics reflect press box stats.

RAVENS COACHES

John Harbaugh, Head Coach; **Jerry Rosburg**, Assistant Head Coach/Special Teams Coordinator; **Jim Caldwell**, Offensive Coordinator; **Dean Pees**, Defensive Coordinator; **Teryl Austin**, Secondary; **Juney Barnett**, Assistant Strength and Conditioning; **Clarence Brooks**, Defensive Line; **Jason Brooks**, Offensive Quality Control; **Randy Brown**, Kicking Consultant; **Juan Castillo**, Special Consultant; **Wade Harman**, Tight Ends; **Chris Hewitt**, Assistant Special Teams; **Jim Hostler**, Wide Receivers; **Don Martindale**, Inside Linebackers; **Andy Moeller**, Offensive Line; **Ted Monachino**, Linebackers; **Wilbert Montgomery**, Running Backs; **Bob Rogucki**, Strength and Conditioning; **Craig Ver Steeg**, Senior Offensive Assistant; **Todd Washington**, Assistant Offensive Line; **Matt Weiss**, Defensive Quality Control

RAVENS HONOR ROLL

AP All-Pro: WR/RS Jacoby Jones (1st Team), FB Vonta Leach (1st Team), DT Haloti Ngata (2nd Team), G Marshal Yanda (2nd Team)

Pro Bowl: WR/RS Jacoby Jones (starter), FB Vonta Leach (starter), DT Haloti Ngata, S Ed Reed (starter), RB Ray Rice, G Marshal Yanda (starter)

Super Bowl XLVII MVP: QB Joe Flacco

Pro Football Weekly/PFWA's All-NFL Team:
WR/RS Jacoby Jones, G Marshal Yanda

AFC Players of the Week:

QB Joe Flacco (Week 1) - Offense
WR/RS Jacoby Jones (Week 6) - Special Teams
RB Ray Rice (Week 16) - Offense

AFC Player of the Month:

WR/RS Jacoby Jones (Special Teams, November)

NFL Play of the Year:

RB Ray Rice's 4th-and-29 conversion at SD

USA Today All-Joe Team:

QB Joe Flacco, S Bernard Pollard, K Justin Tucker

Ed Block Courage Award: OLB Terrell Suggs

Ravens Roost Unsung Hero: K Justin Tucker

Ravens Roost Extra Effort: CB Corey Graham

BALTIMORE RAVENS 2012 SEASON REVIEW

	Reg.	Post.
Record	10-6	4-0
vs. AFC North	4-2	0-0
vs. AFC	8-4	3-0
vs. NFC	2-2	1-0
Home	6-2	1-0
Away	4-4	2-0
On Grass	4-3	1-0
Artificial Turf	6-3	3-0
Outdoors	10-5	3-0
Indoors	0-1	1-0
Leading at Halftime	7-3	2-0
Tied at Halftime	1-1	1-0
Trailing at Halftime	2-2	1-0
Leading After 3 Quarters	8-2	3-0
Tied After 3 Quarters	0-1	1-0
Trailing After 3 Quarters	2-3	0-0
Decided by 7 Points or less	6-4	2-0
Decided by 3 Points or less	5-3	2-0

	Reg.	Post.
When Scoring First	7-2	2-0
When Not Scoring First	3-4	2-0
Positive or even Turnover Ratio	9-2	4-0
Negative Turnover Ratio	1-4	0-0
Winning Penalty Ratio	4-2	2-0
Losing Penalty Ratio	6-2	2-0
Overtime	1-1	1-0
With a 100-Yard Rusher	3-1	2-0
Without a 100-yard Rusher	7-5	2-0
With a 100-Yard Receiver	3-1	2-0
Without a 100-yard Receiver	7-5	2-0
With a 300-Yard Passer	5-0	1-0
Without a 300-Yard Passer	5-6	3-0
When Allowing a 100-Yard Rusher	2-2	1-0
When Not Allowing a 100-Yard Rusher	8-4	3-0
When Allowing a 100-Yard Receiver	1-2	2-0
When Not Allowing a 100-Yard Receiver	9-4	2-0
When Allowing a 300-Yard Passer	3-1	2-0
When Not Allowing a 300-Yard Passer	7-5	2-0

2012 POSTSEASON STATISTICS

RESULTS AND ATTENDANCE

WON 4, LOST 0 (SUPER BOWL XLVII CHAMPIONS)

01/06	W	24-9	Indianapolis	71,379
01/12	W	38-35 2OT	at Denver	76,732
01/20	W	28-13	at New England	68,756
02/03	W	34-31	vs. San Francisco	71,024

TEAM STATISTICS

	RAVENS	OPPONENT
TOTAL FIRST DOWNS	85	106
Rushing	25	30
Passing	53	63
Penalty	7	13
3rd Down: Made/Att	25/55	25/60
3rd Down Pct.	45.5	41.7
4th Down: Made/Att	0/3	2/6
4th Down Pct.	0.0	33.3
POSSESSION AVG.	28:39	31:21
TOTAL NET YARDS	1641	1713
Avg. Per Game	410.3	428.3
Total Plays	271	316
Avg. Per Play	6.1	5.4
NET YARDS RUSHING	539	567
Avg. Per Game	134.8	141.8
Total Rushes	139	128
NET YARDS PASSING	1102	1146
Avg. Per Game	275.5	286.5
Sacked/Yards Lost	6/38	9/54
Gross Yards	1140	1200
Att./Completions	126/73	179/101
Completion Pct.	57.9	56.4
Had Intercepted	0	6
PUNTS/AVERAGE	22/46.0	17/45.6
NET PUNTING AVG.	22/34.3	17/37.5
PENALTIES/YARDS	24/206	24/197
FUMBLES/BALL LOST	6/4	5/4
TOUCHDOWNS	16	9
Rushing	3	2
Passing	11	5
Returns	2	2

SCORE BY PERIODS

	1	2	3	4	OT	2OT	PTS
RAVENS	21	38	28	34	0	3	124
Opponents	20	26	27	15	0	0	88

SCORING

	TD	RU	PA	RT	K/PAT	FG	S	PTS
Tucker	0	0	0	0	16/16	4/4	0	28
Boldin	4	0	4	0	0	0	0	24
J. Jones	3	0	2	1	0	0	0	18
Pitta	3	0	3	0	0	0	0	18
Rice	2	2	0	0	0	0	0	12
T. Smith	2	0	2	0	0	0	0	12
Graham	1	0	0	1	0	0	0	6
Leach	1	1	0	0	0	0	0	6
RAVENS	16	3	11	2	16/16	4/4	0	124
Opponents	9	2	5	2	8/8	8/10	1	88

2-PT. CONVERSIONS: RAVENS 0-0, Opponents 0-1

SACKS: Kruger 4.5, Suggs 2, A. Jones 1, McPhee 1, Graham 0.5, **RAVENS 9**, Opponents 6

FUM/LOST: Rice 3/3, Flacco 1/1, J. Jones 1/0, Leach 1/0

PASSING

	ATT	COMP	YARDS	COMP%	YDS/ATT	TD	TD%	INT	INT%	LG	SACK/LOST	RATING
Flacco	126	73	1140	57.9	9.05%	11	8.7%	0	0.0%	70t	6/38	117.2
RAVENS	126	73	1140	57.9	9.05%	11	8.7%	0	0.0%	70t	6/38	117.2
Opponents	179	101	1200	56.4	6.70%	5	2.8%	6	3.4%	36	9/54	72.4

RUSHING

	NO	YDS	AVG	LG	TD
Rice	84	306	3.6	32	2
Pierce	39	202	5.2	43	0
Flacco	8	16	2.0	14	0
Leach	5	15	3.0	5	1
Tucker	1	8	8.0	8	0
T. Smith	1	0	0.0	0	0
Koch	1	-8	-8.0	-8	0
RAVENS	139	539	3.9	43	3
Opponents	128	567	4.4	33	2

RECEIVING

	NO	YDS	AVG	LG	TD
Boldin	22	380	17.3	50	4
Pitta	14	163	11.6	24	3
T. Smith	11	233	21.2	59t	2
Rice	8	88	11.0	47	0
Dickson	6	90	15.0	24	0
Leach	6	31	5.2	17	0
J. Jones	5	147	29.4	70t	2
Pierce	1	8	8.0	8	0
RAVENS	73	1140	15.6	70t	11
Opponents	101	1200	11.9	36	5

INTERCEPTIONS

	NO	YDS	AVG	LG	TD
C. Williams	2	41	20.5	41	0
Graham	2	39	19.5	39t	1
E. Reed	1	6	6.0	6	0
Ellerbe	1	2	2.0	2	0
RAVENS	6	88	14.7	41	1
Opponents	0	0	---	---	0

PUNTING

	NO	YDS	AVG	NET	TB	IN	LG	BLK
Koch	22	1013	46.0	34.3	4	8	60	0
RAVENS	22	1013	46.0	34.3	4	8	60	0
Opponents	17	776	45.6	37.5	1	7	59	0

PUNT RETURNS

	RET	FC	YDS	AVG	LG	TD
J. Jones	8	2	110	13.8	34	0
Doss	1	0	8	8.0	8	0
E. Reed	1	3	0	0.0	0	0
RAVENS	10	5	118	11.8	34	0
Opponents	8	3	178	22.3	90t	1

KICKOFF RETURNS

	NO	YDS	AVG	LG	TD
J. Jones	14	362	25.9	108t	1
RAVENS	14	362	25.9	108t	1
Opponents	12	366	30.5	104t	1

FIELD GOALS

	1-19	20-29	30-39	40-49	50+
Tucker	1/1	1/1	1/1	1/1	0/0
RAVENS	1/1	1/1	1/1	1/1	0/0
Opponents	0/0	3/3	3/3	1/2	1/2

Tucker: (23G)(47G)(19G,38G)

Opponents: (47G,52G,26G,40N)(52N)(31G,25G)(36G,27G,34G)

2012 POSTSEASON STATISTICS


DEFENSIVE STATISTICS

PLAYER	TT	SOLO	AS	YDS		INT	RET.		PD	FF	FR
				SACKS	LOST		YDS	TD			
Lewis, Ray	51	29	22	0	0	0	0	1	0	0	0
Ellerbe, Dannell	32	25	7	0	0	1	2	2	0	0	0
Graham, Corey	32	20	12	0.5	3	2	39	7	0	0	0
Williams, Cary	25	19	6	0	0	2	41	6	0	0	0
Suggs, Terrell	21	13	8	2	8	0	0	1	1	0	0
Pollard, Bernard	17	11	6	0	0	0	0	4	1	0	0
Reed, Ed	15	14	1	0	0	1	6	3	0	0	0
Kruger, Paul	14	9	5	4.5	28	0	0	1	1	1	0
Ngata, Haloti	13	10	3	0	0	0	0	1	0	0	0
Kemoeatu, Ma'ake	10	5	5	0	0	0	0	0	0	0	0
Brown, Chykie	9	7	2	0	0	0	0	2	0	0	0
Jones, Arthur	9	5	4	1	6	0	0	0	0	2	0
Upshaw, Courtney	9	7	2	0	0	0	0	0	1	0	0
Tyson, DeAngelo	5	2	3	0	0	0	0	0	0	0	0
McPhee, Pernell	4	2	2	1	9	0	0	2	1	1	0
Cody, Terrence	3	2	1	0	0	0	0	0	0	0	0
Smith, Jimmy	3	3	0	0	0	0	0	2	0	0	0
Ayanbadejo, Brendon	2	2	0	0	0	0	0	0	0	0	0
Ihedigbo, James	1	1	0	0	0	0	0	0	0	0	0
McClellan, Albert	1	1	0	0	0	0	0	0	0	0	0
Totals	276	187	89	9	54	6	88	32	5	4	0

SPECIAL TEAMS STATISTICS

PLAYER	TT	SOLO	AS	FF	FR	BK
Considine, Sean	4	3	1	0	0	0
Allen, Anthony	3	3	0	0	0	0
Brown, Chykie	2	1	1	0	0	0
Bynes, Josh	2	2	0	0	0	0
McClellan, Albert	2	2	0	0	0	0
Ihedigbo, James	1	1	0	0	0	0
Koch, Sam	1	1	0	0	0	0
Reed, David	1	1	0	0	0	0
Smith, Jimmy	1	1	0	0	0	0
Totals	17	15	2	0	0	0

Defensive and special teams statistics reflect press box stats.



CB Corey Graham made his first of two interceptions of Broncos QB Peyton Manning, returning it 39 yards for a TD, in the Ravens' 38-35 double overtime victory in the 2012 Divisional Playoff at Denver (1/12/13). Graham's other interception came near the end of the first overtime and set up the K Justin Tucker game-winning field goal.

2012 PRESEASON STATISTICS

RESULTS AND ATTENDANCE

WON 2, LOST 2

08/09	W	31-17	at Atlanta	68,449
08/17	L	12-27	Detroit	70,567
08/23	W	48-17	Jacksonville	70,502
08/30	L	17-31	at St. Louis	53,371

TEAM STATISTICS

TOTAL FIRST DOWNS

	RAVENS	OPPONENT
Rushing	25	21
Passing	66	49
Penalty	13	9
3rd Down: Made/Att	24/62	22/57
3rd Down Pct.	38.7	38.6
4th Down: Made/Att	1/2	0/0
4th Down Pct.	50.0	0.0

POSSESSION AVG.

RAVENS	30:22	29:38
--------	-------	-------

TOTAL NET YARDS

RAVENS	1562	1464
--------	------	------

NET YARDS RUSHING

RAVENS	460	509
--------	-----	-----

NET YARDS PASSING

RAVENS	1102	955
--------	------	-----

PUNTS/AVERAGE

RAVENS	21/41.8	24/45.5
--------	---------	---------

NET PUNTING AVG.

RAVENS	21/35.9	24/39.3
--------	---------	---------

PENALTIES/YARDS

RAVENS	25/231	30/289
--------	--------	--------

FUMBLES/BALL LOST

RAVENS	3/1	7/5
--------	-----	-----

TOUCHDOWNS

RAVENS	12	11
--------	----	----

SCORE BY PERIODS

	1	2	3	4	OT	PTS
RAVENS	6	23	41	38	0	108
Opponents	21	37	7	27	0	92

SCORING

	TD	RU	PA	RT	K/PAT	FG	S	PTS
Tucker	0	0	0	0	11/11	6/7	0	29
Bajema	2	0	2	0	0			12
Rainey	2	0	2	0	0			12
D. Thompson	2	0	2	0	0			12
Cundiff TM	0	0	0	0	1/1	2/2	0	7
Boldin	1	0	1	0	0			6
Dickson	1	0	1	0	0			6
Leach	1	0	1	0	0			6
Streeter	1	0	1	0	0			6
Taylor	1	1	0	0	0			6
L. Williams	1	0	1	0	0			6
RAVENS	12	1	11	0	12/12	8/9	0	108
Opponents	11	3	6	2	11/11	5/7	0	92

2-PT. CONVERSIONS: RAVENS 0-0, Opponents 0-0

SACKS: C. Graham 1, Kitchen 1, McClellan 1, D. Thompson, Ngata 1, Tyson 1, Upshaw 1, RAVENS 6, Opponents 8

FUM/LOST: Flacco 1/0, Rainey 1/0, Taylor 1/1

RUSHING

	NO	YDS	AVG	LG	TD
Taylor	17	157	9.2	22	1
Berry	18	80	4.4	13	0
Pierce	22	63	2.9	20	0
Rainey	23	55	2.4	13	0
Rice	10	46	4.6	28	0
J. Jones	1	35	35.0	35	0
Allen	11	19	1.7	6	0
Flacco	2	7	3.5	5	0
Painter	1	2	2.0	2	0
Stewart	2	-4	-2.0	-1	0
RAVENS	107	460	4.3	35	1
Opponents	111	509	4.6	76t	3

RECEIVING

	NO	YDS	AVG	LG	TD
Rainey	14	163	11.6	48t	2
T. Smith	11	146	13.3	32	0
D. Thompson	10	139	13.9	22t	2
Berry	10	93	9.3	18	0
Payne	8	86	10.8	21	0
Boldin	7	78	11.1	20	1
Doss	7	51	7.3	20	0
Bajema	7	48	6.9	13	2
L. Williams	6	76	12.7	35	1
Leach	6	42	7.0	15	1
Streeter	4	52	13.0	33t	1
Allen	3	32	10.7	13	0
J. Jones	3	32	10.7	11	0
Rice	3	24	8.0	13	0
D. Graham	3	21	7.0	11	0
Balasavage	3	18	6.0	12	0
Pierce	2	19	9.5	12	0
Dickson	2	15	7.5	9t	1
Figgins	2	12	6.0	7	0
P. Williams	1	7	7.0	7	0
Drew	1	5	5.0	5	0
RAVENS	113	1159	10.3	48t	11
Opponents	83	998	12.0	57	6

INTERCEPTIONS

	NO	YDS	AVG	LG	TD
Ayanbadejo	1	40	40.0	40	0
Gorrer	1	0	0.0	0	0
O. Brown	1	-2	-2.0	-2	0
RAVENS	3	38	12.7	40	0
Opponents	7	142	20.3	76t	2

PUNTING

	NO	YDS	AVG	NET	TB	IN	LG	BLK
Koch	20	878	43.9	35.9	2	11	59	1
RAVENS	21	878	41.8	35.9	2	11	59	1
Opponents	24	1091	45.5	39.3	1	8	57	0

PUNT RETURNS

	RET	FC	YDS	AVG	LG	TD
Rainey	8	0	54	6.8	15	0
J. Jones	4	1	34	8.5	15	0
Jackson	1	2	40	40.0	40	0
Webb	0	1	0	---	---	0
RAVENS	13	4	128	9.8	40	0
Opponents	7	5	84	12.0	45	0

KICKOFF RETURNS

	NO	YDS	AVG	LG	TD
D. Thompson	5	199	39.8	63	0
Rainey	4	92	23.0	30	0
J. Jones	3	108	36.0	51	0
Pierce	2	48	24.0	25	0
Berry	1	32	32.0	32	0
RAVENS	15	479	31.9	63	0
Opponents	13	334	25.7	47	0

FIELD GOALS

	1-19	20-29	30-39	40-49	50+
Tucker	0/0	0/0	2/2	2/2	2/3
Cundiff TM	0/0	0/0	1/1	1/1	0/0
RAVENS	0/0	0/0	3/3	3/3	2/3
Opponents	0/0	1/1	2/3	0/0	2/3

Tucker: (36G)(50G,45G)(33G,53G)(57N,49G)

RAVENS: (36G)(33G,50G,44G,45G)(33G,53G)(57N,49G)

Opponents: (31G)(50G,31G)(25G,30B)(62N,59G)

PASSING

	ATT	COMP	YARDS	COMP%	YDS/ATT	TD	TD%	INT	INT%	LG	SACK/LOST	RATING
Painter	68	39	400	57.4	5.88	6	8.8%	4	5.9%	33t	0/0	79.3
Flacco	60	43	433	71.7	7.22	3	5.0%	1	1.7%	32	5/34	101.6
Taylor	60	31	326	51.7	5.43	2	3.3%	1	1.7%	48t	3/23	71.9
Stewart	1	0	0	0.0	0.00	0	0.0%	1	100.0%	---	0/0	0.0
TEAM	189	113	1159	59.8	6.13	11	5.8%	7	3.7%	48t	8/57	81.4
OPPONENTS	147	83	998	56.5	6.79	6	4.1%	3	2.0%	57	6/43	82.5



2012 PRESEASON STATISTICS

DEFENSIVE STATISTICS

PLAYER	TT	SOLO	AS	YDS		INT	RET.		PD	FF	FR
				SACKS	LOST		YDS	TD			
Carr, Nigel	15	13	2	0	0	0	0	0	1	0	0
Graham, Corey	11	10	1	1	8	0	0	0	0	0	0
Brown, Omar	10	9	1	0	0	1	-2	1	0	3	
Brown, Ricky	10	9	1	0	0	0	0	1	1	0	
McClellan, Albert	9	6	3	1	4	0	0	0	0	0	
Webb, Lardarius	9	7	2	0	0	0	0	1	0	0	
Ayanbadejo, Brendon	8	7	1	0	0	1	40	1	0	0	
Ellerbe, Dannell	8	6	2	0	0	0	0	0	0	0	
Hall, Bryan	8	6	2	0	0	0	0	0	0	0	
McClain, Jameel	8	7	1	0	0	0	0	1	0	0	
Thompson, Christian	8	5	3	0	0	0	0	0	1	0	
Kruger, Paul	7	4	3	0	0	0	0	2	0	0	
Smith, Jimmy	7	6	1	0	0	0	0	2	0	0	
Williams, Chavis	7	6	1	0	0	0	0	1	0	0	
Brown, Chykie	6	5	1	0	0	0	0	1	0	0	
Gorrer, Danny	6	5	1	0	0	1	0	2	0	0	
Pollard, Bernard	6	6	0	0	0	0	0	2	0	0	
Quarles, Cyhl	6	6	0	0	0	0	0	0	0	0	
Tyson, DeAngelo	6	6	0	1	5	0	0	0	1	1	
Williams, Cary	6	5	1	0	0	0	0	1	0	0	
Cook, Emanuel	5	5	0	0	0	0	0	1	0	0	
Jones, Arthur	5	3	2	0	0	0	0	0	0	0	
Kemoeatu, Ma'ake	5	4	1	0	0	0	0	0	0	0	
Kitchen, Ishmaa'ily	5	5	0	1	10	0	0	0	0	0	
Cody, Terrence	4	4	0	0	0	0	0	1	0	0	
Considine, Sean	4	3	1	0	0	0	0	0	0	0	
Jackson, Asa	4	4	0	0	0	0	0	1	0	0	
Lewis, Ray	4	3	1	0	0	0	0	1	0	0	
McPhee, Pernell	4	3	1	0	0	0	0	0	0	0	
Upshaw, Courtney	3	2	1	1	7	0	0	0	0	0	
Gorrer, Danny	2	2	0	0	0	0	0	1	0	0	
Kindle, Sergio	2	1	1	0	0	0	0	0	0	0	
Ngata, Haloti	2	1	1	1	9	0	0	0	0	0	
Mabin, Jordan	1	1	0	0	0	0	0	0	0	0	
Reed, Ed	1	1	0	0	0	0	0	0	0	0	
Totals	212	176	36	6	43	3	38	22	3	4	

SPECIAL TEAMS STATISTICS

PLAYER	TT	SOLO	AS	FF	FR	BK
Jackson, Asa	3	3	0	0	0	0
Brown, Chykie	2	2	0	0	0	0
Carr, Nigel	2	2	0	0	0	0
Kindle, Sergio	2	1	1	0	0	0
Quarles, Cyhl	2	2	0	0	0	0
Thompson, Christian	2	2	0	0	0	0
Tucker, Justin	2	2	0	0	0	0
Bajema, Billy	1	1	0	0	0	0
Graham, Dorian	1	0	1	0	0	0
Graham, Corey	1	1	0	0	0	0
Koch, Sam	1	1	0	0	0	0
Williams, Chavis	1	1	0	0	0	0
McPhee, Pernell	0	0	0	0	0	1
Totals	20	18	2	0	0	1

Defensive and special teams statistics reflect press box stats.

ALL-TIME RAVENS INTs RETURNED FOR TDs

2012 09/27/12 CB Cary Williams 63 yds vs. Cle. 09/10/12 S Ed Reed 34 yds vs. Cin.	2006 12/31/06 CB Chris McAlister 31 yds vs. Buf. 11/05/06 S Ed Reed 25 yds* vs. Cin. 10/29/06 S Dawan Landry 12 yds @ NO 10/29/06 CB Ronnie Prude 12 yds @ NO 09/10/06 CB Chris McAlister 60 yds @ TB	2000 12/24/00 CB Chris McAlister 98 yds vs. NYJ
2012 postseason 01/12/13 CB Corey Graham 39 yds @ Den.	2005 12/04/05 LB Adalius Thomas 20 yds vs. Hou.	2000 postseason 01/28/01 CB Duane Starks 49 yds vs. NYG 01/07/01 LB Ray Lewis 50 yds @ Ten.
2011 10/02/11 CB Lardarius Webb 73 yds vs. NYJ	2004 01/02/05 DE Jarret Johnson 6 yds vs. Mia. 11/21/04 S Chad Williams 44 yds vs. Dal. 11/07/04 S Ed Reed 106 yds vs. Cle. 10/24/04 CB Deion Sanders 48 yds vs. Buf. 09/19/04 CB Chris McAlister 51 yds vs. Pit.	1999 12/19/99 S Corey Harris 24 yds vs. NO 12/05/99 S Rod Woodson 47 yds vs. Ten. 11/21/99 CB Duane Starks 43 yds @ Cin. 11/07/99 S Rod Woodson 66 yds @ Cle.
2010 12/13/10 CB Josh Wilson 12 yds @ Hou. 11/21/10 S Dawan Landry 23 yds** @ Car. 11/21/10 LB Ray Lewis 24 yds @ Car.	2003 12/21/03 S Chad Williams 52 yds @ Cle. 11/30/03 LB Ray Lewis 29 yds vs. SF 10/12/03 CB Chris McAlister 83 yds vs. Ari. 09/14/03 S Ed Reed 54 yds vs. Cle.	1998 11/08/98 CB Rod Woodson 18 yds vs. Oak. 09/13/98 CB Rod Woodson 60 yds @ NYJ
2009 11/16/09 S Dawan Landry 48 yds @ Cle. 10/11/09 S Ed Reed 52 yds vs. Cin.	2003 postseason 01/03/04 S Will Demps 56 yds vs. Ten.	1997 11/30/97 CB Antonio Langham 40 yds @ Jax.
2008 11/30/08 S Jim Leonhard 35 yds @ Cin. 11/23/08 S Ed Reed 107 yds vs. Phi. 11/02/08 OLB Terrell Suggs 42 yds @ Cle. 10/19/08 OLB Terrell Suggs 44 yds @ Mia. 09/21/08 S Ed Reed 32 yds @ Cle.	2002 12/01/02 S Chad Williams 98 yds @ Cin. 11/10/02 LB Adalius Thomas 25 yds vs. Cin.	1996 11/24/96 LB Mike Caldwell 45 yds vs. Jax.
2008 postseason 01/04/09 S Ed Reed 64 yds @ Mia.	2001 12/02/01 S Rod Woodson 47 yds vs. Ind.	
2007 11/18/07 LB Ray Lewis 35 yds vs. Cle.		

*lateral from Samari Rolle INT

**lateral from Ed Reed INT



2012 PARTICIPATION CHART

Player	9/10 vs. Cin.	9/16 at Phi.	9/23 vs. NE	9/27 vs. Cle.	10/7 at KC	10/14 vs. Dal.	10/21 at Hou.	11/4 at Cle.	11/11 vs. Oak.	11/18 at Pit.	11/25 at SD	12/2 vs. Pit.	12/9 at Was.	12/16 vs. Den.	12/23 vs. NYG	12/30 at Cin.	1/6/13 vs. Ind. (WC)	1/12/13 at Den. (Div.)	1/20/13 at NE (AFC)	2/3/13 at SF (SB)	Games Played	Games Started	Did Not Play	Inactive	
Allen, Anthony	X	X	X	X	X	X	X	X	X	X	X	X	X	X	X	X	X	X	X	X	16	3	0	0	
Ayanbadejo, Brendon	X	X	X	X	X	X	X	X	X	X	X	WILL	WILL	X	X	X	X	X	X	X	X	16	0	0	0
Bajema, Billy	INA	INA	INA	INA	INA	X	INA	INA	INA	X	X	TE	X	X	X	X	X	X	X	X	8	1	0	8	
Berry, Damien	IR	IR	IR	IR	IR	IR	IR	IR	IR	IR	IR	IR	IR	IR	IR	IR	IR	IR	IR	IR	0	0	0	0	
Birk, Matt	C	C	C	C	C	C	C	C	C	C	C	C	C	C	C	C	C	C	C	C	16	16	0	0	
Boldin, Anquan	WR	WR	WR	WR	WR	WR	WR	WR	WR	WR	WR	WR	WR	WR	WR	INA	WR	WR	WR	WR	15	15	0	1	
Brown, Chykie	X	X	X	X	X	X	X	X	X	X	X	CB	X	X	X	X	X	CB	DB	DB	16	1	0	0	
Brown, Omar	PS	PS	PS	PS	PS	PS	PS	PS	PS	PS	PS	PS	PS	PS	PS	INA	INA	INA	INA	INA	3	0	0	0	
Brown, Ricky	IR	IR	IR	IR	IR	IR	IR	IR	IR	IR	IR	IR	IR	IR	IR	IR	IR	IR	IR	IR	0	0	0	0	
Bryant, D.J.	NOR	NOR	NOR	NOR	NOR	NOR	NOR	NOR	NOR	NOR	NOR	NOR	NOR	PS	NOR	PS	PS	PS	PS	PS	0	0	0	0	
Bynes, Josh	PS	PS	PS	PS	PS	PS	PS	X	X	X	X	X	X	MIKE	MIKE	MIKE	X	X	X	X	10	3	0	0	
Carr, Nigel	NOR	NOR	NOR	NOR	NOR	NOR	PS	PS	PS	PS	PS	PS	PS	PS	PS	PS	PS	PS	PS	PS	0	0	0	0	
Cody, Terrence	X	X	X	X	X	X	NT	X	X	INA	X	X	NT	NT	X	X	X	X	X	X	15	3	0	1	
Considine, Sean	X	X	X	X	X	X	X	X	X	X	X	X	X	X	X	X	X	X	X	X	16	0	0	0	
Cook, Emanuel	IR	IR	IR	IR	IR	IR	IR	IR	IR	IR	IR	IR	IR	IR	IR	IR	IR	IR	IR	IR	0	0	0	0	
Cornell, Jack	PS	PS	PS	PS	PS	PS	PS	PS	PS	PS	PS	PS	PS	PS	PS	PS	PS	PS	PS	PS	0	0	0	0	
Cox, Morgan	X	X	X	X	X	X	X	X	X	X	X	X	X	X	X	X	X	X	X	X	16	0	0	0	
Dickson, Ed	X	X	TE	TE	TE	TE	TE	TE	TE	TE	TE	INA	INA	INA	INA	TE	TE	TE	TE	TE	13	11	0	3	
Dixon, Dennis	PS	PS	PS	PS	PS	PS	PS	NOR	PS	PS	PS	PS	PS	PS	PS	PS	PS	PS	PS	PS	0	0	0	0	
Doss, Tandon	X	X	X	X	X	X	X	X	X	X	X	X	X	X	INA	INA	INA	X	X	X	14	0	0	2	
Ellerbe, Dannel	X	X	X	X	X	X	WILL	WILL	WILL	WILL	WILL	INA	INA	INA	WILL	WILL	WILL	WILL	WILL	WILL	13	7	0	3	
Flacco, Joe	QB	QB	QB	QB	QB	QB	QB	QB	QB	QB	QB	QB	QB	QB	QB	QB	QB	QB	QB	QB	16	16	0	0	
Gradkowski, Gino	X	X	X	X	X	X	X	X	X	X	X	X	X	X	X	X	X	X	X	X	16	0	0	0	
Graham, Corey	X	X	X	X	X	X	X	X	LCB	LCB	LCB	LCB	LCB	LCB	LCB	LCB	LCB	LCB	LCB	LCB	16	8	0	0	
Hall, Bryan	INA	INA	INA	INA	INA	INA	X	INA	X	INA	INA	INA	INA	X	INA	X	INA	INA	INA	INA	5	0	0	11	
Hamilton, Adrian	PS	PS	PS	PS	PS	PS	PS	PS	PS	PS	PS	PS	PS	PS	X	X	INA	INA	INA	INA	2	0	0	0	
Harewood, Ramon	LG	LG	LG	LG	LG	LG	INA	INA	INA	INA	INA	INA	INA	INA	INA	INA	INA	INA	INA	INA	6	5	0	10	
Ihedigbo, James	X	X	X	X	X	X	X	X	X	X	X	X	X	SS	SS	SS	X	X	X	X	16	3	0	0	
Jackson, Asa	INA	INA	INA	INA	INA	INA	INA	INA	INA	INA	X	X	X	SUS	SUS	SUS	SUS	X	INA	INA	3	0	0	10	
Johnson, Chris	NOR	NOR	NOR	NOR	NOR	NOR	NOR	NOR	NOR	X	INA	INA	X	CB	DNP	X	INA	INA	X	INA	4	1	1	2	
Jones, Arthur	X	X	X	X	X	X	DE	DE	DE	DE	DE	X	X	X	DE	DT	DE	X	X	DE	16	6	0	0	
Jones, Jacoby	WR	WR	X	X	X	X	X	X	X	X	X	X	X	X	X	WR	X	X	X	X	16	3	0	0	
Kemoatu, Ma'ake	NT	NT	NT	NT	NT	NT	INA	NT	NT	NT	NT	NT	X	X	NT	NT	NT	NT	NT	NT	15	13	0	1	
Kindle, Sergio	INA	X	INA	INA	INA	INA	NOR	PS	PS	PS	PS	PS	PS	PS	PS	PS	PS	NOR	NOR	NOR	1	0	0	5	
Koch, Sam	X	X	X	X	X	X	X	X	X	X	X	X	X	X	X	X	X	X	X	X	16	0	0	0	
Kruger, Paul	RUSH	INA	X	X	X	X	X	SAM	X	X	X	SAM	OLB	X	X	RUSH	X	DE	DE	X	15	5	0	1	
Leach, Vonta	X	X	FB	X	FB	FB	FB	FB	FB	FB	FB	FB	FB	FB	FB	FB	FB	FB	FB	FB	16	13	0	0	
Levine, Anthony	PS	PS	PS	PS	PS	PS	PS	PS	PS	X	X	IR	IR	IR	IR	IR	IR	IR	IR	IR	2	0	0	0	
Lewis, Ray	MIKE	MIKE	MIKE	MIKE	MIKE	MIKE	IR	IR	IR	IR	IR	IR	IR	IR	IR	INA	MIKE	MIKE	MIKE	MIKE	6	6	0	1	
Mabin, Jordan	NOR	NOR	NOR	NOR	NOR	NOR	PS	NOR	NOR	NOR	NOR	NOR	NOR	NOR	NOR	NOR	NOR	NOR	NOR	NOR	0	0	0	0	
McAdoo, Michael	IR	IR	IR	IR	IR	IR	IR	IR	IR	IR	IR	IR	IR	IR	IR	IR	IR	IR	IR	IR	0	0	0	0	
McBean, Ryan	IR	IR	IR	IR	IR	IR	IR	IR	IR	IR	IR	IR	IR	IR	IR	IR	IR	IR	IR	IR	0	0	0	0	
McClain, Antoine	PS	PS	PS	PS	PS	PS	PS	PS	PS	PS	PS	PS	PS	PS	PS	PS	PS	PS	PS	PS	0	0	0	0	
McClain, Jameel	WILL	WILL	WILL	WILL	WILL	WILL	MIKE	MIKE	MIKE	MIKE	MIKE	MIKE	MIKE	INA	INA	IR	IR	IR	IR	IR	13	13	0	1	
McClellan, Albert	SAM	SAM	SAM	SAM	SAM	SAM	SAM	X	SAM	SAM	SAM	X	SAM	SAM	INA	DNP	X	X	X	X	14	12	1	1	
McKinnie, Bryant	X	X	X	X	X	X	X	X	X	X	X	X	X	X	X	X	X	LT	LT	LT	16	0	0	0	
McPhee, Pernel	DT	DE	DE	DE	DE	DE	X	INA	INA	INA	INA	X	X	X	X	X	X	X	X	X	12	6	0	4	
Miller, Lonyae	NOR	NOR	NOR	NOR	NOR	NOR	NOR	NOR	NOR	NOR	NOR	NOR	NOR	NOR	PS	PS	PS	PS	PS	PS	0	0	0	0	
Ngata, Haloti	DT	DT	DT	DT	DT	DT	DT	DT	DNP	DT	DT	DT	DT	DT	DT	DT	DT	DT	DT	DT	14	14	1	1	
Oher, Michael	LT	LT	LT	LT	LT	LT	LT	LT	LT	LT	LT	LT	LT	LT	LT	LT	RT	RT	RT	RT	16	16	0	0	
Osemele, Kelechi	RT	RT	RT	RT	RT	RT	RT	RT	RT	RT	RT	RT	RT	RT	RT	RT	LG	LG	LG	LG	16	16	0	0	
Pierce, Bernard	X	X	X	X	X	X	X	X	X	X	X	X	X	X	X	X	X	X	X	X	16	0	0	0	
Pitta, Dennis	TE	TE	X	TE	X	X	X	X	X	X	X	X	TE	TE	X	X	TE	X	TE	X	16	5	0	0	
Pollard, Bernard	SS	SS	SS	SS	SS	SS	SS	SS	SS	SS	SS	SS	SS	INA	INA	INA	SS	SS	SS	SS	13	13	0	3	
Rainey, Bobby	PS	PS	PS	PS	PS	PS	PS	INA	INA	IR	IR	IR	IR	IR	IR	IR	IR	IR	IR	IR	0	0	0	3	
Reed, David	PUP	PUP	PUP	PUP	PUP	PUP	PUP	PUP	PUP	PUP	PUP	X	X	X	X	X	X	INA	X	X	5	0	0	0	
Reed, Ed	FS	FS	FS	FS	FS	FS	FS	FS	FS	FS	FS	FS	FS	FS	FS	FS	FS	FS	FS	FS	16	16	0	0	
Reid, Jah	INA	INA	INA	INA	INA	INA	INA	X	LG	LG	LG	LG	LG	LG	LG	INA	IR	IR	IR	IR	9	7	0	7	
Rice, Ray	RB	RB	RB	RB	RB	RB	RB	RB	RB	RB	RB	RB	RB	RB	RB	RB	RB	RB	RB	RB	16	16	0	0	
Silvestro, Alex	NOR	NOR	NOR	NOR	NOR	NOR	NOR	PS	PS	PS	PS	PS	PS	PS	PS	PS	PS	PS	PS	PS	0	0	0	0	
Smith, Jimmy	X	X	X	X	X	X	LCB	LCB	DNP	INA	INA	INA	INA	X	X	X	X	X	X	X	11	2	1	4	
Smith, Torrey	WR	WR	WR	WR	WR	WR	WR	WR	WR	WR	WR	WR	WR	WR	WR	WR	WR	WR	WR	WR	16	16	0	0	
Stephens, Reggie	NOR	NOR	NOR	NOR	NOR	NOR	NOR	NOR	NOR	NOR	NOR	NOR	NOR	NOR	NOR	NOR	NOR	PS	PS	PS	0	0	0	0	
Streeter, Tommy	IR	IR	IR	IR	IR	IR	IR	IR	IR	IR	IR	IR	IR	IR	IR	IR	IR	IR	IR	IR	0	0	0	0	
Suggs, Terrell	PUP	PUP	PUP	PUP	PUP	PUP	RUSH	RUSH	RUSH	RUSH	RUSH	RUSH	INA	RUSH	RUSH	X	RUSH	RUSH	RUSH	RUSH	8	8	0	2	
Taylor, Tyrod	X	DNP	DNP	X	X	DNP	DNP	X	X	DNP	DNP	DNP	DNP	DNP	X	INA	DNP	DNP	DNP	DNP	7	0	9	0	
Thompson, Christian	X	X	X	X	INA	X	X	INA	INA	INA	INA	INA	INA	INA	INA	INA	INA	INA	INA	INA	7	0	0	2	
Thompson, Deonte	X	X	X	X	X	INA	INA	INA	INA	INA	INA	INA	INA	INA	INA	INA	INA	INA	INA	INA	6	0	0	10	
Tucker, Justin	X	X	X	X	X	X	X	X	X	X	X	X	X	X	X	X	X	X	X	X	16	0	0	0	
Tyson, DeAngelo	INA	INA	INA	INA	INA	INA	X	X	DT	X	X	X	X	X	X	DE	X	X	INA	X	10	2	0	6	
Upshaw, Courtney	X	RUSH	RUSH	RUSH	RUSH	RUSH	X	X	X	X	OLB	X	RUSH	X	SAM	SAM	SAM	X	X	SAM	16	9	0	0	
Webb, Lardarius	LCB	LCB	LCB	LCB	LCB	LCB	IR	IR	IR	IR	IR	IR	IR	IR	IR	IR	IR	IR	IR	IR	6	6	0	0	
Williams, Bobbie	X	X	X	X	X	LG	LG	LG	LG	INA	INA	X	X	RG	INA	RG	X	X	X	X	13	6	0	3	
Williams, Cary	RCB	RCB	RCB	RCB	RCB	RCB	RCB	RCB	RCB	RCB	RCB	RCB	RCB	RCB	RCB	RCB	RCB	RCB	RCB	RCB	16	16	0	0	
Williams, LaQuan	INA	INA	INA	INA	X	X	X	X	X	X	X	X	X	X	X	IR	IR	IR	IR	IR	11	0	0	4	
Yanda, Marshal	RG	RG	RG	RG	RG	RG	RG	RG	RG	RG	RG	RG	RG	INA	RG	INA	RG	RG	RG	RG	14	14	0	2	

X-substituted; INA-inactive; IR-injured reserve; NOR-not on roster; PUP-physically unable to perform; PS-practice squad; PSIL-practice squad injured list; SUS-suspended

2012 GAME-BY-GAME STARTERS

OFFENSE

GAME	WR	LT	LG	C	RG	RT	TE	WR	QB	RB	FB	OTHER
09/10/12 Cincinnati	Boldin	Oher	Harewood	Birk	Yanda	Osemele	Pitta	T. Smith	Flacco	Rice	n/a	J. Jones-WR
09/16/12 at Philadelphia	Boldin	Oher	Harewood	Birk	Yanda	Osemele	Pitta	T. Smith	Flacco	Rice	n/a	J. Jones-WR
09/23/12 New England	Boldin	Oher	Harewood	Birk	Yanda	Osemele	Dickson	T. Smith	Flacco	Rice	Leach	n/a
09/27/12 Cleveland	Boldin	Oher	Harewood	Birk	Yanda	Osemele	Pitta	T. Smith	Flacco	Rice	n/a	Dickson - TE
10/07/12 at Kansas City	Boldin	Oher	Harewood	Birk	Yanda	Osemele	Dickson	T. Smith	Flacco	Rice	Leach	n/a
10/14/12 Dallas	Boldin	Oher	B. Williams	Birk	Yanda	Osemele	Dickson	T. Smith	Flacco	Rice	Leach	n/a
10/21/12 at Houston	Boldin	Oher	B. Williams	Birk	Yanda	Osemele	Dickson	T. Smith	Flacco	Rice	Leach	n/a
11/04/12 at Cleveland	Boldin	Oher	B. Williams	Birk	Yanda	Osemele	Dickson	T. Smith	Flacco	Rice	Leach	n/a
11/11/12 Oakland	Boldin	Oher	B. Williams	Birk	Yanda	Osemele	Dickson	T. Smith	Flacco	Rice	Leach	n/a
11/18/12 at Pittsburgh	Boldin	Oher	Reid	Birk	Yanda	Osemele	Dickson	T. Smith	Flacco	Rice	Leach	n/a
11/25/12 at San Diego	Boldin	Oher	Reid	Birk	Yanda	Osemele	Dickson	T. Smith	Flacco	Rice	Leach	n/a
12/02/12 Pittsburgh	Boldin	Oher	Reid	Birk	Yanda	Osemele	Bajema	T. Smith	Flacco	Rice	Leach	n/a
12/09/12 at Washington	Boldin	Oher	Reid	Birk	Yanda	Osemele	Pitta	T. Smith	Flacco	Rice	Leach	n/a
12/16/12 Denver	Boldin	Oher	Reid	Birk	B. Williams	Osemele	Pitta	T. Smith	Flacco	Rice	Leach	n/a
12/23/12 New York Giants	Boldin	Oher	Reid	Birk	Yanda	Osemele	Dickson	T. Smith	Flacco	Rice	Leach	n/a
12/30/12 at Cincinnati	J. Jones	Oher	Reid	Birk	B. Williams	Osemele	Dickson	T. Smith	Flacco	Rice	Leach	n/a
01/06/13 Indianapolis (WC)	Boldin	McKinnie	Osemele	Birk	Yanda	Oher	Dickson	T. Smith	Flacco	Rice	n/a	Pitta-TE
01/12/13 at Denver (Div.)	Boldin	McKinnie	Osemele	Birk	Yanda	Oher	Dickson	T. Smith	Flacco	Rice	Leach	
01/20/13 at New England (AFC)	Boldin	McKinnie	Osemele	Birk	Yanda	Oher	Dickson	T. Smith	Flacco	Rice	n/a	Pitta-TE
02/03/13 vs. San Francisco (SB)	Boldin	McKinnie	Osemele	Birk	Yanda	Oher	n/a	T. Smith	Flacco	Rice	n/a	J. Jones-WR

DEFENSE

GAME	DT	DE	NT	SAM	MIKE	WILL	RUSH	RCB	LCB	SS	FS	OTHER
09/10/12 Cincinnati	Ngata	McPhee	Kemoeatu	McClellan	Lewis	McCain	Kruger	C. Williams	Webb	Pollard	Reed	n/a
09/16/12 at Philadelphia	Ngata	McPhee	Kemoeatu	McClellan	Lewis	McCain	Upshaw	C. Williams	Webb	Pollard	Reed	n/a
09/23/12 New England	Ngata	McPhee	Kemoeatu	McClellan	Lewis	McCain	Upshaw	C. Williams	Webb	Pollard	Reed	n/a
09/27/12 Cleveland	Ngata	McPhee	Kemoeatu	McClellan	Lewis	McCain	Upshaw	C. Williams	Webb	Pollard	Reed	n/a
10/07/12 at Kansas City	Ngata	McPhee	Kemoeatu	McClellan	Lewis	McCain	Upshaw	C. Williams	Webb	Pollard	Reed	n/a
10/14/12 Dallas	Ngata	McPhee	Kemoeatu	McClellan	Lewis	McCain	Upshaw	C. Williams	Webb	Pollard	Reed	n/a
10/21/12 at Houston	Ngata	A. Jones	Cody	McClellan	McCain	Ellerbe	Suggs	C. Williams	J. Smith	Pollard	Reed	n/a
11/04/12 at Cleveland	Ngata	A. Jones	Kemoeatu	Kruger	McCain	Ellerbe	Suggs	C. Williams	J. Smith	Pollard	Reed	n/a
11/11/12 Oakland	Tyson	A. Jones	Kemoeatu	McClellan	McCain	Ellerbe	Suggs	C. Williams	Graham	Pollard	Reed	n/a
11/18/12 at Pittsburgh	Ngata	A. Jones	Kemoeatu	McClellan	McCain	Ellerbe	Suggs	C. Williams	Graham	Pollard	Reed	n/a
11/25/12 at San Diego	Ngata	n/a	Kemoeatu	McClellan	McCain	Ellerbe	Suggs	C. Williams	Graham	Pollard	Reed	Upshaw-OLB
12/02/12 Pittsburgh	Ngata	n/a	Kemoeatu	Kruger	McCain	Ellerbe	Suggs	C. Williams	Graham	Pollard	Reed	Brown-CB
12/09/12 at Washington	Ngata	n/a	Cody	McClellan	McCain	Ellerbe	Kruger	C. Williams	Graham	Pollard	Reed	Upshaw-OLB
12/16/12 Denver	Ngata	n/a	Cody	McClellan	Bynes	Ellerbe	Suggs	C. Williams	Graham	Ihedigbo	Reed	Johnson-CB
12/23/12 New York Giants	Ngata	A. Jones	Kemoeatu	Upshaw	Bynes	Ellerbe	Suggs	C. Williams	Graham	Ihedigbo	Reed	n/a
12/30/12 at Cincinnati	A. Jones	Tyson	Kemoeatu	Upshaw	Bynes	Ellerbe	Kruger	C. Williams	Graham	Ihedigbo	Reed	n/a
01/06/13 Indianapolis (WC)	Ngata	A. Jones	Kemoeatu	Upshaw	Lewis	Ellerbe	Suggs	C. Williams	Graham	Pollard	Reed	n/a
01/12/13 at Denver (Div.)	Ngata	Kruger	Kemoeatu	n/a	Lewis	Ellerbe	Suggs	C. Williams	Graham	Pollard	Reed	Brown-CB
01/20/13 at New England (AFC)	Ngata	Kruger	Kemoeatu	n/a	Lewis	Ellerbe	Suggs	C. Williams	Graham	Pollard	Reed	Brown-CB
02/03/13 vs. San Francisco (SB)	Ngata	A. Jones	Kemoeatu	Upshaw	Lewis	Ellerbe	Suggs	C. Williams	Graham	Pollard	Reed	n/a

Bold denotes first NFL start



HOW THE 2012 RAVENS WERE BUILT

HOW ACQUIRED

YEAR	PLAYER	ACQ.
1996	LB Ray Lewis	D1b
2002	S Ed Reed	D1
2003	OLB Terrell Suggs	D1a
2006	P Sam Koch DT Haloti Ngata	D6a D1
2007	G/T Marshal Yanda	D3b
2008	LB Brendon Ayanbadejo QB Joe Flacco <i>LB Jameel McClain [IR]</i> RB Ray Rice	UFA (Chi.) D1 RFA D2
2009	C Matt Birk LB Dannell Ellerbe OLB Paul Kruger T Michael Oher <i>CB/RS Lardarius Webb [IR]</i> CB Cary Williams	UFA (Min.) RFA D2 D1 D3 FA
2010	WR Anquan Boldin NT Terrence Cody LS Morgan Cox TE Ed Dickson T Ramon Harewood DE Arthur Jones LB Albert McClellan TE Dennis Pitta WR/RS David Reed	TR (Ari.) D2b RFA D3 D6 D5b RFA D4 D5a
2011	RB Anthony Allen <i>RB Damien Berry [IR]</i> LB Josh Bynes CB Chykie Brown <i>S Emanuel Cook [IR]</i> WR Tandon Doss FB Vonta Leach DT Bryan Hall <i>OLB Michael McAdoo [IR]</i> T Bryant McKinnie DE Pernell McPhee S Bernard Pollard <i>T Jah Reid [IR]</i> CB Jimmy Smith WR Torrey Smith QB Tyrod Taylor <i>WR LaQuan Williams [IR]</i>	D7 RFA RFA D5a FA D4 UFA (Hou.) RFA RFA FA D5b UFA (Hou.) D3 D1 D2 D6 RFA
2012	TE Billy Bajema S Omar Brown <i>LB Ricky Brown [IR]</i> S Sean Considine G/C Gino Gradkowski CB Corey Graham OLB Adrian Hamilton S James Ihedigbo CB/RS Asa Jackson CB Chris Johnson WR/RS Jacoby Jones NT Ma'ake Kemoeatu <i>DB Anthony Levine [IR]</i> <i>DT Ryan McBean [IR]</i> G/T Kelechi Osemele RB Bernard Pierce <i>RB Bobby Rainey [IR]</i> <i>WR Tommy Streeeter [IR]</i> <i>S Christian Thompson [IR]</i> WR Deonte Thompson K Justin Tucker DE DeAngelo Tyson OLB Courtney Upshaw G Bobbie Williams	UFA (STL) FA FA UFA (Ari.) D4a UFA (Chi.) RFA FA D5 FA FA FA FA D2b D3 RFA D6 D4b RFA RFA D7 D2a FA

(UFA) Unrestricted free agent; (RFA) Rookie free agent
Injured Reserve Players in Italics

RAVENS BY DRAFT ROUND

1st ROUND (8)	TEAM	YEAR
LB Ray Lewis	Baltimore	1996 (26th)
T Bryant McKinnie	Minnesota	2002 (7th)
S Ed Reed	Baltimore	2002 (24th)
OLB Terrell Suggs	Baltimore	2003 (10th)
DT Haloti Ngata	Baltimore	2006 (12th)
QB Joe Flacco	Baltimore	2008 (18th)
T Michael Oher	Baltimore	2009 (23rd)
CB Jimmy Smith	Baltimore	2010 (27th)
2nd ROUND (9)		
G Bobbie Williams	Philadelphia	2000
WR Anquan Boldin	Arizona	2003
S Bernard Pollard	Kansas City	2006
RB Ray Rice	Baltimore	2008
OLB Paul Kruger	Baltimore	2009
NT Terrence Cody	Baltimore	2010
WR Torrey Smith	Baltimore	2011
OLB Courtney Upshaw	Baltimore	2012
G/T Kelechi Osemele	Baltimore	2012
3rd ROUND (6)		
WR/RS Jacoby Jones	Houston	2007
G/T Marshal Yanda	Baltimore	2007
<i>CB/RS Lardarius Webb [IR]</i>	Baltimore	2009
TE Ed Dickson	Baltimore	2010
<i>T Jah Reid [IR]</i>	Baltimore	2011
RB Bernard Pierce	Baltimore	2012
4th ROUND (6)		
S Sean Considine	Philadelphia	2005
<i>DT Ryan McBean [IR]</i>	Pittsburgh	2007
TE Dennis Pitta	Baltimore	2010
WR Tandon Doss	Baltimore	2011
G/C Gino Gradkowski	Baltimore	2012
<i>S Christian Thompson [IR]</i>	Baltimore	2012
5th ROUND (6)		
CB Corey Graham	Chicago	2007
WR/RS David Reed	Baltimore	2010
DE Arthur Jones	Baltimore	2010
CB Chykie Brown	Baltimore	2011
DE Pernell McPhee	Baltimore	2011
CB/RS Asa Jackson	Baltimore	2012
6th ROUND (5)		
C Matt Birk	Minnesota	1998
P Sam Koch	Baltimore	2006
T Ramon Harewood	Baltimore	2010
QB Tyrod Taylor	Baltimore	2011
<i>WR Tommy Streeeter [IR]</i>	Baltimore	2012
7th ROUND (5)		
CB Chris Johnson	Green Bay	2003
TE Billy Bajema	San Francisco	2005
CB Cary Williams	Tennessee	2008
RB Anthony Allen	Georgia Tech	2011
DE DeAngelo Tyson	Baltimore	2012
UNDRAFTED (21)		
LB Brendon Ayanbadejo	Atlanta	1999
NT Ma'ake Kemoeatu	Baltimore	2002
FB Vonta Leach	Green Bay	2004
<i>LB Ricky Brown [IR]</i>	Oakland	2006
S James Ihedigbo	New York Jets	2007
<i>LB Jameel McClain [IR]</i>	Baltimore	2008
<i>S Emanuel Cook [IR]</i>	New York Jets	2009
LB Dannell Ellerbe	Baltimore	2009
LS Morgan Cox	Baltimore	2010
<i>DB Anthony Levine [IR]</i>	Green Bay	2010
LB Albert McClellan	Baltimore	2010
<i>RB Damien Berry [IR]</i>	Baltimore	2011
LB Josh Bynes	Baltimore	2011
DT Bryan Hall	Baltimore	2011
<i>OLB Michael McAdoo [IR]</i>	Baltimore	2011
<i>WR LaQuan Williams [IR]</i>	Baltimore	2011
S Omar Brown	Baltimore	2012
OLB Adrian Hamilton	Dallas	2012
<i>RB Bobby Rainey [IR]</i>	Baltimore	2012
WR Deonte Thompson	Baltimore	2012
K Justin Tucker	Baltimore	2012

2012 HONORS/MILESTONES

BALTIMORE RAVENS


- Won back-to-back division titles for first time in franchise history
- Set a single-season franchise record for most points (398)
- Set a single-season franchise record for fewest turnovers (16)
- Set the single-season franchise record for most plays from scrimmage gaining 20-or-more yards (72)
- Set a single-season franchise record for most pass completions gaining 25-or-more yards (41)
- Captured the franchise's 150th regular season victory

QB JOE FLACCO

- **Super Bowl XLVII MVP**
- **USA Today All-Joe Team**
- **AFC Offensive Player of the Week (Week 1)**
- **FedEx Air NFL Player of the Week (Week 3)**
- **FedEx Air NFL Player of the Week (Week 10)**
- First starting QB in NFL history to lead his team to the playoffs in each of his first five seasons (2008-12)
- Set career highs for passing yards (3,817) and completions (317) in a season
- Set a career high for rushing touchdowns (3)
- Tied a franchise record for 300-yard passing games in a season (5, Vinny Testaverde)
- Set a franchise record for career 300-yard passing games (13)
- Tied Jarret Johnson with his franchise-record 80th-straight start
- Became first QB in Baltimore football history (Colts and Ravens) to throw for 3,500 yards in four-straight seasons
- Reached 100 career passing touchdowns (102) - franchise record
- Reached 17,000 career passing yards (17,633) - franchise record
- Reached 1,500 career completions (1,507) - franchise record

WR/RS JACOBY JONES

- **Pro Bowl (starter) - 1st Invite**
- **AP First-Team All-Pro**
- **PFW/PFWA First-Team All-Pro**
- **Sports Illustrated (Peter King) All-Pro Team**
- **AFC Special Teams Player of the Month (November)**
- **AFC Special Teams Player of the Week (Week 6)**
- Tied an NFL record with a 108-yard KOR-TD
- Became first Raven to post multiple KOR-TDs in season and career
- Became first player in NFL history to record multiple KOR-TDs of at least 105 yards (108 and 105)
- Set a franchise record for kick return TDs in a season (2 KOR & 1 PR)
- Set a franchise record and led NFL with a 30.7-yard KOR average



KR/RS JACOBY JONES



QB JOE FLACCO

FB VONTA LEACH

- **Pro Bowl (starter) - 3rd Invite**
- **AP First-Team All-Pro**

DT HALOTI NGATA

- **Pro Bowl - 4th Invite**
- **AP Second-Team All-Pro**
- Reached 20 sacks for his career (22)
- Reached 400 career tackles (444)
- Played in his 100th-career game (108) and started his 100th-career game (106)

S BERNARD POLLARD

- **USA Today All-Joe Team**

S ED REED

- **Pro Bowl (starter) - 9th Invite**

RB RAY RICE

- **Pro Bowl - 3rd Invite**
- **AFC Offensive Player of the Week (Week 16)**
- **GMC Never Say Never Moment of the Week (Week 12)**
- **NFL Play of the Year (4th-and-29 conversion at SD)**
- Passed Willis McGahee for third in franchise history in total touchdowns (39) and second in rushing touchdowns (33)
- Reached 8,000 career scrimmage yards (8,233), second most in franchise history
- Reached 300 career receptions (311)
- Surpassed 5,500 career rushing yards (5,520), second most in franchise history
- Posted 1,000 rushing yards for the fourth-consecutive season, the first player in Ravens history to achieve the feat
- Started his 41st-straight game, the longest active streak among NFL RBs

WR TORREY SMITH

- **GMC Never Say Never Moment of the Week (Week 3)**
- **GMC Never Say Never Moment of the Year**
- Set a career high in games started (16), receiving yards (855) and receiving touchdowns (8)

K JUSTIN TUCKER

- **USA Today All-Joe Team**
- Set a franchise record for most successful PATs in a season (42)
- Set a franchise record for most points by a rookie (132)
- Posted the second-best single-season Ravens FG pct. mark and second-best all-time NFL rookie FG pct. mark (90.9), going 30-33

G MARSHAL YANDA

- **Pro Bowl (starter) - 2nd Invite**
- **Sports Illustrated (Peter King) All-Pro Team**
- **PFW/PFWA First-Team All-Pro**
- **AP Second-Team All-Pro**

2012 GAME-BY-GAME OFFENSE

OFFENSE	9/10	9/16	9/23	9/27	10/7	10/14	10/21	11/4	11/11	11/18	11/25	12/2	12/9	12/16	12/23	12/30
	Cin.	@Phi.	NE	Cle.	@KC	Dal.	@Hou.	@Cle.	Oak.	@Pit.	@SD	Pit.	@Was.	Den.	NYG	@Cin.
Points	44	23	31	23	9	31	13	25	55	13	16	20	28	17	33	17
1st Qtr	10	7	0	0	3	3	3	14	10	10	0	0	7	0	14	7
2nd Qtr	7	10	14	9	0	14	0	0	17	0	0	13	14	0	10	0
3rd Qtr	17	0	7	14	6	7	7	0	21	3	3	7	0	3	3	0
4th Qtr	10	6	10	0	0	7	3	11	7	0	10	0	7	14	6	10
Overtime	0	0	0	0	0	0	0	0	0	0	3	0	0	0	0	0
TDs (Ru-P-Ret)	2-2-0	1-1-0	1-3-0	1-1-1	0-0-0	2-1-1	0-1-0	2-1-0	3-3-1	0-0-1	0-1-0	1-1-0	1-3-0	0-2-0	1-2-0	2-0-0
PATs (M/A)	5-5	2-2	4-4	2-2	0-0	4-4	1-1	2-2	7-7	1-1	1-1	2-2	4-4	2-2	3-3	2-2
2PT Convs (M/A)	0-0	0-0	0-0	0-1	0-0	0-0	0-0	1-1	0-0	0-0	0-0	0-0	0-0	0-0	0-0	0-0
FGs (M/A)	3-3	3-3	1-1	1-2	3-3	1-1	2-2	1-1	2-2	2-3	3-3	2-2	0-0	1-1	4-4	1-2
Safeties	0	0	0	0	0	0	0	0	0	0	0	0	0	0	0	0
First Downs	26	17	28	23	15	19	12	18	22	12	25	19	18	12	25	23
Rushing	8	5	6	5	6	8	4	8	4	4	5	6	9	2	6	12
Passing	15	9	17	16	8	10	6	9	15	7	19	11	7	8	17	8
Penalty	3	3	5	2	1	1	2	1	3	1	1	2	2	2	2	3
3rd Down Conv (M/A)	3-9	4-14	4-8	5-15	3-11	6-10	4-15	5-14	5-12	3-14	12-24	3-11	6-12	1-12	11-18	5-18
3rd Down Conv Pct	33.33%	28.57%	50.00%	33.33%	27.27%	60.00%	26.67%	35.71%	41.67%	21.43%	50.00%	27.27%	50.00%	8.33%	61.11%	27.78%
4th Down Conv (M/A)	1-1	0-2	0-1	0-1	0-0	0-0	0-1	1-1	1-1	0-0	1-2	0-0	0-0	0-2	0-0	2-2
4th Down Conv Pct	100.00%	0.00%	0.00%	0.00%	0.00%	0.00%	0.00%	100.00%	100.00%	0.00%	50.00%	0.00%	0.00%	0.00%	0.00%	100.00%
Total Net Yards	430	325	503	438	298	316	176	282	419	200	443	288	359	278	533	352
Total Off. Plays	58	65	65	77	55	49	59	62	62	57	91	58	58	62	81	83
Avg. Gain Per Play	7.4	5	7.7	5.7	5.4	6.4	3	4.5	6.8	3.5	4.9	5	6.2	4.5	6.6	4.2
Net Yards Rushing	122	111	121	101	133	86	55	137	78	47	127	111	186	56	224	206
Total Rushing Plays	23	21	26	27	24	22	12	37	28	23	35	21	35	19	45	46
Avg. Gain Per Rush	5.3	5.3	4.7	3.7	5.5	3.9	4.6	3.7	2.8	2	3.6	5.3	5.3	2.9	5	4.5
Net Yards Passing	308	214	382	337	165	230	121	145	341	153	316	177	173	222	309	146
Times Sacked	3	2	0	4	4	1	4	1	0	2	5	3	2	3	0	4
Yards Lost on Sacks	21	18	0	19	22	4	26	8	0	11	39	11	9	32	0	37
Gross Yards Passing	329	232	382	356	187	234	147	153	341	164	355	188	182	254	309	183
Pass Attempts	32	42	39	46	27	26	43	24	34	32	51	34	21	40	36	33
Pass Completions	23	22	28	28	13	17	21	15	21	20	30	16	16	20	25	19
Completion Pct	71.88%	52.38%	71.79%	60.87%	48.15%	65.38%	48.84%	62.50%	61.76%	62.50%	58.82%	47.06%	76.19%	50.00%	69.44%	57.58%
Avg. Gain Per Pass	8.8	4.9	9.8	6.7	5.3	8.5	2.6	5.8	10	4.5	5.6	4.8	7.5	5.2	8.6	3.9
Interceptions	0	1	1	1	1	0	2	0	1	0	0	1	1	1	0	1
Fumbles / Fum. Lost	1-0	1-1	1-0	0-0	1-1	0-0	1-0	0-0	0-0	2-0	1-0	1-1	2-1	3-1	0-0	0-0
Penalties	6	6	14	11	5	10	5	9	4	4	6	8	8	6	9	10
PenaltyYards	50	45	135	100	33	76	56	82	41	68	60	70	56	61	92	102
Punts	2	5	3	7	5	3	5	7	4	8	8	5	5	7	2	7
Gross Punting Avg	43.5	50.2	45.3	46	46.4	45	50.6	44.7	52.5	46.5	46.3	50.6	50.2	50.4	58.5	36.6
Touchbacks	0	1	1	2	0	0	0	1	0	1	1	0	0	0	0	0
Inside20	1	2	2	3	2	0	1	1	1	4	3	2	2	2	1	1
Punts Blocked	0	0	0	0	0	0	0	0	0	0	0	0	0	0	0	0
Net Punting Average	34	44.2	35	32.6	39.8	41.7	48.8	34.1	52.5	42.5	42.4	48.8	30.2	45.7	52.5	35.7
Punt Returns	2	3	2	1	1	0	1	2	4	3	8	0	3	5	7	1
Punt Return Yards	18	34	19	0	10	0	1	7	36	74	66	0	25	52	56	6
Punt Return Avg.	9	11.3	9.5	0	10	0	1	3.5	9	24.7	8.3	0	8.3	10.4	8	6
Fair Catches	1	1	2	3	2	1	1	2	0	4	1	3	1	2	0	2
Kickoff Returns	4	3	4	3	2	3	7	4	2	3	2	3	5	6	3	6
Kickoff Return Yards	88	100	81	68	52	159	201	80	123	76	46	74	145	144	58	141
Kickoff Return Avg.	22	33.3	20.3	22.7	26	53	28.7	20	61.5	25.3	23	24.7	29	24	19.3	23.5
Time of Possession	27:34	25:39	28:57	33:03	25:50	19:57	21:44	31:32	26:38	27:09	39:02	25:39	29:22	21:26	39:21	35:39

2012 GAME-BY-GAME DEFENSE

DEFENSE	9/10	9/16	9/23	9/27	10/7	10/14	10/21	11/4	11/11	11/18	11/25	12/2	12/9	12/16	12/23	12/30
	Cin.	@Phi.	NE	Cle.	@KC	Dal.	@Hou.	@Cle.	Oak.	@Pit.	@SD	Pit.	@Was.	Den.	NYG	@Cin.
Points	13	24	30	16	6	29	43	15	20	10	13	23	31	34	14	23
1st Qtr	0	7	13	0	0	7	9	0	0	7	0	3	14	3	7	0
2nd Qtr	10	0	7	7	3	3	20	0	10	0	10	3	0	14	0	7
3rd Qtr	3	10	7	3	0	10	7	3	7	3	0	7	6	14	0	6
4th Qtr	0	7	3	6	3	9	7	3	3	0	3	10	8	3	7	10
Overtime	0	0	0	0	0	0	0	0	0	0	0	0	0	0	0	0
TDs (Ru-P-Ret)	1-0-0	2-1-0	2-1-0	1-0-0	0-0-0	1-2	2-2-1	0-0-0	0-2-0	1-0-0	0-1-0	1-1-0	1-2-0	2-1-1	1-1-0	0-1-1
PATs (M/A)	1-1	3-3	3-3	1-1	0-0	2-2	5-5	0-0	2-2	1-1	1-1	2-2	2-2	4-4	2-2	2-2
PAT Convs (M/A)	0-0	0-0	0-0	0-0	0-0	0-1	0-0	0-0	0-0	0-0	0-0	0-0	1-1	0-0	0-0	0-0
FGs (M/A)	2-2	1-1	3-3	3-3	2-2	3-4	2-2	5-5	2-2	1-1	2-2	3-3	3-3	2-3	0-0	3-3
Safeties	0	0	0	0	0	0	1	0	0	0	0	0	0	0	0	0
First Downs	20	26	33	20	19	30	27	17	19	17	16	19	22	21	11	9
Rushing	9	7	6	1	12	12	11	4	4	5	4	6	7	12	3	2
Passing	10	17	19	17	6	15	13	10	15	10	10	12	13	8	7	5
Penalty	1	2	8	2	1	3	3	3	0	2	2	1	1	1	1	2
3rd Down Conv (M/A)	4-15	7-15	7-15	3-15	6-13	8-15	8-15	5-16	8-18	5-17	3-15	5-13	4-11	5-16	2-10	3-13
3rd Down Conv Pct	26.67%	46.67%	46.67%	20.00%	46.15%	53.33%	53.33%	31.25%	44.44%	29.41%	20.00%	38.46%	36.36%	31.25%	20.00%	23.08%
4th Down Conv (M/A)	2-3	1-1	0-0	0-1	0-0	2-2	0-0	0-1	0-2	0-1	1-1	0-0	0-0	0-0	0-0	0-0
4th Down Conv Pct	66.67%	100.00%	0.00%	0.00%	0.00%	100.00%	0.00%	0.00%	0.00%	0.00%	100.00%	0.00%	0.00%	0.00%	0.00%	0.00%
Total Net Yards	322	486	396	357	338	481	420	290	422	311	280	366	420	350	186	189
Total Off. Plays	69	75	77	70	68	79	76	65	73	69	65	65	66	75	45	49
Avg. Gain Per Play	4.7	6.5	5.1	5.1	5	6.1	5.5	4.5	5.8	4.5	4.3	5.6	6.4	4.7	4.1	3.9
Net Yards Rushing	129	129	77	43	214	227	181	116	72	134	91	96	172	163	67	47
Total Rushing Plays	28	41	34	17	50	42	37	27	24	27	23	26	35	45	14	21
Avg. Gain Per Rush	4.6	3.1	2.3	2.5	4.3	5.4	4.9	4.3	3	5	4	3.7	4.9	3.6	4.8	2.2
Net Yards Passing	193	357	319	314	124	254	239	174	350	177	189	270	248	187	119	142
Times Sacked	4	2	2	1	0	1	2	1	3	3	6	2	3	2	3	2
Yards Lost on Sacks	28	14	16	6	0	7	17	2	18	24	39	6	24	17	31	1
Gross Yards Passing	221	371	335	320	124	261	256	176	368	201	228	276	272	204	150	143
Pass Attempts	37	32	41	52	18	36	37	37	46	39	36	37	28	28	28	26
Pass Completions	22	23	28	25	12	25	23	20	29	18	23	25	17	17	14	15
Completion Pct	59.46%	71.88%	68.29%	48.08%	66.67%	69.44%	62.16%	54.05%	63.04%	46.15%	63.89%	67.57%	60.71%	60.71%	50.00%	57.69%
Avg. Gain Per Pass	4.7	10.5	7.4	5.9	6.9	6.9	6.1	4.6	7.1	4.2	4.5	6.9	8	6.2	3.8	5.1
Interceptions	1	2	0	1	2	1	0	2	1	1	0	2	0	0	0	0
Fumbles / Fum. Lost	2-1	2-2	1-0	1-1	2-3	0-0	1-0	1-0	2-2	3-2	0-0	2-1	3-1	1-0	0-0	1-0
Penalties	3	7	10	7	8	13	5	4	10	6	5	4	8	7	6	4
Penalty Yards	41	58	83	66	60	82	60	31	105	43	37	50	70	51	52	40
Punts	4	5	4	7	5	1	5	4	5	8	9	4	5	8	8	7
Gross Punting Average	45.8	39.2	43	41.4	47.2	32	48	42.5	54.8	44.6	53.2	38.5	48	43	52	47.1
Touchbacks	0	0	0	0	0	0	0	0	0	0	0	0	1	0	0	1
Inside20	1	0	2	2	3	1	2	1	1	4	4	1	1	2	3	4
Punts Blocked	0	0	0	0	0	0	0	0	0	0	0	0	0	0	0	0
Net Punting Average	41.3	32.4	38.3	41.4	45.2	32	47.8	40.8	47.6	35.4	45.9	38.5	39	36.5	45	43.4
Punt Returns	2	3	1	2	5	2	4	5	3	3	2	5	3	6	2	2
Punt Return Yards	19	10	11	54	33	10	9	54	0	12	11	9	100	33	12	6
Punt Return Avg.	9.5	3.3	11	27	6.6	5	2.3	10.8	0	4	5.5	1.8	33.3	5.5	6	3
Fair Catches	0	1	0	1	1	0	2	1	0	3	3	0	1	0	0	2
Kickoff Returns	3	3	1	2	3	1	1	3	5	2	1	2	2	2	5	2
Kickoff Return Yards	64	49	24	47	82	14	17	74	136	36	25	61	37	21	117	56
Kickoff Return Avg.	21.3	16.3	24	23.5	27.3	14	17	24.7	27.2	18	25	30.5	18.5	10.5	23.4	28
Time of Possession	32:26	34:21	31:03	26:57	34:10	40:03	38:16	28:28	33:22	32:51	34:51	34:21	34:01	38:34	20:39	24:21



2012 POSTSEASON GAME-BY-GAME

OFFENSE				DEFENSE			
1/06/13	1/12/13	1/20/13	2/03/13	1/06/13	1/12/13	1/20/13	2/03/13
WC Ind.	Div. @Den.	AFC @NE	SB vs. SF	WC Ind.	Div. @Den.	AFC @NE	SB vs. SF
Points	24	38	28	34	35	13	31
1st Qtr	0	14	0	7	14	3	3
2nd Qtr	10	7	7	14	7	10	3
3rd Qtr	7	7	7	7	7	0	17
4th Qtr	7	7	14	6	7	0	8
Overtime	0	3	0	0	0	0	0
TDs (Ru-P-Ret)	2-1-0	1-3-1	1-3-0	0-3-1	0-3-2	0-1-0	2-1-0
PATs (M/A)	3-3	5-5	4-4	4-4	5-5	1-1	2-2
2PT Convs (M/A)	0-0	0-0	0-0	0-0	0-0	0-0	0-1
FGs (M/A)	1-1	1-1	0-0	2-2	3-4	2-2	3-3
Safeties	0	0	0	0	0	0	1
First Downs	18	21	25	21	25	30	23
Rushing	6	4	9	6	6	9	9
Passing	11	14	15	13	16	19	13
Penalty	1	3	1	2	3	6	3
3rd Down Conv (M/A)	4-10	7-17	5-12	9-16	9-20	7-16	2-9
3rd Down Conv Pct	40.00%	41.18%	41.67%	56.25%	45.00%	43.75%	22.22%
4th Down Conv (M/A)	0-0	0-1	0-0	0-2	0-2	1-1	0-1
4th Down Conv Pct	0.00%	0.00%	0.00%	0.00%	0.00%	100.00%	0.00%
Total Net Yards	441	479	356	367	419	398	468
Total Off. Plays	56	74	71	70	87	82	60
Avg. Gain Per Play	7.9	6.5	5	5.2	4.8	4.6	7.8
Net Yards Rushing	172	155	121	93	152	125	182
Total Rushing Plays	32	39	33	35	30	41	29
Avg. Gain Per Rush	5.4	4	3.7	2.7	5.1	3	6.3
Net Yards Passing	269	324	235	274	267	273	286
Times Sacked	1	1	2	2	3	3	3
Yards Lost on Sacks	13	7	5	13	21	17	0
Gross Yards Passing	282	331	240	287	288	290	302
Pass Attempts	23	34	36	33	54	43	28
Pass Completions	12	18	21	22	28	28	16
Completion Pct	52.17%	52.94%	58.33%	66.67%	51.85%	65.12%	57.14%
Avg. Gain Per Pass	11.2	9.3	6.2	7.8	4.7	5.9	9.2
Interceptions	0	0	0	0	1	2	1
Fumbles / Fum. Lost	2-2	1-1	1-0	2-1	1-1	1-1	1-1
Penalties	9	8	5	2	5	10	5
Penalty Yards	70	56	60	20	37	87	33
Punts	4	8	7	3	4	5	3
Gross Punting Avg	43.3	48.3	44.7	47	48.5	48.8	35.8
Touchbacks	2	0	0	2	0	0	1
Inside20	1	6	1	0	0	3	0
Punts Blocked	0	0	0	0	0	0	0
Net Punting Average	33.3	37	36.7	23	34.3	44.4	37
Punt Returns	4	3	1	2	0	3	1
Punt Return Yards	57	22	11	28	0	90	32
Punt Return Avg.	14.3	7.3	11	14	0	30	32
Fair Catches	0	1	4	0	0	2	0
Kickoff Returns	2	4	3	5	0	4	4
Kickoff Return Yards	60	64	32	206	0	171	106
Kickoff Return Avg.	30	16	10.7	41.2	0	42.8	26.5
Time of Possession	22:28	36:36	31:06	32:23	37:32	40:06	27:37



GAME 1: RAVENS 44, BENGALS 13

Baltimore (1-0) • Cincinnati (0-1)

Monday, September 10, 2012 • 7:10 PM ET • M&T Bank Stadium • Baltimore

Weather: 74°, Clear, Wind NW 10 mph • Attendance: 71,064 • Time: 3:04



The Ravens started the season unveiling a no-huddle offense that propelled the team to an impressive 44-13 victory over the visiting Bengals on Sept. 10. QB Joe Flacco was superb, completing 21 of 29 passes for 299 yards and 2 touchdowns. Baltimore leaped out to a 10-0 first-quarter lead on a 46-yard K Justin Tucker field goal and a 7-yard RB Ray Rice TD run. A Flacco-to-WR Anquan Boldin 34-yard TD pass made the score 17-3 in the second quarter. Cincy made the score 17-10 at the half when RB BenJarvus Green-Ellis ran for a 6-yard TD on fourth-and-one. But the Ravens then exploded for 27 second-half points after the Bengals closed the gap to 17-13 on the first series of the third quarter (K Mike Nugent's 19-yard FG). Highlights included S Ed Reed returning a QB Andy Dalton interception 34 yards for a TD and Flacco's 10-yard TD toss to TE Dennis Pitta. Pitta's 5 catches for 73 yards were highs for the Ravens. Rice scored 2 TDs, rushing 10 times for 68 yards and adding 3 catches for 25 more. Tucker connected on 3 FGs (46, 40 and 39 yards) in his debut. Dalton was 22-of-37 for 221 yards, completing 8 passes for 86 yards to WR Andrew Hawkins. Dalton was sacked 4 times, however, 1.5 times by DT Haloti Ngata. Green-Ellis gained 91 yards on 18 carries. With his 58th-career interception and 34-yard return, Reed became the NFL's all-time leader in interception return yards with 1,497, besting Hall of Famer Rod Woodson's 1,483 yards. Following his stellar performance, Flacco earned the AFC Offensive Player of the Week honors.

CINCINNATI BENGALS (Head Coach: Marvin Lewis)

OFFENSE		DEFENSE	
WR 85	A. Binns	LDE 91	R. Geathers
LT 77	A. Whitworth	NT 94	D. Peko
LG 65	C. Boling	DT 97	G. Atkins
C 62	J. Faine	RDE 93	Mich. Johnson
RG 68	K. Zeittler	LB 58	R. Mauluga
RT 71	A. Smith	LB 53	T. Howard
TE 84	J. Gresham	DB 23	T. Newman
TE 80	O. Charles	LCB 22	N. Clements
WR 18	A. Green	RCB 29	L. Hall
QB 14	A. Dalton	SS 26	T. Mays
HB 42	B. Green-Ellis	FS 20	R. Nelson

BALTIMORE RAVENS (Head Coach: John Harbaugh)

OFFENSE		DEFENSE	
WR 82	T. Smith	DT 92	H. Ngata
WR 81	A. Boldin	NT 96	M. Kemoeatu
LT 74	M. Oher	DE 90	P. McPhee
LG 70	R. Harewood	RUSH 99	P. Kruger
C 77	M. Birk	WILL 53	J. McClain
RG 73	M. Yanda	MIKE 52	R. Lewis
RT 72	K. Osemele	SAM 50	A. McClellan
TE 88	D. Pitta	LCB 21	L. Webb
WR 12	J. Jones	SS 31	B. Pollard
QB 5	J. Flacco	FS 20	E. Reed
RB 27	R. Rice	RCB 29	C. Williams

GAME SUMMARY

	1	2	3	4	OT	TOTAL	FIELD GOALS (MADE) & MISSED
CINCINNATI	0	10	3	0	-	13	M. Nugent (34, 19)
BALTIMORE	10	7	17	10	-	44	J. Tucker (46, 40, 39)

TEAM	QTR	TIME	PLAY DESCRIPTION (extra point)	DRIVE	SCORE
Ravens	1	12:53	J. Tucker 46 yd. Field Goal	5-51, 2:07	0-3
Ravens	1	6:03	R. Rice 7 yd. run (J. Tucker kick)	12-63, 5:45	0-10
Bengals	2	14:52	M. Nugent 34 yd. Field Goal	13-76, 6:11	3-10
Ravens	2	12:25	A. Boldin 34 yd. pass from J. Flacco (J. Tucker kick)	5-82, 2:27	3-17
Bengals	2	0:18	B. Green-Ellis 6 yd. run (M. Nugent kick)	13-81, 5:34	10-17
Bengals	3	8:59	M. Nugent 19 yd. Field Goal	12-79, 6:01	13-17
Ravens	3	5:18	D. Pitta 10 yd. pass from J. Flacco (J. Tucker kick)	9-89, 3:41	13-24
Ravens	3	1:13	J. Tucker 40 yd. Field Goal	8-53, 3:09	13-27
Ravens	3	0:13	E. Reed 34 yd. interception return (J. Tucker kick)		13-34
Ravens	4	14:04	R. Rice 1 yd. run (J. Tucker kick)	2-28, 0:44	13-41
Ravens	4	3:03	J. Tucker 39 yd. Field Goal	10-61, 5:20	13-44

OFFICIALS – Referee: Matt Nicks (70), Umpire: Darin Stiers (107), Head Linesman: Toney Brasuell (11), Line Judge: Perry Hudspeth (52), Side Judge: David Hale (43), Field Judge: Arthur Cook (135), Back Judge: Chris Atterberry (5)

TEAM STATISTICS

	BENGALS	RAVENS
First Downs	20 (9-10-1)	26 (8-15-3)
Third Downs	4-15 (27%)	3-9 (33%)
Fourth Downs	2-3 (67%)	1-1 (100%)
Total Net Yards	322	430
Plays – Average	69-4.7	58-7.4
Net Yds Rushing	129	122
Rushes – Average	28-4.6	23-5.3
Net Yards Passing	193	308
Att. – Yds Lost – Gross Pass.	4-28-221	3-21-329
Passes Att. – Comp. – INT	37-22-1	32-23-0
Red Zone	1-3 (33%)	3-3 (100%)
Goal-to-Go	0-1 (0%)	2-2 (100%)
Punts – Avg.	4-45.8	2-43.5
Penalties – Yards	3-41	6-50
Fumbles – Lost	2-1	1-0
Time of Possession	32:26	27:34

INDIVIDUAL STATISTICS

BENGALS											RAVENS										
RUSHING											RUSHING										
B. Green-Ellis	ATT	YDS	AVG	LG	TD						R. Rice	ATT	YDS	AVG	LG	TD					
C. Peerman	3	22	7.3	13	0						B. Pierce	4	19	4.8	11	0					
A. Dalton	3	11	3.7	6	0						A. Allen	4	13	3.3	7	0					
B. Leonard	3	5	1.7	3	0						T. Smith	1	13	13.0	13	0					
B. Gradkowski	1	0	0.0	0	0						T. Taylor	1	7	7.0	7	0					
											A. Boldin	1	3	3.0	3	0					
											J. Flacco	2	-1	-0.5	0	0					
Total	28	129	4.6	14	1						Total	23	122	5.3	16	2					
PASSING											PASSING										
A. Dalton	ATT	CMP	YDS	SK/YD	TD	LG	IN	RT			J. Flacco	ATT	CMP	YDS	SK/YD	TD	LG	IN	RT		
	37	22	221	4/28	0	27	1	65.3			T. Taylor	3	2	30	0/0	0	25	0	99.3		
Total	37	22	221	4/28	0	27	1	65.3			Total	32	23	329	3/21	2	52	0	125.7		
RECEIVING											RECEIVING										
A. Hawkins	REC	YDS	AVG	LG	TD						D. Pitta	REC	YDS	AVG	LG	TD					
A. Green	5	70	14.0	19	0						A. Boldin	4	63	15.8	34	1					
A. Binns	4	28	7.0	9	0						J. Jones	3	46	15.3	25	0					
J. Gresham	3	30	10.0	13	0						R. Rice	3	25	8.3	18	0					
B. Green-Ellis	1	4	4.0	4	0						V. Leach	3	18	6.0	10	0					
B. Tate	1	3	3.0	3	0						T. Smith	2	57	28.5	52	0					
											E. Dickson	2	22	11.0	19	0					
											D. Thompson	1	25	25.0	25	0					
Total	22	221	10.0	27	0						Total	23	329	14.3	52	2					
INTERCEPTIONS											INTERCEPTIONS										
	NO	YDS	AVG	LG	TD						E. Reed	NO	YDS	AVG	LG	TD					
											Total	1	34	34.0	34	1					
SACKS											SACKS										
G. Atkins 2-15, T. Howard 1-6											H. Ngata 1.5-14.5, R. Lewis 1-0, P. McPhee 0.5-6, C. Upshaw 0.5-6, P. Kruger 0.5-1.5										



GAME 2: EAGLES 24, RAVENS 23

Baltimore (1-1) • Philadelphia (2-0)

Sunday, September 16, 2012 • 1:03 PM ET • Lincoln Financial Field • Philadelphia

Weather: 72°, Sunny, Wind W 5 mph • Attendance: 69,144 • Time: 3:38



In a thrilling and chaotic contest, the Ravens dropped their first game of the season, losing 24-23. Eagles QB Michael Vick's 1-yard TD plunge with 1:55 left in the game provided Philly with the winning margin. The Ravens appeared to take a 10-point, 27-17 lead with 5:35 left in the game after QB Joe Flacco found WR Jacoby Jones in the end zone for a 25-yard touchdown, however, an offensive pass interference call on Jones nullified the score. The Eagles took a 7-0 first-quarter lead on RB LeSean McCoy's 1-yard TD 10 minutes into the game after getting the ball on the Ravens' 15-yard line following a Flacco sack/fumble. Baltimore roared right back, tying the game on a 5-yard FB Vonta Leach TD run. A Flacco-to-Jones 21-yard scoring strike and a 56-yard K Justin Tucker field goal gave the Ravens a 17-7 halftime lead. (Tucker's FG tied for the longest in Ravens history.) An Eagles' touchdown – Vick to WR Jeremy Maclin for 23 yards – and a 23-yard FG by K Alex Henery tied the game at 17 after three quarters. Tucker then made 51- and 48-yard FGs to give Baltimore a 23-17 lead with 4:43 left in the game. The Ravens moved the ball to their own 46 on the final drive before failing on a fourth-and-1 pass from Flacco that was intended for RB Ray Rice. Flacco finished the game with 22 completions on 42 attempts for 322 yards. TE Dennis Pitta caught a team-high 8 balls for 65 yards, while Rice caught 6 for 53 and added 99 rushing yards on 16 carries. Vick completed 23 of 32 for 371 yards, including 8 to TE Brent Celek for 157 yards and 7 to WR DeSean Jackson for 114 more. The Eagles produced 486 yards to the Ravens' 325.

BALTIMORE RAVENS (Head Coach: John Harbaugh)

OFFENSE		DEFENSE	
WR 82	T. Smith	DT 92	H. Ngata
WR 81	A. Boldin	NT 96	M. Kemoeatu
LT 74	M. Oher	DE 90	P. McPhee
LG 70	R. Harewood	RUSH 91	C. Upshaw
C 77	M. Birk	WILL 53	J. McClain
RG 73	M. Yanda	MIKE 52	R. Lewis
RT 72	K. Osemele	SAM 50	A. McClellan
TE 88	D. Pitta	LCB 21	L. Webb
WR 12	J. Jones	SS 31	B. Pollard
QB 5	J. Flacco	FS 20	E. Reed
RB 27	R. Rice	RCB 29	C. Williams

PHILADELPHIA EAGLES (Head Coach: Andy Reid)

OFFENSE		DEFENSE	
WR 18	J. Maclin	LDE 93	J. Babin
LT 65	K. Dunlap	LDT 97	C. Jenkins
LG 69	E. Mathis	RDT 94	D. Landri
C 62	J. Kelce	RDE 58	T. Cole
RG 63	D. Watkins	MLB 59	D. Ryans
RT 79	T. Herremans	SAM 95	M. Kendrick
TE 87	B. Celek	LCB 23	D. Rodgers-Cromartie
WR 10	D. Jackson	RCB 24	N. Asomugha
TE 82	C. Harbor	SS 29	N. Allen
RB 25	L. McCoy	FS 42	K. Coleman
QB 7	M. Vick	CB 22	B. Boykin

GAME SUMMARY

	1	2	3	4	OT	TOTAL	FIELD GOALS (MADE) & MISSED
BALTIMORE	7	10	0	6	-	23	J. Tucker (56, 51, 48)
PHILADELPHIA	7	0	10	7	-	24	A. Henery (23)

TEAM	QTR	TIME	PLAY DESCRIPTION (extra point)	DRIVE	SCORE
Eagles	1	5:40	L. McCoy 1 yd. run (A. Henery kick)	6-15, 3:54	0-7
Ravens	1	2:08	V. Leach 5 yd. run (J. Tucker kick)	7-58, 3:32	7-7
Ravens	2	8:32	J. Jones 21 yd. pass from J. Flacco (J. Tucker kick)	4-70, 1:29	14-7
Ravens	2	0:01	J. Tucker 56 yd. Field Goal	2-0, 0:08	17-7
Eagles	3	10:40	J. Maclin 23 yd. pass from M. Vick (A. Henery kick)	6-42, 2:48	17-14
Eagles	3	5:30	A. Henery 23 yd. Field Goal	11-60, 4:42	17-17
Ravens	4	11:28	J. Tucker 51 yd. Field Goal	8-31, 3:51	20-17
Ravens	4	4:43	J. Tucker 48 yd. Field Goal	10-48, 4:43	23-17
Eagles	4	1:55	M. Vick 1 yd. run (A. Henery kick)	10-80, 2:48	23-24

OFFICIALS – Referee: Robert Frazer (36), Umpire: Lemuel Hawkins (47), Head Linesman: Michael Bell (9), Line Judge: John Vachon (123), Side Judge: Steve Hendley (136), Field Judge: Larry Farina (31), Back Judge: Greg Hay (48)

TEAM STATISTICS

	RAVENS	EAGLES
First Downs	17 (5-9-3)	26 (7-17-2)
Third Downs	4-14 (29%)	7-15 (47%)
Fourth Downs	0-2 (0%)	1-1 (100%)
Total Net Yards	325	486
Plays – Average	65-5.0	75-6.5
Net Yds Rushing	111	129
Rushes – Average	21-5.3	41-3.1
Net Yards Passing	214	357
Att. – Yds Lost – Gross Pass.	2-18-232	2-14-371
Passes Att. – Comp. – INT	42-22-1	32-23-2
Red Zone	1-2 (50%)	2-5 (40%)
Goal-to-Go	0-0 (0%)	2-3 (67%)
Punts – Avg.	5-50.2	5-39.2
Penalties – Yards	6-45	7-58
Fumbles – Lost	1-1	2-2
Time of Possession	25:39	34:21

INDIVIDUAL STATISTICS

RAVENS											EAGLES													
RUSHING											RUSHING													
	ATT	YDS	AVG	LG	TD								ATT	YDS	AVG	LG	TD							
R. Rice	16	99	6.2	43	0	L. McCoy	25	81	3.2	20	1													
V. Leach	1	5	5.0	5	1	M. Vick	10	34	3.4	8	1													
B. Pierce	3	4	1.3	6	0	B. Brown	3	7	2.3	3	0													
S. Considine	1	3	3.0	3	0	D. Johnson	1	6	6.0	6	0													
Total	21	111	5.3	43	1	Total	41	129	3.1	20	2													
PASSING											PASSING													
	ATT	CMP	YDS	SK/YD	TD	LG	IN	RT					ATT	CMP	YDS	SK/YD	TD	LG	IN	RT				
J. Flacco	42	22	232	2/18	1	40	1	66.8					M. Vick	32	23	371	2/14	1	49	2	94.7			
Total	42	22	232	2/18	1	40	1	66.8					Total	32	23	371	2/14	1	49	2	94.7			
RECEIVING											RECEIVING													
	REC	YDS	AVG	LG	TD									REC	YDS	AVG	LG	TD						
D. Pitta	8	65	8.1	16	0	B. Celek	8	157	19.6	28	0													
R. Rice	6	53	8.8	37	0	D. Jackson	7	114	16.3	49	0													
T. Smith	2	51	25.5	40	0	J. Avant	2	33	16.5	17	0													
A. Boldin	2	7	3.5	7	0	L. McCoy	2	8	4.0	5	0													
E. Dickson	1	23	23.0	23	0	J. Maclin	1	23	23.0	23	1													
J. Jones	1	21	21.0	21	1	C. Harbor	1	19	19.0	19	0													
V. Leach	1	6	6.0	6	0	D. Johnson	1	13	13.0	13	0													
T. Doss	1	6	6.0	6	0	S. Havili	1	4	4.0	4	0													
Total	22	232	10.5	40	1	Total	23	371	16.1	49	1													
INTERCEPTIONS											INTERCEPTIONS													
	NO	YDS	AVG	LG	TD									NO	YDS	AVG	LG	TD						
E. Reed	1	9	9.0	9	0	D. Ryans	1	0	0.0	0	0													
B. Pollard	1	0	0.0	0	0	Total	1	0	0.0	0	0													
Total	2	9	4.5	9	0	Total	1	0	0.0	0	0													
SACKS											SACKS													
D. Ellerbe 1-7, B. Pollard 1-7											D. Ryans 1-13, T. Cole 1-5													



GAME 3: RAVENS 31, PATRIOTS 30

Baltimore (2-1) · New England (1-2)

Sunday, September 23, 2012 · 8:31 PM ET · M&T Bank Stadium · Baltimore
 Weather: 67°, Clear, Wind NW 5 mph · Attendance: 71,269 · Time: 3:24



In a wild game played in Baltimore and televised nationally, the Ravens beat the Patriots, 31-30, last Sunday night. The game was not sealed until the final play when Baltimore rookie K Justin Tucker made a 27-yard field goal. The Ravens rebounded from 13-0 (first quarter) and 30-21 (fourth quarter) deficits. WR Torrey Smith, who caught 6 passes for 127 yards with 2 TDs, played with a heavy heart. His younger brother Tevin, who was 19, died that morning after crashing a motorcycle. New England took a 13-0, first-quarter lead on 2 K Stephen Gostkowski field goals (37 and 49 yards) and a 2-yard RB Brandon Bolden TD run. The Ravens rallied with 2 second-quarter TDs on passes from QB Joe Flacco to Smith (25 yards) and TE Dennis Pitta (20 yards). A QB Tom Brady-to-WR Julian Edelman 7-yard TD toss gave the Patriots a 20-14 halftime lead. RB Ray Rice, who rushed for 101 yards and caught 5 passes for 49 more, opened the second half with a 7-yard TD scamper to give the Ravens a 21-20 lead. But, the Pats roared back, scoring the game's next 10 points – a RB Danny Woodhead 3-yard TD and a 20-yard Gostkowski FG – to take the 30-21, fourth-quarter lead. Smith's second TD reception from Flacco (5 yards) with 4:01 remaining brought the Ravens within 2 (30-28) before Tucker's game-winner. Flacco completed 28 of 39 passes for 382 yards with 3 TDs. Brady was 28-of-41 for 335 yards, including 9 to WR Brandon Lloyd for 108 yards and 8 to WR Wes Welker for 142 more. It was Flacco's ninth-career 300-yard passing game, the most in Ravens history.

NEW ENGLAND PATRIOTS (Head Coach: Bill Belichick)

OFFENSE		DEFENSE	
WR 86	D. Fells	LE	50 R. Ninkovich
LT 77	N. Solder	DT	75 V. Wilfork
LG 70	L. Mankins	DT	74 K. Love
C 62	R. Wendell	RE	95 C. Jones
RG 63	D. Connolly	LB	51 J. Mayo
RT 76	S. Vollmer	LB	55 B. Spikes
TE 87	R. Gronkowski	LB	54 D. Hightower
WR 85	B. Lloyd	LCB	32 D. McCourty
QB 12	T. Brady	RCB	24 K. Arrington
RB 47	M. Hoomanawanui	S	28 S. Gregory
RB 22	S. Ridley	S	25 P. Chung

BALTIMORE RAVENS (Head Coach: John Harbaugh)

OFFENSE		DEFENSE	
WR 82	T. Smith	DT	92 H. Ngata
WR 81	A. Boldin	NT	96 M. Kemoeatu
LT 74	M. Oher	DE	90 P. McPhee
LG 70	R. Harewood	RUSH	91 C. Upshaw
C 77	M. Birk	WILL	53 J. McClain
RG 73	M. Yanda	MIKE	52 R. Lewis
RT 72	K. Osemele	SAM	50 A. McClellan
TE 84	E. Dickson	LCB	21 L. Webb
QB 5	J. Flacco	SS	31 B. Pollard
FB 44	V. Leach	FS	20 E. Reed
RB 27	R. Rice	RCB	29 C. Williams

GAME SUMMARY

	1	2	3	4	OT	TOTAL	FIELD GOALS (MADE) & MISSED
NEW ENGLAND	13	7	7	3	-	30	S. Gostkowski (37, 49, 20)
BALTIMORE	0	14	7	10	-	31	J. Tucker (27)

TEAM	QTR	TIME	PLAY DESCRIPTION (extra point)	DRIVE	SCORE
Patriots	1	7:48	S. Gostkowski 37 yd. Field Goal	8-71, 3:01	3-0
Patriots	1	7:09	R. Bolden 2 yd. run (S. Gostkowski kick)	3-6, 0:22	10-0
Patriots	1	0:38	S. Gostkowski 49 yd. Field Goal	11-60, 4:24	13-0
Ravens	2	9:45	T. Smith 25 yd. pass from J. Flacco (J. Tucker kick)	13-82, 5:53	13-7
Ravens	2	1:47	D. Pitta 20 yd. pass from J. Flacco (J. Tucker kick)	10-92, 4:49	13-14
Patriots	2	0:02	J. Edelman 7 yd. pass from T. Brady (S. Gostkowski kick)	9-81, 1:45	20-14
Ravens	3	11:36	R. Rice 7 yd. run (J. Tucker kick)	8-80, 3:24	20-21
Patriots	3	6:48	D. Woodhead 3 yd. run (S. Gostkowski kick)	12-80, 4:48	27-21
Patriots	4	14:10	S. Gostkowski 20 yd. Field Goal	13-78, 5:47	30-21
Ravens	4	4:01	T. Smith 5 yd. pass from J. Flacco (J. Tucker kick)	8-92, 3:28	30-28
Ravens	4	0:00	J. Tucker 27 yd. Field Goal	7-70, 1:55	30-31

OFFICIALS – Referee: Bruce Hermansen (49), Umpire: Ali Shetula (99), Head Linesman: Rodney Russell (88), Line Judge: Esteban Garza (39), Side Judge: Mike Riley (85), Field Judge: Jeff Sadorus (89), Back Judge: Mark Wetzel (126)

TEAM STATISTICS

	PATRIOTS	RAVENS
First Downs	33 (6-19-8)	28 (6-17-5)
Third Downs	7-15 (47%)	4-8 (50%)
Fourth Downs	0-0 (0%)	0-1 (0%)
Total Net Yards	396	503
Plays – Average	77-5.1	65-7.7
Net Yds Rushing	77	121
Rushes – Average	34-2.3	26-4.7
Net Yards Passing	319	382
Att. – Yds Lost – Gross Pass.	2-16-335	0-0-382
Passes Att. – Comp. – INT	41-28-0	39-28-1
Red Zone	3-5 (60%)	2-3 (67%)
Goal-to-Go	3-4 (75%)	2-3 (67%)
Punts – Avg.	4-43.0	3-45.3
Penalties – Yards	10-83	14-135
Fumbles – Lost	1-0	1-0
Time of Possession	31:03	28:57

INDIVIDUAL STATISTICS

PATRIOTS						RAVENS											
RUSHING						RUSHING											
	ATT	YDS	AVG	LG	TD		ATT	YDS	AVG	LG	TD						
S. Ridley	13	37	2.8	14	0	R. Rice	20	101	5.1	15	1						
D. Woodhead	15	34	2.3	6	1	B. Pierce	4	17	4.3	8	0						
T. Brady	2	7	3.5	7	0	J. Flacco	2	3	1.5	5	0						
B. Bolden	2	4	2.0	2	1												
J. Edelman	2	-5	-2.5	8	0												
Total	34	77	2.3	14	2	Total	26	121	4.7	15	1						
PASSING						PASSING											
	ATT	CMP	YDS	SK/YD	TD	LG	IN	RT		ATT	CMP	YDS	SK/YD	TD	LG	IN	RT
T. Brady	41	28	335	2/16	1	59	0	101.2	J. Flacco	39	28	382	0/0	3	41	1	117.7
Total	41	28	335	2/16	1	59	0	101.2	Total	39	28	382	0/0	3	41	1	117.7
RECEIVING						RECEIVING											
	REC	YDS	AVG	LG	TD		REC	YDS	AVG	LG	TD						
B. Lloyd	9	108	12.0	22	0	T. Smith	6	127	21.2	38	2						
W. Welker	8	142	17.8	59	0	D. Pitta	5	50	10.2	20	1						
J. Edelman	4	28	7.0	15	1	R. Rice	5	49	9.8	27	0						
R. Gronkowski	2	21	10.5	12	0	A. Boldin	4	48	12.0	24	0						
D. Branch	2	11	5.5	11	0	J. Jones	3	86	28.7	41	0						
K. Winslow	1	12	12.0	12	0	V. Leach	2	7	3.5	6	0						
D. Woodhead	1	9	9.0	9	0	E. Dickson	2	5	2.5	3	0						
M. Hoomanawanui	1	4	4.0	4	0	B. Pierce	1	10	10.0	10	0						
Total	28	335	12.0	59	0	Total	28	382	13.6	41	3						
INTERCEPTIONS						INTERCEPTIONS											
	NO	YDS	AVG	LG	TD		NO	YDS	AVG	LG	TD						
S. Gregory	1	36	36.0	36	0												
Total	1	36	36.0	36	0	Total	0	0	0.0	0	0						
SACKS						SACKS											
						D. Ellerbe 1.5-12.5, H. Ngata 0.5-3.5											



GAME 4: RAVENS 23, BROWNS 16

Baltimore (3-1) · Cleveland (0-4)

Thursday, September 27, 2012 · 8:30 PM ET · M&T Bank Stadium · Baltimore

Weather: 77°, Cloudy, Wind E 5 mph · Attendance: 70,944 · Time: 3:15



Playing their fourth game in 18 days, the Ravens stopped the determined Browns, 23-16 at M&T Bank Stadium. It was Baltimore's ninth-consecutive win over Cleveland and 13th victory in a row at home. After a scoreless first quarter, the Ravens took a 9-0 lead on an 18-yard QB Joe Flacco-to-WR Torrey Smith touchdown pass (aborted PAT) and a 45-yard K Justin Tucker field goal. The Browns bounced back with a 94-yard TD drive that finished with a 1-yard RB Trent Richardson TD blast to make the score 9-7 at the half. A Flacco 1-yard TD run, along with CB Cary Williams' 63-yard INT-TD, gave the Ravens a comfortable 23-10 advantage after three quarters. Browns K Phil Dawson kicked a 51-yard FG in the third period and added 50- and 52-yard FGs in the fourth quarter to get Cleveland within 7 (23-16) with 4:33 left in the game. A last-minute effort that ended with QB Brandon Weeden's final pass sailing out of the end zone concluded the contest. After catching just 1 pass for 6 yards in the first half, WR Anquan Boldin exploded in the second half and finished with 9 receptions for 131 yards, his 33rd-career 100-yard game. RB Ray Rice added 8 catches for 47 yards, while Smith grabbed 6 for 97 yards. (Rice also rushed 18 times for 49 yards.) Flacco completed 28 of 46 for 356 yards – his second-straight game of 300-plus yards passing (382 vs. the Patriots on 9/23). Weeden threw 52 passes, completing 25 for 320 yards. Richardson ran for 47 yards on 14 carries. It was the Ravens' 10th-consecutive victory in the AFC North.

CLEVELAND BROWNS (Head Coach: Pat Shurmur)

OFFENSE		DEFENSE	
WR 15	G. Little	LE 97	J. Sheard
LT 73	J. Thomas	DT 71	A. Rubin
LG 62	J. Pinkston	DT 90	B. Winn
C 55	A. Mack	RE 92	F. Rucker
RG 66	S. Lauvao	SLB 99	S. Fujita
RT 72	M. Schwartz	MLB 52	D. Jackson
TE 82	B. Watson	WLB 56	K. Maiava
WR 16	J. Cribbs	LCB 21	D. Patterson
TE 84	J. Cameron	FS 28	U. Young
QB 3	B. Weeden	SS 43	T. Ward
RB 33	T. Richardson	RCB 24	S. Brown

BALTIMORE RAVENS (Head Coach: John Harbaugh)

OFFENSE		DEFENSE	
WR 82	T. Smith	DT 92	H. Ngata
WR 81	A. Boldin	NT 96	M. Kemoeatu
LT 74	M. Oher	DE 90	P. McPhee
LG 70	R. Harewood	RUSH 91	C. Upshaw
C 77	M. Birk	WILL 53	J. McClain
RG 73	M. Yanda	MIKE 52	R. Lewis
RT 72	K. Osemele	SAM 50	A. McClellan
TE 88	D. Pitta	LCB 21	L. Webb
TE 84	E. Dickson	SS 31	B. Pollard
QB 5	J. Flacco	FS 20	E. Reed
RB 27	R. Rice	RCB 29	C. Williams

GAME SUMMARY

	1	2	3	4	OT	TOTAL	FIELD GOALS (MADE) & MISSED
CLEVELAND	0	7	3	6	-	16	P. Dawson (51, 50, 52)
BALTIMORE	0	9	14	0	-	23	J. Tucker (45) 47WR

TEAM	QTR	TIME	PLAY DESCRIPTION (extra point)	DRIVE	SCORE
Ravens	2	12:57	T. Smith 18 yd. pass from J. Flacco (kick aborted)	6-85, 2:53	0-6
Ravens	2	10:03	J. Tucker 45 yd. Field Goal	7-32, 1:58	0-9
Browns	2	2:32	T. Richardson 1 yd. run (P. Dawson kick)	11-94, 4:52	7-9
Ravens	3	9:53	J. Flacco 1 yd. run (J. Tucker kick)	13-89, 5:07	7-16
Browns	3	6:52	P. Dawson 51 yd. Field Goal	8-53, 3:01	10-16
Ravens	3	0:15	C. Williams 63 yd. interception return (J. Tucker kick)		10-23
Browns	4	12:11	P. Dawson 50 yd. Field Goal	8-48, 3:04	13-23
Browns	4	4:33	P. Dawson 52 yd. Field Goal	5-12, 1:35	16-23

OFFICIALS – Referee: Gene Steratore (114), Umpire: Bill Schuster (129), Head Linesman: Wayne Mackie (106), Line Judge: Jeff Seeman (45), Side Judge: Jimmy DeBell (58), Field Judge: Bob Waggoner (25), Back Judge: Greg Steed (12)

TEAM STATISTICS		BROWNS	RAVENS	INDIVIDUAL STATISTICS																					
First Downs		20 (1-17-2)	23 (5-16-2)	BROWNS						RAVENS															
Third Downs		3-15 (20%)	5-15 (33%)	RUSHING			ATT	YDS	AVG	LG	TD	RUSHING			ATT	YDS	AVG	LG	TD						
Fourth Downs		0-1 (0%)	0-1 (0%)	T. Richardson	14	47	3.4	7	1	R. Rice	18	49	2.7	10	0										
Total Net Yards		357	438	T. Benjamin	1	0	0.0	0	0	B. Pierce	6	48	8.0	21	0										
Plays – Average		70-5.1	77-5.7	G. Little	1	-2	-2.0	-2	0	J. Flacco	2	4	2.0	3	1										
Net Yds Rushing		43	101	C. Ogbonnaya	1	-2	-2.0	-2	0	T. Smith	1	0	0.0	0	0										
Rushes – Average		17-2.5	27-3.7	Total	17	43	2.5	7	1	Total	27	101	3.7	21	1										
Net Yards Passing		314	337	PASSING			ATT	CMP	YDS	SK/YD	TD	LG	IN	RT	PASSING			ATT	CMP	YDS	SK/YD	TD	LG	IN	RT
Att. – Yds Lost – Gross Pass.		1-6-320	4-19-356	B. Weeden	52	25	320	1/6	0	43	1	59.8	J. Flacco	46	28	356	4/19	1	39	1	83.2				
Passes Att. – Comp. – INT		52-25-1	46-28-1	Total	52	25	320	1/6	0	43	1	59.8	Total	46	28	356	4/19	1	39	1	83.2				
Red Zone		1-2 (50%)	2-4 (50%)	RECEIVING			REC	YDS	AVG	LG	TD	RECEIVING			REC	YDS	AVG	LG	TD						
Goal-to-Go		1-1 (100%)	2-2 (100%)	B. Watson	5	52	10.4	17	0	A. Boldin	9	131	14.6	28	0										
Punts – Avg.		7-41.4	7-46.0	G. Little	4	77	19.3	43	0	R. Rice	8	47	5.9	11	0										
Penalties – Yards		7-66	11-100	T. Richardson	4	57	14.3	20	0	T. Smith	6	97	16.2	34	1										
Fumbles – Lost		1-1	0-0	J. Norwood	4	56	14.0	27	0	V. Leach	2	25	12.5	17	0										
Time of Possession		26:57	33:03	T. Benjamin	2	26	13.0	14	0	J. Jones	2	17	8.5	10	0										
				J. Cribbs	2	11	5.5	9	0	T. Doss	1	39	39.0	39	0										
				C. Ogbonnaya	2	10	5.0	5	0	Total	28	356	12.7	39	1										
				J. Gordon	1	16	16.0	16	0	INTERCEPTIONS	NO	YDS	AVG	LG	TD										
				J. Cameron	1	15	15.0	15	0	C. Williams	1	63	63.0	63	1										
				Total	25	320	12.8	43	0	Total	1	63	63.0	63	1										
				INTERCEPTIONS			NO	YDS	AVG	LG	TD	INTERCEPTIONS			NO	YDS	AVG	LG	TD						
				C. Robertson	1	0	0.0	0	0	Total	1	63	63.0	63	1										
				Total	1	0	0.0	0	0	SACKS	J. Sheard 1-9, U. Young 1-6, A. Rubin 1-4, S. Fujita 1-0														
				SACKS			SACKS																		
				P. Kruger 1-6																					



GAME 5: RAVENS 9, CHIEFS 6

Baltimore (4-1) · Kansas City (1-4)

Sunday, October 7, 2012 · 12:02 PM CT · Arrowhead Stadium · Kansas City

Weather: 47°, Sunny, Wind 0 mph · Attendance: 68,803 · Time: 2:54



No touchdowns were scored in the Ravens' hard-fought 9-6 victory over the Chiefs at Arrowhead Stadium last Sunday. Rookie K Justin Tucker scored all of Baltimore's points with FGs of 28, 26 and 39 yards. Chiefs K Ryan Succop's 2 FGs (30 and 31 yards) accounted for the Kansas City scoring. The game was tied 3-3 at the half despite an impressive running performance by KC RB Jamaal Charles, who carried 20 times for 125 yards in the first two quarters. While the Chiefs rushed for 179 yards in the first half, Baltimore's "D" limited the hosts to just 35 yards on 16 carries in the last two quarters. Key plays in the game included Chiefs QB Matt Cassel's lost fumble at the Ravens' 1-yard line (S Ed Reed recovered) in the third quarter and QB Joe Flacco's 16-yard scramble on third-and-15 for a first down with 3 minutes left in the game. Flacco completed 13 of 27 for 187 yards, including 4 to WR Anquan Boldin for 82 yards. RB Ray Rice rushed for 102 yards (17 carries), making a game-clinching 1-yard run with two minutes left in the contest. It was Rice's 15th-career 100-yard rushing game. Charles finished with 140 rushing yards, and Cassel was 9-of-15 for 92 yards, with WR Dwayne Bowe catching 6 for 60 yards. The Ravens scored all 3 FGs on drives following KC turnovers. The game marked Baltimore's first win without scoring a TD five years to the day (10/7/07 at SF, 9-7).

BALTIMORE RAVENS (Head Coach: John Harbaugh)

OFFENSE		DEFENSE	
WR 82	T. Smith	DT 92	H. Ngata
WR 81	A. Boldin	NT 96	M. Kemoatu
LT 74	M. Oher	DE 90	P. McPhee
LG 70	R. Harewood	RUSH 91	C. Upshaw
C 77	M. Birk	WILL 53	J. McClain
RG 73	M. Yanda	MIKE 52	R. Lewis
RT 72	K. Osemele	SAM 50	A. McClellan
TE 84	E. Dickson	LCB 21	L. Webb
QB 5	J. Flacco	SS 31	B. Pollard
FB 44	V. Leach	FS 20	E. Reed
RB 27	R. Rice	RCB 29	C. Williams

KANSAS CITY CHIEFS (Head Coach: Romeo Crennel)

OFFENSE		DEFENSE	
WR 89	J. Baldwin	LDE 94	Ty. Jackson
LT 76	B. Albert	NT 92	D. Poe
LG 71	J. Allen	RDE 97	A. Bailey
C 65	R. Lijja	LOLB 50	J. Houston
RG 73	J. Asamoah	LILB 59	J. Belcher
RT 74	E. Winston	RILB 56	D. Johnson
TE 81	T. Moeaki	ROLB 91	T. Hali
TE 87	S. Maneri	LCB 24	B. Flowers
WR 82	D. Bowe	RCB 26	S. Rountt
QB 7	M. Cassel	SS 29	E. Berry
RB 25	J. Charles	FS 27	A. Elam

GAME SUMMARY

	1	2	3	4	OT	TOTAL	FIELD GOALS (MADE) & MISSED
BALTIMORE	3	0	6	0	-	9	J. Tucker (28, 26, 39)
KANSAS CITY	0	3	0	3	-	6	R. Succop (30, 31)

TEAM	QTR	TIME	PLAY DESCRIPTION (extra point)	DRIVE	SCORE
Ravens	1	1:21	J. Tucker 28 yd. Field Goal	6-32, 1:49	3-0
Chiefs	2	2:48	R. Succop 30 yd. Field Goal	13-53, 6:13	3-3
Ravens	3	8:00	J. Tucker 26 yd. Field Goal	7-80, 3:41	6-3
Ravens	3	0:00	J. Tucker 39 yd. Field Goal	9-56, 3:48	9-3
Chiefs	4	4:31	R. Succop 31 yd. Field Goal	11-57, 5:44	9-6

OFFICIALS – Referee: Peter Morelli (135), Umpire: Darrell Jenkins (76), Head Linesman: Dana McKenzie (8), Line Judge: John Hussey (35), Side Judge: Don Carlsen (39), Field Judge: Jon Lucivansky (89), Back Judge: Rob Vernatchi (75)

TEAM STATISTICS

	RAVENS	CHIEFS
First Downs	15 (6-8-1)	19 (12-6-1)
Third Downs	3-11 (27%)	6-13 (46%)
Fourth Downs	0-0 (0%)	0-0 (0%)
Total Net Yards	298	338
Plays – Average	55-5.4	68-5.0
Net Yds Rushing	133	214
Rushes – Average	24-5.5	50-4.3
Net Yards Passing	165	124
Att. – Yds Lost – Gross Pass.	4-22-187	0-0-124
Passes Att. – Comp. – INT	27-13-1	18-12-2
Red Zone	0-3 (0%)	0-3 (0%)
Goal-to-Go	0-0 (0%)	0-2 (0%)
Punts – Avg.	5-46.4	5-47.2
Penalties – Yards	5-33	8-60
Fumbles – Lost	1-1	3-2
Time of Possession	25:50	34:10

INDIVIDUAL STATISTICS

RAVENS											CHIEFS										
RUSHING											RUSHING										
R. Rice	ATT	YDS	AVG	LG	TD	J. Charles	ATT	YDS	AVG	LG	TD										
J. Flacco	3	14	4.7	16	0	S. Draughn	12	40	3.3	10	0										
B. Pierce	2	13	6.5	12	0	C. Gray	4	20	5.0	11	0										
V. Leach	1	4	4.0	4	0	M. Cassel	4	14	3.5	12	0										
A. Allen	1	0	0.0	0	0	Total	51	214	4.3	25	0										
Total	24	133	5.5	37	0	PASSING															
PASSING											PASSING										
J. Flacco	ATT	CMP	YDS	SK/YD	TD	LG	IN	RT	M. Cassel	ATT	CMP	YDS	SK/YD	TD	LG	IN	RT				
J. Flacco	27	13	187	4/22	0	43	1	55.6	M. Cassel	15	9	92	0/0	0	26	2	38.1				
Total	27	13	187	4/22	0	43	1	55.6	B. Quinn	2	2	32	0/0	0	20	0	111.1				
RECEIVING											RECEIVING										
A. Boldin	REC	YDS	AVG	LG	TD	D. Bowe	REC	YDS	AVG	LG	TD										
T. Smith	3	38	12.7	26	0	J. Charles	2	21	7.0	16	0										
D. Pitta	3	22	7.3	11	0	J. Baldwin	1	26	26.0	26	0										
V. Leach	1	18	18.0	18	0	C. Gray	1	12	12.0	12	0										
R. Rice	1	16	16.0	16	0	S. Draughn	1	5	5.0	5	0										
E. Dickson	1	11	11.0	11	0	T. Moeaki	0	0	0.0	0	0										
Total	13	187	14.4	43	0	Total	11	124	10.3	26	0										
INTERCEPTIONS											INTERCEPTIONS										
L. Webb	NO	YDS	AVG	LG	TD	B. Flowers	NO	YDS	AVG	LG	TD										
L. Webb	1	8	8.0	8	0	B. Flowers	1	29	29.0	29	0										
C. Williams	1	1	1.0	1	0	Total	1	29	29.0	29	0										
Total	2	9	4.5	8	0	SACKS															
SACKS											SACKS										
None											J. Houston 2-13; T. Hali 2-9										



GAME 6: RAVENS 31, COWBOYS 29

Baltimore (5-1) · Dallas (2-3)

Sunday, October 14, 2012 · 1:02 PM ET · M&T Bank Stadium · Baltimore
Weather: 69°, Partly Cloudy, Wind SW 11 mph · Attendance: 71,384 · Time: 3:17



In a game that was not decided until Dallas K Dan Bailey missed a 51-yard FG attempt with 2 seconds left in the game, the Ravens stopped the visiting Cowboys, 31-29. It was the Ravens' 14th-consecutive regular season victory at home. After building a 24-13, third-quarter lead on WR Jacoby Jones' NFL-record-tying 108-yard kickoff return, the Cowboys came back to within 1 point (24-23) on QB Tony Romo's 7-yard TD to WR Dez Bryant and Bailey's 34-yard FG. The Ravens responded with a 10-play, 73-yard TD drive that finished with RB Ray Rice's 1-yard score, giving Baltimore a 31-23 lead with 4:41 left in the game. Dallas then responded with its own long drive (18 plays, 80 yards) that ended with a Romo-to-Bryant 4-yard TD pass, which made the score 31-29 with 32 seconds left in the fourth quarter. The Cowboys' 2-point attempt failed, but Dallas recovered the ensuing onside kick at its own 46-yard line. A pass interference call on CB Chykie Brown put the Cowboys in position to try the 51-yarder. The Ravens took a 17-10, first-half lead on a 38-yard K Justin Tucker FG, a 1-yard Rice TD run and a 19-yard QB Joe Flacco TD dart to WR Torrey Smith. Flacco completed 17 of 26 passes for 234 yards and a 106.9 QB rating, while Romo was 25-of-36 for 261 yards and 2 TDs (97.1). Impressively, Dallas held the ball 40:03 of the game, rushing for 227 yards, the most ever against a Ravens' defense. RB DeMarco Murray rushed 14 times for 93 yards, and RB Felix Jones added 92 yards on 18 tries. Bryant caught 13 for 95 yards, while WR Anquan Boldin led the Ravens with 5 receptions for 98 yards.

DALLAS COWBOYS (Head Coach: Jason Garrett)

OFFENSE			DEFENSE		
WR	88	D. Bryant	DT	99	K. Coleman
LT	77	T. Smith	NT	90	J. Ratliff
LG	71	N. Livings	DT	97	J. Hatcher
C	67	P. Costa	SLB	57	V. Butler
RG	73	M. Bernadeau	MLB	54	B. Carter
RT	68	D. Free	WLB	50	S. Lee
TE	82	J. Witten	JLB	94	D. Ware
WR	19	M. Austin	LCB	39	B. Carr
QB	9	T. Romo	RCB	24	M. Claiborne
FB	47	L. Vickers	FS	43	G. Sensabaugh
RB	29	D. Murray	SS	40	D. McCray

BALTIMORE RAVENS (Head Coach: John Harbaugh)

OFFENSE			DEFENSE		
WR	82	T. Smith	DT	92	H. Ngata
WR	81	A. Boldin	NT	96	M. Kemoeatu
LT	74	M. Oher	DE	90	P. McPhee
LG	63	B. Williams	RUSH	91	C. Upshaw
C	77	M. Birk	WILL	53	J. McClain
RG	73	M. Yanda	MIKE	52	R. Lewis
RT	72	K. Osemele	SAM	50	A. McClellan
TE	84	E. Dickson	LCB	21	L. Webb
FB	44	V. Leach	SS	31	B. Pollard
QB	5	J. Flacco	FS	20	E. Reed
RB	27	R. Rice	RCB	29	C. Williams

GAME SUMMARY

	1	2	3	4	OT	TOTAL	FIELD GOALS (MADE) & MISSED
DALLAS	7	3	10	9	-	29	D. Bailey (42, 43, 34) 51 WL
BALTIMORE	3	14	7	7	-	31	J. Tucker (38)

TEAM	QTR	TIME	PLAY DESCRIPTION (extra point)	DRIVE	SCORE
Ravens	1	7:50	J. Tucker 38 yd. Field Goal	14-80, 7:10	0-3
Cowboys	1	3:18	F. Jones 22 yd. run (D. Bailey kick)	8-80, 4:32	7-3
Cowboys	2	11:29	D. Bailey 42 yd. Field Goal	12-56, 6:02	10-3
Ravens	2	7:29	R. Rice 1 yd. run (J. Tucker kick)	8-80, 4:00	10-10
Ravens	2	0:41	T. Smith 19 yd. pass from J.Flacco (J. Tucker kick)	8-80, 1:34	10-17
Cowboys	3	11:37	D. Bailey 43 yd. Field Goal	7-55, 3:23	13-17
Ravens	3	11:24	J. Jones 108 yd. kickoff return (J. Tucker kick)	0-0, 0:13	13-24
Cowboys	3	3:19	D. Bryant 7 yd. pass from T.Romo (D. Bailey kick)	14-80, 8:05	20-24
Cowboys	4	8:22	D. Bailey 34 yd. Field Goal	8-21, 5:07	23-24
Ravens	4	4:41	R. Rice 1 yd. run (J. Tucker kick)	10-73, 3:41	23-31
Cowboys	4	0:32	D. Bryant 4 yd. pass from T. Romo (pass failed)	18-80, 4:09	29-31

OFFICIALS – Referee: Mike Carey (94), Umpire: Chad Brown (31), Head Linesman: Mark Baltz (26), Line Judge: Tim Podraza (47), Side Judge: Doug Rosenbaum (67), Field Judge: Mike Weir (50), Back Judge: Kirk Dornan (6)

TEAM STATISTICS	COWBOYS	RAVENS	INDIVIDUAL STATISTICS																	
First Downs	30 (12-15-3)	19 (8-10-1)	COWBOYS																	
Third Downs	8-15 (53%)	6-10 (60%)	RAVENS																	
Fourth Downs	2-2 (100%)	0-0 (0%)	RUSHING	ATT	YDS	AVG	LG	TD	RUSHING	ATT	YDS	AVG	LG	TD						
Total Net Yards	481	316	D. Murray	14	93	6.6	28	0	R. Rice	16	63	3.9	12	2						
Plays – Average	79-6.1	49-6.4	F. Jones	18	92	5.1	22	1	B. Pierce	4	21	5.3	16	0						
Net Yds Rushing	227	86	P. Tanner	9	31	3.4	9	0	J. Flacco	2	2	1.0	3	0						
Rushes – Average	42-5.4	22-3.9	L. Dunbar	1	11	11.0	11	0	Total	22	86	3.9	16	2						
Net Yards Passing	254	230	PASSING	ATT	CMP	YDS	SK/YD	TD	LG	IN	RT	PASSING	ATT	CMP	YDS	SK/YD	TD	LG	IN	RT
Att. – Yds Lost – Gross Pass.	1-7-261	1-4-234	T. Romo	36	25	261	1/7	2	35	1	97.1	J. Flacco	26	17	234	1/4	1	43	0	106.9
Passes Att. – Comp. – INT	36-25-1	26-17-0	Total	36	25	261	1/7	2	35	1	97.1	Total	26	17	234	1/4	1	43	0	106.9
Red Zone	3-5 (60%)	3-4 (75%)	RECEIVING	REC	YDS	AVG	LG	TD	RECEIVING	REC	YDS	AVG	LG	TD						
Goal-to-Go	2-3 (67%)	2-2 (100%)	D. Bryant	13	95	7.3	18	2	A. Boldin	5	98	19.6	31	0						
Punts – Avg.	1-32.0	3-45.0	J. Witten	6	88	14.7	35	0	D. Pitta	4	33	8.3	9	0						
Penalties – Yards	13-82	10-76	M. Austin	2	31	15.5	19	0	T. Smith	2	24	12.0	19	1						
Fumbles – Lost	0-0	0-0	J. Phillips	1	19	19.0	19	0	J. Jones	2	15	7.5	10	0						
Time of Possession	40:03	19:57	F. Jones	1	13	13.0	13	0	R. Rice	1	43	43.0	43	0						
			L. Vickers	1	11	11.0	11	0	E. Dickson	1	8	8.0	8	0						
			D. Murray	1	4	4.0	4	0	V. Leach	1	7	7.0	7	0						
			Total	25	261	10.4	35	2	B. Pierce	1	6	6.0	6	0						
			INTERCEPTIONS	NO	YDS	AVG	LG	TD	INTERCEPTIONS	NO	YDS	AVG	LG	TD						
			Total	0	0	0	0	0	C. Williams	1	0	0.0	0	0						
			SACKS						Total	1	0	0.0	0	0						
			D. Ware 1-4						SACKS											
									H. Ngata 1-7											



GAME 7: TEXANS 43, RAVENS 13

Baltimore (5-2) · Houston (6-1)

Sunday, October 21, 2012 · 12:02 PM CT · Reliant Stadium · Houston

Weather: Retractable Roof Closed · Attendance: 71,708 · Time: 3:10



A banged up Ravens' team, playing its first game without recently-injured LB Ray Lewis and CB Lardarius Webb, lost at Houston, 43-13, in a battle that featured the AFC teams with the best records (5-1). Houston QB Matt Schaub threw 2 TD passes, and RB Arian Foster ran for 2 more, while the Texans' defense added a safety and a TD with 1 of 2 INTs against QB Joe Flacco. Baltimore started well, taking a 3-0 lead on K Justin Tucker's 51-yard FG. After forcing back-to-back "three-and-outs" on the Texans' first two possessions, Houston's defense scored when Flacco was tackled for a safety by LB Connor Barwin. Houston took advantage of the next possession, completing a TD drive when Schaub hit WR Kevin Walter with a 25-yard TD strike for a 9-3 lead. CB Johnathan Joseph then stole a Flacco pass and raced 52 yards for another TD to give the Texans a 16-3, second-quarter lead. The rout was on. By halftime, Houston led 29-3 after a Schaub-to-TE Owen Daniels TD and 2 K Shayne Graham FGs (33 and 29 yards). Showing the fight they kept all game, the Ravens came back with a TD in the third quarter when Flacco hit WR Tandon Toss on a 15-yard pass. Foster then added his 2 TD runs (1 and 2 yards) around another impressive Tucker FG (54 yards) to complete the scoring. Houston dominated in almost every category, outgaining the Ravens 420 to 176 yards and owning time of possession (38:16 to 21:44). Flacco completed 21 of 43 for 147 yards, and Schaub was 23-of-37 for 256 yards and a 100.7 rating. Houston rushed for 181 yards, with Foster gaining 98 on 19 carries. RB Ray Rice ran 9 times for 42 and was limited to 12 yards receiving on 5 catches. The game featured the first appearance of the season for OLB Terrell Suggs, who was the NFL's 2011 Defensive Player of the Year and had torn his Achilles in April. Suggs notched 4 tackles, 1 sack and 1 PD against the Texans.

BALTIMORE RAVENS (Head Coach: John Harbaugh)

OFFENSE

WR	82	T. Smith
WR	81	A. Boldin
LT	74	M. Oher
LG	63	B. Williams
C	77	M. Birk
RG	73	M. Yanda
RT	72	K. Osemele
TE	84	E. Dickson
QB	5	J. Flacco
FB	44	V. Leach
RB	27	R. Rice

DEFENSE

DT	92	H. Ngata
NT	62	T. Cody
DE	97	A. Jones
RUSH	55	T. Suggs
WILL	59	D. Ellerbe
MIKE	53	J. McClain
SAM	50	A. McClellan
LCB	22	J. Smith
SS	31	B. Pollard
FS	20	E. Reed
RCB	29	C. Williams

HOUSTON TEXANS (Head Coach: Gary Kubiak)

OFFENSE

WR	80	A. Johnson
LT	76	D. Brown
LG	74	W. Smith
C	55	C. Myers
RG	60	B. Jones
RT	75	D. Newton
TE	81	O. Daniels
WR	83	K. Walter
QB	8	M. Schaub
TE	88	G. Graham
RB	23	A. Foster

DEFENSE

DE	99	J. Watt
NT	95	S. Cody
DE	94	A. Smith
SLB	58	B. Reed
ILB	52	T. Dobbins
ILB	53	B. James
WLB	98	C. Barwin
LCB	25	K. Jackson
RCB	24	J. Joseph
SS	38	D. Manning
FS	29	G. Quin

GAME SUMMARY

	1	2	3	4	OT	TOTAL	FIELD GOALS (MADE) & MISSED
BALTIMORE	3	0	7	3	-	13	J. Tucker (51,54)
HOUSTON	9	20	7	7	-	43	S. Graham (33, 29)

TEAM	QTR	TIME	PLAY DESCRIPTION (extra point)	DRIVE	SCORE
Ravens	1	10:57	J. Tucker 51 yd. Field Goal	8-45, 2:41	3-0
Texans	1	4:49	J. Flacco sacked in end zone by C. Barwin for a Safety		3-2
Texans	1	0:30	K. Walter 25 yd. pass from M. Schaub (S. Graham kick)	8-67, 4:19	3-9
Texans	2	14:51	J. Joseph 52 yd. interception return (S. Graham kick)		3-16
Texans	2	5:58	O. Daniels 1 yd. pass from M. Schaub (S. Graham kick)	6-58, 3:14	3-23
Texans	2	1:57	S. Graham 33 yd. Field Goal	8-40, 3:28	3-26
Texans	2	0:03	S. Graham 29 yd. Field Goal	12-58, 1:03	3-29
Ravens	3	10:36	T. Doss 15 yd. pass from J. Flacco (J. Tucker kick)	5-47, 1:20	10-29
Texans	3	2:56	A. Foster 1 yd. run (S. Graham kick)	12-80, 7:40	10-36
Ravens	4	12:23	J. Tucker 54 yd. Field Goal	14-39, 5:33	13-36
Texans	4	8:48	A. Foster 2 yd. run (S. Graham kick)	6-44, 3:35	13-43

OFFICIALS – Referee: Tony Corrente (99), Umpire: Fred Bryan (11), Head Linesman: John McGrath (5), Line Judge: Darryll Lewis (130), Side Judge: Allen Baynes (56), Field Judge: Gary Cavaletto (60), Back Judge: Gregory Wilson (119)

TEAM STATISTICS

	RAVENS	TEXANS
First Downs	12 (4-6-2)	27 (11-13-3)
Third Downs	4-15 (27%)	8-15 (53%)
Fourth Downs	0-1 (0%)	0-0 (0%)
Total Net Yards	176	420
Plays – Average	59-3.0	76-5.5
Net Yds Rushing	55	181
Rushes – Average	12-4.6	37-4.9
Net Yards Passing	121	239
Att. – Yds Lost – Gross Pass.	4-26-147	2-17-256
Passes Att. – Comp. – INT	43-21-2	37-23-0
Red Zone	1-2 (50%)	3-5 (60%)
Goal-to-Go	0-0 (0%)	3-3 (100%)
Punts – Avg.	5-50.6	5-48.0
Penalties – Yards	5-56	5-60
Fumbles – Lost	1-0	1-0
Time of Possession	21:44	38:16

INDIVIDUAL STATISTICS

RAVENS

RUSHING	ATT	YDS	AVG	LG	TD
R. Rice	9	42	4.7	17	0
J. Flacco	2	7	3.5	5	0
V. Leach	1	6	6.0	6	0
J. Casey	1	6	6.0	6	0
M. Schaub	1	-2	-2.0	-2	0
Total	12	55	4.6	17	0

PASSING	ATT	CMP	YDS	SK/YD	TD	LG	IN	RT
J. Flacco	43	21	147	4/26	1	15	2	45.4
Total	43	21	147	4/26	1	15	2	45.4

RECEIVING	REC	YDS	AVG	LG	TD
D. Pitta	5	33	6.6	9	0
R. Rice	5	12	2.4	7	0
T. Smith	4	41	10.3	15	0
A. Boldin	3	24	8.0	10	0
J. Jones	2	17	8.5	9	0
T. Doss	1	15	15.0	15	1
E. Dickson	1	5	5.0	5	0
Total	21	147	7.0	15	1

INTERCEPTIONS	NO	YDS	AVG	LG	TD
Total	0	0	0	0	0

SACKS

C. Williams 1-9; T. Suggs 1-8

TEXANS

RUSHING	ATT	YDS	AVG	LG	TD
A. Foster	19	98	5.2	16	2
B. Tate	10	47	4.7	10	0
J. Forsett	6	32	5.3	11	0
Total	37	181	4.9	16	2

PASSING	ATT	CMP	YDS	SK/YD	TD	LG	IN	RT
M. Schaub	37	23	256	2/17	2	34	0	100.7
Total	37	23	256	2/17	2	34	0	100.7

RECEIVING	REC	YDS	AVG	LG	TD
A. Johnson	9	86	9.6	14	0
O. Daniels	7	59	8.4	19	1
K. Walter	4	74	18.5	34	1
G. Graham	2	32	16.0	20	0
A. Foster	1	5	5.0	5	0
Total	23	256	11.1	34	2

INTERCEPTIONS	NO	YDS	AVG	LG	TD
J. Joseph	1	52	52.0	52	1
G. Quin	1	0	0.0	0	0
Total	2	52	26.0	52	1

SACKS

A. Smith 2-17; C. Barwin 1-7; W. Mercilus 1-2





GAME 8: RAVENS 25, BROWNS 15

Baltimore (6-2) · Cleveland (2-6)

Sunday, November 4, 2012 · 1:03 PM ET · Cleveland Browns Stadium · Cleveland

Weather: 39°, Cloudy, Wind NW 8 mph · Attendance: 65,449 · Time: 3:02



Starting fast and finishing strong, the Ravens stopped the Browns, 25-15, at Cleveland Browns Stadium. It was Baltimore's 10th-consecutive victory over the Browns and 11th-consecutive AFC North win. The Ravens jumped to a 14-0, first-quarter lead after rushing touchdowns by RB Ray Rice (8 yards) and RB Bernard Pierce (12 yards). The Browns then shut out Baltimore over the next two quarters, while Cleveland kicker Phil Dawson made 4 field goals (32, 28, 29 and 33.) Dawson then converted a 41-yard FG with 8:48 left in the game to give the Browns a 15-14 lead. The Ravens bounced right back with a nine-play, 81-yard TD drive that concluded when QB Joe Flacco hit WR Torrey Smith with a 19-yard score. The two-point conversion from Flacco to WR Anquan Boldin gave the Ravens a 22-15 lead with 4:26 left in the contest. Baltimore extended the lead to 10 with 2:49 remaining on a 43-yard K Justin Tucker FG. Flacco completed 15 of 24 for 153 yards and a 94.6 rating. Boldin caught 5 passes for 57 yards, including a key 21-yard catch during the fourth-quarter TD drive. Rice rushed for 98 yards on 25 carries. Browns rookie RB Trent Richardson gained 105 yards on 25 tries and caught 6 passes for 31 more. The Ravens' defense limited rookie QB Brandon Weeden to 176 passing yards on 20 of 37 completions. S Ed Reed and CB Cary Williams each intercepted Weeden. It marked Williams' team-high 4th INT of the season and the 60th of Reed's career.

BALTIMORE RAVENS (Head Coach: John Harbaugh)

OFFENSE

WR	82	T. Smith
WR	81	A. Boldin
LT	74	M. Oher
LG	63	B. Williams
C	77	M. Birk
RG	73	M. Yanda
RT	72	K. Osemele
TE	84	E. Dickson
QB	5	J. Flacco
FB	44	V. Leach
RB	27	R. Rice

DEFENSE

DT	92	H. Ngata
NT	96	M. Kemoeatu
DE	97	A. Jones
RUSH	55	T. Suggs
WILL	59	D. Ellerbe
MIKE	53	J. McClain
SAM	99	P. Kruger
LCB	22	J. Smith
SS	31	B. Pollard
FS	20	E. Reed
RCB	29	C. Williams

CLEVELAND BROWNS (Head Coach: Pat Shurmur)

OFFENSE

WR	15	G. Little
LT	73	J. Thomas
LG	77	J. Greco
C	55	A. Mack
RG	66	S. Lauvao
RT	72	M. Schwartz
TE	82	B. Watson
WR	13	J. Gordon
QB	3	B. Weeden
WR	11	M. Massaquoi
RB	33	T. Richardson

DEFENSE

LE	97	J. Sheard
DT	98	P. Taylor
DT	90	B. Winn
RE	92	F. Rucker
SLB	50	J. Johnson
MLB	52	D. Jackson
WLB	56	K. Maiava
LCB	23	J. Haden
FS	28	U. Young
SS	43	T. Ward
RCB	24	S. Brown

GAME SUMMARY

	1	2	3	4	OT	TOTAL	FIELD GOALS (MADE) & MISSED
BALTIMORE	14	0	0	11	-	25	J. Tucker (43)
CLEVELAND	0	9	3	3	-	15	P. Dawson (32, 28, 29, 33, 41)

TEAM	QTR	TIME	PLAY DESCRIPTION (extra point)	DRIVE	SCORE
Ravens	1	8:32	R. Rice 8 yd. run (J. Tucker kick)	10-70, 5:25	7-0
Ravens	1	0:01	B. Pierce 12 yd. run (J. Tucker kick)	12-66, 6:52	14-0
Browns	2	9:19	P. Dawson 32 yd. Field Goal	12-66, 5:42	14-3
Browns	2	1:47	P. Dawson 28 yd. Field Goal	10-76, 4:05	14-6
Browns	2	0:03	P. Dawson 29 yd. Field Goal	7-50, 1:00	14-9
Browns	3	2:39	P. Dawson 33 yd. Field Goal	10-41, 5:30	14-12
Browns	4	8:48	P. Dawson 41 yd. Field Goal	9-34, 4:32	14-15
Ravens	4	4:26	T. Smith 19 yd. pass from J. Flacco (J. Flacco-A. Boldin pass)	9-81, 4:22	22-15
Ravens	4	2:49	J. Tucker 43 yd. Field Goal	4-4, 1:01	25-15

OFFICIALS – Referee: Jeff Triplette (42), Umpire: Jeff Rice (44), Head Linesman: Phil McKinnely (110), Line Judge: Jeff Bergman (32), Side Judge: David Wyant (16), Field Judge: Barry Anderson (20), Back Judge: Steve Freeman (133)

TEAM STATISTICS

	RAVENS	BROWNS
First Downs	18 (8-9-1)	17 (4-10-3)
Third Downs	5-14 (36%)	5-16 (31%)
Fourth Downs	1-1 (100%)	0-1 (0%)
Total Net Yards	282	290
Plays – Average	62-4.5	65-4.5
Net Yds Rushing	137	116
Rushes – Average	37-3.7	27-4.3
Net Yards Passing	145	174
Att. – Yds Lost – Gross Pass.	1-8-153	1-2-176
Passes Att. – Comp. – INT	24-15-0	37-20-2
Red Zone	3-3 (100%)	0-5 (0%)
Goal-to-Go	1-1 (100%)	0-0 (0%)
Punts – Avg.	7-44.7	4-42.5
Penalties – Yards	9-82	4-31
Fumbles – Lost	0-0	1-0
Time of Possession	31:32	28:28

INDIVIDUAL STATISTICS

RAVENS

RUSHING

PASSING

RECEIVING

INTERCEPTIONS

SACKS

BROWNS

RUSHING

PASSING

RECEIVING

INTERCEPTIONS

SACKS






GAME 9: RAVENS 55, RAIDERS 20

Baltimore (7-2) • Oakland (3-6)

Sunday, November 11, 2012 • 1:02 PM ET • M&T Bank Stadium • Baltimore

Weather: 61°, Sunny, Wind SSE 6 mph • Attendance: 71,339 • Time: 3:06



Scoring the most points in franchise history, the Ravens topped the visiting Raiders, 55-20, at M&T Bank Stadium. QB Joe Flacco threw 3 TD passes and ran for a fourth, while Baltimore's special teams provided 2 TDs. The Ravens took a 10-0, first-quarter lead on a 48-yard K Justin Tucker field goal and Flacco's 1-yard TD dive. After an Oakland FG (K Sebastian Janikowski, 32 yards), the Ravens extended the lead to 20-3 on a Flacco-to-TE Dennis Pitta 5-yard TD toss and another Tucker FG (34 yards). Oakland fought back, cutting the lead to 10 (20-10) on a QB Carson Palmer-to-WR Darrius Heyward-Bey 55-yard TD throw with 1:37 left in the second quarter. But, the Ravens roared back with a quick 7-play, 80-yard TD drive that ended with a 7-yard RB Ray Rice score that gave the home team a 27-10 halftime lead. The Ravens scored again on the opening series of the second half when WR Torrey Smith grabbed a 47-yard TD strike from Flacco to make the score 34-10. After the Raiders scored on a Palmer-to-WR Denarius Moore 30-yard pass, Flacco hit Smith again with a TD throw (20 yards). After P Sam Koch scored from 7 yards on a fake FG, the Ravens enjoyed a 48-17, third-quarter advantage. Janikowski added a 47-yard FG, and Baltimore's WR/RS Jacoby Jones returned a kickoff 105 yards for the game's final tally. Flacco completed 21 of 33 for 341 yards with 3 TDs and 1 INT for a 115.8 QB rating. Palmer, who was sacked 3 times and had 6 passes tipped near or at the line of scrimmage, was 29-of-45 for 368 yards (95.4 rating). OLB Paul Kruger intercepted Palmer and sacked him twice.

OAKLAND RAIDERS (Head Coach: Dennis Allen)

OFFENSE			DEFENSE		
WR	17	D. Moore	LE	99	L. Houston
LT	68	J. Veldheer	DT	90	D. Bryant
LG	66	C. Carlisle	NT	93	T. Kelly
C	61	S. Wisniewski	RE	77	M. Shaughnessy
RG	65	M. Brisiel	WLB	56	M. Burris
RT	79	W. Smith	MLB	55	R. McClain
TE	83	B. Myers	SLB	52	P. Wheeler
WR	85	D. Heyward-Bey	RCB	21	R. Bartell
QB	3	C. Palmer	FS	27	M. Giordano
RB	45	M. Reece	SS	33	T. Branch
FB	44	O. Schmitt	LCB	24	M. Huff

BALTIMORE RAVENS (Head Coach: John Harbaugh)

OFFENSE			DEFENSE		
WR	82	T. Smith	DT	93	D. Tyson
WR	81	A. Boldin	NT	96	M. Kemoeatu
LT	74	M. Oher	DE	97	A. Jones
LG	63	B. Williams	RUSH	55	T. Suggs
C	77	M. Birk	WILL	59	D. Ellerbe
RG	73	M. Yanda	MIKE	53	J. McClain
RT	72	K. Osemele	SAM	50	A. McClellan
TE	84	E. Dickson	LCB	24	C. Graham
QB	5	J. Flacco	SS	31	B. Pollard
FB	44	V. Leach	FS	20	E. Reed
RB	27	R. Rice	RCB	29	C. Williams

GAME SUMMARY

	1	2	3	4	OT	TOTAL	FIELD GOALS (MADE) & MISSED	
OAKLAND	0	10	7	3	-	20	S. Janikowski (32, 47)	
BALTIMORE	10	17	21	7	-	55	J. Tucker (48, 34)	

TEAM	QTR	TIME	PLAY DESCRIPTION (extra point)	DRIVE	SCORE
Ravens	1	8:49	J. Tucker 48 yd. Field Goal	7-22, 3:04	3-0
Ravens	1	3:15	J. Flacco 1 yd. run (J. Tucker kick)	8-63, 3:56	10-0
Raiders	2	10:02	S. Janikowski 32 yd. Field Goal	6-16, 2:25	10-3
Ravens	2	7:49	D. Pitta 5 yd. pass from J. Flacco (J. Tucker kick)	6-80, 2:13	17-3
Ravens	2	3:16	J. Tucker 34 yd. Field Goal	6-16, 2:52	20-3
Raiders	2	1:37	D. Heyward-Bey 55 yd. pass from C. Palmer (S. Janikowski kick)	7-80, 1:39	20-10
Ravens	2	0:24	R. Rice 7 yd. run (J. Tucker kick)	7-80, 1:13	27-10
Ravens	3	13:42	T. Smith 47 yd. pass from J. Flacco (J. Tucker kick)	3-70, 1:18	34-10
Raiders	3	10:31	D. Moore 30 yd. pass from C. Palmer (S. Janikowski)	7-80, 3:11	34-17
Ravens	3	9:20	T. Smith 20 yd. pass from J. Flacco (J. Tucker kick)	1-20, 0:07	41-17
Ravens	3	5:40	S. Koch 7 yd. run (J. Tucker kick)	9-74, 3:04	48-17
Raiders	4	12:47	S. Janikowski 47 yd. Field Goal	10-61, 4:46	48-20
Ravens	4	12:34	J. Jones 105 yd. kickoff return (J. Tucker kick)	0-0, 0:13	55-20

OFFICIALS – Referee: Ron Winter (14), Umpire: Carl Paganelli (124), Head Linesman: Jim Howey (37), Line Judge: Gary Arthur (108), Side Judge: Tom Hill (97), Field Judge: Scott Steenson (88), Back Judge: Greg Steed (83)

TEAM STATISTICS

	RAIDERS	RAVENS
First Downs	19 (4-15-0)	22 (4-15-3)
Third Downs	8-18 (44%)	5-12 (42%)
Fourth Downs	0-2 (0%)	1-1 (100%)
Total Net Yards	422	419
Plays – Average	73-5.8	62-6.8
Net Yds Rushing	72	78
Rushes – Average	24-3.0	28-2.8
Net Yards Passing	350	341
Att. – Yds Lost – Gross Pass.	3-18-368	0-0-341
Passes Att. – Comp. – INT	46-29-1	34-21-1
Red Zone	0-3 (0%)	4-5 (80%)
Goal-to-Go	0-1 (0%)	3-3 (100%)
Punts – Avg.	5-54.8	4-52.5
Penalties – Yards	10-105	4-41
Fumbles – Lost	2-2	0-0
Time of Possession	33:22	26:38

INDIVIDUAL STATISTICS

RAIDERS											RAVENS										
RUSHING											RUSHING										
M. Reece	13	48	3.7	9	0	R. Rice	13	35	2.7	7	1										
J. Stewart	7	22	3.1	6	0	B. Pierce	10	23	2.3	12	0										
T. Jones	2	6	3.0	3	0	S. Koch	1	7	7.0	7	1										
C. Palmer	1	0	0.0	0	0	V. Leach	2	6	3.0	4	0										
D. Heyward-Bey	1	-4	-4.0	-4	0	J. Jones	1	6	6.0	6	0										
Total	24	72	3.0	9	0	J. Flacco	1	1	1.0	1	1										
Total	28	78	2.8	12	3	Total	28	78	2.8	12	3										
PASSING											PASSING										
C. Palmer	45	29	368	3/18	2	55	1	95.4	J. Flacco	33	21	341	0/0	3	47	1	115.8				
M. Leinart	1	0	0	0/0	0	0	0	39.6	T. Taylor	1	0	0	0/0	0	0	0	39.6				
Total	46	29	368	3/18	2	55	1	93.4	Total	34	21	341	0/0	3	47	1	112.5				
RECEIVING											RECEIVING										
M. Reece	7	56	8.0	24	0	D. Pitta	5	67	13.4	26	1										
D. Heyward-Bey	5	82	16.4	55	1	A. Boldin	4	38	9.5	19	0										
B. Myers	5	57	11.4	21	0	R. Rice	4	33	8.3	17	0										
D. Moore	4	90	22.5	38	1	T. Smith	2	67	33.5	47	2										
J. Criner	2	26	13.0	13	0	E. Dickson	2	59	29.5	40	0										
D. Hagan	2	24	12.0	14	0	J. Jones	2	54	27.0	47	0										
D. Ausberry	2	15	7.5	20	0	T. Doss	1	26	26.0	26	0										
R. Streater	1	11	11.0	11	0	V. Leach	1	-3	-3.0	-3	0										
T. Jones	1	7	7.0	7	0	Total	21	341	16.2	47	3										
Total	29	368	12.7	55	2	Total	21	341	16.2	47	3										
INTERCEPTIONS											INTERCEPTIONS										
M. Huff	1	0	0.0	0	0	P. Kruger	1	0	0.0	0	0										
Total	1	0	0.0	0	0	Total	1	0	0.0	0	0										
SACKS											SACKS										
None											P. Kruger 2-11; B. Pollard 1-7										



GAME 10: RAVENS 13, STEELERS 10

Baltimore (8-2) · Pittsburgh (6-4)

Sunday, November 18, 2012 · 8:30 PM ET · Heinz Field · Pittsburgh
Weather: 46°, Clear, Wind E 5 mph · Attendance: 63,446 · Time: 3:06



In a battle typical of the games played between Baltimore and Pittsburgh, the Ravens beat the Steelers, 13-10, at Heinz Field. It was the sixth time in the last seven regular season games played between the Ravens and Steelers that the game was decided by three points. It was Baltimore's third-straight regular season victory at Heinz and 12th-consecutive win in the AFC North. (That streak ties Indianapolis for the most division wins in a row since realignment in 2002.) While the Ravens held the Steelers without a touchdown in the final 59 minutes and 17 seconds of the game, Pittsburgh's lone TD was scored in the first minute of the contest. QB Byron Leftwich, playing for the injured Ben Roethlisberger, raced 31 yards for a touchdown just 43 seconds into the game. Baltimore bounced back to take a 10-7, first-quarter lead on K Justin Tucker's 26-yard field goal and WR Jacoby Jones' spectacular 63-yard punt return. The Ravens bumped the lead to 13-7 in the third quarter on Tucker's 39-yard FG into the open end of Heinz. Later in the period, Steelers K Shaun Suisham provided the final points of the game with a 22-yard FG. Both teams struggled on third downs with Baltimore converting just 3-of-14, while Pittsburgh was 5-of-17. The Steelers out gained the Ravens 311 to 200 yards. QB Joe Flacco completed 20 of 32 passes for 164 yards, including 8 for 79 to WR Anquan Boldin. Leftwich was 18-of-39 for 201 and was intercepted once by CB Corey Graham. The Ravens did not turn the ball over, while taking it away from the Steelers three times, scoring both of their FGs after the take-aways.

BALTIMORE RAVENS (Head Coach: John Harbaugh)

OFFENSE

WR	82	T. Smith
WR	81	A. Boldin
LT	74	M. Oher
LG	76	J. Reid
C	77	M. Birk
RG	73	M. Yanda
RT	72	K. Osemele
TE	84	E. Dickson
QB	5	J. Flacco
FB	44	V. Leach
RB	27	R. Rice

DEFENSE

DT	92	H. Ngata
NT	96	M. Kemoeatu
DE	97	A. Jones
RUSH	55	T. Suggs
WILL	59	D. Ellerbe
MIKE	53	J. McClain
SAM	50	A. McClellan
LCB	24	C. Graham
SS	31	B. Pollard
FS	20	E. Reed
RCB	29	C. Williams

PITTSBURGH STEELERS (Head Coach: Mike Tomlin)

OFFENSE

WR	17	M. Wallace
LT	78	M. Starks
LG	74	W. Colon
C	53	M. Pouncey
RG	73	R. Foster
RT	76	M. Adams
TE	83	H. Miller
WR	88	E. Sanders
FB	46	W. Johnson
RB	34	R. Mendenhall
QB	4	B. Leftwich

DEFENSE

DE	96	E. Hood
NT	98	C. Hampton
DE	99	B. Keisel
LOLB	56	L. Woodley
LILB	50	L. Foote
RILB	94	L. Timmons
ROLB	92	J. Harrison
LCB	23	K. Lewis
RCB	24	I. Taylor
SS	26	W. Allen
FS	25	R. Clark

GAME SUMMARY

	1	2	3	4	OT	TOTAL	FIELD GOALS (MADE) & MISSED
BALTIMORE	10	0	3	0	-	13	J. Tucker (26) 41WR (39)
PITTSBURGH	7	0	3	0	-	10	S. Suisham (22)

TEAM	QTR	TIME	PLAY DESCRIPTION (extra point)	DRIVE	SCORE
Steelers	1	14:17	B. Leftwich 31 yd. run (S. Suisham kick)	2-80, 0:43	0-7
Ravens	1	8:22	J. Tucker 26 yd. Field Goal	4-4, 2:09	3-7
Ravens	1	3:16	J. Jones 63 yd. punt return (J. Tucker kick)		10-7
Ravens	3	6:49	J. Tucker 39 yd. Field Goal	8-41, 2:38	13-7
Steelers	3	0:34	S. Suisham 22 yd. Field Goal	12-80, 6:15	13-10

OFFICIALS – Referee: Walt Anderson (66), Umpire: Butch Hannah (40), Head Linesman: Steve Stelljes (22), Line Judge: Byron Boston (18), Side Judge: Michael Banks (72), Field Judge: David Meslow (118), Back Judge: Billy Smith (2)

TEAM STATISTICS

	RAVENS	STEELERS
First Downs	12 (4-7-1)	17 (5-10-2)
Third Downs	3-14 (21%)	5-17 (29%)
Fourth Downs	0-0 (0%)	0-1 (0%)
Total Net Yards	200	311
Plays – Average	57-3.5	69-4.5
Net Yds Rushing	47	134
Rushes – Average	23-2.0	27-5.0
Net Yards Passing	153	177
Att. – Yds Lost – Gross Pass.	2-11-164	3-24-201
Passes Att. – Comp. – INT	32-20-0	39-18-1
Red Zone	0-2 (0%)	0-1 (0%)
Goal-to-Go	0-0 (0%)	0-0 (0%)
Punts – Avg.	8-46.5	8-44.6
Penalties – Yards	4-68	6-43
Fumbles – Lost	2-0	3-2
Time of Possession	27:09	32:51

INDIVIDUAL STATISTICS

RAVENS

RUSHING	ATT	YDS	AVG	LG	TD
R. Rice	20	40	2.0	8	0
B. Pierce	2	8	4.0	4	0
J. Flacco	1	-1	-1.0	-1	0

Total	23	47	2.0	8	0
--------------	-----------	-----------	------------	----------	----------

PASSING

	ATT	CMP	YDS	SK/YD	TD	LG	IN	RT
J. Flacco	32	20	164	2/11	0	31	0	75.5
Total	32	20	164	2/11	0	31	0	75.5

RECEIVING

	REC	YDS	AVG	LG	TD
A. Boldin	8	79	9.9	23	0
R. Rice	5	53	10.6	31	0
E. Dickson	2	8	4.0	6	0
J. Jones	2	1	0.5	4	0
B. Pierce	1	11	11.0	11	0
T. Smith	1	7	7.0	7	0
D. Pitta	1	5	5.0	5	0
Total	20	164	8.2	31	0

INTERCEPTIONS

	NO	YDS	AVG	LG	TD
C. Graham	1	20	20.0	20	0
Total	1	20	20.0	20	0

SACKS

H. Ngata 1-10; P. Kruger 1-7; J. Ihedigbo 1-7

STEELERS

RUSHING	ATT	YDS	AVG	LG	TD
J. Dwyer	12	55	4.6	11	0
R. Mendenhall	11	33	3.0	5	0
B. Leftwich	1	31	31.0	31	1
D. Gilreath	1	7	7.0	7	0
I. Redman	1	5	5.0	5	0
B. Batch	1	3	3.0	3	0
Total	27	134	5.0	31	1

PASSING

	ATT	CMP	YDS	SK/YD	TD	LG	IN	RT
B. Leftwich	39	18	201	3/24	0	37	1	51.3
Total	39	18	201	3/24	0	37	1	51.3

RECEIVING

	REC	YDS	AVG	LG	TD
M. Wallace	4	26	6.5	15	0
E. Sanders	3	82	27.3	37	0
J. Dwyer	3	26	8.7	15	0
R. Mendenhall	3	17	5.7	12	0
J. Cotchery	2	22	11.0	11	0
H. Miller	2	22	11.0	16	0
D. Paulson	1	6	6.0	6	0
Total	18	201	11.2	37	0

INTERCEPTIONS

	NO	YDS	AVG	LG	TD
Total	0	0	0	0	0

SACKS

L. Woodley 1-8; J. Harrison 1-3



GAME 11: RAVENS 16, CHARGERS 13 (OT)

Baltimore (9-2) · San Diego (4-7)

Sunday, November 25, 2012 · 1:05 PM PT · Qualcomm Stadium · San Diego
Weather: 59°, Partly Cloudy, Wind SSW 1 mph · Attendance: 57,882 · Time: 3:49



Rookie K Justin Tucker kicked a 38-yard field goal with no time left in regulation to tie the Chargers at 13-13, and he then kicked another 38-yarder with 1:07 left in overtime to give Baltimore a 16-13 victory over San Diego at Qualcomm Stadium. The Chargers took a 13-3 lead on K Nick Novak's 30-yard FG with 7:39 left in the fourth quarter. Ravens QB Joe Flacco then directed a 9-play, 80-yard drive that ended with a 4-yard TD toss to TE Dennis Pitta with 4:19 left in regulation to make the score 13-10. After the Baltimore defense limited the Chargers to a three-and-out, the Ravens had the ball on their own 40 following a 23-yard punt return by WR/RS Jacoby Jones. Four plays later, the Ravens faced fourth-and-29 on their own 37 when the play of the game was made. Flacco threw a short pass to RB Ray Rice, who scampered the needed 29 yards to San Diego's 34-yard line for the first down. Four plays later, Tucker tied the game as the fourth quarter ended. The Chargers had the ball twice in the overtime, the second resulting in a three-and-out before Flacco led the winning 12-play, 69-yard drive. After a scoreless first quarter, the Chargers took a 10-0 halftime lead on QB Philip Rivers' 21-yard strike to WR Malcom Floyd and a 47-yard Novak FG. The only score in the third period came from a Tucker 43-yard FG to make the deficit 10-3 entering the fourth quarter. Flacco finished with 30 completions on 51 attempts for 355 yards. Rice caught 8 passes for 67 yards, while WR Torrey Smith grabbed 7 for a contest-high 144 yards, including a key 31-yarder on the game's final series. Rice added 97 rushing yards (22 carries). Rivers completed 23 of 36 for 228 yards and was sacked 6 times, twice by DE Arthur Jones, who posted 5 total tackles.

BALTIMORE RAVENS (Head Coach: John Harbaugh)

OFFENSE		DEFENSE	
WR 82	T. Smith	DT 92	H. Ngata
WR 81	A. Boldin	NT 96	M. Kemoeatu
LT 74	M. Oher	OLB 91	C. Upshaw
LG 76	J. Reid	RUSH 55	T. Suggs
C 77	M. Birk	WILL 59	D. Ellerbe
RG 73	M. Yanda	MIKE 53	J. McClain
RT 72	K. Osemele	SAM 50	A. McClellan
TE 84	E. Dickson	LCB 24	C. Graham
QB 5	J. Flacco	SS 31	B. Pollard
FB 44	V. Leach	FS 20	E. Reed
RB 27	R. Rice	RCB 29	C. Williams

SAN DIEGO CHARGERS (Head Coach: Norv Turner)

OFFENSE		DEFENSE	
WR 80	M. Floyd	RE 94	C. Liuget
LT 79	M. Harris	DT 93	C. Thomas
LG 67	R. Hadnot	LE 92	V. Martin
C 61	N. Hardwick	OLB 95	S. Phillips
RG 65	L. Vasquez	ILB 51	T. Spikes
RT 66	J. Clary	ILB 56	D. Butler
TE 85	A. Gates	OLB 96	J. Johnson
TE 89	L. Green	RCB 20	A. Cason
WR 84	D. Alexander	LCB 23	Q. Jammer
QB 17	P. Rivers	SS 26	A. Bigby
RB 24	R. Mathews	FS 32	E. Weddle

GAME SUMMARY

	1	2	3	4	OT	TOTAL	FIELD GOALS (MADE) & MISSED
BALTIMORE	0	0	3	10	3	16	J. Tucker (43, 38, 38)
SAN DIEGO	0	10	0	3	-	13	N. Novak (47, 30)

TEAM	QTR	TIME	PLAY DESCRIPTION (extra point)	DRIVE	SCORE
Chargers	2	9:43	M. Floyd 21 yd. pass from P. Rivers (N. Novak kick)	9-78, 4:02	0-7
Chargers	2	3:04	N. Novak 47 yd. Field Goal	11-53, 4:52	0-10
Ravens	3	12:19	J. Tucker 43 yd. Field Goal	7-59, 2:41	3-10
Chargers	4	7:51	N. Novak 30 yd. Field Goal	13-72, 7:39	3-13
Ravens	4	4:19	D. Pitta 4 yd. pass from J. Flacco (J. Tucker kick)	9-80, 3:32	10-13
Ravens	4	0:00	J. Tucker 38 yd. Field Goal	12-40, 3:09	13-13
Ravens	5	1:07	J. Tucker 38 yd. Field Goal	12-69, 3:49	16-13

OFFICIALS—Referee: Gene Steratore (114), Umpire: Bill Schuster (129), Head Linesman: Wayne Mackie (106), Line Judge: Jeff Seeman (45), Side Judge: Mike Weatherford (116), Field Judge: Bob Waggoner (25), Back Judge: Dino Paganelli (105)

TEAM STATISTICS

	RAVENS	CHARGERS
First Downs	25 (5-19-1)	16 (4-10-2)
Third Downs	12-24 (50%)	3-15 (20%)
Fourth Downs	1-2 (50%)	1-1 (100%)
Total Net Yards	443	280
Plays – Average	91-4.9	65-4.3
Net Yds Rushing	127	91
Rushes – Average	35-3.6	23-4.0
Net Yards Passing	316	189
Att. – Yds Lost – Gross Pass.	5-39-355	6-39-228
Passes Att. – Comp. – INT	51-30-0	36-23-0
Red Zone	1-3 (33%)	0-1 (0%)
Goal-to-Go	1-1 (100%)	0-0 (0%)
Punts – Avg.	8-46.3	9-53.2
Penalties – Yards	6-60	5-37
Fumbles – Lost	1-0	0-0
Time of Possession	39:02	34:51

INDIVIDUAL STATISTICS

RAVENS											CHARGERS										
RUSHING											RUSHING										
	ATT	YDS	AVG	LG	TD		ATT	YDS	AVG	LG	TD										
R. Rice	22	97	4.4	16	0	R. Mathews	19	72	3.8	10	0										
B. Pierce	9	34	3.8	18	0	R. Brown	2	17	8.5	13	0										
J. Flacco	4	-4	-1.0	0	0	J. Battle	2	2	1.0	2	0										
Total	35	127	3.6	18	0	Total	23	91	4.0	13	0										
PASSING											PASSING										
	ATT	CMP	YDS	SK/YD	TD	LG	IN	RT		ATT	CMP	YDS	SK/YD	TD	LG	IN	RT				
J. Flacco	51	30	355	5/39	1	54	0	86.6	P. Rivers	36	23	228	6/39	1	26	0	91.0				
Total	51	30	355	5/39	1	54	0	86.6	Total	36	23	228	6/39	1	26	0	91.0				
RECEIVING											RECEIVING										
	REC	YDS	AVG	LG	TD		REC	YDS	AVG	LG	TD										
R. Rice	8	67	8.4	29	0	D. Alexander	5	74	14.8	26	0										
T. Smith	7	144	20.6	54	0	M. Floyd	4	65	16.3	21	1										
D. Pitta	6	42	7.0	16	1	R. Brown	4	22	5.5	8	0										
J. Jones	5	50	10.0	24	0	R. Mathews	3	16	5.3	9	0										
A. Boldin	2	42	21.0	23	0	S. Ajirofutu	2	17	8.5	12	0										
T. Doss	1	9	9.0	9	0	A. Gates	2	13	6.5	11	0										
V. Leach	1	1	1.0	1	0	R. McMichael	2	11	5.5	6	0										
Total	30	355	11.8	54	1	Total	23	228	9.9	26	1										
INTERCEPTIONS											INTERCEPTIONS										
	NO	YDS	AVG	LG	TD		NO	YDS	AVG	LG	TD										
Total	0	0	0.0	0	0	Total	0	0	0.0	0	0										
SACKS											SACKS										
A. Jones 2-15; D. Ellerbe 1-8; T. Suggs 1-7; P. Kruger 1-5; C. Upshaw 1-4											A. Barnes 2-15; C. Liuget 1-9; S. Phillips 1-5; J. Johnson 0.5-5; T. Spikes 0.5-5										



GAME 12: STEELERS 23, RAVENS 20

Baltimore (9-3) · Pittsburgh (7-5)

Sunday, December 2, 2012 · 4:25 PM ET · M&T Bank Stadium · Baltimore
Weather: 57°, Partly Cloudy, Wind S 9 mph · Attendance: 71,442 · Time: 3:02



For the seventh time in the last eight regular season meetings between the Ravens and Steelers, the game was decided by three points. This time Pittsburgh won, 23-20, at M&T Bank Stadium. The Steelers' win was the first loss at home for the Ravens since Mike Tomlin's team stopped Baltimore, 13-10, on Dec. 5, 2010. The defeat halted a 16-game M&T Bank Stadium (including playoffs) Ravens' winning streak, plus a 12-game, AFC North run without a loss. This battle was tied three times, including at 20-20 when Pittsburgh K Shaun Suisham kicked a 42-yard game-winning field goal as time expired. Suisham gave the Steelers a 3-0, first-quarter lead on a 46-yard FG, but the Ravens rallied with 13-consecutive points. K Justin Tucker connected on back-to-back 45- and 23-yard FGs in the second quarter before QB Joe Flacco threw an on-target, 28-yard touchdown to WR Anquan Boldin. Suisham's 41-yard FG made the score 13-6 at the half. On the opening drive of the third quarter, the Steelers tied the game when RB Jonathan Dwyer scampered 16 yards for a TD. Still in the third period, RB Ray Rice gave the advantage (20-13) back to the home team with a 34-yard TD sprint. With 7:24 left in the game, QB Charlie Batch found TE Heath Miller for a 7-yard TD to tie the contest at 20-20. Batch was impressive throughout the game, completing 25 of 36 passes for 276 yards. Flacco finished with 16 completions on 34 attempts for 188 yards, including 5 for 81 to Boldin and 4 for 40 to FB Vonta Leach. Rice rushed for 78 yards on 12 carries. S Ed Reed produced two take-aways (FR and INT), and CB Corey Graham also stole a Batch pass. Both of Baltimore's TDs came after Steelers' turnovers. OLB James Harrison had a key play late in the game when he sacked Flacco and caused a fumble that was recovered by DE Ziggy Hood. Miller's TD followed that take-away.

PITTSBURGH STEELERS (Head Coach: Mike Tomlin)

OFFENSE		DEFENSE	
WR	17 M. Wallace	DE	96 E. Hood
LT	78 M. Starks	NT	98 C. Hampton
LG	53 M. Pouncey	DE	99 B. Keisel
C	64 D. Legursky	LOLB	93 J. Worilds
RG	73 R. Foster	LILB	50 L. Foote
RT	68 K. Beachum	RILB	94 L. Timmons
TE	83 H. Miller	ROLB	96 J. Harrison
WR	84 A. Brown	LCB	23 K. Lewis
WR	88 E. Sanders	RCB	24 I. Taylor
RB	27 J. Dwyer	SS	43 T. Polamalu
QB	16 C. Batch	FS	25 R. Clark

BALTIMORE RAVENS (Head Coach: John Harbaugh)

OFFENSE		DEFENSE	
WR	82 T. Smith	DT	92 H. Ngata
WR	81 A. Boldin	NT	96 M. Kemoeatu
LT	74 M. Oher	RUSH	55 T. Suggs
LG	76 J. Reid	WILL	51 B. Ayanbadejo
C	77 M. Birk	MIKE	53 J. McClain
RG	73 M. Yanda	SAM	99 P. Kruger
RT	72 K. Osemele	LCB	24 C. Graham
TE	86 B. Bajema	SS	31 B. Pollard
QB	5 J. Flacco	FS	20 E. Reed
FB	44 V. Leach	RCB	29 C. Williams
RB	27 R. Rice	CB	23 C. Brown

GAME SUMMARY

	1	2	3	4	OT	TOTAL	FIELD GOALS (MADE) & MISSED
PITTSBURGH	3	3	7	10	-	23	S. Suisham (46, 41, 42)
BALTIMORE	0	13	7	0	-	20	J. Tucker (45, 23)

TEAM	QTR	TIME	PLAY DESCRIPTION (extra point)	DRIVE	SCORE
Steelers	1	7:12	S. Suisham 46 yd. Field Goal	11-48, 5:30	3-0
Ravens	2	13:52	J. Tucker 45 yd. Field Goal	10-40, 4:30	3-3
Ravens	2	9:34	J. Tucker 23 yd. Field Goal	8-54, 2:29	3-6
Ravens	2	3:16	A. Boldin 28 yd. pass from J. Flacco (J. Tucker kick)	4-69, 2:00	3-13
Steelers	2	0:32	S. Suisham 41 yd. Field Goal	9-37, 2:44	6-13
Steelers	3	11:05	J. Dwyer 16 yd. run (S. Suisham kick)	7-78, 3:55	13-13
Ravens	3	4:50	R. Rice 34 yd. run (J. Tucker kick)	6-63, 2:10	13-20
Steelers	4	7:24	H. Miller 7 yd. pass from C. Batch (S. Suisham kick)	4-27, 2:17	20-20
Steelers	4	0:00	S. Suisham 42 yd. Field Goal	12-61, 6:14	23-20

OFFICIALS – Referee: Al Riveron (57), Umpire: Paul King (121), Head Linesman: Jim Mello (48), Line Judge: Julian Mapp (10), Side Judge: Jimmy DeBell (58), Field Judge: Steve Zimmer (33), Back Judge: Terrence Miles (111)

TEAM STATISTICS

	STEELERS	RAVENS
First Downs	19 (6-12-1)	19 (6-11-2)
Third Downs	5-13 (38%)	3-11 (27%)
Fourth Downs	0-0 (0%)	0-0 (0%)
Total Net Yards	366	288
Plays – Average	65-5.6	58-5.0
Net Yds Rushing	96	111
Rushes – Average	26-3.7	21-5.3
Net Yards Passing	270	177
Att. – Yds Lost – Gross Pass.	2-6-276	3-11-188
Passes Att. – Comp. – INT	37-25-2	34-16-1
Red Zone	2-3 (67%)	0-1 (0%)
Goal-to-Go	1-1 (100%)	0-1 (0%)
Punts – Avg.	4-38.5	5-50.6
Penalties – Yards	4-50	8-70
Fumbles – Lost	2-1	1-1
Time of Possession	34:21	25:39

INDIVIDUAL STATISTICS

STEELERS						RAVENS											
RUSHING	ATT	YDS	AVG	LG	TD	RUSHING	ATT	YDS	AVG	LG	TD						
J. Dwyer	16	49	3.1	16	1	R. Rice	12	78	6.5	34	1						
I. Redman	9	43	4.8	24	0	B. Pierce	8	34	4.3	11	0						
A. Brown	1	4	4.0	4	0	J. Flacco	1	-1	-1.0	-1	0						
Total	26	96	3.7	24	1	Total	21	111	5.3	34	1						
PASSING	ATT	CMP	YDS	SK/YD	TD	LG	IN	RT	PASSING	ATT	CMP	YDS	SK/YD	TD	LG	IN	RT
C. Batch	36	25	276	2/6	1	43	1	89.6	J. Flacco	34	16	188	3/11	1	31	1	61.9
A. Brown	1	0	0	0/0	0	0	1	0.0	Total	34	16	188	3/11	1	31	1	61.9
Total	37	25	276	2/6	1	43	2	76.0									
RECEIVING	REC	YDS	AVG	LG	TD	RECEIVING	REC	YDS	AVG	LG	TD						
H. Miller	5	97	19.4	43	1	A. Boldin	5	81	16.2	31	1						
E. Sanders	5	60	12.0	21	0	V. Leach	4	40	10.0	12	0						
A. Brown	5	58	11.6	34	0	T. Smith	3	33	11.0	13	0						
M. Wallace	5	44	8.8	15	0	D. Pitta	1	19	19.0	19	0						
J. Dwyer	3	8	2.7	10	0	J. Jones	1	5	5.0	5	0						
W. Johnson	2	9	4.5	6	0	R. Rice	1	5	5.0	5	0						
Total	25	276	11.0	43	1	B. Pierce	1	5	5.0	5	0						
INTERCEPTIONS	NO	YDS	AVG	LG	TD	INTERCEPTIONS	NO	YDS	AVG	LG	TD						
R. Clark	1	0	0.0	0	0	E. Reed	1	34	34.0	34	0						
Total	1	0	0.0	0	0	C. Graham	1	0	0.0	0	0						
SACKS	L. Foote 1-5, J. Harrison 1-5, E. Hood 1-1						SACKS	A. Jones 1-3, P. Kruger 1-3									



GAME 13: REDSKINS 31, RAVENS 28 (OT)

Baltimore (9-4) · Washington (7-6)

Sunday, December 9, 2012 · 1:03 PM ET · FedExField · Landover, MD
Weather: 51°, Cloudy, Wind NE 7 mph · Attendance: 81,178 · Time: 3:19



For the second week in a row, the Ravens lost on the last play of the game. This time, it was in overtime when the host Redskins produced a furious rally to tie the contest, 28-28, in regulation and then won in the extra period on K Kai Forbath's 34-yard field goal. Baltimore took an 8-point lead (28-20) with 4:47 left in regulation on RB Ray Rice's 7-yard TD run. Washington then produced an impressive 13-play, 85-yard drive that finished with backup QB Kirk Cousins hitting WR Pierre Garcon with an 11-yard TD strike. Cousins then scored on a QB draw for the 2-point conversion to tie the game at 28. Twice in that series the Ravens sent Redskins starting QB Robert Griffin III to the sideline with injuries, setting up Cousins' heroics. The Ravens took a 21-14 halftime lead on 3 QB Joe Flacco TD throws: 2 to WR Anquan Boldin (19 and 31 yards) and the other to TE Dennis Pitta (14 yards). The Redskins scored on a 4-yard Griffin-to-WR Joshua Morgan throw and a 1-yard RB Alfred Morris run. The Redskins came within 1 (21-20) in the third quarter on a pair of Forbath FGs (48 and 49 yards). In the overtime, Baltimore won the toss, but punted after not making a first down. CB Richard Crawford then returned the kick 64 yards to set up the winning FG. Flacco completed 16 of 21 passes for 182 yards and a 121.4 QB rating. His 2 third-quarter turnovers (INT and a fumble) set up 2 Redskins FGs. Rice ran 20 times for 121 yards and caught 3 passes for 15 more. Morris rushed for 122 yards for the 'Skins, while Griffin III was 15-of-26 for 246 yards and a 102.4 rating. Boldin (10,072) passed the 10,000-yard career receiving milestone during his team-leading 78-yard performance (3 catches). OLB Paul Kruger has tallied at least 1 sack in five-straight games, tying former Ravens' OLB Adalius Thomas (who did it twice, 2005 and 2006) for a team record.

BALTIMORE RAVENS (Head Coach: John Harbaugh)

OFFENSE

WR	82	T. Smith
WR	81	A. Boldin
LT	74	M. Oher
LG	76	J. Reid
C	77	M. Birk
RG	73	M. Yanda
RT	72	K. Osemele
TE	88	D. Pitta
QB	5	J. Flacco
FB	44	V. Leach
RB	27	R. Rice

DEFENSE

DT	92	H. Ngata
NT	62	T. Cody
OLB	99	P. Kruger
RUSH	91	C. Upshaw
WILL	51	B. Ayanbadejo
MIKE	53	J. McClain
SAM	50	A. McClellan
LCB	24	C. Graham
SS	31	B. Pollard
FS	20	E. Reed
RCB	29	C. Williams

WASHINGTON REDSKINS (Head Coach: Mike Shanahan)

OFFENSE

LT	71	T. Williams
LG	78	K. Lichtensteiger
C	63	W. Montgomery
RG	66	C. Chester
RT	74	T. Polumbus
TE	82	L. Paulsen
WR	88	P. Garcon
QB	10	R. Griffin
FB	36	D. Young
WR	15	J. Morgan
RB	46	A. Morris

DEFENSE

LDE	99	J. Jenkins
NT	96	B. Cofield
RDE	72	S. Bowen
LOLB	91	R. Kerrigan
MLB	59	L. Fletcher
JLB	56	P. Riley
ROLB	50	R. Jackson
LCB	23	D. Hall
RCB	26	J. Wilson
FS	41	Mad. Williams
SS	37	R. Doughty

GAME SUMMARY

	1	2	3	4	OT	TOTAL	FIELD GOALS (MADE) & MISSED
BALTIMORE	7	14	0	7	0	28	None
WASHINGTON	14	0	6	8	3	31	K. Forbath (48, 49, 34)

TEAM	QTR	TIME	PLAY DESCRIPTION (extra point)	DRIVE	SCORE
Redskins	1	9:38	J. Morgan 4 yd. pass from R. Griffin (K. Forbath kick)	10-80, 5:22	0-7
Ravens	1	7:05	A. Boldin 19 yd. pass from J. Flacco (J. Tucker kick)	5-81, 2:33	7-7
Redskins	1	2:55	A. Morris 1 yd. run (K. Forbath kick)	8-83, 4:10	7-14
Ravens	2	10:16	A. Boldin 31 yd. pass from J. Flacco (J. Tucker kick)	9-77, 4:29	14-14
Ravens	2	8:39	D. Pitta 14 yd. pass from J. Flacco (J. Tucker kick)	3-14, 0:51	21-14
Redskins	3	10:27	K. Forbath 48 yd. Field Goal	6-16, 2:25	21-17
Redskins	3	1:21	K. Forbath 49 yd. Field Goal	8-54, 4:14	21-20
Ravens	4	4:47	R. Rice 7 yd. run (J. Tucker kick)	8-62, 4:00	28-20
Redskins	4	0:29	P. Garcon 11 yd. pass from K. Cousins (K. Cousins run)	13-85, 4:18	28-28
Redskins	5	11:37	K. Forbath 34 yd. Field Goal	3-8, 1:46	28-31

OFFICIALS – Referee: John Parry (132), Umpire: Dan Ferrell (64), Head Linesman: Derick Bowers (74), Line Judge: Rusty Baynes (59), Side Judge: Ronald Torbert (62), Field Judge: Scott Edwards (3), Back Judge: Perry Paganelli (46)

TEAM STATISTICS

	RAVENS	REDSKINS
First Downs	18 (9-7-2)	22 (7-13-2)
Third Downs	6-12 (50%)	4-11 (36%)
Fourth Downs	0-0 (0%)	0-0 (0%)
Total Net Yards	359	423
Plays – Average	58-6.2	66-6.4
Net Yds Rushing	186	179
Rushes – Average	35-5.3	35-5.1
Net Yards Passing	173	244
Att. – Yds Lost – Gross Pass.	2-9-182	3-24-268
Passes Att. – Comp. – INT	21-16-1	28-17-0
Red Zone	3-4 (75%)	3-4 (75%)
Goal-to-Go	1-1 (100%)	2-2 (100%)
Punts – Avg.	5-50.2	5-48.0
Penalties – Yards	8-56	8-70
Fumbles – Lost	2-1	3-1
Time of Possession	29:22	34:01

INDIVIDUAL STATISTICS

RAVENS						REDSKINS											
RUSHING	ATT	YDS	AVG	LG	TD	RUSHING	ATT	YDS	AVG	LG	TD						
R. Rice	20	121	6.1	46	1	A. Morris	23	129	5.6	29	1						
B. Pierce	8	53	6.6	21	0	R. Griffin	7	34	4.9	13	0						
J. Flacco	5	9	1.8	5	0	E. Royster	3	11	3.7	5	0						
V. Leach	2	3	1.5	2	0	L. Hankerson	1	3	3.0	3	0						
						P. Garcon	1	2	2.0	2	0						
Total	35	186	5.3	46	1	Total	35	179	5.1	29	1						
PASSING	ATT	CMP	YDS	SK/YD	TD	LG	IN	RT	PASSING	ATT	CMP	YDS	SK/YD	TD	LG	IN	RT
J. Flacco	21	16	182	2/9	3	31	1	121.4	R. Griffin	26	15	242	3/24	1	31	0	102.4
									K. Cousins	2	2	26	0/0	1	15	0	158.3
Total	21	16	182	2/9	3	31	1	121.4	Total	28	17	268	3/24	2	31	0	117.0
RECEIVING	REC	YDS	AVG	LG	TD	RECEIVING	REC	YDS	AVG	LG	TD						
D. Pitta	5	46	9.2	14	1	P. Garcon	5	83	16.6	23	1						
A. Boldin	3	78	26.0	31	2	L. Hankerson	4	67	16.8	29	0						
R. Rice	3	15	5.0	9	0	S. Moss	3	52	17.3	31	0						
B. Pierce	2	11	5.5	11	0	J. Morgan	3	30	10.0	21	1						
V. Leach	2	11	5.5	8	0	D. Young	1	28	28.0	28	0						
T. Smith	1	21	21.0	21	0	L. Paulsen	1	8	8.0	8	0						
Total	16	182	11.4	31	3	Total	17	268	15.6	31	2						
INTERCEPTIONS	NO	YDS	AVG	LG	TD	INTERCEPTIONS	NO	YDS	AVG	LG	TD						
						L. Fletcher	1	2	2.0	2	0						
Total	0	0	0.0	0	0	Total	1	2	2.0	2	0						
SACKS	SACKS																
	P. Kruger 1.5-12.5; A. Jones 1.5-11.5																
	J. Pugh 1-9; R. Jackson 1-0																



GAME 14: BRONCOS 34, RAVENS 17

Baltimore (9-5) • Denver (11-3)

Sunday, December 16, 2012 • 1:02 PM ET • M&T Bank Stadium • Baltimore

Weather: 53°, Cloudy, Wind SSE 7 mph • Attendance: 71,317 • Time: 3:05



Two of the AFC's best squared off with the Broncos cruising to a 34-17 victory over the Ravens. It was the Broncos' ninth-consecutive win, while the Ravens lost a third straight for just the third time in the five-year John Harbaugh era. Denver led from start to finish with the biggest blow coming at the end of the first half. Trailing 10-0, Baltimore drove to the Broncos' 4-yard line with 30 seconds and three timeouts left near the end of the second quarter. CB Chris Harris, in a momentum-turning play, grabbed a QB Joe Flacco pass intended for WR Anquan Boldin and raced 98 yards to the end zone with the INT to give the Broncos a 17-0 halftime lead. The Ravens played with a depleted defense, missing four of their top five tacklers (S Bernard Pollard, LB Jameel McClain, LB Dannell Ellerbe and LB Ray Lewis). Offensive first-teamers, Pro Bowl G Marshal Yanda and TE Ed Dickson, also were sidelined. The Broncos took a 3-0 first-quarter lead on K Matt Prater's 27-yard field goal. RB Jacob Hester's 1-yard TD run gave the Broncos a 10-0 second-quarter lead. The Ravens opened the second half with a K Justin Tucker 45-yard FG before QB Peyton Manning hit WR Eric Decker with a 51-yard TD throw that gave Denver a 24-3 advantage. Two minutes later, following a Baltimore three-and-out, RB Knowshon Moreno made it 31-3 with a 6-yard TD sprint. TE Dennis Pitta, who enjoyed a career-best day with 7 catches for 125 yards, made the score respectable with 2 TD catches. The first was for 31 yards, while the second was a spectacular 61-yard catch and run that saw Pitta break three tackles. Decker caught 8 of those for 133 yards. Moreno rushed for 118 yards on 22 carries. Denver held the ball 38:34 of the contest, limiting Baltimore to just 21:26. The Broncos' defense limited the Ravens' offense, playing its first game under new coordinator Jim Caldwell, to 1-of-12 on third down.

DENVER BRONCOS (Head Coach: John Fox)

OFFENSE

WR	88	D. Thomas
LT	78	R. Clady
LG	68	Z. Beadles
C	67	D. Koppen
RG	65	M. Ramirez
RT	74	O. Franklin
TE	81	J. Dreesen
WR	87	E. Decker
WR	14	B. Stokley
QB	18	P. Manning
RB	27	K. Moreno

DEFENSE

LDE	95	D. Wolfe
DT	99	K. Vickerson
NT	97	J. Bannan
RDE	92	E. Dumervil
SLB	58	V. Miller
MLB	57	K. Brooking
WLB	52	W. Woodyard
LCB	24	C. Bailey
RCB	25	C. Harris
SS	20	M. Adams
FS	26	R. Moore

BALTIMORE RAVENS (Head Coach: John Harbaugh)

OFFENSE

WR	82	T. Smith
WR	81	A. Boldin
LT	74	M. Oher
LG	76	J. Reid
C	77	M. Birk
RG	63	B. Williams
RT	72	K. Osemele
TE	88	D. Pitta
QB	5	J. Flacco
FB	44	V. Leach
RB	27	R. Rice

DEFENSE

DT	92	H. Ngata
NT	62	T. Cody
RUSH	55	T. Suggs
WILL	51	B. Ayanbadejo
MIKE	56	J. Bynes
SAM	50	A. McClellan
LCB	24	C. Graham
SS	32	J. Ihedigbo
FS	20	E. Reed
RCB	29	C. Williams
CB	39	C. Johnson

GAME SUMMARY

	1	2	3	4	OT	TOTAL	FIELD GOALS (MADE) & MISSED
DENVER	3	14	14	3	-	34	M. Prater (27, 36) 45 WL
BALTIMORE	0	0	3	14	-	17	J. Tucker (45)

TEAM	QTR	TIME	PLAY DESCRIPTION (extra point)	DRIVE	SCORE
Broncos	1	7:13	M. Prater 27 yd. Field Goal	11-44, 4:56	3-0
Broncos	2	11:51	J. Hester 1 yd. run (M. Prater kick)	11-78, 4:12	10-0
Broncos	2	0:15	C. Harris 98 yd. interception return (M. Prater kick)		17-0
Ravens	3	12:18	J. Tucker 45 yd. Field Goal	8-29, 2:42	17-3
Broncos	3	9:53	E. Decker 51 yd. pass from P. Manning (M. Prater kick)	5-83, 2:25	24-3
Broncos	3	7:40	K. Moreno 6 yd. run (M. Prater kick)	4-39, 1:16	31-3
Ravens	4	14:31	D. Pitta 31 yd. pass from J. Flacco (J. Tucker kick)	4-36, 1:17	31-10
Broncos	4	4:32	M. Prater 36 yd. Field Goal	15-62, 9:59	34-10
Ravens	4	4:08	D. Pitta 61 yd. pass from J. Flacco (J. Tucker kick)	1-61, 0:24	34-17

OFFICIALS – Referee: Pete Morelli (135), Umpire: Darrell Jenkins (76), Head Linesman: Dana McKenzie (8), Line Judge: John Hussey (35), Side Judge: Don Carlsen (39), Field Judge: Jon Lucivansky (89), Back Judge: Rob Vernatchi (75)

TEAM STATISTICS

	BRONCOS	RAVENS
First Downs	21 (12-8-1)	12 (2-8-2)
Third Downs	5-16 (31%)	1-12 (8%)
Fourth Downs	0-0 (0%)	0-2 (0%)
Total Net Yards	350	278
Plays – Average	75-4.7	62-4.5
Net Yds Rushing	163	56
Rushes – Average	45-3.6	19-2.9
Net Yards Passing	187	222
Att. – Yds Lost – Gross Pass.	2-17-204	3-32-254
Passes Att. – Comp. – INT	28-17-0	40-20-1
Red Zone	2-4 (50%)	1-2 (50%)
Goal-to-Go	2-2 (100%)	0-1 (0%)
Punts – Avg.	8-43.0	7-50.4
Penalties – Yards	7-51	6-61
Fumbles – Lost	1-0	3-1
Time of Possession	38:34	21:26

INDIVIDUAL STATISTICS

BRONCOS							RAVENS											
RUSHING	ATT	YDS	AVG	LG	TD		RUSHING	ATT	YDS	AVG	LG	TD						
K. Moreno	21	115	5.5	20	1		R. Rice	12	38	3.2	11	0						
R. Hillman	15	32	2.1	8	0		B. Pierce	5	20	4.0	14	0						
J. Hester	7	20	2.9	7	1		J. Flacco	2	-2	-1.0	-1	0						
B. Osweiler	2	-4	-2.0	-2	0													
Total	45	163	3.6	20	2		Total	19	56	2.9	14	0						
PASSING	ATT	CMP	YDS	SK/YD	TD	LG	IN	RT		PASSING	ATT	CMP	YDS	SK/YD	TD	LG	IN	RT
P. Manning	28	17	204	2/17	1	51	0	94.9		J. Flacco	40	20	254	3/32	2	61	1	76.5
Total	28	17	204	2/17	1	51	0	94.9		Total	40	20	254	3/32	2	61	1	76.5
RECEIVING	REC	YDS	AVG	LG	TD					RECEIVING	REC	YDS	AVG	LG	TD			
E. Decker	8	133	16.6	51	1					D. Pitta	7	125	17.9	61	2			
D. Thomas	4	13	3.3	5	0					J. Jones	3	51	17.0	43	0			
J. Dreesen	2	36	18.0	28	0					R. Rice	3	3	1.0	5	0			
K. Moreno	2	8	4.0	6	0					T. Doss	2	28	14.0	15	0			
B. Stokley	1	14	14.0	14	0					D. Reed	2	22	11.0	12	0			
Total	17	204	12.0	51	1					V. Leach	2	11	5.5	8	0			
										T. Smith	1	14	14.0	14	0			
Total	20	254	12.7	61	2					Total	20	254	12.7	61	2			
INTERCEPTIONS	NO	YDS	AVG	LG	TD					INTERCEPTIONS	NO	YDS	AVG	LG	TD			
C. Harris	1	98	98.0	98	1													
Total	1	98	98.0	98	1					Total	0	0	0	0	0			
SACKS										SACKS								
E. Dumervil	1-14;	D. Wolfe	1-12;	R. Ayers	1-6					A. McClellan	1-11;	P. McPhee	1-6					



GAME 15: RAVENS 33, GIANTS 14

Baltimore (10-5) · Giants (8-7)

Sunday, December 23, 2012 · 4:25 PM ET · M&T Bank Stadium · Baltimore

Weather: 51°, Clear, Wind SW 7 mph · Attendance: 71,470 · Time: 3:04



The Ravens clinched a second-consecutive AFC North title when they defeated the defending Super Bowl champion Giants, 33-14, at M&T Bank Stadium. Baltimore dominated from beginning to end, producing its most yards of the season (533) while limiting New York to 186. The Ravens owned the time-of-possession battle (39:21 to 20:39) and third-down conversions, making 11 of 18 on offense and holding the Giants to 2-of-10. Behind a sharp QB Joe Flacco, the Ravens jumped to a 14-0, first-quarter lead on their initial two possessions. Flacco hit WR Torrey Smith with a 6-yard touchdown throw for a 7-0 lead, and then Flacco ran for a 1-yard TD to make it 14-0. By halftime, the Ravens increased the lead to 24-7. Flacco added a 27-yard TD bullet to RB Ray Rice, and K Justin Tucker made a 23-yard field goal. New York's lone first-half score came on a RB David Wilson 14-yard TD scamper near the end of the first quarter. The onslaught continued in the second half, with the Ravens increasing the lead to 33-7 on 3 Tucker FGs (21, 30 and 29 yards). New York added a late fourth-quarter TD when QB Eli Manning hit WR Domenik Hixon with a 14-yard TD strike. Flacco completed 25 of 36 passes for 309 yards (114.2 QB rating). Baltimore rushed for 224 yards, another season high. New York was limited to 67 rushing yards. The Ravens have won their 10th-consecutive regular season home finale (dating back to 2003), the NFL's longest such active streak. Under Harbaugh (since 2008), the Ravens improved to 10-0 at home against the NFC, while dating back to 2006, the Ravens have won 13-consecutive home games against the NFC.

NEW YORK GIANTS (Head Coach: Tom Coughlin)

OFFENSE		DEFENSE	
WR 80	V. Cruz	LE 72	O. Umenyiora
LT 65	W. Beatty	DT 97	L. Joseph
LG 77	K. Boothe	DT 99	C. Canty
C 64	D. Baas	RE 90	J. Pierre-Paul
RG 76	C. Snee	SLB 57	J. Williams
RT 66	D. Diehl	MLB 93	C. Blackburn
TE 85	M. Bennett	WLB 52	S. Paysinger
WR 88	H. Nicks	LB 58	M. Herzlich
QB 10	E. Manning	LCB 23	C. Webster
FB 45	H. Hynoski	RCB 28	J. Hosley
RB 44	A. Bradshaw	FS 26	A. Rolle

BALTIMORE RAVENS (Head Coach: John Harbaugh)

OFFENSE		DEFENSE	
WR 82	T. Smith	DT 92	H. Ngata
WR 81	A. Boldin	NT 96	M. Kemoeatu
LT 74	M. Oher	DE 97	A. Jones
LG 76	J. Reid	RUSH 55	T. Suggs
C 77	M. Birk	WILL 59	D. Ellerbe
RG 73	M. Yanda	MIKE 56	J. Bynes
RT 72	K. Osemele	SAM 91	C. Upshaw
TE 84	E. Dickson	LCB 24	C. Graham
QB 5	J. Flacco	SS 32	J. Ihedigbo
FB 44	V. Leach	FS 20	E. Reed
RB 27	R. Rice	RCB 29	C. Williams

GAME SUMMARY

	1	2	3	4	OT	TOTAL	FIELD GOALS (MADE) & MISSED
NEW YORK	7	0	0	7	-	14	None
BALTIMORE	14	10	3	6	-	33	J. Tucker (23, 21, 30, 29)

TEAM	QTR	TIME	PLAY DESCRIPTION (extra point)	DRIVE	SCORE
Ravens	1	7:38	T. Smith 6 yd. pass from J. Flacco (J. Tucker kick)	14-73, 5:25	0-7
Ravens	1	4:24	J. Flacco 1 yd. run (J. Tucker kick)	4-47, 2:10	0-14
Giants	1	1:30	D. Wilson 14 yd. run (L. Tynes kick)	5-77, 2:54	7-14
Ravens	2	6:05	J. Tucker 23 yd. field goal	12-83, 6:05	7-17
Ravens	2	1:04	R. Rice 27 yd. pass from J. Flacco (J. Tucker kick)	7-76, 2:11	7-24
Ravens	3	5:18	J. Tucker 21 yd. field goal	16-82, 7:57	7-27
Ravens	4	11:08	J. Tucker 30 yd. field goal	13-62, 6:57	7-30
Ravens	4	7:25	J. Tucker 29 yd. field goal	6-70, 2:56	7-33
Giants	4	3:18	D. Hixon 13 yd. pass from E. Manning (L. Tynes kick)	11-80, 4:07	14-33

OFFICIALS – Referee: Carl Cheffers (51), Umpire: Undrey Wash (96), Head Linesman: Kent Payne (79), Line Judge: Tom Symonette (100), Side Judge: Laird Hayes (125), Field Judge: Jimmy Buchanan (86), Back Judge: Todd Prokup (30)

TEAM STATISTICS

	GIANTS	RAVENS
First Downs	11 (3-7-1)	25 (6-17-2)
Third Downs	2-10 (20%)	11-18 (61%)
Fourth Downs	0-0 (0%)	0-0 (0%)
Total Net Yards	186	533
Plays – Average	45-4.1	81-6.6
Net Yds Rushing	67	224
Rushes – Average	14-4.8	45-5.0
Net Yards Passing	119	309
Att. – Yds Lost – Gross Pass.	3-31-150	0-0-309
Passes Att. – Comp. – INT	28-14-0	36-25-0
Red Zone	2-2 (100%)	2-6 (33%)
Goal-to-Go	0-0 (0%)	2-5 (40%)
Punts – Avg.	8-52.0	2-58.5
Penalties – Yards	6-52	9-92
Fumbles – Lost	0-0	0-0
Time of Possession	20:39	39:21

INDIVIDUAL STATISTICS

GIANTS											RAVENS																
RUSHING						ATT	YDS	AVG	LG	TD	RUSHING						ATT	YDS	AVG	LG	TD						
A. Bradshaw						9	39	4.3	11	0	B. Pierce						14	123	8.8	78	0						
D. Wilson						3	17	5.7	14	1	R. Rice						24	107	4.5	19	0						
E. Manning						1	8	8.0	8	0	A. Allen						1	7	7.0	7	0						
H. Hynoski						1	3	3.0	3	0	T. Taylor						3	-3	-1.0	-1	0						
J. Flacco						3	-10	-3.3	1	1	J. Flacco						3	-10	-3.3	1	1						
Total						14	67	4.8	14	1	Total						45	224	5.0	78	1						
PASSING						ATT	CMP	YDS	SK/YD	TD	LG	IN	RT	PASSING						ATT	CMP	YDS	SK/YD	TD	LG	IN	RT
E. Manning						28	14	150	3/31	1	43	0	78.0	J. Flacco						36	25	309	0/0	2	43	0	114.2
Total						28	14	150	3/31	1	43	0	78.0	Total						36	25	309	0/0	2	43	0	114.2
RECEIVING						REC	YDS	AVG	LG	TD	RECEIVING						REC	YDS	AVG	LG	TD						
M. Bennett						4	27	6.8	11	0	A. Boldin						7	93	13.3	39	0						
D. Hixon						3	36	12.0	14	1	R. Rice						6	51	8.5	27	1						
V. Cruz						3	21	7.0	11	0	T. Smith						5	88	17.6	43	1						
R. Randle						1	43	43.0	43	0	D. Pitta						4	56	14.0	36	0						
H. Hynoski						1	8	8.0	8	0	E. Dickson						1	9	9.0	9	0						
A. Bradshaw						1	8	8.0	8	0	J. Jones						1	7	7.0	7	0						
J. Jernigan						1	7	7.0	7	0	A. Allen						1	5	5.0	5	0						
Total						14	150	10.7	43	1	Total						25	309	12.4	43	2						
INTERCEPTIONS						NO	YDS	AVG	LG	TD	INTERCEPTIONS						NO	YDS	AVG	LG	TD						
Total						0	0	0.0	0	0	Total						0	0	0.0	0	0						
SACKS						None						SACKS						H. Ngata 1-15, O. Brown 1-9, B. Ayanbadejo 1-7									



GAME 16: BENGALS 23, RAVENS 17

Baltimore (10-6) • Cincinnati (10-6)

Sunday, December 30, 2012 • 1:03 PM ET • Paul Brown Stadium • Cincinnati
Weather: 26°, Partly Cloudy, Wind SW 8 mph • Attendance: 61,565 • Time: 3:13



Playing without six starters, including five Pro Bowl-type players (WR Anquan Boldin, DT Haloti Ngata, ILB Ray Lewis, OLB Terrell Suggs and G Marshal Yanda), the Ravens dropped the regular season finale, 23-17, at Cincinnati. Having little to gain in the various AFC playoff scenarios, the Ravens not only rested some starters dealing with injuries, but pulled many other starters after the game's first couple of series. Despite liberal use of young players, the Ravens out-gained the Bengals 352 to 189 yards. The game-deciding play happened with 6:06 remaining in the fourth quarter when Bengals DE Carlos Dunlap stole a QB Tyrod Taylor pass and raced 14 yards into the end zone to give Cincy a 23-14 advantage. The Ravens took a 7-0, first-quarter lead on RB Anthony Allen's 2-yard touchdown run. The Bengals made it 7-7 at the half after QB Andy Dalton's 14-yard TD throw to WR Marvin Jones with 39 seconds left in the second quarter. A pair of K Josh Brown field goals (47 and 32 yards) gave the Bengals a 13-7 lead after three quarters. Taylor's 1-yard TD scamper gave Baltimore a 14-13 lead early in the fourth quarter. Brown's 38-yard FG gave the lead back to Cincinnati (16-14). K Justin Tucker added a 49-yard FG for the Ravens with 1:21 left in the contest. Taylor completed 15 of 25 for 149 yards, while Dalton, who played in the first half, was 10-of-15 for 78 yards. Ravens rookie RB Bernard Pierce led all rushers with 89 yards on 22 carries, Allen added 41 yards on 10 runs. TE Ed Dickson's 6 catches for 64 yards were also a game best.

BALTIMORE RAVENS (Head Coach: John Harbaugh)

OFFENSE		DEFENSE	
WR 82	T. Smith	DT 97	A. Jones
WR 12	J. Jones	NT 96	M. Kemoeatu
LT 74	M. Oher	DE 93	D. Tyson
LG 76	J. Reid	RUSH 99	P. Kruger
C 77	M. Birk	WILL 59	D. Ellerbe
RG 63	B. Williams	MIKE 56	J. Bynes
RT 72	K. Osemele	SAM 91	C. Upshaw
TE 84	E. Dickson	LCB 24	C. Graham
QB 5	J. Flacco	SS 32	J. Ihedigbo
FB 44	V. Leach	FS 20	E. Reed
RB 27	R. Rice	RCB 29	C. Williams

CINCINNATI BENGALS (Head Coach: Marvin Lewis)

OFFENSE		DEFENSE	
WR 82	M. Jones	LDE 91	R. Geathers
LT 77	A. Whitworth	NT 94	D. Peko
LG 65	C. Boling	DT 97	G. Atkins
C 64	K. Cook	RDE 93	M. Johnson
RG 68	K. Zeitler	SLB 99	M. Lawson
RT 71	A. Smith	MLB 58	R. Mauluga
TE 84	J. Gresham	WLB 55	V. Burfict
WR 18	A. Green	LCB 22	N. Clements
QB 14	A. Dalton	RCB 29	L. Hall
HB 30	C. Peerman	SS 33	C. Crocker
TE 80	O. Charles	FS 20	R. Nelson

GAME SUMMARY

	1	2	3	4	OT	TOTAL	FIELD GOALS (MADE) & MISSED
BALTIMORE	7	0	0	10	-	17	J. Tucker 45 WL (49)
CINCINNATI	0	7	6	10	-	23	J. Brown (47, 32, 38)

TEAM	QTR	TIME	PLAY DESCRIPTION (extra point)	DRIVE	SCORE
Ravens	1	0:17	A. Allen 2 yd. run (J. Tucker kick)	7-80, 3:35	7-0
Bengals	2	0:39	M. Jones 11 yd. pass from A. Dalton (J. Brown kick)	5-42, 1:28	7-7
Bengals	3	6:15	J. Brown 47 yd. Field Goal	4-23, 1:35	7-10
Bengals	3	2:24	J. Brown 32 yd. Field Goal	6-26, 2:12	7-13
Ravens	4	12:50	T. Taylor 1 yd. run (J. Tucker kick)	11-81, 4:34	14-13
Bengals	4	7:16	J. Brown 38 yd. Field Goal	5-45, 1:38	14-16
Bengals	4	6:06	C. Dunlap 14 yd. interception return (J. Brown kick)		14-23
Ravens	4	1:21	J. Tucker 49 yd. Field Goal	14-46, 4:45	17-23

OFFICIALS – Referee: Ron Winter (14), Umpire: Carl Paganelli (124), Head Linesman: Jim Howey (37), Line Judge: Gary Arthur (108), Side Judge: Tom Hill (97), Field Judge: Scott Steenson (88), Back Judge: Gregory Steed (83)

TEAM STATISTICS

	RAVENS	BENGALS
First Downs	23 (12-8-3)	9 (2-5-2)
Third Downs	5-18 (28%)	3-13 (23%)
Fourth Downs	2-2 (100%)	0-0 (0%)
Total Net Yards	352	189
Plays – Average	83-4.2	49-3.9
Net Yds Rushing	206	47
Rushes – Average	46-4.5	21-2.2
Net Yards Passing	146	142
Att. – Yds Lost – Gross Pass.	4-37-183	2-1-143
Passes Att. – Comp. – INT	33-19-1	26-15-0
Red Zone	2-2 (100%)	1-2 (50%)
Goal-to-Go	2-2 (100%)	0-0 (0%)
Punts – Avg.	7-36.6	7-47.1
Penalties – Yards	10-102	4-40
Fumbles – Lost	0-0	1-0
Time of Possession	35:39	24:21

INDIVIDUAL STATISTICS

RAVENS											BENGALS																
RUSHING						ATT	YDS	AVG	LG	TD	RUSHING						ATT	YDS	AVG	LG	TD						
B. Pierce						22	89	4.0	14	0	B. Leonard						10	34	3.4	9	0						
T. Taylor						9	65	7.2	28	1	C. Peerman						5	14	2.8	7	0						
A. Allen						10	41	4.1	20	1	A. Dalton						2	4	2.0	3	0						
S. Koch						1	10	10.0	10	0	B. Gradkowski						3	-2	-0.7	0	0						
R. Rice						3	5	1.7	3	0	D. Herron						1	-3	-3.0	-3	0						
T. Smith						1	-4	-4.0	-4	0	Total						21	47	2.2	9	0						
PASSING						ATT	CMP	YDS	SK/YD	TD	LG	IN	RT	PASSING						ATT	CMP	YDS	SK/YD	TD	LG	IN	RT
T. Taylor						25	15	149	3/30	0	23	1	60.2	A. Dalton						15	10	78	2/1	1	17	0	101.5
J. Flacco						8	4	34	1/7	0	24	0	61.5	B. Gradkowski						11	5	65	0/0	0	44	0	64.6
Total						33	19	183	4/37	0	24	1	60.5	Total						26	15	143	2/1	1	44	0	85.9
RECEIVING						REC	YDS	AVG	LG	TD	RECEIVING						REC	YDS	AVG	LG	TD						
E. Dickson						6	64	10.7	15	0	M. Jones						5	45	9.0	14	1						
D. Thompson						4	26	6.5	11	0	B. Tate						3	53	17.7	44	0						
D. Reed						3	44	14.7	23	0	A. Hawkins						3	18	6.0	8	0						
J. Jones						3	36	12.0	24	0	A. Green						2	26	13.0	17	0						
A. Allen						1	7	7.0	7	0	B. Leonard						2	1	0.5	3	0						
B. Pierce						1	4	4.0	4	0	Total						15	143	9.5	44	1						
V. Leach						1	2	2.0	2	0	INTERCEPTIONS						NO	YDS	AVG	LG	TD						
Total						19	183	9.6	24	0	Total						1	14	14.0	14	1						
INTERCEPTIONS						NO	YDS	AVG	LG	TD	INTERCEPTIONS						NO	YDS	AVG	LG	TD						
Total						0	0	0	0	0	Total						1	14	14.0	14	1						
SACKS						SACKS						SACKS						SACKS									
M. Kemoeatu 1-1; P. Kruger 1-0						M. Johnson 2-14; C. Dunlap 1-13; W. Gilberry 1-10																					



WILD CARD: RAVENS 24, COLTS 9

Baltimore (11-6) • Colts (11-6)

Sunday, January 6, 2013 • 1:07 PM ET • M&T Bank Stadium • Baltimore
Weather: 49°, Partly Cloudy, Wind WSW 8 mph • Attendance: 71,379 • Time: 3:10



Before a sellout M&T Bank Stadium crowd that celebrated and saluted LB Ray Lewis in his final home game, the Ravens held the Colts without a touchdown, winning 24-9. Lewis, in his 17th and final season after being a first-round pick of the Ravens in 1996, finished with 13 tackles and a pass defended in his first game since tearing his triceps on Oct. 14. After a scoreless first quarter, Baltimore scored first on a 23-yard K Justin Tucker field goal. The Colts' Adam Vinatieri matched that with a 47-yarder before Ravens FB Vonta Leach made it 10-3 on a 2-yard touchdown power play. Vinatieri's 52-yarder with 50 seconds left in the second quarter made the score 10-6 at the half. QB Joe Flacco, who averaged 23.5 yards per completion in the game, hit TE Dennis Pitta with a 20-yard TD to extend the Ravens' lead to 17-6. Vinatieri's 26-yard FG at the end of the third quarter made it 17-9. The Ravens put the game away when Flacco hit WR Anquan Boldin with an 18-yard TD throw to create the final margin of 24-9. Boldin set a Ravens' playoff record with 145 receiving yards (5 catches). Rookie RB Bernard Pierce, whose 43-yard run set up Baltimore's final TD, rushed for 103 yards on 13 carries (7.9 avg.) RB Ray Rice added 70 yards on 15 carries, helping the Ravens to 172 rushing yards. Rice also had a 47-yard catch and run to set up the game's first TD. Colts rookie QB Andrew Luck threw 54 times, completing 28 for 288 yards with an interception, but could not lead his team to the end zone. WR Reggie Wayne caught 9 for 114, and WR T.Y. Hilton grabbed 8 for 66 more. The Colts did dominate time of possession, holding the ball 37:32 of the game.

INDIANAPOLIS COLTS (Head Coach: Chuck Pagano)

OFFENSE

WR	87	R. Wayne
LT	74	A. Castonzo
LG	72	J. Linkenbach
C	64	S. Satele
RG	75	M. McGlynn
RT	69	W. Justice
TE	80	C. Fleener
WR	11	D. Avery
QB	12	A. Luck
F	83	D. Allen
RB	33	V. Ballard

DEFENSE

DE	90	C. Redding
NT	99	A. Johnson
DT	67	L. Guy
SLB	98	R. Mathis
MIKE	51	P. Angerer
WILL	50	J. Freeman
RUSH	93	D. Freeney
LCB	32	C. Vaughn
SS	35	J. Lefeged
FS	41	A. Bethea
RCB	23	V. Davis

BALTIMORE RAVENS (Head Coach: John Harbaugh)

OFFENSE

WR	82	T. Smith
WR	81	A. Boldin
LT	78	B. McKinnie
LG	72	K. Osemele
C	77	M. Birk
RG	73	M. Yanda
RT	74	M. Oher
TE	84	E. Dickson
TE	88	D. Pitta
QB	5	J. Flacco
RB	27	R. Rice

DEFENSE

DT	92	H. Ngata
NT	96	M. Kemoeatu
DE	97	A. Jones
RUSH	55	T. Suggs
WILL	59	D. Ellerbe
MIKE	52	R. Lewis
SAM	91	C. Upshaw
LCB	24	C. Graham
SS	31	B. Pollard
FS	20	E. Reed
RCB	29	C. Williams

GAME SUMMARY

	1	2	3	4	OT	TOTAL	FIELD GOALS (MADE) & MISSED
INDIANAPOLIS	0	6	3	0	-	9	A. Vinatieri (47, 52, 26) 40 WR
BALTIMORE	0	10	7	7	-	24	J. Tucker (23)

TEAM	QTR	TIME	PLAY DESCRIPTION (extra point)	DRIVE	SCORE
Ravens	2	11:18	J. Tucker 23 yd. Field Goal	10-66, 3:56	0-3
Colts	2	2:25	A. Vinatieri 47 yd. Field Goal	10-51, 5:44	3-3
Ravens	2	0:50	V. Leach 2 yd. run (J.Tucker kick)	6-63, 1:35	3-10
Colts	2	0:00	A. Vinatieri 52 yd. Field Goal	7-46, 0:50	6-10
Ravens	3	8:26	D. Pitta 20 yd. pass from J. Flacco (J. Tucker kick)	5-75, 1:23	6-17
Colts	3	0:40	A. Vinatieri 26 yd. Field Goal	15-72, 7:46	9-17
Ravens	4	9:14	A. Boldin 18 yd. pass from J. Flacco (J. Tucker kick)	5-70, 2:30	9-24

OFFICIALS – Referee: Mike Carey (94), Umpire: Richard Hall (49), Head Linesman: Dana McKenzie (8), Line Judge: Tim Podraza (47), Side Judge: Laird Hayes (125), Field Judge: Jim Quirk (63), Back Judge: Kirk Dornan (6)

TEAM STATISTICS

	COLTS	RAVENS
First Downs	25 (6-16-3)	18 (6-11-1)
Third Downs	9-20 (45%)	4-10 (40%)
Fourth Downs	0-2 (0%)	0-0 (0%)
Total Net Yards	419	439
Plays – Average	87-4.8	56-7.8
Net Yds Rushing	152	170
Rushes – Average	30-5.1	32-5.3
Net Yards Passing	267	269
Att. – Yds Lost – Gross Pass.	3-21-288	1-13-282
Passes Att. – Comp. – INT	54-28-1	23-12-0
Red Zone	0-3 (0%)	3-5 (60%)
Goal-to-Go	0-0 (0%)	1-2 (50%)
Punts – Avg.	4-48.5	4-43.3
Penalties – Yards	5-37	9-70
Fumbles – Lost	1-1	2-2
Time of Possession	37:32	22:28

INDIVIDUAL STATISTICS

COLTS										RAVENS									
RUSHING										RUSHING									
V. Ballard	22	91	4.1	24	0	B. Pierce	13	103	7.9	43	0								
A. Luck	4	35	8.8	18	0	R. Rice	15	68	4.5	16	0								
D. Avery	1	15	15.0	15	0	V. Leach	1	2	2.0	2	1								
M. Moore	3	11	3.7	6	0	J. Flacco	3	-3	-1.0	-1	0								
Total	30	152	5.1	24	0	Total	32	170	5.3	43	1								
PASSING										PASSING									
A. Luck	54	28	288	3/21	0	25	1	59.8	J. Flacco	23	12	282	1/13	2	50	0	125.6		
Total	54	28	288	3/21	0	25	1	59.8	Total	23	12	282	1/13	2	50	0	125.6		
RECEIVING										RECEIVING									
R. Wayne	9	114	12.7	20	0	A. Boldin	5	145	29.0	50	1								
T. Hilton	8	66	8.3	25	0	T. Smith	2	31	15.5	22	0								
D. Allen	4	51	12.8	22	0	D. Pitta	2	27	13.5	20	1								
C. Fleener	3	25	8.3	12	0	R. Rice	1	47	47.0	47	0								
D. Avery	2	12	6.0	7	0	E. Dickson	1	24	24.0	24	0								
L. Brazill	1	17	17.0	17	0	J. Jones	1	8	8.0	8	0								
V. Ballard	1	3	3.0	3	0	Total	12	282	23.5	50	2								
Total	28	288	10.3	25	0	Total	12	282	23.5	50	2								
INTERCEPTIONS										INTERCEPTIONS									
Total	0	0	0	0	0	C. Williams	1	41	41.0	41	0								
Total	0	0	0	0	0	Total	1	41	41.0	41	0								
SACKS										SACKS									
R. Mathis	1-13										P. Kruger	2.5-18;	C. Graham	0.5-3					



DIVISIONAL: RAVENS 38, BRONCOS 35 (2OT)

Baltimore (12-6) · Denver (13-4)

Saturday, January 12, 2013 · 2:36 PM MT · Sports Authority Field at Mile High · Denver

Weather: 13°, Partly Cloudy, Wind E 8 mph · Attendance: 76,732 · Time: 4:11



In what became the fourth-longest game in NFL history, the Ravens outlasted the Broncos, 38-35, in double overtime, in a thrilling victory that will go down as one of the greatest wins in franchise history. Rookie K Justin Tucker's 47-yard field goal in the second overtime period sent Baltimore into the AFC Championship for the second-straight season. The Ravens tied the game at 35 with :31 remaining in regulation on a QB Joe Flacco-to-WR Jacoby Jones 70-yard TD toss. Denver opened the scoring on a RS Trindon Holliday 90-yard punt return for a TD, but the Ravens answered back on their next possession with a 59-yard WR Torrey Smith TD catch, tying the game at 7. On the Broncos' first offensive possession, CB Corey Graham secured his first of 2 INTs off QB Peyton Manning, racing 39 yards to the end zone to give the Ravens a 14-7 lead. Manning's 15-yard toss to WR Brandon Stokley tied the game at 14 at the end of the first quarter. Denver took the lead, 21-14, after Manning hit RB Knowshon Moreno with a 14-yard TD strike. But, the Ravens tied the game just before the half on a spectacular grab by a leaping Smith for a 32-yard TD. Holliday scored another special teams TD, this time on a 104-yard KOR to open the second half, but Baltimore tied the game again on a RB Ray Rice 1-yard TD run at the end of the third period. Manning connected with WR Demaryius Thomas for a 17-yard TD midway through the fourth, giving Denver a 35-28 lead. Graham intercepted Manning near the end of the first overtime, setting up the Tucker game-winner. Baltimore has now reached the AFC Championship in three of the last five years, with John Harbaugh becoming the first head coach in NFL history (since 1970 merger) to reach three conference title games in his first five seasons.

BALTIMORE RAVENS (Head Coach: John Harbaugh)

OFFENSE		DEFENSE	
WR 82	T. Smith	DT 92	H. Ngata
WR 81	A. Boldin	NT 96	M. Kemoeatu
LT 78	B. McKinnie	DE 99	P. Kruger
LG 72	K. Osemele	RUSH 55	T. Suggs
C 77	M. Birk	WILL 59	D. Ellerbe
RG 73	M. Yanda	MIKE 52	R. Lewis
RT 74	M. Oher	LCB 24	C. Graham
TE 84	E. Dickson	RCB 29	C. Williams
QB 5	J. Flacco	SS 31	B. Pollard
FB 44	V. Leach	FS 20	E. Reed
RB 27	R. Rice	CB 23	C. Brown

DENVER BRONCOS (Head Coach: John Fox)

OFFENSE		DEFENSE	
WR 88	D. Thomas	LDE 95	D. Wolfe
LT 78	R. Clady	DT 99	K. Vickerson
LG 68	Z. Beadles	NT 97	J. Bannan
C 67	D. Koppen	RDE 92	E. Dumervil
RG 73	C. Kuper	SLB 58	V. Miller
RT 74	O. Franklin	MLB 57	K. Brooking
TE 81	J. Dreesen	WLB 52	W. Woodyard
WR 87	E. Decker	LCB 24	C. Bailey
WR 14	B. Stokley	RCB 25	C. Harris
QB 18	P. Manning	SS 20	M. Adams
RB 27	K. Moreno	FS 26	R. Moore

GAME SUMMARY

	1	2	3	4	OT	2OT	TOTAL	FIELD GOALS (MADE) & MISSED	
BALTIMORE	14	7	7	7	0	3	38	J. Tucker (47)	
DENVER	14	7	7	7	0	0	35	M. Prater 52 SH	

TEAM	QTR	TIME	PLAY DESCRIPTION (extra point)	DRIVE	SCORE
Broncos	1	12:14	T. Holliday 90 yd. punt return (M. Prater kick)		0-7
Ravens	1	10:31	T. Smith 59 yd. pass from J. Flacco (J. Tucker kick)	4-94, 1:43	7-7
Ravens	1	9:49	C. Graham 39 yd. interception return (J. Tucker kick)		14-7
Broncos	1	4:02	B. Stokley 15 yd. pass from P. Manning (M. Prater kick)	11-74, 5:47	14-14
Broncos	2	7:26	K. Moreno 14 yd. pass from P. Manning (M. Prater kick)	8-86, 3:35	14-21
Ravens	2	0:36	T. Smith 32 yd. pass from J. Flacco (J. Tucker kick)	3-58, 0:40	21-21
Broncos	3	14:47	T. Holliday 104 yd. kickoff return (M. Prater kick)	0-0, 0:13	21-28
Ravens	3	0:20	R. Rice 1 yd. run (J. Tucker kick)	5-37, 2:27	28-28
Broncos	4	7:11	D. Thomas 17 yd. pass from P. Manning (M. Prater kick)	10-88, 4:58	28-35
Ravens	4	0:31	J. Jones 70 yd. pass from J. Flacco (J. Tucker kick)	3-77, 0:38	35-35
Ravens	6	13:18	J. Tucker 47 yd. Field Goal	6-16, 2:33	38-35

OFFICIALS—Referee: Bill Vinovich (52), Umpire: Undrey Wash (96), Head Linesman: George Hayward (54), Line Judge: Ron Marinucci (107), Side Judge: Ronald Torbert (62), Field Judge: Bob Waggoner (25), Back Judge: Billy Smith (2)

TEAM STATISTICS

	RAVENS	BRONCOS
First Downs	21 (4-14-3)	30 (9-15-6)
Third Downs	7-17 (41%)	7-16 (44%)
Fourth Downs	0-1 (0%)	1-1 (100%)
Total Net Yards	479	398
Plays - Average	74-6.5	87-4.6
Net Yds Rushing	155	125
Rushes - Average	39-4.0	41-3.0
Net Yards Passing	324	273
Att. - Yds Lost - Gross Pass.	1-7-331	3-17-290
Passes Att. - Comp. - INT	34-18-0	43-28-2
Red Zone	1-1 (100%)	3-3 (100%)
Goal-to-Go	1-1 (100%)	0-0 (0%)
Punts - Avg.	8-48.3	5-48.8
Penalties - Yards	8-56	10-87
Fumbles - Lost	1-1	2-1
Time of Possession	36:36	40:06

INDIVIDUAL STATISTICS

RAVENS											BRONCOS																
RUSHING						ATT	YDS	AVG	LG	TD	RUSHING						ATT	YDS	AVG	LG	TD						
R. Rice						30	131	4.4	32	1	R. Hillman						22	83	3.8	11	0						
B. Pierce						5	14	2.8	4	0	K. Moreno						10	32	3.2	8	0						
J. Flacco						2	7	3.5	7	0	J. Hester						8	11	1.4	2	0						
V. Leach						1	3	3.0	3	0	P. Manning						1	-1	-1.0	-1	0						
T. Smith						1	0	0.0	0	0	Total						41	125	3.0	11	0						
Total						39	155	4.0	32	1	PASSING						ATT	CMP	YDS	SK/YD	TD	LG	IN	RT			
J. Flacco						34	18	331	1/7	3	70	0	116.2	P. Manning						43	28	290	3/17	3	32	2	88.3
Total						34	18	331	1/7	3	70	0	116.2	Total						43	28	290	3/17	3	32	2	88.3
RECEIVING						REC	YDS	AVG	LG	TD	RECEIVING						REC	YDS	AVG	LG	TD						
A. Boldin						6	71	11.8	19	0	E. Decker						6	84	14.0	32	0						
T. Smith						3	98	32.7	59	2	J. Dreesen						6	46	7.7	11	0						
D. Pitta						3	55	18.3	24	0	J. Tammie						3	44	14.7	21	0						
E. Dickson						3	29	9.7	14	0	D. Thomas						3	37	12.3	17	1						
J. Jones						2	77	38.5	70	1	B. Stokley						3	27	9.0	15	1						
V. Leach						1	1	1.0	1	0	R. Hillman						3	20	6.7	11	0						
Total						18	331	18.4	70	3	K. Moreno						2	21	10.5	14	1						
INTERCEPTIONS						NO	YDS	AVG	LG	TD	J. Hester						1	7	7.0	7	0						
C. Graham						2	39	19.5	39	1	M. Willis						1	4	4.0	4	0						
Total						2	39	19.5	39	1	Total						28	290	10.4	32	3						
SACKS						T. Suggs 2-8; P. McPhee 1-9						SACKS						E. Dumervil 0.5-3.5; V. Miller 0.5-3.5									



AFC CHAMPIONSHIP: RAVENS 28, PATRIOTS 13

Baltimore (13-6) • Patriots (13-5)

Sunday, January 20, 2013 • 6:40 PM ET • Gillette Stadium • Foxborough, MA
Weather: 41°, Clear, Wind NW 18-28 mph • Attendance: 68,756 • Time: 3:07



The Baltimore Ravens earned a trip to their second Super Bowl in franchise history, defeating the No. 2 seed Patriots, 28-13, in the AFC Championship. The Ravens' defense shut out the NFL's No. 1-ranked and highest-scoring offense in the second half, and QB Joe Flacco, who has 8 TDs and zero INTs in the playoffs, threw three TDs in leading Baltimore to victory. The Ravens held New England to a K Stephen Gostkowski 31-yard field goal on four first-quarter possessions. Then, Flacco led the team on a 13-play, 90-yard scoring drive to open the second quarter, capped by a RB Ray Rice 2-yard TD run. New England struck back with a QB Tom Brady-to-WR Wes Welker 1-yard TD, making the score 10-7. After another Gostkowski field goal (25 yards), the Patriots took a 13-7 lead at halftime. Early in the third period, Flacco hit TE Dennis Pitta with a 5-yard TD pass, giving Baltimore a 14-13 lead. Flacco was 6 for 9 for 64 yards on the 72-yard scoring drive. The Ravens' defense was stout, forcing the Patriots to punt on both third-quarter possessions, while the offense continued to put points on the board, including Flacco's second TD, a three-yard pass to a leaping WR Anquan Boldin in the back of the end zone early in the fourth quarter. After the Ravens forced a RB Stevan Ridley fumble, Flacco hit Boldin again on an 11-yard toss, giving the Ravens a 28-13 lead and the final margin. Baltimore's defense sealed the game with 2 INTs on New England's final two possessions. The Ravens held Brady to a 62.3 QB rating, his fourth-worst in 24 career postseason games. The Brady-led Pats had been 67-0 at home when leading at halftime.

BALTIMORE RAVENS (Head Coach: John Harbaugh)

OFFENSE		DEFENSE	
WR 82	T. Smith	DT 92	H. Ngata
WR 81	A. Boldin	NT 96	M. Kemoeatu
LT 78	B. McKinnie	DE 99	P. Kruger
LG 72	K. Osemele	RUSH 55	T. Suggs
C 77	M. Birk	WILL 59	D. Ellerbe
RG 73	M. Yanda	MIKE 52	R. Lewis
RT 74	M. Oher	DB 23	C. Brown
TE 84	E. Dickson	LCB 24	C. Graham
TE 88	D. Pitta	SS 31	B. Pollard
QB 5	J. Flacco	FS 20	E. Reed
RB 27	R. Rice	RCB 29	C. Williams

NEW ENGLAND PATRIOTS (Head Coach: Bill Belichick)

OFFENSE		DEFENSE	
WR 83	W. Welker	LE 94	J. Francis
LT 77	N. Solder	DT 75	V. Wilfork
LG 70	L. Mankins	DT 74	K. Love
C 62	R. Wendell	RE 50	R. Ninkovich
RG 63	D. Connolly	LB 51	J. Mayo
RT 76	S. Vollmer	LB 55	B. Spikes
WR 85	B. Lloyd	LB 54	D. Hightower
QB 12	T. Brady	LCB 31	A. Talib
RB 22	S. Ridley	RCB 37	A. Dennard
TE 47	M. Hoomanawanui	S 28	S. Gregory
TE 81	A. Hernandez	S 32	D. McCourty

GAME SUMMARY

	1	2	3	4	OT	TOTAL	FIELD GOALS (MADE) & MISSED
BALTIMORE	0	7	7	14	-	28	None
NEW ENGLAND	3	10	0	0	-	13	S. Gostkowski (31, 25)

TEAM	QTR	TIME	PLAY DESCRIPTION (extra point)	DRIVE	SCORE
Patriots	1	6:21	S. Gostkowski 31 yd. Field Goal	13-67, 5:03	0-3
Ravens	2	9:28	R. Rice 2 yd. run (J. Tucker kick)	13-90, 5:51	7-3
Patriots	2	4:18	W. Welker 1 yd. pass from T. Brady (S. Gostkowski kick)	11-79, 5:10	7-10
Patriots	2	0:00	S. Gostkowski 25 yd. Field Goal	9-36, 2:32	7-13
Ravens	3	6:14	D. Pitta 5 yd. pass from J. Flacco (J. Tucker kick)	10-87, 3:49	14-13
Ravens	4	14:56	A. Boldin 3 yd. pass from J. Flacco (J. Tucker kick)	10-63, 4:50	21-13
Ravens	4	11:13	A. Boldin 11 yd. pass from J. Flacco (J. Tucker kick)	4-47, 1:33	28-13

OFFICIALS – Referee: Bill Leavy (127), Umpire: Chad Brown (31), Head Linesman: Tony Veteri (36), Line Judge: Jeff Seeman (45), Side Judge: Doug Rosenbaum (67), Field Judge: Scott Steenson (88), Back Judge: Perry Paganelli (46)

TEAM STATISTICS

	RAVENS	PATRIOTS
First Downs	25 (9-15-1)	28 (6-19-3)
Third Downs	5-12 (42%)	7-15 (47%)
Fourth Downs	0-0 (0%)	1-2 (50%)
Total Net Yards	356	428
Plays – Average	71-5.0	82-5.2
Net Yds Rushing	121	108
Rushes – Average	33-3.7	28-3.9
Net Yards Passing	235	320
Att. – Yds Lost – Gross Pass.	2-5-240	0-0-320
Passes Att. – Comp. – INT	36-21-0	54-29-2
Red Zone	4-4 (100%)	1-4 (25%)
Goal-to-Go	3-3 (100%)	1-2 (50%)
Punts – Avg.	7-44.7	5-35.8
Penalties – Yards	5-60	4-40
Fumbles – Lost	1-0	1-1
Time of Possession	31:06	28:54

INDIVIDUAL STATISTICS

RAVENS											PATRIOTS										
RUSHING											RUSHING										
	ATT	YDS	AVG	LG	TD		ATT	YDS	AVG	LG	TD										
B. Pierce	9	52	5.8	11	0	S. Ridley	18	70	3.9	9	0										
R. Rice	19	48	2.5	9	1	S. Vereen	4	16	4.0	7	0										
J. Flacco	3	12	4.0	14	0	D. Woodhead	3	11	3.7	7	0										
V. Leach	2	9	4.5	5	0	A. Hernandez	1	6	6.0	6	0										
T. Brady	2	5	2.5	3	0	T. Brady	2	5	2.5	3	0										
Total	33	121	3.7	14	1	Total	28	108	3.9	9	0										
PASSING											PASSING										
	ATT	CMP	YDS	SK/YD	TD	LG	IN	RT		ATT	CMP	YDS	SK/YD	TD	LG	IN	RT				
J. Flacco	36	21	240	2/5	3	26	0	106.2	T. Brady	54	29	320	0/0	1	36	2	62.3				
Total	36	21	240	2/5	3	26	0	106.3	Total	54	29	320	0/0	1	36	2	62.3				
RECEIVING											RECEIVING										
	REC	YDS	AVG	LG	TD		REC	YDS	AVG	LG	TD										
A. Boldin	5	60	12.0	26	2	A. Hernandez	9	83	9.2	17	0										
D. Pitta	5	55	11.0	22	1	W. Welker	8	117	14.6	36	1										
T. Smith	4	69	17.3	25	0	B. Lloyd	7	70	10.0	16	0										
R. Rice	3	22	7.3	15	0	S. Vereen	2	22	11.0	13	0										
V. Leach	2	20	10.0	17	0	D. Branch	2	16	8.0	10	0										
B. Pierce	1	8	8.0	8	0	D. Woodhead	1	12	12.0	12	0										
J. Jones	1	6	6.0	6	0	Total	29	320	11.0	36	1										
Total	21	240	11.4	26	3	Total	29	320	11.0	36	1										
INTERCEPTIONS											INTERCEPTIONS										
	NO	YDS	AVG	LG	TD		NO	YDS	AVG	LG	TD										
D. Ellerbe	1	2	2.0	2	0	Total	0	0	0	0	0										
C. Williams	1	0	0.0	0	0	SACKS															
Total	2	2	1.0	2	0	R. Ninkovich	2-5														



SUPER BOWL XLVII: RAVENS 34, 49ERS 31

Baltimore (14-6) · San Francisco (13-5-1)

Sunday, February 3, 2013 · 5:31 PM CT · Mercedes-Benz Superdome · New Orleans

Weather: Indoors · Attendance: 71,024 · Time: 4:14



After taking an early 28-6 lead, the Baltimore Ravens needed a goal-line stand to clinch their second World Championship title, defeating the San Francisco 49ers, 34-31, in Super Bowl XLVII. The Ravens' defense delivered the critical stand late in the fourth quarter, overcoming a furious second-half comeback and a 34-minute power outage. For the first time in any of the four major pro sports, two head-coaching brothers (John and Jim Harbaugh) faced each other in a championship game. QB Joe Flacco threw 3 TD passes and was named the game's MVP. Following a San Francisco three-and-out, Flacco hit WR Anquan Boldin with a 13-yard TD pass on Baltimore's first drive. Then, on the 49ers' second possession, the Ravens sacked QB Colin Kaepernick on third down, forcing a K David Akers' 36-yard field goal. Flacco's second TD came on a 1-yard toss to TE Dennis Pitta, making the score 14-3. Then, late in the second quarter, Flacco connected for a 56-yard score with WR Jacoby Jones, who secured a long pass, then jumped up and dove into the end zone after eluding two defenders on the way. Akers kicked a second field goal (27 yards) just before the half, making the score 21-6. The second half started with a Jones 108-yard kickoff return for a TD that gave the Ravens a 28-6 lead. Shortly thereafter, half of the stadium lost power, and a 34-minute delay ensued. When play resumed, the 49ers stole the momentum, starting with a 31-yard TD from Kaepernick to WR Michael Crabtree. After a Ravens' three-and-out and a strong punt return by WR Ted Ginn, RB Frank Gore capitalized with a six-yard TD run, making the score 28-20. Following a RB Ray Rice fumble, Akers kicked his third FG (34 yards), but the Ravens answered right back early in the fourth quarter with a K Justin Tucker 19-yard FG, making the score 31-23. The 49ers then drove quickly down the field and scored on a Kaepernick 15-yard run, closing the gap to 31-29 after a failed two-point attempt. Tucker added a 38-yard FG on Baltimore's next possession, making the score 34-29. The Ravens then took a safety following the pivotal goal-line stand and tackled Ginn after a free kick, sealing the victory.

BALTIMORE RAVENS (Head Coach: John Harbaugh)

OFFENSE		DEFENSE	
WR 82	T. Smith	DT 92	H. Ngata
WR 81	A. Boldin	NT 96	M. Kemoeatu
LT 78	B. McKinnie	DE 97	A. Jones
LG 72	K. Osemele	RUSH 55	T. Suggs
C 77	M. Birk	WILL 59	D. Ellerbe
RG 73	M. Yanda	MIKE 52	R. Lewis
RT 74	M. Oher	SAM 91	C. Upshaw
WR 12	J. Jones	LCB 24	C. Graham
QB 5	J. Flacco	SS 31	B. Pollard
FB 44	V. Leach	FS 20	E. Reed
RB 27	R. Rice	RCB 29	C. Williams

SAN FRANCISCO 49ERS (Head Coach: Jim Harbaugh)

OFFENSE		DEFENSE	
WR 15	M. Crabtree	LDT 91	R. McDonald
LT 74	J. Staley	NT 90	I. Sopoaga
LG 77	M. Iupati	RDT 94	J. Smith
C 59	J. Goodwin	OLB 55	A. Brooks
RG 75	A. Boone	ILB 53	N. Bowman
RT 76	A. Davis	ILB 52	P. Willis
TE 85	V. Davis	OLB 99	Ald. Smith
WR 84	R. Moss	LCB 22	C. Rogers
TE 46	D. Walker	RCB 25	T. Brown
RB 21	F. Gore	FS 38	D. Goldson
QB 7	C. Kaepernick	SS 31	D. Whitner

GAME SUMMARY

	1	2	3	4	OT	TOTAL	FIELD GOALS (MADE) & MISSED
BALTIMORE	7	14	7	6	-	34	J. Tucker (19, 38)
SAN FRANCISCO	3	3	17	8	-	31	D. Akers (36, 27, 34)

TEAM	QTR	TIME	PLAY DESCRIPTION (extra point)	DRIVE	SCORE
Ravens	1	10:36	A. Boldin 13 yd. pass from J. Flacco (J. Tucker kick)	6-51, 2:29	7-0
49ers	1	3:58	D. Akers 36 yd. Field Goal	12-62, 6:38	7-3
Ravens	2	7:10	D. Pitta 1 yd. pass from J. Flacco (J. Tucker kick)	10-75, 4:43	14-3
Ravens	2	1:45	J. Jones 56 yd. pass from J. Flacco (J. Tucker kick)	3-56, 0:22	21-3
49ers	2	0:00	D. Akers 27 yd. Field Goal	8-71, 1:45	21-6
Ravens	3	14:49	J. Jones 108 yd. kickoff return (J. Tucker kick)	0-0, 0:11	28-6
49ers	3	7:20	M. Crabtree 31 yd. pass from C. Kaepernick (D. Akers kick)	7-80, 3:06	28-13
49ers	3	4:59	F. Gore 6 yd. run (D. Akers kick)	2-20, 0:48	28-20
49ers	3	3:10	D. Akers 34 yd. Field Goal	4-8, 1:00	28-23
Ravens	4	12:54	J. Tucker 19 yd. Field Goal	12-71, 5:16	31-23
49ers	4	9:57	C. Kaepernick 15 yd. run (pass failed)	5-76, 2:57	31-29
Ravens	4	4:19	J. Tucker 38 yd. Field Goal	10-59, 5:38	34-29
49ers	4	0:04	S. Koch OB in end zone, forced by C. Culliver, for a Safety		34-31

OFFICIALS – Referee: Jerome Boger (23), Umpire: Darrell Jenkins (76), Head Linesman: Steve Stelljes (22), Line Judge: Byron Boston (18), Side Judge: Joe Larrew (73), Field Judge: Craig Wrolstad (4), Back Judge: Dino Paganelli (105)

TEAM STATISTICS

	RAVENS	49ERS
First Downs	21 (6-13-2)	23 (9-13-1)
Third Downs	9-16 (56%)	2-9 (22%)
Fourth Downs	0-2 (0%)	0-1 (0%)
Total Net Yards	367	468
Plays – Average	70-5.2	60-7.8
Net Yds Rushing	93	182
Rushes – Average	35-2.7	29-6.3
Net Yards Passing	274	286
Att. – Yds Lost – Gross Pass.	2-13-287	3-16-302
Passes Att. – Comp. – INT	33-22-0	28-16-1
Red Zone	2-4 (50%)	2-6 (33%)
Goal-to-Go	1-2 (50%)	1-3 (33%)
Punts – Avg.	3-47.0	3-53.0
Penalties – Yards	2-20	5-33
Fumbles – Lost	2-1	1-1
Time of Possession	32:23	27:37

INDIVIDUAL STATISTICS

RAVENS											49ERS										
RUSHING											RUSHING										
	ATT	YDS	AVG	LG	TD		ATT	YDS	AVG	LG	TD										
R. Rice	20	59	3.0	12	0	F. Gore	19	110	5.8	33	1										
B. Pierce	12	33	2.8	8	0	C. Kaepernick	7	62	8.9	15	1										
J. Tucker	1	8	8.0	8	0	L. James	3	10	3.3	9	0										
V. Leach	1	1	1.0	1	0																
S. Koch	1	-8	-8.0	-8	0																
Total	35	93	2.7	12	0	Total	29	182	6.3	33	2										
PASSING											PASSING										
	ATT	CMP	YDS	SK/YD	TD	LG	IN	RT		ATT	CMP	YDS	SK/YD	TD	LG	IN	RT				
J. Flacco	33	22	287	2/13	3	56	0	124.2	C. Kaepernick	28	16	302	3/16	1	32	1	91.7				
Total	33	22	287	2/13	3	56	0	124.2	Total	28	16	302	3/16	1	32	1	91.7				
RECEIVING											RECEIVING										
	REC	YDS	AVG	LG	TD		REC	YDS	AVG	LG	TD										
A. Boldin	6	104	17.3	30	1	V. Davis	6	104	17.3	29	0										
D. Pitta	4	26	6.5	9	1	M. Crabtree	5	109	21.8	31	1										
R. Rice	4	19	4.8	7	0	D. Walker	3	48	16.0	28	0										
V. Leach	3	10	3.3	8	0	R. Moss	2	41	20.5	32	0										
E. Dickson	2	37	18.5	23	0	T. Ginn	0	0	0.0	0	0										
T. Smith	2	35	17.5	20	0																
J. Jones	1	56	56.0	56	1																
Total	22	287	13.0	56	3	Total	16	302	18.9	32	1										
INTERCEPTIONS											INTERCEPTIONS										
	NO	YDS	AVG	LG	TD		NO	YDS	AVG	LG	TD										
E. Reed	1	6	6.0	6	0																
Total	1	6	6.0	6	0	Total	0	0	0	0	0										
SACKS											SACKS										
P. Kruger 2-10; A. Jones 1-6											A. Brooks 1-8; R. McDonald 1-5										

2012 NFL RANKINGS

	OFFENSE			DEFENSE		
	TOTAL	RUSH	PASS	TOTAL	RUSH	PASS
Arizona Cardinals	32	32	28	12	28	5
Atlanta Falcons	8	29	6	24	21	23
BALTIMORE RAVENS	16	11	15	17	20	17
Buffalo Bills	19	6	25	22	31	10
Carolina Panthers	12	9	16	10	14	13
Chicago Bears	28	10	29	5	8	8
Cincinnati Bengals	22	18	17	6	12	7
Cleveland Browns	25	24	19	23	19	25
Dallas Cowboys	6	31	3	19	22	19
Denver Broncos	4	16	5	2	3	3
Detroit Lions	3	23	2	13	16	14
Green Bay Packers	13	20	9	11	17	11
Houston Texans	7	8	11	7	7	16
Indianapolis Colts	10	22	7	26	29	21
Jacksonville Jaguars	29	30	21	30	30	22
Kansas City Chiefs	24	5	32	20	27	12
Miami Dolphins	27	17	26	21	13	27
Minnesota Vikings	20	2	31	16	11	24
New England Patriots	*1	7	4	25	9	29
New Orleans Saints	2	25	*1	32	32	31
New York Giants	14	14	12	31	25	28
New York Jets	30	12	30	8	26	2
Oakland Raiders	18	28	8	18	18	20
Philadelphia Eagles	15	13	13	15	23	9
Pittsburgh Steelers	21	26	14	*1	2	*1
St. Louis Rams	23	19	18	14	15	15
San Diego Chargers	31	27	24	9	6	18
San Francisco 49ers	11	4	23	3	4	4
Seattle Seahawks	17	3	27	4	10	6
Tampa Bay Buccaneers	9	15	10	29	*1	32
Tennessee Titans	26	21	22	27	24	26
Washington Redskins	5	*1	20	28	5	30

*NFL leader

BALTIMORE RAVENS

RAVENS TOP 2012 NFL RANKINGS

OFFENSE

- QB Joe Flacco ranked t-second (t-first in AFC) in 25+ yard completions (40).
- RB Ray Rice ranked second (first in AFC) among RBs in receptions (61).
- QB Joe Flacco ranked fourth (second in AFC) in 4th qtr. passer rating (103.1).
- WR Torrey Smith ranked fourth (third in AFC) in yards per catch avg. (17.4).
- TE Dennis Pitta ranked t-sixth (t-third in AFC) in TDs by a tight end (7).
- QB Joe Flacco ranked t-seventh (fourth in AFC) in fewest INTs (10).
- RB Ray Rice ranked ninth (fourth in AFC) in yards from scrimmage (1,621).
- RB Ray Rice ranked t-ninth (fourth in AFC) in rushing TDs (9).

DEFENSE

- Ravens ranked second in red zone defense (43.4 TD%).
- DT Haloti Ngata ranked t-eighth (fourth in AFC) in tackles by at DT (51).
- S Ed Reed ranked t-ninth (t-fourth in AFC) in fumble recoveries (3).

SPECIAL TEAMS

- Ravens ranked first in kickoff return average (27.3).
- RS Jacoby Jones ranked first in KOR average (30.7).
- RS Jacoby Jones ranked first in KOR TDs (2).
- RS Jacoby Jones ranked t-first in total return TDs (3).
- RS Jacoby Jones ranked first in longest KOR (108t).
- K Justin Tucker ranked fifth (third in AFC) in kickoff touchbacks (49).
- K Justin Tucker ranked t-sixth (second in AFC) in longest FG (56).
- K Justin Tucker ranked sixth (third in AFC) in field goal percentage (90.9).
- P Sam Koch ranked eighth (fifth in AFC) in net punting average (40.8).
- K Justin Tucker ranked eighth (fourth in AFC) in points scored (132).

2012 NFL STANDINGS

AMERICAN FOOTBALL CONFERENCE

NORTH							EAST						
	W	L	T	PCT.	PF	PA		W	L	T	PCT.	PF	PA
z-Baltimore	10	6	0	.625	398	344	z-New England	12	4	0	.750	557	331
y-Cincinnati	10	6	0	.625	391	320	Miami	7	9	0	.438	288	317
Pittsburgh	8	8	0	.500	336	314	New York Jets	6	10	0	.375	281	375
Cleveland	5	11	0	.313	302	368	Buffalo	6	10	0	.375	344	435



SOUTH							WEST						
	W	L	T	PCT.	PF	PA		W	L	T	PCT.	PF	PA
z-Houston	12	4	0	.750	416	331	*-Denver Broncos	13	3	0	.813	481	289
y-Indianapolis	11	5	0	.688	357	387	San Diego Chargers	7	9	0	.438	350	350
Tennessee	6	10	0	.375	330	471	Oakland Raiders	4	12	0	.250	290	443
Jacksonville	2	14	0	.125	255	444	Kansas City Chiefs	2	14	0	.125	211	425

NATIONAL FOOTBALL CONFERENCE

NORTH							EAST						
	W	L	T	PCT.	PF	PA		W	L	T	PCT.	PF	PA
z-Green Bay	11	5	0	.688	433	336	z-Washington	10	6	0	.625	436	388
y-Minnesota	10	6	0	.625	379	348	New York Giants	9	7	0	.563	429	344
Chicago	10	6	0	.625	375	277	Dallas	8	8	0	.500	376	400
Detroit	4	12	0	.250	372	437	Philadelphia	4	12	0	.250	280	444



SOUTH							WEST						
	W	L	T	PCT.	PF	PA		W	L	T	PCT.	PF	PA
*-Atlanta	13	3	0	.813	419	299	z-San Francisco 49ers	11	4	1	.719	397	273
Carolina	7	9	0	.438	357	363	y-Seattle Seahawks	11	5	0	.688	412	245
New Orleans	7	9	0	.438	461	454	St. Louis Rams	7	8	1	.469	299	348
Tampa Bay	7	9	0	.438	389	394	Arizona Cardinals	5	11	0	.313	250	357

z-Clinched division y-Wild Card *-Clinched division & homefield advantage

2012 NFL POSTSEASON

AFC

Wild Card Playoff Games

Cincinnati (13) at Houston (19)

Indianapolis (9) at Baltimore (24)

Divisional Playoff Games

Baltimore (38) at Denver (35) 2OT

Houston (28) at New England (41)

Championship Game

Baltimore (28) at New England (13)

NFC

Wild Card Playoff Games

Minnesota (10) at Green Bay (24)

Seattle (24) at Washington (10)

Divisional Playoff Games

Green Bay (31) at San Francisco (45)

Seattle (28) at Atlanta (30)

Championship Game

San Francisco (28) at Atlanta (24)



Super Bowl XLVII at Mercedes-Benz Superdome, New Orleans

Baltimore (AFC) 34, San Francisco (NFC) 31

AFC-NFC Pro Bowl at Aloha Stadium, Honolulu, Hawaii

NFC 62, AFC 35

POSTGAME LIVE



Change the channel to the
Official Postgame Show
of the Baltimore Ravens

AFTER EVERY GAME

Comcast 
SPORTSNET



csnbaltimore



@csnbaltimore
#RavensTalk



csnbaltimore.com

**JOE
FLACCO**



HISTORY

RAY
LEWIS





SUPER BOWL XLVII CHAMPIONS



An emotionally-charged and thrilling six weeks kicked off the Baltimore Ravens' 2012 campaign. Despite playing their first four games in an 18-day span, the Ravens produced a 5-1 record, marking the best start ever under John Harbaugh. Highlighted by a season-opening victory on Monday Night Football against division foe Cincinnati and an exhilarating, last-second

triumph over AFC rival New England, the Ravens immediately demonstrated the type of heart and resolve that would allow them to conquer anything in an NFL season.

Climbing to 9-2, Baltimore tied (2006) the best record to begin a season in franchise history. Following their bye week, the battle-tested Ravens won four-straight games – three of which occurred in hostile road clashes. Though a rash of injuries to key contributors left them shorthanded, the Ravens remained relentless and emerged victorious in hard-fought contests at Cleveland and Pittsburgh. Baltimore's grit was nevermore on display than in Week 12 at San Diego, when Ray Rice converted a fourth-and-29 catch – later voted "NFL Play of the Year" – to send the game into overtime and help capture the comeback win.

While able to secure the AFC North Title with a decisive victory over the New York Giants in Week 16, the Ravens closed out the regular season by dropping four of their last five games. This stretch included three-consecutive


defeats – two by three points – to begin December, all against emerging playoff contenders. Many outsiders perceived the run of losses to be Baltimore's late-season demise, but the Ravens felt otherwise. As each wintry week passed, the team's resilient chemistry never faded, nor did its genuine belief that the best was yet to come.

On NFL Wild Card weekend, before a sellout M&T Bank Stadium crowd that celebrated and saluted Ray Lewis in his final home game, Baltimore pummeled the Colts, 24-9, kick-starting an incredible playoff run. Holding Indy without a touchdown, the Ravens' defense was led by Lewis, who returned to action for the first time since tearing his triceps in Week 6.

"I think we're all appreciative, grateful for the opportunity to be here and to witness this historic moment in sports," head coach John Harbaugh said after the win. "And, it wasn't just about one guy [Lewis]. Nobody understands it more than the one guy we're talking about. It was about a team. It was about a city, a fan base, a great sport, about a great career."

Fresh off the emotional victory over Indianapolis, Baltimore traveled to No. 1 seed Denver for a Divisional Playoff. Riding an 11-game winning streak, the heavily-favored Broncos had beaten the Ravens, 34-17, in Charm City just four weeks prior.

But despite its underdog status, Baltimore approached the game with the brazen attitude of a champion. It was a boldness reinforced by strength gained while facing adversity throughout the season. It was also a resiliency the team had developed and a brotherhood that leaders such as Harbaugh, Lewis, Terrell Suggs, Joe Flacco and Rice had cultivated from Day One.



LB Ray Lewis emerges from the M&T Bank Stadium tunnel for the final home intro of his career prior to the Wild Card win over Indianapolis (1/6/13).



WR Jacoby Jones secures QB Joe Flacco's deep pass, connecting for a 70-yard TD to send the Divisional Playoff at Denver (1/12/13) into overtime.



SUPER BOWL XLVII CHAMPIONS



RB Ray Rice darts into the end zone, scoring the Ravens' first touchdown of their 28-13 win in the AFC Championship at New England (1/20/13).

In what became the fourth-longest game (4:11) in NFL history, the Ravens outlasted the Broncos, 38-35, in double OT, producing an electrifying victory-turned instant classic.

Facing third-and-three with 31 seconds remaining in regulation, Flacco found Jacoby Jones, who had blazed past defenders down the right sideline, to manufacture an improbable 70-yard touchdown bomb. The crowd-silencing connection cut the deficit to 1, with Justin Tucker then quickly tying the game at 35 to force overtime. Near the end of the extra period, Corey Graham intercepted Peyton Manning, ultimately setting up a 47-yard game-winning field goal by Tucker in double OT and sealing the Ravens' 38-35 win.

"Thanks for bearing witness to one of the greatest football games you're ever going to see," stated Harbaugh after the victory, which sent Baltimore to the AFC Championship for a second-straight season and third time in five years. "That football game did the game of football proud."

Next up was an AFC Title bout with the No. 2 seed Patriots, who just 12 months prior, had knocked out Baltimore in the exact same setting. Though the Ravens' hearts were battered following the 2011 playoff loss, the defeat served as an influential lesson and a unifying force. It was an outcome that simultaneously marked the bitter end of a poignant journey, but also some inspiration for a determined 2012 Ravens team.

All season long, as they grinded away for a chance to finish what they had started the year before, the Ravens got what they wanted. And this time, they didn't disappoint.

In defeating favored New England, 28-13, Baltimore clinched an appearance in Super Bowl XLVII, seizing the franchise's second-ever conference championship. The Patriots, who owned the NFL's No. 1-ranked and highest-scoring offense, were shut out in the second half by a dominant Ravens' defense that found ways to constantly frazzle Tom Brady and pummel a normally-potent New England attack.

"Congratulations to our players, to our coaches," Harbaugh said after the win. "[Tonight] was about a football team playing really good football in one of the biggest moments that football has to offer, and that's what I am so proud of as a football coach."

On Feb. 3, 2013, the AFC Champion Baltimore Ravens battled the NFC Champion San Francisco 49ers in Super Bowl XLVII. It was the first time in NFL history that two brothers, John and Jim Harbaugh, faced each other as head coaches in a championship game.

"We've seen it all this year," Harbaugh stated before the game. "We've had injuries; we've had adversity; we've had exhilaration; we've had great moments. That's what a season is made of. The team that navigates all these things the best, in the end, will be the one true champion."

And in the end, no team navigated its voyage better than the 2012 Ravens. In what would become a timeless NFL masterpiece – one bursting with drama at every turn – Baltimore defeated San Francisco, 34-31, becoming the NFL's one true champion.

After taking an early 28-6 lead, the Ravens produced a valiant goal-line stand to clinch their second Super Bowl title. Overcoming a feverish 49ers' second-half comeback and a 34-minute power outage in the third quarter, Baltimore started fast and finished strong, all while entertaining millions of spectators around the globe.

Spurred by Flacco, who was named the game's MVP after completing 22 of 33 passes for 287 yards and three touchdowns, the Ravens capped a remarkable journey – one that will forever live in football lore.


"We've got a lot of resolve. That's why we won the game," stated Harbaugh, who with the victory set an NFL record for most playoff wins (nine) in a head coach's first five seasons. "It wasn't perfect, it wasn't pretty, but it was us."



John Harbaugh hoists the Lombardi Trophy following the Ravens' thrilling 34-31 victory over San Francisco in Super Bowl XLVII (2/3/13).



SUPER BOWL XXXV CHAMPIONS



The young and brash Baltimore Ravens began the 2000 NFL season talking playoffs and ending the year as World Champions, thanks to one of the most dominant defenses in pro football history.

The Ravens' Super Journey began with an ominous regular season schedule that included five road games in seven weeks. In the middle of it all was a five-game streak without a touchdown.

Thankfully, the drought never divided the team.

The race toward the Lombardi Trophy was not without its hurdles: Ray Lewis rebounded from a trying offseason; Trent Dilfer, now a Raven, returned to Tampa Bay for the Super Bowl; an emotional Jermaine Lewis dedicated a superb performance to the memory of his stillborn son. Still, the team rallied the season, and it made the hard-fought victory that much sweeter.

The journey was about the coming of age for talented young players like Jamal Lewis, Chris McAlister and Duane Starks. It also belonged to tough veterans like Rod Woodson, Ray Lewis, Rob Burnett, Shannon Sharpe, Matt Stover, Michael McCrary and Jonathan Ogden.

And the journey also belonged to the fans of Baltimore. The fans numbered in the thousands at the downtown sendoff at Harbor Place. Banners and promises hung in the air, and none would be broken.

While the hometown fans would celebrate with seven-straight days of purple pride, the team took off for Tampa for a week of preparation before the ultimate contest. On Sunday, Jan. 28, 2001, the Ravens kept their promise and defeated the New York Giants, 34-7.


Ray Lewis earned Super Bowl XXXV MVP honors, as well as Defensive Player of the Year. The Ravens tied a Super Bowl record with four INTs, and they were only the third team in NFL history to not commit a turnover in a Super Bowl. Most exciting new record? Perhaps three successive scores on three seesaw plays. The back-to-back kickoff returns for TDs were yet another new record.

Following the game, owner Art Modell lifted the Lombardi Trophy in the air and said: "To the people of Baltimore City, Baltimore County and the State of Maryland, this belongs to you. From the bottom of my heart, thank you."

When the Ravens flew home on that beautiful, blue-sky Monday after the Super Bowl, they heard about the parade scheduled in their honor for the next day. The icy downpour that Tuesday presented phased no one. Hundreds of thousands of fans ignored the rain and cold and waited for their heroes to ride by on Baltimore's crowded city streets.

Later, the entire organization was invited to the White House in June to meet President George W. Bush.

Francine Lubera and Kevin Byrne of the Ravens' public relations office chronicled the run to the Super Bowl in the book "Super Journey: Diary of the Ravens World Championship Season" (above left), published in July of 2001.



BALTIMORE FOOTBALL HISTORY

COLTS HISTORY

12/28/46 - Baltimore awarded bankrupt Miami Seahawks franchise of the All-America Football Conference. Re-named Colts via a fan contest.

12/8/49 - AAFC/NFL reached merger agreement. Colts entered the NFL for 1950 season.

12/19/50 - Colts finished 1-11 in their first NFL season with a 15-14 loss to the New York Yanks at Yankee Stadium. The Yanks later became the Baltimore Colts.

1/18/51 - Franchise withdrew from league and received \$50,000 for players by the NFL.

1951-52 - No Colts team existed.

12/3/52 - Commissioner Bert Bell challenged Baltimore to sell 15,000 tickets in six weeks to re-enter NFL. The ticket drive reached its quota in four weeks, three days.

10/1/53 - Carroll Rosenbloom headed an ownership group and Baltimore was awarded the Dallas Texans' franchise.

12/28/58 - Colts defeated NYG, 23-17, at Yankee Stadium for World Championship. That game sparked the emergence of the NFL as a televised sports giant.

12/27/59 - The Colts won their second-straight World Championship over Giants, in Baltimore, 31-16.

1/8/63 - Don Shula replaced Weeb Ewbank as head coach.

12/27/64 - Browns beat Colts, 27-0, in Cleveland for NFL title. Art Modell wins first title.

6/8/66 - NFL and AFL announced plans to merge in 1970. Colts, Browns and Steelers later joined AFC in NFL's realignment.

1/12/69 - Jets defeated Colts, 16-7, in Super Bowl III at Orange Bowl after Joe Namath guaranteed a New York victory.

3/3/70 - Don Shula resigned to become head coach of Miami Dolphins.

1/17/71 - Jim O'Brien kicked 32-yard FG with five seconds left as Colts won Super Bowl V vs. Dallas, 16-13, in first AFC-NFC Super Bowl.

7/26/72 - Robert Irsay traded the L.A. Rams to Carroll Rosenbloom for the Colts.

1/15/75 - Ted Marchibroda named head coach.

4/26/83 - Colts selected John Elway with No. 1 pick in NFL draft, but traded him to Denver for T Chris Hinton, QB Mark Herrmann and Denver's top pick in 1984.

12/18/83 - In the last NFL regular season game in Memorial Stadium (until 1996), the Colts beat the Oilers, 20-10. TE Pat Beach scored the last TD on 12-yard pass from QB Mike Pagel.

3/28/84 - Colts franchise relocated to Indianapolis.

RAVENS HISTORY

1995

11/6 - Cleveland Browns announced intention to move to Baltimore for 1996 season.

1996

2/9 - NFL approved franchise move.

2/15 - Ted Marchibroda was named the Ravens' first head coach 21 years and one month to the day he was hired by the Baltimore Colts in 1975.

3/29 - Baltimore's NFL franchise was officially named "Ravens" after a *Baltimore Sun* telephone poll received a record number of calls supporting the name.

4/1 - The Ravens opened their Owings Mills training facility with start of offseason program.

6/5 - The new Ravens' logo, colors and uniforms were unveiled in a fashion show at Harborplace in downtown Baltimore.

6/14 - Ravens sold over 50,000 season tickets in 14 days.

9/1 - The Ravens' first-ever regular season game was played before 64,124 fans at Memorial Stadium, the largest crowd in Baltimore professional sports history. QB Vinny Testaverde scored the first TD on a 9-yard run to propel the Ravens to a 19-14 win over the Raiders.

12/22 - The Ravens concluded their inaugural season with a 4-12 record following a 24-21 loss to the Houston Oilers. The Ravens were 4-4 at home, and 0-8 on the road. The team sold out all 10 home games, including the two preseason games. Baltimore held a second-half lead in 10 of its 11 final games, but won only two. QB Vinny Testaverde was voted to the Pro Bowl after throwing for 4,177 yards and 33 TDs. WRs Michael Jackson and Derrick Alexander both eclipsed the 1,000-yard receiving mark and combined for 23 TDs.

1997

3/18 - The Ravens and Western Maryland College (now McDaniel College) entered into a five-year agreement to hold training camp at the Westminster, MD, campus.

12/14 - Baltimore defeated Tennessee, 21-19, in the final game at Memorial Stadium. Of the 16 regular season games played by the Ravens at Memorial Stadium, 13 were televised and all were sold out.

12/21 - Baltimore dropped a 16-14 game at Cincinnati to finish the season 6-9-1. T Jonathan Ogden was named consensus All-Pro and voted as a starter to the Pro Bowl. LB Ray Lewis led the NFL in tackles with 210 and was voted first alternate to the Pro Bowl, then selected as a "needs" player by coach Bill Cowher.

1998

2/14 - The Ravens traded for QB Jim Harbaugh (from Ind.), the first of several key offseason acquisitions, including

RAVENS HISTORY

RB Errict Rhett (2/17), FB Roosevelt Potts (2/24) and CB Rod Woodson (2/25).

9/5 - The new NFL Stadium at Camden Yards (later named PSINet Stadium) was the backdrop for an opening gala that included fireworks, a Stevie Wonder - Baltimore Symphony Orchestra concert and a spectacular laser show.

9/6 - The Ravens opened their new NFL Stadium in downtown Baltimore before a host of dignitaries, a packed house and the Steelers. The Ravens lost, 20-13.

12/28 - After a 6-10 finish, the Ravens did not renew Ted Marchibroda's contract. Six Ravens represented the AFC in the Pro Bowl: LB Peter Boulware, WR/RS Jermaine Lewis, LB Ray Lewis, DE Michael McCrary, T Jonathan Ogden and S Bennie Thompson (special teamer).

1999

1/19 - Brian Billick became the second head coach in Ravens history when he accepted a six-year contract from owner Art Modell. Billick, the highly successful offensive coordinator for Minnesota, directed a Vikings' attack that set a variety of NFL and team records, including the league's single-season scoring mark of 556 points in 1998.

1/26 - PSINet Inc., the first and largest independent commercial Internet provider, announced a 20-year partnership to develop a global network for the Ravens. Under the agreement, the new facility was named PSINet Stadium.

1/30 - Ravens executive vice president of player personnel Ozzie Newsome was selected for induction into the Pro Football Hall of Fame, along with Lawrence Taylor, Eric Dickerson, Tom Mack and Billy Shaw. Newsome was the NFL's all-time leading tight end in pass receptions until Shannon Sharpe eclipsed the record in 2001.

9/12 - Brian Billick's debut as head coach was spoiled in the regular season opener, as St. Louis defeated the Ravens, 27-10, in the TransWorld Dome. QB Kurt Warner had his first NFL start.

12/26 - The Ravens recorded their first-ever shutout, a 22-0 win over Cincinnati. The victory completed a perfect December and gave the Ravens a franchise-high eight victories. Five players (LB Peter Boulware, LB Ray Lewis, DE Michael McCrary, T Jonathan Ogden and S Rod Woodson) were named to the Pro Bowl. The Ravens' defense finished second in the NFL, and in the team's 6-3 finish, Baltimore outscored opponents, 324-277.

2000

2/22 - The Ravens signed seven-time Pro Bowl TE Shannon Sharpe, an unrestricted free agent who had starred for 10 years with the Denver Broncos. Sharpe caught 552 passes for 6,983 yards and 44 TDs for Denver.

3/27 - NFL owners approved the sale of 49% of the Ravens to Anne Arundel County (MD) business executive Steve Bisciotti. In it, Bisciotti had an option to purchase the

remaining 51% for \$325 million in 2004.

SEPT. - The Ravens opened the 2000 season with a 16-0 win at Pittsburgh in their last visit to Three Rivers Stadium on 9/3. They won three of their first four games, including a dramatic 39-36 win over Jacksonville (their first win over the Jaguars) and a 37-0 shutout over Cincinnati.

OCT. - Baltimore finished October at 2-3, and did not score a TD during the month. Trent Dilfer replaced Tony Banks at QB on 10/29 vs Pittsburgh.

NOV./DEC. - Baltimore won its final seven regular season games by a combined score of 193-63. On 11/26, Earnest Byner was the first inductee to the Ravens' Ring of Honor (Ravens won 44-7 vs. Cleveland). On 12/10, Art Modell was honored in pre-game ceremonies for his 40 years of ownership. That day, the Ravens earned their first playoff berth, defeating San Diego, 24-3.

12/24 - The Ravens' defense set a 16-game record by allowing only 165 total points. Baltimore also set an NFL record by allowing only 970 yards rushing. The Ravens finished 12-4 after beating the New York Jets, 34-20, on Christmas Eve. Rookie RB Jamal Lewis rushed for a team-record 1,364 yards in 2000.

12/31 - The Ravens defeated the Denver Broncos, 21-3, in an AFC Wild Card Playoff Game at PSINet Stadium, the first home playoff game in Baltimore since 1977. Jamal Lewis rushed for 110 yards on 30 carries and scored twice, while the defense allowed Denver's rushing attack only 42 yards on the ground.

2001

1/2 - LB Ray Lewis won NFL Defensive MVP honors from *The Associated Press*.



LB Ray Lewis was named the 2000 NFL Defensive Player of the Year and Super Bowl XXXV MVP after the Ravens' win (34-7) over the New York Giants.

RAVENS HISTORY

1/7 - The Ravens scored 14 fourth quarter points to defeat Tennessee, 24-10, at Adelphia Coliseum to advance to the AFC Championship. The go-ahead TD was a 90-yard return by Anthony Mitchell off a blocked FG; then Ray Lewis scored on a 50-yard INT return to seal the win.

1/14 - The Ravens traveled to Oakland and defeated the Raiders, 16-3, in the AFC Championship game to advance to Super Bowl XXXV. TE Shannon Sharpe scored on an NFL postseason-record 96-yard pass from Trent Dilfer. The Ravens limited the Raiders to 24 rushing yards.

1/28 - The Ravens defeated the New York Giants, 34-7, to capture their first World Championship in Super Bowl XXXV, played at Raymond James Stadium in Tampa, FL. Ray Lewis was named Super Bowl MVP and only Ron Dixon's 97-yard KOR for a TD averted a shutout against the Giants. A Super Bowl record was set when three TDs were scored in a span of 36 seconds, including Duane Starks' 49-yard INT return and Jermaine Lewis' 84-yard KOR.

1/30 - Over 200,000 people turned out on a cold, rainy day to attend the Baltimore Ravens' Victory Parade.

JULY/AUG. - The Ravens opened training camp as defending World Champions with the entire nation watching, as HBO's *Hard Knocks: Training Camp With the Baltimore Ravens* debuted with the Ravens as the featured team.

9/9 - The Ravens won their 12th-consecutive game and second consecutive opener with a 17-6 win over the Chicago Bears at PSINet Stadium. On 9/11, the World Trade Center collapsed and the Pentagon was hit, following terrorist attacks.

10/21 - Matt Stover broke the NFL record for most consecutive games with a FG, snapping Fred Cox's old mark of 31, when he booted two three-pointers in a 24-14 loss to the Browns at Cleveland Browns Stadium. Stover's streak ended at 38 games with a missed FGA on 12/16 vs. Pittsburgh.

11/18 - TE Shannon Sharpe became the NFL's all-time leading pass-catching TE (surpassing Ravens executive VP and GM Ozzie Newsome's mark of 662), when Sharpe caught a 29-yard pass on the fifth play of the game vs. the Cleveland Browns. He finished the 2001 season with 692 career receptions for 8,604 yards, both all-time NFL highs for a TE.

12/2 - S Rod Woodson set an NFL record by returning a Peyton Manning INT 47 yards for a TD, his 10th career TD on an INT return, in a 39-27 win over Indy. Woodson's TD snapped a tie with Ken Houston (nine career INT-TDs).

12/23 - Corey Dillon of the Bengals rushed for 127 yards, snapping the Ravens' streak of 50 games (including playoffs) of not allowing a 100-yard rusher, the longest streak since the 1989-1992 Eagles had a 53-game streak. The Ravens scored their third consecutive home shutout over the Bengals (16-0), the first time in 24 years (1975-77, Oakland over San Diego) that a team had three straight home shutouts over the same opponent.

2002

1/2 - Six Ravens from the 2001 season were selected to play in the Pro Bowl, tying the team mark set in 1998. Selected were LB Ray Lewis, T Jonathan Ogden, DT Sam Adams, RS Jermaine Lewis, TE Shannon Sharpe and S Rod Woodson.

1/7 - The Ravens played a postponed regular season game against Minnesota at Ravens Stadium and defeated the Vikings, 19-3, allowing Baltimore to advance to the playoffs. The game had been scheduled for Monday, 9/17, but was re-scheduled because of the 9/11 terrorist attacks on the United States. The victory gave the Ravens a 10-6 record and clinched a Wild Card spot as the AFC's fifth seed. LB Peter Boulware set a team record with four sacks vs. the Vikings to finish as the AFC's leading sacker with 15.

1/13 - The Baltimore Ravens traveled to Miami and defeated the Dolphins, 20-3, in an AFC Wild Card Playoff game. Baltimore set a playoff team record with 226 rushing yards on 50 carries. The Ravens became the first team in NFL history to win its first five playoff games. Only Joe Gibbs, who won his first six playoff games, surpassed Brian Billick's mark of five (tied with Tom Flores).

1/20 - After five-consecutive playoff wins (including the Super Bowl run in 2000), the Ravens were stopped at Heinz Field with a 27-10 loss to the Pittsburgh Steelers in the AFC Divisional Playoff game. The Steelers jumped to a 20-0 first-half lead and stifled Baltimore's offense. Baltimore's only TD came when RS Jermaine Lewis set an NFL playoff record with an 88-yard punt return for a score in the third quarter.

5/15 - The Ravens and McDaniel College (formerly Western Maryland College) announced a three-year contract extension to keep Ravens training camp in Westminster, MD through the 2004 season.

9/8 - With the youngest team in NFL history (19 first-year players), the Ravens dropped their first two games at Carolina (10-7) and at home (9/15) vs. the Buccaneers (25-0). A moving tribute was paid to Hall of Famer Johnny Unitas prior to the game, and QB Chris Redman, a close friend and admirer, wore black hightops in honor of his hero. Johnny Unitas passed away on 9/11.

9/30 - Chris McAlister ran into the NFL record books against Denver. With one second remaining in the first half, Broncos K Jason Elam's FGA was short. McAlister caught it in the end zone and returned it 107 yards for a TD – the then-longest play of any kind in league history. The previous record was 106 yards (3 KORs), last accomplished by Roy Green in 1979. Baltimore won 34-23. S Ed Reed blocked the first punt in Ravens history, leading to the Ravens' second TD of the second quarter against the Broncos.

10/20 - Johnny Unitas and seven of his Hall of Fame Colts teammates were enshrined into the Ring of Honor at Ravens Stadium in front of a sellout crowd of 69,173 fans. Enshrined with Unitas were: WR Raymond Berry, RB Lenny Moore, DT

RAVENS HISTORY

Art Donovan, DE Gino Marchetti, TE John Mackey, OT Jim Parker and LB Ted Hendricks. A bronze statue of Unitas' likeness was sculpted by local Baltimore artist Frederick Kail and dedicated at Gate A, newly-named Unitas Plaza. In a joint effort, the Baltimore Ravens, Art Modell, the Steve Bisciotti family, and others commissioned the project.

12/29 - The Ravens lost their final game of the season at Pittsburgh (34-31) in a heart-breaking nailbiter. Hopes of a playoff berth ended, and the Ravens finished with a 7-9 record. Three Ravens players traveled to Hawaii for the Pro Bowl, including T Jonathan Ogden, LB Peter Boulware and first-timer TE Todd Heap.

2003

JAN./FEB. - Ozzie Newsome was named the NFL's first minority general manager. The executive VP and GM promoted three members of his staff: Phil Savage, player personnel director; George Kokinis, pro personnel director; Eric DeCosta, college scouting director. Former Bears Hall of Fame LB Mike Singletary launched his coaching career when he was hired by the Ravens as the team's LBs coach. Art Modell entered his 43rd (and final) year in the NFL as a franchise owner.

5/6 - Ravens Stadium was re-named M&T Bank Stadium in a press conference held at the stadium. The 15-year, \$75 million agreement included naming rights, as well as, jointly administered community-based programs. The then-147-year-old M&T Bank was headquartered in Buffalo, NY.

9/2 - The average age of the Ravens was only 25.8 years at roster cutdown. Baltimore had 11 first- and second-year players on the roster; seven rookies and 11 second-year veterans. The average years of experience was just four. The Ravens were the third-youngest team in the NFL (Cleveland, 24.8 and Chicago, 25.3).

9/14 - Baltimore rolled over the Cleveland Browns, 33-13, at M&T Bank Stadium. In that home opener, RB Jamal Lewis broke a then-NFL record with 295 yards rushing on 30 carries and 2 TDs. In the game at Cleveland (12/21), Lewis rushed for 205 yards, setting the NFL mark for rushing yards in a season versus the same team – 500 yards.

12/18 - A team-record eight players were voted to the Pro Bowl (most in NFL, tied with the Chiefs): LB Ray Lewis, S Ed Reed, LB Peter Boulware, T Jonathan Ogden, TE Todd Heap, RB Jamal Lewis, CB Chris McAlister and LB/Special Teamer Adalius Thomas.

12/26 - Art Modell was inducted into the Ring of Honor at M&T Bank Stadium in the final game of the season, a 13-10 OT win over Pittsburgh. Baltimore finished 10-6, winning its first-ever AFC North Division title.

12/31 - Jamal Lewis and Ray Lewis were named *The Associated Press* NFL Offensive and Defensive Players of the Year, respectively, while LB Terrell Suggs was named *AP* NFL Defensive Rookie of the Year.

2004

1/3 - The Ravens lost, 20-17, to the Titans in the AFC Wild Card game at M&T Bank Stadium on Gary Anderson's game-winning kick (46-yard FG), with 29 seconds remaining.

2/4 - Jim Fassel, former head coach of the NY Giants, was named senior consultant/offense for the Baltimore Ravens. It marked the first time two Super Bowl head coaches (Brian Billick the other) were on the same team.

4/9 - The NFL approved Ravens new owner Steve Bisciotti's purchase of the club.



The NFL approved Ravens new owner Steve Bisciotti's purchase of the club in April of 2004.

4/13 - The Ravens and McDaniel College extended their partnership six years to keep training camp in Westminster through 2010. The deal includes installation of Sportex Momentum Turf on the college's main athletic field with both parties sharing costs.

10/4 - Former Ravens Pro Bowler DE Michael McCrary, who retired in 2002, was inducted into the Smyth Jewelers Ring of Honor at halftime of the Ravens' Monday Night ABC contest vs. KC. The Chiefs won, 27-24.

10/15 - Ravens moved into their new 200,000-sq.ft. training facility in Owings Mills, MD during the bye week. The new state-of-the-art headquarters is home to over 200 Ravens employees.

12/22 - Five Ravens were named to the Pro Bowl: T Jonathan Ogden (eighth), LB Ray Lewis (seventh), S Ed Reed (second), CB Chris McAlister (second) and LB Terrell Suggs (first).

2005

1/2 - Finishing the 2004 season with a 9-7 record, the Ravens fell one game short of the playoffs. Baltimore produced a 6-2 mark at M&T Bank Stadium and a 3-5 record on the road. Injuries caused regular starters to miss 53 games, including the entire season for Pro Bowl LB Peter Boulware. Other Pro Bowlers who missed considerable time included: TE Todd

RAVENS HISTORY

Heap (10), RB Jamal Lewis (four), LT Jonathan Ogden (four), and CB Deion Sanders (seven). C Mike Flynn missed the first seven games.

1/7 - S Ed Reed was named the 2004 NFL Defensive Player of the Year by the *Associated Press*, becoming the second Raven in as many years to win the award. LB Ray Lewis won the award twice (2000, 2003).

1/12 - Jim Fassel and Rex Ryan (1/20) were promoted to offensive and defensive coordinators, respectively. Clarence Brooks (formerly with Miami) replaced Rex Ryan as D-line coach. Chris Foerster (former Miami offensive coordinator) was named offensive line/assistant head coach. Rick Neuheisel was named QBs coach. Fassel's son, John, was hired as an offensive assistant.

2006

1/1 - Baltimore finished 2005 with a disappointing 6-10 record, going 6-2 at home and netting zero wins on the road. The 67 games lost to injured starters were third most in the NFL, with 10 games to Ray Lewis (thigh), six to Ed Reed (ankle) and seven to Kyle Boller (toe). Season highlights included two national games, a 48-3 win over Green Bay (12/19) and a 30-23 win against Minnesota (12/25) on Christmas night that knocked the Vikings out of the playoffs. One of the victories was a 16-13 OT win over the eventual Super Bowl Champion Steelers. T Jonathan Ogden was selected to his ninth-straight Pro Bowl appearance.

6/8 - Three-time Pro Bowler and 2003 co-MVP QB Steve McNair joined the Ravens in a trade with Tennessee in exchange for a 2007 Baltimore draft pick. McNair would go on to start at QB for the Ravens in 2006, and he became just the third player in NFL history to throw for 30,000 career passing yards and 3,500 rushing yards. He joined Hall of Famers Fran Tarkenton and Steve Young in that group.

9/10 - Baltimore shut out Tampa Bay (27-0) in the opener at Raymond James Stadium and posted a second shutout versus Pittsburgh (also 27-0) on Nov. 26.

10/16 - Head coach Brian Billick took over coordinating the offense after the Ravens lost two in a row, falling to 4-2. Baltimore won five-straight games and four out of the last five contests on the season.

11/5 - Former LB Peter Boulware, who retired in 2006, was inducted into the Smyth Jewelers Ring of Honor at M&T Bank Stadium in an emotional halftime ceremony. In addition to family and former teammates, he was joined by Steve Bisciotti and Art Modell. Peter's younger brother Michael, a Seahawks' safety, spoke in personal terms to his brother in a pre-recorded message that was shown on the RavensVision video boards. Boulware, genuinely moved, spoke to the crowd of 69,143 Ravens fans. Baltimore defeated Cincinnati, 26-20, and carried a 6-2 record into the second half of the season.

12/22 - Three Ravens were named as starters in the Pro

Bowl: T Jonathan Ogden, LB Adalius Thomas and S Ed Reed. CB Chris McAlister and LB Terrell Suggs received Pro Bowl nods as reserves. LB Ray Lewis and QB Steve McNair were named as backups, but were replaced [because of injuries] with LB Bart Scott and the Titans' QB Vince Young, respectively.



In 2006, Baltimore swept the Steelers, 27-0 (M&T Bank Stadium) and 31-7 at Heinz Field, for a 58-7 point differential. LB Bart Scott posted 1.5 sacks of QB Ben Roethlisberger.

12/24 - For the first time in Ravens history, Baltimore swept AFC North rival Pittsburgh at Heinz Field, 31-7, after posting an earlier shutout on Nov. 26, 27-0, at M&T Bank Stadium. The Ravens' defense dominated Pittsburgh in both games, sacking QB Ben Roethlisberger 14 times and intercepting him four.

12/31 - The Ravens finished 13-3, earning the AFC North Division title and a bye week prior to the AFC Divisional Playoffs. The Ravens' No. 1-ranked defense was elite: first in points allowed (201, including just 64 [9.1 per game] in the final seven games – 26 teams allowed 300 or more points for the season); first in total defense (264.1 ypg); first in red zone (33.3% TDs allowed); fewest third downs converted (28.8%) and fewest first downs permitted (236); first in turnover margin (+17) and second in takeaways (40 to Chicago's 44); first in INTs (28, including five for TDs); and second in sacks (60 to San Diego's 61). The offense led the NFL in time of possession (32:49) and sack ratio (+43); the 17 sacks allowed was a franchise record and second in the NFL to Indy's 15.

2007

1/13 - In a Divisional Playoff game that provided great angst for Baltimore's loyal fans, the Ravens were on the wrong side of a 15-6 decision vs. Indianapolis. Not a single TD was scored in this kicking contest between Baltimore's Matt Stover and the Colts' Adam Vinatieri.

1/17 - Head coach Brian Billick signed a new four-year contract with the Ravens. Defensive coordinator Rex Ryan

RAVENS HISTORY

signed a new two-year deal with the team.

12/18 - T Jonathan Ogden was named to his 11th-straight Pro Bowl, along with LB Ray Lewis (ninth), S Ed Reed (fourth) and RB Willis McGahee (first).

12/31 - Prompted by a dismal 5-11 season in 2007, Ravens owner Steve Bisciotti, president Dick Cass and GM Ozzie Newsome held a press conference announcing the decision to relieve head coach Brian Billick and his staff of their coaching duties. Despite an injury report that would have paralyzed most teams, the Ravens never quit. In 2007, the number of games missed by starters was 77, up from just 24 in 2006. By the final gun, the Ravens had started three different QBs, including rookie Troy Smith. Baltimore had 12 rookies and one first-year player on the roster, which (13) was the third-most in the NFL to close the year. Baltimore started six different rookies, tying four teams for second most in the NFL. Smith posted only one win versus the AFC North, a 27-21 nailbiter vs. Pittsburgh on 12/30.

2008

1/19 - Steve Bisciotti hired his first head coach – and just the third in Ravens history – John Harbaugh – former special teams/defensive backs coach for the Philadelphia Eagles under Andy Reid. Harbaugh's special teams ranked in the Top 10 of special teams rankings every year from 2000-06, including two first-place finishes. From 2000-06, no team had a higher overall ranking (attribution: *The Dallas Morning News*). Harbaugh was originally hired by Ray Rhodes in 1997 and was then retained by Reid.



John Harbaugh became the third head coach in franchise history in 2008.

1/23 - Cam Cameron, head coach of the Dolphins in 2007, was hired to be the Ravens' new offensive coordinator by John Harbaugh.

1/28 - Rex Ryan was retained as defensive coordinator and also named the team's assistant head coach by John Harbaugh.

4/17 - QB Steve McNair retired from football after a 13-year NFL career.

6/12 - T Jonathan Ogden retired after a 12-year NFL career.

9/7 - John Harbaugh won his first game as an NFL head coach with a 17-10 victory over Cincinnati in Week 1 at M&T Bank Stadium. A pair of rookie players started the game on offense: QB Joe Flacco and RB Ray Rice.

9/14 - The Ravens' bye week was unexpectedly moved to Week 2 after Hurricane Ike ravaged Texas' Gulf Coast area and forced the postponement of Baltimore's game at Houston until Week 10. Due to this schedule change, Baltimore would play 18-consecutive games, including three in the playoffs, before the season concluded.

10/26 - Longtime Ravens T Jonathan Ogden was inducted into the Ravens' Symth Jewelers Ring of Honor just four months after his retirement from football.

12/20 - In the last NFL game to ever be played at the Cowboys' historic Texas Stadium, the Ravens defeated Dallas, 33-24, with FB Le'Ron McClain recording the longest run in Texas Stadium history with a career-long 82-yard TD scamper.

12/28 - With a Wild Card playoff spot on the line, Baltimore closed out the regular season with a 9-2 record to earn a No. 6 seed in the postseason. The Ravens beat Jacksonville in the season finale, 27-7, to earn their fifth-ever postseason appearance. After starting the year 2-3, the Ravens rallied to end the regular season with an 11-5 record to earn second place in the AFC North and a Wild Card Playoff berth. The 11 regular season wins set an NFL record for the most by a rookie QB (Joe Flacco) and a first-year head coach (John Harbaugh) tandem. Including the playoffs, Harbaugh and Flacco ended 2008 with 13 wins, a new NFL rookie standard.

2009

1/4 - In the 27-9 Wild Card win at Miami, the Ravens' 4 INTs off Dolphins QB Chad Pennington (who threw only 7 during the regular season) tied for the most in team playoff history. S Ed Reed stole two from Pennington, returning the first pick 64 yards for a TD.

1/10 - The Ravens defeated the top-seeded Tennessee Titans at LP Field, 13-10, getting Joe Flacco his second playoff win – the most for a rookie QB in NFL history. A last-minute, 43-yard field goal by K Matt Stover gave Baltimore the win.

1/18 - In the AFC Championship, Baltimore suffered a narrow 23-14 loss to the Pittsburgh Steelers at Heinz Field in a hard-hitting defensive battle, ending the Ravens' playoff run. John Harbaugh solidified himself as one of 12 first-year head coaches in the Super Bowl era to lead his team to the conference championship game.

The Ravens finished the season No. 2 in the NFL with 19 players on IR, the most in team history. According to Rick Gosselin of *The Dallas Morning News*, Baltimore lost 64 games by starters.

Baltimore's defense concluded the 2008 season ranked No. 2 in the NFL. In addition to not allowing a 100-yard rusher for the second-straight season (an NFL-best 35 games dating

RAVENS HISTORY

back to 2006), it set three team records: opponent QB rating (60.6), rushing TDs allowed (four) and rushing first downs allowed (58). A league-high 9 INTs by S Ed Reed contributed to the team's NFL top-ranked status for INTs with 26.

1/21 - Rex Ryan, Baltimore's defensive coordinator from 2005-08 and a member of the coaching staff since 1999, was hired by the New York Jets as their head coach.

1/26 - Having served as LBs coach in 2008, Greg Mattison was named the Ravens' new defensive coordinator. Also, special teams coordinator Jerry Rosburg earned the title of assistant head coach.

2/8 - The Baltimore coaching staff led the AFC squad in the Pro Bowl. Five Ravens were voted into the All-Star game for the 2008 season, including ST Brendon Ayanbadejo (third), LB Ray Lewis (10th), FB Le'Ron McClain (first), S Ed Reed (fifth) and LB Terrell Suggs (third).

2010

1/3 - To cap the 2009 regular season, the Ravens produced their sixth playoff team of the decade (2000-09), which ranked third best (tied with Pittsburgh) in the AFC behind Indianapolis (9) and New England (7).

With a 21-13 win at Oakland (1/3), John Harbaugh and Joe Flacco, who set the NFL record for most wins ever (13, including playoffs) by a rookie head coach starting a rookie QB in 2008, achieved the league mark for earning the playoffs in their first two seasons by such a tandem.

Harbaugh also became the 10th coach since 1990 to reach the playoffs in his first two seasons as a head coach, while Flacco became the fourth starting QB since the 1970 merger to reach the playoffs in his first two NFL seasons.

The Ravens' defense finished third in the NFL in total yards (300.5) and third in points allowed (16.3). It was the seventh-consecutive season Baltimore's defense finished in the NFL's top six.

For the first time in team history, Baltimore had a 3,000-yard passer (Joe Flacco - 3,613), a 1,000-yard rusher (Ray Rice - 1,339) and a 1,000-yard receiver (Derrick Mason - 1,028) in the same season.

1/10 - In the Wild Card game at New England, Baltimore beat the Patriots, 33-14, serving the team its first home playoff defeat since 1978. Baltimore snapped New England's 11-game home playoff winning streak and halted QB Tom Brady's 23-game overall winning streak at home.

The Ravens forced QB Tom Brady into four turnovers (3 INTs and a fumble), finishing the game with a +2 ratio. Baltimore scored 20 points off its four turnovers on the day.

Baltimore scored 33 points against the Patriots, the second most in Ravens playoff history (34 vs. NYG in Super Bowl XXXV). Twenty-four of the Ravens' points came in the first quarter, tying for the second-most points in the opening quarter of any playoff game in NFL history.



RB Ray Rice bolted for an 83-yard TD run on the first play from scrimmage in the Ravens' Wild Card win over New England during the 2009 playoffs.

Ray Rice ran for a playoff franchise-record 159 yards and 2 TDs on 22 carries (7.2 avg.), spurring the Ravens' 234-yard rushing output (most in team playoff history).

1/16 - Baltimore fell at Indianapolis in the Divisional game, 20-3. The Ravens held the Colts to 275 net yards (including just 42 rushing), but Baltimore's four turnovers proved too costly.

1/31 - The NFL held its annual Pro Bowl in South Florida, an honor five Ravens earned: LB Ray Lewis (11th), FB Le'Ron McClain (second), DT Haloti Ngata (first), S Ed Reed (sixth) and RB Ray Rice (first).

2011

1/2 - To finish the 2010 season, Baltimore tied Pittsburgh for the best record in the division at 12-4, but lost the AFC North on the division-record tiebreaker (5-1 to 4-2). Baltimore, Indianapolis (an NFL record nine in a row) and Philadelphia became the only teams to make the playoffs from 2008-10.

The 2010 campaign also marked the first time the Ravens ever earned the postseason three years in a row.

This was the third year in a row – the best run in team history – that the Ravens finished third in the NFL in fewest points allowed (16.9 ppg). S Ed Reed missed the first six games of the season rehabbing a hip injury, and despite that, still led the NFL with 8 INTs and 183 INT return yards.

Joe Flacco became the third starting QB since the 1970 merger to make the playoffs in his first three seasons, joining Dan Marino and Bernie Kosar. Flacco set a Ravens' season mark with his 93.6 QB rating and established career highs with 3,622 yards and 25 TDs. RB Ray Rice posted 1,776 yards from scrimmage, third most in the NFL, while WR Derrick Mason became the third player in NFL annals to post 11 consecutive seasons with at least 60 catches (Jerry Rice and Tony Gonzalez).

1/9 - In the Wild Card game at Kansas City, the Ravens prevailed 30-7, becoming the only NFL team to win at least one playoff game in each of the last three seasons (2008-10). Harbaugh also became the first head coach in NFL history to

RAVENS HISTORY

win a playoff game in each of his first three seasons (2008-10).

In the victory, the Ravens set then-franchise playoff single-game records for the following offensive marks: total net yards (390), first downs (26) and passing yards (248). Baltimore's stingy defense allowed just 161.0 yards of total offense. The Chiefs recorded just 53 net passing yards, which set a Ravens' postseason record.

Flacco set Ravens playoff game records (since broken) with 25 completions, 265 yards passing and 2 TDs (on 34 attempts), also producing a franchise postseason-record 115.4 QB rating. He earned his fourth-career playoff win and tied Dan Marino for the most combined victories (36) by a QB in his first three seasons.

1/15 - After holding a 21-7 halftime lead, the Ravens fell at Pittsburgh in the Divisional Playoff, 31-24. OLB Terrell Suggs (10) became the Ravens' career postseason sacks leader with his 3-sack performance, and Baltimore's 6 total sacks on the night also set a team playoff record.

1/30 - Played in Hawaii to honor the NFL's 2010 Pro Bowlers, five Ravens earned All-Star honors: K Billy Cundiff (first), LB Ray Lewis (12th), DT Haloti Ngata (second), S Ed Reed (seventh) and OLB Terrell Suggs (fourth).

1/19 - Becoming the team's fifth defensive coordinator, Chuck Pagano was promoted from secondary coach after Greg Mattison left to coach at the University of Michigan.

2/14 - Harbaugh and the Ravens agreed to a contract extension (with terms undisclosed).

3/4 - The NFL's Collective Bargaining Agreement between the clubs and NFL Players Association, which was signed in March of 2006, expired.

3/11 - The NFL Players Association decertified, declaring itself out of the business of representing players. In exchange for giving up rights under union labor law, the players were able to take their chances in court under antitrust law.

3/12 - NFL owners lock out the players – creating the NFL's first work stoppage since 1987.

7/25 - Following an offseason that contained no minicamps, OTAs or workout programs due to the lockout, the NFL Players Association and the league's owners reached an agreement in principle on their 10-year labor deal, creating a new CBA. After a 31-0 vote by the owners to approve the deal on July 21 (the Oakland Raiders abstained), the NFLPA would later ratify the CBA on Aug. 5.

9/11 - Marking the 10th Anniversary of the Sept. 11, 2001 terrorist attacks, the Ravens honored all military and those whose lives have been lost in the home opener against Pittsburgh. Baltimore prevails, 35-7, in a contest that sees the Ravens force a franchise-record 7 take-aways.

11/20 - K Matt Stover, the franchise's all-time leading scorer, was inducted into the team's Ring of Honor during halftime of the Ravens' 31-24 win over Cincinnati.

12/24 - With a 20-14 win over Cleveland, the Ravens went undefeated at M&T Bank Stadium, matching the Packers and Saints as the only teams to go undefeated at home in 2011. Following the victory, head coach John Harbaugh dedicated the "game ball" to the team's fans for their remarkable support during the undefeated home campaign, which marked a franchise first.

2012

1/1 - After a 24-16 victory at Cincinnati, the Ravens became the only NFL team to earn the playoffs the past four seasons (2008-11), also winning the AFC North by sweeping the division for the first time in franchise history.

The Ravens, producing a second-straight 12-4 campaign, went 6-0 against playoff teams during the regular season, matching Green Bay as the only clubs to go undefeated in division play and against other postseason qualifiers.

QB Joe Flacco, who has started every game under head coach John Harbaugh, produced his 44th regular season win as a starter, marking the most ever by an NFL QB in his initial four seasons (2008-11).


The Ravens, who finished No. 3 in the league in fewest points permitted (16.6 ppg) for the fourth-straight year, tied an NFL record for consecutive seasons of being in the Top 3 for points allowed. Overall, Baltimore's "D" ranked third in both yards allowed (288.9 ypg) and sacks (48).

Despite playing eight games against defenses ranked in the NFL's Top 8, the Ravens were 12th in scoring (23.6 ppg), seventh in third-down offense (42.4%) and 10th in rushing (124.8 ypg). RB Ray Rice produced a career-high and NFL-best 2,068 yards from scrimmage, ranking second in the league in rushing. Rice also set a team mark with 15 total TDs and was second in the NFL among RBs with a team-high 76 catches (704 receiving yards). Flacco produced his third-consecutive 3,500-yard/20-TD season and was 13 yards shy of his career high with 3,610 passing yards (3,622). WR Torrey Smith was third among NFL rookies with 841 receiving yards (50 catches); his receptions and yards, plus 7 TDs, set new Ravens first-year standards.

1/15 - Baltimore earned a 20-13 Divisional Round victory over Houston at home, helping John Harbaugh become the first head coach in NFL history (since the 1970 merger) to win a playoff game in each of his first four seasons (2008-11). The Ravens forced 4 turnovers against the Texans, and for the first time in team history (regular season or playoffs), Baltimore did not commit a single penalty.

1/22 - The Ravens' Super Bowl hopes came to a devastating end in New England with a 23-20 loss in the AFC Championship game. It came down to Baltimore's final drive in the fourth quarter, when the Ravens had a chance to win or tie the game. But, a QB Joe Flacco-to-WR Lee Evans pass fell incomplete, and K Billy Cundiff's last-second 32-yard FG attempt sailed wide left, sealing the victory for New England.

RAVENS HISTORY



OLB Terrell Suggs was named the 2011 AP NFL Defensive Player of the Year.

1/27 - Dean Pees was named the Ravens' new defensive coordinator after Chuck Pagano left to become head coach of the Indianapolis Colts.

1/29 - Played in Hawaii to honor the NFL's 2011 Pro Bowlers, eight Ravens earned All-Star honors: LB Ray Lewis (13th), S Ed Reed (eighth), OLB Terrell Suggs (fifth), DT Haloti Ngata (third), FB Vonta Leach (second), RB Ray Rice (second), G Ben Grubbs (first) and G Marshal Yanda (first).

2/4 - OLB Terrell Suggs was named the 2011 *Associated Press* Defensive Player of the Year. It marked the fourth time in 12 seasons that a Raven has earned the prestigious honor: Suggs (2011), S Ed Reed (2004) and LB Ray Lewis (2003 & 2000). Additionally, C Matt Birk was named the 2011 NFL Walter Payton Man of the Year. The award recognizes a player's off-the-field community service as well as his playing excellence.

6/8 - The Ravens and Under Armour, whose global headquarters are located downtown Baltimore, joined forces in a wide-ranging collaboration that features multiple community-focused initiatives. The 10-year agreement included naming rights for the team's practice facility in Owings Mills, which was renamed the Under Armour Performance Center.

9/6 - Art Modell, whose remarkable 43-year NFL career made him a regular finalist for the Pro Football Hall of Fame, died of natural causes at Johns Hopkins Hospital at the age of 87. As owner of both the Cleveland Browns (1961-1995) and the Baltimore Ravens (1996-2003), Modell directed teams that produced 28 winning seasons, 28 playoff games, two NFL Championships (1964 and 2000), three other appearances in NFL title contests (1965, '68 and '69), and four visits (1986, '87, '89 and 2000) to AFC championships.

9/27 - RB Jamal Lewis, the Ravens' all-time leading rusher, was inducted into the team's Ring of Honor during halftime of the Ravens' 23-16 win over Cleveland on Thursday night.

12/26 - For their 2012 season efforts, six Ravens earned Pro Bowl honors: S Ed Reed (ninth), DT Haloti Ngata (fourth), FB

Vonta Leach (third), RB Ray Rice (third), G Marshal Yanda (second) and RS Jacoby Jones (first).

12/30 - The 2012 Ravens finished with a 10-6 record en route to earning their fifth-straight playoff berth and second-consecutive AFC North title. Under head coach John Harbaugh, Baltimore became the only NFL team to make the playoffs in each of the past five seasons (2008-12). The Ravens, who earned the playoffs in six of the past seven seasons, seized the franchise's fourth-ever division title with a 4-2 mark in AFC North play and an 8-4 conference record.

The Ravens set a single-season franchise record by scoring 398 points, averaging the NFL's 10th-most per game (24.9). Baltimore scored a team-record 254 points at home, producing the NFL's fourth-best home average of 31.8 ppg. Baltimore also surrendered just 16 give-aways, setting a franchise single-season record low.

The Ravens' special teams units were spectacular. In addition to posting a league-best (tied, Darius Reynaud) 3 kick return TDs (108- & 105-yard KORs and 63-yard PR), RS Jacoby Jones led the NFL in KOR average (30.7). Rookie K Justin Tucker made 30 of 33 FGAs (90.9%), producing the second-best success rate in Ravens single-season history and also the second-best mark by a rookie kicker in NFL history.

Harbaugh became just the third coach in NFL history (since 1970 merger) to guide his team to the postseason in each of his first five seasons (2008-12), joining Bill Cowher and Chuck Knox. "Harbs" also became the only head coach in NFL history to win a playoff game in each of his first four and five seasons.

2013

1/2 - LB Ray Lewis announced that he would retire at the end of the Ravens' playoff run, closing one of the greatest careers in NFL history. "I talked to my team today," Lewis said. "I talked to them about life in general. And everything that starts has an end. For me, today, I told my team that this will be my last ride."

1/6 - Before a sellout M&T Bank Stadium crowd that celebrated and saluted LB Ray Lewis in his final home game, the Ravens held the Colts without a touchdown, winning



For the final time in his legendary career, LB Ray Lewis performed his famous intro dance at M&T Bank Stadium in the 2012 Wild Card win vs. the Colts.

RAVENS HISTORY

24-9 in the 2012 Wild Card Playoff. Lewis, in his 17th and final season, finished with 13 tackles and 1 PD in his first game since tearing his triceps on Oct. 14.

1/12 - In what became the fourth-longest game in NFL history, the Ravens outlasted the Broncos, 38-35, in double overtime of the 2012 Divisional Playoff at Denver, producing a thrilling victory that will go down as one of the greatest wins in franchise history. Rookie K Justin Tucker's 47-yard field goal in the second overtime period sent Baltimore into the AFC Championship for the second-straight season. The Ravens tied the contest at 35 with :31 remaining in regulation on a remarkable QB Joe Flacco-to-WR Jacoby Jones 70-yard TD bomb, spurring the incredible comeback.

1/20 - The Ravens earned a trip to their second Super Bowl in franchise history, defeating the No. 2-seeded Patriots, 28-13, in the AFC Championship at New England. The Ravens' defense shut out the NFL's No. 1-ranked and highest-scoring offense in the second half, and QB Joe Flacco threw 3 TDs in leading Baltimore to victory.

2/1 - In a ceremony held in New Orleans two days before Super Bowl XLVII, Jonathan Ogden, an 11-time Pro Bowler and the Ravens' first-ever draft pick (fourth overall in 1996), was announced as a 2013 Pro Football Hall of Fame inductee.

2/3 - After taking an early 28-6 lead, the Baltimore Ravens needed a goal-line stand to clinch their second World Championship title, defeating the San Francisco 49ers, 34-31, in Super Bowl XLVII in New Orleans, LA. The Ravens' defense delivered the critical stand late in the fourth quarter, overcoming a furious second-half comeback and a 34-minute power outage. For the first time in any of the four major pro sports, two head-coaching brothers (John and Jim Harbaugh) faced each other in a championship game.

With a 3-TD performance vs. the 49ers, QB Joe Flacco threw 11 TD passes in the postseason, tying the NFL single-postseason record shared by Joe Montana (1989) and Kurt Warner (2008). Flacco and Montana did not throw an INT



WR/RS Jacoby Jones posted a 108-yard KOR-TD to open the second half of Super Bowl XLVII. Jones also added a 56-yard TD catch during the game, helping set a Super Bowl single-game record for most combined yards (290).



QB Joe Flacco was named Super Bowl XLVII MVP in the Ravens' 34-31 win. during those respective postseasons. Flacco finished the game 22-of-33 for 287 yards to produce a 124.2 rating.

In 2012, Flacco also became the first starting QB in NFL history (since 1970 merger) to make the playoffs in each of his first five seasons. Also winning at least one playoff game in each of those postseasons, he compiled nine playoff victories, which tie (Tom Brady) for the most among QBs in the first five seasons of a career.

The Ravens produced one of the most electrifying postseasons in NFL history. Averaging 410.3 yards of offense (134.8 rush & 275.5 pass), Baltimore scored 31.0 points per game while allowing just 22.0. WR Anquan Boldin recorded 22 catches for 380 yards and 4 TDs, while WR Jacoby Jones posted a 29.4 receiving average (5 for 147), catching TDs of 70 and 56 yards. (Jones also had a 108-yard KOR-TD in the Super Bowl.)

The Ravens' defense registered 10 take-aways (6 INTs and 4 FRs), helping produce a +6 overall turnover differential during their playoff run. The unit also posted 9 sacks in four playoff games, including 4.5 by OLB Paul Kruger.

2/5 - Baltimore celebrated the Ravens' Super Bowl XLVII Championship, as thousands of fans lined the streets of Charm City and completely filled M&T Bank Stadium for a celebration. Fans also gathered at City Hall and cheered when the Ravens arrived to kick off the parade route with the franchise's second Lombardi Trophy.

6/5 - As guests of President Barack Obama, the Ravens visited The White House and were honored for winning Super Bowl XLVII. Said the President: "Now, I imagine there were times last year when these players were the only ones who knew that they'd make it here to show off this trophy. Because, during the year, they lost player after player to injury; they dropped four of their last five regular season games. In the playoffs, they trailed Denver by a touchdown with 70 yards and less than a minute to go. ... And then, in the Super Bowl, just when it looked like they had the momentum, the lights went out for a half hour. ... But these Ravens always pulled through."

HALL OF FAME: JONATHAN OGDEN



BALTIMORE
RAVENS

75 JONATHAN OGDEN

TACKLE HT: 6-9 WT: 345

COLLEGE: UCLA

EXP. (NFL/RAVENS): 12/12

DRAFTED: 1996, Fourth Overall: Ravens First-Ever Draft Choice

BORN: 7/31/74, Washington, D.C.

GP/GS (PLAYOFFS): 177/176 (8/8)

HALL OF FAME: 2013

PRO BOWLS: 11

CAREER SNAPSHOT

Jonathan Ogden, an 11-time Pro Bowler and the Ravens' first-ever draft choice (fourth overall in 1996), ranks third in all-time games played by a Raven (177) and is second in games started (176). Only four offensive linemen in NFL history (Bruce Matthews - 14, Randall McDaniel - 12, Jim Otto - 12 and Will Shields - 12) have earned more Pro Bowl honors.

- Pro Football Hall of Fame Inductee (2013)
- Baltimore's first-ever draft pick (fourth overall) in 1996 NFL Draft
- 11-time Pro Bowler (1997-2007, 11-consecutive seasons)
- 10-time All-Pro (1996-2004, 2006)
- Super Bowl XXXV Champion (2000)
- Helped Jamal Lewis set a franchise record with 2,066 rushing yards in 2003, the third-most single-season rushing yards in NFL history. It included the second-highest single-game rushing total in NFL history (295 yards) against Cleveland (9/14/03)
- Ranks third in all-time games played by a Raven (177) and is second in games started (176)
- Anchored an offensive line that allowed a franchise-low 17 sacks in 2006, the second-fewest (Ind. - 15) in the NFL that season

YEAR-BY-YEAR GLANCE

2007: Named to his 11th-consecutive Pro Bowl, playing in 11 games (10 starts)...He missed five games due to a toe injury suffered in 2006...Helped protect Ravens QBs, allowing them to complete a franchise-record 341 passes (61.2%) for 3,308 yards and helped allow the Ravens to rush for 1,797 yards and 11 TDs.

2006: Named to his 10th-consecutive Pro Bowl as a starter...Earned *Sports Illustrated* All-Pro, *AP* second-team All-Pro and *NFL.com* All-Pro honors...Started 14 games, missing the final two with a toe injury in 2006...Anchored a line that allowed a franchise-record-low 17 sacks, the second-fewest (Ind. - 15) in the NFL, and helped Ravens QBs post the third-highest completion percentage (62.6%) in franchise history...Also helped the Ravens rush for 1,637 yards and 11 TDs.

2005: Named to his ninth-consecutive Pro Bowl...Started all 16 games at LT and helped protect Ravens QBs, allowing them to complete 59.6% of their passes...Also helped the Ravens rush for 1,605 yards, averaging 3.6 yards per carry.

2004: Voted to his eighth-consecutive Pro Bowl and was also named

first-team All-Pro by *Football Digest*, second-team All-Pro by the *AP*, and All-Conference by the Pro Football Writers Association... Helped the Ravens rush for 2,063 yards...Along with the rest of the O-line, helped RB Jamal Lewis (who missed four games) eclipse the 1,000-yard rushing mark...Started 12 games...Missed the first game of the season at Cleveland and three others in midseason (at Phi., vs. Cle., at NYJ), with a hamstring injury.

2003: Earned his seventh-consecutive Pro Bowl...Also earned *AP* first-team All-Pro for the fourth time, *Sports Illustrated* All-Pro, *Pro Football Weekly* All-AFC, All-NFL, *Football Digest* first-team All-Pro and *The Sporting News* All-Pro honors...Started all 16 regular season games and one postseason contest and helped RB Jamal Lewis set a franchise record with 2,066 rushing yards, the third-most single-season rushing yards in NFL history (Eric Dickerson - 2,105 in 1984 and Adrian Peterson - 2,097 in 2012).

2002: Named to his sixth-consecutive Pro Bowl and garnered NFL Alumni Offensive Lineman of the Year honors...One of only three Ravens offensive players (TE Todd Heap and G Bennie Anderson) to start all 16 games.

2001: Was selected to start in his fifth-consecutive Pro Bowl and earned second-team All-Pro honors, when he started all 16 games.

2000: First-team *AP* All-Pro...Pro Bowl starter for the fourth-straight season...Also earned first-team All-Pro from *Sports Illustrated*, *The Sporting News*, *Football Digest*, *USA Today* and *Pro Football Weekly*...Started 15 games in the regular season and four playoff games, en route to the Ravens' Super Bowl XXXV Championship.

1999: Started every game at LT, earning his third-consecutive Pro Bowl start...Also named second-team All-Pro by *AP* and earned *Football Digest* first-team All-Pro and *Pro Football Weekly* All-AFC accolades.

1998: Pro Bowl starter for second-consecutive season...*AP* second-team All-Pro...Missed the final three games with an ankle injury.

1997: Selected to start in his first-career Pro Bowl at LT...Earned All-Pro honors from *Sports Illustrated*, *The Sporting News*, *Pro Football Weekly*, *College & Pro Football Weekly* and *Football Digest*...Started 16 games at LT.

1996: Capped tremendous rookie season with All-Pro selections by *Sports Illustrated* and *The Dallas Morning News* while playing his only season at LG...Consensus All-Rookie choice...Named to *USA Today's* All-Rookie team...Permitted 1 sack all season and 3 penalties (1 of those on special teams)...Started all 16 games.

RAVENS LEGEND: RAY LEWIS



BALTIMORE
RAVENS

52 RAY LEWIS

LINEBACKER HT: 6-1 WT: 245

COLLEGE: Miami (FL)

BORN: 5/15/75, Lakeland, FL

EXP. (NFL/RAVENS): 17/17

GP/GS (PLAYOFFS): 228/227 (21/21)

DRAFTED: 1996, 26th Overall: Ravens Second-Ever Draft Choice

PRO BOWLS: 13

CAREER SNAPSHOT

Ray Lewis, a 13-time Pro Bowler and the Ravens' second-ever draft choice (26th overall in 1996), helped guide the Ravens to two Super Bowl titles during his career, capturing the Lombardi Trophy in 2000 and 2012. Following the 2012 campaign, Lewis, who will be forever known as the greatest linebacker of his generation and one of the best defensive players in NFL history, retired after 17 seasons. Here is a brief look at his storied professional career:

- In 2000, led a defense that established a 16-game single-season record for fewest points allowed (165), and fewest rushing yards allowed (970), recorded 4 shutouts (1 shy of the post-1970 merger record), and finished first league-wide in six key defensive categories
- Was the second player in NFL history to win both NFL Defensive Player of the Year and Super Bowl MVP awards (2000)...DT Harvey Martin of Dallas won Defensive Player of the Year in 1977 and was co-MVP of Super Bowl XXII with DT Randy White
- Is the only player in NFL history with at least 40 career sacks and 30 career INTs (41.5 sacks and 31 INTs)
- Posted a franchise-record 2,643 career tackles, including a single-season team-best 225 stops in 2003
- Led the Ravens in tackles in 14 of his 17 seasons, registering at least 150 stops 11 times
- Has returned 3 of his 31 INTs for TDs
- Had a team-record and career-high 25 tackles at NYG (9/14/97)
- Posted seven career 20-tackle games
- Is second only to Jack Ham (53) in take-aways by a LB in NFL history with 50 total (31 INTs and 19 FRs)

PERENNIAL PRO BOWLER

LB Ray Lewis was invited to 13 Pro Bowls during his career, tying Hall of Famer Reggie White for the most by a defender in NFL history. Lewis played in 12 Pro Bowls, missing the 2006 Hawaiian classic due to a hand injury. Here are the defenders who have earned the most Pro Bowls during their careers.

MOST PRO BOWL INVITATIONS / DEFENSIVE PLAYERS (NFL History)

Rk.	Player	Pro Bowl Invites
1.	LB Ray Lewis	13
	DL Reggie White	13
2.	CB Champ Bailey	12
	LB Junior Seau	12

CAREER HONORS

- Invited to 13 Pro Bowls (1997-2001, 2003-04 and 2006-11)...Did not play in 2006 game due to a hand injury
- Two-time NFL Defensive Player of the Year (2000 and 2003) – just the sixth player in NFL history to win multiple times (Lawrence Taylor – three times; Joe Greene, Mike Singletary, Bruce Smith and Reggie White – two times each)
- Super Bowl XXXV MVP (2000)
- Named to the NFL All-Decade (2000s) team, chosen every 10 years by the Pro Football Hall of Fame Selection Committee
- AFC Defensive Player of the Week (Week 3, 2011; Week 10, 2008; Week 1, 2006; Week 17, 2003; Week 4, 2002; Week 15, 2001; Week 9, 1997; Week 1, 1996)
- AFC Defensive Player of the Month (November, 2003)
- *Associated Press* first-team All-Pro (1999-2001, 2003-04, 2008-09)
- *Associated Press* second-team All-Pro (1997-98, 2010)
- *College & Pro Football Weekly* first-team All-Pro (1997, 2000-01)
- *College & Pro Football Weekly* second-team All-Pro (1999, 2004)
- *Football Digest* Defensive Player of the Year (2003)
- *Football Digest* All-Pro (1999, 2000-01, 2003)
- *Football Digest* second-team All-Pro (2004)
- *Football Digest* second-team All-NFL (1997)
- *Football News* All-Pro (2000-01)
- KC 101 Defensive Player of the Year (2000-01, 2003)
- NFL Alumni Linebacker of the Year (1999, 2003)
- PFW/PFWA first-team All-NFL (2000, 2003, 2008)
- PFW/PFWA first-team All-AFC (1999, 2000, 2003, 2008)
- PFW/PFWA and *Football Digest* Defensive MVP (2003)
- *Pro Football Weekly* All-Pro (1999-2001 and 2003-04)
- *Pro Football Weekly* Defensive Player of the Week (1997)
- *USA Today* First-team All-Pro (1998-2000)
- *USA Today* All-Rookie Team (1996)
- *Sporting News* All-Pro (1998-2001, 2003-04)
- *Sports Illustrated* All-Pro (1997-2001, 2003-04, 2009-10)
- John Mackey Award (1997), AFC's best LB, as voted by peers
- NFLPA Linebacker of the Year (1997)
- Walter Payton Man of the Year Finalist (2003)
- NFL's Most Dominant Player, voted by league coaches through CBS Sports (2003)

RAVENS LEGEND: RAY LEWIS

RAY LEWIS CAREER STATISTICS

REGULAR SEASON

Year	Team	GP	GS	TACKLES			SACKS		INTERCEPTIONS					FUMBLES		
				TT	Solo	Asst.	No.	Yards	No.	Yards	LG	TD	PD	FF	FR	Yards
1996	Baltimore	14	13	*142	*104	38	2.5	8.5	1	0	0	0	6	0	0	0
1997	Baltimore	16	16	**210	**163	47	4.0	27.0	1	18	18	0	9	1	1	0
1998	Baltimore	14	14	*154	*119	35	3.0	14.0	2	25	26	0	10	1	0	0
1999	Baltimore	16	16	**198	**131	67	3.5	20.5	3	97	60	0	8	1	0	0
2000	Baltimore	16	16	*187	*120	67	3.0	33.0	2	1	1	0	7	0	3	0
2001	Baltimore	16	16	**196	**130	66	3.5	26.0	3	115	64	0	10	1	1	0
2002	Baltimore	5	5	85	57	28	0.0	0.0	2	4	4	0	2	1	1	0
2003	Baltimore	16	16	#**225	**160	65	1.5	11.0	6	99	37	1	13	2	2	1
2004	Baltimore	15	15	**200	**122	78	1.0	9.0	0	0	0	0	3	1	2	0
2005	Baltimore	6	6	77	47	30	1.0	1.0	1	0	0	0	3	0	1	0
2006	Baltimore	14	14	*164	*106	58	5.0	36.5	2	27	27	0	9	1	1	0
2007	Baltimore	14	14	*184	*108	76	2.0	7.0	2	35	35t	1	10	2	1	0
2008	Baltimore	16	16	*160	*84	76	3.5	32.5	3	43	29	0	12	1	2	0
2009	Baltimore	16	16	*164	*100	64	3.0	16.0	0	9	9	0	6	3	1	0
2010	Baltimore	16	16	*145	*103	42	2.0	8.0	2	26	24t	1	4	2	3	0
2011	Baltimore	12	12	*95	*72	23	2.0	16.0	1	4	4	0	7	2	0	0
2012	Baltimore	6	6	57	44	13	1.0	0.0	0	0	0	0	1	1	1	0
Totals		228	227	2,643	1,770	873	41.5	266.0	31	503	64	3	120	20	20	1

*LED TEAM; **LED TEAM AND NFL
#FRANCHISE SINGLE-SEASON RECORD

CAREER SINGLE-GAME HIGHS (REGULAR SEASON)

Total Tackles: 25 (9/14/97 at NYG)	Solo Tackles: 18 (9/14/97 at NYG)
Sacks: 2 (11/26/00 vs. Cle.)	INTs: 2 3 times (last: 11/9/08 at Hou.)
Forced Fumbles: 1 20 times (last: 9/16/12 at Phi.)	Fumble Recoveries: 2 (12/28/08 vs. Jax.)
Passes Defensed: 3 6 times (last: 10/14/07 vs. STL)	

POSTSEASON

Year	Team	GP	GS	TACKLES			SACKS		INTERCEPTIONS					FUMBLES		
				TT	Solo	Asst.	No.	Yards	No.	Yards	LG	TD	PD	FF	FR	Yards
2000	Baltimore	4	4	44	28	16	0.0	0.0	2	54	50t	1	7	0	1	0
2001	Baltimore	2	2	17	10	7	0.0	0.0	0	0	0	0	0	2	0	0
2003	Baltimore	1	1	18	12	6	0.0	0.0	0	0	0	0	0	0	0	0
2006	Baltimore	1	1	23	13	10	0.0	0.0	0	0	0	0	3	0	0	0
2008	Baltimore	3	3	29	23	6	0.0	0.0	0	0	0	0	1	2	0	0
2009	Baltimore	2	2	21	10	11	1.0	7.0	0	0	0	0	1	0	0	0
2010	Baltimore	2	2	13	9	4	1.0	10.0	0	0	0	0	0	1	0	0
2011	Baltimore	2	2	20	12	8	0.0	0.0	0	0	0	0	1	0	0	0
2012	Baltimore	4	4	51	29	22	0.0	0.0	0	0	0	0	1	0	0	0
Totals		21	21	236	146	90	2.0	17.0	2	54	50t	1	14	5	1	0

RAVENS RECORDS

RAVENS CAREER DEFENSIVE RECORDS (All-Time History)

TACKLES
1. Ray Lewis (1996-2012) 2,643
2. Kelly Gregg (2001-10) 721
3. Terrell Suggs (2003-12) 682
4. Ed Reed (2002-12) 661
5. Jamie Sharper (1997-2001) 522

INTERCEPTIONS
1. Ed Reed (2002-12) 61
2. Ray Lewis (1996-2012) 31
3. Chris McAlister (1999-2008) 26

FUMBLES RECOVERED
1. Ray Lewis (1996-2012) 20
2. Terrell Suggs (2003-12) 11
3. Ed Reed (2002-12) 10

ELITE NFL CLUBS

MOST CAREER TAKE-AWAYS BY A LINEBACKER (Since 1970 Merger)

Rk.	Player	Take-Aways	INTs	FRs
1.	Jack Ham	53	32	21
2.	Ray Lewis	50	31	19*
3.	Stan White	48	34	14

*Has 20-career overall FRs, but 1 came after teammate Jamie Sharper fumbled an INT that Lewis would then recover; thus, Lewis has 19 FR take-aways.

Impressively, LB Ray Lewis is the only player in NFL history to record at least 40 sacks and 30 INTs in a career.

NFL PLAYERS W/ 30+ SACKS & 25+ INTS (Since 1970 Merger)

Player	Games	Sacks	INTs
Ray Lewis (1996-2012)	228	41.5	31
Rodney Harrison (1994-2008)	186	30.5	34
William Thomas (1991-2001)	172	37.0	27

ALL-TIME TRADES / ATTENDANCE

RAVENS ALL-TIME TRADES

MARCH 12, 1996

Traded 1997 fourth-round pick to Seattle for G Jeff Blackshear.

FEBRUARY 14, 1997

Traded T Tony Jones to Denver for Broncos 1997 second-round pick (S Kim Herring).

AUGUST 24, 1997

Traded their 1998 seventh-round pick to Pittsburgh for OL Bernard Dafney.

AUGUST 24, 1997

Traded 1999 seventh-round pick to Philadelphia for G Ben Caval.

FEBRUARY 14, 1998

Traded 1998 third- and fourth-round picks to Indianapolis for QB Jim Harbaugh and Colts 1998 fourth-round pick.

FEBRUARY 18, 1998

Traded 1999 third-round pick to Tampa Bay for RB Errict Rhett.

MARCH 22, 1999

Traded 1999 third-round pick and conditional 2000 fifth-round pick to Detroit for QB Scott Mitchell.

MARCH 30, 1999

Traded 1999 sixth-round pick to New England for TE Lovett Purnell.

APRIL 17, 1999

Traded 1999 fifth-round pick and 2000 seventh-round pick to St. Louis for QB Tony Banks.

MARCH 16, 2004

In a three-team trade, the Ravens sent a second-round pick to the 49ers in exchange for WR Terrell Owens (3/3), then reached a settlement prior to arbitration when Baltimore acquired a fifth-round compensatory pick from

Philadelphia, re-acquired the original second round pick, and the Eagles acquired Owens.

APRIL 25, 2004

Traded fourth-round pick to Jacksonville for WR Kevin Johnson.

JUNE 8, 2006

Traded 2007 fourth-round draft pick (128th overall) to Tennessee for QB Steve McNair.

JUNE 19, 2006

Traded 2007 conditional draft pick to Indianapolis for S Gerome Sapp.

MARCH 9, 2007

Traded three draft picks (third and seventh in 2007; third in 2008) to Buffalo for RB Willis McGahee, who signed a six-year deal with the Ravens.

APRIL 27, 2008

Traded 2008 fourth-round draft pick (125th overall) to Oakland for CB Fabian Washington.

MARCH 5, 2010

Traded 2010 third- and fourth-round draft picks to Arizona for WR Anquan Boldin and a 2010 fifth-round draft choice.

SEPTEMBER 1, 2010

Traded 2011 conditional draft pick to Seattle for CB Josh Wilson. (Trade yielded a fifth-round choice for the Seahawks.)

AUGUST 12, 2011

Traded a 2012 draft pick (fourth-round) to Buffalo for WR Lee Evans.

March 11, 2013

Traded WR Anquan Boldin to San Francisco for a 2013 sixth-round draft choice.

ATTENDANCE RESULTS

Year	Home Attend.	Home Average	Road Attend.	Road Average	Preseason Attend.	Playoffs Attend.	Total Attend.	Average
1996	471,665	58,958	434,075	54,259	217,533	—	1,123,273	56,163
1997	475,236	59,404	465,680	58,210	189,179	—	1,130,095	56,505
1998	549,531	68,691	434,548	54,318	228,568	—	1,212,647	60,632
1999	547,127	68,391	458,844	57,356	214,734	—	1,220,705	61,035
2000	551,695	68,961	510,678	63,834	281,125	272,870	1,616,368	67,349
2001	554,991	69,374	508,251	63,531	209,222	136,227	1,408,691	67,080
2002	554,724	69,341	519,740	64,925	270,117	—	1,344,581	67,229
2003	556,634	69,579	450,295	56,287	275,416	69,452	1,351,797	64,371
2004	558,594	69,824	564,694	70,586	281,567	—	1,404,855	70,243
2005	563,076	70,385	533,939	66,742	251,796	—	1,348,811	67,441
2006	566,547	70,818	558,640	69,830	264,087	71,162	1,460,436	69,545
2007	569,226	71,153	542,974	67,872	273,271	—	1,385,471	69,274
2008	570,152	71,269	545,313	68,164	270,352	208,733	1,594,550	69,328
2009	568,660	71,083	505,417	63,177	278,713	136,291	1,489,081	67,686
2010	569,817	71,227	553,619	69,202	256,642	137,069	1,517,147	68,961
2011	569,792	71,224	514,110	64,264	277,681	140,303	1,501,886	68,268
2012	570,229	71,279	539,175	67,397	262,889	287,891	1,660,184	69,174
Total	9,367,696	68,880	8,639,992	63,529	4,302,892	1,414,998	23,725,578	65,904
# of Games	136	—	136	—	67*	21	360	


*8/13/01 @ Philadelphia cancelled: field conditions; 8/25/07 @ Washington terminated: severe weather

RAVENS ALL-TIME AP HONORS

ASSOCIATED PRESS PLAYERS OF THE YEAR




**LB Peter Boulware – 1997
Defensive Rookie of the Year**




**LB Ray Lewis – 2000 & 2003
Defensive Player of the Year**



**RB Jamal Lewis – 2003
Offensive Player of the Year**



**S Ed Reed – 2004
Defensive Player of the Year**



LB Terrell Suggs – 2003 Def. Rookie of the Year & 2011 Def. Player of the Year

ASSOCIATED PRESS ALL-PRO HONOREES

Year	Player	Team	Year	Player	Team	Year	Player	Team
1997	T Jonathan Ogden	First	2003	LB Ray Lewis	First	2008	LB Terrell Suggs	Second
1998	RS Jermaine Lewis	First	2003	CB Chris McAlister	First	2009	LB Ray Lewis	First
1998	LB Ray Lewis	Second	2003	T Jonathan Ogden	First	2009	FB Le’Ron McClain	Second
1998	T Jonathan Ogden	Second	2003	S Ed Reed	Second	2009	DT Haloti Ngata	Second
1999	LB Peter Boulware	Second	2004	LB Ray Lewis	First	2009	S Ed Reed	Second
1999	LB Ray Lewis	First	2004	CB Chris McAlister	Second	2009	RB Ray Rice	Second
1999	T Jonathan Ogden	Second	2004	T Jonathan Ogden	Second	2010	K Billy Cundiff	First
2000	DT Sam Adams	Second	2004	S Ed Reed	First	2010	LB Ray Lewis	Second
2000	DE Rob Burnett	Second	2006	FB Ovie Mughelli	Second	2010	DT Haloti Ngata	First
2000	LB Ray Lewis	First	2006	T Jonathan Ogden	Second	2010	S Ed Reed	First
2000	T Jonathan Ogden	First	2006	S Ed Reed	First	2011	FB Vonta Leach	First
2000	K Matt Stover	First	2006	LB Bart Scott	Second	2011	DT Haloti Ngata	First
2000	S Rod Woodson	Second	2006	K Matt Stover	Second	2011	S Ed Reed	Second
2001	RS Jermaine Lewis	Second	2006	LB Adalius Thomas	First	2011	RB Ray Rice	Second
2001	LB Ray Lewis	First	2007	S Ed Reed	First	2011	LB Terrell Suggs	First
2001	T Jonathan Ogden	Second	2008	LB Ray Lewis	First	2011	G Marshal Yanda	Second
2002	T Jonathan Ogden	First	2008	FB Le’Ron McClain	First	2012	RS Jacoby Jones	First
2003	TE Todd Heap	Second	2008	DT Haloti Ngata	Second	2012	FB Vonta Leach	First
2003	RB Jamal Lewis	First	2008	S Ed Reed	First	2012	DT Haloti Ngata	Second
						2012	G Marshal Yanda	Second

RAVENS ALL-TIME HONORS

PLAYERS OF THE MONTH

Year	Month	Player	Honor	Year	Month	Player	Honor
1998	Sept.	PR Jermaine Lewis	Special Teams	2006	Sept.	LB Bart Scott	Defense
2000	Sept.	DE Rob Burnett	Defense	2006	Sept.	K Matt Stover	Special Teams
2000	Nov.	K Matt Stover	Special Teams	2008	Dec.	S Ed Reed	Defense
2000	Dec.	KR/PR Jermaine Lewis	Special Teams	2010	Nov.	LB Terrell Suggs	Defense
2003	Nov.	LB Ray Lewis	Defense	2010	Dec.	S Ed Reed	Defense
2003	Dec.	RB Jamal Lewis	Offense	2011	Dec.	LB Terrell Suggs	Defense
2004	Oct.	KR/PR B.J. Sams	Special Teams	2012	Nov.	RS Jacoby Jones	Special Teams
2004	Nov.	S Ed Reed	Defense				

ROOKIES OF THE MONTH

Year	Month	Player	Honor	Year	Month	Player	Honor
1997	Sept.	LB Peter Boulware	Defense	2008	Nov.	QB Joe Flacco	Offense
2000	Nov.	RB Jamal Lewis	Offense	2009	Dec./Jan.	T Michael Oher	Offense
2003	Sept.	LB Terrell Suggs	Defense				

PLAYERS OF THE WEEK

Year	Week	Player	Honor	Year	Week	Player	Honor
1996	1	LB Ray Lewis	Defense	2004	9	S Ed Reed	Defense
1996	5	RB Earnest Byner	Offense	2004	10	QB/P Kordell Stewart	Special Teams
1996	9	QB Vinny Testaverde	Offense	2004	14	QB Kyle Boller	Offense
1996	14	WR Derrick Alexander	Offense	2005	11	K Matt Stover	Special Teams
1997	9	LB Ray Lewis	Defense	2005	13	OLB Terrell Suggs	Defense
1997	15	WR/RS Jermaine Lewis	Special Teams	2006	1	LB Ray Lewis	Defense
1998	2	CB Rod Woodson	Defense	2006	10	DE Trevor Pryce	Special Teams
1998	4	RB Priest Holmes	Offense	2006	11	RS B.J. Sams	Special Teams
1998	4	KR Jermaine Lewis	Special Teams	2006	17	CB Chris McAlister	Defense
1998	10	DE Michael McCrary	Defense	2007	3	WR/RS Yamon Figurs	Special Teams
1999	3	LB Peter Boulware	Defense	2007	6	K Matt Stover	Special Teams
1999	11	K Matt Stover	Special Teams	2008	7	OLB Terrell Suggs	Defense
1999	13	DE Michael McCrary	Defense	2008	9	QB Joe Flacco	Offense
1999	14	WR Qadry Ismail	Offense	2008	10	LB Ray Lewis	Defense
1999	16	K Matt Stover	Special Teams	2008	12	S Ed Reed	Defense
2000	1	DE Rob Burnett	Defense	2008	14	S Ed Reed	Defense
2000	2	QB Tony Banks	Offense	2008	16	P Sam Koch	Special Teams
2000	5	S Rod Woodson	Defense	2009	3	LB Brendon Ayanbadejo	Defense
2000	6	K Matt Stover	Special Teams	2009	15	CB Domonique Foxworth	Defense
2000	16	LB Jamie Sharper	Defense	2009	17	RB Willis McGahee	Offense
2000	17	WR/RS Jermaine Lewis	Special Teams	2010	3	WR Anquan Boldin	Offense
2001	3	S Corey Harris	Defense	2010	9	DT Haloti Ngata	Defense
2001	8	K Matt Stover	Special Teams	2010	14	WR/RS David Reed	Special Teams
2001	12	DE Adalius Thomas	Defense	2010	15	RB Ray Rice	Offense
2001	15	LB Ray Lewis	Defense	2010	16	S Ed Reed	Defense
2001	17	LB Peter Boulware	Defense	2011	1	OLB Terrell Suggs	Defense
2002	4	LB Ray Lewis	Defense	2011	3	LB Ray Lewis	Defense
2002	4	CB Chris McAlister	Special Teams	2011	4	LB Jarret Johnson	Defense
2002	10	WR/RS Lamont Brightful	Special Teams	2011	11	WR Torrey Smith	Offense
2002	12	LB Ed Hartwell	Defense	2011	12	OLB Terrell Suggs	Defense
2002	13	S Chad Williams	Defense	2011	13	RB Ray Rice	Offense
2003	2	RB Jamal Lewis	Offense	2011	14	OLB Terrell Suggs	Defense
2003	6	S Ed Reed	Special Teams	2011	17	RB Ray Rice	Offense
2003	12	QB Anthony Wright	Offense	2012	1	QB Joe Flacco	Offense
2003	16	RB Jamal Lewis	Offense	2012	6	RS Jacoby Jones	Special Teams
2003	17	LB Ray Lewis	Defense	2012	16	RB Ray Rice	Offense
2004	7	CB Deion Sanders	Defense				

RAVENS ALL-TIME PRO BOWLERS

1996

QB Vinny Testaverde
S Eric Turner

1997

LB Ray Lewis
T Jonathan Ogden

1998

LB Peter Boulware
RS Jermaine Lewis
LB Ray Lewis
DE Michael McCrary
T Jonathan Ogden
ST Bennie Thompson

1999

LB Peter Boulware
LB Ray Lewis
DE Michael McCrary
T Jonathan Ogden
S Rod Woodson

2000

DT Sam Adams
LB Ray Lewis
T Jonathan Ogden
K Matt Stover
S Rod Woodson

2001

DT Sam Adams
RS Jermaine Lewis
LB Ray Lewis
T Jonathan Ogden
TE Shannon Sharpe
S Rod Woodson

2002

T Jonathan Ogden
LB Peter Boulware
TE Todd Heap

2003 (tied KC for most in NFL)

LB Peter Boulware
TE Todd Heap
RB Jamal Lewis
LB Ray Lewis
CB Chris McAlister
T Jonathan Ogden
S Ed Reed
ST Adalius Thomas

2004

T Jonathan Ogden
LB Ray Lewis
CB Chris McAlister
S Ed Reed
LB Terrell Suggs

2005

T Jonathan Ogden

2006

T Jonathan Ogden*
LB Ray Lewis*
CB Chris McAlister
QB Steve McNair*
S Ed Reed
LB Bart Scott
LB Terrell Suggs
LB Adalius Thomas

* Ogden (toe) went to the Pro Bowl but did not play; Scott went instead of Lewis (hand); QB Vince Young (Ten.) went in lieu of McNair.

2007

T Jonathan Ogden
LB Ray Lewis
RB Willis McGahee
S Ed Reed

2008

ST Brendon Ayanbadejo
LB Ray Lewis
FB Le'Ron McClain
S Ed Reed
LB Terrell Suggs

2009

LB Ray Lewis
FB Le'Ron McClain
DT Haloti Ngata
S Ed Reed*
RB Ray Rice

* Reed (injured hip/ankle) did not play.

2010

K Billy Cundiff
LB Ray Lewis
DT Haloti Ngata
S Ed Reed*
OLB Terrell Suggs

* Reed (death in family) did not play.

2011

G Ben Grubbs
FB Vonta Leach
LB Ray Lewis
DT Haloti Ngata
S Ed Reed*
RB Ray Rice*
OLB Terrell Suggs*
G Marshal Yanda

* Reed (injury), Rice (family matter) and Suggs (injury) did not play.

2012

RS Jacoby Jones
FB Vonta Leach
DT Haloti Ngata
S Ed Reed
RB Ray Rice
G Marshal Yanda



LB Ray Lewis: 13 Pro Bowls



DT Haloti Ngata: 4 Pro Bowls



G Marshal Yanda: 2 Pro Bowls

RAVENS ALL-TIME ROSTER

12	Abney, Derek (WR/RS)	Kentucky, 2004	56	Bynes, Josh (LB)	Auburn, 2011-12
95	Adams, Sam (DT)	Texas A&M, 2000-01	25	Byrdsong, Shawn (DB)	Mississippi State, 2002
43	Adams, Vashone (S)	Eastern Michigan, 1996	56	Caldwell, Mike (LB)	Middle Tennessee St., 1996
82	Alexander, Derrick (WR)	Michigan, 1996-97	25	Carr, Chris (CB/RS)	Boise State, 2009-11
35	Allen, Anthony (RB)	Georgia Tech, 2011-12	22	Carter, Dale (DB)	Tennessee, 2004-05
29	Allen, Terry (RB)	Clemson, 2001	10	Case, Stoney (QB)	New Mexico, 1999
38	Ali, Charles (FB)	Arkansas-Pine Bluff, 2009	65	Cavil, Ben (OL)	Oklahoma, 1997-98
66	Anderson, Bennie (OL)	Tennessee State, 2001-04	65	Caylor, Drew (OL)	Stanford, 2005
14	Anderson, Derek (QB)	Oregon State, 2005	92	Chase, Martin (DT)	Oklahoma, 1998-99
38	Anderson, Mike (RB)	Utah, 2006-07	65	Chester, Chris (G/C)	Oklahoma, 2006-10
79	Anderson, Willie (T)	Auburn, 2008	55	Clark, Sedric (LB)	Tulsa, 1996
88	Armour, Justin (WR)	Stanford, 1999	89	Clayton, Mark (WR)	Oklahoma, 2005-09
70	Arvie, Herman (OL)	Grambling, 1996	81	Coates, Ben (TE)	Livingstone, 2000
74	Atkins, James (OL)	SW Louisiana, 1997-99	53	Cody, Dan (LB/DE)	Oklahoma, 2005-07
51	Ayanbadejo, Brendon (LB)	UCLA, 2008-12	62	Cody, Terrence (DT)	Alabama, 2010-12
30	Ayanbadejo, Obafemi (FB)	San Diego St., 1999-2001	63	Collins, Mike (G)	Wake Forest, 2002
35	Bailey, Robert (DB)	Miami (FL), 2000	49	Collins, Ryan (TE)	St. Thomas (MN), 1999
86	Bajema, Billy (TE)	Oklahoma State, 2012	37	Considine, Sean (S)	Iowa, 2012
23	Baldwin, Randy (RB)	Mississippi, 1996	72	Cook, Damion (T)	Bethune-Cookman, 2002-04
12	Banks, Tony (QB)	Michigan State, 1999-2000	26	Cook, Emanuel (S)	South Carolina, 2011-12
94	Bannan, Justin (DT)	Colorado, 2006-09	15	Copper, Terrance (WR)	East Carolina, 2008
80	Bannister, Alex (WR)	Eastern Kentucky, 2006	23	Cotton, Kenyon (FB)	SW Louisiana, 1997-98
50	Barnes, Antwan (LB)	Florida International, 2007-09	64	Cousins, Oniel (G/T)	UTEP, 2008-10
28	Baxter, Gary (DB)	Baylor, 2001-04	46	Cox, Morgan (LS)	Tennessee, 2010-12
12	Beck, John (QB)	BYU, 2009	51	Croel, Mike (LB)	Nebraska, 1996
76	Bernstein, Alex (OL)	Amherst, 1997	7	Cundiff, Billy (K)	Drake, 2009-11
28	Berry, Damien (RB)	Miami (FL), 2011-12	1	Cunningham, Randall (QB)	UNLV, 2001
77	Birk, Matt (C)	Harvard, 2009-12	80	Curtis, Tony (TE)	Portland State, 2009
89	Bishop, Harold (TE)	LSU, 1996	72	Dafney, Bernard (OL)	Tennessee, 1997
69	Blackshear, Jeff (G)	NE Louisiana, 1996-99	91	Dalton, Lionel (DT)	Eastern Michigan, 1998-2001
11	Blake, Jeff (QB)	East Carolina, 2002	30	Daniel, Eugene (CB)	Louisiana State, 1997
74	Bobo, Orlando (OL)	NW Louisiana, 2000-01	53	Daniels, Dexter (LB)	Florida, 1996
81	Boldin, Anquan (WR)	Florida State, 2010-12	30	Daniels, P.J. (RB)	Georgia Tech, 2006-08
7	Boller, Kyle (QB)	California, 2003-08	81	Darling, Devard (WR)	Washington St., 2004-07
70	Bolling, Nate (DT)	Wake Forest, 2003	56	Davis, Anthony (LB)	Utah, 2000
36	Booth, Isaac (DB)	California, 1996	86	Davis, Billy (WR)	Pittsburgh, 1999-2000
67	Boren, Justin (G/C)	Ohio State, 2011	85	DeLong, Greg (HB)	North Carolina, 1999
58	Boulware, Peter (LB)	Florida State, 1997-2005	47	Demps, Will (S)	San Diego St., 2002-05
2	Bouman, Todd (QB)	St. Cloud State, 2008	60	DeVries, Jed (OL)	Utah State, 1996
24	Brady, Donny (DB)	Wisconsin, 1996-98	84	Dickson, Ed (TE)	Oregon, 2010-12
22	Brew, Dorian (CB)	Kansas, 1996-97	8	Dilfer, Trent (QB)	Fresno State, 2000
57	Brigance, O.J. (LB)	Rice, 2000	87	Dinkins, Darnell (TE)	Pittsburgh, 2004-05
45	Brightful, Lamont (RS)	E. Washington, 2002-03	96	Divens, Lamar (DT)	Tennessee State, 2008-10
16	Britton, Eddie (WR)	Central State (OH), 1997	17	Doss, Tandon (WR)	Indiana, 2011-12
44	Brookins, Jason (RB)	Lane College, 2000-01	94	Douglas, Marques (DL)	Howard, 1999, 2001-04, 2008
77	Brooks, Ethan (T)	Williams College, 2002-04	36	Dowden, Corey (DB)	Grambling, 1996
23	Brown, Chykie (CB)	Texas, 2011-12	80	Drew, Davon (TE)	East Carolina, 2009-11
51	Brown, Cornell (LB)	VA Tech, 1997-2000, 2002-04	40	Edison, Pedro (TE)	E. Tennessee State, 2000
18	Brown, Curtis (WR)	Alabama, 1996	93	Edwards, Dwan (DE)	Oregon State, 2004-09
60	Brown, Jason (G/C)	North Carolina, 2005-08	59	Ellerbe, Dannell (LB)	Georgia, 2009-12
38	Brown, Omar (S)	Marshall, 2012	8	Elling, Aaron (K)	Wyoming, 2005
78	Brown, Orlando (T)	S. Carolina St., 1996-98, 2003-05	72	Ellison, Atiyyah (DT)	Missouri, 2006
47	Brown, Ricky (LB)	Boston College, 2012	61	Elmore, John (OL)	Texas, 1997
10	Bulger, Mark (QB)	West Virginia, 2010	85	Ethridge, Ray (WR)	Pasadena City, 1996-97
54	Burgess, Prescott (LB)	Michigan, 2007-11	29	Evans, Charles (FB)	Clark U. (Atl.), 1999-2000
90	Burnett, Rob (DE)	Syracuse, 1996-2001	83	Evans, Lee (WR)	Wisconsin, 2011
85	Burrough, Jonathan (TE)	New Mexico, 2001	61	Everitt, Steve (C)	Michigan, 1996
38	Butler, Robb (DB)	Robert Morris, 2005	16	Figurs, Yamon (WR/RS)	Kansas St., 2007-08
21	Byner, Earnest (RB)	East Carolina, 1996-97	8	Finnerty, Cullen (QB)	Grand Valley St., 2007

RAVENS ALL-TIME ROSTER

98	Fitch, Zarnell (DT)	TCU, 2007	70	Houser, Kevin (LS)	Ohio State, 2010
37	Fitzhugh, Keith (S)	Mississippi State, 2009	84	Houshmandzadeh, T.J. (WR)	Oregon State, 2010
5	Flacco, Joe (QB)	Delaware, 2008-12	66	Hudson, John (LS)	Auburn, 2000
62	Flynn, Mike (C)	Maine, 1997-2007	33	Hughley, Delvin (CB)	Jacksonville St., 2001
71	Folau, Spencer (T)	Idaho, 1996-2000	23	Hunter, Dameron (RB)	Utah, 2002
78	Footman, Dan (DL)	Florida State, 1996	23	Hunter, Earnest (RB)	SE Oklahoma, 1996
91	Fortune, Elliott (DL)	Georgia Tech, 1996	84	Hunter, Javin (WR)	Notre Dame, 2002-03
24	Foxworth, Domonique (CB)	Maryland, 2009-11	80	Hymes, Randy (WR)	Grambling St., 2002-05
91	Franklin, Aubrayo (DT)	Tennessee, 2003-06	32	lhedigbo, James (S)	Massachusetts, 2012
97	Frase, Paul (DE)	Syracuse, 1998	64	Isaia, Sale (G)	UCLA, 1996-98
94	Frederick, Mike (DL)	Virginia, 1996-98	87	Ismail, Qadry (WR)	Syracuse, 1999-2001
26	Fuller, Corey (CB/S)	Florida State, 2003-04	35	Ivy, Corey (CB)	Oklahoma, 2006-09
71	Gaither, Jared (T)	Maryland, 2007-10	50	Jackson, Brad (LB)	Cincinnati, 1998-2001
35	Gardner, Carwell (FB)	Louisville, 1996	25	Jackson, Asa (CB/RS)	Cal Poly, 2012
32	Gash, Sam (FB)	Penn State, 2000-02	25	Jenkins, DeRon (DB)	Tennessee, 1996-99
44	Gaston, Willie (CB)	Houston, 2007	6	Jenkins, J.R. (K)	Marshall, 2002
40	Gerard, K.J. (S)	Northern Arizona, 2009	55	Johnson, J.R. (LB)	Syracuse, 2002
61	Gibson, Gary (DT)	Rutgers, 2005	95	Johnson, Jarret (LB/DE)	Alabama, 2003-11
73	Goad, Tim (DT)	North Carolina, 1996	85	Johnson, Kevin (WR)	Syracuse, 2004
62	Goeas, Leo (OL)	Hawaii, 1997	81	Jackson, Michael (WR)	Southern Miss., 1996-98
50	Goganius, Keith (LB)	Penn State, 1996	39	Johnson, Chris (CB)	Louisville, 2012
56	Gooden, Tavares (LB)	Miami (FL), 2008-10	83	Johnson, Patrick (WR)	Oregon, 1998-2001, 2004-05
76	Gordon, Amon (DT)	Stanford, 2007	83	Johnson, Ron (WR)	Minnesota, 2002-03
36	Gorrer, Danny (DB)	Texas A&M, 2011	50	Johnson, Tim (LB)	Youngstown State, 2001, 06
66	Gradkowski, Gino (C)	Delaware, 2012	97	Jones, Arthur (DE)	Syracuse, 2010-12
24	Graham, Corey (CB)	New Hampshire, 2012	56	Jones, Edgar (LB/TE)	SE Missouri St., 2007-11
34	Graham, Jay (RB)	Tennessee, 1997-99	12	Jones, Jacoby (WR/RS)	Lane College, 2012
12	Graham, Shayne (K)	West Virginia, 2011	97	Jones, James (DL)	Northern Iowa, 1996-98
18	Grbac, Elvis (QB)	Michigan, 2001	88	Jones, John (TE)	Indiana (PA), 2000-03
86	Green, Eric (TE)	Liberty, 1996-98	31	Jones, Rondell (S)	North Carolina, 1997
95	Green, Howard (DT)	Louisiana State, 2002	82	Jones, Terry (TE)	Alabama, 2002-05
33	Green, Justin (FB)	Montana, 2005-07	66	Jones, Tony (T)	Western Carolina, 1996
54	Green, Roderick (LB)	Central Missouri St., 2004-05	70	Katula, Matt (LS)	Wisconsin, 2005-09
97	Gregg, Kelly (DT)	Oklahoma, 2000-10	96	Kemoeatu, Ma'ake (DT)	Utah, 2002-05, 2012
59	Greisen, Nick (LB)	Wisconsin, 2007-08	12	Kight, Danny (K)	Augusta State, 2001
66	Grubbs, Ben (G)	Auburn, 2007-11	88	Kinchen, Brian (TE)	Louisiana State, 1996-98
65	Gurode, Andre (G/C)	Colorado, 2011	94	Kindle, Sergio (OLB)	Texas, 2010-12
62	Hale, David (G/T)	Weber State, 2008-10	34	Knight, Tom (CB)	Iowa, 2002-03
58	Haley, Dennis (LB)	Virginia, 2005-06	4	Koch, Sam (P)	Nebraska, 2006-12
95	Hall, Bryan (DT)	Arkansas State, 2012	60	Kooistra, Scott (G/T)	North Carolina State, 2010
81	Hambrick, Kenyon (WR)	Alabama A&M, 2001	57	Kopp, Jeff (LB)	USC, 1998-99
54	Hamilton, Adrian (OLB)	Prairie View A&M, 2012	74	Kracalik, Mike (T)	San Diego State, 2006-08
22	Hamlin, Ken (S)	Arkansas, 2010	99	Kruger, Paul (OLB/DE)	Utah, 2009-12
4	Harbaugh, Jim (QB)	Michigan, 1998	47	Kuhn, Scott (TE)	Louisville, 2008
70	Harewood, Ramon (G/T)	Morehouse, 2010-12	37	Lake, Carnell (S)	UCLA, 2001
82	Harper, Justin (WR)	Virginia Tech, 2008-10	26	Landry, Dawan (S)	Georgia Tech, 2006-10
51	Harris, Bernardo (LB)	North Carolina, 2002-03	38	Langham, Antonio (DB)	Alabama, 1996-97
45	Harris, Corey (S)	Vanderbilt, 1998-2001	32	Lawrence, Matt (RB)	Massachusetts, 2009-11
67	Harrison, Chris (G)	Virginia, 1999	44	Leach, Vonta (FB)	East Carolina, 2011-12
48	Hartley, Frank (TE)	Illinois, 1996	82	LeBel, Harper (TE)	Colorado State, 1998
56	Hartwell, Edgerton (LB)	Western Illinois, 2001-04	36	Leonhard, Jim (S)	Wisconsin, 2008
6	Hauschka, Steve (K)	North Carolina St., 2008-09	41	Levine, Anthony (DB)	Tennessee State, 2012
86	Heap, Todd (TE)	Arizona State, 2001-10	79	LeVoi, Mark (OL)	Notre Dame, 2011
70	Hellestrae, Dale (LS)	Southern Methodist, 2001	31	Lewis, Jamal (RB)	Tennessee, 2000-06
67	Hernandez, Adam (OL)	Yale, 1998	84	Lewis, Jermaine (WR)	Maryland, 1996-2001
20	Herring, Kim (S)	Penn State, 1997-2000	52	Lewis, Ray (LB)	Miami (FL), 1996-2012
33	Hoard, Leroy (RB)	Michigan, 1996	61	Lindsay, Everett (OL)	Mississippi, 1999
33	Holmes, Priest (RB)	Texas, 1997-2000	5	Lloyd, Rhys (K)	Minnesota, 2007
15	Horse, Albert (WR)	Delaware State, 2001	50	Lopez, Nicholas (LB)	Texas Southern, 1997

RAVENS ALL-TIME ROSTER

35 Love, Clarence (DB) Toledo, 1999-2000	72 Osemele, Kelechi (G/T) Iowa State, 2012
6 Lucas, Ray (QB) Rutgers, 2003	6 Otis, Scott (QB) Glenville St. (WV), 1996
39 Luchey, Nick (FB) Miami (FL), 2006	72 Parker, J'Vonnie (DT) Rutgers, 2007
95 Lyle, Rick (DL) Missouri, 1996	91 Parker, Riddick (DE) North Carolina, 2002-03
29 Lyons, Lamar (DB) Washington, 1997	34 Parmele, Jalen (RB) Toledo, 2008-10
59 Maese, Joe (LS) New Mexico, 2001-04	30 Paschal, Marcus (S) Iowa, 2009
29 Martin, Derrick (CB) Wyoming, 2006-08	79 Pashos, Tony (T) Illinois, 2003-06
85 Mason, Derrick (WR) Michigan State, 2005-10	59 Payne, Rod (C) Michigan, 2000
72 Mattison, Bryan (DL/OL) Iowa, 2008-11	25 Perryman, Raymond (S) Northern Arizona, 2002
17 Maxwell, Marcus (WR) Oregon, 2008	53 Peters, Tyrell (LB) Oklahoma, 1997-99
58 McAdoo, Michael (OLB) North Carolina, 2011-12	24 Phillips, Anwar (CB) Penn State, 2008
21 McAlister, Chris (CB) Arizona, 1999-2008	58 Phillips, Jason (LB) TCU, 2009-11
98 McBean, Ryan (DT) Oklahoma State, 2012	81 Pierce, Aaron (TE) Washington, 1999
37 McCann, Bryan (CB) Southern Methodist, 2010-11	30 Pierce, Bernard (RB) Temple, 2012
53 McClain, Jameel (LB) Syracuse, 2008-12	88 Pitta, Dennis (TE) BYU, 2010-12
33 McClain, Le'Ron (FB) Alabama, 2007-10	24 Pittman, David (CB) Northwestern St., 2006-07
50 McClellan, Albert (LB) Marshall, 2011-12	98 Pleasant, Anthony (DE) Tennessee St., 1996
54 McCloud, Tyrus (LB) Louisville, 1997-98	43 Poindexter, Anthony (S) Virginia, 1999-2000
99 McCrary, Michael (DE) Wake Forest, 1997-2002	31 Pollard, Bernard (S) Purdue, 2011-12
58 McCune, Robert (LB) Louisville, 2007-08	50 Polley, Tommy (LB) Florida State, 2005
23 McGahee, Willis (RB) Miami (FL), 2007-10	24 Porter, Alvin (DB) Oklahoma St., 2001-02
38 McKie, Jason (FB) Temple, 2010	42 Potts, Roosevelt (FB) NE Louisiana, 1998
91 McKinney, Brandon (DT) Michigan State, 2008-11	76 Powell, Carl (DE) Louisville, 2000
78 McKinnie, Bryant (T) Miami (FL), 2011-12	59 Powell, Craig (LB) Ohio State, 1996
9 McNair, Steve (QB) Alcorn State, 2006-07	27 Prude, Ronnie (CB) Louisiana State, 2006-07
90 McPhee, Pernel (DE) Mississippi State, 2011-12	90 Pryce, Trevor (DE) Clemson, 2006-10
21 Metcalf, Eric (RB) Texas, 1996-98	80 Purnell, Lovett (TE) West Virginia, 1999
30 Miller, Prince (CB) Georgia, 2010	61 Rabach, Casey (C/G) Wisconsin, 2001-04
97 Missouri, Dwayne (DE) Northwestern, 2001	34 Rainey, Bobby (RB) Western Kentucky, 2012
42 Mitchell, Anthony (DB) Tuskegee, 1999-2002	93 Redding, Cory (DE) Texas, 2010-11
60 Mitchell, Jeff (C) Florida, 1997-2000	7 Redman, Chris (QB) Louisville, 2000-03
19 Mitchell, Scott (QB) Utah, 1999	33 Redmon, Tellis (RB) Minnesota, 2002
79 Moll, Tony (G/T) Nevada, 2009-10	16 Reed, David (WR/RS) Utah, 2010-12
9 Montgomery, Greg (P) Michigan State, 1996-97	20 Reed, Ed (S) Miami (FL), 2002-12
84 Moore, Clarence (WR) Northern Arizona, 2004-06	76 Reid, Jah (G/T) Central Florida, 2011-12
27 Moore, Stevon (S) Mississippi, 1996-99	77 Reitz, Joe (T) Western Michigan, 2008
33 Morris, Byron "Bam" (RB) Texas Tech, 1996-97	32 Rhett, Errict (RB) Florida, 1998-99
33 Morrow, Harold (FB) Auburn, 2003-04	39 Ricard, Alan (FB) NE Louisiana, 2000-05
27 Mouton, Cash (CB) Louisiana-Monroe, 2005	27 Rice, Ray (RB) Rutgers, 2008-12
34 Mughelli, Ovie (FB) Wake Forest, 2003-06	5 Richardson, Kyle (P) Arkansas State, 1998-2001
64 Mulitalo, Edwin (G) Arizona, 1999-2006	14 Richardson, Wally (QB) Penn State, 1997-98
16 Murphy, Nick (P) Arizona State, 2004	9 Richey, Wade (K) Louisiana State, 2003-04
43 Nakamura, Haruki (S) Cincinnati, 2008-11	69 Rimpf, Brian (G) East Carolina, 2004-06
11 Nash, Marcus (WR) Tennessee, 1999-2000	30 Robertson, Rob (FB) Northwestern St. (LA), 1998
42 Neal, Lorenzo (FB) Fresno State, 2008	61 Robinson, Kareem (DE) Tenn.-Chattanooga, 1998
63 Ndukwe, Ikechuku (G) Northwestern, 2006-07	87 Robinson, Marcus (WR) South Carolina, 2003
6 Nedney, Joe (K) San Jose St., 1999	69 Rodgers, Stefan (G/T) Lambuth, 2010
56 Nelson, Jim (LB) Penn State, 2005	83 Roe, James (WR) Norfolk State, 1996-98
67 Neujahr, Quentin (C) Kansas State, 1996-97	22 Rolle, Samari (CB) Florida State, 2005-09
92 Ngata, Haloti (DT) Oregon, 2006-12	40 Ross, Cory (RB) Nebraska, 2006-07
82 Nordin, Jake (TE) Northern Illinois, 2007	95 Salave'a, Joe (DT) Arizona, 2003
42 Norton, Zach (CB) Cincinnati, 2004-05	36 Sams, B.J. (DB/RS) McNeese St., 2004-07
95 Nugent, Dave (DE) Purdue, 2002	67 Sanders, Daniel (G/C) Colorado, 2010
89 Ofodile, A.J. (TE) Missouri, 1996-99	37 Sanders, Deion (CB) Florida State, 2004-05
87 Ogden, Jeff (WR) Eastern Washington, 1996-99	81 Sanders, Frank (WR) Auburn, 2003
75 Ogden, Jonathan (T) UCLA, 1996-2007	42 Sapp, Gerome (S) Notre Dame, 2003, 2006-07
25 Oglesby, Evan (CB) North Alabama, 2005-06, 2008	80 Savoy, Phil (WR) Colorado, 1998
74 Oher, Michael (T) Mississippi, 2009-12	57 Scott, Bart (LB) Southern Illinois, 2002-08
56 Olsavsky, Jerry (LB) Pittsburgh, 1998	72 Searcy, Leon (T) Miami (FL), 2001

RAVENS ALL-TIME ROSTER

93	Sears, Corey (DL)	Mississippi State, 1996	68	Vincent, Keydrick (G)	Mississippi, 2005-06
82	Sharpe, Shannon (TE)	Savannah State, 2000-01	44	Vinson, Tony (RB)	Towson, 1997-99
55	Sharper, Jamie (LB)	Virginia, 1997-2001	33	Waddell, Reggie (DB)	W. Illinois, 2001
87	Singleton, Nate (WR)	Grambling State, 1997	88	Wainwright, Frank (TE)	N. Colorado, 1999-2000
98	Siragusa, Tony (DT)	Pittsburgh, 1997-2001	41	Walker, Frank (CB)	Tuskegee, 2008-09
69	Slaughter, Chad (T)	Alcorn State, 2008	38	Walls, Raymond (CB)	Southern Mississippi, 2003-04
53	Slaughter, T.J. (LB)	So. Mississippi, 2003-04	46	Ward, B.J. (S)	Florida State, 2005
96	Smith, Fernando (DE)	Jackson State, 1999	95	Ward, Chris (DL)	Kentucky, 1997
22	Smith, Jimmy (CB)	Colorado, 2011-12	85	Ward, Detric (WR/RS)	Northern Iowa, 2003
73	Smith, Lawrence (T)	Tennessee St., 2002	31	Washington, Fabian (CB)	Nebraska, 2008-10
82	Smith, L.J. (TE)	Rutgers, 2009	93	Washington, Keith (DE)	UNLV, 1997-2000
11	Smith, Marcus (WR)	New Mexico, 2008-10	15	Washington, Kelley (WR)	Tennessee, 2009
51	Smith, Mike (LB)	Texas Tech, 2005-07	98	Weaver, Anthony (DE)	Notre Dame, 2002-05
32	Smith, Musa (RB)	Georgia, 2003-07	21	Webb, Lardarius (CB)	Nicholls State, 2009-12
82	Smith, Torrey (WR)	Maryland, 2011-12	79	Webster, Larry (DL)	Maryland, 1996-2001
88	Smith, Trent (TE)	Oklahoma, 2003-04	12	Wheelwright, Ernie (WR)	Minnesota, 2008
10	Smith, Troy (QB)	Ohio State, 2007-09	30	White, Jamel (RB)	South Dakota, 2004-05
43	Solwold, Mike (LS)	Wisconsin, 2003-04	83	Wilcox, Daniel (TE)	Appalachian State, 2004-08
18	Stallworth, Donte' (WR)	Tennessee, 2010	54	Wilkinson, Calvin (LB)	Temple, 2000
14	St. Pierre, Brian (QB)	Boston College, 2005	63	Williams, Bobbie (G)	Arkansas, 2012
11	Stark, Jon (QB)	Trinity International, 1996	80	Williams, Calvin (WR)	Purdue, 1996
22	Starks, Duane (CB)	Miami, 1998-2001	29	Williams, Cary (CB)	Washburn, 2009-12
41	Staten, Ralph (S)	Alabama, 1997-98	49	Williams, Chad (S)	So. Mississippi, 2002-05
10	Stewart, Kordell (QB)	Colorado, 2004-05	47	Williams, Chavis (OLB)	Alabama, 2011
56	Stills, Gary (LB)	West Virginia, 2006-07	87	Williams, Demetrius (WR)	Oregon, 2006-09
80	Stokley, Brandon (WR)	SW Louisiana, 1999-2002	76	Williams, Erik (OL)	Central State (OH), 2001
39	Stone, Daren (S)	Maine, 2008	57	Williams, Jerroll (LB)	Purdue, 1996
3	Stover, Matt (PK)	Louisiana Tech, 1996-2008	36	Williams, John (CB)	Southern, 1997-98
11	Streeter, Tommy (WR)	Miami (FL), 2012	15	Williams, LaQuan (WR)	Maryland, 2011-12
55	Suggs, Terrell (OLB)	Arizona State, 2003-12	23	Williams, Moe (RB)	Kentucky, 2001
54	Sutter, Ed (LB)	Northwestern, 1996	34	Williams, Ricky (RB)	Texas, 2011
70	Swayne, Harry (T)	Rutgers, 1999-2000	72	Williams, Sammy (OL)	Oklahoma, 1998-2001
88	Sypniewski, Quinn (TE)	Colorado, 2006-09	63	Williams, Wally (OL)	Florida A&M, 1996-98
63	Szalay, Thatcher (C)	Montana, 2005	17	Willis, Matt (WR)	UCLA, 2007
98	Talavou, Kelly (DT)	Utah, 2008-10	37	Wilson, Josh (CB)	Maryland, 2010
22	Tate, Robert (CB)	Cincinnati, 2002	87	Wilson, Kris (TE)	Pittsburgh, 2011
29	Taylor, Chester (RB)	Toledo, 2002-05	28	Winborne, Jamaine (DB)	Virginia, 2005-07
92	Taylor, Leland (DL)	Louisville, 1997	59	Woodfin, Zac (LB)	Ala.-Birmingham, 2005
54	Taylor, Shannon (LB)	Virginia, 2001-02	26	Woodson, Rod (CB/S)	Purdue, 1998-2001
89	Taylor, Travis (WR)	Florida, 2000-04	2	Wright, Anthony (QB)	South Carolina, 2002-05
2	Taylor, Tyrod (QB)	Virginia Tech, 2011-12	85	Wynn, Milton (WR)	Washington State, 2002
78	Terry, Adam (T)	Syracuse, 2005-09	73	Yanda, Marshal (G/T)	Iowa, 2007-12
12	Testaverde, Vinny (QB)	Miami (FL), 1996-97	80	Yarborough, Ryan (WR)	Wyoming, 1997-98
96	Thomas, Adalius (DE/LB)	So. Mississippi, 2000-06	15	Zastudil, Dave (P)	Ohio, 2002-05
72	Thomas, Benard (DE)	Nebraska, 2005	28	Zbikowski, Tom (S)	Notre Dame, 2008-11
65	Thomas, Jason (G)	Hampton, 2001-03	10	Zeier, Eric (QB)	Georgia, 1996-98
37	Thompson, Bennie (DB)	Grambling, 1996-99	70	Zielinski, Matt (DT)	Duke, 2004
33	Thompson, Christian (S)	South Carolina St., 2012	63	Zitelli, Emmett (C)	Purdue, 1999
83	Thompson, Deonte (WR/RS)	Florida, 2012			
16	Thompson, Germany (WR)	New Mexico, 2000			
38	Trapp, James (DB)	Clemson, 1999-2002			
9	Tucker, Justin (K)	Texas, 2012			
29	Turner, Eric (DB)	UCLA, 1996			
87	Turner, Floyd (WR)	Northwestern St. (LA), 1996-98			
17	Tyree, David (WR)	Syracuse, 2009			
93	Tyson, DeAngelo (DE)	Georgia, 2012			
91	Upshaw, Courtney (OLB)	Alabama, 2012			
77	Vickers, Kipp (OL)	Miami, 2000-01			
80	Vickers, Lee (TE)	North Alabama, 2007			

The all-time alphabetical roster lists the last-known jersey number worn by a player. The roster includes every year a player was on the team, whether active, IR or PUP list. Additionally, if a player was on the Ravens' 53-man roster at any time, he appears. (However, the roster does not include players who solely spent time on the practice squad or in training camp.)

The all-time numerical roster on the following pages lists all of the jersey numbers worn by a Raven. An example would be NT Kelly Gregg, who wore both 73 and 97 jerseys.

ALL-TIME ROSTER BY JERSEY NO.

1 Cunningham, Randall QB	16 Britton, Eddie WR	Rice, Ray RB
2 Bouman, Todd QB	Figurs, Yamon WR/RS	Sapp, Gerome S
Taylor, Tyrod QB	Moore, Clarence WR	28 Baxter, Gary DB
Wright, Anthony QB	Reed, David WR/RS	Berry, Damien RB
3 Stover, Matt K	Thompson, Germany WR	McAlister, Chris CB
4 Harbaugh, Jim QB	Wynn, Milton WR	Winborne, Jamaine DB
Koch, Sam P	17 Doss, Tandon WR	Zbikowski, Tom S
5 Flacco, Joe QB	Maxwell, Marcus WR	29 Allen, Terry RB
Llyod, Rhys K	Tyree, David WR	Evans, Charles FB
Richardson, Kyle P	Willis, Matt WR	Lyons, Lamar DB
6 Hauschka, Steve K	18 Brown, Curtis WR	Martin, Derrick CB
Jenkins, J.R. K	Grbac, Elvis QB	Taylor, Chester RB
Nedney, Joe K	Stallworth, Donte' WR	Turner, Eric DB
Otis, Scott QB	19 Mitchell, Scott QB	Williams, Cary CB
7 Boller, Kyle QB	20 Herring, Kim S	30 Ayanbadejo, Obafemi FB
Cundiff, Billy K	Reed, Ed S	Daniel, Eugene CB
Redman, Chris QB	21 Byner, Earnest RB	Daniels, P.J. RB
8 Boller, Kyle QB	McAlister, Chris CB	Miller, Prince CB
Dilfer, Trent QB	Metcalfe, Eric RB	Paschal, Marcus S
Elling, Aaron K	Webb, Lardarius CB	Pierce, Bernard RB
Finnerty, Cullen QB	Williams, John CB	Robertson, Rob FB
9 McNair, Steve QB	22 Brew, Dorian DB	White, Jamal RB
Montgomery, Greg P	Carter, Dale DB	31 Jones, Rondell S
Richey, Wade K	Hamlin, Ken S	Lewis, Jamal RB
Tucker, Justin K	Knight, Tom CB	Pollard, Bernard S
10 Bulger, Marc QB	Rolle, Samari CB	Washington, Fabian CB
Case, Stoney QB	Smith, Jimmy CB	32 Gash, Sam FB
Smith, Troy QB	Starks, Duane CB	Ihedigbo, James S
Stewart, Kordell QB	Tate, Robert CB	Lawrence, Matt RB
Zeier, Eric QB	23 Baldwin, Randy RB	Rhett, Errict RB
11 Blake, Jeff QB	Brown, Chykie CB	Smith, Musa RB
Darling, Devard WR	Cotton, Kenyon FB	33 Green, Justin FB
Johnson, Patrick WR	Hunter, Dameron RB	Hoard, Leroy RB
Nash, Marcus WR	Hunter, Earnest RB	Holmes, Priest RB
Smith, Marcus WR	McGahee, Willis RB	Hughley, Delvin CB
Smith, Troy QB	Williams, Moe RB	McClain, Le'Ron FB
Stark, Jon QB	Winborne, Jamaine DB	Morris, Byron "Bam" RB
Stokley, Brandon WR	24 Brady, Donny DB	Morrow, Harold FB
12 Abney, Derek WR/RS	Carter, Dale CB	Thompson, Christian S
Banks, Tony QB	Foxworth, Domonique CB	Waddell, Reggie DB
Beck, John QB	Graham, Corey CB	34 Graham, Jay RB
Graham, Shayne K	Phillips, Anwar CB	Knight, Tom CB
Jones, Jacoby WR/RS	Pittman, David CB	Mughelli, Ovie FB
Kight, Danny K	Porter, Alvin DB	Parmele, Jalen RB
St. Pierre, Brian QB	25 Carr, Chris CB/RS	Rainey, Bobby RB
Testaverde, Vinny QB	Cook, Emanuel S	Ross, Cory RB
Wheelwright, Ernie WR	Jackson, Asa CB/RS	Williams, John CB
13 Davis, Billy WR	Jenkins, De'Ron DB	Williams, Ricky RB
14 Anderson, Derek QB	Love, Clarence DB	35 Allen, Anthony RB
Harper, Justin WR	Oglesby, Evan CB	Bailey, Robert DB
Richardson, Wally QB	Zbikowski, Tom S	Gardner, Carwell FB
St. Pierre, Brian QB	26 Cook, Emanuel S	Ivy, Corey CB
Stokley, Brandon WR	Fuller, Corey CB/S	Love, Clarence DB
15 Armour, Justin WR	Holmes, Priest RB	Waddell, Reggie DB
Copper, Terrance WR	Landry, Dawan S	36 Booth, Isaac DB
Horse, Albert WR	Woodson, Rod CB/S	Dowden, Corey DB
Washington, Kelley WR	27 Moore, Stevon S	Gorrer, Danny CB
Williams, LaQuan WR	Mouton, Cash CB	McCann, Bryan CB
Zastudil, Dave P	Prude, Ronnie CB	Leonhard, Jim S

ALL-TIME ROSTER BY JERSEY NO.

	Sams, B.J.	DB/RS		Johnson, Tim.	LB	60	Brown, Jason	G/C
	Williams, John	CB		Jones, Edgar	LB/TE		DeVries, Jed	OL
37	Considine, Sean	S		McClain, Jameel	LB		Kooistra, Scott	OL
	Fitzhugh, Keith	S		Purnell, Lovett	TE		Mitchell, Jeff	C
	Lake, Carnell	S		Williams, Chad	S	61	Elmore, John	OL
	McCann, Bryan	CB/RS	50	Barnes, Antwan	LB		Everitt, Steve	C
	McClain, Le'Ron	FB		Goganious, Keith	LB		Gibson, Gary	DT
	Sanders, Deion	CB		Jackson, Brad	LB		Jones, Arthur	DT
	Thompson, Bennie	DB		Johnson, Tim.	LB		Lindsay, Everett	OL
	Waddell, Reggie	DB		Lopez, Nicholas	LB		Rabach, Casey	C/G
	Wilson, Josh	CB		McClellan, Albert	LB		Robinson, Kareem	DE
38	Ali, Charles	FB	51	Polley, Tommy	LB	62	Cody, Terrence	NT
	Anderson, Mike	RB		Ayanbadejo, Brendon	LB		Flynn, Mike	C
	Brown, Omar	S		Brown, Cornell	LB		Hale, David	G/T
	Butler, Robb	DB		Croel, Mike	LB		Goeas, Leo	OL
	Langham, Antonio	DB		Harris, Bernardo	LB	63	Cody, Terrence	NT
	McKie, Jason	FB		Smith, Mike	LB		Collins, Mike	G
	Parmelee, Jalen	RB	52	Lewis, Ray	LB		Ndukwe, Ikechuku	G
	Trapp, James	DB	53	Cody, Dan	LB/DE		Szalay, Thatcher	C
	Walls, Raymond	CB		Daniels, Dexter	LB		Williams, Bobbie	G
39	Johnson, Chris	CB		McClain, Jameel	LB		Williams, Wally	OL
	Luchey, Nick	FB		Peters, Tyrell	LB		Zitelli, Emmett	C
	Ricard, Alan	FB	54	Slaughter, T.J.	LB	64	Cousins, Oniel	G/T
	Stone, Daren	S		Burgess, Prescott	LB		Isaia, Sale	G
40	Cotton, Kenyon	FB		Green, Roderick	LB		Mulitalo, Edwin	G
	Edison, Pedro	TE		Hamilton, Adrian	OLB	65	Cavil, Ben	OL
	Gerard, K.J.	S		Johnson, Tim.	LB		Caylor, Drew	OL
	Ross, Cory	RB		McCloud, Tyrus	LB		Chester, Chris	C/G
41	Levine, Anthony	DB		Sutter, Ed	LB		Gurode, Andre	G/C
	Staten, Ralph	S		Taylor, Shannon	LB		Thomas, Jason	G
	Walker, Frank	CB		Wilkinson, Calvin	LB	66	Anderson, Bennie	OL
42	Brew, Dorian	DB	55	Clark, Sedric	LB		Bolling, Nate	DT
	Mitchell, Anthony	DB		Johnson, J.R.	LB		Gradkowski, Gino	C
	Neal, Lorenzo	FB		Sharper, Jamie	LB		Grubbs, Ben	G
	Norton, Zach	CB		Suggs, Terrell	OLB		Hellestrae, Dale	LS
	Potts, Roosevelt	FB	56	Bynes, Josh	LB		Hudson, John	LS
	Sapp, Gerome	S		Caldwell, Mike	LB		Jones, Tony	T
43	Adams, Vashone	S		Davis, Anthony	LB	67	Boren, Justin	G/C
	Nakamura, Haruki	S		Gooden, Tavares	LB		Hernandez, Adam	OL
	Poindexter, Anthony	S		Haley, Dennis	LB		Neujahr, Quentin	C
	Solwold, Mike	LS		Hartwell, Edgerton	LB		Sanders, Daniel	G/C
44	Brookins, Jason	RB		Jones, Edgar	OLB	68	McKinney, Brandon	DT
	Gaston, Willie	CB		Nelson, Jim	LB		Vincent, Keydrick	G
	Leach, Vonta	FB		Olsavsky, Jerry	LB	69	Blackshear, Jeff	G
	Vinson, Tony	RB		Stills, Gary	LB		Franklin, Aubrayo	DT
	Wilcox, Daniel	TE	57	Brigance, O.J.	LB		Rimpf, Brian	G
45	Brightful, Lamont	RS		Kopp, Jeff	LB		Rodgers, Stefan	T
	Harris, Corey	S		Scott, Bart	LB		Slaughter, Chad	T
46	Cox, Morgan	LS	58	Williams, Jerroll	LB	70	Arvie, Herman	OL
	Ward, B.J.	S		Boulware, Peter	LB		Harewood, Ramon	G/T
47	Brown, Ricky	LB		Haley, Dennis	LB		Houser, Kevin	LS
	Demps, Will	S		McAdoo, Michael	OLB		Katula, Matt	LS
	Hunter, Javin	WR/CB		McCune, Robert	LB		Nugent, Dave	DT
	Jones, John	TE	59	Phillips, Jason	LB		Swayne, Harry	T
	Kuhn, Scott	TE		Ellerbe, Dannell	LB		Zielinski, Matt	DT
	Williams, Chavis	OLB		Greisen, Nick	LB	71	Folau, Spencer	T
48	Collins, Ryan	TE		Maese, Joe	LS		Gaither, Jared	T
	Edison, Pedro	TE		Payne, Rod	C	72	Cook, Damion	T
	Gooden, Tavares	LB		Powell, Craig	LB		Dafney, Bernard	OL
	Hartley, Frank	TE		Woodfin, Zac	LB		Ellison, Atiyah	DT

ALL-TIME ROSTER BY JERSEY NO.

	Mattison, Bryan DL/OL		Moore, Clarence WR		Sypniewski, Quinn TE
	Osemele, Kelechi G/T		Pierce, Aaron TE		Turner, Floyd WR
	Parker, J'vonne DT		Smith, Marcus WR		Wainwright, Frank TE
	Searcy, Leon T	82	Alexander, Derrick WR	89	Bishop, Harold TE
	Thomas, Benard DE		Harper, Justin WR		Clayton, Mark WR
73	Williams, Sammy OL		Jones, Terry TE		Ofodile, A.J. TE
	Goad, Tim DT		LeBel, Harper TE		Taylor, Travis WR
	Gregg, Kelly DT		Nordin, Jake TE	90	Williams, Calvin WR
	Yanda, Marshal G/T		Sanders, Frank WR		Brown, Cornell LB
74	Atkins, James OL		Sharpe, Shannon TE		Burnett, Rob DE
	Bobo, Orlando OL		Smith, L.J. TE		McPhee, Pernell DE
	Kracalik, Mike T		Smith, Torrey WR		Pryce, Trevor DE
	Oher, Michael T	83	Wainwright, Frank TE	91	Dalton, Lionel DT
	Webster, Larry DT		Dickson, Ed. TE		Douglas, Marques DT
	Williams, Larry DT		Drew, Davon TE		Fortune, Elliott DL
75	Ogden, Jonathan T		Evans, Lee WR		Franklin, Aubrayo DT
76	Bernstein, Alex OL		Johnson, Patrick WR		Jones, Edgar TE/LB
	Gordon, Amon DT		Johnson, Ron WR		McKinney, Brandon DT
	Hale, David G/T		Roe, James WR		Parker, Riddick DE
	Johnson, Jarret OLB		Thompson, Deonte WR/RS		Upshaw, Courtney OLB
	Powell, Carl DE	84	Wilcox, Daniel TE	92	Chase, Martin DT
	Reid, Jah G/T		Dickson, Ed. TE		Lyle, Rick DL
	Robinson, Kareem DE		Houshmandzadeh, T.J. WR		Ngata, Haloti DT
	Williams, Erik OL		Hunter, Javin WR/CB		Taylor, Leland DL
77	Birk, Matt C		Jones, Edgar LB/TE	93	Edwards, Dwan DE
	Brooks, Ethan T		Lewis, Jermaine WR/KR		Redding, Cory DE
	Brown, Orlando T		Moore, Clarence WR		Sears, Corey DL
	Reitz, Joe T		Purnell, Lovett TE		Tyson, DeAngelo DE
	Vickers, Kipp OL		Savoy, Phil WR	94	Washington, Keith DE
78	Brown, Orlando T		Williams, Calvin WR		Bannan, Justin DT
	Fitzpatrick, Larry DT		Wynn, Milton WR		Douglas, Marques DL
	Footman, Dan DL		Yarborough, Ryan WR		Frederick, Mike DL
	McKinnie, Bryant T	85	Burrough, Jonathan TE		Kindle, Sergio OLB
	Terry, Adam T		DeLong, Greg HB		Zielinski, Matt DT
	Williams, Sammy OL		Ethridge, Ray WR	95	Adams, Sam DT
79	Anderson, Willie T		Green, Eric TE		Frase, Paul DE
	LeVoir, Mark G/T		Johnson, Kevin WR		Green, Howard DT
	Moll, Tony G/T		Johnson, Patrick WR		Hall, Bryan DT
	Pashos, Tony T		Jones, John TE		Johnson, Jarret OLB
	Webster, Larry DL		Mason, Derrick WR		Nugent, Dave DE
80	Bannister, Alex WR	86	Bajema, Billy TE		Salave'a, Joe DT
	Bishop, Harold TE		Davis, Billy WR		Ward, Chris DL
	Curtis, Tony TE		DeLong, Greg HB	96	Divens, Lamar DT
	Dickson, Ed. TE		Ethridge, Ray WR		Kemoeatu, Ma'ake NT
	Drew, Davon TE		Green, Eric TE		Smith, Fernando DE
	Hymes, Randy WR		Heap, Todd TE		Thomas, Adalius DE/LB
	Purnell, Lovett TE	87	Dinkins, Darnell TE	97	Frase, Paul DE
	Sanders, Frank WR		Ismail, Qadry WR		Gregg, Kelly DT
	Savoy, Phil WR		Ogden, Jeff WR		Jones, Arthur DE
	Stokley, Brandon WR		Robinson, Marcus WR		Jones, James DL
	Vickers, Lee TE		Singleton, Nate WR		Missouri, Dwayne DE
	Williams, Calvin WR		Turner, Floyd WR	98	McBean, Ryan DT
	Yarborough, Ryan WR		Williams, Demetrius WR		Pleasant, Anthony DE
81	Boldin, Anquan WR		Wilson, Kris TE		Siragusa, Tony DT
	Coates, Ben TE	88	Armour, Justin WR		Talavou, Kelly DT
	Darling, Devard WR		Jones, John TE		Weaver, Anthony DE
	Hambrick, Kenyon WR		Kinchen, Brian TE	99	Kruger, Paul OLB/DE
	Hymes, Randy WR		Pitta, Dennis TE		McCrary, Michael DE
	Jackson, Michael WR		Smith, Trent TE		

ALL-TIME DRAFT CHOICES

1996

Rd.	Pk.	Pos.	Player	College
1a	4	G/T	Jonathan Ogden	UCLA
1b	26	LB	Ray Lewis	Miami
2b	55	CB	DeRon Jenkins	Tennessee
5b	153	WR	Jermaine Lewis	Maryland
6a	172	LB	Dexter Daniels	Florida
6b	186	WR	James Roe	Norfolk State
7b	238	QB	Jon Stark	Trinity Intl.

Obtained second 1st-round choice (26) from SF along with 49ers 1995 1st-, 3rd- and 4th- (from KC) round picks for Cle. 1995 1st-round pick (obtained from Atl. for RB Eric Metcalf and Cle. original 1995 1st-round pick). First 2nd-round choice (35) was traded to TB for TE Harold Bishop. Obtained second 2nd-round choice (55) from Den. for 1996 3rd-, 4th- and 7th-round picks. First 5th-round choice (136) was traded to NO for DB Reginald Jones. Obtained second 5th-round pick (153) from Atl. for G Gene Williams. Third 5th-round choice (157) obtained from Phi. to Dal. for 1997 4th-round pick. Obtained second 6th-round choice (186) from Jax. (supplemental) along with Jaguars 1995 5th-round pick for Cle. 1995 4th-round pick. Obtained second 7th-round choice (238) from Phi. for DL Ronnie Dixon.

1997

Rd.	Pk.	Pos.	Player	College
1	4	LB	Peter Boulware	Florida State
2a	34	LB	Jamie Sharper	Virginia
2b	58	S	Kim Herring	Penn State
3	64	RB	Jay Graham	Tennessee
4b	118	LB	Tyrus McCloud	Louisville
5	134	C	Jeff Mitchell	Florida
6a	167	FB	Steve Lee	Indiana
6b	194	LB	Cornell Brown	Virginia Tech
7a	205	DE	Chris Ward	Kentucky
7b	234	QB	Wally Richardson	Penn State
7c	236	S	Ralph Staten	Alabama
7d	238	DT	Leland Taylor	Louisville

Obtained second 2nd-round choice (58) from Den. for T Tony Jones. First 4th-round choice (100) was traded to Atl. through Sea. for G Jeff Blackshear. Obtained second 4th-round pick from Dal. for 1996 5th-round pick (obtained from Phi.). Second 6th-round choice (194) and 2nd (234), 3rd (236) and 4th (238) 7th-round choices were compensatory.

1998

Rd.	Pk.	Pos.	Player	College
1	10	CB	Duane Starks	Miami
2	42	WR	Patrick Johnson	Oregon
5a	124	DT	Martin Chase	Oklahoma
5b	133	S	Ryan Sutter	Colorado
6a	154	LB	Ron Rogers	Georgia Tech
6b	164	T	Sammy Williams	Oklahoma
7b	241	TE	Cam Quayle	Weber State

Traded 3rd-round choice (71) along with 1998 4th-round pick (93) to Ind. for QB Jim Harbaugh and Colts 1998 4th-round pick. Traded first 4th-round choice (from Ind.) to Ind. for 1998 4th-, 5th- and 6th-round picks. Traded second 4th-round pick (104) to TB for 1999 3rd-round pick. Traded first 7th-round choice (199) to Atl. through Pit. for OL Bernard Dafney. Second 7th-round pick (241) was compensatory.

1999

Rd.	Pk.	Pos.	Player	College
1	10	CB	Chris McAlister	Arizona
4a	105	WR	Brandon Stokley	SW Louisiana
4b	129	G	Edwin Mulitalo	Arizona
7	216	S	Anthony Poindexter	Virginia

Traded 2nd-round choice (42) to Atl. for Atl. 2000 1st-round pick. Traded 3rd-round pick (72) to Det. along with conditional 2000 5th-round pick for QB Scott Mitchell. Traded 5th-round choice (145) to STL along with 2000 7th-round pick for QB Tony Banks. Traded first 6th-round choice (180) to NE for TE Lovett Purnell. Traded second 6th-round choice (185, from Ind.) to Min. for OL Everett Lindsay.

2000

Rd.	Pk.	Pos.	Player	College
1a	5	RB	Jamal Lewis	Tennessee
1b	10	WR	Travis Taylor	Florida
3	75	QB	Chris Redman	Louisville
5	148	OL	Richard Mercier	Miami
6a	186	DE	Adalius Thomas	So. Mississippi
6b	191	DT	Cedric Woodard	Texas

Acquired first 1st-round pick (5) from Atl. for a 1999 2nd-round choice.

2001

Rd.	Pk.	Pos.	Player	College
1	31	TE	Todd Heap	Arizona State
2	62	DB	Gary Baxter	Baylor
3	92	C/G	Casey Rabach	Wisconsin
4	126	LB	Edgerton Hartwell	W. Illinois
5	161	RB	Chris Barnes	New Mexico St.
6	194	LS	Joe Maese	New Mexico
7	231	DE	Dwayne Missouri	Northwestern

2002

Rd.	Pk.	Pos.	Player	College
1	24	S	Ed Reed	Miami
2	52	DE	Anthony Weaver	Notre Dame
4a	112	P	Dave Zastudil	Ohio
4b	123	WR	Ron Johnson	Minnesota
5	155	TE	Terry Jones	Alabama
6a	195	DB	Lamont Brightful	E. Washington
6b	206	WR	Javin Hunter	Notre Dame
6c	207	RB	Chester Taylor	Toledo
6d	209	S	Chad Williams	So. Mississippi
7	236	QB	Wes Pate	Stephen F. Austin

ALL-TIME DRAFT CHOICES

Traded 3rd-round choice (96) to Den. for 4th- (112) and 5th-round (155) picks (Ravens had traded their 5th [159] to Washington to draft Weaver).

2003

Rd.	Pk.	Pos.	Player	College
1a	10	LB	Terrell Suggs	Arizona State
1b	19	QB	Kyle Boller	California
3	77	RB	Musa Smith	Georgia
4a	109	LB	Jarret Johnson	Alabama
4b	134	FB	Ovie Mughelli	Wake Forest
5a	146	DT	Aubrayo Franklin	Tennessee
5b	173	T	Tony Pashos	Illinois
6	182	S	Gerome Sapp	Notre Dame
7a	223	TE	Trent Smith	Oklahoma
7b	250	C	Mike Mabry	Central Florida
7c	258	S	Antwoine Sanders	Utah

Traded 2nd-round choice (41) to NE with 2004 1st-round pick for NE's 1st-round pick (19/Boller). Second 4th-round pick (134), second 5th-round pick (173), second and third 7th-round picks (250 and 258) were compensatory.

2004

Rd.	Pk.	Pos.	Player	College
2	51	DT	Dwan Edwards	Oregon State
3	82	WR	Devard Darling	Washington St.
5	153	OLB	Roderick Green	Gen. Missouri St.
6a	187	QB	Josh Harris	Bowling Green
6b	199	WR	Clarence Moore	N. Arizona
7a	244	WR	Derek Abney	Kentucky
7b	246	G	Brian Rimpf	East Carolina

Traded 1st-round pick to NE for Pats' 2003 1st-round selection (19) to draft QB Kyle Boller. Traded 4th-round pick (120) to Jax. for WR Kevin Johnson. Both 7th-round picks (244 and 246) were compensatory.

2005

Rd.	Pk.	Pos.	Player	College
1	22	WR	Mark Clayton	Oklahoma
2a	53	OLB	Dan Cody	Oklahoma
2b	64	T	Adam Terry	Syracuse
4	124	G/C	Jason Brown	North Carolina
5	158	FB	Justin Green	Montana
6	213	QB	Derek Anderson	Oregon State
7	234	LB	Mike Smith	Texas Tech

Obtained second 2nd-round choice (64) from NE in exchange for Ravens 3rd- (84) and 6th-round (195) picks in 2005 and a 3rd-round selection in 2006. Sixth-round pick (213) was compensatory.

2006

Rd.	Pk.	Pos.	Player	College
1	12	DT	Haloti Ngata	Oregon
2	56	C/G	Chris Chester	Oklahoma
3	87	CB	David Pittman	NW State
4a	111	WR	Demetrius Williams	Oregon
4b	132	RB	P.J. Daniels	Georgia Tech
5a	146	S	Dawan Landry	Georgia Tech
5b	166	TE	Quinn Sypniewski	Colorado
6a	203	P	Sam Koch	Nebraska
6b	208	CB	Derrick Martin	Wyoming
7	219	LB/DE	Ryan LaCasse	Syracuse

Obtained 1st-round choice (12) from Cle. for Baltimore's 1st-round (13) and 6th-round (181) picks. Obtained 2nd-round (56) and 3rd-round (87) choices from the N.Y. Giants for the Ravens' 2nd-round pick (44). Second 4th-round (132), second 5th-round (166) and second 6th-round (208) selections were compensatory.

2007

Rd.	Pk.	Pos.	Player	College
1	29	G	Ben Grubbs	Auburn
3a	74	WR	Yamon Figurs	Kansas State
3b	86	G/T	Marshal Yanda	Iowa
4a	134	OLB	Antwan Barnes	Florida Intl.
4b	137	FB	Le'Ron McClain	Alabama
5	174	QB	Troy Smith	Ohio State
6	207	ILB	Prescott Burgess	Michigan

Obtained first 3rd-round pick (74) and a 4th-round choice (101) from Det. for the Ravens' 2nd-round (61) pick. Acquired second 3rd-round choice (86) from Jax. for 4th-round (101), 5th-round (166) and 6th-round (203) picks. First and second 4th-round (134 and 137), 5th-round (174) and 6th-round (207) choices were compensatory.

2008

Rd.	Pk.	Pos.	Player	College
1	18	QB	Joe Flacco	Delaware
2	55	RB	Ray Rice	Rutgers
3a	71	ILB	Tavares Gooden	Miami
3b	86	S	Tom Zbikowski	Notre Dame
3c	99	T	Oniel Cousins	UTEP
4a	106	WR	Marcus Smith	New Mexico
4b	133	G/T	David Hale	Weber State
6	206	S	Haruki Nakamura	Cincinnati
7a	215	WR	Justin Harper	Virginia Tech
7b	240	RB	Allen Patrick	Oklahoma

Obtained 1st-round (18) choice from Houston for the Ravens' 1st-round (26) and 3rd-round (89) picks that Baltimore received from Jacksonville, plus the Ravens' 6th-round (173) choice. Baltimore began the day with the 8th-overall pick and traded it to Jacksonville for the Jaguars' 1st-round (26), both 3rd-round (71 and 89) and 4th-round (125) selections. Obtained 2nd-round (55)

ALL-TIME DRAFT CHOICES

choice from Seattle for the Ravens' 2nd-round (38) pick. Acquired second 3rd-round (86) choice, along with 2nd-round pick (Rice, 55) from Seattle for the Ravens' 2nd-round (38) pick. Traded 4th-round (125) choice to Oakland for CB Fabian Washington. Third 3rd-round (99), second 4th-round (133), 6th-round (206) and second 7th-round (240) picks were compensatory.

Note: In 2007, the Ravens used a 5th-round pick in the July Supplemental Draft to tab T Jared Gaither.

2009

Rd.	Pk.	Pos.	Player	College
1	23	T	Michael Oher	Mississippi
2	57	LB/DE	Paul Kruger	Utah
3	88	DB	Lardarius Webb	Nicholls State
5a	137	LB	Jason Phillips	TCU
5b	149	TE	Davon Drew	East Carolina
6	185	RB	Cedric Peerman	Virginia

Obtained 1st-round choice (23) from NE for the Ravens' 1st-round (26) and 5th-round (162) picks. Acquired two 5th-round choices (137 and 141) from NE for the Ravens' 4th-round (123) pick. Obtained 5th-round (149) and 6th-round (185) choices from Denver for the 5th-round (141) pick.

2010

Rd.	Pk.	Pos.	Player	College
2a	43	LB	Sergio Kindle	Texas
2b	57	DT	Terrence Cody	Alabama
3	70	TE	Ed Dickson	Oregon
4	114	TE	Dennis Pitta	BYU
5a	156	WR	David Reed	Utah
5b	157	DT	Arthur Jones	Syracuse
6	194	T	Ramon Harewood	Morehouse

Acquired first 2nd-round (43), 3rd-round (70) and 4th-round (114) choices from Den. for the Ravens' 1st-round (25) pick. Traded original 3rd-round (88) and 4th-round (123) choices to Ari. for WR Anquan Boldin and a 5th-round pick (157).

2011

Rd.	Pk.	Pos.	Player	College
1	27	CB	Jimmy Smith	Colorado
2	58	WR	Torrey Smith	Maryland
3	85	T	Jah Reid	Central Florida
4	123	WR	Tandon Doss	Indiana
5a	164	CB	Chykie Brown	Texas
5b	165	DE	Pernell McPhee	Mississippi St.
6	180	QB	Tyrod Taylor	Virginia Tech
7	225	RB	Anthony Allen	Georgia Tech

Traded 3rd-round pick (90th) and a 6th-round pick (191st) to Phi. in exchange for Eagles' 85th selection to acquire Reid. Both 5th-round picks (164 and 165) were compensatory.

2012

Rd.	Pk.	Pos.	Player	College
2a	35	OLB	Courtney Upshaw	Alabama
2b	60	G/T	Kelechi Osemele	Iowa State
3	84	RB	Bernard Pierce	Temple
4a	98	G/C	Gino Gradkowski	Delaware
4b	130	S	Christian Thompson	South Carolina St.
5	169	CB/RS	Asa Jackson	Cal Poly
6	198	WR	Tommy Streeter	Miami
7	236	DE	DeAngelo Tyson	Georgia

Obtained 2nd-round pick (35) and 4th-round choice (98) in a trade with Min. in exchange for the Ravens' 1st-round (29) selection. Obtained the 84th-overall pick in a trade with Atl. for the Ravens' 3rd-round (91) and 5th-round (164) selections. The 130th and 169th picks were compensatory.

2013

Rd.	Pk.	Pos.	Player	College
1	32	S	Matt Elam	Florida
2	56	LB	Arthur Brown	Kansas State
3	94	DT	Brandon Williams	Missouri Southern St.
4a	129	OLB	John Simon	Ohio State
4b	130	FB	Kyle Juszczyk	Harvard
5	168	G/T	Rick Wagner	Wisconsin
6a	200	DE	Kapron Lewis-Moore	Notre Dame
6b	203	C	Ryan Jensen	Colorado St.-Pueblo
7a	238	WR	Aaron Mellette	Elon
7b	247	CB	Marc Anthony	California

Obtained 56th pick in a trade with Seattle for the Ravens' 2nd-round pick (62nd), 5th-round choice (165th) and 6th-round selection (199th). The 130th, 168th, 203rd and 247th picks were compensatory.

DRAFTED RAVENS: BY COLLEGE

Alabama 6, Arizona 2, Arizona State 2, Auburn 1, Baylor 1, Bowling Green 1, BYU 1, California 2, Cal Poly 1, Central Florida 2, Central Missouri State 1, Cincinnati 1, Colorado 3, Colorado State - Pueblo 1, Delaware 2, East Carolina 2, Eastern Washington 1, Elon 1, Florida 4, Florida International 1, Florida State 1, Georgia 2, Georgia Tech 4, Harvard 1, Illinois 1, Indiana 2, Iowa 1, Iowa State 1, Kansas State 2, Kentucky 2, Louisville 3, Maryland 2, Miami (FL) 6, Michigan 1, Minnesota 1, Mississippi 1, Mississippi State 1, Missouri Southern St. 1, Montana 1, Morehouse 1, Nebraska 1, New Mexico 2, New Mexico State 1, Nicholls State 1, Norfolk State 1, North Carolina 1, Northern Arizona 1, Northwestern 1, Northwestern State 1, Notre Dame 4, Ohio State 2, Ohio University 1, Oklahoma 7, Oregon 4, Oregon State 2, Penn State 2, Rutgers 1, South Carolina State 1, Southern Mississippi 2, SW Louisiana 1, Stephen F. Austin 1, Syracuse 3, TCU 1, Temple 1, Tennessee 3, Texas 3, Texas Tech 1, Toledo 1, Trinity International 1, UCLA 1, Utah 3, UTEP 1, Virginia 3, Virginia Tech 3, Wake Forest 1, Washington State 1, Weber State 2, Western Illinois 1, Wisconsin 2, Wyoming 1.

RAVENS IN PRIMETIME

Total National Games 47
Overall Record 24-23
Sunday Record 13-10
Monday Record 8-9
Thursday Record 2-3
Saturday Record 1-1

2012

Mon. 09/10 Cincinnati at Baltimore
W, 44-13 (ESPN)
 Sun. 09/23 New England at Baltimore
W, 31-30 (NBC)
 Thu. 09/27 Cleveland at Baltimore
W, 23-16 (NFL Network)
 Sun. 11/18 Baltimore at Pittsburgh
W, 13-10 (NBC)

2011

Sun. 10/02 New York Jets at Baltimore
W, 34-17 (NBC)
 Mon. 10/24 Baltimore at Jacksonville
L, 7-12 (ESPN)
 Sun. 11/06 Baltimore at Pittsburgh
W, 23-20 (NBC)
 Thu. 11/24 San Francisco at Baltimore
W, 16-6 (NFL Network)
 Sun. 12/18 Baltimore at San Diego
L, 14-34 (NBC)

2010

Mon. 09/13 Baltimore at New York Jets
W, 10-9 (ESPN)
 Thu. 11/11 Baltimore at Atlanta
L, 21-26 (NFL Network)
 Sun. 12/05 Pittsburgh at Baltimore
L, 10-13 (NBC)
 Mon. 12/13 Baltimore at Houston
W, 34-28 OT (ESPN)

2009

Mon. 11/16 Baltimore at Cleveland
W, 16-0 (ESPN)
 Sun. 11/29 Pittsburgh at Baltimore
W, 20-17 OT (NBC)

Mon. 12/07 Baltimore at Green Bay
L, 14-27 (ESPN)

2008

Mon. 09/29 Baltimore at Pittsburgh
L, 20-23 (ESPN)
 Sun. 12/07 Washington at Baltimore
W, 24-10 (NBC)
 Sat. 12/20 Baltimore at Dallas
W, 33-24 (NFL Network)

2007

Mon. 09/10 Baltimore at Cincinnati
L, 20-27 (ESPN)
 Mon. 11/05 Baltimore at Pittsburgh
L, 7-38 (ESPN)
 Mon. 12/03 New England at Baltimore
L, 24-27 (ESPN)
 Sun. 12/09 Indianapolis at Baltimore
L, 20-44 (NBC)

2006

Mon. 10/09 Baltimore at Denver
L, 3-13 (ESPN)
 Thu. 11/30 Baltimore at Cincinnati
L, 7-13 (NFL Network)

2005

Sun. 09/11 Indianapolis at Baltimore
L, 7-24 (ESPN)
 Mon. 10/31 Baltimore at Pittsburgh
L, 19-20 (ABC)
 Mon. 12/19 Green Bay at Baltimore
W, 48-3 (ABC)
 Sun. 12/25 Minnesota at Baltimore
W, 30-23 (ESPN)

2004

Mon. 10/04 Kansas City at Baltimore
L, 24-27 (ABC)
 Sun. 10/10 Baltimore at Washington
W, 17-10 (ESPN)
 Sun. 11/07 Cleveland at Baltimore
W, 27-13 (ESPN)
 Sun. 12/19 Baltimore at Indianapolis
L, 10-20 (ESPN)

2003

Sun. 11/09 Baltimore at St. Louis
L, 22-33 (ESPN)
 Sun. 12/28 Pittsburgh at Baltimore
W, 13-10 OT (ESPN)

2002

Mon. 09/30 Denver at Baltimore
W, 34-23 (ABC)
 Sun. 10/06 Baltimore at Cleveland
W, 26-21 (ESPN)

2001

Mon. 11/12 Baltimore at Tennessee
W, 16-10 (ABC)
 Sun. 12/16 Pittsburgh at Baltimore
L, 21-26 (ESPN)
 Sat. 12/29 Baltimore at Tampa Bay
L, 10-22 (ABC)
 Mon. 01/07 Minnesota at Baltimore
W, 19-3 (ABC)

2000

Sun. 09/17 Baltimore at Miami
L, 6-19 (ESPN)
 Sun. 10/08 Baltimore at Jacksonville
W, 15-10 (ESPN)

1999

Thu. 10/21 Kansas City at Baltimore
L, 8-35 (ESPN)

1998

Sun. 09/27 Cincinnati at Baltimore
W, 31-24 (ESPN)

1997

Sun. 11/09 Baltimore at Pittsburgh
L, 0-37 (ESPN)

1996

Sun. 10/13 Baltimore at Indianapolis
L, 21-26 (ESPN)

RAVENS ALL-TIME SHUTOUTS (10)

DATE	OPPONENT	SCORE	TOTAL YDS. ALLOWED	SACKS/YARDS	INTS/YARDS	LEADING TACKLER
12/26/99	Cincinnati Bengals	22-0	280	7/39	2/53	Ray Lewis (11)
09/03/00	@ Pittsburgh Steelers	16-0	229	1/6	0/0	Ray Lewis (7)
09/24/00	Cincinnati Bengals	37-0	109	4/15	2/15	Michael McCrary (7)
10/01/00	@ Cleveland Browns	12-0	230	1/9	3/5	Ray Lewis (10)
11/19/00	Dallas Cowboys	27-0	193	1/1	3/42	Ray Lewis (8)
12/23/01	Cincinnati Bengals	16-0	305	3/22	3/94	Ray Lewis (12)
12/21/03	@ Cleveland Browns	35-0	241	5/30	1/52	Ray Lewis (12)
09/10/06	@ Tampa Bay Buccaneers	27-0	142	3/21	3/123	Ray Lewis (10)
11/26/06	Pittsburgh Steelers	27-0	172	9/73	2/7	Ray Lewis (9)
11/16/09	@ Cleveland Browns	16-0	160	4/25	2/59	Ray Lewis (8)

ALL-TIME WIN/LOSS RESULTS

REGULAR SEASON WIN/LOSS RESULTS

	Overall Record	Home	Away
Overall	150-121-1	94-41-1	56-80
In M&T Bank Stadium (since 1998)	87-33	87-33	n/a
Coached by Ted Marchibroda	16-31-1	11-12-1	5-19
Coached by Brian Billick	80-64	50-22	30-42
Coached by John Harbaugh	54-26	33-7	21-19
vs. AFC Teams	117-95	73-39	44-56
vs. AFC North (AFC Central)	39-27 (26-28)	23-10 (13-14)	16-17 (13-14)
vs. AFC East	16-16	12-4	4-12
vs. AFC South	11-12	7-4	4-8
vs. AFC West	21-12	14-4	7-8
vs. NFC Teams	38-27-1	26-5-1	12-22
vs. NFC North (NFC Central)	4-4 (3-5)	4-0 (3-1)	0-4 (0-4)
vs. NFC East	12-6-1	7-1-1	5-5
vs. NFC South	6-6	3-3	3-3
vs. NFC West	13-6	9-0	4-6
On Monday Night Football - ABC/ESPN	8-9	4-2	4-7
On NBC/ESPN - Sunday Night	13-12	9-5	4-7
On NFL Network	3-2	2-0	1-2
In Overtime	10-8-1	6-2-1	4-6
Ravens Shutout Wins	10	5	5
In Season Openers	9-8	6-3	3-5
Indoors	4-11	n/a	4-11

Note: Baltimore has played in Houston's Reliant Stadium three times (2-1), Indy's Lucas Oil Stadium once (0-1) and Dallas' Texas Stadium once (1-0). Two of those games at Reliant Stadium (12/13/10 and 10/21/12) came when the roof was closed, meaning those games were "indoors," while the other games are considered "outdoors" due to open roofs.

In August	0-1	0-1	0-0
In September	35-22	23-5	12-17
In October	29-35	17-13	12-22
In November	42-31-1	23-10-1	19-21
In December	39-30	28-11	11-19
In January	5-2	3-0	2-2

POSTSEASON WIN/LOSS RESULTS (2000, 2001, 2003, 2006, 2008, 2009, 2010, 2011, 2012)

	Record	Home	Away	Neutral
Overall	14-7	3-2	9-5	2-0*
vs. AFC Central	1-1	0-0	1-1	n/a
vs. AFC North	0-2	0-0	0-2	n/a
vs. AFC South	3-3	2-2	1-1	n/a
vs. AFC East	4-1	0-0	4-1	n/a
vs. AFC West	4-0	1-0	3-0	n/a
vs. NFC	2-0	0-0	0-0	2-0*

* Super Bowl XXXV in Tampa, FL, and Super Bowl XLVII in New Orleans, LA

OVERTIME GAMES

DATE	OPP.	PLAY	TIME	RESULT	DATE	OPP.	PLAY	TIME	RESULT
10/27/96	STL	Jackson 22 Pass	0:10	W, 37-31	11/18/07	Cle.	Dawson 33 FG	9:10	L, 30-33
11/24/96	Jax.	Hollis 34 FG	5:54	L, 25-28	12/16/07	@Mia.	Camarillo 64 Pass	8:14	L, 16-22
11/02/97	@NYJ	Hall 37 FG	10:02	L, 16-19	09/29/08	@Pit.	Reed 46 FG	3:56	L, 20-23
11/16/97	Phi.	n/a	0:00	T, 10-10	11/29/09	Pit.	Cundiff 29 FG	6:42	W, 20-17
10/03/99	@Atl.	Armour 54 Pass	12:31	W, 19-13	10/17/10	@NE	Gostkowski 35 FG	1:56	L, 20-23
11/16/03	@Mia.	Mare 43 FG	8:48	L, 6-9	10/24/10	Buf.	Cundiff 38 FG	10:54	W, 37-34
11/23/03	Sea.	Stover 42 FG	6:32	W, 44-41	12/13/10	@Hou.	Wilson 12 INT-TD	11:55	W, 34-28
12/28/03	Pit.	Stover 47 FG	11:32	W, 13-10	11/25/12	@SD	Tucker 38 FG	1:07	W, 16-13
11/14/04	@NYJ	Stover 42 FG	7:35	W, 20-17	12/09/12	@Was.	Forbath 34 FG	11:37	L, 28-31
11/20/05	Pit.	Stover 44 FG	4:09	W, 16-13	01/12/13	@Den. (Div.)	Tucker 47 FG	13:18 2OT	W, 38-35

ALL-TIME PRESEASON RESULTS

1996 (3-1)

08/03	Philadelphia Eagles	63,804	W	17-9
08/10	@ New York Giants	39,799	W	37-27
08/17	Green Bay Packers	62,025	L	15-17
08/23	@ Buffalo Bills	51,905	W	37-14

1997 (0-4)

08/02	New York Giants	53,268	L	20-21
08/08	@ New York Jets	23,067	L	29-39
08/16	@ Philadelphia Eagles	60,939	L	13-24
08/22	Buffalo Bills	51,905	L	28-31

1998 (4-0)

08/08	Chicago Bears	65,938	W	19-14
08/15	@ New York Jets	47,906	W	33-0
08/24	Philadelphia Eagles	65,970	W	23-6
08/28	@ New York Giants	48,754	W	14-6

1999 (4-0)

08/12	@ Philadelphia Eagles	43,552	W	10-7
08/21	@ Atlanta Falcons	44,843	W	19-6
08/28	Carolina Panthers	66,247	W	28-24
09/03	New York Giants	60,092	W	28-24

2000 (4-0)

08/05	Philadelphia Eagles	65,459	W	16-13
08/12	New York Jets	66,588	W	10-0
08/18	@ Carolina Panthers	72,551	W	24-13
08/25	@ New York Giants	76,527	W	28-24

2001 (1-2)

08/13	@ Philadelphia Eagles - Cancelled*			
08/18	@ New York Jets	76,406	L	3-16
08/23	Carolina Panthers	66,619	L	17-20
08/31	New York Giants	66,197	W	38-9

*Field Conditions Caused Cancellation

2002 (2-2)

08/09	Detroit Lions	67,421	W	12-6
08/15	New York Jets	67,681	L	14-16
08/23	@ Philadelphia Eagles	58,443	W	13-12
08/29	@ New York Giants	76,572	L	0-13

2003 (1-3)

08/09	Buffalo Bills	68,550	L	19-20
08/16	@ Atlanta Falcons	68,237	W	13-10
08/23	@ Washington Redskins	70,460	L	3-24
08/28	New York Giants	68,169	L	24-30

2004 (3-1)

08/12	Atlanta Falcons	69,299	W	24-0
08/20	@ Philadelphia Eagles	67,218	L	17-26
08/25	Detroit Lions	69,552	W	17-6
09/02	@ New York Giants	75,498	W	27-17

2005 (2-2)

08/13	@ Atlanta Falcons	67,123	L	3-16
08/20	Philadelphia Eagles	70,303	L	14-20
08/26	@ New Orleans Saints	44,485	W	21-6
09/01	Washington Redskins	69,885	W	26-20,OT

2006 (2-2)

08/11	New York Giants	70,249	L	16-17
08/17	Philadelphia Eagles	70,255	W	20-10
08/25	@ Minnesota Vikings	63,257	L	7-30
08/31	@ Washington Redskins	60,326	W	17-10

2007 (1-3)

08/13	Philadelphia Eagles	71,060	W	29-3
08/19	New York Giants	70,754	L	12-13
08/25	@ Washington Redskins	60,080	L	7-13*
08/31	@ Atlanta Falcons	71,377	L	10-13

*Game Terminated in 3rd Qtr. - Severe Weather

2008 (1-3)

08/07	@ New England Patriots	68,756	W	16-15
08/16	Minnesota Vikings	70,585	L	15-23
08/23	@ St. Louis Rams	60,862	L	10-24
08/28	Atlanta Falcons	70,149	L	9-10

2009 (4-0)

08/13	Washington Redskins	70,723	W	23-0
08/24	New York Jets	70,335	W	24-23
08/29	@ Carolina Panthers	71,045	W	17-13
09/03	@ Atlanta Falcons	66,610	W	20-3

2010 (3-1)

08/12	Carolina Panthers	70,579	W	17-12
08/21	@ Washington Redskins	72,994	W	23-3
08/28	New York Giants	70,742	W	24-10
09/02	@ St. Louis Rams	42,327	L	21-27

2011 (3-1)

08/11	@ Philadelphia Eagles	69,144	L	6-13
08/19	Kansas City Chiefs	70,690	W	31-13
08/25	Washington Redskins	70,631	W	34-31
09/01	@ Atlanta Falcons	67,216	W	21-7

2012 (2-2)

08/09	@ Atlanta Falcons	68,449	W	31-17
08/17	Detroit Lions	70,567	L	12-27
08/23	Jacksonville Jaguars	70,502	W	48-17
08/30	@ St. Louis Rams	53,371	L	17-31

**BALTIMORE
RAVENS.COM**

ALL-TIME RESULTS

1996: 4-12

HEAD COACH: TED MARCHIBRODA

5th AFC Central • Top Draft Choice: T Jonathan Ogden

09/01	Oakland Raiders	64,124	W	19-14
09/08	@ Pittsburgh Steelers	57,241	L	17-31
09/15	@ Houston Oilers	20,082	L	13-29
09/29	New Orleans Saints	61,063	W	17-10
10/06	New England Patriots	63,569	L	38-46
10/13	@ Indianapolis Colts	56,978	L	21-26
10/20	@ Denver Broncos	70,453	L	34-45
10/27	St. Louis Rams	60,256	W	37-31 OT
11/03	Cincinnati Bengals	60,743	L	21-24
11/10	@ Jacksonville Jaguars	64,628	L	27-30
11/17	@ San Francisco 49ers	51,596	L	20-38
11/24	Jacksonville Jaguars	57,384	L	25-28 OT
12/01	Pittsburgh Steelers	51,822	W	31-17
12/08	@ Cincinnati Bengals	43,022	L	14-21
12/15	@ Carolina Panthers	70,075	L	16-27
12/22	Houston Oilers	52,704	L	21-24

1997: 6-9-1

HEAD COACH: TED MARCHIBRODA

5th AFC Central • Top Draft Choice: LB Peter Boulware

08/31	Jacksonville Jaguars	61,018	L	27-28
09/07	Cincinnati Bengals	52,968	W	23-10
09/14	@ New York Giants	69,768	W	24-23
09/21	@ Tennessee Titans	17,737	W	36-10
09/28	@ San Diego Chargers	54,094	L	17-21
10/05	Pittsburgh Steelers	64,421	L	34-42
10/19	Miami Dolphins	64,354	L	13-24
10/26	@ Washington Redskins	75,067	W	20-17
11/02	@ New York Jets	77,716	L	16-19 OT
11/09	@ Pittsburgh Steelers	56,669	L	0-37
11/16	Philadelphia Eagles	63,546	T	10-10 OT
11/23	Arizona Cardinals	53,976	L	13-16
11/30	@ Jacksonville Jaguars	63,712	L	27-29
12/07	Seattle Seahawks	54,395	W	31-24
12/14	Tennessee Titans	60,558	W	21-19
12/21	@ Cincinnati Bengals	50,917	L	14-16

1998: 6-10

HEAD COACH: TED MARCHIBRODA

4th AFC Central • Top Draft Choice: CB Duane Starks

09/06	Pittsburgh Steelers	68,847	L	13-20
09/13	@ New York Jets	70,063	W	24-10
09/20	@ Jacksonville Jaguars	67,069	L	10-24
09/27	Cincinnati Bengals	68,154	W	31-24
10/11	Tennessee Titans	68,561	L	8-12
10/18	@ Pittsburgh Steelers	58,620	L	6-16
10/25	@ Green Bay Packers	59,860	L	10-28
11/01	Jacksonville Jaguars	68,915	L	19-45
11/08	Oakland Raiders	69,037	W	13-10
11/15	@ San Diego Chargers	54,388	L	13-14
11/22	@ Cincinnati Bengals	52,571	W	20-13
11/29	Indianapolis Colts	68,898	W	38-31
12/06	@ Tennessee Titans	31,124	L	14-16
12/13	Minnesota Vikings	69,074	L	28-38
12/20	@ Chicago Bears	40,853	L	3-24
12/27	Detroit Lions	68,045	W	19-10

1999: 8-8

HEAD COACH: BRIAN BILLICK

3rd AFC Central • Top Draft Choice: CB Chris McAlister

09/12	@ St. Louis Rams	62,100	L	10-27
09/19	Pittsburgh Steelers	68,965	L	20-23
09/26	Cleveland Browns	68,803	W	17-10
10/03	@ Atlanta Falcons	50,712	W	19-13 OT
10/10	@ Tennessee Titans	65,486	L	11-14
10/21	Kansas City Chiefs	68,771	L	8-35
10/31	Buffalo Bills	68,673	L	10-13
11/07	@ Cleveland Browns	72,898	W	41-9
11/14	@ Jacksonville Jaguars	67,391	L	3-6
11/21	@ Cincinnati Bengals	43,279	W	34-31
11/28	Jacksonville Jaguars	68,428	L	23-30
12/05	Tennessee Titans	67,854	W	41-14
12/12	@ Pittsburgh Steelers	46,715	W	31-24
12/19	New Orleans Saints	67,597	W	31-8
12/26	Cincinnati Bengals	68,036	W	22-0
1/2/00	@ New England Patriots	50,263	L	3-20

2000: 12-4

HEAD COACH: BRIAN BILLICK

2nd AFC Central - Wild Card • Top Draft Choice: RB Jamal Lewis

09/03	@ Pittsburgh Steelers	55,049	W	16-0
09/10	Jacksonville Jaguars	68,843	W	39-36
09/17	@ Miami Dolphins	73,464	L	6-19
09/24	Cincinnati Bengals	68,481	W	37-0
10/01	@ Cleveland Browns	73,018	W	12-0
10/08	@ Jacksonville Jaguars	65,194	W	15-10
10/15	@ Washington Redskins	83,252	L	3-10
10/22	Tennessee Titans	69,200	L	6-14
10/29	Pittsburgh Steelers	69,405	L	6-9
11/05	@ Cincinnati Bengals	54,759	W	27-7
11/12	@ Tennessee Titans	68,490	W	24-23
11/19	Dallas Cowboys	69,416	W	27-0
11/26	Cleveland Browns	68,361	W	44-7
12/10	San Diego Chargers	68,805	W	24-3
12/17	@ Arizona Cardinals	37,452	W	13-7
12/24	New York Jets	69,184	W	34-20

AFC Wild Card Playoff Game

12/31/00	Denver Broncos	69,638	W	21-3
----------	----------------	--------	---	------

AFC Divisional Playoff Game

1/7/01	@ Tennessee Titans	68,527	W	24-10
--------	--------------------	--------	---	-------

AFC Championship Game

1/14/01	@ Oakland Raiders	62,784	W	16-3
---------	-------------------	--------	---	------

Super Bowl XXXV (Tampa, FL)

1/28/01	@ New York Giants	71,921	W	34-7
---------	-------------------	--------	---	------



ALL-TIME RESULTS

2001: 10-6

HEAD COACH: BRIAN BILLICK

2nd AFC Central - Wild Card • Top Draft Choice: TE Todd Heap

09/09	Chicago Bears	69,365	W	17-6
09/23	@ Cincinnati Bengals	49,632	L	10-21
09/30	@ Denver Broncos	75,082	W	20-13
10/07	Tennessee Titans	69,494	W	26-7
10/14	@ Green Bay Packers	59,866	L	23-31
10/21	@ Cleveland Browns	72,818	L	14-24
10/28	Jacksonville Jaguars	69,439	W	18-17
11/04	@ Pittsburgh Steelers	62,906	W	13-10
11/12	@ Tennessee Titans	68,798	W	16-10
11/18	Cleveland Browns	69,353	L	17-27
11/25	@ Jacksonville Jaguars	53,530	W	24-21
12/02	Indianapolis Colts	69,382	W	39-27
12/16	Pittsburgh Steelers	69,506	L	21-26
12/23	Cincinnati Bengals	68,987	W	16-0
12/29	@ Tampa Bay Buccaneers	65,619	L	10-22
1/7/02	Minnesota Vikings	69,465	W	19-3

AFC Wild Card Playoff Game

1/13/02	@ Miami Dolphins	72,251	W	20-3
---------	------------------	--------	---	------

AFC Divisional Playoff Game

1/20/02	@ Pittsburgh Steelers	63,976	L	10-27
---------	-----------------------	--------	---	-------

2002: 7-9

HEAD COACH: BRIAN BILLICK

3rd AFC North • Top Draft Choice: S Ed Reed

09/08	@ Carolina Panthers	70,386	L	7-10
09/15	Tampa Bay Buccaneers	69,304	L	0-25
09/30	Denver Broncos	69,538	W	34-23
10/06	@ Cleveland Browns	73,688	W	26-21
10/13	@ Indianapolis Colts	56,174	L	20-22
10/20	Jacksonville Jaguars	69,173	W	17-10
10/27	Pittsburgh Steelers	69,638	L	18-31
11/03	@ Atlanta Falcons	68,532	L	17-20
11/10	Cincinnati Bengals	69,024	W	38-27
11/17	@ Miami Dolphins	73,013	L	7-26
11/24	Tennessee Titans	69,365	W	13-12
12/01	@ Cincinnati Bengals	44,878	W	27-23
12/08	New Orleans Saints	69,334	L	25-37
12/15	@ Houston Texans	70,108	W	23-19
12/22	Cleveland Browns	69,349	L	13-14
12/29	@ Pittsburgh Steelers	61,961	L	31-34



OLB Peter Boulware led the Ravens with 7 sacks in 2002.

2003: 10-6

HEAD COACH: BRIAN BILLICK

1st AFC North - Division Title • Top Draft Choice: OLB Terrell Suggs

09/07	@ Pittsburgh Steelers	63,157	L	15-34
09/14	Cleveland Browns	69,473	W	33-13
09/21	@ San Diego Chargers	52,028	W	24-10
09/28	Kansas City Chiefs	69,459	L	10-17
10/12	@ Arizona Cardinals	24,193	W	26-18
10/19	@ Cincinnati Bengals	53,553	L	26-34
10/26	Denver Broncos	69,721	W	26-6
11/02	Jacksonville Jaguars	69,486	W	24-17
11/09	@ St. Louis Rams	66,085	L	22-33
11/16	@ Miami Dolphins	73,333	L	6-9 OT
11/23	Seattle Seahawks	69,477	W	44-41 OT
11/30	San Francisco 49ers	69,549	W	44-6
12/07	Cincinnati Bengals	69,468	W	31-13
12/14	@ Oakland Raiders	45,398	L	12-20
12/21	@ Cleveland Browns	72,548	W	35-0
12/28	Pittsburgh Steelers	70,001	W	13-10 OT

AFC Wild Card Playoff Game

1/3/04	Tennessee Titans	69,452	L	17-20
--------	------------------	--------	---	-------

2004: 9-7

HEAD COACH: BRIAN BILLICK

2nd AFC North • Top Draft Choice: DT Dwan Edwards

09/12	@ Cleveland Browns	73,068	L	3-20
09/19	Pittsburgh Steelers	69,859	W	30-13
09/26	@ Cincinnati Bengals	65,575	W	23-9
10/04	Kansas City Chiefs	69,827	L	24-27
10/10	@ Washington Redskins	90,287	W	17-10
10/24	Buffalo Bills	69,809	W	20-6
10/31	@ Philadelphia Eagles	67,715	L	10-15
11/07	Cleveland Browns	69,781	W	27-13
11/14	@ New York Jets	77,826	W	20-17 OT
11/21	Dallas Cowboys	69,924	W	30-10
11/28	@ New England Patriots	68,756	L	3-24
12/05	Cincinnati Bengals	69,695	L	26-27
12/12	New York Giants	69,856	W	37-14
12/19	@ Indianapolis Colts	57,240	L	10-20
12/26	@ Pittsburgh Steelers	64,227	L	7-20
1/2/05	Miami Dolphins	69,843	W	30-23

2005: 6-10

HEAD COACH: BRIAN BILLICK

3rd AFC North • Top Draft Choice: WR Mark Clayton

09/11	Indianapolis Colts	70,501	L	7-24
09/18	@ Tennessee Titans	69,149	L	10-25
10/02	New York Jets	70,479	W	13-3
10/09	@ Detroit Lions	61,201	L	17-35
10/16	Cleveland Browns	70,196	W	16-3
10/23	@ Chicago Bears	62,102	L	6-10
10/31	@ Pittsburgh Steelers	64,178	L	19-20
11/06	Cincinnati Bengals	70,540	L	9-21
11/13	@ Jacksonville Jaguars	66,107	L	3-30
11/20	Pittsburgh Steelers	70,601	W	16-13 OT
11/27	@ Cincinnati Bengals	65,680	L	29-42
12/04	Houston Texans	69,909	W	16-15
12/11	@ Denver Broncos	75,651	L	10-12
12/19	Green Bay Packers	70,604	W	48-3
12/25	Minnesota Vikings	70,246	W	30-23
1/1/06	@ Cleveland Browns	69,871	L	16-20

ALL-TIME RESULTS

2006: 13-3

HEAD COACH: BRIAN BILLICK

1st AFC North - Division Title • Top Draft Choice: DT Haloti Ngata

09/10	@ Tampa Bay Buccaneers	65,087	W	27-0
09/17	Oakland Raiders	70,744	W	28-6
09/24	@ Cleveland Browns	72,474	W	15-14
10/01	San Diego Chargers	70,743	W	16-13
10/09	@ Denver Broncos	76,355	L	3-13
10/15	Carolina Panthers	70,762	L	21-23
10/29	@ New Orleans Saints	69,152	W	35-22
11/05	Cincinnati Bengals	70,792	W	26-20
11/12	@ Tennessee Titans	69,143	W	27-26
11/19	Atlanta Falcons	70,790	W	24-10
11/26	Pittsburgh Steelers	70,946	W	27-0
11/30	@ Cincinnati Bengals	65,973	L	7-13
12/10	@ Kansas City Chiefs	77,232	W	20-10
12/17	Cleveland Browns	70,857	W	27-17
12/24	@ Pittsburgh Steelers	63,224	W	31-7
12/31	Buffalo Bills	70,913	W	19-7

AFC Divisional Playoff Game

1/13/07	Indianapolis Colts	71,162	L	6-15
---------	--------------------	--------	---	------

2007: 5-11

HEAD COACH: BRIAN BILLICK

4th AFC North • Top Draft Choice: G Ben Grubbs

09/10	@ Cincinnati	66,093	L	20-27
09/16	New York Jets	71,246	W	20-13
09/23	Arizona Cardinals	71,372	W	26-23
09/30	@ Cleveland Browns	73,024	L	13-27
10/07	@ San Francisco 49ers	67,885	W	9-7
10/14	St. Louis Rams	71,175	W	22-3
10/21	@ Buffalo Bills	70,727	L	14-19
11/05	@ Pittsburgh Steelers	63,457	L	7-38
11/11	Cincinnati Bengals	71,130	L	7-21
11/18	Cleveland Browns	71,055	L	30-33 OT
11/25	@ San Diego Chargers	63,337	L	14-32
12/03	New England Patriots	71,382	L	24-27
12/09	Indianapolis Colts	70,513	L	20-44
12/16	@ Miami Dolphins	70,287	L	16-22 OT
12/23	@ Seattle Seahawks	68,164	L	6-27
12/30	Pittsburgh Steelers	71,353	W	27-21



WR Derrick Mason, the Ravens' all-time leading receiver, led the team with 103 catches during the 2007 season.

2008: 11-5

HEAD COACH: JOHN HARBAUGH

2nd AFC North - Wild Card • Top Draft Choice: QB Joe Flacco

09/07	Cincinnati Bengals	70,978	W	17-10
09/21	Cleveland Browns	71,104	W	28-10
09/29	@ Pittsburgh Steelers	64,038	L	20-23 OT
10/05	Tennessee Titans	71,131	L	10-13
10/12	@ Indianapolis Colts	66,153	L	3-31
10/19	@ Miami Dolphins	64,972	W	27-13
10/26	Oakland Raiders	71,254	W	29-10
11/02	@ Cleveland Browns	73,078	W	37-27
11/09	@ Houston Texans	70,552	W	41-13
11/16	@ New York Giants	78,849	L	10-30
11/23	Philadelphia Eagles	71,379	W	36-7
11/30	@ Cincinnati Bengals	63,871	W	34-3
12/07	Washington Redskins	71,438	W	24-10
12/14	Pittsburgh Steelers	71,502	L	9-13
12/20	@ Dallas Cowboys	63,800	W	33-24
12/28	Jacksonville Jaguars	71,366	W	27-7

AFC Wild Card Playoff Game

1/4/09	@ Miami Dolphins	74,240	W	27-9
--------	------------------	--------	---	------

AFC Divisional Playoff Game

1/10/09	@ Tennessee Titans	69,143	W	13-10
---------	--------------------	--------	---	-------

AFC Championship Game

1/18/09	@ Pittsburgh Steelers	65,350	L	14-23
---------	-----------------------	--------	---	-------

2009: 9-7

HEAD COACH: JOHN HARBAUGH

2nd AFC North - Wild Card • Top Draft Choice: T Michael Oher

09/13	Kansas City Chiefs	71,099	W	38-24
09/20	@ San Diego Chargers	66,882	W	31-26
09/27	Cleveland Browns	70,950	W	34-3
10/04	@ New England Patriots	68,756	L	21-27
10/11	Cincinnati Bengals	71,161	L	14-17
10/18	@ Minnesota Vikings	63,689	L	31-33
11/01	Denver Broncos	71,132	W	30-7
11/08	@ Cincinnati Bengals	64,313	L	7-17
11/16	@ Cleveland Browns	69,023	W	16-0
11/22	Indianapolis Colts	71,320	L	15-17
11/29	Pittsburgh Steelers	71,314	W	20-17 OT
12/07	@ Green Bay Packers	70,286	L	14-27
12/13	Detroit Lions	70,673	W	48-3
12/20	Chicago Bears	71,011	W	31-7
12/27	@ Pittsburgh Steelers	64,068	L	20-23
1/3/10	@ Oakland Raiders	38,400	W	21-13

AFC Wild Card Playoff Game

1/10/10	@ New England Patriots	68,756	W	33-14
---------	------------------------	--------	---	-------

AFC Divisional Playoff Game

1/16/10	@ Indianapolis Colts	67,535	L	3-20
---------	----------------------	--------	---	------

ALL-TIME RESULTS

2010: 12-4

HEAD COACH: JOHN HARBAUGH

2nd AFC North - Wild Card • Top Draft Choice: OLB Sergio Kindle

09/13	@ New York Jets	78,127	W	10-9
09/19	@ Cincinnati Bengals	64,071	L	10-15
09/26	Cleveland Browns	71,119	W	24-17
10/03	@ Pittsburgh Steelers	64,729	W	17-14
10/10	Denver Broncos	71,246	W	31-17
10/17	@ New England Patriots	68,756	L	20-23 OT
10/24	Buffalo Bills	71,220	W	37-34 OT
11/07	Miami Dolphins	71,305	W	26-10
11/11	@ Atlanta Falcons	68,474	L	21-26
11/21	@ Carolina Panthers	73,021	W	37-13
11/28	Tampa Bay Buccaneers	70,989	W	17-10
12/05	Pittsburgh Steelers	71,418	L	10-13
12/13	@ Houston Texans	71,413	W	34-28 OT
12/19	New Orleans Saints	71,432	W	30-24
12/26	@ Cleveland Browns	65,028	W	20-10
1/2/11	Cincinnati Bengals	71,088	W	13-7

AFC Wild Card Playoff Game

1/9/11	@ Kansas City Chiefs	72,190	W	30-7
--------	----------------------	--------	---	------

AFC Divisional Playoff Game

1/15/11	@ Pittsburgh Steelers	64,879	L	24-31
---------	-----------------------	--------	---	-------

2012: 10-6

HEAD COACH: JOHN HARBAUGH

1st AFC North - Division Title • Top Draft Choice: OLB Courtney Upshaw

09/10	Cincinnati Bengals	71,064	W	44-13
09/16	@ Philadelphia Eagles	69,144	L	23-24
09/23	New England Patriots	71,269	W	31-30
09/27	Cleveland Browns	70,944	W	23-16
10/07	@ Kansas City Chiefs	68,803	W	9-6
10/14	Dallas Cowboys	71,384	W	31-29
10/21	@ Houston Texans	71,708	L	13-43
11/04	@ Cleveland Browns	65,449	W	25-15
11/11	Oakland Raiders	71,339	W	55-20
11/18	@ Pittsburgh Steelers	63,446	W	13-10
11/25	@ San Diego Chargers	57,882	W	16-13 OT
12/02	Pittsburgh Steelers	71,442	L	20-23
12/09	@ Washington Redskins	81,178	L	28-31 OT
12/16	Denver Broncos	71,317	L	17-34
12/23	New York Giants	71,470	W	33-14
12/30	@ Cincinnati Bengals	61,565	L	17-23

AFC Wild Card Playoff Game

1/6/13	Indianapolis Colts	71,379	W	24-9
--------	--------------------	--------	---	------

AFC Divisional Playoff Game

1/12/13	@ Denver Broncos	76,732	W	38-35 2OT
---------	------------------	--------	---	-----------

AFC Championship Game

1/20/13	@ New England Patriots	68,756	W	28-13
---------	------------------------	--------	---	-------

Super Bowl XLVII (New Orleans, LA)

2/3/13	vs. San Francisco 49ers	71,024	W	34-31
--------	-------------------------	--------	---	-------

2011: 12-4

HEAD COACH: JOHN HARBAUGH

1st AFC North - Division Title • Top Draft Choice: CB Jimmy Smith

09/11	Pittsburgh Steelers	71,434	W	35-7
09/18	@ Tennessee Titans	69,143	L	13-26
09/25	@ St. Louis Rams	56,289	W	37-7
10/02	New York Jets	71,247	W	34-17
10/16	Houston Texans	71,154	W	29-14
10/24	@ Jacksonville Jaguars	62,976	L	7-12
10/30	Arizona Cardinals	71,022	W	30-27
11/06	@ Pittsburgh Steelers	64,851	W	23-20
11/13	@ Seattle Seahawks	66,522	L	17-22
11/20	Cincinnati Bengals	71,320	W	31-24
11/24	San Francisco 49ers	71,345	W	16-6
12/04	@ Cleveland Browns	63,648	W	24-10
12/11	Indianapolis Colts	71,187	W	24-10
12/18	@ San Diego Chargers	67,242	L	14-34
12/24	Cleveland Browns	71,083	W	20-14
1/1/12	@ Cincinnati Bengals	63,439	W	24-16

AFC Divisional Playoff Game

1/15/12	Houston Texans	71,547	W	20-13
---------	----------------	--------	---	-------

AFC Championship Game

1/22/12	@ New England Patriots	68,756	L	20-23
---------	------------------------	--------	---	-------

10 LARGEST RAVENS CROWDS

The Ravens played in Memorial Stadium from 1996-97 and PSINet Stadium from 1998-2001. In 2002, the facility was known as Ravens Stadium. In 2003, the Ravens entered a partnership, and the stadium was re-named M&T Bank Stadium. (The stadium's capacity was increased in 2007 to 71,008 from previous listings of 70,107 and 69,084.)

HOME

01/15/12	71,547 vs. Houston Texans (Div.)
12/14/08	71,502 vs. Pittsburgh Steelers
12/23/12	71,470 vs. New York Giants
12/02/12	71,442 vs. Pittsburgh Steelers
12/07/08	71,438 vs. Washington Redskins
09/11/11	71,434 vs. Pittsburgh Steelers
12/19/10	71,432 vs. New Orleans Saints
12/05/10	71,418 vs. Pittsburgh Steelers
10/14/12	71,384 vs. Dallas Cowboys
12/03/07	71,382 vs. New England Patriots

AWAY

10/10/04	90,287 @ Washington Redskins
10/15/00	83,252 @ Washington Redskins
12/09/12	81,178 @ Washington Redskins
11/16/08	78,849 @ New York Giants
09/13/10	78,127 @ New York Jets
11/14/04	77,826 @ New York Jets
11/02/97	77,716 @ New York Jets
12/10/06	77,232 @ Kansas City Chiefs
01/12/13	76,732 @ Denver Broncos (Div.)
10/09/06	76,355 @ Denver Broncos

2012 WORLD CHAMPIONS



RAVENS VS. AFC OPPONENTS

AFC NORTH

CINCINNATI BENGALS HEAD COACH MARVIN LEWIS

Ravens Lead Regular Season Series, 19-15
Preseason Series, No Meetings



11/03/96	Bengals	24-21 Bal.	60,743
12/08/96	Bengals	21-14 @ Cin.	43,022
09/07/97	Ravens	23-10 Bal.	52,968
12/21/97	Bengals	16-14 @ Cin.	50,917
09/27/98	Ravens	31-21 Bal.	68,154
11/22/98	Ravens	20-13 @ Cin.	52,571
11/21/99	Ravens	34-31 @ Cin.	43,279
12/26/99	Ravens	22-0 Bal.	68,036
09/24/00	Ravens	37-0 Bal.	68,481
11/05/00	Ravens	27-7 @ Cin.	54,759
09/23/01	Bengals	21-10 @ Cin.	49,632
12/23/01	Ravens	16-0 Bal.	68,987
11/10/02	Ravens	38-27 Bal.	69,024
12/01/02	Ravens	27-23 @ Cin.	44,878
10/19/03	Bengals	34-26 @ Cin.	53,553
12/07/03	Ravens	31-13 Bal.	69,468
09/26/04	Ravens	23-9 @ Cin.	65,575
12/05/04	Bengals	27-26 Bal.	69,695
11/06/05	Bengals	21-9 Bal.	70,540
11/27/05	Bengals	42-29 @ Cin.	65,680
11/05/06	Ravens	26-20 Bal.	70,792
11/30/06	Bengals	13-7 @ Cin.	65,973
09/10/07	Bengals	27-20 @ Cin.	66,093
11/11/07	Bengals	21-7 Bal.	71,130
09/07/08	Ravens	17-10 Bal.	70,978
11/30/08	Ravens	34-3 @ Cin.	63,871
10/11/09	Bengals	17-14 Bal.	71,161
11/08/09	Bengals	17-7 @ Cin.	64,313
09/19/10	Bengals	15-10 @ Cin.	64,071
01/02/11	Ravens	13-7 Bal.	71,088
11/20/11	Ravens	31-24 Bal.	71,320
01/01/12	Ravens	24-16 @ Cin.	63,439
09/10/12	Ravens	44-13 Bal.	71,064
12/30/12	Bengals	23-17 @ Cin.	61,565

CLEVELAND BROWNS HEAD COACH ROB CHUDZINSKI

Ravens Lead Regular Season Series, 21-7
Preseason Series, No Meetings



09/26/99	Ravens	17-10 Bal.	68,803
11/07/99	Ravens	41-9 @ Cle.	72,898
10/01/00	Ravens	12-0 @ Cle.	73,018
11/26/00	Ravens	44-7 Bal.	68,361
10/21/01	Browns	24-14 @ Cle.	72,818
11/18/01	Browns	27-17 Bal.	69,353
10/06/02	Ravens	26-21 @ Cle.	73,688
12/22/02	Browns	14-13 Bal.	69,348
09/14/03	Ravens	33-13 Bal.	69,473
12/21/03	Ravens	35-0 @ Cle.	72,548
09/12/04	Browns	20-3 @ Cle.	73,068
11/07/04	Ravens	27-13 Bal.	69,781

10/16/05	Ravens	16-3 Bal.	70,196
01/01/06	Browns	20-16 @ Cle.	69,871
09/24/06	Ravens	15-14 @ Cle.	72,474
12/17/06	Ravens	27-17 Bal.	70,857
09/30/07	Browns	27-13 @ Cle.	73,024
11/18/07	Browns	33-30 Bal. OT	71,055
09/21/08	Ravens	28-10 Bal.	71,104
11/02/08	Ravens	37-27 @ Cle.	73,078
09/27/09	Ravens	34-3 Bal.	70,950
11/16/09	Ravens	16-0 @ Cle.	69,023
09/26/10	Ravens	24-17 Bal.	71,119
12/26/10	Ravens	20-10 @ Cle.	65,028
12/04/11	Ravens	24-10 @ Cle.	63,648
12/24/11	Ravens	20-14 Bal.	71,083
09/27/12	Ravens	23-16 Bal.	70,944
11/04/12	Ravens	25-15 @ Cle.	65,449

PITTSBURGH STEELERS HEAD COACH MIKE TOMLIN

Steelers Lead Regular Season Series, 19-15
Preseason Series, No Meetings



09/08/96	Steelers	31-17 @ Pit.	57,241
12/01/96	Ravens	31-17 Bal.	51,822
10/05/97	Steelers	42-34 Bal.	64,421
11/09/97	Steelers	37-0 @ Pit.	56,669
09/06/98	Steelers	20-13 Bal.	68,847
10/18/98	Steelers	16-6 @ Pit.	58,620
09/19/99	Steelers	23-20 Bal.	68,965
12/12/99	Ravens	31-24 @ Pit.	46,715
09/03/00	Ravens	16-0 @ Pit.	55,049
10/29/00	Steelers	9-6 Bal.	69,405
11/04/01	Ravens	13-10 @ Pit.	62,906
12/16/01	Steelers	26-21 Bal.	69,506
10/27/02	Steelers	31-18 Bal.	69,638
12/29/02	Steelers	34-31 @ Pit.	61,961
09/07/03	Steelers	34-15 @ Pit.	63,157
12/28/03	Ravens	13-10 Bal. OT	70,001
09/19/04	Ravens	30-13 Bal.	69,859
12/26/04	Steelers	20-7 @ Pit.	64,227
10/31/05	Steelers	20-19 @ Pit.	64,178
11/20/05	Ravens	16-13 Bal. OT	70,601
11/26/06	Ravens	27-0 Bal.	70,946
12/24/06	Ravens	31-7 @ Pit.	63,224
11/05/07	Steelers	38-7 @ Pit.	63,457
12/30/07	Ravens	27-21 Bal.	71,353
09/29/08	Steelers	23-20 @ Pit. OT.	64,038
12/14/08	Steelers	13-9 Bal.	71,502
11/29/09	Ravens	20-17 Bal. OT	71,314
12/27/09	Steelers	23-20 @ Pit.	64,068
10/03/10	Ravens	17-14 @ Pit.	64,729
12/05/10	Steelers	13-10 Bal.	71,418
09/11/11	Ravens	35-7 Bal.	71,434
11/06/11	Ravens	23-20 @ Pit.	64,851
11/18/12	Ravens	13-10 @ Pit.	63,446
12/02/12	Steelers	23-20 Bal.	71,442

RAVENS VS. AFC OPPONENTS

AFC NORTH (PIT.) CONT'D

Steelers Lead Postseason Series, 3-0

01/20/02	Steelers	27-10 @ Pit.....	63,976
		Divisional Playoff	
01/18/09	Steelers	23-14 @ Pit.....	65,350
		AFC Championship	
01/15/11	Steelers	31-24 @ Pit.....	64,879
		Divisional Playoff	

AFC SOUTH

HOUSTON TEXANS HEAD COACH GARY KUBIAK

Ravens Lead Regular Season Series, 5-1 Preseason Series, No Meetings



12/15/02	Ravens	23-19 @ Hou.	70,108
12/04/05	Ravens	16-15 Bal.	69,909
11/09/08	Ravens	41-13 @ Hou.	70,552
12/13/10	Ravens	34-28 @ Hou. OT	71,413
10/16/11	Ravens	29-14 Bal.	71,154
10/21/12	Texans	43-13 @ Hou.	71,708

Ravens Lead Postseason Series, 1-0

01/15/12	Ravens	20-13 Bal.	71,547
		Divisional Playoff	

INDIANAPOLIS COLTS HEAD COACH CHUCK PAGANO

Colts Lead Regular Season Series, 7-3 Preseason Series, No Meetings



10/13/96	Colts	26-21 @ Ind.	56,978
11/29/98	Ravens	38-31 Bal.	68,898
12/02/01	Ravens	39-27 Bal.	69,382
10/13/02	Colts	22-20 @ Ind.	56,174
12/09/04	Colts	20-10 @ Ind.	57,240
09/11/05	Colts	24-7 Bal.	70,501
12/09/07	Colts	44-20 Bal.	70,513
10/12/08	Colts	31-3 @ Ind.	66,153
11/22/09	Colts	17-15 Bal.	71,320
12/11/11	Ravens	24-10 Bal.	71,187

Colts Lead Postseason Series, 2-1

01/13/07	Colts	15-6 Bal.	71,162
		Divisional Playoff	
01/16/10	Colts	20-3 @ Ind.	67,535
		Divisional Playoff	
01/06/13	Ravens	24-9 Bal.	71,379
		Wild Card Playoff	



JACKSONVILLE JAGUARS HEAD COACH GUS BRADLEY

Jaguars Lead Regular Season Series, 10-7 Ravens Lead Preseason Series, 1-0



Preseason

08/23/12	Ravens	48-17 Bal.	70,502
----------	--------	-----------------	--------

Regular Season

11/10/96	Jaguars	30-27 @ Jax.....	64,628
11/24/96	Jaguars	28-25 Bal.	57,384
08/31/97	Jaguars	28-27 Bal.	61,018
11/30/97	Jaguars	29-27 @ Jax.....	63,712
09/20/98	Jaguars	24-10 @ Jax.....	67,069
11/01/98	Jaguars	45-19 Bal.	68,915
11/14/99	Jaguars	6-3 @ Jax.....	67,391
11/28/99	Jaguars	30-23 Bal.	68,428
09/10/00	Ravens	39-36 Bal.	68,843
10/08/00	Ravens	15-10 @ Jax.....	65,194
10/28/01	Ravens	18-17 Bal.	69,439
11/25/01	Ravens	24-21 @ Jax.....	53,530
10/20/02	Ravens	17-10 Bal.	69,173
11/02/03	Ravens	24-17 Bal.	69,486
11/13/05	Jaguars	30-3 @ Jax.....	66,107
12/28/08	Ravens	27-7 Bal.	71,366
10/24/11	Jaguars	12-7 @ Jax.....	62,976

TENNESSEE TITANS HEAD COACH MIKE MUNCHAK

Titans Lead Regular Season Series, 9-8 Preseason Series, No Meetings



09/15/96	Oilers	29-13 @ Hou.	20,082
12/22/96	Oilers	24-21 Bal.	52,704
09/21/97	Ravens	36-10 @ Ten.....	17,737
12/14/97	Ravens	21-19 Bal.	60,558
10/11/98	Titans	12-8 Bal.	68,561
12/06/98	Titans	16-14 @ Ten.....	31,124
10/10/99	Titans	14-11 @ Ten.....	65,486
12/05/99	Ravens	41-14 Bal.	67,854
10/22/00	Titans	16-14 Bal.	68,490
11/12/00	Ravens	24-23 @ Ten.....	69,200
10/07/01	Ravens	26-7 Bal.	69,494
11/12/01	Ravens	16-10 @ Ten.....	68,798
11/24/02	Ravens	13-12 Bal.	69,365
09/18/05	Titans	25-10 @ Ten.....	69,149
11/12/06	Ravens	27-26 @ Ten.....	69,143
10/05/08	Titans	13-10 Bal.	71,131
09/18/11	Titans	26-13 @ Ten.....	69,143

Ravens Lead Postseason Series, 2-1

01/07/01	Ravens	24-10 @ Ten.....	68,527
		Divisional Playoff	
01/03/04	Titans	20-17 Bal.	69,452
		Wild Card	
01/10/09	Ravens	13-10 @ Ten.....	69,143
		Divisional Playoff	

RAVENS VS. AFC OPPONENTS

AFC EAST

BUFFALO BILLS HEAD COACH DOUG MARRONE

Ravens Lead Regular Season Series, 3-2
Bills Lead Preseason Series, 2-1



Preseason

08/23/96	Ravens	37-14 @ Buf.	51,905
08/22/97	Bills	31-28 Bal.	54,473
08/09/03	Bills	28-10 Bal.	68,550

Regular Season

10/31/99	Bills	13-10 Bal.	68,673
10/24/04	Ravens	20-6 Bal.	69,809
12/31/06	Ravens	19-7 Bal.	70,913
10/21/07	Bills	19-14 @ Buf.	70,727
10/24/10	Ravens	37-34 Bal. OT	71,220

MIAMI DOLPHINS HEAD COACH JOE PHILBIN

Dolphins Lead Regular Season Series, 5-3
Preseason Series, No Meetings



10/19/97	Dolphins	24-13 Bal.	64,354
09/17/00	Dolphins	19-6 @ Mia.	73,464
11/17/02	Dolphins	26-7 @ Mia.	73,013
11/16/03	Dolphins	9-6 @ Mia. OT	73,333
01/02/05	Ravens	30-23 Bal.	69,843
12/16/07	Dolphins	22-16 @ Mia. OT	70,287
10/19/08	Ravens	27-13 @ Mia.	64,972
11/07/10	Ravens	26-10 Bal.	71,305

Ravens Lead Postseason Series, 2-0

01/13/02	Ravens	20-3 @ Mia.	72,251
	Wild Card		
01/04/09	Ravens	27-9 @ Mia.	74,240
	Wild Card		

NEW ENGLAND PATRIOTS HEAD COACH BILL BELICHICK

Patriots Lead Regular Season Series, 6-1
Ravens Lead Preseason Series, 1-0



Preseason

08/07/08	Ravens	16-15 @ NE.	68,756
----------	--------	-------------	--------

Regular Season

10/06/96	Patriots	46-38 Bal.	63,569
01/02/00	Patriots	20-3 @ NE.	50,263
11/28/04	Patriots	24-3 @ NE.	68,756
12/03/07	Patriots	27-24 Bal.	71,382
10/04/09	Patriots	27-21 @ NE.	68,756
10/17/10	Patriots	23-20 @ NE OT.	68,756
09/23/12	Ravens	31-30 Bal.	71,269

Ravens Lead Postseason Series, 2-1

01/10/10	Ravens	33-14 @ NE.	68,756
	Wild Card		
01/22/12	Patriots	23-20 @ NE.	68,756
	AFC Championship		

01/20/13	Ravens	28-13 @ NE.	68,756
	AFC Championship		

NEW YORK JETS HEAD COACH REX RYAN

Ravens Lead Regular Season Series, 7-1
Preseason Series Tied, 3-3



Preseason

08/08/97	Jets	39-29 @ NYJ.	23,067
08/16/98	Ravens	33-0 @ NYJ.	47,906
08/22/00	Ravens	10-0 Bal.	66,588
08/18/01	Jets	16-3 @ NYJ.	76,406
08/15/02	Jets	34-16 Bal.	67,681
08/24/09	Ravens	24-23 Bal.	70,335

Regular Season

11/02/97	Jets	19-16 @ NYJ OT.	59,524
09/13/98	Ravens	24-10 @ NYJ.	70,063
12/24/00	Ravens	34-20 Bal.	69,184
11/14/04	Ravens	20-17 @ NYJ OT.	77,826
10/02/05	Ravens	13-3 Bal.	70,479
09/16/07	Ravens	20-13 Bal.	71,246
09/13/10	Ravens	10-9 @ NYJ.	78,127
10/02/11	Ravens	34-17 Bal.	71,247

AFC WEST

DENVER BRONCOS HEAD COACH JOHN FOX

Ravens Lead Regular Season Series, 5-4
Preseason Series, No Meetings



10/20/96	Broncos	45-34 @ Den.	70,453
09/30/01	Ravens	20-13 @ Den.	75,082
09/30/02	Ravens	34-23 Bal.	69,638
10/26/03	Ravens	26-6 Bal.	69,721
12/11/05	Broncos	12-10 @ Den.	75,651
10/09/06	Broncos	13-3 @ Den.	76,355
11/01/09	Ravens	30-7 Bal.	71,132
10/10/10	Ravens	31-17 Bal.	71,246
12/16/12	Broncos	34-17 Bal.	71,317

Ravens Lead Postseason Series, 2-0

12/31/00	Ravens	21-3 Bal.	69,638
	Wild Card		
01/12/13	Ravens	38-35 @ Den. 2OT	76,732
	Divisional Playoff		

KANSAS CITY CHIEFS HEAD COACH ANDY REID

Regular Season Series Tied, 3-3
Ravens Lead Preseason Series, 1-0



Preseason

08/19/11	Ravens	31-13 Bal.	70,690
----------	--------	------------	--------

RAVENS VS. AFC / NFC OPPONENTS

AFC WEST (KC) CONT'D

Regular Season

10/21/99	Chiefs	35-8 Bal.	68,771
09/28/03	Chiefs	17-10 Bal.	69,459
10/04/04	Chiefs	27-24 Bal.	69,827
12/10/06	Ravens	20-10 @ KC	77,232
09/13/09	Ravens	38-24 Bal.	71,099
10/07/12	Ravens	9-6 @ KC	68,803

Ravens Lead Postseason Series, 1-0

01/09/11	Ravens	30-7 @ KC	72,190
	Wild Card		

OAKLAND RAIDERS

HEAD COACH DENNIS ALLEN

Ravens Lead Regular Season Series, 6-1

Preseason Series, No Meetings

09/01/96	Ravens	19-14 Bal.	64,124
11/08/98	Ravens	13-10 Bal.	69,037
12/14/03	Raiders	20-12 @ Oak.	45,398
09/17/06	Ravens	28-6 Bal.	70,744
10/26/08	Ravens	29-10 Bal.	71,254
01/03/10	Ravens	21-13 @ Oak.	38,400
11/11/12	Ravens	55-20 Bal.	71,339

Ravens Lead Postseason Series, 1-0

01/14/01	Ravens	16-3 @ Oak.	62,784
	AFC Championship		



SAN DIEGO CHARGERS

HEAD COACH MIKE MCCOY

Ravens Lead Regular Season Series, 5-4

Preseason Series, No Meetings

09/28/97	Chargers	21-17 @ SD	54,094
11/15/98	Chargers	14-13 @ SD	54,388
12/10/00	Ravens	24-3 Bal.	68,805
09/21/03	Ravens	24-10 @ SD	52,028
10/01/06	Ravens	16-13 Bal.	70,743
11/25/07	Chargers	32-14 @ SD	63,337
09/20/09	Ravens	31-26 @ SD	66,882
12/18/11	Chargers	34-14 @ SD	67,242
11/25/12	Ravens	16-13 @ SD OT	57,882



NFC NORTH

CHICAGO BEARS

HEAD COACH MARC TRESTMAN

Regular Season Series Tied, 2-2

Ravens Lead Preseason Series, 1-0

Preseason

08/08/98	Ravens	19-14 @ Chi.	65,938
----------	--------	--------------	--------

Regular Season

12/20/98	Bears	24-3 @ Chi.	40,853
09/09/01	Ravens	17-6 Bal.	69,365
10/23/05	Bears	10-6 @ Chi.	62,102
12/20/09	Ravens	31-7 Bal.	71,011



DETROIT LIONS

HEAD COACH JIM SCHWARTZ

Ravens Lead Regular Season Series, 2-1

Ravens Lead Preseason Series, 2-1



Preseason

08/09/02	Ravens	12-6 Bal.	67,421
08/28/04	Ravens	17-6 Bal.	69,552
08/17/12	Lions	27-12 Bal.	70,567

Regular Season

12/27/98	Ravens	19-10 Bal.	68,045
10/09/05	Lions	35-17 @ Det.	61,201
12/13/09	Ravens	48-3 Bal.	70,673

GREEN BAY PACKERS

HEAD COACH MIKE MCCARTHY

Packers Lead Regular Season Series, 3-1

Packers Lead Preseason Series, 1-0



Preseason

08/17/96	Packers	17-15 Bal.	62,025
----------	---------	------------	--------

Regular Season

10/25/98	Packers	28-10 @ GB	59,860
10/14/01	Packers	31-23 @ GB	59,866
12/19/05	Ravens	48-3 Bal.	70,604
12/07/09	Packers	27-14 @ GB	70,286

MINNESOTA VIKINGS

HEAD COACH LESLIE FRAZIER

Regular Season Series Tied, 2-2

Vikings Lead Preseason Series, 2-0



Preseason

08/25/06	Vikings	30-7 @ Min.	63,257
08/16/08	Vikings	23-15 Bal.	70,585

Regular Season

12/13/98	Vikings	38-28 Bal.	69,074
01/07/02	Ravens	19-3 Bal.	69,465
12/25/05	Ravens	30-23 Bal.	70,246
10/18/09	Vikings	33-31 @ Min.	63,689

NFC SOUTH

ATLANTA FALCONS

HEAD COACH MIKE SMITH

Regular Season Series Tied, 2-2

Ravens Lead Preseason Series, 6-3



Preseason

08/21/99	Ravens	19-6 @ Atl.	44,843
08/16/03	Ravens	13-10 @ Atl.	68,237
08/12/04	Ravens	24-0 Bal.	69,299
08/13/05	Falcons	16-3 @ Atl.	67,123
08/31/07	Falcons	13-10 @ Atl.	71,377
08/28/08	Falcons	10-9 Bal.	70,149
09/03/09	Ravens	20-3 @ Atl.	66,610
09/01/11	Ravens	21-7 @ Atl.	61,216
08/09/12	Ravens	31-17 @ Atl.	68,449

RAVENS VS. NFC OPPONENTS

NFC SOUTH (ATL.) CONT'D

Regular Season

10/03/99	Ravens	19-13 OT @ Atl.	50,712
11/03/02	Falcons	20-17 @ Atl.	68,532
11/19/06	Ravens	24-10 Bal.	70,790
11/11/10	Falcons	26-21 @ Atl.	68,474

CAROLINA PANTHERS HEAD COACH RON RIVERA

Panthers Lead Regular Season Series, 3-1
Ravens Lead Preseason Series, 4-1



Preseason

08/28/99	Ravens	28-24 Bal.	66,247
08/18/00	Ravens	24-13 @ Car.	72,551
08/23/01	Panthers	20-17 Bal.	66,619
08/29/09	Ravens	17-13 @ Car.	71,045
08/12/10	Ravens	17-12 Bal.	70,579

Regular Season

12/15/96	Panthers	27-16 @ Car.	70,075
09/08/02	Panthers	10-7 @ Car.	70,386
10/15/06	Panthers	23-21 Bal.	70,762
11/21/10	Ravens	37-13 @ Car.	73,021

NEW ORLEANS SAINTS HEAD COACH SEAN PAYTON

Ravens Lead Regular Season Series, 4-1
Ravens Lead Preseason Series, 1-0



Preseason

08/26/05	Ravens	21-6 @ NO.	44,485
----------	--------	------------	--------

Regular Season

09/29/96	Ravens	17-10 Bal.	61,063
12/19/99	Ravens	31-8 Bal.	67,597
12/08/02	Saints	37-25 Bal.	69,334
10/29/06	Ravens	35-22 @ NO.	69,152
12/19/10	Ravens	30-24 Bal.	71,432

TAMPA BAY BUCCANEERS HEAD COACH GREG SCHIANO

Regular Season Series Tied, 2-2
Preseason Series, No Meetings



12/29/01	Bucs	22-10 @ TB	65,619
09/15/02	Bucs	25-0 Bal.	69,304
09/10/06	Ravens	27-0 @ TB	65,087
11/28/10	Ravens	17-10 Bal.	70,989



NFC EAST

DALLAS COWBOYS HEAD COACH JASON GARRETT

Ravens Lead Regular Season Series, 4-0
Preseason Series, No Meetings



11/19/00	Ravens	27-0 Bal.	69,416
11/21/04	Ravens	30-10 Bal.	69,924
12/20/08	Ravens	33-24 @ Dal.	63,800
10/14/12	Ravens	31-29 Bal.	71,384

NEW YORK GIANTS HEAD COACH TOM COUGHLIN

Ravens Lead Regular Season Series, 3-1
Ravens Lead Preseason Series, 7-5



Preseason

08/10/96	Ravens	37-27 @ NYG	39,799
08/02/97	Giants	21-20 Bal.	53,268
08/28/98	Ravens	14-6 @ NYG	48,754
09/03/99	Ravens	28-24 Bal.	60,092
08/25/00	Ravens	24-17 @ NYG	76,527
08/31/01	Ravens	38-9 Bal.	66,197
08/29/02	Giants	13-0 @ NYG	76,572
08/28/03	Giants	30-24 Bal.	68,169
09/02/04	Ravens	27-17 @ NYG	75,498
08/11/06	Giants	17-16 Bal.	70,249
08/19/07	Giants	13-12 Bal.	70,754
08/28/10	Ravens	24-10 Bal.	70,742

Regular Season

09/14/97	Ravens	24-23 @ NYG	69,768
12/12/04	Ravens	37-14 Bal.	69,856
11/16/08	Giants	30-10 @ NYG	78,849
12/23/12	Ravens	33-14 Bal.	71,470

Ravens Lead Postseason Series, 1-0

01/28/01	Ravens	34-7 @ NYG	71,921
----------	--------	------------	--------

Super Bowl XXXV (Tampa, FL)

PHILADELPHIA EAGLES HEAD COACH CHIP KELLY

Eagles Lead Regular Season Series, 2-1-1
Ravens Lead Preseason Series, 7-4



Preseason

08/03/96	Ravens	17-9 Bal.	63,804
08/16/97	Eagles	24-13 @ Phi.	60,939
08/24/98	Ravens	23-6 Bal.	65,970
08/12/99	Ravens	10-7 @ Phi.	43,552
08/05/00	Ravens	16-13 Bal.	65,459
08/13/01	Game Cancelled / Field Conditions		
08/23/02	Ravens	13-12 Bal.	58,443
08/20/04	Eagles	26-17 @ Phi.	67,218
08/20/05	Eagles	20-14 Bal.	70,303
08/17/06	Ravens	20-10 Bal.	70,255
08/13/07	Ravens	29-3 Bal.	72,994
08/11/11	Eagles	13-6 @ Phi.	69,144

RAVENS VS. NFC OPPONENTS

NFC EAST (PHI.) CONT'D

Regular Season

11/16/97	Tie	10-10 Bal. OT	63,546
10/31/04	Eagles	15-10 @ Phi.	67,715
11/23/08	Ravens	36-7 Bal.	71,379
09/16/12	Eagles	24-23 @ Phi.	69,144

WASHINGTON REDSKINS

HEAD COACH MIKE SHANAHAN

Ravens Lead Regular Season Series, 3-2

Ravens Lead Preseason Series, 5-2



Preseason

08/23/03	Redskins	24-3 @ Was.	70,460
09/01/05	Ravens	26-20 Bal. OT	69,885
08/31/06	Ravens	17-10 @ Was.	60,326
08/25/07*	Redskins	13-7 @ Was.	60,080
08/13/09	Ravens	23-0 Bal.	70,723
08/21/10	Ravens	23-3 @ Was.	72,994
08/25/11	Ravens	34-31 Bal.	70,631

*Game Terminated (3rd Qtr. / Weather Conditions)

Regular Season

10/26/97	Ravens	20-17 @ Was.	75,067
10/15/00	Redskins	10-3 @ Was.	83,252
10/10/04	Ravens	17-10 @ Was.	90,287
12/07/08	Ravens	24-10 Bal.	71,438
12/09/12	Redskins	31-28 @ Was. OT	81,178

NFC WEST

ARIZONA CARDINALS

HEAD COACH BRUCE ARIANS

Ravens Lead Regular Season Series, 4-1

Preseason Series, No Meetings



11/28/97	Cardinals	16-13 Bal.	53,976
12/17/00	Ravens	13-7 @ Ari.	37,452
10/12/03	Ravens	26-18 @ Ari.	24,193
09/23/07	Ravens	26-23 Bal.	71,372
10/30/11	Ravens	30-27 Bal.	71,022

ST. LOUIS RAMS

HEAD COACH JEFF FISHER

Ravens Lead Regular Season Series, 3-2

Rams Lead Preseason Series, 3-0



Preseason

08/23/08	Rams	24-10 @ STL	60,862
09/02/10	Rams	27-21 @ STL	42,327
08/30/12	Rams	31-17 @ STL	53,371

Regular Season

10/27/96	Ravens	37-31 Bal. OT	60,256
09/12/99	Rams	27-10 @ STL	62,100
11/09/03	Rams	33-22 @ STL	66,085
10/14/07	Ravens	22-3 Bal.	71,175
09/25/11	Ravens	37-7 @ STL	56,289

SAN FRANCISCO 49ERS

HEAD COACH JIM HARBAUGH

Ravens Lead Regular Season Series, 3-1

Preseason Series, No Meetings



11/17/96	49ers	38-20 @ SF	51,596
11/30/03	Ravens	44-6 Bal.	69,549
10/07/07	Ravens	9-7 @ SF	67,885
11/24/11	Ravens	16-6 Bal.	71,345

Ravens Lead Postseason Series, 1-0

02/03/13	Ravens	34-31 vs. SF.	71,024
----------	--------	---------------	--------

Super Bowl XLVII (New Orleans, LA)

SEATTLE SEAHAWKS

HEAD COACH PETE CARROLL

Regular Season Series Tied, 2-2

Preseason Series, No Meetings



12/07/97	Ravens	31-24 Bal.	54,395
11/23/03	Ravens	44-41 Bal. OT	69,477
12/23/07	Seahawks	27-6 @ Sea.	68,164
11/13/11	Seahawks	22-17 @ Sea.	66,522

RAVENS RING OF HONOR

- 2013** LB Ray Lewis
- 2012** RB Jamal Lewis
- 2011** K Matt Stover
- 2008** T Jonathan Ogden
- 2006** LB Peter Boulware
- 2004** DE Michael McCrary
- 2003** Former Ravens Owner (and Current Minority Owner) Art Modell
- 2002** Eight Baltimore Colts: QB Johnny Unitas, WR Raymond Berry, RB Lenny Moore, DT Art Donovan, DE Gino Marchetti, TE John Mackey, OT Jim Parker and LB Ted Hendricks (all of these players listed are NFL Hall of Famers)
- 2001** RB Earnest Byner

RAVENS

Ring of Honor

PRESENTED BY
SMYTH
Jewelers

The Ravens' Ring of Honor, presented by Smyth Jewelers, salutes special inductees at M&T Bank Stadium with banners. Each member is recognized for his extraordinary contributions to the NFL, the Ravens and the Baltimore community.

1996 STATISTICS

RESULTS AND ATTENDANCE

WON 4, LOST 12

Date	Result	Score	Opponent	Attendance
09/01	W	19-14	Oakland	64,124
09/08	L	17-31	at Pittsburgh	57,241
09/15	L	13-29	at Houston	20,082
09/22			Bye Week	
09/29	W	17-10	New Orleans	61,063
10/06	L	38-46	New England	63,569
10/13	L	21-26	at Indianapolis	56,978
10/20	L	34-45	at Denver	70,453
10/27	W	37-31 (OT)	St. Louis	60,256
11/03	L	21-24	Cincinnati	60,743
11/10	L	27-30	at Jacksonville	64,628
11/17	L	20-38	at San Francisco	51,596
11/24	L	25-28 (OT)	Jacksonville	57,384
12/01	W	31-17	Pittsburgh	51,822
12/08	L	14-21	at Cincinnati	43,022
12/15	L	16-27	at Carolina	70,075
12/22	L	21-24	Houston	52,704

TEAM STATISTICS

TOTAL FIRST DOWNS

	RAVENS	OPPONENT
Rushing	108	115
Passing	208	213
Penalty	22	23
3rd Down: Made/Att	88/201	108/224
3rd Down Pct.	43.8	48.2
4th Down: Made/Att	4/10	7/13
4th Down Pct.	40.0	53.8
TOTAL NET YARDS	5723	5889
Avg. Per Game	357.7	368.1
Total Plays	1024	1075
Avg. Per Play	5.6	5.5
NET YARDS RUSHING	1745	1920
Avg. Per Game	109.1	120.0
Total Rushes	416	508
NET YARDS PASSING	3978	3969
Avg. Per Game	248.6	248.1
Sacked/Yards Lost	38/296	30/146
Gross Yards	4274	4115
Att./Completions	570/335	537/350
Completion Pct.	58.8	65.2
Had Intercepted	20	15
PUNTS/AVERAGE	69/43.2	68/42.4
NET PUNTING AVG.	37.8	35.6
PENALTIES/YARDS	94/818	104/744
FUMBLES/BALL LOST	23/13	23/7
TOUCHDOWNS	45	50
Rushing	10	18
Passing	34	27
Returns	1	5

SCORE BY PERIODS

	1	2	3	4	OT	PTS
RAVENS	70	129	64	102	6	371
Opponents	88	128	92	130	3	441

SCORING

	R	P	KR	DR	PAT	FG	2R	2P	S	TP
Stover	0	0	0	0	34/35	19/25	0	0	0	91
Jackson	0	14	0	0	0/0	0/0	0	2	0	88
Alexander	0	9	0	0	0/0	0/0	0	1	0	56
Byner	4	1	0	0	0/0	0/0	0	0	0	30
Morris	4	1	0	0	0/0	0/0	0	0	0	30
Testaverde	2	0	0	0	0/0	0/0	1	0	0	14
Turner	0	2	0	0	0/0	0/0	0	0	0	12
Arvie	0	1	0	0	0/0	0/0	0	0	0	6
Caldwell	0	0	0	1	0/0	0/0	0	0	0	6
Green	0	1	0	0	0/0	0/0	0	0	0	6
Jones	0	1	0	0	0/0	0/0	0	0	0	6
Kinchen	0	1	0	0	0/0	0/0	0	0	0	6
Lewis	0	1	0	0	0/0	0/0	0	0	0	6
Ogden	0	1	0	0	0/0	0/0	0	0	0	6
Williams	0	1	0	0	0/0	0/0	0	0	0	6
Gardner	0	0	0	0	0/0	0/0	1	0	0	2
RAVENS	10	34	0	1	34/35	19/25	2	3	0	371
Opponents	18	27	0	5	41/41	28/31	3	4	1	441

2-PT. CONVERSIONS: RAVENS 5-9; Opponents 7-9

SACKS: Caldwell 4.5, Pleasant 4.0, Croel 3.0, Burnett 3.0, Williams 3.0, Thompson 3.0, Goad 3.0, Lewis 2.5, Fortune 1.0, Jones 1.0, Lyle 1.0, Brady 0.5, Footman 0.5, **RAVENS 30.0; Opponents: 38.0**

PASSING	ATT	COMP	YARDS	COMP%	YDS/ATT	TD	TD%	INT	INT%	LG	SACK/LOST	RATING
Testaverde	549	325	4177	59.2	7.61	33	6.0	19	3.5	86t	34/270	88.7
Zeier	21	10	97	47.6	4.62	1	4.8	1	4.8	15	4/26	57.0
RAVENS	570	335	4274	58.8	7.50	34	6.0	20	3.5	86t	38/296	87.6
Opponents	537	350	4115	65.2	7.66	27	5.0	15	2.8	55	30/146	93.4

RUSHING

	NO	YDS	AVG	LG	TD
Morris	172	737	4.3	19	4
Byner	159	634	4.0	42	4
Testaverde	34	188	5.5	22	2
Gardner	26	108	4.2	19	0
Hoard	15	61	4.1	10	0
Turner	2	12	6.0	6	0
Zeier	2	8	4.0	5	0
Hunter	1	0	0.0	0	0
Montgomery	1	0	0.0	0	0
Alexander	3	0	0.0	12	0
Lewis	1	-3	-3.0	-3	0
RAVENS	416	1745	4.2	42	10
Opponents	508	1920	3.8	71t	18

RECEIVING

	NO	YDS	AVG	LG	TD
Jackson	76	1201	15.8	86t	14
Alexander	62	1099	17.7	64t	9
Kinchen	55	581	10.6	29	1
Turner	38	461	12.1	27t	2
Byner	30	270	9.0	40	1
Morris	25	242	9.7	52t	1
Green	15	150	10.0	23	1
Williams	13	85	6.5	19	1
Gardner	7	28	4.0	7	0
Lewis	5	78	15.6	24	1
Ethridge	2	24	12.0	15	0
Bishop	2	22	11.0	13	0
Hunter	1	25	25.0	25	0
Hoard	1	4	4.0	4	0
Jones	1	2	2.0	2t	1
Ogden	1	1	1.0	1t	1
Arvie	1	1	1.0	1t	1
RAVENS	335	4274	12.8	86t	34
Opponents	350	4115	11.8	55	27

INTERCEPTIONS

	NO	YDS	AVG	LG	TD
Langham	5	59	11.8	28	0
Turner	5	1	0.2	1	0
Caldwell	1	45	45.0	45t	1
Adams	1	16	16.0	16	0
Croel	1	16	16.0	16	0
Moore	1	10	10.0	10	0
Lewis	1	0	0.0	0	0
RAVENS	15	147	9.8	45t	1
Opponents	20	349	17.5	68t	3

PUNTING

	NO	YDS	AVG	TB	IN	LG	BLK
Montgomery	68	2980	43.8	5	23	67	1
Team	1	0	0.0	0	0	0	0
RAVENS	69	2980	43.2	5	23	67	1
Opponents	68	2881	42.4	5	27	64	0

PUNT RETURNS

	RET	FC	YDS	AVG	LG	TD
Lewis	36	13	339	9.4	46	0
Alexander	1	0	15	15.0	15	0
Ethridge	1	0	3	3.0	3	0
Hunter	0	1	0	-	0	0
RAVENS	38	14	357	9.4	46	0
Opponents	27	14	273	10.1	47	0

KICKOFF RETURNS

	NO	YDS	AVG	LG	TD
Lewis	41	883	21.5	44	0
Baldwin	20	405	20.3	34	0
Hunter	9	178	19.8	29	0
Ethridge	8	171	21.4	29	0
Byner	4	61	15.3	19	0
Kinchen	1	19	19.0	19	0
Alexander	1	13	13.0	13	0
Morris	1	3	3.0	3	0
Isaia	1	2	2.0	2	0
Frederick	0	-1	0.0	-1	0
RAVENS	86	1734	20.2	44	0
Opponents	70	1402	20.0	51	0

FIELD GOALS

	1-19	20-29	30-39	40-49	50+
Stover	0/0	8/8	5/6	5/10	1/1
RAVENS	0/0	8/8	5/6	5/10	1/1
Opponents	0/0	11/11	10/11	5/7	2/2

Stover: (25,37); (29); (); (38,48SH,49WL); (); (45,33); (43WL,50,32WL); (); (21,21); (43,25); (21,29,41,33,49WR); (40); (45SH); (37,46,25); ()

Opponents: (); (35); (41,44); (23,38WL); (22,35,50); (27,30); (34); (50,38,36); (41,49,34); (23,33,24); (27); (29,41WL,34); (22); (49SH,23,26); (29,44); (37)



1996 STATISTICS

DEFENSIVE

PLAYER	FROM COACHES VIDEO								
	TT	SOLO	AS	SACKS	YDS	PD	FR	FF	INT
Lewis, Ray	142	104	38	2.5	8.5	6	0	0	1
Turner, Eric	112	80	32	0.0	0.0	15	0	0	5
Moore, Stevon	108	78	30	0.0	0.0	5	1	0	1
Croel, Mike	81	56	25	3.0	11.0	1	0	2	1
Caldwell, Mike	76	49	27	4.5	35.5	3	0	1	1
Brady, Donny	66	53	13	0.5	4.5	10	1	0	0
Jones, James	59	37	22	1.0	5.0	3	0	1	0
Langham, Antonio	47	39	8	0.0	0.0	21	0	0	5
Goganious, Keith	47	33	14	0.0	0.0	0	0	0	0
Sutter, Ed	46	25	21	0.0	0.0	2	0	0	0
Williams, Jerrol	43	30	13	3.0	8.0	0	1	2	0
Goad, Tim	42	29	13	3.0	19.0	1	0	0	0
Frederick, Mike	37	23	14	0.0	0.0	1	0	0	0
Pleasant, Anthony	33	28	5	4.0	23.0	1	1	0	0
Footman, Dan	32	22	10	0.5	1.5	1	0	2	0
Adams, Vashone	29	23	6	0.0	0.0	4	0	0	1
Burnett, Rob	29	20	9	3.0	17.0	0	0	1	0
Jenkins, Deron	24	19	5	0.0	0.0	2	1	1	0
Booth, Issac	18	15	3	0.0	0.0	6	0	0	0
Fortune, Elliott	16	11	5	1.0	4.0	0	0	0	0
Thompson, Bennie	15	10	5	3.0	5.0	2	0	0	0
Lyle, Rick	12	7	5	1.0	4.0	0	0	0	0
Brew, Dorian	4	4	0	0.0	0.0	0	0	0	0
Turner, Floyd	0	0	0	0.0	0.0	0	0	1	0
Powell, Craig	0	0	0	0.0	0.0	0	0	0	0

SPECIAL TEAMS

PLAYER	FROM COACHES VIDEO					
	TT	SOLO	AS	FR	FF	BK
Thompson, Bennie	15	10	5	0	0	0
Gardner, Carwell	13	8	5	0	0	0
Sutter, Ed	11	8	3	1	0	0
Adams, Vashone	11	6	5	0	0	0
Jenkins, Deron	10	7	3	0	2	0
Goganious, Keith	10	6	4	0	0	0
Powell, Craig	8	7	1	0	0	0
Langham, Antonio	7	4	3	0	1	0
Clark, Sedric	6	5	1	0	0	0
Kinchen, Brian	6	3	3	0	0	0
Booth, Issac	5	4	1	0	0	0
Daniels, Dexter	5	3	2	0	0	0
Williams, Jerrol	5	2	3	0	0	0
Byner, Earnest	4	4	0	0	0	0
Dowden, Corey	4	2	2	0	0	0
Brady, Donny	3	3	0	0	0	0
Brew, Dorian	3	2	1	0	0	0
Ethridge, Ray	2	2	0	1	0	0
Lewis, Jermaine	2	2	0	0	0	0
Baldwin, Randy	2	2	0	0	0	0
Hartley, Frank	2	1	1	0	0	0
Stover, Matt	1	1	0	0	0	0
Lewis, Ray	1	1	0	0	0	0
Moore, Stevon	1	0	1	0	0	0

TOP THREE

SOLO	SACKS	FF	FR	PD
104 Ray Lewis	4.5 Mike Caldwell	2 Mike Croel	1 5 players tied	21 Antonio Langham
80 Eric Turner	4 Anthony Pleasant	2 Dan Footman		15 Eric Turner
78 Stevon Moore	5 3 players tied	2 Jerrol Williams		10 Donny Brady

USUAL STARTERS

OFFENSE		DEFENSE	
WR1	81 Michael Jackson	LDE	90 Rob Burnett
WR2	82 Derrick Alexander	NT	97 James Jones
LT	66 Tony Jones	RDE	99 Anthony Pleasant
LG	75 Jonathan Ogden	LOLB	51 Mike Croel
C	61 Steve Everitt	LILB	52 Ray Lewis
	63 Wally Williams	RILB	56 Mike Caldwell
RG	69 Jeff Blackshear	ROLB	57 Jerrol Williams
	63 Wally Williams		50 Keith Goganious
RT	77 Orlando Brown	LCB	38 Antonio Langham
TE	88 Brian Kinchen	RCB	24 Donny Brady
QB	12 Vinny Testaverde	SS	27 Stevon Moore
RB	33 Bam Morris	FS	29 Eric Turner
	21 Earnest Byner		
FB	35 Carwell Gardner		

COACHES

Ted Marchibroda, Head Coach; **Kirk Ferentz**, Assistant Head Coach
 Offense; **Marvin Lewis**, Defensive Coordinator; **Maxie Baughan**,
 Linebackers; **Jacob Burney**, Defensive Line; **Pat Hill**, Tight Ends/
 Offensive Line; **Al Lavan**, Running Backs; **Scott O'Brien**, Special
 Teams; **Alvin Reynolds**, Secondary; **Mike Sheppard**, Wide Receivers;
Jerry Simmons, Strength and Conditioning; **Don Strock**, Quarterbacks;
Eric Mangini, Quality Control/Offense; **Jim Schwartz**, Quality Control/
 Defense; **John Settle**, Quality Control/Special Teams

RAVENS HONOR ROLL

Pro Bowl: S Eric Turner (2nd alternate, started); QB Vinny Testaverde (3rd QB)
All-Pro: LG Jonathan Ogden (SI, The Dallas Morning News)
Ravens Roost Unsung Hero: RB Earnest Byner
Ravens Roost Extra Effort Award: TE Brian Kinchen
Ed Block Courage Award: DE Anthony Pleasant

SEASON TRENDS

Record	4-12	Trailing at Halftime	2-8
vs. AFC Central	1-7	Leading After 3 Quarters	2-4
vs. AFC	2-10	Trailing After 3 Quarters	2-8
vs. NFC	2-2	Winning Coin Toss	2-6
Home	4-4	Losing Coin Toss	2-6
Away	0-8	Decided by 7 Points or Less	3-6
On Grass	4-8	Decided by 3 Points or Less	0-4
Artificial Turf	0-4	When Scoring First	3-5
Outdoors	4-10	When Not Scoring First	1-7
Indoors	0-2	Overtime	1-1
Leading at Halftime	2-4	Preseason	3-1

1997 STATISTICS

RESULTS AND ATTENDANCE

WON 6, LOST 9, TIED 1

08/31	L	27-28	Jacksonville	61,018
09/07	W	23-10	Cincinnati	52,968
09/14	W	24-23	at New York	69,768
09/21	W	36-10	at Tennessee	17,737
09/28	L	17-21	at San Diego	54,094
10/05	L	34-42	Pittsburgh	64,421
10/12			Bye Week	
10/19	L	13-24	Miami	64,354
10/26	W	20-17	at Washington	75,067
11/02	L	16-19 (OT)	at New York Jets	77,716
11/09	L	0-37	at Pittsburgh	56,669
11/16	T	10-10 (OT)	Philadelphia	63,546
11/23	L	13-16	Arizona	53,976
11/30	L	27-29	at Jacksonville	63,712
12/07	W	31-24	Seattle	54,395
12/14	W	21-19	Tennessee	60,558
12/21	L	14-16	at Cincinnati	50,917

TEAM STATISTICS

	RAVENS	OPPONENT
TOTAL FIRST DOWNS	292	306
Rushing	99	101
Passing	176	180
Penalty	17	25
3rd Down: Made/Att	82/227	94/233
3rd Down Pct.	36.1	40.3
4th Down: Made/Att	12/21	7/14
4th Down Pct.	57.1	50.0
TOTAL NET YARDS	5291	5363
Avg. Per Game	330.7	335.2
Total Plays	1043	1068
Avg. Per Play	5.1	5.0
NET YARDS RUSHING	1589	1690
Avg. Per Game	99.3	105.6
Total Rushes	420	470
NET YARDS PASSING	3702	3673
Avg. Per Game	231.4	229.6
Sacked/Yards Lost	37/227	42/293
Gross Yards	3929	3966
Att./Completions	586/338	556/332
Completion Pct.	57.7	59.7
Had Intercepted	16	17
PUNTS/AVERAGE	83/42.7	82/44.0
NET PUNTING AVG.	36.6	35.5
PENALTIES/YARDS	101/777	106/822
FUMBLES/BALL LOST	37/17	23/11
TOUCHDOWNS	35	39
Rushing	7	17
Passing	25	20
Returns	3	2

SCORE BY PERIODS

	1	2	3	4	OT	PTS
RAVENS	67	98	58	103	0	326
Opponents	89	92	81	80	3	345

SCORING

	R	P	KR	DR	PAT	FG	2R	2P	S	TP
Stover	0	0	0	0	32/32	26/34	0	0	0	110
Alexander	0	9	0	0	0/0	0/0	0	0	0	54
Lewis	0	6	2	0	0/0	0/0	0	0	0	48
Green	0	5	0	0	0/0	0/0	0	0	0	30
Jackson	0	4	0	0	0/0	0/0	0	1	0	26
Morris	4	0	0	0	0/0	0/0	0	0	0	24
Graham	2	0	0	0	0/0	0/0	0	0	0	12
Cotton	1	0	0	0	0/0	0/0	0	0	0	6
Kinchen	0	1	0	0	0/0	0/0	0	0	0	6
Langham	0	0	0	1	0/0	0/0	0	0	0	6
Byner	0	0	0	0	0/0	0/0	0	1	0	2
Team Stat	0	0	0	0	0/0	0/0	0	0	1	2
RAVENS	7	25	2	1	32/32	26/34	0	2	1	326
Opponents	17	20	1	1	33/35	24/34	1	1	1	345

2-PT. CONVERSIONS: RAVENS 2-3; OPPONENTS 2-4

SACKS: Boulware 11.5, McCrary 9.0, Jones 6.0, Burnett 4.0, Lewis 4.0, Sharper 3.0, Washington 2.0, Herring 1.0, Langham 1.0, Brown 0.5
RAVENS 42.0; Opponents: 37.0

PASSING

	ATT	COMP	YARDS	COMP%	YDS/ATT	TD	TD%	INT	INT%	LG	SACK/LOST	RATING
Testaverde	470	271	2971	57.7	6.32	18	3.8	15	3.2	54t	20/129	75.9
Zeier	116	67	958	57.8	8.26	7	6.0	1	0.9	92	17/98	101.1
RAVENS	586	338	3929	57.7	6.70	25	4.3	16	2.7	92	37/227	80.9
Opponents	556	332	3966	59.7	7.13	20	3.6	17	3.1	77t	42/293	80.8

RUSHING

	NO	YDS	AVG	LG	TD
Morris	204	774	3.8	25	4
Byner	84	313	3.7	19	0
Graham	81	299	3.7	19	2
Testaverde	34	138	4.1	16	0
Lewis	3	35	11.7	24	0
Zeier	10	17	1.7	12	0
Montgomery	1	11	11.0	11	0
Cotton	2	2	1.0	1t	1
Alexander	1	0	0.0	0	0
RAVENS	420	1589	3.8	25	7
Opponents	470	1690	3.6	74t	17

RECEIVING

	NO	YDS	AVG	LG	TD
Jackson	69	918	13.3	54t	4
Alexander	65	1009	15.5	92	9
Green	65	601	9.2	37t	5
Lewis	42	648	15.4	42t	6
Morris	29	176	6.1	15	0
Byner	21	128	6.1	17	0
Yarborough	16	183	11.4	26	0
Graham	12	51	4.3	19	0
Kinchen	11	95	8.6	24t	1
Roe	7	124	17.7	29	0
Testaverde	1	-4	-4.0	-4	0
RAVENS	338	3929	11.6	92	25
Opponents	332	3966	11.9	77	20

INTERCEPTIONS

	NO	YDS	AVG	LG	TD
Moore	4	56	14.0	38	0
Daniel	3	60	20.0	43	0
Langham	3	40	13.3	40t	1
Staten	2	12	6.0	9	0
Brown	1	21	21.0	21	0
Lewis	1	18	18.0	18	0
Jones	1	15	15.0	15	0
Jenkins	1	15	15.0	15	0
Sharper	1	4	4.0	0	0
RAVENS	17	241	14.2	43	1
Opponents	16	118	7.4	42	0

PUNTING

	NO	YDS	AVG	TB	IN	LG	BLK
Montgomery	83	3540	42.7	2	24	60	0
RAVENS	83	3540	42.7	2	24	60	0
Opponents	82	3611	44.0	7	24	63	0

PUNT RETURNS

	RET	FC	YDS	AVG	LG	TD
Lewis	28	13	437	15.6	89t	2
Roe	8	0	72	9.0	14	0
Ethridge	5	1	21	4.2	16	0
Alexander	1	0	34	34.0	34	0
RAVENS	42	14	564	13.4	89t	2
Opponents	53	11	460	8.7	60	0

KICKOFF RETURNS

	NO	YDS	AVG	LG	TD
Lewis	41	905	22.1	51	0
Roe	9	189	21.0	33	0
Graham	6	115	19.2	24	0
Brew	5	88	17.6	24	0
Singleton	4	64	16.0	19	0
Ethridge	2	37	18.5	22	0
Morris	1	23	23.0	23	0
Holmes	1	14	14.0	14	0
McCloud	1	0	0.0	0	0
Byner	1	0	0.0	0	0
RAVENS	71	1435	20.2	51	0
Opponents	59	1323	22.4	97t	0

FIELD GOALS

	1-19	20-29	30-39	40-49	50+
Stover	0/0	8/9	12/12	6/11	0/2
RAVENS	0/0	8/9	12/12	6/11	0/2
Opponents	0/0	10/10	6/6	7/16	1/2

Stover: (33,25);(37,32,41);(37);(38,46WL,42,49,34,36); (47,35,28);(34); (38,23);(48SH,34,28);(41,22,24);();(23,53WR);(46,34);();(24,45WR,42 WR);(50BL,27BL); (44WR)

Opponents: (43WL);(46,51WL,43WL,46BL);(41WR,27,41WR);(45, 41WR); (49WL);();(23);(26);(47WR,28,33,31,37);(52,22,39);(33,40 WL);(22,27,43); (41,42,31,29,22); (); (25,40); (44)



1997 STATISTICS

DEFENSIVE

PLAYER	FROM COACHES VIDEO								
	TT	SOLO	AS	SACKS	YDS	PD	FR	FF	INT
Lewis, Ray	210	163	47	4.0	27.0	9	0	1	1
Moore, Stevon	86	63	23	0.0	0.0	9	0	2	4
McCrary, Micheal	80	59	21	9.0	70.5	2	2	0	0
Sharper, Jamie	79	57	22	3.0	24.0	3	0	1	1
Jones, James	75	50	25	6.0	44.0	1	1	3	0
Boulware, Peter	66	42	24	11.5	70.5	0	0	1	0
Burnett, Rob	59	40	19	4.0	36.0	1	1	1	0
Langham, Antonio	51	41	10	1.0	0.0	14	0	1	3
Herring, Kim	51	34	17	1.0	4.0	1	0	1	0
Jenkins, DeRon	44	40	4	0.0	0.0	7	1	0	1
Siragusa, Tony	44	30	14	0.0	0.0	2	1	0	0
Jones, Rondell	40	32	8	0.0	0.0	4	1	0	1
Webster, Larry	34	25	9	0.0	0.0	0	0	0	0
Brady, Donny	33	29	4	0.0	0.0	7	1	0	0
Staten, Ralph	30	22	8	0.0	0.0	6	0	0	2
Washington, Keith	24	17	7	2.0	16.0	1	0	1	0
Brown, Cornell	17	12	5	0.5	1.0	2	0	2	1
Daniel, Eugene	17	9	8	0.0	0.0	7	0	0	3
Frederick, Mike	10	8	2	0.0	0.0	1	1	0	0
McCloud, Tyrus	9	5	4	0.0	0.0	1	0	0	0
Ward, Chris	3	3	0	0.0	0.0	0	0	0	0
Thompson, Bennie	3	3	0	0.0	0.0	1	0	0	0
Brew, Dorian	3	2	1	0.0	0.0	0	0	0	0
Williams, John	2	2	0	0.0	0.0	2	0	0	0
Taylor, Leland	1	0	1	0.0	0.0	0	0	0	0

SPECIAL TEAMS

PLAYER	FROM COACHES VIDEO					
	TT	SOLO	AS	FR	FF	BK
Brady, Donny	19	17	2	0	0	0
Thompson, Bennie	18	18	0	2	1	0
Herring, Kim	10	9	1	1	0	0
Vinson, Tony	9	9	0	0	0	0
McCloud, Tyrus	9	7	2	1	0	0
Brown, Cornell	8	8	0	0	0	0
Williams, John	7	7	0	0	0	0
Washington, Keith	5	5	0	0	0	0
Jenkins, DeRon	5	4	1	0	0	0
Kinchen, Brian	4	3	1	0	1	0
Moore, Stevon	3	3	0	0	0	0
Byner, Earnest	2	2	0	2	0	0
Graham, Jay	2	2	0	1	0	0
Sharper, Jamie	2	2	0	0	0	0
Langham, Antonio	2	2	0	0	0	0
Holmes, Priest	2	2	0	0	0	0
Jones, Rondell	2	1	1	0	0	1
Brew, Dorian	1	1	0	0	0	0
Peters, Tyrell	1	1	0	0	0	0
Montgomery, Greg	1	1	0	0	0	0
Ethridge, Ray	1	1	0	0	0	0
Stover, Matt	1	1	0	0	0	0
Cotton, Kenyon	1	0	1	0	0	0
Staten, Ralph	1	0	1	0	0	0
Ofoedile, A.J.	1	0	1	0	0	0
Burnett, Rob	0	0	0	0	0	1

TOP THREE

SOLO	SACKS	FF	FR	PD
163 Ray Lewis	11.5 Peter Boulware	3 James Jones	2 Michael McCrary	14 Antonio Langham
63 Stevon Moore	9.0 Michael McCrary	2 Cornell Brown	1 7 players tied	9 Ray Lewis
59 Michael McCrary	6.0 James Jones	2 Stevon Moore		9 Stevon Moore

USUAL STARTERS

OFFENSE	DEFENSE
WR1 81 Michael Jackson	LDE 90 Rob Burnett
WR2 82 Derrick Alexander	LDT 97 James Jones
LT 75 Jonathan Ogden	RDT 98 Tony Siragusa
LG 65 Ben Cavit	RDE 99 Michael McCrary
62 Leo Goeas	LLB 58 Peter Boulware
C 63 Wally Williams	MLB 52 Ray Lewis
67 Quentin Neujahr	RLB 55 Jamie Sharper
RG 69 Jeff Blackshear	LCB 38 Antonio Langham
RT 77 Orlando Brown	RCB 25 DeRon Jenkins
TE 86 Eric Green	30 Eugene Daniel
QB 12 Vinny Testaverde	SS 27 Stevon Moore
WR3 84 Jermaine Lewis	FS 31 Rondell Jones
RB 33 Bam Morris	20 Kim Herring

COACHES

Ted Marchibroda, Head Coach; **Kirk Ferentz**, Assistant Head Coach-Offense; **Marvin Lewis**, Defensive Coordinator; **Maxie Baughan**, Linebackers; **Jacob Burney**, Defensive Line; **Al Lavan**, Running Backs; **Scott O'Brien**, Special Teams; **Alvin Reynolds**, Secondary; **Richard Mann**, Wide Receivers; **Jerry Simmons**, Strength and Conditioning; **Don Strook**, Quarterbacks; **Ken Whisenhunt**, Tight Ends; **Lester Erb**, Quality Control/Offense; **Jim Schwartz**, Quality Control/Defense; **John Settle**, Quality Control/Special Teams

RAVENS HONOR ROLL

NFL Defensive Rookie of the Year: LB Peter Boulware
Pro Bowl: OT Jonathan Ogden (starter), Ray Lewis (1st alternate, played in game)
All-Pro: OT Jonathan Ogden (SI, TSN, PFW, CPF, FD), LB Ray Lewis (SI, CPF)
Ravens Roost Unsung Hero: S Stevon Moore
Ravens Roost Extra Effort Award: S Bennie Thompson
Ed Block Courage Award: OL Wally Williams

SEASON TRENDS

Record	6-9-1	Leading After 3 Quarters	4-3-1
vs. AFC Central	3-5	Trailing After 3 Quarters	1-6
vs. AFC	4-8	Winning Coin Toss	2-4
vs. NFC	2-1-1	Losing Coin Toss	4-5-1
Home	3-4-1	Decided by 8 Points or less	4-7
Away	3-5	Decided by 3 Points or less	3-5-1
On Grass	5-6-1	When Scoring First	4-3-1
Artificial Turf	1-3	When Not Scoring First	2-6
Outdoors	6-9-1	Overtime	0-1-1
Indoors	0-0	Preseason	0-4
Leading at Halftime	4-1-1	When Allowing a 100-Yard Rusher	1-3
Tied at Halftime	1-1	When Allowing a 100-Yard Receiver	1-6
Trailing at Halftime	1-7	When Not Allowing a 100-Yard Rusher	5-6-1
Tied After 3 Quarters	1-0	When Not Allowing a 100-Yard Receiver	5-3-1

1998 STATISTICS

RESULTS AND ATTENDANCE

WON 6, LOST 10

Date	Result	Time	Opponent	Attendance
09/06	L	13-20	Pittsburgh	68,847
09/13	W	24-10	at New York Jets	70,063
09/20	L	10-24	at Jacksonville	67,069
09/27	W	31-24	Cincinnati	68,154
10/04			Bye Week	
10/11	L	8-12	Tennessee	68,561
10/18	L	6-16	at Pittsburgh	58,620
10/25	L	10-28	at Green Bay	59,860
11/01	L	19-45	Jacksonville	68,915
11/08	W	13-10	Oakland	69,037
11/15	L	13-14	at San Diego	54,388
11/22	W	20-13	at Cincinnati	52,571
11/29	W	38-31	Indianapolis	68,898
12/06	L	14-16	at Tennessee	31,124
12/13	L	28-38	Minnesota	69,074
12/20	L	3-24	at Chicago	40,853
12/27	W	19-10	Detroit	68,045

TEAM STATISTICS

	RAVENS	OPPONENT
TOTAL FIRST DOWNS	243	298
Rushing	86	90
Passing	140	180
Penalty	17	28
3rd Down: Made/Att	64/207	93/237
3rd Down Pct.	30.9	39.2
4th Down: Made/Att	6/15	4/11
4th Down Pct.	40.0	36.4
TOTAL NET YARDS	4498	5297
Avg. Per Game	281.1	331.1
Total Plays	926	1050
Avg. Per Play	4.9	5.0
NET YARDS RUSHING	1629	1705
Avg. Per Game	101.8	106.6
Total Rushes	408	472
NET YARDS PASSING	2869	3592
Avg. Per Game	179.3	224.5
Sacked/Yards Lost	41/283	39/286
Gross Yards	3152	3878
Att./Completions	477/272	539/316
Completion Pct.	57.0	58.6
Had Intercepted	15	17
PUNTS/AVERAGE	92/42.9	86/42.5
NET PUNTING AVG.	38.3	33.6
PENALTIES/YARDS	113/908	123/1013
FUMBLES/BALL LOST	31/15	17/6
TOUCHDOWNS	29	37
Rushing	7	12
Passing	16	20
Returns	6	5

SCORE BY PERIODS

	1	2	3	4	OT	PTS
RAVENS	79	63	41	86	0	269
Opponents	96	104	85	50	0	335

SCORING	R	P	KR	DR	PAT	FG	2R	2P	S	TP
Stover	0	0	0	0	24/24	21/28	0	0	0	87
Lewis	0	6	2	0	0/0	0/0	0	0	0	48
Holmes	7	0	0	0	0/0	0/0	0	0	0	42
Turner	0	5	0	0	0/0	0/0	0	2	0	34
Johnson	0	1	1	0	0/0	0/0	0	0	0	12
Potts	0	2	0	0	0/0	0/0	0	0	0	12
Woodson	0	0	0	2	0/0	0/0	0	0	0	12
Green	0	1	0	0	0/0	0/0	0	0	0	6
Harris	0	0	1	0	0/0	0/0	0	0	0	6
Roe	0	1	0	0	0/0	0/0	0	0	0	6
Burnett	0	0	0	0	0/0	0/0	0	0	1	2
Stat	0	0	0	0	0/0	0/0	0	0	1	2
RAVENS	7	16	4	2	24/24	21/28	0	2	2	269
Opponents	12	20	3	2	35/35	26/30	0	0	0	335

2-PT. CONVERSIONS: RAVENS 2-5; OPPONENTS 0-2

SACKS: McCrary 14.5, Boulware 8.5, Jones 5.5, Lewis 3.0, Burnett 2.5, Brady 1.0, Harris 1.0, Sharper 1.0, Staten 1.0, Washington 1.0
RAVENS 39.0; Opponents: 41.0

PASSING	ATT	COMP	YARDS	COMP%	YDS/ATT	TD	TD%	INT	INT%	LG	SACK/LOST	RATING
Harbaugh	293	164	1839	56.0	6.28	12	4.1	11	3.8	66t	23/145	72.9
Zeier	181	107	1312	59.1	7.25	4	2.2	3	1.7	73t	18/138	82.0
Richardson	2	1	1	50.0	0.50	0	0.0	0	0.0	1	0/0	56.3
Holmes	1	0	0	0.0	0.00	0	0.0	1	100.0	0	0/0	0.0
RAVENS	477	272	3152	57.0	6.61	16	3.4	15	3.1	73t	41/283	75.2
Opponents	539	316	3878	58.6	7.19	20	3.7	17	3.2	78t	39/286	80.1

RUSHING

	NO	YDS	AVG	LG	TD
Holmes	233	1008	4.3	56	7
Rhett	44	180	4.1	46	0
Harbaugh	40	172	4.3	15	0
Potts	36	115	3.2	33	0
Graham	35	109	3.1	12	0
Lewis	5	20	4.0	9	0
Zeier	11	17	1.5	7	0
Cotton	2	8	4.0	7	0
Mitchell	1	0	0.0	0	0
Richardson, W.	1	0	0.0	0	0
Richardson, K.	1	0	0.0	0	0
RAVENS	408	1629	4.0	56	7
Opponents	472	1705	3.6	68t	12

RECEIVING

	NO	YDS	AVG	LG	TD
Holmes	43	260	6.0	25	0
Lewis	41	784	19.1	73t	6
Jackson	38	477	12.6	53	0
Green	34	422	12.4	56	1
Turner	32	512	16.0	66t	5
Potts	30	168	5.6	18	2
Kinchen	13	110	8.5	24	0
Johnson	12	159	13.3	35	1
Rhett	11	65	5.9	16	0
Roe	8	115	14.4	27	1
Graham	5	41	8.2	14	0
Yarborough	4	39	9.8	18	0
Atkins	1	0	0.0	0	0
RAVENS	272	3152	11.6	73t	16
Opponents	316	3878	12.3	78t	20

INTERCEPTIONS

	NO	YDS	AVG	LG	TD
Woodson	6	108	18.0	60t	2
Starks	5	3	0.6	2	0
Staten	3	25	8.3	14	0
Lewis	2	25	12.5	26	0
Jenkins	1	0	0.0	0	0
RAVENS	17	161	9.5	60t	2
Opponents	15	148	9.9	43	0

PUNTING

	NO	YDS	AVG	TB	IN	LG	BLK
Montgomery	83	3540	42.7	2	24	60	0
RAVENS	83	3540	42.7	2	24	60	0
Opponents	82	3611	44.0	7	24	63	0

PUNT RETURNS

	RET	FC	YDS	AVG	LG	TD
Lewis	32	10	405	12.7	87t	2
Roe	9	2	87	9.7	19	0
Thompson	1	0	43	43.0	43	0
Johnson	1	0	6	6.0	6	0
RAVENS	43	12	541	12.6	87t	2
Opponents	40	24	284	7.1	71t	1

KICKOFF RETURNS

	NO	YDS	AVG	LG	TD
Harris	35	965	27.6	95t	1
Johnson	16	399	24.9	97t	1
Lewis	6	145	24.2	37	0
Graham	3	52	17.3	22	0
Roe	2	40	20.0	27	0
Cotton	2	33	16.5	18	0
Kinchen	2	33	16.5	21	0
Holmes	2	30	15.0	19	0
Potts	1	3	3.0	3	0
RAVENS	69	1700	24.6	97t	2
Opponents	57	1168	20.5	97t	2

FIELD GOALS

	1-19	20-29	30-39	40-49	50+
Stover	0/0	6/6	5/5	10/17	0/0
RAVENS	0/0	6/6	5/5	10/17	0/0
Opponents	0/0	8/9	6/6	11/12	1/3

Stover: (41,42WR,42WL,45WL,25);(29,44WR);(25);(46); (21,45);(41,40); (38,45WL);(0);(41WL,30,30);(42,42);(34,23); (43,48,47);(0);(45BL,27);(30)

Opponents: (27,49);(60SH,20);(34,25BL);(48);(26,42WL,29);(41,42,40); (0);(33);(23);(0);(40,34);(53,52BL);(48,48,34); (43,31,45,24,46,20);(20);(39)



1998 STATISTICS

DEFENSIVE

PLAYER	FROM COACHES VIDEO									
	TT	SOLO	AS	SACKS	YDS	PD	FR	FF	INT	
Lewis, Ray	154	119	35	3.0	14.0	10	0	1	2	
McCrary, Michael	102	68	34	14.5	124.0	1	0	1	0	
Moore, Stevon	96	70	26	0.0	0.0	5	0	0	0	
Woodson, Rod	84	74	10	0.0	0.0	23	0	0	6	
Sharper, Jamie	84	49	35	1.0	14.0	3	0	0	0	
Boulware, Peter	83	41	42	8.5	49.5	6	1	0	0	
Jones, James	75	43	32	5.5	41.0	1	1	1	0	
Burnett, Rob	70	46	24	2.5	24.5	0	1	0	0	
Siragusa, Tony	68	40	28	0.0	0.0	2	1	1	0	
Harris, Corey	54	43	11	1.0	8.0	1	0	1	0	
Starks, Duane	50	43	7	0.0	0.0	19	0	2	5	
Jenkins, DeRon	42	38	4	0.0	0.0	17	0	0	1	
Staten, Ralph	35	27	8	1.0	3.0	8	0	0	3	
McCloud, Tyrus	26	20	6	0.0	0.0	1	0	0	0	
Herring, Kim	23	18	5	0.0	0.0	1	0	0	0	
Washington, Keith	15	12	3	1.0	7.0	1	0	0	0	
Webster, Larry	15	9	6	0.0	0.0	0	0	0	0	
Olsavsky, Jerry	13	9	4	0.0	0.0	0	0	1	0	
Brown, Cornell	10	6	4	0.0	0.0	0	0	0	0	
Brady, Donny	4	3	1	1.0	8.0	0	0	0	0	
Dalton, Lionel	4	2	2	0.0	0.0	0	0	1	0	
Frederick, Mike	2	2	0	0.0	0.0	0	0	0	0	
Peters, Tyrell	1	0	1	0.0	0.0	0	0	0	0	
Williams, John	0	0	0	0.0	0.0	1	0	0	0	

SPECIAL TEAMS

PLAYER	FROM COACHES VIDEO					
	TT	SOLO	AS	FR	FF	BK
Thompson, Bennie	22	15	7	0	0	0
Williams, John	20	15	5	1	0	0
Brady, Donny	14	9	5	0	0	0
Brown, Cornell	11	9	2	0	1	0
Olsavsky, Jerry	8	4	4	0	0	0
Kopp, Jeff	7	5	2	0	0	0
Peters, Tyrell	7	4	3	0	0	0
Starks, Duane	6	6	0	0	0	0
Harris, Corey	6	5	1	0	1	0
Washington, Keith	6	5	1	0	0	0
Kinchen, Brian	6	3	3	0	0	0
Holmes, Priest	5	2	3	0	0	0
Herring, Kim	3	2	1	0	0	0
Staten, Ralph	3	2	1	0	0	0
Stover, Matt	2	2	0	0	0	0
Sharper, Jamie	1	1	0	0	0	0
McCloud, Tyrus	1	1	0	0	0	0
LeBel, Harper	1	1	0	0	0	0
Richardson, Kyle	1	1	0	0	0	0
Yarborough, Ryan	1	1	0	0	0	0
Rhett, Errict	1	1	0	0	0	0
Cotton, Kenyon	1	0	1	0	0	0
Woodson, Rod	0	0	0	0	0	2

TOP THREE

SOLO	SACKS	FF	FR	PD
119 Ray Lewis	14.5 Michael McCrary	2 Duane Starks	1 4 players tied	23 Rod Woodson
74 Rod Woodson	8.5 Peter Boulware	1 7 players tied		19 Duane Starks
70 Stevon Moore	5.5 James Jones			17 DeRon Jenkins

USUAL STARTERS

OFFENSE		DEFENSE	
WR1	81 Michael Jackson	LDE	90 Rob Burnett
WR2	84 Jermaine Lewis	LDT	97 James Jones
LT	75 Jonathan Ogden	RDT	98 Tony Siragusa
LG	63 Wally Williams	RDE	99 Michael McCrary
	65 Ben Cavit	LLB	58 Peter Boulware
C	60 Jeff Mitchell	MLB	52 Ray Lewis
	63 Wally Williams	RLB	55 Jamie Sharper
RG	69 Jeff Blackshear	LCB	26 Rod Woodson
RT	77 Orlando Brown	RCB	25 DeRon Jenkins
TE	86 Eric Green		22 Duane Starks
QB	4 Jim Harbaugh	SS	27 Stevon Moore
RB	33 Priest Holmes	FS	20 Kim Herring
FB	42 Roosevelt Potts		45 Corey Harris

COACHES

Ted Marchibroda, Head Coach; **Kirk Ferentz**, Assistant Head Coach-Offense; **Marvin Lewis**, Defensive Coordinator; **Maxie Baughan**, Linebackers; **Jacob Burney**, Defensive Line; **Al Lavan**, Running Backs; **Scott O'Brien**, Special Teams; **Alvin Reynolds**, Secondary; **Richard Mann**, Wide Receivers; **Jerry Simmons**, Strength and Conditioning; **Don Stock**, Quarterbacks; **Ken Whisenhunt**, Tight Ends; **Lester Erb**, Quality Control/Offense; **Jim Schwartz**, Quality Control/Defense; **Darrin Simmons**, Quality Control/Special Teams

RAVENS HONOR ROLL

Pro Bowl: OT Jonathan Ogden (starter); DE Michael McCrary (starter); LB Ray Lewis (2nd team); WR/PR Jermaine Lewis (selected as returner); S Bennie Thompson (selected as special teams performer), LB Peter Boulware (needs player)
All-Pro: WR Jermaine Lewis (AP, TSN); LB Ray Lewis (SI, TSN, USA, AP-2nd team); DE Michael McCrary (SI, TSN); OT Jonathan Ogden (SI, CPFW, AP-2nd team), S Bennie Thompson (PFW special teams)
Quarterback Club MVP: WR/RS Jermaine Lewis
Ravens Roost Unsung Hero: OG Jeff Blackshear
Ravens Roost Extra Effort Award: DE Michael McCrary
Ed Block Courage Award: S Stevon Moore

SEASON TRENDS

Record	6-10	Winning Coin Toss	3-6
vs. AFC Central	2-6	Losing Coin Toss	3-4
vs. AFC	5-7	Decided by 8 Points or less	3-4
vs. NFC	1-3	Decided by 3 Points or less	1-2
Home	4-4	When Scoring First	5-2
Away	2-6	When Not Scoring First	1-8
On Grass	4-8	Overtime	0-0
Artificial Turf	2-2	Preseason	4-0
Outdoors	6-10	With a 100-Yard Rusher	4-0
Indoors	0-0	With a 100-Yard Receiver	1-3
Leading at Halftime	5-1	Without a 100-yard Rusher	2-10
Tied at Halftime	0-2	Without a 100-yard Receiver	5-7
Trailing at Halftime	1-7	When Allowing a 100-Yard Rusher	2-3
Tied After 3 Quarters	0-0	When Allowing a 100-Yard Receiver	4-2
Leading After 3 Quarters	5-1	When Not Allowing a 100-Yard Rusher	4-7
Trailing After 3 Quarters	1-9	When Not Allowing a 100-Yard Receiver	2-8

1999 STATISTICS

RESULTS AND ATTENDANCE

WON 8, LOST 8

Date	Result	Score	Location	Attendance
09/12	L	10-27	at St. Louis	62,100
09/19	L	20-23	Pittsburgh	68,965
09/26	W	17-10	Cleveland	68,803
10/03	W	19-13 (OT)	at Atlanta	50,712
10/10	L	11-14	at Tennessee	65,486
10/17			Bye Week	
10/21	L	8-35	Kansas City	68,771
10/31	L	10-13	Buffalo	68,673
11/07	W	41-9	at Cleveland	72,898
11/14	L	3-6	at Jacksonville	67,391
11/21	W	34-31	at Cincinnati	43,279
11/28	L	23-30	Jacksonville	68,428
12/05	W	41-14	Tennessee	67,854
12/12	W	31-24	at Pittsburgh	46,715
12/19	W	31-8	New Orleans	67,597
12/26	W	22-0	Cincinnati	68,036
01/02	L	3-20	at New England	50,263

TEAM STATISTICS

	RAVENS	OPPONENT
TOTAL FIRST DOWNS	259	260
Rushing	87	70
Passing	148	158
Penalty	24	32
3rd Down: Made/Att	65/229	86/252
3rd Down Pct.	28.4	34.1
4th Down: Made/Att	3/11	7/15
4th Down Pct.	27.3	46.7
TOTAL NET YARDS	4778	4222
Avg. Per Game	298.6	263.9
Total Plays	1033	1040
Avg. Per Play	4.6	4.1
NET YARDS RUSHING	1754	1231
Avg. Per Game	109.6	76.9
Total Rushes	431	392
NET YARDS PASSING	3024	2991
Avg. Per Game	189.0	186.9
Sacked/Yards Lost	56/336	49/291
Gross Yards	3360	3282
Att./Completions	546/270	599/328
Completion Pct.	49.5	54.8
Had Intercepted	20	21
PUNTS/AVERAGE	104/41.9	115/42.2
NET PUNTING AVG.	104/35.5	115/36.9
PENALTIES/YARDS	125/1010	122/1118
FUMBLES/BALL LOST	24/11	25/10
TOUCHDOWNS	34	31
Rushing	9	6
Passing	21	20
Returns	4	5

SCORE BY PERIODS	1	2	3	4	OT	PTS
RAVENS	64	84	85	85	6	324
Opponents	47	71	51	108	0	277

SCORING	TD	RU	PA	RT	K/PAT	FG	S	PTS
Stover	0	0	0	0	32/32	28/33	0	116
Rhett	7	5	2	0	0	0	0	42
Ismail	6	0	6	0	0	0	0	36
Armour	4	0	4	0	0	0	0	24
Case	3	3	0	0	0	0	0	18
Johnson	3	0	3	0	0	0	0	18
Holmes	2	1	1	0	0	0	0	12
J. Lewis	2	0	2	0	0	0	0	12
Woodson	2	0	0	2	0	0	0	12
Evans	1	0	1	0	0	0	0	8
DeLong	1	0	1	0	0	0	0	6
Harris	1	0	0	1	0	0	0	6
Starks	1	0	0	1	0	0	0	6
Stokley	1	0	1	0	0	0	0	6
R. Lewis	0	0	0	0	0	1	2	2
RAVENS	34	9	21	4	32/32	28/33	1	324
Opponents	31	6	20	5	26/27	19/25	0	277

2-PT. CONVERSIONS: RAVENS 1-1; Opponents 4-4

SACKS: McCrary 11.5, Boulware 10.0, Burnett 6.5, Sharper 4.0, R. Lewis 3.5, Siragusa 3.5, Smith 2.0, Webster 2.0, Brown 1.0, Dalton 1.0, Harris 1.0, Jenkins 1.0, Trapp 1.0, Washington 1.0 **RAVENS 49.0; Opponents 56.0**

RUSHING

	NO	YDS	AVG	LG	TD
Rhett	236	852	3.6	52t	5
Holmes	89	506	5.7	72	1
Case	36	141	3.9	28	3
Evans	38	134	3.5	12	0
Banks	24	93	3.9	12	0
Johnson	1	12	12.0	12	0
J. Lewis	5	11	2.2	4	0
Ismail	1	4	4.0	4	0
S. Mitchell	1	1	1.0	1	0
RAVENS	431	1754	4.1	72	9
Opponents	392	1231	3.1	31	6

RECEIVING

	NO	YDS	AVG	LG	TD
Ismail	68	1105	16.3	76t	6
Armour	37	538	14.5	54t	4
Evans	32	235	7.3	27	1
Johnson	29	526	18.1	76t	3
J. Lewis	25	281	11.2	46	2
Rhett	24	169	7.0	20t	2
Holmes	13	104	8.0	34t	1
DeLong	13	52	4.0	9	1
Pierce	11	102	9.3	26	0
Davis	6	121	20.2	73	0
Collins	4	62	15.5	28	0
Ofodile	4	25	6.3	9	0
Purnell	2	10	5.0	5	0
Stokley	1	28	28.0	28t	1
Ayanbadejo	1	2	2.0	2	0
RAVENS	270	3360	12.4	76t	21
Opponents	328	3282	10.0	61	20

INTERCEPTIONS

	NO	YDS	AVG	LG	TD
Woodson	7	195	27.9	66t	2
Starks	5	59	11.8	43t	1
McAlister	5	28	5.6	21	0
R. Lewis	3	97	32.3	60	0
Harris	1	24	24.0	24t	1
RAVENS	21	403	19.2	66t	4
Opponents	20	220	11.0	56t	3

PUNTING

	NO	YDS	AVG	TB	IN	LG	BLK
Richardson	103	4355	42.3	10	39	63	1
Team	1	0	0	0	0	0	0
RAVENS	104	4355	41.9	10	39	63	1
Opponents	115	4854	42.2	8	24	59	0

PUNT RETURNS

	RET	FC	YDS	AVG	LG	TD
J. Lewis	57	18	452	7.9	33	0
Woodson	2	2	0	0.0	7	0
RAVENS	59	20	452	7.7	33	0
Opponents	43	28	468	10.9	86t	1

KICKOFF RETURNS

	NO	YDS	AVG	LG	TD
Harris	38	843	22.2	66	0
J. Lewis	8	158	19.8	25	0
Ismail	4	55	13.8	19	0
DeLong	1	11	11.0	11	0
McAlister	1	12	12.0	12	0
Pierce	1	7	7.0	7	0
Washington	1	12	12.0	12	0
RAVENS	54	1098	20.3	66	0
Opponents	70	1479	21.1	54	0

FIELD GOALS

	1-19	20-29	30-39	40-49	50+
Stover	4/4	9/9	6/8	7/7	2/5
RAVENS	4/4	9/9	6/8	7/7	2/5
Opponents	1/1	6/7	7/9	3/6	2/2

Stover: (54N,25G,54N)(45G,28G)(44G)(38N,38G,26G)(44G,46G,50G)(37N)(37G,51B)(28G,44G)(23G)(25G,50G)(46G,31G,33G)(21G,27G)(19G)(36G)(24G,48G,19G,30G,19)(19G)

Opponents: (36G,51G)(32G,28G,36G)(49G)(33N,41G,35G)(42N)(25G,40G)(25G)(28G,28G,41N)(39B,19G)(39G,33G)(31G,46N)(20B)(25G,51G)

PASSING	ATT	COMP	YARDS	COMP%	YDS/ATT	TD	TD%	INT	INT%	LG	SACK/LOST	RATING
Banks	320	169	2136	52.8	6.68	17	5.3	8	2.5	76t	33/190	81.2
Case	170	77	988	45.3	5.81	3	1.8	8	4.7	54t	17/116	50.3
S. Mitchell	56	24	236	42.9	4.21	1	1.8	4	7.1	28t	6/30	31.5
RAVENS	546	270	3360	49.5	6.15	21	3.8	20	3.7	76t	56/336	66.5
Opponents	599	328	3282	54.8	5.48	20	3.3	21	3.5	61	49/291	67.1



1999 STATISTICS

DEFENSIVE

PLAYER	FROM COACHES VIDEO									
	TT	SOLO	AS	SACKS	YDS	PD	FR	FF	INT	
Lewis, Ray	198	131	67	3.5	20.5	8	0	1	3	
Sharper, Jamie	122	85	37	4.0	19.0	4	0	0	0	
McCrary, Michael	92	49	43	11.5	75.5	3	1	1	0	
Woodson, Rod	81	64	17	0.0	0.0	18	1	0	7	
Burnett, Rob	81	49	32	6.5	33.5	7	0	2	0	
Siragusa, Tony	68	44	24	3.5	19.5	2	1	0	0	
Jenkins, DeRon	66	54	12	1.0	9.0	13	0	2	0	
Herring, Kim	65	51	14	0.0	0.0	8	1	0	0	
McAlister, Chris	58	50	8	0.0	0.0	27	0	0	5	
Webster, Larry	44	32	12	2.0	6.0	0	0	0	0	
Boulware, Peter	42	29	13	10.0	64.0	2	0	3	0	
Starks, Duane	41	34	7	0.0	0.0	23	0	0	5	
Harris, Corey	38	33	5	1.0	8.0	4	0	1	1	
Smith, Fernando	37	16	21	2.0	15.0	2	3	0	0	
Brown, Cornell	32	20	12	1.0	0.0	1	0	0	0	
Dalton, Lionel	32	16	16	1.0	2.0	0	0	1	0	
Washington, Keith	26	11	15	1.0	12.0	0	0	1	0	
Jackson, Brad	2	2	0	0.0	0.0	2	0	0	0	
Trapp, James	2	1	1	1.0	7.0	1	0	0	0	
Moore, Stevon	2	1	1	0.0	0.0	0	0	0	0	
Chase, Martin	2	0	2	0.0	0.0	0	0	0	0	
Peters, Tyrell	1	1	0	0.0	0.0	0	0	0	0	

SPECIAL TEAMS

PLAYER	FROM COACHES VIDEO					
	TT	SOLO	AS	FR	FF	BK
Thompson, Bennie	24	11	13	0	1	0
Davis, Billy	21	14	7	1	0	0
Ayanbadejo, Obafemi	19	12	7	0	0	0
Brown, Cornell	15	13	2	0	0	0
Trapp, James	14	13	1	0	0	0
Jackson, Brad	13	7	6	1	0	0
Harris, Corey	12	9	3	0	1	0
Sharper, Jamie	10	8	2	0	1	0
Peters, Tyrell	10	7	3	0	0	0
Herring, Kim	8	7	1	1	0	0
Armour, Justin	8	5	3	0	0	0
Jenkins, DeRon	6	5	1	0	0	0
Moore, Stevon	3	3	0	0	0	0
Stover, Matt	3	3	0	0	0	0
Wainright, Frank	3	3	0	0	0	0
Richardson, Kyle	1	1	0	0	0	0
Woodson, Rod	1	1	0	0	0	0
Burnett, Rob	0	0	0	0	0	0
Washington, Keith	0	0	0	0	0	2

TOP THREE

SOLO	SACKS	FF	FR	PD
131 Ray Lewis	11.5 Michael McCrary	3 Peter Boulware	3 Fernando Smith	27 Chris McAlister
85 Jamie Sharper	10.0 Peter Boulware	2 Rob Burnett	1 4 players tied	23 Duane Starks
64 Rod Woodson	6.5 Rob Burnett	2 DeRon Jenkins		18 Rod Woodson

USUAL STARTERS

OFFENSE		DEFENSE	
WR1 87 Qadry Ismail	LDE 90 Rob Burnett		
WR2 88 Justin Armour	LDT 79 Larry Webster		
84 Jermaine Lewis	RDT 98 Tony Siragusa		
LT 75 Jonathan Ogden	RDE 99 Michael McCrary		
LG 61 Everett Lindsay	LLB 58 Peter Boulware		
64 Edwin Mulitalo	MLB 52 Ray Lewis		
C 60 Jeff Mitchell	RLB 55 Jamie Sharper		
RG 69 Jeff Blackshear	LCB 21 Chris McAlister		
RT 70 Harry Swayne	RCB 25 DeRon Jenkins		
61 Everett Lindsay	22 Duane Starks		
TE 81 Aaron Pierce	SS 20 Kim Herring		
85 Greg DeLong	FS 26 Rod Woodson		
QB 12 Tony Banks			
10 Stoney Case			
RB 32 Errict Rhett			
FB 29 Charles Evans			

COACHES

Brian Billick, Head Coach; **Matt Cavanaugh**, Offensive Coordinator/
 Quarterbacks; **Marvin Lewis**, Defensive Coordinator; **Jim Colletto**,
 Offensive Line; **Jack Del Rio**, Linebackers; **Jeff Friday**, Strength and
 Conditioning; **Wade Harman**, Tight Ends/Assistant Offensive Line;
Donnie Henderson, Assistant Defensive Backs; **Milt Jackson**, Wide
 Receivers; **Chip Morton**, Assistant Strength and Conditioning; **Russ**
Purnell, Special Teams; **Rex Ryan**, Defensive Line; **Steve Shafer**,
 Defensive Backs/Assistant Head Coach; **Matt Simon**, Running Backs;
Mike Smith, Defensive Assistant

RAVENS HONOR ROLL

Pro Bowl: LB Peter Boulware (starter); LB Ray Lewis (starter); OT Jonathan Ogden (starter); DE Michael McCrary (2nd team); S Rod Woodson (2nd team)
All Pro: LB Ray Lewis (SI, PFW, TSN, FN, FD, USA, AP-1st team); LB Peter Boulware (AP-2nd team, PFW-AFC, FN-AFC);
 OT Jonathan Ogden (FD, PFW-AFC, AP-2nd team), S Rod Woodson (CPFW, FD-2nd team)
NFL Alumni Linebacker of the Year: LB Ray Lewis
Quarterback Club MVP: LB Ray Lewis
Ravens Roost Unsung Hero: DL Larry Webster
Ravens Nest Lineman of the Year: DE Rob Burnett
Ravens Roost Extra Effort Award: FB Charles Evans
Ed Block Courage Award: LB Peter Boulware

SEASON TRENDS

Record	8-8	Decided by 8 Points or less	4-5
vs. AFC Central	6-4	Decided by 3 Points or less	1-4
vs. AFC	6-7	When Scoring First	5-4
vs. NFC	2-1	When Not Scoring First	3-4
Home	4-4	Positive Turnover Ratio	6-2
Away	4-4	Negative Turnover Ratio	0-5
On Grass	5-7	Winning Penalty Ratio	5-2
Artificial Turf	3-1	Negative Penalty Ratio	0-5
Outdoors	7-7	Overtime	1-0
Indoors	1-1	Preseason	4-0
Leading at Halftime	5-2	With a 100-Yard Rusher	5-1
Trailing at Halftime	2-5	With a 100-Yard Receiver	3-1
Tied at Halftime	1-1	Without a 100-yard Rusher	3-7
Tied After 3 Quarters	0-0	Without a 100-yard Receiver	5-7
Leading After 3 Quarters	7-2	When Allowing a 100-Yard Rusher	0-0
Trailing After 3 Quarters	1-6	When Not Allowing a 100-Yard Rusher	8-8
Winning Coin Toss	2-4	When Allowing a 100-Yard Receiver	0-1
Losing Coin Toss	6-4	When Not Allowing a 100-Yard Receiver	8-7



2000 STATISTICS

RESULTS AND ATTENDANCE

WON 12, LOST 4 (WILD CARD/SUPER BOWL XXXV CHAMPIONS)

Date	Result	Score	Location	Attendance
09/03	W	16-0	at Pittsburgh	55,049
09/10	W	39-36	Jacksonville	68,843
09/17	L	6-19	at Miami	73,464
09/24	W	37-0	Cincinnati	68,481
10/01	W	12-0	at Cleveland	73,018
10/08	W	15-10	at Jacksonville	65,194
10/15	L	3-10	at Washington	83,252
10/22	L	6-14	Tennessee	69,200
10/29	L	6-9	Pittsburgh	69,405
11/05	W	27-7	at Cincinnati	54,759
11/12	W	24-23	at Tennessee	68,490
11/19	W	27-0	Dallas	69,416
11/26	W	44-7	Cleveland	68,361
12/02			Bye Week	
12/10	W	24-3	San Diego	68,805
12/17	W	13-7	at Arizona	37,452
12/24	W	34-20	New York Jets	69,184

TEAM STATISTICS

	RAVENS	OPPONENT
TOTAL FIRST DOWNS	288	216
Rushing	116	59
Passing	156	135
Penalty	16	22
3rd Down: Made/Att	95/236	72/211
3rd Down Pct.	40.3	34.1
4th Down: Made/Att	1/6	4/19
4th Down Pct.	16.7	21.1
POSSESSION AVG.	33:19	26:41
TOTAL NET YARDS	5014	3967
Avg. Per Game	313.4	247.9
Total Plays	1058	924
Avg. Per Play	4.7	4.3
NET YARDS RUSHING	2199	970
Avg. Per Game	137.4	60.6
Total Rushes	511	361
NET YARDS PASSING	2815	2997
Avg. Per Game	175.9	187.3
Sacked/Yards Lost	43/287	35/178
Gross Yards	3102	3175
Att./Completions	504/287	528/295
Completion Pct.	56.9	55.9
Had Intercepted	19	23
PUNTS/AVERAGE	86/40.2	87/44.5
NET PUNTING AVG.	86/33.9	87/33.1
PENALTIES/YARDS	95/730	84/535
FUMBLES/BALL LOST	26/7	45/26
TOUCHDOWNS	32	18
Rushing	9	5
Passing	20	11
Returns	3	2

SCORE BY PERIODS	1	2	3	4	OT	PTS
RAVENS	62	134	67	70	0	333
Opponents	44	36	43	42	0	165

SCORING	TD	RU	PA	RT	K/PAT	FG	S	PTS
Stover	0	0	0	0	30/30	35/39	0	135
Ja. Lewis	6	6	0	0			0	38
Ismail	5	0	5	0			0	30
Sharpe	5	0	5	0			0	30
Je. Lewis	3	0	1	2			0	18
Taylor	3	0	3	0			0	18
Ayanbadejo	2	1	1	0			0	12
Holmes	2	2	0	0			0	12
Johnson	2	0	2	0			0	12
Stokley	2	0	2	0			0	12
Gash	1	0	1	0			0	6
McAlister	1	0	0	1			0	6
Coates	0	0	0	0			0	2
McCrary	0	0	0	0			1	2
RAVENS	32	9	20	3	30/30	35/39	1	333
Opponents	18	5	11	2	15/18	14/19	0	165

2-PT. CONVERSIONS: Coates, Ja. Lewis **RAVENS 1-1; Opponents 4-4**

SACKS: Burnett 10.5, Boulware 7.0, McCrary 6.5, Brown 3.0, R. Lewis 3.0, Adams 2.0, Trapp 2.0, Herring 1.0, **RAVENS 35.0; Opponents 43.0**

PASSING	ATT	COMP	YARDS	COMP%	YDS/ATT	TD	TD%	INT	INT%	LG	SACK/LOST	RATING
Banks	274	150	1578	54.7	5.76	8	2.9	8	2.9	53t	20/152	69.3
Dilfer	226	134	1502	59.3	6.65	12	5.3	11	4.9	59t	23/135	76.6
Redman	3	2	19	66.7	6.33	0	0.0	0	0.0	12	0/0	84.0
Je. Lewis	1	1	3	100.0	3.00	0	0.0	0	0.0	3	0/0	79.2
RAVENS	504	287	3102	56.9	6.15	20	4.0	19	3.8	59t	43/287	72.7
Opponents	528	295	3175	55.9	6.01	11	2.1	23	4.4	67	35/178	62.5

RUSHING

	NO	YDS	AVG	LG	TD
Ja. Lewis	309	1364	4.4	45	6
Holmes	137	588	4.3	21	2
Dilfer	20	75	3.8	19	0
Banks	19	57	3.0	10	0
Je. Lewis	3	38	12.7	23	0
Ayanbadejo	15	37	2.5	8	1
Johnson	2	21	10.5	19	0
Taylor	2	11	5.5	12	0
Stokley	1	6	6.0	6	0
Gash	2	2	1.0	1	0
Redman	1	0	0.0	0	0
RAVENS	511	2199	4.3	45	9
Opponents	361	970	2.7	33t	56

RECEIVING

	NO	YDS	AVG	LG	TD
Sharpe	67	810	12.1	59t	5
Ismail	49	655	13.4	53t	5
Holmes	32	221	6.9	27	0
Taylor	28	276	9.9	40	3
Ja. Lewis	27	296	11.0	45	0
Ayanbadejo	23	168	7.3	26	1
Je. Lewis	19	161	8.5	26	1
Johnson	12	156	13.0	46t	2
Stokley	11	184	16.7	32	2
Coates	9	84	9.3	28	0
Gash	6	30	5.0	9	1
B. Davis	3	62	20.7	28	0
Dilfer	1	-1	-1.0	-1	0
RAVENS	287	3102	10.8	59t	20
Opponents	295	3175	10.8	67	11

INTERCEPTIONS

	NO	YDS	AVG	LG	TD
Starks	6	125	20.8	64	0
McAlister	4	165	41.3	98t	1
Woodson	4	20	5.0	18	0
Herring	3	74	24.7	30	0
Harris	2	44	22.0	42	0
R. Lewis	2	1	0.5	1	0
Sharper	1	45	45.0	45	0
Burnett	1	3	3.0	3	0
RAVENS	23	477	20.7	98t	1
Opponents	19	234	12.3	87t	2

PUNTING

	NO	YDS	AVG	TB	IN	LG	BLK
Richardson	86	3457	40.2	8	35	55	0
RAVENS	86	3457	40.2	8	35	55	0
Opponents	87	3872	44.5	14	17	67	0

PUNT RETURNS

	RET	FC	YDS	AVG	LG	TD
Je. Lewis	36	9	578	16.1	89t	2
Starks	9	1	135	15.0	47	0
RAVENS	45	10	713	15.8	89t	2
Opponents	41	23	382	9.3	31	0

KICKOFF RETURNS

	NO	YDS	AVG	LG	TD
Harris	39	907	23.3	41	0
Ismail	2	51	25.5	38	0
Brown	1	0	0.0	0	0
Holmes	1	7	7.0	7	0
Je. Lewis	1	23	23.0	23	0
Washington	1	17	17.0	17	0
RAVENS	45	1005	22.3	41	0
Opponents	73	1558	21.3	52	0

FIELD GOALS

	1-19	20-29	30-39	40-49	50+
Stover	2/2	9/9	12/13	10/12	2/3
RAVENS	2/2	9/9	12/13	10/12	2/3
Opponents	1/1	2/2	3/4	8/12	0/0

Stover:(23G,26G,33G)(44G)(30B,27G,33G)(30G,37G,19G)(45G,30G,44G,51N,22G)(47G,32G,43G,21G,24G)(51G)(21G,38G)(51G,49G)(38G,32G)(45G)(25G,47N,19G)(39G,26G,38G)(32G)(42G,42G)(42G,45N)

Opponents: (45N)(36G,45G,48G,34G,48G)(42G,41G)(0)(49G,31N)(37G)(0)(24G)(0)(23G,43N)(46N)(0)(47G)(46N)(40G,19G)



2000 STATISTICS

DEFENSIVE

PLAYER	FROM COACHES VIDEO									
	TT	SOLO	AS	SACKS	YDS	INT	PD	FF	FR	
Lewis, Ray	187	120	67	3	33	2	10	0	3	
McCrary, Michael	103	60	43	6.5	35	0	2	2	3	
Sharper, Jamie	102	68	34	0	0	1	4	5	2	
Burnett, Rob	97	53	44	10.5	57	1	3	3	5	
Woodson, Rod	82	65	17	0	0	4	10	1	4	
Siragusa, Tony	75	40	35	0	0	0	2	0	1	
Adams, Sam	69	36	33	2	5	0	7	5	1	
Herring, Kim	66	54	12	1	5	3	12	2	0	
Starks, Duane	59	46	13	0	0	6	28	0	1	
McAlister, Chris	50	39	11	0	0	4	23	0	1	
Boulware, Peter	45	26	19	7	24	0	1	2	0	
Harris, Corey	37	31	6	0	0	2	8	1	0	
Dalton, Lionel	33	21	12	0	0	0	2	0	0	
Washington, Keith	29	14	15	0	0	0	0	0	1	
Bailey, Robert	27	20	7	0	0	0	4	3	1	
Trapp, James	25	23	2	2	5	0	4	1	0	
Brown, Cornell	25	17	8	3	17	0	0	2	0	
Webster, Larry	10	8	2	0	0	0	0	0	1	
Davis, Anthony	5	2	3	0	0	0	0	0	0	
Jackson, Brad	4	2	2	0	0	0	0	0	0	
Powell, Carl	1	0	1	0	0	0	0	0	0	
Thomas, Adalius	1	0	1	0	0	0	0	0	0	

SPECIAL TEAMS

PLAYER	FROM COACHES VIDEO					
	TT	SOLO	AS	FF	FR	BK
Harris, Corey	26	20	6	1	0	0
Brigance, O.J.	25	16	9	2	1	0
Mitchell, Anthony	18	14	4	0	0	0
Davis, Billy	15	12	3	0	0	0
Trapp, James	15	10	5	1	0	0
Davis, Anthony	14	12	2	0	1	0
Jackson, Brad	13	9	4	0	2	0
Herring, Kim	11	10	1	0	0	0
Poindexter, Anthony	11	8	3	1	0	0
Brown, Cornell	9	6	3	0	0	0
Bailey, Robert	7	4	3	0	0	0
Sharper, Jamie	5	5	0	0	0	0
Ayanbadejo, Obafemi	3	3	0	0	0	0
Jones, John	3	2	1	0	0	0
Johnson, Patrick	3	1	2	0	0	0
Love, Clarence	2	2	0	1	0	0
Richardson, Kyle	2	2	0	0	0	0
Stover, Matt	2	2	0	0	0	0
Powell, Carl	1	1	0	0	0	0
Wainright, Frank	1	0	1	0	0	0

TOP THREE

SOLO	SACKS	FF	FR	PD
120 Ray Lewis	10.5 Rob Burnett	5 Sam Adams	5 Rob Burnett	28 Duane Starks
68 Jamie Sharper	7.0 Peter Boulware	5 Jamie Sharper	4 Rod Woodson	23 Chris McAlister
65 Rod Woodson	6.5 Michael McCrary	3 2 players tied	3 2 players tied	12 Kim Herring

USUAL STARTERS

OFFENSE		DEFENSE	
WR 87	Qadry Ismail	LDE 90	Rob Burnett
WR 83	Patrick Johnson	LDT 95	Sam Adams
LT 75	Jonathan Ogden	RDT 98	Tony Siragusa
LG 64	Edwin Mulitalo	RDE 99	Michael McCrary
C 60	Jeff Mitchell	LLB 58	Peter Boulware
RG 62	Mike Flynn	MLB 52	Ray Lewis
RT 70	Harry Swayne	RLB 55	Jamie Sharper
TE 82	Shannon Sharpe	LCB 22	Duane Starks
QB 8	Trent Diller	RCB 21	Chris McAlister
	12 Tony Banks	SS 20	Kim Herring
RB 31	Jamal Lewis	FS 26	Rod Woodson
FB 32	Sam Gash		

COACHES

Brian Billick, Head Coach; **Matt Cavanaugh**, Offensive Coordinator/
Quarterbacks; **Marvin Lewis**, Defensive Coordinator; **Jim Colletto**,
Offensive Line; **Jack Del Rio**, Linebackers; **Jeff Friday**, Strength and
Conditioning; **Wade Harman**, Tight Ends/Assistant Offensive Line;
Donnie Henderson, Secondary; **Milt Jackson**, Wide Receivers; **Chip
Morton**, Assistant Strength and Conditioning; **Russ Purnell**, Special
Teams; **Rex Ryan**, Defensive Line; **Steve Shafer**, Assistant Head
Coach/Secondary; **Matt Simon**, Running Backs; **Mike Smith**, Defensive
Assistant

RAVENS HONOR ROLL

NFL Defensive Player of the Year: LB Ray Lewis

Super Bowl XXXV MVP: LB Ray Lewis

Pro Bowl: DT Sam Adams (starter); LB Ray Lewis (starter); OT Jonathan Ogden (starter); K Matt Stover (starter); S Rod Woodson (starter)

All Pro: DT Sam Adams (AP-2nd Team, PFW-AFC, FN); DE Rob Burnett (AP-2nd Team, SI, FN, FD); RB Jamal Lewis (PFW-Rookie Team, FN-Rookie Team, FD); PR Jermaine Lewis (FN, FD); LB Ray Lewis (AP-1st Team, SI, PFW, CPFW, TSN, FN, FD, USA); CB Chris McAlister (FD-2nd Team); OT Jonathan Ogden (AP-1st Team, SI, PFW, CPFW, TSN, FN, FD, USA); CB Duane Starks (USA); K Matt Stover (AP-1st Team, PFW, CPFW, TSN, FN, FD); FS Rod Woodson (AP-2nd Team, PFW-AFC, CPFW-2nd Team, FN)

Quarterback Club MVP: LB Ray Lewis

Ravens Roost Unsung Hero: S Kim Herring

Ravens Nest Lineman of the Year: DE Rob Burnett

Ravens Roost Extra Effort Award: S Corey Harris

Ed Block Courage Award: S Anthony Poindexter

SEASON TRENDS

	Reg.	Post.		Reg.	Post.
Record	12-4	4-0	When Scoring First	9-2	3-0
vs. AFC Central	8-2	1-0	When Not Scoring First	3-2	1-0
vs. AFC	10-3	3-0	Positive Turnover Ratio	12-3	4-0
vs. NFC	2-1	1-0	Negative Turnover Ratio	0-1	0-0
Home	6-2	1-0	Winning Penalty Ratio	3-1	1-0
Away	6-2	3-0	Losing Penalty Ratio	5-3	3-0
On Grass	11-4	4-0	Overtime	0-0	0-0
Artificial Turf	1-0	0-0	Preseason	4-0	0-0
Outdoors	12-4	4-0	With a 100-Yard Rusher	6-0	2-0
Indoors	0-0	0-0	With a 100-Yard Receiver	2-1	0-0
Leading at Halftime	11-1	3-0	Without a 100-yard Rusher	6-4	2-0
Trailing at Halftime	1-2	0-0	Without a 100-yard Receiver	10-3	4-0
Tied at Halftime	0-1	1-0	When Allowing a 100-Yard Rusher	0-0	0-0
Tied After 3 Quarters	0-1	1-0	When Not Allowing a 100-Yard Rusher	12-4	4-0
Leading After 3 Quarters	11-0	3-0	When Allowing a 100-Yard Receiver	3-0	3-0
Trailing After 3 Quarters	1-3	0-0	When Not Allowing a 100-Yard Receiver	9-4	4-0
Winning Coin Toss	5-4	1-0	With a 300-Yard Passer	0-0	0-0
Losing Coin Toss	7-0	3-0	Without a 300-Yard Passer	12-4	4-0
Decided by 8 Points or less	4-3	0-0	When Allowing a 300-Yard Passer	2-0	0-0
Decided by 3 Points or less	2-1	0-0	When Not Allowing a 300-Yard Passer	10-4	4-0



2000 POSTSEASON STATISTICS

RESULTS AND ATTENDANCE

WON 4, LOST 0 (SUPER BOWL XXXV CHAMPIONS)

12/31	W	21-3	Denver	69,638
01/07	W	24-10	at Tennessee	68,527
01/14	W	16-3	at Oakland	62,784
01/28	W	34-7	at New York Giants	71,921

TEAM STATISTICS

	RAVENS	OPPONENT
TOTAL FIRST DOWNS	44	55
Rushing	19	16
Passing	22	32
Penalty	3	7
3rd Down: Made/Att	15/60	12/60
3rd Down Pct.	25.0	20.0
4th Down: Made/Att	0/0	2/6
4th Down Pct.	0.0	33.3
POSSESSION AVG.	30:10	29:51
TOTAL NET YARDS	900	837
Avg. Per Game	225.0	209.3
Total Plays	226	259
Avg. Per Play	4.0	3.2
NET YARDS RUSHING	392	258
Avg. Per Game	98.0	64.5
Total Rushes	140	84
NET YARDS PASSING	508	579
Avg. Per Game	127.0	144.8
Sacked/Yards Lost	10/82	14/93
Gross Yards	590	672
Att./Completions	76/35	161/77
Completion Pct.	46.1	47.8
Had Intercepted	1	10
PUNTS/AVERAGE	35/37.7	32/40.1
NET PUNTING AVG.	35/33.9	32/36.3
PENALTIES/YARDS	30/245	23/151
FUMBLES/BALL LOST	5/1	4/2
TOUCHDOWNS	11	2
Rushing	4	1
Passing	3	0
Returns	4	1

SCORE BY PERIODS	1	2	3	4	OT	PTS
RAVENS	7	34	27	27	0	95
Opponents	7	3	13	0	0	23

SCORING	TD	RU	PA	RT	K/PAT	FG	S	PTS
Stover	0	0	0	0	11/11	6/8	0	29
Ja. Lewis	4	4	0	0	0	0	24	0
Sharpe	2	0	2	0	0	0	12	0
Je. Lewis	1	0	0	1	0	0	6	0
R. Lewis	1	0	0	1	0	0	6	0
A. Mitchell	1	0	0	1	0	0	6	0
Starks	1	0	0	1	0	0	6	0
Stokley	1	0	1	0	0	0	6	0
RAVENS	11	4	3	4	11/11	6/8	0	95
Opponents	2	1	0	1	2/2	3/6	0	235

2-PT. CONVERSIONS: RAVENS 0-0; Opponents 0-0

SACKS: McCrary 6.0, Boulware 2.0, Burnett 2.0, Sharper 2.0, Adams 1.0, Washington 1.0, RAVENS 14.0, Opponents 10.0

PASSING	ATT	COMP	YARDS	COMP%	YDS/ATT
Dilfer	73	35	590	47.9	8.08
Banks	3	0	0	0.0	0.00
RAVENS	76	35	590	46.1	7.76
Opponents	161	77	672	47.8	4.17

RUSHING

	NO	YDS	AVG	LG	TD
Ja. Lewis	103	338	3.3	27t	4
Holmes	18	45	2.5	11	0
Dilfer	13	7	0.5	6	0
Je. Lewis	3	7	2.3	5	0
Gash	1	0	0.0	0	0
Banks	1	-1	-1.0	-1	0
Ismail	1	-4	-4.0	-4	0
RAVENS	140	392	2.8	27t	4
Opponents	84	258	3.1	27	1

RECEIVING

	NO	YDS	AVG	LG	TD
Ismail	9	150	16.7	44	0
Stokley	7	91	13.0	38t	1
Sharpe	6	230	38.3	96t	2
Ja. Lewis	5	40	8.0	15	0
Coates	4	54	13.5	24	0
Johnson	1	8	8.0	8	0
Gash	1	7	7.0	7	0
Je. Lewis	1	6	6.0	6	0
Holmes	1	4	4.0	4	0
RAVENS	35	590	16.9	96t	3
Opponents	77	672	8.7	31	0

INTERCEPTIONS

	NO	YDS	AVG	LG	TD
Starks	3	93	31.0	49t	1
R. Lewis	2	54	27.0	50t	1
Sharper	2	19	9.5	15	0
McAlister	1	4	4.0	4	0
Herring	1	2	2.0	2	0
Bailey	1	0	0.0	0	0
RAVENS	10	172	17.2	50t	2
Opponents	1	2	2.0	2	0

PUNTING

	NO	YDS	AVG	TB	IN	LG	BLK
Richardson	33	1318	39.9	3	14	66	2
Team	2	0	0.0	0	0	0	0
RAVENS	35	1318	37.7	3	14	66	2
Opponents	32	1282	40.1	0	8	64	0

PUNT RETURNS

	RET	FC	YDS	AVG	LG	TD
Je. Lewis	11	9	122	11.1	38	0
RAVENS	11	9	122	11.1	38	0
Opponents	13	6	73	5.6	19	0

KICKOFF RETURNS

	NO	YDS	AVG	LG	TD
Je. Lewis	5	189	37.8	84t	1
Harris	3	51	17.0	20	0
Coates	1	8	8.0	8	0
RAVENS	9	248	27.6	84t	1
Opponents	18	340	18.9	97t	1

FIELD GOALS

	1-19	20-29	30-39	40-49	50+
Stover	0/0	2/2	3/4	1/2	0/0
RAVENS	0/0	2/2	3/4	1/2	0/0
Opponents	0/0	2/2	1/3	0/1	0/0

Stover: ()(38G)(36N,31G,28G,21G)(47G,41N,34G)
Opponents: (31G)(45B,31N,21G,37B)(24G)()

	TD	TD%	INT	INT%	LG	SACK/LOST	RATING
Dilfer	3	4.1	1	1.4	96t	10/82	83.7
Banks	0	0.0	0	0.0	0	0/0	39.6
RAVENS	3	3.9	1	1.3	96t	10/82	80.5
Opponents	0	0.0	10	6.2	31	14/93	33.4

DEFENSIVE

FROM COACHES VIDEO

PLAYER	TT	SOLO	AS	SACKS	YDS	INT	PD	FF	FR
Lewis, Ray	44	28	16	0	0	2	7	0	1
Woodson, Rod	24	19	5	0	0	0	2	0	0
Burnett, Rob	21	14	7	2	12	0	1	0	0
Sharper, Jamie	20	14	6	2	10	2	1	0	0
Starks, Duane	19	18	1	0	0	3	6	0	0
McCrary, Michael	18	14	4	6	44	0	0	1	0
Harris, Corey	18	13	5	0	0	0	2	0	0
McAlister, Chris	17	15	2	0	0	1	8	0	0
Boulware, Peter	17	12	4	2	14	0	0	0	0
Siragusa, Tony	17	10	7	0	0	0	4	0	0
Webster, Larry	10	7	3	0	0	0	1	0	0
Washington, Keith	10	7	3	1	9	0	0	0	0
Adams, Sam	9	7	2	1	4	0	3	1	0
Dalton, Lionel	5	5	0	0	0	0	0	0	0
Bailey, Robert	5	4	1	0	0	1	1	0	0
Trapp, James	3	2	1	0	0	0	1	0	0
Brown, Cornell	1	1	0	0	0	0	0	0	0
Davis, Anthony	1	1	0	0	0	0	0	0	0
Herring, Kim	1	1	0	0	0	1	2	0	0
Mitchell, Anthony	1	1	0	0	0	0	0	0	0

SPECIAL TEAMS

FROM COACHES VIDEO

PLAYER	TT	SOLO	AS	FF	FR	BK
Brigance, O.J.	10	8	2	0	0	0
Jackson, Brad	8	7	1	0	0	0
Davis, Billy	8	6	2	0	0	0
Trapp, James	6	3	3	1	0	0
Mitchell, Anthony	4	3	1	0	0	0
Harris, Corey	4	2	2	0	0	0
Starks, Duane	2	2	0	0	0	0
Davis, Anthony	2	1	1	0	0	0
Herring, Kim	2	1	1	0	0	0
Bailey, Robert	1	1	0	0	1	0
Brown, Cornell	1	1	0	0	0	0
Poindexter, Anthony	1	1	0	0	0	0
Sharper, Jamie	1	1	0	0	0	0
Thomas, Adalius	1	1	0	0	0	0
Washington, Keith	0	0	0	0	0	2



2001 STATISTICS

RESULTS AND ATTENDANCE

WON 10, LOST 6 (WILD CARD)

Date	Result	Score	Opponent	Attendance
09/09	W	17-6	Chicago	69,365
09/23	L	10-21	at Cincinnati	49,632
09/30	W	20-13	at Denver	75,082
10/07	W	26-7	Tennessee	69,494
10/14	L	23-31	at Green Bay	59,866
10/21	L	14-24	at Cleveland	72,818
10/28	W	18-17	Jacksonville	69,439
11/04	W	13-10	at Pittsburgh	62,906
11/12	W	16-10	at Tennessee	68,798
11/18	L	17-27	Cleveland	69,353
11/25	W	24-21	at Jacksonville	53,530
12/02	W	39-27	Indianapolis	69,382
12/09			Bye Week	
12/16	L	21-26	Pittsburgh	69,506
12/23	W	16-0	Cincinnati	68,987
12/29	L	10-22	at Tampa Bay	65,619
01/07	W	19-3	Minnesota	69,465

TEAM STATISTICS

	RAVENS	OPPONENT
TOTAL FIRST DOWNS	299	262
Rushing	92	81
Passing	180	161
Penalty	27	20
3rd Down: Made/Att	82/230	70/227
3rd Down Pct.	35.7	30.8
4th Down: Made/Att	3/13	6/15
4th Down Pct.	23.1	40.0
POSSESSION AVG.	29:39	30:21
TOTAL NET YARDS	5124	4446
Avg. Per Game	320.3	277.9
Total Plays	1080	1010
Avg. Per Play	4.7	4.4
NET YARDS RUSHING	1810	1411
Avg. Per Game	113.1	88.2
Total Rushes	483	410
NET YARDS PASSING	3314	3035
Avg. Per Game	207.1	189.7
Sacked/Yards Lost	40/281	45/290
Gross Yards	3595	3325
Att./Completions	557/320	555/321
Completion Pct.	57.5	57.8
Had Intercepted	20	16
PUNTS/AVERAGE	87/38.0	98/41.6
NET PUNTING AVG.	87/33.6	98/33.6
PENALTIES/YARDS	89/728	105/903
FUMBLES/BALL LOST	31/16	22/12
TOUCHDOWNS	31	30
Rushing	11	10
Passing	18	16
Returns	2	4

SCORE BY PERIODS	1	2	3	4	OT	PTS
RAVENS	29	92	63	119	0	303
Opponents	38	77	89	61	0	265

SCORING	TD	RU	PA	RT	K/PAT	FG	S	PTS
Stover	0	0	0	0	25/25	30/35	0	115
Ismail	7	0	7	0			0	44
Brookins	5	5	0	0			0	30
Allen	3	3	0	0			0	18
T. Taylor	3	0	3	0			0	18
Ayanbadejo	2	1	1	0			0	12
Sharpe	2	0	2	0			0	12
Stokley	2	0	2	0			0	12
Cunningham	1	1	0	0			0	6
Gash	1	0	1	0			0	6
Grbac	1	1	0	0			0	6
Heap	1	0	1	0			0	6
Johnson	1	0	1	0			0	6
Sharper	1	0	0	1			0	6
Woodson	1	0	0	1			0	6
RAVENS	31	11	18	2	25/25	30/35	0	303
Opponents	30	10	16	4	28/28	19/33	0	265

2-PT. CONVERSIONS: Ismail, **RAVENS 1-6; Opponents 0-2**

SACKS: Boulware 15.0, McCrary 7.5, Sharper 6.0, R. Lewis 3.5, A. Thomas 3.5, Adams 2.0, Siragusa 2.0, Douglas 1.0, Gregg 1.0, S. Taylor 1.0, Team 1.0, Trapp 1.0, Webster 0.5, **RAVENS 44.0, Opponents 40.0**

PASSING	ATT	COMP	YARDS	COMP%	YDS/ATT	TD	TD%	INT	INT%	LG	SACK/LOST	RATING
Grbac	467	265	3033	56.7	6.49	15	3.2	18	3.9	77t	28/215	71.1
Cunningham	89	54	573	60.7	6.44	3	3.4	2	2.2	30	12/66	81.3
Richardson	1	1	-11	100.0	-11.00	0	0.0	0	0.0	11	0/0	79.2
RAVENS	557	320	3595	57.5	6.45	18	3.2	20	3.6	77t	40/281	72.7
Opponents	555	321	3325	57.8	5.99	16	2.9	16	2.9	90t	45/290	72.8

RUSHING

	NO	YDS	AVG	LG	TD
Allen	168	658	3.9	26	3
Brookins	151	551	3.6	25	5
M. Williams	65	291	4.5	55	0
Ayanbadejo	46	173	3.8	17	1
T. Taylor	5	46	9.2	16	0
Cunningham	14	40	2.9	15	1
Je. Lewis	9	33	3.7	14	0
Grbac	21	18	0.9	6	1
Stokley	1	1	1.0	1	0
Richardson	1	0	0.0	0	0
Gash	2	-1	-0.5	0	0
RAVENS	483	1810	3.7	55	11
Opponents	410	1411	3.4	38	10

RECEIVING

	NO	YDS	AVG	LG	TD
Ismail	74	1059	14.3	77t	7
Sharpe	73	811	11.1	37	2
T. Taylor	42	560	13.3	63	3
Stokley	24	344	14.3	46	2
Ayanbadejo	24	121	5.0	18	1
M. Williams	23	210	9.1	46	0
Allen	17	68	4.0	11	0
Heap	16	206	12.9	24t	1
Gash	9	80	8.9	16	1
Brookins	6	45	7.5	15	0
Johnson	5	57	11.4	25	1
Je. Lewis	4	32	8.0	12	0
Jones	2	13	6.5	13	0
A. Mitchell	1	-11	-11.0	-1	0
RAVENS	320	3595	11.2	77t	1
Opponents	321	3325	10.4	90t	16

INTERCEPTIONS

	NO	YDS	AVG	LG	TD
Starks	4	9	2.3	9	0
R. Lewis	3	115	38.3	64	0
Woodson	3	57	19.0	47t	1
Harris	2	1	0.5	1	0
Trapp	1	15	15.0	15	0
McCrary	1	1	1.0	1	0
McAlister	1	0	0.0	0	0
Porter	1	-3	-3.0	-3	0
RAVENS	16	195	12.2	64	1
Opponents	20	331	16.6	66t	3

PUNTING

	NO	YDS	AVG	TB	IN	LG	BLK
Richardson	85	3309	38.9	10	29	65	2
RAVENS	87	3309	38.0	10	29	65	2
Opponents	98	4076	41.6	11	24	69	0

PUNT RETURNS

	RET	FC	YDS	AVG	LG	TD
Je. Lewis	42	9	519	12.4	62	0
McAlister	5	1	44	8.8	24	0
Lake	1	0	0	0.0	0	0
RAVENS	48	10	563	11.7	62	0
Opponents	33	22	183	5.5	30	0

KICKOFF RETURNS

	NO	YDS	AVG	LG	TD
Je. Lewis	42	1039	24.7	76	0
Harris	11	235	21.4	34	0
Johnson	2	39	19.5	23	0
Bobo	1	11	11.0	11	0
Brookins	1	23	23.0	23	0
RAVENS	57	1347	23.6	76	0
Opponents	64	1393	21.8	51	0

FIELD GOALS

	1-19	20-29	30-39	40-49	50+
Stover	0/0	16/16	9/10	5/9	0/0
RAVENS	0/0	16/16	9/10	5/9	0/0
Opponents	0/0	7/7	6/11	6/15	0/0

Stover: (46N,37G)(38G)(29G,26G)(26G,25G)(28G)(21G,38G)(49G,28G)(25G,39G)(31G,33G,30G)(42G)(41G,41N)(26G,30G,29G,27G,46N)(48N)(43G,29G,433N,43G)(24G)(21G,20G,38G20G)

Opponents: (20G,43N,46G)(43N,39N,45N)(43G,49G)(46N)(33G,47N)(33G)(40G)(38G,41N,33N,48N,35)(48N,27G)(29G,42G)(38N)(33G,25G)(22G,33G,32N)(42G,38G,24G,40N)(26G)

2001 STATISTICS

DEFENSIVE

FROM COACHES VIDEO

PLAYER	TT	SOLO	AS	SACKS	YDS	INT	PD	FF	FR
Lewis, Ray	196	130	66	3.5	26	3	13	1	1
Sharper, Jamie	135	101	34	6	31	0	12	0	1
Woodson, Rod	93	70	23	0	0	3	13	1	1
Harris, Corey	91	70	21	0	0	2	12	3	4
Boulware, Peter	82	51	31	15	86.5	0	4	3	1
McAlister, Chris	69	59	10	0	0	1	11	0	0
McCrary, Michael	64	42	22	7.5	42.5	1	2	1	0
Starks, Duane	59	52	7	0	0	4	17	2	0
Siragusa, Tony	58	27	31	2	12	0	3	0	0
Adams, Sam	51	28	23	2	16	0	2	1	0
Burnett, Rob	50	28	22	0	0	0	6	0	1
Thomas, Adalius	39	27	12	3.5	32.5	0	8	3	0
Lake, Carnell	32	27	5	0	0	0	0	0	1
Trapp, James	31	25	6	1	8	1	4	0	0
Dalton, Lional	29	15	14	0	0	0	0	0	0
Webster, Larry	28	13	15	0.5	1.5	0	0	0	0
Jackson, Brad	25	13	12	0	0	0	1	1	0
Gregg, Kelly	19	10	9	1	7	0	1	0	0
Mitchell, Anthony	11	9	2	0	0	0	1	0	0
Porter, Alvin	8	8	0	0	0	1	1	0	0
Taylor, Shannon	5	2	3	1	6	0	0	0	1
Douglas, Marques	3	2	1	1	11	0	0	0	0

SPECIAL TEAMS

FROM COACHES VIDEO

PLAYER	TT	SOLO	AS	FF	FR	BK
Thomas, Adalius	18	14	4	0	0	0
Mitchell, Anthony	18	12	6	0	0	0
Jackson, Brad	16	9	7	0	1	0
Porter, Alvin	14	11	3	1	0	0
Trapp, James	12	9	3	0	0	0
Taylor, Shannon	9	8	1	0	0	0
Hartwell, Edgerton	9	5	4	0	0	0
Baxter, Gary	8	8	0	0	0	0
Ayanbadejo, Obafemi	8	7	1	0	0	0
Jones, John	8	7	1	0	0	0
Lake, Carnell	7	4	3	0	0	0
Williams, Moe	5	4	1	0	0	0
Starks, Duane	4	4	0	0	0	0
Harris, Corey	4	3	1	0	0	0
Kight, Danny	2	2	0	0	0	0
Stover, Matt	2	2	0	0	0	0
Maese, Joe	1	1	0	0	0	0
McAlister, Chris	1	1	0	0	0	1
Ricard, Alan	1	1	0	0	0	0
Sharper, Jamie	1	1	0	0	0	0
Hellestrae, Dale	1	0	1	0	0	0

*McAlister partially deflected a FG at Pittsburgh 11/4/01

TOP THREE

SOLO	SACKS	FF	FR	PD
130 Ray Lewis	15.0 Peter Boulware	3 Peter Boulware	4 Corey Harris	17 Duane Starks
101 Jamie Sharper	7.5 Michael McCrary	3 Corey Harris	1 7 players tied	13 Ray Lewis
70 2 players tied	6.0 Jamie Sharper	3 Adalius Thomas		13 Rod Woodson

USUAL STARTERS

OFFENSE	DEFENSE
WR 87 Qadry Ismail	LDE 90 Rob Burnett
WR 89 Travis Taylor	LDT 95 Sam Adams
LT 75 Jonathan Ogden	RDT 98 Tony Siragusa
LG 64 Edwin Mulitalo	RDE 99 Michael McCrary
C 62 Mike Flynn	LLB 58 Peter Boulware
RG 66 Bennie Anderson	MLB 52 Ray Lewis
RT 77 Kipp Vickers	RLB 55 Jamie Sharper
TE 82 Shannon Sharpe	LCB 22 Duane Starks
QB 18 Elvis Grbac	RCB 21 Chris McAlister
RB 29 Terry Allen	SS 45 Corey Harris
FB 32 Sam Gash	FS 26 Rod Woodson

COACHES

Brian Billick, Head Coach; **Matt Cavanaugh**, Offensive Coordinator/Quarterbacks; **Marvin Lewis**, Defensive Coordinator; **Jim Colletto**, Offensive Line; **Jack Del Rio**, Linebackers; **Jeff Friday**, Strength and Conditioning; **Wade Harman**, Tight Ends/Assistant Offensive Line; **Donnie Henderson**, Secondary; **Milt Jackson**, Offensive Assistant; **Chip Morton**, Assistant Strength and Conditioning; **Mike Nolan**, Wide Receivers; **Russ Purnell**, Special Teams; **Rex Ryan**, Defensive Line; **Steve Shafer**, Assistant Head Coach/Secondary; **Matt Simon**, Running Backs; **Mike Smith**, Defensive Assistant/Defensive Line; **Bennie Thompson**, Special Teams Assistant

RAVENS HONOR ROLL

Pro Bowl: DT Sam Adams (2nd team); WR/KR Jermaine Lewis (2nd team); LB Ray Lewis (starter); OT Jonathan Ogden (starter); TE Shannon Sharpe (2nd team); S Rod Woodson (starter)
All-Pro: DT Sam Adams (PFW, FN, CPFW); WR/KR Jermaine Lewis (PFW, FD, TSN); TE Shannon Sharpe (CPFW); LB Ray Lewis (AP-1st team, SI, PFW, FD, FN, CPFW, TSN); OL Edwin Mulitalo (SI); OT Jonathan Ogden (AP-2nd team, PFW, FD, FN, CPFW, TSN)
Ravens Nest Lineman of the Year: OL Edwin Mulitalo
Ravens Roost Extra Effort Award: WR Brandon Stokley
Ravens Roost Unsung Hero: LB Jamie Sharper
Ed Block Courage Award: S Corey Harris

SEASON TRENDS

	Reg.	Post.		Reg.	Post.
Record	10-6	1-1	When Scoring First	5-2	0-0
vs. AFC Central	6-4	0-1	When Not Scoring First	5-4	1-1
vs. AFC	8-4	1-1	Positive or Even Turnover Ratio	9-0	1-0
vs. NFC	2-2	0-0	Negative Turnover Ratio	1-6	0-1
Home	6-2	0-0	Winning Penalty Ratio	7-3	1-0
Away	4-4	1-1	Losing Penalty Ratio	3-2	0-1
On Grass	10-6	1-1	Overtime	0-0	0-0
Artificial Turf	0-0	0-0	Preseason	1-2	0-0
Outdoors	10-6	1-1	With a 100-Yard Rusher	3-0	1-0
Indoors	0-0	0-0	With a 100-Yard Receiver	1-0	0-0
Leading at Halftime	5-1	1-0	Without a 100-yard Rusher	7-6	0-1
Trailing at Halftime	2-5	0-1	Without a 100-yard Receiver	9-6	1-1
Tied at Halftime	3-0	0-0	When Allowing a 100-Yard Rusher	1-0	0-0
Tied After 3 Quarters	2-0	0-0	When Not Allowing a 100-Yard Rusher	9-6	1-1
Leading After 3 Quarters	5-0	1-0	When Allowing a 100-Yard Receiver	1-2	0-0
Trailing After 3 Quarters	3-6	0-1	When Not Allowing a 100-Yard Receiver	9-4	1-1
Winning Coin Toss	6-2	1-1	With a 300-Yard Passer	0-1	0-0
Losing Coin Toss	4-4	0-0	Without a 300-Yard Passer	10-5	1-1
Decided by 8 Points or less	5-2	0-0	When Allowing a 300-Yard Passer	2-2	0-0
Decided by 3 Points or less	3-0	0-0	When Not Allowing a 300-Yard Passer	8-4	1-1



2001 POSTSEASON STATISTICS

RESULTS AND ATTENDANCE

WON 1, LOST 1					
01/13	W	20-3	at Miami	72,251	
01/20	L	10-27	at Pittsburgh	63,976	

TEAM STATISTICS

	RAVENS	OPPONENT
TOTAL FIRST DOWNS	27	30
Rushing	12	12
Passing	13	14
Penalty	2	4
3rd Down: Made/Att	11/28	10/27
3rd Down Pct	39.3	37.0
4th Down: Made/Att	1/1	0/1
4th Down Pct.	100.0	0.0
POSSESSION AVG.	28:35	31:26
TOTAL NET YARDS	497	448
Avg. Per Game	248.5	224.0
Total Plays	120	119
Avg. Per Play	4.1	3.8
NET YARDS RUSHING	248	200
Avg. Per Game	124.0	100.0
Total Rushes	61	64
NET YARDS PASSING	249	248
Avg. Per Game	124.5	124.0
Sacked/Yards Lost	4/37	5/28
Gross Yards	286	276
Att./Completions	55/30	50/27
Completion Pct.	54.5	54.0
Had Intercepted	3	2
PUNTS/AVERAGE	12/40.1	11/43.5
NET PUNTING AVG.	12/32.1	11/30.6
PENALTIES/YARDS	14/100	11/86
FUMBLES/BALL LOST	2/2	6/2
TOUCHDOWNS	3	3
Rushing	1	2
Passing	1	1
Returns	1	0

SCORE BY PERIODS	1	2	3	4	OT	PTS
RAVENS	0	10	14	6	0	30
Opponents	13	10	0	7	0	30

SCORING	TD	RU	PA	RT	K/PAT	FG	S	PTS
Stover	0	0	0	0	3/3	3/4	0	12
Allen	1	1	0	0			0	6
Je. Lewis	1	0	0	1			0	6
T. Taylor	1	0	1	0			0	6
RAVENS	3	1	1	1	3/3	3/4	0	30
Opponents	3	2	1	0	3/3	3/4	0	30

2-PT. CONVERSIONS: RAVENS 0-0; Opponents 0-0

SACKS: Boulware 1.0, A. Mitchell 1.0, Sharper 1.0, Webster 1.0, Burnett 0.5, A. Thomas 0.5, **RAVENS 5.0, Opponents 4.0**

RUSHING

	NO	YDS	AVG	LG	TD
Allen	29	120	4.1	13	1
Brookins	14	71	5.1	18	0
M. Williams	9	29	3.2	9	0
T. Taylor	1	15	15.0	15	0
Ayanbadejo	2	8	4.0	5	0
Je. Lewis	2	4	2.0	5	0
Grbac	2	3	1.5	4	0
Redman	2	-2	-1.0	-1	0
RAVENS	61	248	4.1	18	1
Opponents	64	200	3.1	23	2

RECEIVING

	NO	YDS	AVG	LG	TD
Sharpe	9	79	8.8	27	0
T. Taylor	6	76	12.7	45	1
M. Williams	4	24	6.0	14	0
Allen	3	11	3.7	6	0
Stokley	2	38	19.0	27	0
Ismail	2	24	12.0	16	0
Gash	1	13	13.0	13	0
Heap	1	11	11.0	11	0
Ayanbadejo	1	7	7.0	7	0
Brookins	1	3	3.0	3	0
RAVENS	30	286	9.5	45	1
Opponents	27	276	10.2	32t	1

INTERCEPTIONS

	NO	YDS	AVG	LG	TD
Starks	1	26	26.0	26	0
McAlister	1	18	18.0	18	0
RAVENS	2	44	22.0	26	0
Opponents	3	51	17.0	32	0

PUNTING

	NO	YDS	AVG	TB	IN	LG	BLK
Richardson	12	481	40.1	1	1	52	0
RAVENS	12	481	40.1	1	1	52	0
Opponents	11	479	43.5	2	4	52	0

PUNT RETURNS

	RET	FC	YDS	AVG	LG	TD
Je. Lewis	5	2	102	20.4	88t	1
RAVENS	5	2	102	20.4	88t	1
Opponents	7	0	76	10.9	35	0

KICKOFF RETURNS

	NO	YDS	AVG	LG	TD
Je. Lewis	6	104	17.3	28	0
Harris	2	33	16.5	18	0
RAVENS	8	137	17.1	28	0
Opponents	8	187	23.4	32	0

FIELD GOALS

	1-19	20-29	30-39	40-49	50+
Stover	0/0	1/1	1/1	1/2	0/0
RAVENS	0/0	1/1	1/1	1/2	0/0
Opponents	0/0	1/1	1/2	1/1	0/0

Stover: (40N,35G,40G)(26G)
Opponents: (33G)(21G,35N,46G)

PASSING	ATT	COMP	YARDS	COMP%	YDS/ATT	TD	TD%	INT	INT%	LG	SACK/LOST	RATING
Grbac	55	30	286	54.5	5.20	1	1.8	3	5.5	45	4/37	52.5
RAVENS	55	30	286	54.5	5.20	1	1.8	3	5.5	45	4/37	52.5
Opponents	50	27	276	54.0	5.52	1	2.0	2	4.0	32t	5/28	60.1

DEFENSIVE

FROM COACHES VIDEO

PLAYER	TT	SOLO	AS	SACKS	YDS	INT	PD	FF	FR
Sharper, Jamie	20	12	8	1	0	0	1	1	0
Lewis, Ray	15	9	6	0	0	0	0	2	0
Woodson, Rod	14	11	3	0	0	0	2	0	0
Harris, Corey	12	9	3	0	0	0	1	0	0
Webster, Larry	12	8	4	1	8	0	1	0	0
Starks, Duane	10	9	1	0	0	1	1	0	0
Boulware, Peter	10	5	5	1	15	0	2	1	0
Burnett, Rob	8	6	2	1	3	0	0	0	0
Siragusa, Tony	8	5	3	0	0	0	0	0	0
Adams, Sam	7	2	5	0	0	0	0	0	1
McAlister, Chris	6	3	3	0	0	1	3	0	0
Mitchell, Anthony	4	4	0	1	2	0	0	0	0
Gregg, Kelly	4	3	1	0	0	0	0	0	0
Lake, Carnell	4	3	1	0	0	0	1	0	0
Thomas, Adalius	4	2	2	0	0	0	0	0	0
Jackson, Brad	3	2	1	0	0	0	0	0	0
Dalton, Lionel	1	0	1	0	0	0	0	0	0

SPECIAL TEAMS

FROM COACHES VIDEO

PLAYER	TT	SOLO	AS	FF	FR	BK
Porter, Alvin	6	4	2	1	0	0
Ayanbadejo, Obafemi	5	3	2	0	0	0
Baxter, Gary	3	2	1	0	0	0
Mitchell, Anthony	3	2	1	0	0	0
Starks, Duane	2	2	0	0	0	0
Harris, Corey	2	1	1	0	0	0
Hellestrae, Dale	1	1	0	0	0	0
Jackson, Brad	1	1	0	0	0	0
Richardson, Kyle	1	1	0	0	0	0
Thomas, Adalius	1	1	0	0	0	0
Hartwell, Edgerton	1	0	1	0	0	0

2002 STATISTICS

DEFENSIVE

FROM COACHES VIDEO

PLAYER	TT	SOLO	AS	SACKS	YDS	INT	PD	FR	FF
Hartwell, Ed	191	125	66	3	18.0	0	7	0	0
Baxter, Gary	90	75	15	0	0	1	20	0	0
Boulware, Peter	87	63	24	7	57.0	1	4	1	1
Reed, Ed	86	69	17	1	3.0	5	13	0	1
Lewis, Ray	85	57	28	0	0	2	2	1	1
Gregg, Kelly	84	53	31	2	13.0	0	0	0	0
Harris, Bernardo	73	47	26	2	23.0	2	4	0	0
Thomas, Adalius	68	38	30	3	20.0	2	11	1	3
Brown, Cornell	67	47	20	1.5	14.0	0	3	0	0
McAlister, Chris	67	58	9	0	0	1	24	0	1
Weaver, Anthony	65	43	22	3.5	33.0	0	4	0	1
Demps, Will	64	51	13	1	2.0	1	7	0	1
Williams, Chad	43	35	8	0	0	3	8	0	1
Porter, Alvin	41	36	5	0	0	0	3	0	0
Trapp, James	36	26	10	1	17.0	3	11	0	1
Kemoeatu, Maake	32	20	12	2	6.0	0	0	0	0
Mitchell, Anthony	31	25	6	0	0	3	2	0	0
Parker, Riddick	29	17	12	1	5.0	0	0	0	2
McCrary, Michael	16	10	6	2	6.0	0	1	0	0
Douglas, Marques	15	9	6	1	9.0	0	0	0	0
Nugent, David	15	8	7	0	0	0	0	0	0
Tate, Robert	14	13	1	0	0	0	2	0	0
Taylor, Shannon	14	8	6	0	0	0	0	0	1
Scott, Bart	5	2	3	0	0	1	0	0	0

SPECIAL TEAMS

FROM COACHES VIDEO

PLAYER	TT	SOLO	AS	FF	FR	BK
Scott, Bart	17	13	4	0	0	0
Williams, Chad	17	12	5	1	0	1
Thomas, Adalius	15	11	4	0	0	0
Taylor, Shannon	14	12	2	0	0	0
Mitchell, Anthony	12	10	2	0	0	0
Trapp, James	12	9	3	0	0	0
Jones, John	10	3	7	0	0	0
Porter, Alvin	9	6	3	0	1	0
Reed, Ed	8	5	3	0	0	2
Brown, Cornell	7	4	3	0	0	0
Demps, Will	6	3	3	0	0	0
Johnson, Ron	3	3	0	0	1	0
Maese, Joe	3	2	1	0	1	0
Ricard, Alan	3	2	1	0	0	0
Stover, Matt	3	3	0	0	0	0
Tate, Robert	3	1	2	0	0	0
Harris, Bernardo	2	2	0	0	0	0
Jenkins, J.R.	2	2	0	0	0	0
Perryman, Ray	2	1	1	0	0	0
Hartwell, Ed	1	0	1	0	0	0
Jones, Terry	1	0	1	0	0	0
Zastudil, Dave	1	1	0	0	0	0
Gash, Sam	0	0	0	0	1	0

TOP THREE

SOLO	SACKS	FF	FR	PD
125 Ed Hartwell	7.0 Peter Boulware	3 Adalius Thomas	1 Peter Boulware	24 Chris McAlister
75 Gary Baxter	3.5 Anthony Weaver	2 Riddick Parker	1 Ray Lewis	20 Gary Baxter
69 Ed Reed	3.0 2 players tied		1 Adalius Thomas	13 Ed Reed

USUAL STARTERS

OFFENSE		DEFENSE	
WR 89	Travis Taylor	DE 98	Anthony Weaver
LT 75	Jonathan Ogden	DT 97	Kelly Gregg
LG 64	Edwin Mulitalo	DE 96	Adalius Thomas
C 62	Mike Flynn	99	Michael McCrary*
RG 66	Bennie Anderson	LOLB 90	Cornell Brown
RT 77	Ethan Brooks	LILB 56	Ed Hartwell
TE 86	Todd Heap	RILB 52	Ray Lewis*
WR 80	Brandon Stokley*	51	Bernardo Harris
81	Randy Hymes	ROLB 58	Peter Boulware
QB 7	Chris Redman	LCB 21	Chris McAlister
11	Jeff Blake	RCB 28	Gary Baxter
RB 31	Jamal Lewis	SS 20	Ed Reed
FB 39	Alan Ricard	FS 47	Will Demps
*1R		42	Anthony Mitchell

COACHES

Brian Billick, Head Coach; **Matt Cavanaugh**, Offensive Coordinator; **Mike Nolan**, Defensive Coordinator; **Gary Zauner**, Special Teams Coordinator; **Mark Asanovich**, Assistant Strength and Conditioning; **Jim Colletto**, Offensive Line; **Jeff Friday**, Strength and Conditioning; **Wade Harman**, Tight Ends/Assistant Offensive Line; **Donnie Henderson**, Secondary; **Paul Ricci**, Assistant Strength and Conditioning; **Rex Ryan**, Defensive Line; **David Shaw**, Quarterbacks/Wide Receivers; **Matt Simon**, Running Backs; **Mike Smith**, Linebackers; **Bennie Thompson**, Special Teams Assistant; **Phil Zacharias**, Defensive Assistant/Defensive Line

RAVENS HONOR ROLL

Pro Bowl: LB Peter Boulware (2nd team); TE Todd Heap (2nd team); OT Jonathan Ogden (starter)
All-Pro: OT Jonathan Ogden (AP-1st team, PFW, FD-2nd team, TSN)
Comeback Player of the Year: RB Jamal Lewis (FD)
All-Rookie Team: S Ed Reed (PFW), P Dave Zastudil (PFW)
Ravens Nest Lineman of Year: DE Adalius Thomas
Ravens Roost Extra Effort Award: LB Edgerton Hartwell
Ravens Roost Unsung Hero: NT Kelly Gregg
Ed Block Courage Award: OT Ethan Brooks

SEASON TRENDS

Record	7-9	When Scoring First	5-2
vs. AFC North	3-3	When Not Scoring First	2-7
vs. AFC	7-5	Positive or Even Turnover Ratio	7-1
vs. NFC	0-4	Negative Turnover Ratio	0-8
Home	4-4	Winning Penalty Ratio	5-3
Away	3-5	Losing Penalty Ratio	1-5
On Grass	7-7	Overtime	0-0
Artificial Turf	0-2	Preseason	2-2
Outdoors	7-7	With a 100-Yard Rusher	4-1
Indoors	0-2	With a 100-Yard Receiver	1-1
Leading at Halftime	5-1	Without a 100-yard Rusher	3-8
Trailing at Halftime	1-8	Without a 100-yard Receiver	6-8
Tied at Halftime	1-0	When Allowing a 100-Yard Rusher	2-3
Tied After 3 Quarters	0-1	When Not Allowing a 100-Yard Rusher	5-6
Leading After 3 Quarters	6-2	When Allowing a 100-Yard Receiver	2-1
Trailing After 3 Quarters	1-6	When Not Allowing a 100-Yard Receiver	5-8
Winning Coin Toss	3-1	With a 300-Yard Passer	0-2
Losing Coin Toss	4-8	Without a 300-Yard Passer	7-7
Decided by 7 Points or less	4-5	When Allowing a 300-Yard Passer	2-1
Decided by 3 Points or less	1-5	When Not Allowing a 300-Yard Passer	5-8

2003 STATISTICS

RESULTS AND ATTENDANCE

WON 10, LOST 6 (AFC NORTH CHAMPIONS)

9/07	L	15-34	at Pittsburgh	63,157
9/14	W	33-13	Cleveland	69,473
9/21	W	24-10	at San Diego	52,028
9/28	L	10-17	Kansas City	69,459
10/05			Bye Week	
10/12	W	26-18	at Arizona	24,193
10/19	L	26-34	at Cincinnati	53,553
10/26	W	26-6	Denver	69,721
11/02	W	24-17	Jacksonville	69,486
11/09	L	22-33	at St. Louis	66,085
11/16	L	6-9 (OT)	at Miami	73,333
11/23	W	44-41 (OT)	Seattle	69,477
11/30	W	44-6	San Francisco	69,549
12/07	W	31-13	Cincinnati	69,468
12/14	L	12-20	at Oakland	45,398
12/21	W	35-0	at Cleveland	72,548
12/28	W	13-10 (OT)	Pittsburgh	70,001

TEAM STATISTICS

	RAVENS	OPPONENT
TOTAL FIRST DOWNS	259	248
Rushing	115	78
Passing	121	144
Penalty	23	26
3rd Down: Made/Att	72/226	69/235
Down Pct.	31.9	29.4
4th Down: Made/Att	7/11	5/17
Down Pct.	63.6	29.4
POSSESSION AVG.	30:14	29:46
TOTAL NET YARDS	4929	4341
Per Game	308.1	271.3
Total Plays	1009	1026
Avg. Per Play	4.9	4.2
NET YARDS RUSHING	2674	1536
Avg. Per Game	167.1	96.0
Total Rushes	552	448
NET YARDS PASSING	2255	2805
Avg. Per Game	140.9	175.3
Sacked/Yards Lost	42/262	47/353
Gross Yards	2517	3158
Att./Completions	415/217	531/296
Completion Pct.	52.3	55.7
Had Intercepted	19	24
PUNTS/AVERAGE	91/40.8	105/40.1
NET PUNTING AVG.	91/34.9	105/34.7
PENALTIES/YARDS	126/970	106/935
FUMBLES/BALL LOST	37/19	29/17
TOUCHDOWNS	41	28
Rushing	18	6
Passing	16	19
Returns	7	3

SCORE BY PERIODS	1	2	3	4	OT	PTS
RAVENS	61	90	84	150	6	391
Opponents	63	73	77	65	3	281

SCORING	TD	RU	PA	RT	K/PAT	FG	S	PTS
Stover	0	0	0	0	35/35	33/38	0	134
J. Lewis	14	14	0	0			0	84
Robinson	6	0	6	0			0	36
Heap	3	0	3	0			0	26
T. Jones	3	0	3	0			0	18
Reed	3	0	0	3			0	18
T. Taylor	3	0	3	0			0	18
M. Smith	2	2	0	0			0	12
C. Taylor	2	2	0	0			0	12
R. Lewis	1	0	0	1			0	6
McAlister	1	0	0	1			0	6
Ogden	1	0	1	0			0	6
Ricard	1	0	0	1			0	6
Williams	1	0	0	1			0	6
Richey	0	0	0	0	0/0	1/2	0	3
RAVENS	41	18	16	7	35/35	34/40	0	391
Opponents	28	6	19	3	27/27	28/31	0	281

2-PT. CONVERSIONS: Heap 4, **RAVENS 4-6; Opponents 1-1**

SACKS: Suggs 12.0, Boulware 8.5, Weaver 5.0, Douglas 4.5, A. Thomas 4.0, Gregg 3.0, Hartwell 3.0, R. Lewis 1.5, Baxter 1.0, C. Brown 1.0, Kemoeatu 1.0, Reed 1.0, Slaughter LG 1.0, Williams 1.0, Knight 0.5
RAVENS 47.0, Opponents 42.0

RUSHING

	NO	YDS	AVG	LG	TD
J. Lewis	387	2066	5.3	82t	14
C. Taylor	63	276	4.4	32	2
Ricard	19	79	4.2	30	0
Wright	28	73	2.6	17	0
Boller	30	62	2.1	15	0
T. Taylor	11	62	5.6	16	0
M. Smith	9	31	3.4	11t	2
Heap	3	21	7.0	9	0
Redman	2	4	2.0	4	0
RAVENS	552	2674	4.8	82t	18
Opponents	448	1536	3.4	36	6

RECEIVING

	NO	YDS	AVG	LG	TD
Heap	57	693	12.2	33t	3
T. Taylor	39	632	16.2	73t	3
Robinson	31	451	14.5	50t	6
J. Lewis	26	205	7.9	26	0
C. Taylor	20	132	6.6	23	0
T. Jones	19	159	8.4	25	3
Sanders	14	170	12.1	44	0
Ricard	9	62	6.9	15	0
R. Johnson	1	12	12.0	12	0
Ogden	1	1	1.0	1t	1
Boller	0	0	---	0	0
Ward	0	0	---	0	0
RAVENS	217	2517	11.6	73t	16
Opponents	296	3158	10.7	82t	19

INTERCEPTIONS

	NO	YDS	AVG	LG	TD
Reed	7	132	18.9	54t	1
R. Lewis	6	99	16.5	37	1
McAlister	3	93	31.0	83t	1
Baxter	3	41	13.7	34	0
Demps	2	57	28.5	54	0
Williams	1	52	52.0	52t	1
Hartwell	1	26	26.0	26	0
Suggs	1	11	11.0	11	0
RAVENS	24	511	21.3	83t	4
Opponents	19	269	14.2	45	0

PUNTING

	NO	YDS	AVG	TB	IN	LG	BLK
Zastudil	89	3649	41.0	8	21	67	0
Boller	1	29	29.0	0	0	29	0
Stover	1	34	34.0	1	0	34	0
RAVENS	91	3712	40.8	9	21	67	0
Opponents	105	4211	40.1	8	28	68	2

PUNT RETURNS

	RET	FC	YDS	AVG	LG	TD
Brightful	45	20	351	7.8	44	0
Reed	5	3	33	6.6	19	0
Ward	3	0	26	8.7	16	0
RAVENS	53	23	410	7.7	44	0
Opponents	42	18	354	8.4	44	0

KICKOFF RETURNS

	NO	YDS	AVG	LG	TD
Brightful	29	716	24.7	75	0
C. Taylor	23	448	19.5	29	0
M. Smith	2	17	8.5	15	0
A. Thomas	1	21	21.0	21	0
Walls	1	0	0.0	0	0
Ward	1	20	20.0	20	0
RAVENS	57	1222	21.4	75	0
Opponents	70	1495	21.4	97t	1

FIELD GOALS

	1-19	20-29	30-39	40-49	50+
Stover	0/0	16/16	6/6	11/14	0/2
Richey	0/0	0/0	0/0	0/0	1/2
RAVENS	0/0	16/16	6/6	11/14	1/4
Opponents	0/0	9/9	5/6	13/14	1/2

Stover: (0)(45N,20G,40G,21G)(49G)(29G)(31G,22G,29G,37G)(25G)(45N,25G,39G,22G,29G)(23G,32G,23G)(41G,25G,41G)(39G,45G)(21G,40G,42G)(28G,47G,41G)(22G)(32G,28G,50N)(46N)(46G,52N,47G)
Richey: (0)(56G)00000000000000(51N)

Opponents: (29G,31G)(44G,35G)(24G,50N)(46G)(46G)(44G,37G)(28G,22G)(24G)(49G,46G,48G,27G)(23G,52G,48N,43G)(45G,46G)(48G,40G)(25G,38G)(37G,23G)(37N)(42G)

PASSING	ATT	COMP	YARDS	COMP%	YDS/ATT	TD	TD%	INT	INT%	LG	SACK/LOST	RATING
Boller	224	116	1260	51.8	5.63	7	3.1	9	4.0	73t	17/92	62.4
Wright	178	94	1199	52.8	6.74	9	5.1	8	4.5	64	19/125	72.0
Redman	13	7	58	53.8	4.46	0	0.0	2	15.4	16	6/45	26.3
RAVENS	415	217	2517	52.3	6.07	16	3.9	19	4.6	73t	42/262	64.7
Opponents	531	296	3158	55.7	5.95	19	3.6	24	4.5	82t	47/353	66.4



2003 STATISTICS

DEFENSIVE

FROM COACHES VIDEO

PLAYER	TT	SOLO	AS	SACKS	YDS	INT	PD	FF	FR
Lewis, Ray	225	160	65	1.5	11	6	13	2	2
Hartwell, Ed	140	89	51	3	20.5	1	5	2	0
Baxter, Gary	106	88	18	1	5	3	16	0	0
Gregg, Kelly	104	78	26	3	15	0	0	0	1
Reed, Ed	92	77	15	1	12	7	19	1	0
Douglas, Marques	89	62	27	4.5	32.5	0	3	1	0
Boulware, Peter	79	56	23	8.5	71	0	2	2	1
Weaver, Anthony	63	43	20	5	38	0	7	2	2
Demps, Will	59	41	18	0	0	2	11	1	0
McAlister, Chris	52	43	9	0	0	3	16	0	0
Fuller, Corey	41	37	4	0	0	0	8	0	0
Thomas, Adalius	34	26	8	4	21	0	8	1	0
Williams, Chad	34	27	7	1	7	1	8	1	0
Brown, Cornell	33	19	14	1	5	0	3	0	0
Suggs, Terrell	33	26	7	12	97	1	3	6	4
Kemoeatu, Maake	24	14	10	1	7	0	1	0	0
Knight, Tom	18	17	1	0.5	5	0	1	0	1
Johnson, Jarret	18	9	9	0	0	0	1	0	0
Parker, Riddick	12	8	4	0	0	0	0	0	0
Scott, Bart	9	7	2	0	0	0	0	0	1
Walls, Ray	5	5	0	0	0	0	2	0	0
Brightful, Lamont	2	2	0	0	0	0	0	0	0
Franklin, Aubrayo	1	1	0	0	0	0	0	0	0

SPECIAL TEAMS

FROM COACHES VIDEO

PLAYER	TT	SOLO	AS	FF	FR	BK
Thomas, Adalius	23	17	6	1	0	1
Scott, Bart	19	12	7	0	0	0
Sapp, Gerome	16	9	7	0	1	0
Walls, Ray	12	9	3	0	0	0
Jones, John	11	8	3	0	0	0
Smith, Musa	10	8	2	0	0	0
Demps, Will	9	8	1	0	0	0
Morrow, Harold	9	5	4	0	0	0
Taylor, Chester	8	8	0	0	1	0
Brown, Cornell	8	5	3	0	0	0
Williams, Chad	6	4	2	0	2	0
Brightful, Lamont	5	3	2	0	1	0
Maese, Joe	5	3	2	0	1	0
Mughelli, Ovie	5	5	0	0	0	0
Jones, Terry	3	3	0	1	0	0
Johnson, Ron	2	1	1	0	0	0
Slaughter, TJ	2	1	0	0	0	0
Fuller, Corey	1	1	0	0	0	0
Ricard, Alan	1	1	0	0	0	0
Zastudil, Dave	1	0	0	0	0	0
Ogden, Jonathan	0	0	0	0	1	0
Reed, Ed	0	0	0	0	0	2

TOP THREE

SOLO	SACKS	FF	FR	PD
160 Ray Lewis	12.0 Terrell Suggs	6 Adalius Thomas	4 Terrell Suggs	19 Ed Reed
89 Ed Hartwell	8.5 Peter Boulware	3 Peter Boulware	2 Ray Lewis	16 Gary Baxter
88 Gary Baxter	5.0 Anthony Weaver	2 3 players tied	2 Anthony Weaver	16 Chris McAlister

USUAL STARTERS

OFFENSE		DEFENSE	
WR 89	Travis Taylor	DE 98	Anthony Weaver
TE 82	Terry Jones	NT 97	Kelly Gregg
LT 75	Jonathan Ogden	DE 94	Marques Douglas
LG 64	Edwin Mulitalo	LOLB 96	Adalius Thomas*
C 62	Mike Flynn	LILB 56	Ed Hartwell
RG 66	Bennie Anderson	RILB 52	Ray Lewis
RT 77	Orlando Brown	ROLB 58	Peter Boulware
TE 86	Todd Heap	LCB 21	Chris McAlister
QB 8	Kyle Boller	RCB 26	Corey Fuller
	2 Anthony Wright	SS 28	Gary Baxter
RB 31	Jamal Lewis	FS 20	Ed Reed
FB 39	Alan Ricard	FS 28	Gary Baxter
*IR		47	Will Demps

COACHES

Brian Billick, Head Coach; **Matt Cavanaugh**, Offensive Coordinator; **Mike Nolan**, Defensive Coordinator; **Gary Zauner**, Special Teams Coordinator; **Jim Colletto**, Offensive Line; **Jeff Friday**, Strength and Conditioning; **Wade Harman**, Tight Ends/Offensive Line; **Donnie Henderson**, Secondary; **Mike Pettine**, Coaching Assistant/Quality Control; **Paul Ricci**, Assistant Strength and Conditioning; **Rex Ryan**, Defensive Line; **David Shaw**, Quarterbacks/Wide Receivers; **Matt Simon**, Running Backs; **Mike Singletary**, Linebackers; **Bennie Thompson**, Special Teams Assistant; **Dennis Thurman**, Assistant Defensive Backs; **Phil Zacharias**, Defensive Assistant/Outside Linebackers

RAVENS HONOR ROLL

AP Offensive Player of the Year: RB Jamal Lewis

AP Defensive Player of the Year: LB Ray Lewis

AP Defensive Rookie of the Year: LB Terrell Suggs

Pro Bowl: LB Peter Boulware (2nd team), TE Todd Heap (2nd team), RB Jamal Lewis (starter), LB Ray Lewis (starter), CB Chris McAlister (starter), T Jonathan Ogden (starter), S Ed Reed (starter), LB Adalius Thomas (ST)

All-Pro: LB Peter Boulware (FD-2nd team), TE Todd Heap (AP-2nd team, FD-2nd team), RB Jamal Lewis (AP-1st team, FD-1st team, PFW, TSN), LB Ray Lewis (AP-1st team, FD-1st team, PFW, SI, TSN), CB Chris McAlister (AP-1st team, FD-1st team, PFW), T Jonathan Ogden (AP-1st team, PFW, FD-1st team, SI, TSN), S Ed Reed (AP-2nd team, FD-2nd team, SI, TSN)

Pro Football Weekly Most Valuable Player: RB Jamal Lewis

Pro Football Weekly Defensive Most Valuable Player: LB Ray Lewis

Pro Football Weekly Defensive Rookie of the Year: LB Terrell Suggs

Pro Football Weekly All-Rookie Team: LB Terrell Suggs

Pro Football Weekly All-AFC: RB Jamal Lewis, T Jonathan Ogden, LB Ray Lewis, S Ed Reed, LB Adalius Thomas (ST)

Football Digest Defensive Player of the Year: LB Ray Lewis

Football Digest Assistant Coach of the Year: Defensive Coordinator Mike Nolan

Ravens Nest Lineman of the Year: DE Anthony Weaver

Ravens Roost Extra Effort Award: NT Kelly Gregg

Ravens Roost Unsung Hero: LB Edgerton Hartwell

Ed Block Courage Award: DE Marques Douglas

SEASON TRENDS

Record	10-6	When Scoring First	5-1
vs. AFC North	4-2	When Not Scoring First	5-5
vs. AFC	7-5	Positive or Even Turnover Ratio	10-0
vs. NFC	3-1	Negative Turnover Ratio	0-6
Home	7-1	Winning Penalty Ratio	5-4
Away	3-5	Losing Penalty Ratio	5-2
On Grass	3-4	Overtime	1-1
Artificial Turf	7-2	Preseason	1-3
Outdoors	10-5	With a 100-Yard Rusher	8-4
Indoors	0-1	With a 100-Yard Receiver	2-1
Leading at Halftime	9-0	Without a 100-yard Rusher	2-2
Trailing at Halftime	1-5	Without a 100-yard Receiver	8-5
Tied at Halftime	0-1	When Allowing a 100-Yard Rusher	1-1
Tied After 3 Quarters	0-1	When Not Allowing a 100-Yard Rusher	9-5
Leading After 3 Quarters	8-1	When Allowing a 100-Yard Receiver	1-2
Trailing After 3 Quarters	2-5	When Not Allowing a 100-Yard Receiver	9-4
Winning Coin Toss	4-4	With a 300-Yard Passer	1-1
Losing Coin Toss	6-2	Without a 300-Yard Passer	9-5
Decided by 7 Points or less	3-2	When Allowing a 300-Yard Passer	1-1
Decided by 3 Points or less	2-1	When Not Allowing a 300-Yard Passer	9-5



2003 POSTSEASON STATISTICS

RESULTS AND ATTENDANCE

WON 0, LOST 1

01/03 L 17-20 Tennessee 69,452

TEAM STATISTICS

	RAVENS	OPPONENT
TOTAL FIRST DOWNS	12	16
Rushing	1	10
Passing	11	6
Penalty	0	0
3rd Down: Made/Att	3/12	6/15
3rd Down Pct.	25.0	40.0
4th Down: Made/Att	0/0	0/0
4th Down Pct.	0.0	0.0
POSSESSION AVG.	24:52	35:08
TOTAL NET YARDS	255	324
Avg. Per Game	255.0	324.0
Total Plays	55	63
Avg. Per Play	4.6	5.1
NET YARDS RUSHING	54	165
Avg. Per Game	54.0	165.0
Total Rushes	16	40
NET YARDS PASSING	201	159
Avg. Per Game	201.0	159.0
Sacked/Yards Lost	2/13	0/0
Gross Yards	214	159
Att./Completions	37/20	23/14
Completion Pct.	54.1	60.9
Had Intercepted	2	3
PUNTS/AVERAGE	8/48.8	6/44.7
NET PUNTING AVG.	8/40.0	6/44.3
PENALTIES/YARDS	8/70	6/55
FUMBLES/BALL LOST	1/0	0/0
TOUCHDOWNS	2	2
Rushing	0	1
Passing	1	1
Returns	1	0

SCORE BY PERIODS	1	2	3	4	OT	PTS
RAVENS	7	3	0	7	0	17
Opponents	7	0	7	6	0	20

SCORING	TD	RU	PA	RT	K/PAT	FG	S	PTS
Demps	1	0	0	1			0	6
Heap	1	0	1	0			0	6
Stover	0	0	0	0	2/2	1/1	0	5
RAVENS	2	0	1	1	2/2	1/1	0	17
Opponents	2	1	1	0	2/2	0	0	20

2-PT. CONVERSIONS: RAVENS 0-0; Opponents 0-0

SACKS: RAVENS 0.0, Opponents 2.0

PASSING	ATT	COMP	YARDS	COMP%	YDS/ATT	TD	TD%	INT	INT%	LG	SACK/LOST	RATING
Wright	37	20	214	54.1	5.78	1	2.7	2	5.4	35t	2/13	57.7
RAVENS	37	20	214	54.1	5.78	1	2.7	2	5.4	35t	2/13	57.7
Opponents	23	14	159	60.9	6.91	1	4.3	3	13.0	49t	0/0	56.5

RUSHING

	NO	YDS	AVG	LG	TD
J. Lewis	14	35	2.5	8	0
Wright	2	19	9.5	11	0
RAVENS	16	54	3.4	11	0
Opponents	40	165	4.1	16	1

RECEIVING

	NO	YDS	AVG	LG	TD
T. Taylor	7	82	11.7	30	0
Heap	6	80	13.3	35t	1
C. Taylor	2	19	9.5	16	0
T. Jones	2	16	8.0	9	0
J. Lewis	2	4	2.0	6	0
Robinson	1	13	13.0	13	0
RAVENS	20	214	10.7	35t	1
Opponents	14	159	11.4	49t	1

INTERCEPTIONS

	NO	YDS	AVG	LG	TD
Demps	1	56	56.0	56t	1
Reed	1	23	23.0	23	0
McAlister	1	0	0.0	0	0
RAVENS	3	79	26.3	56t	1
Opponents	2	1	0.5	1	0

PUNTING

	NO	YDS	AVG	TB	IN	LG	BLK
Zastudil	8	390	48.8	0	0	56	0
RAVENS	8	390	48.8	0	0	56	0
Opponents	6	268	44.7	0	4	63	0

PUNT RETURNS

	RET	FC	YDS	AVG	LG	TD
Brightful	2	2	2	1.0	2	0
RAVENS	2	2	2	1.0	2	0
Opponents	6	1	70	11.7	17	0

KICKOFF RETURNS

	NO	YDS	AVG	LG	TD
Brightful	2	34	17.0	26	0
C. Taylor	2	45	22.5	26	0
RAVENS	4	79	19.8	26	0
Opponents	4	61	15.3	24	0

FIELD GOALS

	1-19	20-29	30-39	40-49	50+
Stover	0/0	0/0	0/0	1/1	0/0
RAVENS	0/0	0/0	0/0	1/1	0/0
Opponents	0/0	0/0	0/0	2/2	0/0

Stover: (43G)

Opponents: (45G,46G)

DEFENSIVE

FROM COACHES VIDEO

PLAYER	TT	SOLO	AS	SACKS	YDS	INT	PD	FF	FR
Lewis, Ray	18	12	6	0	0	0	0	0	0
Douglas, Marques	10	7	3	0	0	0	0	0	0
Hartwell, Ed	10	7	3	0	0	0	0	0	0
Demps, Will	8	7	1	0	0	1	1	0	0
Gregg, Kelly	6	2	4	0	0	0	0	0	0
Weaver, Anthony	6	5	1	0	0	0	0	0	0
Baxter, Gary	5	5	0	0	0	0	0	0	0
McAlister, Chris	3	3	0	0	0	1	2	0	0
Parker, Riddick	3	3	0	0	0	0	0	0	0
Reed, Ed	3	3	0	0	0	1	2	0	0
Brown, Cornell	2	2	0	0	0	0	0	0	0
Kemoeatu, Maake	2	2	0	0	0	0	0	0	0
Suggs, Terrell	2	1	1	0	0	0	0	0	0
Johnson, Jarret	1	0	1	0	0	0	0	0	0
Knight, Tom	1	1	0	0	0	0	0	0	0
Williams, Chad	1	1	0	0	0	0	0	0	0

SPECIAL TEAMS

FROM COACHES VIDEO

PLAYER	TT	SOLO	AS	FF	FR	BK
Smith, Musa	4	2	2	0	0	0
Morrow, Harold	3	1	2	0	0	0
Brightful, Lamont	1	1	0	0	0	0
Brown, Cornell	1	1	0	0	0	0
Demps, Will	1	1	0	0	0	0
Jones, Terry	1	1	0	0	0	0
Knight, Tom	1	1	0	0	0	0
Maese, Joe	1	1	0	0	0	0
Mughelli, Ovie	1	1	0	0	0	0
Scott, Bart	1	1	0	0	0	0
Franklin, Aubrayo	1	1	0	0	0	0



2004 STATISTICS

RESULTS AND ATTENDANCE

WON 9, LOST 7

09/12	L	3-20	at Cleveland	73,068
09/19	W	30-13	Pittsburgh	69,859
09/26	W	23-9	at Cincinnati	65,575
10/04	L	24-27	Kansas City	69,827
10/10	W	17-10	at Washington	90,287
10/17			Bye Week	
10/24	W	20-6	Buffalo	69,809
10/31	L	10-15	at Philadelphia	67,715
11/07	W	27-13	Cleveland	69,781
11/14	W	20-17 (OT)	at New York Jets	77,826
11/21	W	30-10	Dallas	69,924
11/28	L	3-24	at New England	68,756
12/05	L	26-27	Cincinnati	69,695
12/12	W	37-14	New York Giants	69,856
12/19	L	10-20	at Indianapolis	57,240
12/26	L	7-20	at Pittsburgh	64,227
1/2/05	W	30-23	Miami	69,843

TEAM STATISTICS

TOTAL FIRST DOWNS

	RAVENS	OPPONENT
Rushing	103	88
Passing	135	158
Penalty	22	27
3rd Down: Made/Att	81/231	75/218
3rd Down Pct.	35.1	34.4
4th Down: Made/Att	4/15	2/8
4th Down Pct.	26.7	25.0

POSSESSION AVG.

TOTAL NET YARDS	4375	4803
Avg. Per Game	273.4	300.2
Total Plays	991	1009
Avg. Per Play	4.4	4.8

NET YARDS RUSHING

Avg. Per Game	128.9	105.1
Total Rushes	491	469

NET YARDS PASSING

Avg. Per Game	144.5	195.1
Sacked/Yards Lost	35/247	39/264
Gross Yards	2559	3386
Att./Completions	465/258	501/276
Completion Pct.	55.5	55.1
Had Intercepted	11	21

PUNTS/AVERAGE

NET PUNTING AVG.	97/34.6	94/40.1
PENALTIES/YARDS	94/894	101/798

FUMBLES/BALL LOST

TOUCHDOWNS	33	27
Rushing	11	9
Passing	13	14
Returns	9	4

SCORE BY PERIODS

	1	2	3	4	OT	PTS
RAVENS	63	89	75	87	3	317
OPPONENTS	46	59	57	106	0	268

SCORING

	TD	RU	PA	RT	K/PAT	FG	S	PTS
Stover	0	0	0	0	30/30	29/32	0	117
J. Lewis	7	7	0	0			0	42
Moore	4	0	4	0			0	26
Heap	3	0	3	0			0	18
Sams	3	1	0	2			0	18
Hymes	2	0	2	0			0	12
McAlister	2	0	0	2			0	12
Reed	2	0	0	2			0	12
C. Taylor	2	2	0	0			0	12
Boller	1	1	0	0			0	6
Dinkins	1	0	1	0			0	6
J. Johnson	1	0	0	1			0	6
K. Johnson	1	0	1	0			0	6
Jones	1	0	1	0			0	6
Sanders	1	0	0	1			0	6
Wilcox	1	0	1	0			0	6
Williams	1	0	0	1			0	6
RAVENS	33	11	13	9	30/30	29/32	0	317
Opponents	27	9	14	4	24/24	26/31	1	268

2-PT. CONVERSIONS: Moore, RAVENS 1-3, Opponents 1-3

SACKS: Suggs 10.5, Thomas 8.0, Douglas 5.5, Weaver 4.0, Demps 2.5, Baxter 2.0, Reed 2.0, Williams 2.0, Gregg 1.5, R. Lewis 1.0, RAVENS 39.0, Opponents 35.0

PASSING

	ATT	COMP	YARDS	COMP%	YDS/ATT	TD	TD%	INT	INT%	LG	SACK/LOST	RATING
Boller	464	258	2559	55.6	5.52	13	2.8	11	2.4	57t	35/247	70.9
Hymes	1	0	0	0.0	0.00	0	0.0	0	0.0	0	0/0	39.6
RAVENS	465	258	2559	55.5	5.50	13	2.8	11	2.4	57t	35/247	70.7
Opponents	501	276	3386	55.1	6.76	14	2.8	21	4.2	76t	39/264	68.0

RUSHING

	NO	YDS	AVG	LG	TD
J. Lewis	235	1006	4.3	75t	7
C. Taylor	160	714	4.5	47	2
Boller	53	189	3.6	19	1
White	27	82	3.0	16	0
White	14	62	4.4	16	0
M. Smith	12	48	4.0	13	0
Ricard	10	36	3.6	14	0
Sams	4	19	4.8	8	1
K. Johnson	1	0	0.0	0	0
Stewart	1	-1	-1.0	-1	0
Sanders	1	-10	-10.0	-10	0
RAVENS	491	2063	4.2	75t	11
Opponents	469	1681	3.6	35t	9

RECEIVING

	NO	YDS	AVG	LG	TD
K. Johnson	35	373	10.7	35	1
T. Taylor	34	421	12.4	47	0
C. Taylor	30	184	6.1	23	0
Heap	27	303	11.2	37	3
Hymes	26	323	12.4	57t	2
Wilcox	25	219	8.8	20	1
Moore	24	293	12.2	52	4
Jones	20	152	7.6	19	1
Ricard	11	39	3.5	8	0
J. Lewis	10	116	11.6	46	0
Dinkins	9	94	10.4	18	1
White	6	21	3.5	12	0
White	2	4	2.0	6	0
M. Smith	2	31	15.5	25	0
Darling	2	5	2.5	4	0
Sams	1	2	2.0	2	0
RAVENS	258	2559	9.9	57t	13
Opponents	276	3386	12.3	76t	14

INTERCEPTIONS

	NO	YDS	AVG	LG	TD
Reed	9	358	39.8	106t	1
Williams	3	156	52.0	94	1
Sanders	3	87	29.0	48t	1
McAlister	1	51	51.0	51t	1
Baxter	1	33	33.0	33	0
Thomas	1	8	8.0	8	0
J. Johnson	1	6	6.0	6t	1
Weaver	1	1	1.0	1	0
Demps	1	0	0.0	0	0
RAVENS	21	700	33.3	106t	5
Opponents	11	172	15.6	71	0

PUNTING

	NO	YDS	AVG	NET	TB	IN	LG	BLK
Zastudil	73	2948	40.4	34.6	12	26	61	0
Murphy	18	777	43.2	36.6	2	6	54	0
Stewart	5	177	35.4	31.2	0	2	42	0
Stover	1	33	33.0	13.0	1	0	33	0
RAVENS	97	3935	40.6	34.6	15	34	61	0
Opponents	94	3767	40.1	33.1	2	24	59	0

PUNT RETURNS

	RET	FC	YDS	AVG	LG	TD
Sams	55	12	575	10.5	78t	2
Sanders	5	0	41	8.2	23	0
RAVENS	60	12	616	10.3	78t	2
Opponents	36	21	281	7.8	18	0

KICKOFF RETURNS

	NO	YDS	AVG	LG	TD
Sams	59	1251	21.2	64	0
White	4	99	24.8	44	0
Dinkins	1	7	7.0	7	0
J. Johnson	1	6	6.0	6	0
RAVENS	61	1264	20.7	64	0
Opponents	65	1509	23.2	95t	2

FIELD GOALS

	1-19	20-29	30-39	40-49	50+
Stover	2/2	9/9	7/8	9/10	2/3
RAVENS	2/2	9/9	7/8	9/10	2/3
Opponents	1/1	13/13	3/4	8/10	1/3

Stover: (42G)(35G,27G,34G)(21G)(50G)(33G)(24G,50N,19G)(44G)(44G,39G,43G,36G)(24G,42G)(50G)(22G)(20G,22G,38G,45G)(46G,44G,27G)(42G,31B)(44N)(25G,19G,33G)

Opponents: (37G,25G)(48N)(29G,47G,26G)(42G,38G)(26G)(24G,21G)(20G,41G,43G)(50G,29G)(20G)(19G,41N)(28G,40G,48G)(53N,41G,24G)(0)(24G,33G,33N)(23G,40G)(53N)



2004 STATISTICS

DEFENSIVE

FROM COACHES VIDEO

PLAYER	TT	SOLO	AS	SACKS	YDS	INT	YDS	PD	FF	FR
Lewis, Ray	200	122	78	1	9	0	0	3	1	2
Hartwell, Ed	141	83	58	0	0	0	0	0	1	0
Douglas, Marques	92	47	45	5.5	37.5	0	0	2	1	0
Gregg, Kelly	89	54	35	1.5	5.5	0	0	2	1	1
Reed, Ed	89	80	9	2	28	9	358	17	3	2
Baxter, Gary	86	78	8	2	8	1	33	14	2	0
Demps, Will	86	72	14	2.5	23.5	1	0	8	2	2
Thomas, Adalius	80	48	32	8	28	1	8	5	4	0
Suggs, Terrell	72	48	24	10.5	83.5	0	0	1	1	2
Weaver, Anthony	61	35	26	4	23	1	1	5	0	1
Kemoatu, Maake	48	27	21	0	0	0	0	0	0	0
McAlister, Chris*	44	38	6	0	0	1	51	8	0	2
Williams, Chad	32	31	1	2	18	3	158	6	0	0
Johnson, Jarret	30	17	13	0	0	1	6	1	0	1
Fuller, Corey	14	13	1	0	0	0	0	0	0	0
Walls, Ray	12	10	2	0	0	0	0	2	0	0
Brown, Cornell	10	6	4	0	0	0	0	0	0	0
Sanders, Deion	9	8	1	0	0	3	87	7	0	0
Franklin, Aubrayo	7	3	4	0	0	0	0	1	0	0
Slaughter, T.J.	7	4	3	0	0	0	0	0	0	0
Scott, Bart	5	3	2	0	0	0	0	0	0	0
Edwards, Dwan	4	1	3	0	0	0	0	0	0	0
Green, Roderick	1	1	0	0	0	0	0	0	0	0
Totals	1219	829	390	39.0	264.0	21	700	82	16	13

* McAlister recovered an Ed Reed fumble vs. Cin. (12/5) after Reed intercepted a pass

SPECIAL TEAMS

FROM COACHES VIDEO

PLAYER	TT	SOLO	AS	FF	FR	BK
Morrow, Harold	21	15	6	0	0	0
Scott, Bart	17	10	7	0	1	0
Thomas, Adalius	16	15	1	0	0	0
Williams, Chad	14	10	4	0	0	0
Brown, Cornell	8	6	2	0	0	0
Slaughter, T.J.	8	7	1	1	0	0
Smith, Musa	8	8	0	0	0	0
Wilcox, Daniel	8	8	0	0	0	0
Fuller, Corey	7	5	2	0	0	0
Taylor, Chester	7	6	1	0	0	0
Walls, Ray	7	5	2	0	1	0
Green, Rod	5	4	1	0	0	0
Demps, Will	4	4	0	0	0	0
Dinkins, Darnell	3	2	1	0	0	0
White, Jamel	3	3	0	0	0	0
Maese, Joe	2	2	0	0	0	0
Mughelli, Ovie	2	2	0	0	0	0
Sams, B.J.	2	2	0	0	0	0
Hartwell, Ed	1	0	1	0	1	0
Richey, Wade	1	1	0	0	0	0
Totals	144	115	29	1	3	0

TOP THREE

SOLO	SACKS	FF	FR	PD
122 Ray Lewis	10.5 Terrell Suggs	4 Adalius Thomas	2 5 tied	17 Ed Reed
83 Ed Hartwell	8.0 Adalius Thomas	3 Ed Reed	1 3 tied	14 Gary Baxter
80 Ed Reed	5.5 Marques Douglas	2 2 tied		8 2 tied

USUAL STARTERS

OFFENSE		DEFENSE	
WR 89	Travis Taylor	DE 98	Anthony Weaver
LT 75	Jonathan Ogden	NT 97	Kelly Gregg
LG 64	Edwin Mulitalo	DE 94	Marques Douglas
C 62	Casey Rabach	LOLB 55	Terrell Suggs
RG 66	Bennie Anderson	LILB 56	Edgerton Hartwell
RT 78	Orlando Brown	RILB 52	Ray Lewis
TE 86	Todd Heap	ROLB 96	Adalius Thomas
	82 Terry Jones	LCB 21	Chris McAlister
WR 80	Randy Hymes	RCB 28	Gary Baxter
QB 7	Kyle Boller	SS 20	Ed Reed
RB 31	Jamal Lewis	FS 47	Will Demp
FB 39	Alan Ricard		

COACHES

Brian Billick, Head Coach; **Matt Cavanaugh**, Offensive Coordinator; **Mike Nolan**, Defensive Coordinator; **Gary Zauner**, Special Teams Coordinator; **Jim Fassel**, Senior Consultant/Offense; **Jim Colletto**, Offensive Line; **Jedd Fisch**, Offensive Assistant; **Jeff Fitzgerald**, Outside Linebackers; **Jeff Friday**, Strength and Conditioning; **Wade Harman**, Tight Ends/Asst. Offensive Line; **Johnnie Lynn**, Secondary; **Mike Pettine**, Defensive Assistant; **Paul Ricci**, Asst. Strength and Conditioning; **Rex Ryan**, Defensive Line; **David Shaw**, Wide Receivers; **Mike Singletary**, Inside Linebackers; **Matt Simon**, Running Backs; **Bennie Thompson**, Special Teams Assistant; **Dennis Thurman**, Secondary; **Phil Zacharias**, Defensive Assistant

RAVENS HONOR ROLL

Pro Bowl: LB Ray Lewis (starter), CB Chris McAlister (starter), T Jonathan Ogden (starter), S Ed Reed (starter), LB Terrell Suggs

AP Defensive Player of the Year: S Ed Reed

All-Pro: LB Ray Lewis (AP-1st team, FD-1st team, PFW, SI, TSN), CB Chris McAlister (AP-2nd team, FD-1st team, PFW),

T Jonathan Ogden (AP-2nd team, PFW, FD-1st team, SI, TSN), S Ed Reed (AP-1st team, FD-2nd team, SI, TSN)

Pro Football Weekly Defensive Most Valuable Player: S Ed Reed

Pro Football Weekly All-AFC: RB Jamal Lewis, T Jonathan Ogden, LB Ray Lewis, S Ed Reed, LB Adalius Thomas (ST)

Football Digest Defensive Player of the Year: S Ed Reed

Football Digest Assistant Coach of the Year: Defensive Coordinator Mike Nolan

NFL Players of the Month/Week: RS B.J. Sams (Oct.) – Special Teams, S Ed Reed (Nov.) – Defense, CB Deion Sanders (Week 7) – Defense, S Ed Reed (Week 9) – Defense, QB Kordell Stewart (Week 10) – Special Teams, QB Kyle Boller (Week 14) – Offense

Ravens Nest Lineman of the Year: DT Ma'ake Kemoatu

Ravens Roost Extra Effort Award: QB Kyle Boller

Ravens Roost Unsung Hero: C/G Casey Rabach

Ed Block Courage Award: T Orlando Brown

SEASON TRENDS

Record	9-7	When Scoring First	3-2
vs. AFC North	3-3	When Not Scoring First	6-5
vs. AFC	6-6	Positive or Even Turnover Ratio	8-3
vs. NFC	3-1	Negative Turnover Ratio	1-4
Home	6-2	Winning or even Penalty Ratio	5-6
Away	3-5	Losing Penalty Ratio	4-1
On Grass	1-4	With a 100-Yard Rusher	4-2
On Artificial Turf	8-3	With a 100-Yard Receiver	0-0
Outdoors	9-6	Without a 100-Yard Rusher	5-5
Indoors	0-1	Without a 100-Yard Receiver	9-7
Leading at Halftime	6-1	When Allowing a 100-Yard Rusher	1-3
Trailing at Halftime	3-3	When Not Allowing a 100-Yard Rusher	8-4
Tied at Halftime	0-3	When Allowing a 100-Yard Receiver	4-2
Leading After 3 Quarters	7-1	When Not Allowing a 100-Yard Receiver	6-5
Tied After 3 Quarters	0-0	With a 300-Yard Passer	0-0
Trailing After 3 Quarters	2-6	Without a 300-Yard Passer	9-7
Winning Coin Toss	4-4	Allowing a 300-Yard (net) Passer	0-1
Losing Coin Toss	5-3	Not Allowing a 300-Yard (net) Passer	9-6
Decided by 7 Points or Less	3-3	Overtime	1-0
Decided By 3 Points or Less	1-2	Preseason	3-1



2005 STATISTICS

RESULTS AND ATTENDANCE

WON 6, LOST 10

09/11	L	7-24	Indianapolis	70,501
09/18	L	10-25	at Tennessee	69,149
09/25			Bye Week	
10/02	W	13-3	NY Jets	70,479
10/09	L	17-35	at Detroit	61,201
10/16	W	16-3	Cleveland	70,196
10/23	L	6-10	at Chicago	62,102
10/31	L	19-20	at Pittsburgh	64,178
11/06	L	9-21	Cincinnati	70,540
11/13	L	3-30	at Jacksonville	66,107
11/20	W	16-13 (OT)	Pittsburgh	70,601
11/27	L	29-42	at Cincinnati	65,680
12/04	W	16-15	Houston	69,909
12/11	L	10-12	at Denver	75,651
12/19	W	48-3	Green Bay	70,604
12/25	W	30-23	Minnesota	70,246
01/06	L	16-20	at Cleveland	69,871

TEAM STATISTICS

	RAVENS	OPPONENT
TOTAL FIRST DOWNS	286	277
Rushing	97	79
Passing	163	161
Penalty	26	37
3rd Down: Made/Att	95/243	79/219
3rd Down Pct.	39.1	36.1
4th Down: Made/Att	11/19	4/12
4th Down Pct.	57.9	33.3
POSSESSION AVG.	30:22	29:38
TOTAL NET YARDS	4693	4555
Avg. Per Game	293.3	284.7
Total Plays	1056	998
Avg. Per Play	4.4	4.6
NET YARDS RUSHING	1605	1591
Avg. Per Game	100.3	99.4
Total Rushes	452	431
NET YARDS PASSING	3088	2964
Avg. Per Game	193.0	185.3
Sacked/Yards Lost	42/293	41/264
Gross Yards	3381	3228
Att./Completions	562/335	526/296
Completion Pct.	59.6	56.3
Had Intercepted	21	11
PUNTS/AVERAGE	86/42.8	89/40.5
NET PUNTING AVG.	86/35.6	89/33.0
PENALTIES/YARDS	139/1067	110/844
FUMBLES/BALL LOST	28/15	27/14
TOUCHDOWNS	25	30
Rushing	5	8
Passing	17	18
Returns	3	4

SCORE BY PERIODS

	1	2	3	4	OT	PTS
RAVENS	50	77	44	91	3	265
OPPONENTS	54	75	90	80	0	299

SCORING

	TD	RU	PA	RT	K/PAT	FG	S	PTS
Stover	0	0	0	0	23/23	30/34	0	113
Heap	7	0	7	0			0	42
J. Lewis	4	3	1	0			0	24
Clayton	3	1	2	0			0	18
Mason	3	0	3	0			0	18
Thomas	3	0	0	3			0	18
Hymes	2	0	2	0			0	12
Boller	1	1	0	0			0	6
Taylor	1	0	1	0			0	6
Wilcox	1	0	1	0			0	6
J. Green	0	0	0	0			0	2
Elling	0	0	0	0	0/0	0/1	0	0
RAVENS	25	5	17	3	23/23	30/35	0	265
Opponents	30	8	18	4	28/29	29/31	1	299

2-PT. CONVERSIONS: J. Green, RAVENS 1-2; Opponents 1-1

SACKS: Thomas 9.0, Suggs 8.0, Polley 4.0, Scott 4.0, Boulware 2.5, Gregg 2.5, R. Green 2.0, Weaver 2.0, (group) 2.0, J. Johnson 1.5, Williams 1.5, Franklin 1.0, Kemoatu 1.0, R. Lewis 1.0 **RAVENS 42.0; Opponents 42.0**

PASSING	ATT	COMP	YARDS	COMP%	YDS/ATT	TD	TD%	INT	INT%	LG	SACK/LOST	RATING
Boller	293	171	1799	58.4	6.14	11	3.8	12	4.1	47t	23/146	71.8
Wright	266	164	1582	61.7	5.95	6	2.3	9	3.4	48	19/147	71.7
Hymes	2	0	0	0.0	0.00	0	0.0	0	0.0	0	0/0	39.6
Clayton	1	0	0	0.0	0.00	0	0.0	0	0.0	0	0/0	39.6
RAVENS	562	335	3381	59.6	6.02	17	3.0	21	3.7	48	42/293	71.3
Opponents	526	296	3228	56.3	6.14	18	3.4	11	2.3	56	41/264	76.4

RUSHING

	NO	YDS	AVG	LG	TD
J. Lewis	269	906	3.4	25	3
Taylor	117	487	4.2	52	0
Wright	18	68	3.8	22	0
Boller	23	66	2.9	9	1
Clayton	8	33	4.1	11t	1
Stewart	4	24	6.0	13	0
White	6	17	2.8	5	0
J. Green	5	4	0.8	4	0
Sanders	1	0	0.0	0	0
Zastudil	1	0	0.0	0	0
RAVENS	452	1605	3.6	52	5
Opponents	431	1591	3.7	77t	8

RECEIVING

	NO	YDS	AVG	LG	TD
Mason	86	1073	12.5	39t	3
Heap	75	855	11.4	48	7
Clayton	44	471	10.7	47t	2
Taylor	41	292	7.1	20	1
J. Lewis	32	191	6.0	15t	1
Wilcox	20	154	7.7	17t	1
Hymes	11	132	12.0	21	2
J. Green	7	32	4.6	8	0
Dinkins	6	55	9.2	15	0
Moore	3	59	19.7	24	0
Mughelli	3	13	4.3	6	0
Mu. Smith	3	5	1.7	4	0
P. Johnson	2	31	15.5	19	0
Ricard	2	18	9.0	11	0
RAVENS	335	3381	10.1	48	17
Opponents	296	3228	10.9	56	18

INTERCEPTIONS

	NO	YDS	AVG	LG	TD
Sanders	2	57	28.5	33	0
Thomas	2	48	24.0	28	1
Suggs	2	38	19.0	38	0
Reed	1	23	23.0	23	0
Williams	1	14	14.0	14	0
Rolle	1	11	11.0	11	0
Polley	1	2	2.0	2	0
R. Lewis	1	0	0.0	0	0
McAlister	1	0	0.0	0	0
RAVENS	12	193	16.1	48	1
Opponents	21	256	12.2	37	3

PUNTING

	NO	YDS	AVG	NET	TB	IN	LG	BLK
Zastudil	84	3653	43.5	35.7	7	11	60	1
Elling	1	32	32.0	32.0	0	1	32	0
RAVENS	86	3685	42.8	35.6	7	12	60	1
Opponents	89	3605	40.5	33.0	12	30	61	0

PUNT RETURNS

	RET	FC	YDS	AVG	LG	TD
Sams	33	10	401	12.2	51	0
Clayton	6	2	30	5.0	10	0
Sanders	0	1	0	---	---	0
RAVENS	39	13	431	11.1	51	0
Opponents	55	12	481	8.7	62t	1

KICKOFF RETURNS

	NO	YDS	AVG	LG	TD
Sams	44	998	22.7	87	0
Taylor	12	253	21.1	45	0
White	2	18	9.0	9	0
Dinkins	1	10	10.0	10	0
J. Green	1	10	10.0	10	0
RAVENS	60	1289	21.5	87	0
Opponents	62	1352	21.8	59	0

FIELD GOALS

	1-19	20-29	30-39	40-49	50+
Stover	1/1	8/8	10/11	11/14	0/0
Elling	0/0	0/0	0/0	0/0	0/1
RAVENS	1/1	8/8	10/11	11/14	0/1
Opponents	0/0	12/12	9/9	8/10	0/0

Stover: (38N,47N,45N)(30)(42,25)(46)(39,27,38)(40,29)(22,43N,40,49,47)(34,32,31)(41)(47,25,44)(38)(29)(23,40)(37,38,19)(21,43,31)

Elling: 0(0)0(0)0(0)0(0)0(54N)0(0)0(0)

Opponents: (20)(39,29,47)(21)(24)(23,47N)(42,37)(48N)(48,33,26)(44,37)(26,31)(39,26,22,29,39)(47,48)(27)(36,40,46)(21,39)

2005 STATISTICS

DEFENSIVE

FROM COACHES VIDEO

PLAYER	TT	SOLO	AS	SACKS	YDS	INT	YDS	PD	FF	FR
Polley, Tommy	134	95	39	4	29	0	0	2	2	1
Scott, Bart	119	77	42	4	24.5	0	0	5	1	1
Thomas, Adalius	104	70	34	9	75	2	48	9	3	4
Gregg, Kelly	102	61	41	2.5	15	0	0	4	0	0
Suggs, Terrell	86	65	21	8	64.5	2	38	3	6	1
Lewis, Ray	77	47	30	1	1	1	0	3	0	1
Demps, Will	70	56	14	0	0	0	0	3	0	2
Kemoeatu, Maake	70	44	26	1	2	0	0	0	0	1
Johnson, Jarret	61	37	24	1.5	4	0	0	2	0	1
McAlister, Chris	53	47	6	0	0	1	0	20	1	0
Williams, Chad	47	34	13	1.5	12	1	14	3	2	0
Weaver, Anthony	46	35	11	2	11	0	0	2	0	1
Rolle, Samari	45	40	5	0	0	1	11	14	1	0
Reed, Ed	40	36	4	0	0	1	23	12	0	0
Sanders, Deion	40	30	10	0	0	2	57	7	0	0
Edwards, Dwan	38	23	15	0	0	0	0	0	0	0
Franklin, Aubrayo	34	18	16	1	1	0	0	1	0	0
Carter, Dale	18	17	1	0	0	0	0	1	0	0
Boulware, Peter	15	6	9	2.5	18	0	0	1	0	0
Green, Roderick	4	4	0	2	4	0	0	0	0	0
Ward, B.J.	4	4	0	0	0	0	0	0	0	1
Totals	1207	846	361	42	261	11	191	92	16	14

SPECIAL TEAMS

FROM COACHES VIDEO

PLAYER	TT	SOLO	AS	FF	FR	BK
Wilcox, Daniel	18	12	6	0	1	0
Green, Roderick	17	12	5	0	1	0
Ward, B.J.	17	11	6	1	0	0
Mughelli, Ovie	16	15	1	0	0	0
Scott, Bart	15	12	3	2	0	0
Taylor, Chester	13	10	3	0	0	0
Williams, Chad	12	10	2	0	0	0
Carter, Dale	10	10	0	1	0	0
Dinkins, Darnell	10	9	1	0	0	0
Katula, Matt	10	7	3	0	0	0
Demps, Will	7	3	4	0	0	0
Green, Justin	4	3	1	0	0	0
Thomas, Adalius	4	4	0	0	0	0
Polley, Tommy	3	1	2	0	0	0
Clayton, Mark	2	2	0	0	0	0
Haley, Dennis	2	2	0	0	0	0
Oglesby, Evan	2	1	1	0	0	0
Smith, Mike	2	1	1	0	0	0
Smith, Musa	2	2	0	0	0	0
Elling, Aaron	1	1	0	0	0	0
Nelson, Jim	1	1	0	0	0	0
Stover, Matt	1	1	0	0	0	0
Woodfin, Zac	1	1	0	0	0	0
Zastudil, Dave	1	1	0	0	0	0
Totals	171	132	39	4	2	0

TOP THREE

SOLO	SACKS	FF	FR	PD
95 Tommy Polley	9 Adalius Thomas	6 Terrell Suggs	4 Adalius Thomas	20 Chris McAlister
77 Bart Scott	8 Terrell Suggs	3 Adalius Thomas	2 Will Demps	14 Samari Rolle
70 Adalius Thomas	4 2 Tied	2 2 Tied	1 8 Tied	12 Ed Reed

USUAL STARTERS

OFFENSE		DEFENSE	
WR 89 Mark Clayton	LDE 98 Anthony Weaver		
LT 75 Jonathan Ogden	DT 97 Kelly Gregg		
LG 64 Edwin Mulitalo	NT 92 Maake Kemoeatu		
C 62 Mike Flynn	RDE 55 Terrell Suggs		
RG 68 Keydrick Vincent	LLB 96 Adalius Thomas		
RT 77 Orlando Brown	MLB 50 Tommy Polley		
TE 86 Todd Heap	RLB 57 Bart Scott		
WR 85 Derrick Mason	LCB 21 Chris McAlister		
QB 7 Kyle Boller	RCB 22 Samari Rolle		
RB 31 Jamal Lewis	SS 20 Ed Reed		
FB 34 Ovie Mughelli	FS 47 Will Demps		

COACHES

Brian Billick, Head Coach; **Jim Fassel**, Offensive Coordinator; **Rex Ryan**, Defensive Coordinator; **Gary Zauner**, Special Teams Coordinator; **Clarence Brooks**, Defensive Line; **John Fassel**, Offensive Assistant; **Jedd Fisch**, Asst. Quarterbacks/Wide Receivers; **Jeff FitzGerald**, Linebackers; **Chris Foerster**, Asst. Head Coach/Offensive Line; **Jeff Friday**, Strength and Conditioning; **Wade Harman**, Tight Ends/Asst. Offensive Line; **Johnnie Lynn**, Secondary; **Rick Neuheisel**, Quarterbacks; **Mike Pettine**, Outside Linebackers; **Paul Ricci**, Asst. Strength and Conditioning; **David Shaw**, Wide Receivers; **Matt Simon**, Running Backs; **Bennie Thompson**, Asst. Special Teams; **Dennis Thurman**, Secondary

RAVENS HONOR ROLL

Pro Bowl: LT Jonathan Ogden (starter); TE Todd Heap and S Ed Reed (alternates)
FedEx Air Player of the Week: QB Kyle Boller (Week 16)
Pro Football Weekly/PFWA All-Rookie Team: WR Mark Clayton
The Sporting News All-Pro: PR B.J. Sams
USA Today All-Joe Team: DT Kelly Gregg
NFL Players of the Week: K Matt Stover (Week 11) – Special Teams; LB Terrell Suggs (Week 13) – Defense
Ravens Nest Player of the Year: LB Bart Scott
Ravens Roost Extra Effort Award: DE Jarret Johnson
Ravens Roost Unsung Hero: LB Adalius Thomas
Ed Block Courage Award: CB Dale Carter

SEASON TRENDS

Record	6-10	When Scoring First	4-4
vs. AFC North	2-4	When Not Scoring First	1-6
vs. AFC	4-8	Positive or Even Turnover Ratio	4-4
vs. NFC	2-2	Negative Turnover Ratio	2-6
Home	6-2	Winning or Even Penalty Ratio	3-2
Away	0-8	Losing Penalty Ratio	3-8
On Grass	0-6	With a 100-Yard Rusher	1-1
On Artificial Turf	6-4	With a 100-Yard Receiver	2-1
Outdoors	6-9	Without a 100-Yard Rusher	5-9
Indoors	0-1	Without a 100-Yard Receiver	4-9
Leading at Halftime	5-1	When Allowing a 100-Yard Rusher	0-4
Trailing at Halftime	1-8	When Not Allowing a 100-Yard Rusher	5-7
Tied at Halftime	0-1	When Allowing a 100-Yard Receiver	0-3
Leading After 3 Quarters	5-0	When Not Allowing a 100-Yard Receiver	6-7
Tied After 3 Quarters	0-0	With a 300-Yard Passer	0-0
Trailing After 3 Quarters	1-10	Without a 300-Yard Passer	6-10
Winning Coin Toss	3-5	Allowing a 300-Yard (net) Passer	0-1
Losing Coin Toss	3-5	Not Allowing a 300-Yard (net) Passer	6-9
Decided by 7 Points or Less	3-4	Overtime	1-0
Decided By 3 Points or Less	2-2	Preseason	2-2



2006 STATISTICS

RESULTS AND ATTENDANCE

WON 13, LOST 3 (AFC NORTH CHAMPIONS)

9/10	W	27-0	at Tampa Bay	65,087
9/17	W	28-6	Oakland	70,744
9/24	W	15-14	at Cleveland	72,474
10/01	W	16-13	San Diego	70,743
10/09	L	3-13	at Denver	76,355
10/15	L	21-23	Carolina	70,762
10/22			Bye Week	
10/29	W	35-22	at New Orleans	69,152
11/05	W	26-20	Cincinnati	70,792
11/12	W	27-26	at Tennessee	69,143
11/19	W	24-10	Atlanta	70,790
11/26	W	27-0	Pittsburgh	70,946
11/30	L	7-13	at Cincinnati	65,973
12/10	W	20-10	at Kansas City	77,232
12/17	W	27-17	Cleveland	70,857
12/24	W	31-7	at Pittsburgh	63,224
12/31	W	19-7	Buffalo	70,913

TEAM STATISTICS

	RAVENS	OPPONENT
TOTAL FIRST DOWNS	282	236
Rushing	86	59
Passing	179	151
Penalty	17	26
3rd Down: Made/Att	96/233	60/208
3rd Down Pct.	41.2	28.8
4th Down: Made/Att	8/11	9/23
4th Down Pct.	72.7	39.1
POSSESSION AVG.	32:49	27:12
TOTAL NET YARDS	5072	4225
Avg. Per Game	317.0	264.1
Total Plays	1017	936
Avg. Per Play	5.0	4.5
NET YARDS RUSHING	1637	1214
Avg. Per Game	102.3	75.9
Total Rushes	476	367
NET YARDS PASSING	3435	3011
Avg. Per Game	214.7	188.2
Sacked/Yards Lost	17/100	60/418
Gross Yards	3535	3429
Att./Completions	524/328	509/279
Completion Pct.	62.6	54.8
Had Intercepted	14	28
PUNTS/AVERAGE	86/43.0	86/44.9
NET PUNTING AVG.	86/37.6	86/38.3
PENALTIES/YARDS	109/878	79/580
FUMBLES/BALL LOST	21/9	24/12
TOUCHDOWNS	38	21
Rushing	11	5
Passing	21	16
Returns	6	0

SCORE BY PERIODS	1	2	3	4	OT	PTS
RAVENS	84	91	73	105	0	353
Opponents	32	84	30	55	0	201

SCORING	TD	RU	PA	RT	K/PAT	FG	S	PTS
Stover	0	0	0	0	37/37	28/30	0	121
J. Lewis	9	9	0	0	0	0	0	54
Heap	6	0	6	0	0	0	0	36
Clayton	5	0	5	0	0	0	0	30
Wilcox	3	0	3	0	0	0	0	18
Mason	2	0	2	0	0	0	0	12
McAlister	2	0	0	2	0	0	0	12
Mughelli	2	0	2	0	0	0	0	12
Williams	2	0	2	0	0	0	0	12
Reed	1	0	0	1	1	8	0	8
Thomas	1	0	0	1	1	8	0	8
Anderson	1	1	0	0	0	6	0	6
Landry	1	0	0	1	0	6	0	6
McNair	1	1	0	0	0	6	0	6
Moore	1	0	1	0	0	6	0	6
Prude	1	0	0	1	0	6	0	6
RAVENS	38	11	21	6	37/37	28/30	2	353
Opponents	21	5	16	0	20/20	17/23	1	201

2-PT. CONVERSIONS: RAVENS 0-1; Opponents 1-1

SACKS: Pryce 13, Thomas 11, Scott 9.5, Suggs 9.5, R. Lewis 5, Gregg 3.5, Landry 3, Ivy 2, J. Johnson 1.5, Ngata 1, Rolle 1 **RAVENS 60; Opponents 17**

PASSING	ATT	COMP	YARDS	COMP%	YDS/ATT
McNair	468	295	3050	63.0	6.52
Boller	55	33	485	60.0	8.82
Clayton	1	0	0	0.0	0.00
RAVENS	524	328	3535	62.6	6.75
Opponents	509	279	3429	54.8	6.74

RUSHING

	NO	YDS	AVG	LG	TD
J. Lewis	314	1132	3.6	52	9
Anderson	39	183	4.7	34t	1
Mu. Smith	36	153	4.3	30	0
McNair	45	119	2.6	19	1
Mughelli	12	50	4.2	12	0
Boller	22	34	1.5	10	0
Mason	1	-4	-4.0	-4	0
Clayton	7	-30	-4.3	3	0
RAVENS	476	1637	3.4	52	11
Opponents	367	1214	3.3	47	5

RECEIVING

	NO	YDS	AVG	LG	TD
Heap	73	765	10.5	30	6
Mason	68	750	11.0	38	2
Clayton	67	939	14.0	87t	5
Williams	22	396	18.0	77t	2
Mu. Smith	22	135	6.1	30	0
Mughelli	21	182	8.7	30t	2
Wilcox	20	166	8.3	35	3
J. Lewis	18	115	6.4	15	0
Anderson	9	54	6.0	13	0
Green	4	17	4.3	12	0
Sypniewski	2	15	7.5	9	0
Moore	2	1	0.5	4t	1
RAVENS	328	3535	10.8	87t	21
Opponents	279	3429	12.3	72t	16

INTERCEPTIONS

	NO	YDS	AVG	LG	TD
McAlister	6	121	20.2	60t	2
Landry	5	101	20.2	37	1
Reed	5	70	14.0	37	1
Rolle	3	60	20.0	44	0
Prude	2	66	33.0	54	1
Scott	2	31	15.5	24	0
R. Lewis	2	27	13.5	27	0
Ngata	1	60	60.0	60	0
Thomas	1	7	7.0	7	0
Ivy	1	0	0.0	0	0
Sapp	0	1	0.0	1	0
RAVENS	28	544	19.4	60t	5
Opponents	14	142	10.1	45	0

PUNTING

	NO	YDS	AVG	NET	TB	IN	LG	BLK
Koch	86	3695	43.0	37.6	3	30	61	0
RAVENS	86	3695	43.0	37.6	3	30	61	0
Opponents	86	3864	44.9	38.3	11	26	71	0

PUNT RETURNS

	RET	FC	YDS	AVG	LG	TD
Sams	29	4	307	10.6	65	0
Ross	13	3	37	2.8	9	0
Ivy	2	0	7	3.5	7	0
Oglesby	1	0	0	0.0	0	0
RAVENS	45	7	351	7.8	65	0
Opponents	44	16	404	9.2	38	0

KICKOFF RETURNS

	NO	YDS	AVG	LG	TD
Sams	30	772	25.7	72	0
Ross	9	194	21.6	28	0
J. Johnson	3	28	9.3	14	0
Ivy	1	14	14.0	14	0
Mu. Smith	1	27	27.0	27	0
Sypniewski	1	11	11.0	11	0
RAVENS	45	1046	23.2	72	0
Opponents	75	1636	21.8	46	0

FIELD GOALS

	1-19	20-29	30-39	40-49	50+
Stover	0/0	12/13	9/9	6/7	1/1
RAVENS	0/0	12/13	9/9	6/7	1/1
Opponents	0/0	6/6	4/5	3/8	4/4

Stover: (20G,42G)(25G,33G,37G,23G)(32G,43G,52G)(24G)(43G,25G,36G,35G)(27G,40G)(42N,29G)(37G,40G)(29N)(41G,23G)(38G,22G)(26G)(26G,37G,39G,29G)

Opponents: (34G,51G)(34G,54G,40N)(43G,44G)(21G,31G,21G)(51G,31G)(21G,41N,43B)(21G)(23G,27G,46N)(32N,49G)(51G,47N)(0)

	TD	TD%	INT	INT%	LG	SACK/LOST	RATING
McNair	16	3.4	12	2.6	87t	14/84	82.5
Boller	5	9.1	2	3.6	77t	3/16	104.0
Clayton	0	0.0	0	0.0	0	0/0	39.6
RAVENS	21	4.0	14	2.7	87t	17/100	84.6
Opponents	16	3.1	28	5.5	72t	60/418	63.4



2006 STATISTICS

DEFENSIVE

FROM COACHES VIDEO

PLAYER	TT	SOLO	AS	SACKS	YDS	INT	YDS	PD	FF	FR
Lewis, Ray	164	106	58	5	36.5	2	27	9	1	1
Scott, Bart	135	93	42	9.5	66	2	31	9	1	0
Thomas, Adalius	106	75	31	11	59	1	7	9	1	1
Gregg, Kelly	101	61	40	3.5	23	0	0	1	1	3
Landry, Dawan	89	55	34	3	16	5	101	13	0	0
Suggs, Terrell	86	63	23	9.5	64.5	0	0	7	3	2
Pryce, Trevor	73	49	24	13	113.5	0	0	3	2	0
Reed, Ed	66	61	5	0	0	5	70	16	1	1
Rolle, Samari	60	55	5	1	7	3	60	13	0	0
McAlister, Chris	56	51	5	0	0	6	121	25	0	2
Ngata, Haloti	51	28	23	1	3	1	60	3	0	0
Johnson, Jarret	35	23	12	1.5	16.5	0	0	2	0	0
Franklin, Aubrayo	23	13	10	0	0	0	0	1	0	0
Bannan, Justin	20	13	7	0	0	0	0	0	1	0
Ivy, Corey	17	14	3	2	13	1	0	6	2	0
Edwards, Dwan	12	7	5	0	0	0	0	1	0	0
Sapp, Gerome	12	10	2	0	0	0	1	2	1	0
Haley, Dennis	11	6	5	0	0	0	0	2	0	0
Oglesby, Evan	9	8	1	0	0	0	0	2	0	0
Prude, Ronnie	4	4	0	0	0	2	66	5	0	0
Stills, Gary	2	2	0	0	0	0	0	0	1	1
Cody, Dan	1	0	1	0	0	0	0	0	0	0
Martin, Derrick	1	1	0	0	0	0	0	0	0	0
Smith, Mike	1	0	1	0	0	0	0	0	0	0
Totals	1135	798	337	60	418	28	544	129	15	11

SPECIAL TEAMS

FROM COACHES VIDEO

PLAYER	TT	SOLO	AS	FF	FR	BK
Stills, Gary	44	29	15	0	1	0
Wilcox, Daniel	20	13	7	0	0	0
Oglesby, Evan	17	9	8	0	0	0
Ivy, Corey	14	11	3	0	0	0
Mughelli, Ovie	14	10	4	0	0	0
Green, Justin	12	6	6	0	0	0
Sapp, Gerome	10	7	3	0	0	0
Haley, Dennis	9	3	6	0	0	0
Johnson, Jarret	6	5	1	0	0	0
Prude, Ronnie	6	5	1	0	0	0
Smith, Mike	6	2	4	1	0	0
Katula, Matt	5	1	4	0	0	0
Johnson, Tim	4	4	0	0	0	0
Landry, Dawan	4	3	1	0	0	0
Martin, Derrick	4	3	1	0	0	0
Smith, Musa	4	2	2	0	1	0
Bannister, Alex	2	2	0	0	0	0
Koch, Sam	2	2	0	0	0	0
Ogyniewski, Quinn	2	1	1	0	0	0
Winborne, Jamaine	2	1	1	0	0	0
Anderson, Mike	1	0	1	0	0	0
Stover, Matt	1	1	0	0	0	0
Thomas, Adalius	1	0	1	0	0	0
Totals	190	120	70	1	2	0

TOP THREE

SOLO	SACKS	FF	FR	PD
106 Ray Lewis	13 Trevor Pryce	3 Terrell Suggs	3 Kelly Gregg	25 Chris McAlister
93 Bart Scott	11 Adalius Thomas	2 Corey Ivy	2 Chris McAlister	16 Ed Reed
75 Adalius Thomas	9.5 2 Players	2 Trevor Pryce	2 Terrell Suggs	13 2 Players

USUAL STARTERS

OFFENSE		DEFENSE	
WR 89	Mark Clayton	LDT 90	Trevor Pryce
LT 75	Jonathan Ogden	NT 97	Kelly Gregg
LG 60	Jason Brown	RDT 92	Haloti Ngata
C 62	Mike Flynn	LOLB 55	Terrell Suggs
RG 68	Keydrick Vincent	LILB 57	Bart Scott
RT 79	Tony Pashos	RILB 52	Ray Lewis
TE 86	Todd Heap	ROLB 96	Adalius Thomas
WR 85	Derrick Mason	LCB 21	Chris McAlister
QB 9	Steve McNair	RCB 22	Samari Rolle
RB 31	Jamal Lewis	SS 26	Dawan Landry
FB 34	Ovie Mughelli	FS 20	Ed Reed

COACHES

Brian Billick, Head Coach; **Rex Ryan**, Defensive Coordinator; **Frank Ganzs Jr.**, Special Teams Coordinator; **Clarence Brooks**, Defensive Line; **Mark Carrier**, Secondary; **Vic Fangio**, Special Assistant; **Jim Fassel**, Offensive Coordinator (games 1-4); **John Fassel**, Special Teams Assistant; **Jedd Fisch**, Asst. Quarterbacks/Wide Receivers; **Jeff FitzGerald**, Linebackers; **Chris Foerster**, Asst. Head Coach/Offensive Line; **Jeff Friday**, Strength and Conditioning; **Wade Harman**, Tight Ends/Asst. Offensive Line; **Mike Johnson**, Wide Receivers; **Tony Nathan**, Running Backs; **Rick Neuheisel**, Quarterbacks; **Mike Pettine**, Outside Linebackers; **Paul Ricci**, Asst. Strength and Conditioning; **Greg Roman**, Asst. Offensive Line; **Dennis Thurman**, Secondary

RAVENS HONOR ROLL

Pro Bowl: LB Ray Lewis, CB Chris McAlister, QB Steve McNair; LT Jonathan Ogden (starter), S Ed Reed (starter), LB Bart Scott, LB Terrell Suggs, LB Adalius Thomas (starter)
NFL Alumni Association's TE of the Year: Todd Heap
Pro Football Weekly Asst. Coach of the Year: Rex Ryan

USA Today's All-Joe Team: NT Kelly Gregg, TE Todd Heap, FB Ovie Mughelli, DE Trevor Pryce, LB Bart Scott, K Matt Stover
NFL Players of the Month/Week: LB Bart Scott (Sept.) - Defense, K Matt Stover (Sept.) - Special Teams, LB Ray Lewis (Week 1) - Defense, CB Chris McAlister (Week 17) - Defense, DT Trevor Pryce (Week 10) - Special Teams, RB B.J. Sams (Week 11) - Special Teams

Ed Block Courage Award: CB Corey Ivy
Ravens Roost Unsung Hero: CB Corey Ivy
Ravens Roost Extra Effort: TE Daniel Wilcox
Ravens Nest Player of the Year: NT Kelly Gregg

SEASON TRENDS

Record	13-3	When Scoring First	9-1
vs. AFC North	5-1	When Not Scoring First	4-2
vs. AFC	10-2	Positive or Even Turnover Ratio	9-1
vs. NFC	3-1	Negative Turnover Ratio	4-2
Home	7-1	Winning or Even Penalty Ratio	6-1
Away	6-2	Losing Penalty Ratio	8-2
On Grass	5-1	With a 100-Yard Rusher	2-0
On Artificial Turf	8-2	With a 100-Yard Receiver	5-1
Outdoors	12-3	Without a 100-Yard Rusher	11-3
Indoors	1-0	Without a 100-Yard Receiver	8-2
Leading at Halftime	9-0	When Allowing a 100-Yard Rusher	2-0
Trailing at Halftime	4-2	When Not Allowing a 100-Yard Rusher	11-3
Tied at Halftime	0-1	When Allowing a 100-Yard Receiver	4-2
Leading After 3 Quarters	10-0	When Not Allowing a 100-Yard Receiver	9-1
Tied After 3 Quarters	0-1	With a 300-Yard Passer	1-0
Trailing After 3 Quarters	3-2	Without a 300-Yard Passer	12-3
Winning Coin Toss	5-2	Allowing a 300-Yard (net) Passer	1-1
Losing Coin Toss	8-1	Not Allowing a 300-Yard (net) Passer	12-2
Decided by 7 Points or Less	4-2	Overtime	0-0
Decided by 3 Points or Less	3-1	Preseason	2-2



2006 POSTSEASON STATISTICS

RESULTS AND ATTENDANCE

WON 0, LOST 1

01/13 L 6-15 Indianapolis 71,162

TEAM STATISTICS

	RAVENS	OPPONENT
TOTAL FIRST DOWNS	13	15
Rushing	5	6
Passing	6	9
Penalty	2	0
3rd Down: Made/Att	2/11	8/19
3rd Down Pct.	18.2	42.1
4th Down: Made/Att	0/0	0/0
4th Down Pct.	0.0	0.0
POSSESSION AVG.	28:36	31:24
TOTAL NET YARDS	244	261
Avg. Per Game	244.0	261.0
Total Plays	51	66
Avg. Per Play	4.8	4.0
NET YARDS RUSHING	83	100
Avg. Per Game	83.0	100.0
Total Rushes	20	35
NET YARDS PASSING	161	161
Avg. Per Game	161.0	161.0
Sacked/Yards Lost	2/12	1/9
Gross Yards	173	170
Att./Completions	29/18	30/15
Completion Pct.	62.1	50.0
Had Intercepted	2	2
PUNTS/AVERAGE	5/38.0	4/45.0
NET PUNTING AVG.	5/27.4	4/32.5
PENALTIES/YARDS	6/39	3/19
FUMBLES/BALL LOST	2/2	3/0
TOUCHDOWNS	0	0
Rushing	0	0
Passing	0	0
Returns	0	0

SCORE BY PERIODS	1	2	3	4	OT	PTS
RAVENS	0	3	0	3	0	6
Opponents	6	3	3	3	0	15

SCORING	TD	RU	PA	RT	K/PAT	FG	S	PTS
Stover	0	0	0	0	0/0	2/2	0	6
RAVENS	0	0	0	0	0/0	2/2	0	6
Opponents	0	0	0	0	0/0	5/5	0	15

2-PT. CONVERSIONS: RAVENS 0-0; Opponents 0-0

SACKS: Gregg 0.5, Thomas 0.5 RAVENS 1.0; Opponents 2.0

RUSHING

	NO	YDS	AVG	LG	TD
J. Lewis	13	53	4.1	18	0
Anderson	4	18	4.5	8	0
McNair	1	6	6.0	6	0
Mughelli	2	6	3.0	3	0
RAVENS	20	83	4.2	18	0
Opponents	35	100	2.9	25	0

RECEIVING

	NO	YDS	AVG	LG	TD
Clayton	6	73	12.2	21	0
Heap	3	28	9.3	23	0
J. Lewis	3	24	8.0	13	0
Mason	2	16	8.0	9	0
Mughelli	2	11	5.5	9	0
Wilcox	1	15	15.0	15	0
Anderson	1	6	6.0	6	0
RAVENS	18	173	9.6	23	0
Opponents	15	170	11.3	27	0

INTERCEPTIONS

	NO	YDS	AVG	LG	TD
Reed	2	0	0.0	0	0
RAVENS	2	0	0.0	0	0
Opponents	2	9	4.5	9	0

PUNTING

	NO	YDS	AVG	NET	TB	IN	LG	BLK
Koch	5	190	38.0	27.4	1	1	47	0
RAVENS	5	190	38.0	27.4	1	1	47	0
Opponents	4	180	45.0	32.5	1	1	51	0

PUNT RETURNS

	RET	FC	YDS	AVG	LG	TD
Ross	2	0	30	15.0	18	0
RAVENS	2	0	30	15.0	18	0
Opponents	3	1	33	11.0	21	0

KICKOFF RETURNS

	NO	YDS	AVG	LG	TD
Ross	6	124	20.7	27	0
RAVENS	6	124	20.7	27	0
Opponents	3	48	16.0	18	0

FIELD GOALS

	1-19	20-29	30-39	40-49	50+
Stover	0/0	0/0	0/0	1/1	1/1
RAVENS	0/0	0/0	0/0	1/1	1/1
Opponents	0/0	1/1	1/1	2/2	1/1

Stover: (40G,51G)
Opponents: (23G,42G,51G,48G,35G)

PASSING	ATT	COMP	YARDS	COMP%	YDS/ATT	TD	TD%	INT	INT%	LG	SACK/LOST	RATING
McNair	29	18	173	62.1	5.97	0	0.0	2	6.9	23	2/12	49.9
RAVENS	29	18	173	62.1	5.97	0	0.0	2	6.9	23	2/12	49.9
Opponents	30	15	170	50.0	5.67	0	0.0	2	6.7	27	1/9	39.6

DEFENSIVE

FROM COACHES VIDEO

PLAYER	TT	SOLO	AS	SACKS	LOST	INT	YDS	PD	FF	FR
Lewis, Ray	23	13	10	0	0	0	0	3	0	0
Scott, Bart	12	5	7	0	0	0	0	0	0	0
Suggs, Terrell	10	9	1	0	0	0	0	0	1	0
Pryce, Trevor	8	3	5	0	0	0	0	0	0	0
Thomas, Adalius	8	5	3	0	0	0	0	0	0	0
Gregg, Kelly	7	5	2	1	9	0	0	0	0	0
Ngata, Haloti	7	3	4	0	0	0	0	0	0	0
Rolle, Samari	4	3	1	0	0	0	0	1	0	0
McAlister, Chris	3	3	0	0	0	0	0	1	0	0
Ivy, Corey	2	2	0	0	0	0	0	0	0	0
Johnson, Jarret	2	2	0	0	0	0	0	0	0	0
Reed, Ed	2	2	0	0	0	2	0	3	0	0
Franklin, Aubrayo	1	0	1	0	0	0	0	0	0	0
Landry, Dawan	1	0	1	0	0	0	0	0	0	0
Totals	90	55	35	1	9	2	0	8	1	0

SPECIAL TEAMS

FROM COACHES VIDEO

PLAYER	TT	SOLO	AS	FF	FR	BK
Haley, Dennis	1	1	0	0	0	0
Johnson, Tim	1	1	0	0	0	0
Katula, Matt	1	1	0	0	0	0
Landry, Dawan	1	1	0	0	0	0
Oglesby, Evan	1	1	0	0	0	0
Sapp, Gerome	1	1	0	0	0	0
Totals	6	6	0	0	0	0



2007 STATISTICS

RESULTS AND ATTENDANCE

WON 5, LOST 11

Date	Result	Score	Opponent	Attendance
9/10	L	20-27	at Cincinnati	66,093
9/16	W	20-13	New York Jets	71,246
9/23	W	26-23	Arizona	71,372
9/30	L	13-27	at Cleveland	73,024
10/07	W	9-7	at San Francisco	67,885
10/14	W	22-3	St. Louis	71,175
10/21	L	14-19	at Buffalo	70,727
11/05	L	7-38	at Pittsburgh	63,457
11/11	L	7-21	Cincinnati	71,130
11/18	L	30-33 (OT)	Cleveland	71,055
11/25	L	14-32	at San Diego	63,337
12/03	L	24-27	New England	71,382
12/09	L	20-44	Indianapolis	70,513
12/16	L	16-22 (OT)	at Miami	70,287
12/23	L	6-27	at Seattle	68,164
12/30	W	27-21	Pittsburgh	71,353

TEAM STATISTICS

TOTAL FIRST DOWNS

Category	RAVENS	OPPONENT
Rushing	96	69
Passing	175	162
Penalty	20	27
3rd Down: Made/Att	90/234	82/224
3rd Down Pct.	38.5	36.6
4th Down: Made/Att	11/21	7/13
4th Down Pct.	52.4	53.8

POSSESSION AVG.

Category	RAVENS	OPPONENT
TOTAL NET YARDS	4832	4825
Avg. Per Game	302.0	301.6
Total Plays	1042	968
Avg. Per Play	4.6	5.0

NET YARDS RUSHING

Category	RAVENS	OPPONENT
Avg. Per Game	112.3	79.3
Total Rushes	446	446

NET YARDS PASSING

Category	RAVENS	OPPONENT
Avg. Per Game	189.7	222.3
Sacked/Yards Lost	39/273	32/183
Gross Yards	3308	3740
Att./Completions	557/341	490/293
Completion Pct.	61.2	59.8
Had Intercepted	14	17

PUNTS/AVERAGE

Category	RAVENS	OPPONENT
NET PUNTING AVG.	79/36.0	76/37.4

PENALTIES/YARDS

Category	RAVENS	OPPONENT
FUMBLES/BALL LOST	35/26	12/6

TOUCHDOWNS

Category	RAVENS	OPPONENT
Rushing	11	9
Passing	13	27
Returns	4	3

SCORE BY PERIODS

	1	2	3	4	OT	PTS
RAVENS	33	110	44	88	0	275
Opponents	69	136	87	83	9	384

SCORING

Player	TD	RU	PA	RT	K/PAT	FG	S	PTS
Stover	0	0	0	0	26/26	27/32	0	107
McGahee	8	7	1	0			0	48
Mason	5	0	5	0			0	30
Darling	3	0	3	0			0	18
Figurs	2	0	0	2			0	12
Mu. Smith	2	2	0	0			0	12
Heap	1	0	1	0			0	6
Lewis	1	0	0	1			0	6
McClain	1	0	1	0			0	6
Reed	1	0	0	1			0	6
Ross	1	1	0	0			0	6
T. Smith	1	1	0	0			0	6
Sypniewski	1	0	1	0			0	6
Wilcox	1	0	1	0			0	6
RAVENS	8	11	13	4	26/26	27/32	0	275
Opponents	39	9	27	3	35/36	37/43	1	384

2-PT. CONVERSIONS: RAVENS 0-2, Opponents 1-2

SACKS: Suggs 5, Gregg 3, Ivy 3, Ngata 3, Bannan 2, Barnes 2, Johnson 2, Lewis 2, Pryce 2, Sapp 2, Edwards 1, Jones 1, Landry 1, Scott 1, Stills 1, (group) 1, **RAVENS 32, Opponents 39**

FUM/LOST: McNair 8/7, Boller 5/4, Figurs 4/1, McGahee 4/3, T. Smith 3/2, Anderson 2/2, Reed 2/2, Ross 2/2, Mason 1/1, McClain 1/1, Pittman 1/0, Mu. Smith 1/0, Sypniewski 1/1

RUSHING

Player	NO	YDS	AVG	LG	TD
McGahee	294	1207	4.1	46t	7
Mu. Smith	75	264	3.5	24	2
Boller	19	89	4.7	15	0
Ross	12	72	6.0	32t	1
Anderson	15	62	4.1	16	0
T. Smith	12	54	4.5	14	1
McNair	10	32	3.2	13	0
McClain	8	18	2.3	4	0
Figurs	1	-1	-1.0	-1	0
RAVENS	446	1797	4.0	46t	11
Opponents	446	1268	2.8	36	9

RECEIVING

Player	NO	YDS	AVG	LG	TD
Mason	103	1087	10.6	79t	5
Clayton	48	531	11.1	52	0
McGahee	43	231	5.4	30	1
Sypniewski	34	246	7.2	13	1
Mu. Smith	27	192	7.1	29	0
Heap	23	239	10.4	37	1
Williams	20	290	14.5	34	0
Darling	18	326	18.1	53	3
McClain	9	55	6.1	13t	1
Wilcox	6	18	3.0	7	1
Anderson	4	26	6.5	10	0
Green	2	16	8.0	10	0
Vickers	2	4	2.0	5	0
Figurs	1	36	36.0	36	0
Willis	1	11	11.0	11	0
RAVENS	341	3308	9.7	79t	13
Opponents	293	3740	12.8	78t	27

INTERCEPTIONS

Player	NO	YDS	AVG	LG	TD
Reed	7	130	18.6	32	0
Lewis	2	35	17.5	35t	1
Pittman	2	21	10.5	29	0
Martin	2	3	1.5	3	0
Ivy	1	22	22.0	22	0
Edwards	1	1	1.0	1	0
McAlister	1	0	0.0	0	0
Rolle	1	0	0.0	0	0
RAVENS	17	212	12.5	35t	1
Opponents	14	293	20.9	100t	1

PUNTING

Player	NO	YDS	AVG	NET	TB	IN	LG	BLK
Koch	78	3397	43.6	36.0	9	20	64	1
RAVENS	79	3397	43.0	36.0	9	20	64	1
Opponents	76	3277	43.1	37.4	5	26	74	0

PUNT RETURNS

Player	RET	FC	YDS	AVG	LG	TD
Figurs	16	9	171	10.7	75t	1
Reed	10	3	94	9.4	63t	1
Ross	5	0	36	7.2	15	0
Sams	4	0	37	9.3	16	0
RAVENS	35	12	338	9.7	75t	2
Opponents	38	16	375	9.9	49	0

KICKOFF RETURNS

Player	NO	YDS	AVG	LG	TD
Figurs	46	1138	24.7	94t	1
Ross	9	148	16.4	25	0
Sams	5	140	28.0	47	0
Mu. Smith	3	89	29.7	52	0
Anderson	2	10	5.0	10	0
RAVENS	65	1525	23.5	94t	1
Opponents	61	1444	23.7	50	0

FIELD GOALS

Player	1-19	20-29	30-39	40-49	50+
Stover	1/1	11/11	7/7	8/12	0/1
RAVENS	1/1	11/11	7/7	8/12	0/1
Opponents	1/1	14/14	10/12	10/11	2/5

Stover: (36G,23G)(28G,46N,43G)(21G,28G,43G,46G)(46N,21G, 29G,41N)(26G,32G,49G)(43G,42G,23G,31G,36G)(0)(0)(34G,41G,47G)(0)(29G)(0)(27G,39G,50B,18G,44N)(0)(28G,31G)

Opponents: (53N,23G,40G)(50G,52N,21G)(48G,47N,40G,41G)(41G,20G)(52N)(35N,32G)(29G,26G,35G,41G)(22G)(34G,19G,22G,35G,35G,21G,33G)(35N,28G,39G,51G,33G)(27G,46G,41G,41G)(21G,38G)(0)(23G,22G,29G)(42G,39G)(0)

PASSING	ATT	COMP	YARDS	COMP%	YDS/ATT	TD	TD%	INT	INT%	LG	SACK/LOST	RATING
Boller	275	168	1743	61.1	6.34	9	3.3	10	3.6	53	24/159	75.2
McNair	205	133	1113	64.9	5.43	2	1.0	4	2.0	30	11/85	73.9
T. Smith	76	40	452	52.6	5.95	2	2.6	0	0.0	79t	4/29	79.5
Clayton	1	0	0	0.0	0.00	0	0.0	0	0.0	0	0/0	39.6
RAVENS	557	341	3308	61.2	5.94	13	2.3	14	2.5	79t	39/273	75.2
Opponents	490	293	3740	59.8	7.63	27	5.5	17	3.5	78t	32/183	87.6



2007 STATISTICS

DEFENSIVE

FROM COACHES VIDEO

PLAYER	TT	SOLO	AS	SACKS	YDS	INT	YDS	PD	FF	FR
Lewis, Ray	184	108	76	2	7	2	35	10	2	1
Scott, Bart	131	84	47	1	2	0	0	3	0	0
Gregg, Kelly	111	78	33	3	15	0	0	4	0	1
Suggs, Terrell	95	51	44	5	34	0	0	7	1	0
Johnson, Jarret	94	59	35	2	19	0	0	2	2	0
Ngata, Haloti	94	58	36	3	14	0	0	2	1	0
Landry, Dawan	91	73	18	1	9	0	0	7	0	0
Ivy, Corey	63	55	8	3	21	1	22	16	1	1
Edwards, Dwan	58	30	28	1	8	1	1	1	0	0
Reed, Ed	45	36	9	0	0	7	130	13	0	1
Greisen, Nick	38	22	16	0	0	0	0	0	0	1
Bannan, Justin	37	19	18	2	4	0	0	0	1	0
Martin, Derrick	26	23	3	0	0	2	3	8	0	0
Rolle, Samari	25	23	2	0	0	1	0	5	0	0
McAlister, Chris	23	19	4	0	0	1	0	10	0	0
Pryce, Trevor	19	9	10	2	8	0	0	0	0	0
Pittman, David	10	8	2	0	0	2	21	4	0	0
Gaston, Willie	9	8	1	0	0	0	0	1	0	0
Sapp, Gerome	9	8	1	2	15	0	0	0	0	0
Barnes, Antwan	8	4	4	2	20	0	0	0	0	0
Prude, Ronnie	6	6	0	0	0	0	0	3	0	0
Winborne, Jamaine	6	5	1	0	0	0	0	3	0	0
Jones, Edgar	5	2	3	1	0	0	0	0	0	0
Gordon, Amon	3	2	1	0	0	0	0	0	0	0
Stills, Gary	3	1	2	1	5	0	0	0	0	0
Totals	1193	791	402	32*	181	17	212	99	8	5

*Includes a team sack

SPECIAL TEAMS

FROM COACHES VIDEO

PLAYER	TT	SOLO	AS	FF	FR	BK
Stills, Gary	26	25	1	1	0	0
Winborne, Jamaine	21	21	0	0	0	0
Green, Justin	19	18	1	0	0	0
Martin, Derrick	17	17	0	0	1	0
Greisen, Nick	13	13	0	0	0	0
McClain, LeRon	12	12	0	0	0	0
Prude, Ronnie	8	8	0	0	0	0
Barnes, Antwan	8	7	1	1	0	0
Burgess, Prescott	7	7	0	0	0	0
Katula, Matt	7	7	0	0	0	0
Smith, Musa	7	7	0	0	0	0
Sapp, Gerome	5	5	0	0	0	0
Wilcox, Daniel	5	5	0	0	0	0
Landry, Dawan	5	5	0	0	0	0
Anderson, Mike	4	3	1	0	0	0
McCune, Robert	3	2	1	0	0	0
Darling, Devard	2	2	0	0	1	0
Haley, Dennis	2	2	0	0	0	0
Ivy, Corey	2	2	0	0	0	0
Jones, Edgar	2	2	0	0	0	0
Willis, Matt	2	2	0	0	0	0
Gaston, Willie	1	1	0	0	0	0
Koch, Sam	1	1	0	0	0	0
Edwards, Dwan	0	0	0	0	0	1
Totals	179	174	5	2	2	1

TOP THREE

SOLO	SACKS	FF	FR	PD
108 Ray Lewis	5 Terrell Suggs	2 Jarret Johnson	1 5 Players	16 Corey Ivy
84 Bart Scott	3 3 Players	2 Ray Lewis		13 Ed Reed
78 Kelly Gregg	2 6 Players	1 4 Players		10 2 Players

USUAL STARTERS

OFFENSE		DEFENSE	
WR 89	Mark Clayton	LDT 93	Dwan Edwards
LT 75	Jonathan Ogden	NT 97	Kelly Gregg
LG 60	Jason Brown	RDT 92	Haloti Ngata
C 62	Mike Flynn	LOLB 95	Jarret Johnson
RG 66	Ben Grubbs	LILB 52	Ray Lewis
RT 73	Marshal Yanda	RILB 57	Bart Scott
TE 88	Quinn Sypniewski	ROLB 55	Terrell Suggs
WR 85	Derrick Mason	LCB 21	Chris McAlister
QB 9	Steve McNair	RQB 35	Corey Ivy
7	Kyle Boller	SS 26	Dawan Landry
RB 23	Willis McGahee	FS 20	Ed Reed
FB 39	LeRon McClain		

COACHES

Brian Billick, Head Coach; **Rick Neuheisel**, Offensive Coordinator/Quarterbacks; **Rex Ryan**, Defensive Coordinator; **Frank Ganzs Jr.**, Special Teams Coordinator; **Clarence Brooks**, Defensive Line; **Mark Carrier**, Secondary; **Vic Fangio**, Special Assistant to the Head Coach/Defense; **John Fassel**, Special Teams Assistant; **Jedd Fisch**, Asst. Quarterbacks; **Jeff FitzGerald**, Linebackers; **Chris Foerster**, Asst. Head Coach/Offensive Line; **Jeff Friday**, Strength and Conditioning; **Wade Harman**, Tight Ends/Asst. Offensive Line; **Mike Johnson**, Wide Receivers; **Tony Nathan**, Running Backs; **Mike Pettine**, Outside Linebackers; **Paul Ricci**, Asst. Strength and Conditioning; **Greg Roman**, Asst. Offensive Line; **Dennis Thurman**, Secondary

RAVENS HONOR ROLL

Pro Bowl: LB Ray Lewis, RB Willis McGahee, LT Jonathan Ogden, S Ed Reed (starter)

Pro Bowl (1st Alternate): LB Terrell Suggs, ST Gary Stills

Pro Football Weekly's All-Rookie Team: G Ben Grubbs, RS Yamon Figurs

USA Today's All-Joe Team: NT Kelly Gregg, DT Haloti Ngata

NFL Players of the Week: K Matt Stover (Week 6) - Special Teams, RS Yamon Figurs (Week 3) - Special Teams

Ed Block Courage Award: CB Samari Rolle

Ravens Roost Unsung Hero: NT Kelly Gregg

Ravens Roost Extra Effort: G Ben Grubbs

Ravens Nest Player of the Year: LB Jarret Johnson

SEASON TRENDS

Record	5-11	When Scoring First	5-1
vs. AFC North	1-5	When Not Scoring First	0-10
vs. AFC	2-10	Positive or Even Turnover Ratio	5-1
vs. NFC	3-1	Negative Turnover Ratio	0-10
Home	4-4	Winning or Even Penalty Ratio	3-5
Away	1-7	Losing Penalty Ratio	2-6
On Grass	1-4	With a 100-Yard Rusher	0-5
On Artificial Turf	4-7	With a 100-Yard Receiver	0-2
Outdoors	5-11	Without a 100-Yard Rusher	5-6
Indoors	0-0	Without a 100-Yard Receiver	5-9
Leading at Halftime	5-1	When Allowing a 100-Yard Rusher	0-0
Trailing at Halftime	0-9	When Not Allowing a 100-Yard Rusher	5-11
Tied at Halftime	0-1	When Allowing a 100-Yard Receiver	2-4
Leading After 3 Quarters	5-1	When Not Allowing a 100-Yard Receiver	3-7
Tied After 3 Quarters	0-1	With a 300-Yard Passer	0-1
Trailing After 3 Quarters	0-9	Without a 300-Yard Passer	5-10
Winning Coin Toss	4-3	Allowing a 300-Yard (net) Passer	0-1
Losing Coin Toss	1-8	Not Allowing a 300-Yard (net) Passer	5-10
Decided by 7 Points or Less	4-5	Overtime	0-2
Decided By 3 Points or Less	2-2	Preseason	1-3

2008 STATISTICS

RESULTS AND ATTENDANCE

WON 11, LOST 5

WILD CARD/AFC CHAMPIONSHIP GAME

09/07	W	17-10	Cincinnati	70,978
09/21	W	28-10	Cleveland	71,104
09/29	L	20-23 OT	at Pittsburgh	64,038
10/05	L	10-13	Tennessee	71,131
10/12	L	3-31	at Indianapolis	66,153
10/19	W	27-13	at Miami	64,972
10/26	W	29-10	Oakland	71,254
11/02	W	37-27	at Cleveland	73,078
11/09	W	41-13	at Houston	70,552
11/16	L	10-30	at New York Giants	78,849
11/23	W	36-7	Philadelphia	71,379
11/30	W	34-3	at Cincinnati	63,871
12/07	W	24-10	Washington	71,438
12/14	L	9-13	Pittsburgh	71,502
12/20	W	33-24	at Dallas	63,800
12/28	W	27-7	Jacksonville	71,366

TEAM STATISTICS

TOTAL FIRST DOWNS

	RAVENS	OPPONENT
Rushing	132	58
Passing	147	152
Penalty	21	18
3rd Down: Made/Att	95/232	71/212
3rd Down Pct.	40.9	33.5
4th Down: Made/Att	7/11	3/16
4th Down Pct.	63.6	18.8

POSSESSION AVG.

RAVENS	33:10	26:50
--------	-------	-------

TOTAL NET YARDS

RAVENS	5184	4177
--------	------	------

NET YARDS RUSHING

RAVENS	2376	1302
--------	------	------

NET YARDS PASSING

RAVENS	2808	2875
--------	------	------

PUNTS/AVERAGE

RAVENS	84/45.0	92/42.8
--------	---------	---------

NET PUNTING AVG.

RAVENS	84/39.9	92/37.0
--------	---------	---------

PENALTIES/YARDS

RAVENS	103/785	114/792
--------	---------	---------

FUMBLES/BALL LOST

RAVENS	28/9	21/8
--------	------	------

TOUCHDOWNS

RAVENS	42	26
--------	----	----

SCORE BY PERIODS

	1	2	3	4	OT	PTS
RAVENS	58	115	97	115	0	385
Opponents	57	58	66	60	3	244

SCORING

	TD	RU	PA	RT	K/PAT	FG	S	PTS
Stover	0	0	0	0	41/41	27/33	0	122
L. McClain	11	10	1	0	0	0	0	66
McGahee	7	7	0	0	0	0	0	42
D. Mason	5	0	5	0	0	0	0	32
Clayton	4	1	3	0	0	0	0	24
Heap	3	0	3	0	0	0	0	18
Reed	3	0	0	3	0	0	0	18
Flacco	2	2	0	0	0	0	0	12
Suggs	2	0	0	2	0	0	0	12
Wilcox	2	0	2	0	0	0	0	12
Figuers	1	0	1	0	0	0	0	6
Leonhard	1	0	0	1	0	0	0	6
D. Williams	1	0	1	0	0	0	0	6
J. McClain	0	0	0	0	0	2	4	0
Hauschka	0	0	0	0	0/0	1/2	0	3
RAVENS	42	20	16	6	41/41	28/35	3	385
Opponents	26	4	17	5	25/25	21/22	0	244

2-PT. CONVERSIONS: D. Mason, RAVENS 1-1, Opponents 0-1

SACKS: Suggs 8, J. Johnson 5, Pryce 4.5, Lewis 3.5, Ivy 2.5, J. McClain 2.5, Scott 1.5, Ayanbadejo 1, Bannan 1, Leonhard 1, Ngata 1, Reed 1, (group) 1, Jones 0.5, **RAVENS 34, Opponents 33**

FUM/LOST: Flacco 11/2, L. McClain 4/1, Figurs 3/0, McGahee 3/3, D. Mason 2/1, Brown 1/0, Heap 1/1, Leonhard 1/0, Reed 1/0, Rice 1/1

PASSING

	ATT	COMP	YARDS	COMP%	YDS/ATT	TD	TD%	INT	INT%	LG	SACK/LOST	RATING
Flacco	428	257	2971	60.0	6.94	14	3.3	12	2.8	70t	32/276	80.3
T. Smith	4	3	82	75.0	20.50	1	25.0	0	0.0	43	1/1	156.3
Clayton	1	1	32	100.0	32.00	1	100.0	0	0.0	32t	0/0	158.3
RAVENS	433	261	3085	60.3	7.12	16	3.7	12	2.8	70t	33/277	82.8
Opponents	528	276	3132	52.3	5.93	17	3.2	26	4.9	67t	34/257	60.6

RUSHING

	NO	YDS	AVG	LG	TD
L. McClain	232	902	3.9	82t	10
McGahee	170	671	3.9	77t	7
Rice	107	454	4.2	60	0
Flacco	52	180	3.5	38t	2
Clayton	6	81	13.5	42t	1
Parmele	2	27	13.5	31	0
Neal	12	25	2.1	5	0
T. Smith	9	24	2.7	8	0
Koch	1	9	9.0	9	0
D. Mason	1	3	3.0	3	0

RAVENS

RAVENS	592	2376	4.0	82t	20
---------------	------------	-------------	------------	------------	-----------

Opponents

Opponents	366	1302	3.6	77	4
------------------	------------	-------------	------------	-----------	----------

RECEIVING

	NO	YDS	AVG	LG	TD
D. Mason	80	1037	13.0	54	5
Clayton	41	695	17.0	70t	3
Heap	35	403	11.5	30	3
Rice	33	273	8.3	40	0
McGahee	24	173	7.2	35	0
L. McClain	19	123	6.5	25	1
D. Williams	13	180	13.8	70t	1
Neal	7	35	5.0	13	0
Wilcox	5	19	3.8	8	2
Figuers	1	43	43.0	43t	1
Flacco	1	43	43.0	43	0
T. Smith	1	36	36.0	36	0
Jones	1	25	25.0	25	0

RAVENS

RAVENS	261	3085	11.8	70t	16
---------------	------------	-------------	-------------	------------	-----------

Opponents

Opponents	276	3132	11.3	67t	17
------------------	------------	-------------	-------------	------------	-----------

INTERCEPTIONS

	NO	YDS	AVG	LG	TD
Reed	9	264	29.3	107t	2
Lewis	3	43	14.3	29	0
McAlister	3	28	9.3	16	0
Rolle	3	5	1.7	3	0
Suggs	2	86	43.0	44t	2
Ngata	2	8	4.0	7	0
Leonhard	1	35	35.0	35t	1
Washington	1	12	12.0	12	0
Walker	1	0	0.0	0	0
Bannan	1	-4	-4.0	-4	0

RAVENS

RAVENS	26	477	18.3	107t	5
---------------	-----------	------------	-------------	-------------	----------

Opponents

Opponents	12	104	8.7	50t	1
------------------	-----------	------------	------------	------------	----------

PUNTING

	NO	YDS	AVG	NET	TB	IN	LG	BLK
Koch	84	3777	45.0	39.9	9	34	74	0
RAVENS	84	3777	45.0	39.9	9	34	74	0
Opponents	92	3938	42.8	37.0	8	21	59	1

PUNT RETURNS

	RET	FC	YDS	AVG	LG	TD
Figuers	23	11	138	6.0	35	0
Leonhard	20	9	232	11.6	46	0
Reed	1	0	8	8.0	8	0
RAVENS	44	20	378	8.6	46	0
Opponents	38	12	245	6.4	33	0

KICKOFF RETURNS

	NO	YDS	AVG	LG	TD
Figuers	29	608	21.0	39	0
Leonhard	8	163	20.4	30	0
Rice	7	161	23.0	30	0
Copper	2	35	17.5	18	0
Zbikowski	2	48	24.0	26	0
Clayton	1	12	12.0	12	0
J. Johnson	1	13	13.0	13	0
Jones	1	0	0.0	0	0
Neal	1	2	2.0	2	0
RAVENS	50	1007	20.1	39	0
Opponents	76	1720	22.6	100t	2

FIELD GOALS

	1-19	20-29	30-39	40-49	50+
Stover	0/0	11/11	11/12	5/9	0/1
Hauschka	0/0	0/0	0/0	0/0	1/2
RAVENS	0/0	11/11	11/12	5/9	1/1
Opponents	2/2	7/7	6/6	5/6	1/1

Stover: (47N,21G)(48N)(33G,20G)(38G,45N)(37G)(47G,28G)(38G,30G)(41G,32G,22G)(50N)(32B,38G)(44G,42G)(27G,21G)(32G)(28G,26G,28G)(26G,29G,37G,35G)(32G,48N,41G)

Hauschka: (0)(0)(0)(0)(0)(54G)(0)(53N)(0)(0)(0)

Opponents: (43G)(38G)(49G,19G,46G)(35G,26G)(37G)(21G,26G)(22G)(23G,54G)(23G,48G)(19G)(0)(21G)(48N,43G)(31G,30G)(35G)(0)

2008 STATISTICS

DEFENSIVE

FROM COACHES VIDEO

PLAYER	TT	SOLO	AS	SACKS	YDS LOST	INT	RET. YDS	PD	FF	FR
Lewis, Ray	160	84	76	3.5	32.5	3	43	12	1	2
Scott, Bart	104	54	50	1.5	12	0	0	5	0	0
Suggs, Terrell	102	62	40	8	69.5	2	86	11	2	1
Leonhard, Jim	85	61	24	1	7	1	35	6	0	0
Johnson, Jarret	82	46	36	5	32	0	0	4	2	1
Ngata, Haloti	77	43	34	1	8	2	8	4	0	0
Bannan, Justin	56	30	26	1	6	1	-4	3	0	0
Ivy, Corey	46	39	7	2.5	7	0	0	5	1	0
Douglas, Marques	43	24	19	0	0	0	0	0	0	0
Reed, Ed	40	32	8	1	9	9	264	14	1	2
Pryce, Trevor	35	20	15	4.5	23	0	0	6	0	0
Washington, Fabian	34	30	4	0	0	1	12	19	0	0
Walker, Frank	33	28	5	0	0	1	0	14	2	0
Rolle, Samari	27	22	5	0	0	3	5	13	1	0
McAlister, Chris	19	17	2	0	0	3	28	7	0	1
McKinney, Brandon	19	12	7	0	0	0	0	0	0	1
Landry, Dawan	14	9	5	0	0	0	0	0	0	0
McClain, Jameel	8	8	0	2.5	26.5	0	0	0	0	0
Barnes, Antwan	5	3	2	0	0	0	0	0	0	0
Greisen, Nick	5	5	0	0	0	0	0	0	0	0
Oglesby, Evan	4	4	0	0	0	0	0	0	0	1
Nakamura, Haruki	3	2	1	0	0	0	0	1	0	0
Ayanbadejo, Brendon	2	1	1	1	9	0	0	0	0	0
Jones, Edgar	1	1	0	0.5	4.5	0	0	0	0	0
Zbikowski, Tom	1	1	0	0	0	0	0	0	0	0
Stone, Daren	0	0	0	0	0	0	0	1	0	0
TOTALS	1005	638	367	33	246	26	477	125	10	9

SPECIAL TEAMS

FROM COACHES VIDEO

PLAYER	TT	SOLO	AS	FF	FR	BK
Ayanbadejo, Brendon	30	18	12	0	1	0
Zbikowski, Tom	23	19	4	1	0	0
McClain, Jameel	17	8	9	0	0	1
Nakamura, Haruki	14	11	3	0	0	0
Greisen, Nick	12	5	7	0	0	0
Barnes, Antwan	9	7	2	0	0	0
Stone, Daren	8	4	4	0	1	0
Ivy, Corey	7	7	0	0	0	0
Wilcox, Daniel	7	5	2	0	0	0
Gooden, Tavares	6	6	0	0	0	0
Jones, Edgar	6	4	2	0	1	0
Figurs, Yamon	5	4	1	0	0	0
Oglesby, Evan	5	4	1	0	0	0
Koch, Sam	3	3	0	0	0	0
Smith, Marcus	3	3	0	0	0	0
Stover, Matt	2	2	0	0	0	0
Walker, Frank	2	2	0	0	0	0
Copper, Terrance	1	1	0	0	0	0
Hauschka, Steve	1	1	0	0	0	0
Landry, Dawan	1	1	0	0	0	0
Leonhard, Jim	1	1	0	0	0	0
McCune, Robert	1	1	0	0	0	0
Martin, Derrick	1	1	0	0	0	0
TOTALS	165	118	47	1	3	1

TOP THREE

SOLO	SACKS	FF	FR	PD
84 Ray Lewis	8 Terrell Suggs	2 3 Players	2 Ray Lewis	19 Fabian Washington
62 Terrell Suggs	5 Jarret Johnson	1 4 Players	2 Ed Reed	14 Ed Reed
61 Jim Leonhard	4.5 Trevor Pryce		1 5 Players	14 Frank Walker

USUAL STARTERS

OFFENSE			DEFENSE		
WR 89	Mark Clayton	LDT 94	Justin Bannan		
LT 71	Jared Gaither	NT 92	Haloti Ngata		
LG 66	Ben Grubbs	RDT 90	Trevor Pryce		
C 60	Jason Brown	LOLB 95	Jarret Johnson		
RG 65	Chris Chester	LILB 52	Ray Lewis		
RT 79	Willie Anderson	RILB 57	Bart Scott		
TE 86	Todd Heap	ROLB 55	Terrell Suggs		
WR 85	Derrick Mason	LCB 31	Fabian Washington		
QB 5	Joe Flacco	RCB 22	Samari Rolle		
RB 23	Willis McGahee	SS 36	Jim Leonhard		
FB 33	Le'Ron McClain	FS 20	Ed Reed		

COACHES

John Harbaugh, Head Coach; **Rex Ryan**, Asst. Head Coach/Defensive Coordinator; **Cam Cameron**, Offensive Coordinator; **Jerry Rosburg**, Special Teams Coordinator; **Clarence Brooks**, Defensive Line; **Mark Carrier**, Defensive Backs; **John Dunn**, Asst. Strength and Conditioning; **Vic Fangio**, Special Assistant to the Head Coach/Defense; **Wade Harman**, Tight Ends; **Jim Hostler**, Wide Receivers; **Hue Jackson**, Quarterbacks; **Marwan Maalouf**, Assistant Special Teams; **John Matsko**, Offensive Line; **Greg Mattison**, Linebackers; **Andy Moeller**, Assistant Offensive Line; **Wilbert Montgomery**, Running Backs; **Chuck Pagano**, Secondary; **Mike Pettine**, Outside Linebackers; **Bob Rogucki**, Strength and Conditioning; **Craig Ver Steeg**, Offensive Assistant

RAVENS HONOR ROLL

Pro Bowl: ST Brendon Ayanbadejo, LB Ray Lewis (starter), FB Le'Ron McClain (starter), S Ed Reed (starter), OLB Terrell Suggs
Pro Bowl Alternates: DT Haloti Ngata (1st); LB Bart Scott (2nd); WR Derrick Mason (3rd)
Diet Pepsi Rookie of the Year: QB Joe Flacco
USA Today's All-Joe Team: C Jason Brown, P Sam Koch, T Jared Gaither, DT Haloti Ngata
NFL Players of the Month: QB Joe Flacco (Rookie, November) - Offense, S Ed Reed (December) - Defense
NFL Players of the Week: QB Joe Flacco (Week 9) - Offense, P Sam Koch (Week 16) - Special Teams, LB Ray Lewis (Week 10) - Defense, S Ed Reed (Weeks 12, 14) - Defense, OLB Terrell Suggs (Week 7) - Defense
Ed Block Courage Award: S Ed Reed
Ravens Roost Unsung Hero: C Jason Brown
Ravens Roost Extra Effort: P Sam Koch
Ravens Nest Player of the Year: WR Derrick Mason

SEASON TRENDS

	Reg.	Post.		Reg.	Post.
Record	11-5	2-1	When Scoring First	8-2	0-0
vs. AFC North	4-2	0-1	When Not Scoring First	3-3	2-1
vs. AFC	8-4	2-1	Positive Turnover Ratio	11-3	2-0
vs. NFC	3-1	0-0	Negative Turnover Ratio	0-2	0-1
Home	6-2	0-0	Winning Penalty Ratio	8-2	1-0
Away	5-3	2-1	Losing Penalty Ratio	3-3	1-0
On Grass	3-1	2-1	Overtime	0-1	0-0
Artificial Turf	8-4	0-0	Preseason	1-3	N/A
Outdoors	9-4	2-1	With a 100-Yard Rusher	4-0	0-0
Indoors	2-1	0-0	With a 100-Yard Receiver	3-1	0-0
Leading at Halftime	9-2	1-0	Without a 100-yard Rusher	7-5	2-1
Trailing at Halftime	1-2	0-1	Without a 100-yard Receiver	8-4	2-1
Tied at Halftime	1-1	1-0	When Allowing a 100-Yard Rusher	0-0	0-0
Tied After 3 Quarters	0-0	1-0	When Not Allowing a 100-Yard Rusher	11-5	2-1
Leading After 3 Quarters	10-2	1-0	When Allowing a 100-Yard Receiver	0-2	1-0
Trailing After 3 Quarters	1-3	0-1	When Not Allowing a 100-Yard Receiver	11-3	1-1
Winning Coin Toss	1-3	0-1	With a 300-Yard Passer	0-0	0-0
Losing Coin Toss	10-2	2-0	Without a 300-Yard Passer	11-5	2-1
Decided by 7 Points or less	1-3	1-0	When Allowing a 300-Yard Passer	0-0	0-0
Decided by 3 Points or less	0-2	1-0	When Not Allowing a 300-Yard Passer	11-5	2-1

2008 POSTSEASON STATISTICS

RESULTS AND ATTENDANCE

WON 2, LOST 1

01/04	W	27-9	at Miami	74,240
01/10	W	13-10	at Tennessee	69,143
01/18	L	14-23	at Pittsburgh	65,350

TEAM STATISTICS

	RAVENS	OPPONENT
TOTAL FIRST DOWNS	38	50
Rushing	16	10
Passing	18	36
Penalty	4	4
3rd Down: Made/Att	11/38	13/42
3rd Down Pct.	28.9	31.0
4th Down: Made/Att	0/1	0/3
4th Down Pct.	0.0	0.0
POSSESSION AVG.	26:26	33:34
TOTAL NET YARDS	695	942
Avg. Per Game	231.7	314.0
Total Plays	166	198
Avg. Per Play	4.2	4.8
NET YARDS RUSHING	274	220
Avg. Per Game	91.3	73.3
Total Rushes	88	77
NET YARDS PASSING	421	722
Avg. Per Game	140.3	240.7
Sacked/Yards Lost	3/16	8/66
Gross Yards	437	788
Att./Completions	75/33	113/67
Completion Pct.	44.0	59.3
Had Intercepted	3	5
PUNTS/AVERAGE	20/42.3	14/43.5
NET PUNTING AVG.	20/38.1	14/32.4
PENALTIES/YARDS	21/152	22/190
FUMBLES/BALL LOST	4/2	9/4
TOUCHDOWNS	6	4
Rushing	4	1
Passing	1	2
Returns	1	1

SCORE BY PERIODS	1	2	3	4	OT	PTS
RAVENS	10	17	7	20	0	54
OPPONENTS	16	7	3	16	0	42

SCORING	TD	RU	PA	RT	K/PAT	FG	S	PTS
Stover	0	0	0	0	6/6	4/4	0	18
McGahee	2	2	0	0			0	12
Flacco	1	1	0	0			0	6
D. Mason	1	0	1	0			0	6
L. McClain	1	1	0	0			0	6
Reed	1	0	0	1			0	6
RAVENS	6	4	1	1	6/6	4/4	0	54
Opponents	4	1	2	1	3/4	5/6	0	42

2-PT. CONVERSIONS: RAVENS 0-0, Opponents 0-0

SACKS: Suggs 4, Douglas 1, Ngata 1, Pryce 1, Leonhard 0.5, Nakamura 0.5, **RAVENS 8, Opponents 3**

FUM/LOST: Leonhard 2/0, L. McClain 1/1, McGahee 1/1

PASSING	ATT	COMP	YARDS	COMP%	YDS/ATT
Flacco	75	33	437	44.0	5.83
RAVENS	75	33	437	44.0	5.83
Opponents	113	67	788	59.3	6.97

RUSHING

	NO	YDS	AVG	LG	TD
McGahee	39	154	3.9	48	2
L. McClain	32	90	2.8	11	1
Clayton	1	16	16.0	16	0
Flacco	12	5	0.4	5t	1
Neal	2	5	2.5	4	0
Rice	1	2	2.0	2	0
T. Smith	1	2	2.0	2	0
RAVENS	88	274	3.1	48	4
Opponents	77	220	2.9	32	1

RECEIVING

	NO	YDS	AVG	LG	TD
D. Mason	12	190	15.8	48t	1
Clayton	6	79	13.2	37	0
Heap	5	80	16.0	31	0
McGahee	4	26	6.5	11	0
Rice	3	43	14.3	22	0
Neal	2	15	7.5	8	0
Wilcox	1	4	4.0	4	0
RAVENS	33	437	13.2	48t	1
Opponents	67	788	11.8	65t	2

INTERCEPTIONS

	NO	YDS	AVG	LG	TD
Reed	2	76	38.0	64t	1
Leonhard	1	20	20.0	20	0
Washington	1	12	12.0	12	0
Rolle	1	3	3.0	3	0
RAVENS	5	111	22.2	64t	1
Opponents	3	47	15.7	40t	1

PUNTING	NO	YDS	AVG	NET	TB	IN	LG	BLK
Koch	20	845	42.3	38.1	2	7	52	0
RAVENS	20	845	42.3	38.1	2	7	52	0
Opponents	14	609	43.5	32.4	2	1	66	0

PUNT RETURNS	RET	FC	YDS	AVG	LG	TD
Leonhard	9	2	115	12.8	45	0
RAVENS	9	2	115	12.8	45	0
Opponents	10	4	44	4.4	25	0

KICKOFF RETURNS	NO	YDS	AVG	LG	TD
Zbikowski	3	68	22.7	31	0
Figurs	2	19	9.5	18	0
Rice	2	31	15.5	17	0
L. McClain	1	23	23.0	23	0
Wilcox	1	14	14.0	14	0
RAVENS	9	155	17.2	31	0
Opponents	10	237	23.7	34	0

FIELD GOALS	1-19	20-29	30-39	40-49	50+
Stover	0/0	2/2	1/1	1/1	0/0
RAVENS	0/0	2/2	1/1	1/1	0/0
Opponents	1/1	1/1	1/1	2/2	0/1

Stover: (23G,31G)(21G,43G)()

RAVENS: (23G,31G)(21G,43G)()

Opponents: (19G)(51N,27G)(34G,42G,46G)

	TD	TD%	INT	INT%	LG	SACK/LOST	RATING
Flacco	1	1.3	3	4.0	48t	3/16	50.8
RAVENS	1	1.3	3	4.0	48t	3/16	50.8
Opponents	2	1.8	5	4.4	65t	8/66	68.0

DEFENSIVE

FROM COACHES VIDEO

PLAYER	TT	SOLO	AS	SACKS	YDS LOST	INT	RET. YDS	PD	FF	FR
Lewis, Ray	29	23	6	0	0	0	0	1	2	0
Scott, Bart	26	22	4	0	0	0	0	0	0	0
Leonhard, Jim	16	14	2	0.5	5	1	20	1	1	2
Washington, Fabian	15	13	2	0	0	1	12	3	0	1
Ngata, Haloti	12	10	2	1	8	0	0	0	0	0
Bannan, Justin	11	9	2	0	0	0	0	0	0	0
Suggs, Terrell	11	10	1	4	35	0	0	0	0	1
Douglas, Marques	8	4	4	1	7	0	0	0	1	0
Reed, Ed	7	6	1	0	0	2	76	3	0	0
Johnson, Jarret	6	6	0	0	0	0	0	0	1	0
Rolle, Samari	6	4	2	0	0	1	3	2	0	0
Ivy, Corey	5	5	0	0	0	0	0	1	0	0
Walker, Frank	5	5	0	0	0	0	0	2	0	0
Nakamura, Haruki	4	3	1	0.5	5	0	0	0	0	0
McKinney, Brandon	3	2	1	0	0	0	0	0	0	0
Pryce, Trevor	3	3	0	1	6	0	0	1	0	0
Oglesby, Evan	2	2	0	0	0	0	0	0	0	0
Zbikowski, Tom	2	1	1	0	0	0	0	0	0	0
McClain, Jameel	1	1	0	0	0	0	0	0	0	0
TOTALS	172	143	29	8	66	5	111	14	5	4

SPECIAL TEAMS

FROM COACHES VIDEO

PLAYER	TT	SOLO	AS	FF	FR	BK
Ayanbadejo, Brendon	3	3	0	0	0	0
Greisen, Nick	3	3	0	0	0	0
McClain, Jameel	3	2	1	0	0	0
Nakamura, Haruki	3	3	0	0	0	0
Smith, Marcus	3	3	0	0	0	0
Stone, Daren	2	1	1	0	0	0
Jones, Edgar	1	1	0	0	0	0
Katula, Matt	1	1	0	0	0	0
Oglesby, Evan	1	0	1	0	0	0
Walker, Frank	1	1	0	0	0	1
Wilcox, Daniel	1	0	1	0	0	0
Zbikowski, Tom	1	0	1	0	0	0
Leonhard, Jim	0	0	0	0	1	0
TOTALS	23	18	5	0	1	1



2009 STATISTICS

RESULTS AND ATTENDANCE

WON 9, LOST 7

WILD CARD/AFC DIVISIONAL GAME

Date	Opponent	Score	Location	Attendance
09/13	W	38-24	Kansas City	71,099
09/20	W	31-26	at San Diego	66,882
09/27	W	34-3	Cleveland	70,950
10/04	L	21-27	at New England	68,756
10/11	L	14-17	Cincinnati	71,161
10/18	L	31-33	at Minnesota	63,689
11/01	W	30-7	Denver	71,132
11/08	L	7-17	at Cincinnati	64,313
11/16	W	16-0	at Cleveland	69,023
11/22	L	15-17	Indianapolis	71,320
11/29	W	20-17 OT	Pittsburgh	71,314
12/07	L	14-27	at Green Bay	70,286
12/13	W	48-3	Detroit	70,673
12/20	W	31-7	Chicago	71,011
12/27	L	20-23	at Pittsburgh	64,068
01/03	W	21-13	at Oakland	38,400

TEAM STATISTICS

	RAVENS	OPPONENT
TOTAL FIRST DOWNS	320	280
Rushing	115	82
Passing	187	164
Penalty	18	34
3rd Down: Made/Att	89/214	80/218
3rd Down Pct.	41.6%	36.7%
4th Down: Made/Att	6/13	7/17
4th Down Pct.	46.2%	41.2%
POSSESSION AVG.	29:18	30:42
TOTAL NET YARDS	5619	4808
Avg. Per Game	351.2	300.5
Total Plays	1014	991
Avg. Per Play	5.5	4.9
NET YARDS RUSHING	2200	1492
Avg. Per Game	137.5	93.3
Total Rushes	468	435
NET YARDS PASSING	3419	3316
Avg. Per Game	213.7	207.3
Sacked/Yards Lost	36/218	32/190
Gross Yards	3637	3506
Attempts/Completions	510/321	524/306
Completion Pct.	62.9%	58.4%
Had Intercepted	13	22
PUNTS/AVERAGE	74/43.1	79/43.4
NET PUNTING AVG.	37.9	37.2
PENALTIES/YARDS	115/1094	88/741
FUMBLES/BALL LOST	19/9	20/10
TOUCHDOWNS	47	27
Rushing	22	8
Passing	21	17
Returns	4	2

SCORE BY PERIODS	1	2	3	4	OT	PTS
RAVENS	77	81	123	107	3	391
Opponents	57	95	47	62	0	261

SCORING	TD	RU	PA	RT	K/PAT	FG	S	PTS
McGahee	14	12	2	0	0/0	0/0	0	84
Cundiff	0	0	0	0	19/19	12/17	0	55
Hauschka	0	0	0	0	27/28	9/13	0	54
Rice	8	7	1	0	0/0	0/0	0	48
Mason	7	0	7	0	0/0	0/0	0	42
Heap	6	0	6	0	0/0	0/0	0	36
Clayton	2	0	2	0	0/0	0/0	0	12
L. McClain	2	2	0	0	0/0	0/0	0	12
K. Washington	2	0	2	0	0/0	0/0	0	12
Edwards	1	0	0	1	0/0	0/0	0	6
Landry	1	0	0	1	0/0	0/0	0	6
Reed	1	0	0	1	0/0	0/0	0	6
T. Smith	1	1	0	0	0/0	0/0	0	6
Webb	1	0	0	1	0/0	0/0	0	6
D. Williams	1	0	1	0	0/0	0/0	0	6
RAVENS	47	22	21	4	46/47	21/30	0	391
Opponents	27	8	17	2	27/27	24/27	0	261

2-PT. CONVERSIONS: RAVENS 0-0, Opponents 0-0

SACKS: Pryce 6.5, J. Johnson 6, Suggs 4.5, Barnes 3, Gregg 3, Lewis 3, Carr 1.5, Ngata 1.5, Ayanbadejo 1, Edwards 1, Webb 1, **RAVENS 32, Opponents 36**

FUM/LOST: Flacco 8/2, Reed 3/1, Rice 3/3, Carr 2/1, Clayton 1/1, Heap 1/0, McGahee 1/1

RUSHING

	NO	YDS	AVG	LG	TD
Rice	254	1339	5.3	59t	7
McGahee	109	544	5.0	77t	12
L. McClain	46	180	3.9	20	2
Flacco	35	56	1.6	10	0
T. Smith	8	31	3.9	15t	1
Clayton	4	28	7.0	12	0
Parmele	5	17	3.4	7	0
Heap	1	2	2.0	2	0
Mason	1	2	2.0	2	0
K. Washington	1	1	1.0	1	0
Lawrence	4	0	0.0	4	0
RAVENS	468	2200	4.7	77t	22
Opponents	435	1492	3.4	58	8

RECEIVING

	NO	YDS	AVG	LG	TD
Rice	78	702	9.0	63	1
Mason	73	1028	14.1	72t	7
Heap	53	593	11.2	31	6
Clayton	34	480	14.1	54	2
K. Washington	34	431	12.7	28	2
L. McClain	21	141	6.7	19	0
McGahee	15	85	5.7	14	2
D. Williams	8	142	17.8	34	1
L. Smith	2	31	15.5	26	0
Jones	1	8	8.0	8	0
Lawrence	1	4	4.0	4	0
Oher	1	-8	-8.0	-8	0
RAVENS	321	3637	11.3	72t	21
Opponents	306	3506	11.5	81t	17

INTERCEPTIONS

	NO	YDS	AVG	LG	TD
Landry	4	89	22.3	48t	1
Foxworth	4	34	8.5	19	0
Reed	3	111	37.0	52t	1
Carr	2	24	12.0	13	0
Zbikowski	2	13	6.5	21	0
Johnson	2	8	4.0	8	0
Ellerbe	1	28	28.0	28	0
Kruger	1	26	26.0	26	0
Barnes	1	4	4.0	4	0
Ayanbadejo	1	0	0.0	0	0
Walker	1	0	0.0	0	0
Lewis	0	9	----	9	0
RAVENS	22	346	15.7	52t	2
Opponents	13	195	15.0	70	0

PUNTING	NO	YDS	AVG	NET	TB	IN	LG	BLK
Koch	73	3188	43.7	37.9	5	26	60	1
RAVENS	74	3188	43.1	37.9	5	26	60	1
Opponents	79	3426	43.4	37.2	10	24	61	0

PUNT RETURNS	RET	FC	YDS	AVG	LG	TD
Carr	32	17	262	8.2	34	0
Reed	7	1	29	4.1	9	0
Webb	0	0	-1	----	-1	0
RAVENS	39	18	290	7.4	34	0
Opponents	38	12	287	7.6	49t	1

KICKOFF RETURNS	NO	YDS	AVG	LG	TD
Webb	35	918	26.2	95t	1
Carr	13	315	24.2	41	0
Parmele	9	283	31.4	53	0
Edwards	1	14	14.0	14	0
L. McClain	1	17	17.0	17	0
RAVENS	59	1547	26.2	95t	1
Opponents	77	1565	20.3	53	0

FIELD GOALS	1-19	20-29	30-39	40-49	50+	
Cundiff	Bal.	0/0	5/5	4/7	3/3	0/2
Hauschka	0/0	1/1	5/7	3/5	0/0	
RAVENS	0/0	6/6	9/14	6/8	0/2	
Opponents	0/0	12/12	9/11	2/3	1/1	

Cundiff: (games 10-16) (46G, 44G, 38G, 36G, 30N, 20G) (24G, 56N, 29G) () (38G, 25G) (30N, 40G) (27G, 35G) (37N, 51N)
Hauschka: (games 1-9) (44G, 41N) (33G) (36G, 33G) () (29G, 44N) (43G, 35G, 31G) (38N) (36N, 44G)
Opponents: (53G) (29G, 22G, 23G, 25G) (29G) (32G, 33G) (32B, 32G) (40G, 22G, 29G, 31G) () (23G) () (25G) (44G) (28G, 38N, 32G) (45N, 22G) () (26G, 39G, 38G) (37G, 39G)

PASSING	ATT	COMP	YARDS	COMP%	YDS/ATT	TD	TD%	INT	INT%	LG	SACK/LOST	RATING
Flacco	499	315	3613	63.1%	7.2	21	4.2%	12	2.4%	72t	36/218	88.9
T. Smith	9	5	24	55.6%	2.7	0	0.0%	1	11.1%	9	0/0	21.3
Clayton	1	1	0	100.0%	0.0	0	0.0%	0	0.0%	0	0/0	79.2
Rice	1	0	0	0.0%	0.0	0	0.0%	0	0.0%	----	0/0	39.6
RAVENS	510	321	3637	62.9%	7.1	21	4.1%	13	2.5%	72t	36/218	87.4
Opponents	524	306	3506	58.4%	6.7	17	3.2%	22	4.2%	81t	32/190	71.9

2009 STATISTICS

DEFENSIVE

PLAYER	FROM COACHES VIDEO					RET.				
	TT	SOLO	AS	SACKS	LOST	INT	YDS	PD	FF	FR
Lewis, Ray	164	100	64	3	16	0	9	6	3	1
Landry, Dawan	82	74	8	0	0	4	89	11	0	0
Johnson, Jarret	70	49	21	6	45	2	8	4	1	0
Gregg, Kelly	64	40	24	3	3	0	0	0	0	0
Foxworth, Dominique	62	51	11	0	0	4	34	21	0	1
Suggs, Terrell	58	41	17	4.5	33	0	0	5	1	1
Ellerbe, Dannell	55	37	18	0	0	1	28	4	0	1
Reed, Ed	54	50	4	0	0	3	111	6	3	1
Gooden, Tavares	52	29	23	0	0	0	0	2	0	0
Edwards, Dwan	50	30	20	1	2	0	0	1	0	2
Ngata, Haloti	41	23	18	1.5	13	0	0	0	1	1
Washington, Fabian	41	33	8	0	0	0	0	8	0	0
Carr, Chris	39	31	8	1.5	13.5	2	24	9	2	0
Bannan, Justin	37	23	14	0	0	0	0	0	0	0
Pryce, Trevor	37	23	14	6.5	40.5	0	0	0	1	0
Webb, Lardarius	36	25	11	1	4	0	0	6	0	0
McClain, Jameel	29	17	12	0	0	0	0	0	0	0
Ayanbadejo, Brendon	22	14	8	1	5	1	0	1	0	0
Zbikowski, Tom	16	15	1	0	0	2	13	4	0	0
Walker, Frank	14	8	6	0	0	1	0	4	0	1
Kruger, Paul	12	4	8	0	0	1	26	4	0	0
Barnes, Antwan	7	6	1	3	15	1	4	1	1	0
McKinney, Brandon	3	1	2	0	0	0	0	0	0	0
Burgess, Prescott	2	0	2	0	0	0	0	0	0	0
Nakamura, Haruki	1	1	0	0	0	0	0	0	0	0
Talavou, Kelly	1	1	0	0	0	0	0	0	0	0
Williams, Cary	1	1	0	0	0	0	0	0	0	0
Ivy, Corey	0	0	0	0	0	0	0	1	0	0
Totals	1050	727	323	32	190	22	346	98	13	9

SPECIAL TEAMS

PLAYER	FROM COACHES VIDEO					
	TT	SOLO	AS	FF	FR	BK
Burgess, Prescott	34	18	16	0	0	0
McClain, Jameel	33	16	17	1	0	0
Zbikowski, Tom	28	19	9	0	0	0
Jones, Edgar	19	12	7	0	0	0
Lawrence, Matt	16	7	9	1	0	0
Gooden, Tavares	13	8	5	0	0	0
Webb, Lardarius	11	6	5	0	0	0
Carr, Chris	10	7	3	0	0	0
Landry, Dawan	10	9	1	0	0	0
Tyree, David	10	9	1	0	0	0
Ellerbe, Dannell	8	8	0	0	0	0
Barnes, Antwan	7	5	2	0	0	0
Nakamura, Haruki	7	4	3	1	0	0
Parmele, Jalen	7	5	2	0	1	0
Ayanbadejo, Brendon	6	6	0	0	0	0
Williams, Cary	5	4	1	2	0	0
Katula, Matt	4	2	2	0	0	0
Walker, Frank	3	3	0	0	0	0
Gerard, K.J.	2	2	0	0	0	0
Hauschka, Steve	2	2	0	0	0	0
Harper, Justin	1	0	1	0	0	0
McClain, LeRon	1	1	0	0	0	0
Paschal, Marcus	1	0	1	0	0	0
Washington, Kelley	1	1	0	0	0	0
Gregg, Kelly	0	0	0	0	0	1
Totals	241	155	86	5	1	2

TOP THREE

SOLO	SACKS	FF	FR	PD
100 Ray Lewis	6.5 Trevor Pryce	3 Ray Lewis	2 Dwan Edwards	21 Dominique Foxworth
74 Dawan Landry	6 Jarret Johnson	Ed Reed	1 7 Players	11 Dawan Landry
51 Dominique Foxworth	4.5 Terrell Suggs	2 Chris Carr		9 Chris Carr

USUAL STARTERS

OFFENSE		DEFENSE	
WR 89	Mark Clayton	DT 92	Haloti Ngata
LT 71	Jared Gaither	NT 97	Kelly Gregg
LG 66	Ben Grubbs	DE 93	Dwan Edwards
C 77	Matt Birk	SLB 95	Jarret Johnson
RG 73	Marshal Yanda	MIKE 52	Ray Lewis
RT 74	Michael Oher	JACK 56	Tavares Gooden
TE 86	Todd Heap	RLB 55	Terrell Suggs
WR 85	Derrick Mason	LCB 31	Fabian Washington
QB 5	Joe Flacco	RCB 24	Dominique Foxworth
RB 27	Ray Rice	SS 26	Dawan Landry
FB 33	LeRon McClain	FS 20	Ed Reed

COACHES

John Harbaugh, Head Coach; **Jerry Rosburg**, Asst. Head Coach/Special Teams Coordinator; **Cam Cameron**, Offensive Coordinator; **Greg Mattison**, Defensive Coordinator; **Roy Anderson**, Defensive Asst.; **Clarence Brooks**, Defensive Line; **Jason Brooks**, Asst. to the Offense; **Mark Carrier**, Defensive Backs; **John Dunn**, Asst. Strength and Conditioning; **Vic Fangio**, Linebackers; **Wade Harman**, Tight Ends; **Jim Hostler**, Wide Receivers; **Hue Jackson**, Quarterbacks; **Marwan Maalouf**, Asst. Special Teams; **John Matsko**, Offensive Line; **Andy Moeller**, Asst. Offensive Line; **Wilbert Montgomery**, Running Backs; **Chuck Pagano**, Secondary; **Bob Rogucki**, Strength and Conditioning; **Craig Ver Steeg**, Offensive Asst.; **Matt Weiss**, Head Coach's Asst.

RAVENS HONOR ROLL

AP All-Pro: LB Ray Lewis (1st Team), FB LeRon McClain (2nd Team), DT Haloti Ngata (2nd Team), S Ed Reed (2nd Team), RB Ray Rice (2nd Team)
Pro Bowl: LB Ray Lewis (starter), FB LeRon McClain (starter), DT Haloti Ngata (starter), S Ed Reed (starter), RB Ray Rice
Pro Bowl Alternate: G Ben Grubbs (first)
Pro Football Weekly/PFWA's All-NFL Team: DT Haloti Ngata; T Michael Oher (Rookie)
USA Today's All-Joe Team: QB Joe Flacco, T Michael Oher
NFL Players of the Week/Month: LB Brendon Ayanbadejo (Week 3) - Defense, CB Dominique Foxworth (Week 15) - Defense, RB Willis McGahee (Week 17) - Offense, T Michael Oher (Rookie, December)
Ed Block Courage Award: S Dawan Landry
Ravens Roost Unsung Hero: C Matt Birk
Ravens Roost Extra Effort: CB Dominique Foxworth
Ravens Nest Player of the Year: DT Haloti Ngata

SEASON TRENDS

	Reg.	Post.		Reg.	Post.
Record	9-7	1-1	When Scoring First	8-1	1-0
vs. AFC North	3-3	0-0	When Not Scoring First	1-6	0-1
vs. AFC	7-5	1-1	Positive or even Turnover Ratio	7-3	1-0
vs. NFC	2-2	0-0	Negative Turnover Ratio	2-4	0-1
Home	6-2	0-0	Winning Penalty Ratio	1-1	1-0
Away	3-5	1-1	Losing Penalty Ratio	7-6	0-1
On Grass	3-2	0-0	Overtime	1-0	0-0
Artificial Turf	6-5	1-1	With a 100-Yard Rusher	3-2	1-0
Outdoors	9-6	1-0	With a 100-Yard Receiver	2-2	0-0
Indoors	0-1	0-1	Without a 100-yard Rusher	6-5	0-1
Leading at Halftime	8-1	1-0	Without a 100-yard Receiver	7-5	1-1
Trailing at Halftime	0-6	0-1	When Allowing a 100-Yard Rusher	0-3	0-0
Tied at Halftime	1-0	0-0	When Not Allowing a 100-Yard Rusher	9-4	1-1
Tied After 3 Quarters	0-1	0-0	When Allowing a 100-Yard Receiver	1-2	0-0
Leading After 3 Quarters	9-0	1-0	When Not Allowing a 100-Yard Receiver	8-5	1-1
Trailing After 3 Quarters	0-6	0-1	With a 300-Yard Passer	2-1	0-0
Decided by 7 Points or less	2-5	0-0	Without a 300-Yard Passer	7-6	1-1
Decided by 3 Points or less	1-4	0-0	When Allowing a 300-Yard Passer	1-0	0-0
			When Not Allowing a 300-Yard Passer	8-7	1-1



2009 POSTSEASON STATISTICS

RESULTS AND ATTENDANCE

WON 1, LOST 1

01/10	W	33-14	at New England	68,756
01/16	L	3-20	at Indianapolis	67,535

TEAM STATISTICS

	RAVENS	OPPONENT
TOTAL FIRST DOWNS	28	37
Rushing	15	7
Passing	13	25
Penalty	0	5
3rd Down: Made/Att	15/29	9/27
3rd Down Pct.	51.7	33.3
4th Down: Made/Att	0/2	2/3
4th Down Pct.	0.0	66.7
POSSESSION AVG.	29:12	30:49
TOTAL NET YARDS	538	471
Avg. Per Game	269.0	235.5
Total Plays	117	134
Avg. Per Play	4.6	3.5
NET YARDS RUSHING	321	106
Avg. Per Game	160.5	53.0
Total Rushes	71	43
NET YARDS PASSING	217	365
Avg. Per Game	108.5	182.5
Sacked/Yards Lost	1/6	5/35
Gross Yards	223	400
Att./Completions	45/24	86/53
Completion Pct.	53.3	61.6
Had Intercepted	3	4
PUNTS/AVERAGE	9/41.6	11/42.7
NET PUNTING AVG.	9/35.2	11/37.8
PENALTIES/YARDS	10/79	9/66
FUMBLES/BALL LOST	4/3	1/1
TOUCHDOWNS	4	4
Rushing	4	0
Passing	0	4
Returns	0	0

SCORE BY PERIODS	1	2	3	4	OT	PTS
RAVENS	27	0	3	6	0	36
OPPONENTS	3	21	7	3	0	34

SCORING	TD	RU	PA	RT	K/PAT	FG	S	PTS
Cundiff	0	0	0	0	3/3	3/3	0	12
Rice	2	2	0	0			0	12
L. McClain	1	1	0	0			0	6
McGahee	1	1	0	0			0	6
RAVENS	4	4	0	0	3/3	3/3	0	36
Opponents	4	0	4	0	4/4	2/3	0	34

2-PT. CONVERSIONS: RAVENS 0-1, Opponents 0-0

SACKS: Edwards 1, Johnson 1, Lewis 1, Ngata 1, Suggs 1, **RAVENS 5, Opponents 1**

FUM/LOST: Heap 1/0, Reed 1/1, Rice 1/1, Zbikowski 1/1

PASSING	ATT	COMP	YARDS	COMP%	YDS/ATT
Flacco	45	24	223	53.3	4.96
RAVENS	45	24	223	53.3	4.96
Opponents	86	53	400	61.6	4.65

RUSHING

	NO	YDS	AVG	LG	TD
Rice	35	226	6.5	83t	2
McGahee	22	69	3.1	12	1
L. McClain	6	11	1.8	4	1
Clayton	1	8	8.0	8	0
Flacco	7	7	1.0	7	0
RAVENS	71	321	4.5	83t	4
Opponents	43	106	2.5	13	0

RECEIVING

	NO	YDS	AVG	LG	TD
Rice	9	60	6.7	26	0
Mason	5	72	14.4	27	0
Heap	4	35	8.8	11	0
McGahee	2	20	10.0	13	0
Clayton	1	17	17.0	17	0
D. Williams	1	12	12.0	12	0
K. Washington	1	11	11.0	11	0
L. McClain	1	-4	-4.0	-4	0
RAVENS	24	223	9.3	27	0
Opponents	53	400	7.5	24	4

INTERCEPTIONS

	NO	YDS	AVG	LG	TD
Reed	2	63	31.5	38	0
Landry	1	67	67.0	42	0
Carr	1	3	3.0	3	0
RAVENS	4	133	33.3	50	0
Opponents	3	0	0.0	0	0

PUNTING

	NO	YDS	AVG	NET	TB	IN	LG	BLK
Koch	9	374	41.6	35.2	0	3	59	0
RAVENS	9	374	41.6	35.2	0	3	59	0
Opponents	11	470	42.7	37.8	1	3	56	0

PUNT RETURNS

	RET	FC	YDS	AVG	LG	TD
Carr	3	3	34	11.3	34	0
Zbikowski	1	0	0	0.0	0	0
RAVENS	4	3	34	8.5	34	0
Opponents	5	2	57	11.4	28	0

KICKOFF RETURNS

	NO	YDS	AVG	LG	TD
Parmele	5	97	19.4	26	0
L. McClain	1	9	9.0	9	0
Zbikowski	1	30	30.0	30	0
RAVENS	7	136	19.4	30	0
Opponents	7	132	18.9	42	0

FIELD GOALS

	1-19	20-29	30-39	40-49	50+
Cundiff	0/0	3/3	0/0	0/0	0/0
RAVENS	0/0	3/3	0/0	0/0	0/0
Opponents	0/0	0/0	1/1	1/2	0/0

Cundiff: (27G,23G)(25G)
RAVENS: (27G,23G)(25G)
Opponents: (44N)(44G,33G)

DEFENSIVE

FROM COACHES VIDEO

PLAYER	TT	SOLO	AS	SACKS	YDS		RET.		FF	FR
					LOST	INT	YDS	PD		
Lewis, Ray	21	10	11	1	7	0	0	1	0	0
Foxworth, Domonique	17	16	1	0	0	0	0	1	0	0
Ellerbe, Dannell	16	15	1	0	0	0	0	0	0	0
Carr, Chris	10	9	1	0	0	1	3	1	0	0
Suggs, Terrell	10	7	3	1	9	0	0	0	1	1
Edwards, Dwan	9	7	2	1	6	0	0	0	0	0
Johnson, Jarret	8	7	1	1	4	0	0	0	0	0
Landry, Dawan	7	4	3	0	0	1	67*	2	0	0
Ngata, Haloti	7	4	3	1	9	0	0	0	0	0
Walker, Frank	7	6	1	0	0	0	0	1	0	0
Reed, Ed	6	3	3	0	0	2	63	3	0	0
Gregg, Kelly	3	3	0	0	0	0	0	0	0	0
Zbikowski, Tom	2	2	0	0	0	0	0	0	0	0
Bannan, Justin	1	1	0	0	0	0	0	0	0	0
Ivy, Corey	1	1	0	0	0	0	0	0	0	0
Totals	125	95	30	5	35	4	66	9	1	1

*Dawan Landry had an INT at NE (1/10/10) and returned it 42 yards. He also took a lateral from Ed Reed after an INT, which Landry returned an additional 25 yards.

SPECIAL TEAMS

FROM COACHES VIDEO

PLAYER	TT	SOLO	AS	FF	FR	BK
Gooden, Tavares	2	2	0	0	0	0
Katula, Matt	2	2	0	0	0	0
Tyree, David	2	1	1	0	0	0
Foxworth, Domonique	1	1	0	0	0	0
Jones, Edgar	1	1	0	0	0	0
Parmele, Jalen	1	1	0	0	0	0
Walker, Frank	1	1	0	0	0	0
Zbikowski, Tom	1	1	0	0	0	0
Totals	14	12	2	0	0	0

2010 STATISTICS

RESULTS AND ATTENDANCE

WON 12, LOST 4

WILD CARD/DIVISIONAL GAME

Date	Result	Score	Opponent	Attendance
09/13	W	10-9	at New York Jets	78,127
09/19	L	10-15	at Cincinnati	64,071
09/26	W	24-17	Cleveland	71,119
10/03	W	17-14	at Pittsburgh	64,729
10/10	W	31-17	Denver	71,246
10/17	L	20-23 OT	at New England	68,756
10/24	W	37-34 OT	Buffalo	71,220
11/07	W	26-10	Miami	71,305
11/11	L	21-26	at Atlanta	68,474
11/21	W	37-13	at Carolina	73,021
11/28	W	17-10	Tampa Bay	70,989
12/05	L	10-13	Pittsburgh	71,418
12/13	W	34-28 OT	at Houston	71,113
12/19	W	30-24	New Orleans	71,432
12/26	W	20-10	at Cleveland	65,028
01/02	W	13-7	Cincinnati	71,008

TEAM STATISTICS

	RAVENS	OPPONENTS
TOTAL FIRST DOWNS	303	284
Rushing	97	79
Passing	175	187
Penalty	31	18
3rd Down: Made/Att	82/210	87/229
3rd Down Pct.	39.0	38.0
4th Down: Made/Att	4/10	6/12
4th Down Pct.	40.0	50.0
POSSESSION AVG.	30:42	29:18
TOTAL NET YARDS	5166	5102
Avg. Per Game	322.9	318.9
Total Plays	1018	1007
Avg. Per Play	5.1	5.1
NET YARDS RUSHING	1831	1503
Avg. Per Game	114.4	93.9
Total Rushes	487	384
NET YARDS PASSING	3335	3599
Avg. Per Game	208.4	224.9
Sacked/Yards Lost	40/294	27/190
Gross Yards	3629	3789
Att./Completions	491/308	596/349
Completion Pct.	62.7	58.6
Had Intercepted	10	19
PUNTS/AVERAGE	81/43.6	89/43.5
NET PUNTING AVG.	81/39.2	89/39.1
PENALTIES/YARDS	90/673	117/984
FUMBLES/BALL LOST	22/10	24/8
TOUCHDOWNS	40	27
Rushing	11	5
Passing	25	22
Returns	4	0

SCORE BY PERIODS	1	2	3	4	OT	PTS
RAVENS	61	132	75	80	9	357
Opponents	51	73	24	119	3	270

SCORING	TD	RU	PA	RT	K/PAT	FG	S	PTS
Cundiff	0	0	0	0	39/39	26/29	0	117
Boldin	7	0	7	0	0	0	0	42
Mason	7	0	7	0	0	0	0	42
McGahee	6	5	1	0	0	0	0	36
Rice	6	5	1	0	0	0	0	36
Heap	5	0	5	0	0	0	0	30
Houshmandzadeh	3	0	3	0	0	0	0	18
Dickson	1	0	1	0	0	0	0	6
Flacco	1	1	0	0	0	0	0	6
Landry	1	0	0	1	0	0	0	6
Lewis	1	0	0	1	0	0	0	6
D. Reed	1	0	0	1	0	0	0	6
Wilson	1	0	0	1	0	0	0	6
RAVENS	40	11	25	4	39/39	26/29	0	357
Opponents	27	5	22	0	25/25	27/32	0	270

2-PT. CONVERSIONS: RAVENS 0-0, Opponents 1-2

SACKS: Suggs 11, Ngata 5.5, Redding 3, Lewis 2, Johnson 1.5, Ellerbe 1, Kruger 1, Landry 1, J. McClain 1, **RAVENS 27, Opponents 40**

FUM/LOST: Flacco 9/4, McGahee 2/2, E. Reed 2/0, Webb 2/1, Boldin 1/1, Heap 1/0, Houshmandzadeh 1/0, Koch 1/0, Parmele 1/0, Stallworth 1/1, Wilson 1/1

PASSING	ATT	COMP	YARDS	COMP%	YDS/ATT	TD	TD%	INT	INT%	LG	SACK/LOST	RATING
Flacco	489	306	3622	62.6	7.41	25	5.1	10	2.0	67	40/294	93.6
Boldin	1	1	-6	100.0	-6.00	0	0.0	0	0.0	-6	0/0	79.2
Koch	1	1	13	100.0	13.00	0	0.0	0	0.0	13	0/0	118.8
RAVENS	491	308	3629	62.7	7.39	25	5.1	10	2.0	67	40/294	93.6
Opponents	596	349	3789	58.6	6.36	22	3.7	19	3.2	88t	27/190	76.4

RUSHING

	NO	YDS	AVG	LG	TD
Rice	307	1220	4.0	50	5
McGahee	100	380	3.8	30t	5
L. McClain	28	85	3.0	16	0
Flacco	43	84	2.0	14	1
Stallworth	5	45	9.0	19	0
D. Reed	1	15	15.0	15	0
Boldin	2	2	1.0	3	0
Koch	1	0	0.0	0	0
RAVENS	487	1831	3.8	50	11
Opponents	384	1503	3.9	48	5

RECEIVING

	NO	YDS	AVG	LG	TD
Boldin	64	837	13.1	61	7
Rice	63	556	8.8	34	1
Mason	61	802	13.1	42	7
Heap	40	599	15.0	65t	5
Houshmandzadeh	30	398	13.3	56t	3
L. McClain	21	134	6.4	19	0
McGahee	14	55	3.9	32t	1
Dickson	11	152	13.8	58	1
Stallworth	2	82	41.0	67	0
Williams	1	13	13.0	13	0
Pitta	1	1	1.0	1	0
RAVENS	308	3629	11.8	67	25
Opponents	349	3789	10.9	88t	22

INTERCEPTIONS

	NO	YDS	AVG	LG	TD
E. Reed	8	183	22.9	44	0
Wilson	3	12	4.0	12t	1
Webb	2	32	16.0	32	0
Lewis	2	26	13.0	24t	1
Carr	2	13	6.5	12	0
Hamlin	1	0	0.0	0	0
Redding	1	0	0.0	0	0
Landry	0	23	---	23t	1
RAVENS	19	289	15.2	44	3
Opponents	10	191	19.1	66	0

PUNTING

	NO	YDS	AVG	NET	TB	IN	LG	BLK
Koch	81	3530	43.6	39.2	4	39	60	0
RAVENS	81	3530	43.6	39.2	4	39	60	0
Opponents	89	3875	43.5	39.1	4	26	65	0

PUNT RETURNS

	RET	FC	YDS	AVG	LG	TD
Webb	21	12	199	9.5	35	0
Zbikowski	16	8	101	6.3	20	0
Carr	3	0	8	2.7	10	0
E. Reed	3	6	11	3.7	9	0
RAVENS	43	26	319	7.4	35	0
Opponents	34	22	275	8.1	32	0

KICKOFF RETURNS

	NO	YDS	AVG	LG	TD
Parmele	24	562	23.4	39	0
D. Reed	21	616	29.3	103t	1
Wilson	6	117	19.5	26	0
Zbikowski	3	48	16.0	20	0
Carr	1	14	14.0	14	0
Nakamura	0	0	---	---	0
RAVENS	55	1357	24.7	103t	1
Opponents	38	987	26.0	64	0

FIELD GOALS

	1-19	20-29	30-39	40-49	50+
Cundiff	0/0	11/11	8/9	7/8	0/1
RAVENS	0/0	11/11	8/9	7/8	0/1
Opponents	2/2	8/9	8/8	7/10	2/3

Cundiff: (25G) (38G) (51N, 49G) (46N, 33G) (37G) (26G, 25G) (41G, 48G, 38G) (26G, 39G, 37N, 20G, 24G) () (22G, 33G, 49G) (45G) (24G) () (33G, 32G, 27G) (27G, 40G) (25G, 47G)

Opponents: (23G, 28G, 48G) (36G, 30G, 46G, 38G, 25G) (38G) (49N, 45N) (38G) (38G, 24G, 35G) (21G, 50G) (19G, 46N) (28G, 51G) (45G, 40G) (22G) (45G, 19G) (52N, 24G, 42G) (47G) (30G) (29N)



2010 STATISTICS

DEFENSIVE

PLAYER	FROM COACHES VIDEO									
	TT	SOLO	AS	SACKS	YDS LOST	INT	YDS RET.	PD	FF	FR
Lewis, Ray	145	103	42	2	8	2	26	4	2	3
Landry, Dawan	111	83	28	1	10	0	23	3	1	1
McClain, Jameel	91	58	33	1	3	0	0	2	0	1
Johnson, Jarret	77	50	27	1.5	10	0	0	2	2	0
Carr, Chris	67	56	11	0	0	2	13	8	3	0
Ngata, Haloti	65	48	17	5.5	43	0	0	5	0	1
Webb, Lardarius	60	56	4	0	0	2	32	11	0	1
Suggs, Terrell	58	38	20	11	73	0	0	2	2	0
Gregg, Kelly	39	22	17	0	0	0	0	0	0	0
Reed, Ed	39	29	10	0	0	8	183	16	1	0
Redding, Cory	38	29	9	3	21	1	0	4	0	0
Wilson, Josh	36	35	1	0	0	3	12	15	0	0
Washington, Fabian	31	27	4	0	0	0	0	8	0	0
Ellerbe, Dannel	29	22	7	1	13	0	0	1	0	0
Nakamura, Haruki	16	12	4	0	0	0	0	1	0	0
Zbikowski, Tom	16	11	5	0	0	0	0	1	0	0
Gooden, Tavares	14	11	3	0	0	0	0	0	0	0
Cody, Terrence	13	5	8	0	0	0	0	0	0	0
McKinney, Brandon	9	5	4	0	0	0	0	0	0	0
Hamlin, Ken	3	2	1	0	0	1	0	1	0	0
Ayanbadejo, Brendon	2	2	0	0	0	0	0	0	1	0
Burgess, Prescott	2	0	2	0	0	0	0	0	0	0
Pryce, Trevor	1	0	1	0	0	0	0	0	0	0
Kruger, Paul	1	1	0	1	9	0	0	2	0	0
Totals	963	705	258	27	190	19	289	86	12	7

SPECIAL TEAMS

PLAYER	FROM COACHES VIDEO					
	TT	SOLO	AS	FF	FR	BK
Burgess, Prescott	15	13	2	0	0	0
Nakamura, Haruki	13	13	0	0	0	0
Parmele, Jalen	12	10	2	1	0	0
Reed, David	11	10	1	1	0	0
Ellerbe, Dannel	6	3	3	0	0	0
McClain, Jameel	6	3	3	0	0	0
Phillips, Jason	6	4	2	1	0	0
Williams, Cary	6	6	0	0	0	0
Landry, Dawan	5	3	2	0	0	0
Smith, Marcus	5	4	1	0	0	0
Ayanbadejo, Brendon	4	2	2	0	0	0
Dickson, Ed	3	3	0	0	0	0
Gooden, Tavares	3	2	1	0	0	0
Cox, Morgan	2	1	1	0	0	0
Cundiff, Billy	2	2	0	0	0	0
Jones, Edgar	2	2	0	1	0	0
Wilson, Josh	2	2	0	0	1	0
Hamlin, Ken	1	0	1	0	1	0
Koch, Sam	1	1	0	0	0	0
Pitta, Dennis	1	1	0	0	0	0
Stallworth, Donte	1	1	0	0	0	0
Washington, Fabian	1	1	0	0	0	0
Totals	108	87	21	4	2	0

USUAL STARTERS

OFFENSE		DEFENSE	
WR 85	Derrick Mason	DT 92	Haloti Ngata
LT 74	Michael Oher	NT 97	Kelly Gregg
LG 66	Ben Grubbs	DE 93	Cory Redding
C 77	Matt Birk	SAM 95	Jarret Johnson
RG 65	Chris Chester	MIKE 52	Ray Lewis
RT 73	Marshal Yanda	WILL 53	Jameel McClain
TE 86	Todd Heap	RUSH 55	Terrell Suggs
WR 81	Anquan Boldin	LCB 25	Chris Carr
QB 5	Joe Flacco	RCB 37	Josh Wilson
RB 27	Ray Rice	SS 26	Dawan Landry
FB 33	Le'Ron McClain	FS 20	Ed Reed

COACHES

John Harbaugh, Head Coach; **Jerry Rosburg**, Asst. Head Coach/Special Teams Coordinator; **Cam Cameron**, Offensive Coordinator; **Greg Mattison**, Defensive Coordinator; **Roy Anderson**, Defensive Asst./Secondary; **Clarence Brooks**, Defensive Line; **Jason Brooks**, Asst. to the Offense; **John Dunn**, Asst. Strength and Conditioning; **Wade Harman**, Tight Ends; **Jim Hostler**, Wide Receivers; **Marwan Maalouf**, Asst. Special Teams; **John Matsko**, Offensive Line; **Andy Moeller**, Asst. Offensive Line; **Ted Monachino**, Outside Linebackers; **Wilbert Montgomery**, Running Backs; **Chuck Pagano**, Secondary; **Dean Pees**, Linebackers; **Bob Rogucki**, Strength and Conditioning; **Al Saunders**, Senior Offensive Asst.; **Craig Ver Steeg**, Offensive Asst.; **Matt Weiss**, Head Coach's Asst.; **Jim Zorn**, Quarterbacks

RAVENS HONOR ROLL

AP All-Pro:
 LB Ray Lewis (1st Team), FB Le'Ron McClain (2nd Team)
 DT Haloti Ngata (2nd Team), S Ed Reed (2nd Team)
 RB Ray Rice (2nd Team)

Pro Bowl:
 K Billy Cundiff (starter), LB Ray Lewis (starter), DT Haloti Ngata (starter), S Ed Reed (starter), LB Terrell Suggs

Pro Bowl Alternate:
 G Ben Grubbs (first), P Sam Koch (first)

Pro Football Weekly/PFWA's All-NFL Team:
 K Billy Cundiff, DT Haloti Ngata, S Ed Reed

Pro Football Weekly Golden Toe: K Billy Cundiff

USA Today's All-Joe Team: DE Cory Redding

NFL Players of the Week:
 WR Anquan Boldin (Week 4) - Offense
 DT Haloti Ngata (Week 9) - Defense
 WR/RS David Reed (Week 14) - Special Teams
 RB Ray Rice (Week 15) - Offense
 S Ed Reed (Week 16) - Defense

NFL Players of the Month:
 S Ed Reed (Defense, December)
 LB Terrell Suggs (Defense, November)

Ed Block Courage Award: WR Donte' Stallworth

Ravens Roost Unsung Hero: K Billy Cundiff

Ravens Roost Extra Effort: LB Terrell Suggs

SEASON TRENDS

	Reg.	Post.		Reg.	Post.
Record	12-4	1-1	When Scoring First	7-2	1-0
vs. AFC North	4-2	0-1	When Not Scoring First	5-2	0-1
vs. AFC	9-3	1-1	Positive or even Turnover Ratio	91-21	1-0
vs. NFC	3-1	0-0	Negative Turnover Ratio	3-2	0-1
Home	7-1	0-0	Winning Penalty Ratio	18-2	1-1
Away	5-3	1-1	Losing Penalty Ratio	3-1	0-0
On Grass	4-0	1-1	Overtime	2-1	0-0
Artificial Turf	8-4	0-0	With a 100-Yard Rusher	2-0	0-0
Outdoors	11-3	1-1	With a 100-Yard Receiver	2-2	1-0
Indoors	1-1	0-0	Without a 100-yard Rusher	10-4	1-1
Leading at Halftime	11-2	1-1	Without a 100-yard Receiver	10-2	0-1
Trailing at Halftime	1-2	0-0	When Allowing a 100-Yard Rusher	3-0	0-0
Tied at Halftime	0-0	0-0	When Not Allowing a 100-Yard Rusher	9-4	1-1
Tied After 3 Quarters	0-0	0-1	When Allowing a 100-Yard Receiver	4-1	0-0
Leading After 3 Quarters	12-2	1-0	When Not Allowing a 100-Yard Receiver	8-3	1-1
Trailing After 3 Quarters	0-2	0-0	With a 300-Yard Passer	1-0	0-0
Decided by 7 Points or less	8-4	0-1	Without a 300-Yard Passer	11-4	1-1
Decided by 3 Points or less	3-2	0-0	When Allowing a 300-Yard Passer	4-1	0-0
			When Not Allowing a 300-Yard Passer	8-3	1-1

2010 POSTSEASON STATISTICS

RESULTS AND ATTENDANCE

WON 1, LOST 1			
01/09	W	30-7	at Kansas City
01/15	L	24-31	at Pittsburgh
			72,190
			64,879

TEAM STATISTICS

	RAVENS	OPPONENT
TOTAL FIRST DOWNS	28	37
Rushing	6	13
Passing	27	13
Penalty	5	3
3rd Down: Made/Att	14/29	8/22
3rd Down Pct.	48.3	36.4
4th Down: Made/Att	1/2	1/3
4th Down Pct.	50.0	33.3
POSSESSION AVG.	33:38	26:22
TOTAL NET YARDS	516	424
Avg. Per Game	258.0	212.0
Total Plays	131	109
Avg. Per Play	3.9	3.9
NET YARDS RUSHING	177	179
Avg. Per Game	88.5	89.5
Total Rushes	58	50
NET YARDS PASSING	339	245
Avg. Per Game	169.5	122.5
Sacked/Yards Lost	9/51	9/51
Gross Yards	390	296
Att./Completions	64/41	50/28
Completion Pct.	64.1	56.0
Had Intercepted	1	3
PUNTS/AVERAGE	6/46.2	7/49.6
NET PUNTING AVG.	6/39.2	7/35.7
PENALTIES/YARDS	8/94	14/133
FUMBLES/BALL LOST	5/4	4/4
TOUCHDOWNS	6	5
Rushing	2	3
Passing	3	2
Returns	1	0

SCORE BY PERIODS	1	2	3	4	OT	PTS
RAVENS	7	14	13	10	0	54
OPPONENTS	14	0	14	10	0	38

SCORING	TD	RU	PA	RT	K/PAT	FG	S	PTS
Cundiff	0	0	0	0	6/6	4/4	0	18
Rice	2	1	1	0			0	12
Boldin	1	0	1	0			0	6
Heap	1	0	1	0			0	6
McGahee	1	1	0	0			0	6
Redding	1	0	0	1			0	6
RAVENS	6	2	3	1	6/6	4/4	0	54
OPPONENTS	5	3	2	0	5/5	1/2	0	38

2-PT. CONVERSIONS: RAVENS 0-1, OPPONENTS 0-0

SACKS: Suggs 5, Lewis 1, Nakamura 1, Kruger 0.5, Landry 0.5, Ngata 0.5, Redding 0.5, **RAVENS 9, OPPONENTS 9**

FUM/LOST: Flacco 3/2, Nakamura 1/1, Rice 1/1

PASSING	ATT	COMP	YARDS	COMP%	YDS/ATT
Flacco	64	41	390	64.1	6.09
RAVENS	64	41	390	64.1	6.09
OPPONENTS	50	28	296	56.0	5.92

RUSHING

	NO	YDS	AVG	LG	TD
Rice	29	89	3.1	14t	1
McGahee	14	48	3.4	25t	1
Flacco	9	25	2.8	13	0
Parmele	4	13	3.3	6	0
L. McClain	1	1	1.0	1	0
Stallworth	1	1	1.0	1	0
RAVENS	58	177	3.1	25t	2
OPPONENTS	50	179	3.6	41t	3

RECEIVING

	NO	YDS	AVG	LG	TD
Heap	13	151	11.6	21	1
Rice	12	74	6.2	11	1
Boldin	6	62	10.3	27	1
Houshmandzadeh	4	66	16.5	28	0
McGahee	4	24	6.0	10	0
Mason	1	11	11.0	11	0
Dickson	1	2	2.0	2	0
RAVENS	41	390	9.5	28	3
OPPONENTS	28	296	10.6	58	2

INTERCEPTIONS

	NO	YDS	AVG	LG	TD
Landry	1	9	9.0	9	0
Nakamura	1	3	3.0	3	0
Wilson	1	0	0.0	0	0
RAVENS	3	12	4.0	9	0
OPPONENTS	1	17	17.0	17	0

PUNTING

	NO	YDS	AVG	NET	TB	IN	LG	BLK
Koch	6	277	46.2	39.2	1	4	61	0
RAVENS	6	277	46.2	39.2	1	4	61	0
Opponents	7	347	49.6	35.7	3	2	55	0

PUNT RETURNS

	RET	FC	YDS	AVG	LG	TD
Webb	2	1	37	18.5	36	0
RAVENS	2	1	37	18.5	36	0
Opponents	3	1	22	7.3	12	0

KICKOFF RETURNS

	NO	YDS	AVG	LG	TD
Parmele	3	65	21.7	29	0
L. McClain	2	22	11.0	12	0
Webb	2	59	29.5	38	0
RAVENS	7	146	20.9	38	0
Opponents	9	184	20.4	36	0

FIELD GOALS

	1-19	20-29	30-39	40-49	50+
Cundiff	1/1	3/3	0/0	0/0	0/0
RAVENS	1/1	3/3	0/0	0/0	0/0
OPPONENTS	0/0	0/0	1/1	0/1	0/0

Cundiff: (19G,29G,29G)(24G)

OPPONENTS: (1)(43N,35G)

	TD	TD%	INT	INT%	LG	SACK/LOST	RATING
	3	4.7	1	1.6	28	9/51	90.0
RAVENS	3	4.7	1	1.6	28	9/51	90.0
OPPONENTS	2	4.0	3	6.0	58	9/51	61.8

DEFENSIVE

FROM PRESS BOX STATS

PLAYER	TT	SOLO	AS	SACKS	YDS	LOST	INT	YDS	RET.	PD	FF	FR
Landry, Dawan	14	7	7	0.5	2	1	9	2	0	0	0	0
Lewis, Ray	13	9	4	1	10	0	0	0	1	0	0	0
Suggs, Terrell	10	9	1	5	25	0	0	0	1	0	0	0
McClain, Jameel	9	4	5	0	0	0	0	0	0	0	0	0
Carr, Chris	8	7	1	0	0	0	0	0	0	1	0	0
Ellerbe, Dannell	7	5	2	0	0	0	0	0	1	0	0	0
Reed, Ed	7	6	1	0	0	0	0	0	0	1	0	0
Webb, Lardarius	5	5	0	0	0	0	0	0	0	0	0	0
Gregg, Kelly	4	0	4	0	0	0	0	0	0	0	0	0
Johnson, Jarret	4	2	2	0	0	0	0	0	0	0	0	0
Ngata, Haloti	4	3	1	0.5	2	0	1	0	0	0	0	0
Wilson, Josh	4	4	0	0	0	1	0	3	0	0	0	0
McKinney, Brandon	3	2	1	0	0	0	0	1	0	1	0	1
Cody, Terrence	2	1	1	0	0	0	0	0	0	1	0	0
Nakamura, Haruki	2	2	0	1	3	1	3	1	0	0	0	0
Redding, Cory	2	0	2	0.5	4.5	0	0	0	0	1	0	0
Kruger, Paul	1	0	1	0.5	4.5	0	0	0	0	0	0	0
Totals	99	66	33	9	51	3	12	8	4	4		

SPECIAL TEAMS

FROM PRESS BOX STATS

PLAYER	TT	SOLO	AS	FF	FR	BLK
Ayandadejo, Brendan	4	1	3	0	0	0
Burgess, Prescott	3	2	1	0	0	0
Ellerbe, Dannell	2	1	1	0	0	0
Gooden, Tavares	2	2	0	0	0	0
McClain, Jameel	2	2	0	0	0	0
Parmele, Jalen	2	1	1	0	0	0
Cundiff, Billy	1	1	0	0	0	0
Dickson, Ed	1	0	1	0	0	0
Landry, Dawan	1	1	0	0	0	0
Nakamura, Haruki	1	0	1	0	0	0
Smith, Marcus	1	0	1	0	0	0
Totals	20	11	9	0	0	0



2011 STATISTICS

DEFENSIVE STATISTICS

PLAYER	TT	SOLO	AS	SACKS	YDS		RET.		FF	FR
					LOST	INT	YDS	PD		
Lewis, Ray	95	72	23	2	16	1	4	7	2	0
McClain, Jameel	81	47	34	1	4	1	8	5	0	2
Williams, Cary	77	61	16	0	0	0	0	18	2	0
Pollard, Bernard	75	55	20	2	14	1	0	13	3	1
Suggs, Terrell	70	50	20	14	91	2	9	6	7	0
Webb, Lardarius	68	55	13	1	5.5	5	81	20	1	0
Ngata, Haloti	65	37	28	5	21	0	0	5	2	3
Johnson, Jarret	56	40	16	2.5	20.5	0	0	3	1	1
Reed, Ed	52	44	8	1	4	3	25	8	1	0
Redding, Cory	43	29	14	4.5	25	0	0	2	0	1
Cody, Terrence	34	21	13	0	0	0	0	1	0	0
Ayanbadejo, Brendon	27	23	4	1.5	9	0	0	2	0	1
McPhee, Pernel	23	16	7	6	31	0	0	2	1	1
Carr, Chris	19	16	3	1	9	0	0	3	0	0
Jones, Arthur	18	12	6	0	0	0	0	0	0	0
Smith, Jimmy	18	18	0	0	0	2	48	8	0	0
Ellerbe, Dannell	17	13	4	0	0	0	0	0	0	0
Zbikowski, Tom	16	14	2	1	1	0	0	0	0	0
Kruger, Paul	15	12	3	5.5	39	0	0	2	0	2
McKinney, Brandon	14	8	6	0	0	0	0	0	1	0
McClellan, Albert	7	5	2	0	0	0	0	0	0	0
Brown, Chykie	3	3	0	0	0	0	0	1	0	0
Gorrer, Danny	3	3	0	0	0	0	0	4	0	0
Nakamura, Haruki	3	2	1	0	0	0	0	2	0	0
Foxworth, Domonique	2	1	1	0	0	0	0	0	0	0
Burgess, Prescott	1	0	1	0	0	0	0	0	0	0
Totals	902	657	245	48	290	15	175	112	21	12

SPECIAL TEAMS STATISTICS

PLAYER	TT	SOLO	AS	FF	FR	BK
McClellan, Albert	12	10	2	0	0	0
Ayanbadejo, Brendon	9	9	0	0	1	0
Nakamura, Haruki	9	8	1	0	0	0
Zbikowski, Tom	7	7	0	0	0	0
Reed, David	4	3	1	0	0	0
Williams, LaQuan	4	3	1	0	0	0
Wilson, Kris	4	4	0	0	0	0
Jones, Edgar	3	3	0	0	0	0
Burgess, Prescott	2	2	0	0	0	0
Cook, Emanuel	2	2	0	0	0	0
Gorrer, Danny	2	2	0	0	0	0
McClain, Jameel	2	2	0	0	0	0
Pitta, Dennis	2	1	1	0	0	0
Smith, Jimmy	2	2	0	0	0	0
Williams, Chavis	2	1	1	0	0	0
Brown, Chykie	1	1	0	0	0	0
Ellerbe, Dannell	1	1	0	0	0	0
Jones, Arthur	1	1	0	0	0	0
Koch, Sam	1	1	0	0	0	0
McCann, Bryan	1	0	1	0	0	0
Totals	71	63	8	0	1	0

Defensive and special teams statistics reflect press box stats.

USUAL STARTING LINEUPS

OFFENSE

WR 81	Anquan Boldin
LT 78	Bryant McKinnie
LG 66	Ben Grubbs
C 77	Matt Birk
RG 73	Marshal Yanda
RT 74	Michael Oher
TE 84	Ed Dickson
WR 82	Torrey Smith
QB 5	Joe Flacco
RB 27	Ray Rice
FB 44	Vonta Leach

DEFENSE

DT 92	Haloti Ngata
NT 62	Terrence Cody
DE 93	Cory Redding
SAM 95	Jarret Johnson
MIKE 52	Ray Lewis
WILL 53	Jameel McClain
RUSH 55	Terrell Suggs
LCB 21	Lardarius Webb
RCB 29	Cary Williams
SS 31	Bernard Pollard
FS 20	Ed Reed

RAVENS COACHES

John Harbaugh, Head Coach; **Jerry Rosburg**, Assistant Head Coach/Special Teams Coordinator; **Cam Cameron**, Offensive Coordinator; **Chuck Pagano**, Defensive Coordinator; **Roy Anderson**, Defensive Assistant/Secondary; **Teryl Austin**, Secondary; **Clarence Brooks**, Defensive Line; **Jason Brooks**, Offensive Quality Control; **Randy Brown**, Kicking Consultant; **John Dunn**, Assistant Strength and Conditioning; **Wade Harman**, Tight Ends; **Jim Hostler**, Wide Receivers; **Marwan Maalouf**, Assistant Special Teams; **Andy Moeller**, Offensive Line; **Ted Monachino**, Outside Linebackers; **Wilbert Montgomery**, Running Backs; **Dean Pees**, Linebackers; **Bob Rogucki**, Strength and Conditioning; **Craig Ver Steeg**, Offensive Assistant/Quarterbacks; **Todd Washington**, Assistant Offensive Line; **Matt Weiss**, Head Coach's Assistant

RAVENS HONOR ROLL

Def. Player of the Year (AP): OLB Terrell Suggs
Def. Player of the Year (PFW/PFWA): OLB Terrell Suggs
Def. Player of the Year (KC NFL 101): OLB Terrell Suggs

AP All-Pro: OLB Terrell Suggs (1st Team), DT Haloti Ngata (1st Team), S Ed Reed (2nd Team), RB Ray Rice (2nd Team)

Pro Bowl: G Ben Grubbs, FB Vonta Leach (starter), LB Ray Lewis (starter), DT Haloti Ngata (starter), S Ed Reed (starter), RB Ray Rice (starter), OLB Terrell Suggs (starter), G Marshal Yanda

Pro Football Weekly/PFWA's All-NFL Team:
 DT Haloti Ngata, OLB Terrell Suggs

AFC Players of the Week:
 OLB Terrell Suggs (Week 1) - Defense
 LB Ray Lewis (Week 3) - Defense
 OLB Jarret Johnson (Week 4) - Defense
 WR Torrey Smith (Week 11) - Offense
 OLB Terrell Suggs (Week 12) - Defense
 RB Ray Rice (Week 13) - Offense
 OLB Terrell Suggs (Week 14) - Defense
 RB Ray Rice (Week 17) - Offense

AFC Player of the Month:
 OLB Terrell Suggs (Defense, December/January)

Walter Payton NFL Man of the Year: C Matt Birk

Ed Block Courage Award: LS Morgan Cox

Ravens Roost Unsung Hero: G Marshal Yanda

Ravens Roost Extra Effort: WR Torrey Smith

BALTIMORE RAVENS 2011 SEASON REVIEW

	Reg.	Post.		Reg.	Post.
Record	12-4	1-1	When Scoring First	10-0	0-0
vs. AFC North	6-0	0-0	When Not Scoring First	2-4	1-1
vs. AFC	9-3	1-1	Positive or even Turnover Ratio	9-0	1-1
vs. NFC	3-1	0-0	Negative Turnover Ratio	3-4	0-0
Home	8-0	1-0	Winning Penalty Ratio	6-1	1-0
Away	4-4	0-1	Losing Penalty Ratio	4-2	0-1
On Grass	2-3	0-0	Overtime	0-0	0-0
Artificial Turf	10-1	1-1	With a 100-Yard Rusher	6-0	0-0
Outdoors	11-4	1-1	Without a 100-yard Rusher	6-4	1-1
Indoors	1-0	0-0	With a 100-Yard Receiver	4-0	0-1
Leading at Halftime	11-0	1-0	Without a 100-yard Receiver	8-4	1-0
Trailing at Halftime	1-3	0-1	With a 300-Yard Passer	4-0	0-1
Tied at Halftime	0-1	0-0	Without a 300-Yard Passer	8-4	1-0
Tied After 3 Quarters	1-0	0-0	When Allowing a 100-Yard Rusher	1-2	1-0
Leading After 3 Quarters	10-0	1-1	When Not Allowing a 100-Yard Rusher	11-2	0-1
Trailing After 3 Quarters	1-4	0-0	When Allowing a 100-Yard Receiver	3-1	1-0
Decided by 7 Points or less	3-2	1-1	When Not Allowing a 100-Yard Receiver	9-3	0-1
Decided by 3 Points or less	2-0	0-1	When Allowing a 300-Yard Passer	2-1	0-0
			When Not Allowing a 300-Yard Passer	9-3	1-1

2011 POSTSEASON STATISTICS

RESULTS AND ATTENDANCE

WON 1, LOST 1

01/15	W	20-13	Houston (Div.)	71,547
01/22	L	20-23	at New England (AFC Champ.)	68,756

TEAM STATISTICS

	RAVENS	OPPONENT
TOTAL FIRST DOWNS	30	41
Rushing	8	13
Passing	22	26
Penalty	0	2
3rd Down: Made/Att	13/33	10/26
3rd Down Pct.	39.4	38.5
4th Down: Made/Att	0/2	1/2
4th Down Pct.	0.0	50.0
POSSESSION AVG.	32:26	27:34
TOTAL NET YARDS	625	645
Avg. Per Game	312.5	322.5
Total Plays	133	131
Avg. Per Play	4.7	4.9
NET YARDS RUSHING	203	227
Avg. Per Game	101.5	113.5
Total Rushes	62	59
NET YARDS PASSING	422	418
Avg. Per Game	211.0	209.0
Sacked/Yards Lost	8/60	1/5
Gross Yards	482	423
Att./Completions	63/36	71/39
Completion Pct.	57.1	54.9
Had Intercepted	1	5
PUNTS/AVERAGE	13/47.6	7/42.4
NET PUNTING AVG.	43.7	39.0
PENALTIES/YARDS	6/33	4/25
FUMBLES/BALL LOST	4/0	5/2
TOUCHDOWNS	4	3
Rushing	0	3
Passing	4	0
Returns	0	0

SCORE BY PERIODS

	1	2	3	4	OT	PTS
RAVENS	17	10	10	3	0	40
Opponents	6	20	3	7	0	36

SCORING

	TD	RU	PA	RT	K/PAT	FG	S	PTS
Cundiff	0	0	0	0	4/4	4/5	0	16
Boldin	1	0	1	0	0	0	0	6
Pitta	1	0	1	0	0	0	0	6
T. Smith	1	0	1	0	0	0	0	6
Wilson	1	0	1	0	0	0	0	6
RAVENS	4	0	4	0	4/4	4/5	0	40
Opponents	3	3	0	0	3/3	5/6	0	36

2-PT. CONVERSIONS: RAVENS 0-0, Opponents 0-0

SACKS: Kruger 1, RAVENS 1, Opponents 8

FUM/LOST: Boldin 1/0, Flacco 1/0, Rice 1/0, Webb 1/0

PASSING

	ATT	COMP	YARDS	COMP%	YDS/ATT
Flacco	63	36	482	57.1	7.65
RAVENS	63	36	482	57.1	7.65
Opponents	71	39	423	54.9	5.96

RUSHING

	NO	YDS	AVG	LG	TD
Rice	42	127	3.0	12	0
R. Williams	12	49	4.1	9	0
Flacco	6	26	4.3	14	0
Leach	2	1	0.5	1	0
RAVENS	62	203	3.3	14	0
Opponents	59	227	3.8	28	3

RECEIVING

	NO	YDS	AVG	LG	TD
Boldin	10	174	17.4	37	1
Pitta	7	70	10.0	16	1
Rice	5	31	6.2	20	0
T. Smith	4	91	22.8	42	1
Evans	4	69	17.3	30	0
Dickson	3	37	12.3	16	0
Leach	2	9	4.5	6	0
Wilson	1	1	1.0	1t	1
RAVENS	36	482	13.4	42	4
Opponents	39	423	10.8	23	0

INTERCEPTIONS

	NO	YDS	AVG	LG	TD
Webb	3	1	0.3	1	0
J. Smith	1	39	39.0	39	0
E. Reed	1	0	0.0	0	0
RAVENS	5	40	8.0	39	0
Opponents	1	19	19.0	19	0

PUNTING

	NO	YDS	AVG	NET	TB	IN	LG	BLK
Koch	13	619	47.6	43.7	2	2	64	0
RAVENS	13	619	47.6	43.7	2	2	64	0
Opponents	7	297	42.4	39.0	1	0	53	0

PUNT RETURNS

	RET	FC	YDS	AVG	LG	TD
Webb	1	4	4	4.0	4	0
RAVENS	1	4	4	4.0	4	0
Opponents	9	1	11	1.2	10	0

KICKOFF RETURNS

	NO	YDS	AVG	LG	TD
Webb	1	25	25.0	25	0
Zbikowski	1	20	20.0	20	0
RAVENS	2	45	22.5	25	0
Opponents	7	234	33.4	60	0

FIELD GOALS

	1-19	20-29	30-39	40-49	50+
Cundiff	0/0	1/1	1/2	2/2	0/0
RAVENS	0/0	1/1	1/2	2/2	0/0
Opponents	0/0	2/2	2/2	1/1	0/1

Cundiff: (48G,44G)(20G,39G,32N)

Opponents: (40G,33G,50N)(29G,35G,24G)

	TD	TD%	INT	INT%	LG	SACK/LOST	RATING
Flacco	4	6.3	1	1.6	42	8/60	96.1
RAVENS	4	6.3	1	1.6	42	8/60	96.1
Opponents	0	0.0	5	7.0	23	1/5	43.3

DEFENSIVE STATISTICS

PLAYER	TT	SOLO	AS	YDS		RET.		PD	FF	FR
				SACKS	LOST	INT	YDS			
Lewis, Ray	20	12	8	0	0	0	0	1	0	0
Pollard, Bernard	17	10	7	0	0	0	0	1	0	0
Suggs, Terrell	11	7	4	0	0	0	0	1	0	0
Reed, Ed	10	9	1	0	0	1	0	6	0	0
Webb, Lardarius	10	8	2	0	0	3	1	5	0	0
Williams, Cary	10	5	5	0	0	0	0	0	0	0
Cody, Terrence	8	3	5	0	0	0	0	0	0	0
Ellerbe, Dannell	6	3	3	0	0	0	0	0	0	0
Johnson, Jarret	6	3	3	0	0	0	0	0	0	0
Ngata, Haloti	6	2	4	0	0	0	0	1	1	0
Redding, Cory	5	3	2	0	0	0	0	1	0	0
Kruger, Paul	3	2	1	1	5	0	0	0	0	0
McClain, Jameel	3	2	1	0	0	0	0	0	0	0
McKinney, Brandon	3	1	2	0	0	0	0	0	0	0
Smith, Jimmy	3	1	2	0	0	1	39	1	0	0
Ayanbadejo, Brendon	2	0	2	0	0	0	0	0	0	0
Nakamura, Haruki	1	0	1	0	0	0	0	0	0	0
Jones, Art	1	0	1	0	0	0	0	0	0	0
McPhee, Pernell	0	0	0	0	0	0	0	1	0	0
Totals	125	71	54	1	5	5	40	18	1	0

SPECIAL TEAMS STATISTICS

PLAYER	TT	SOLO	AS	FF	FR	BK
Nakamura, Haruki	4	2	2	0	0	0
Cook, Emanuel	2	2	0	0	1	0
Jones, Edgar	2	2	0	0	0	0
McClellan, Albert	2	2	0	0	1	0
Zbikowski, Tom	2	1	1	0	0	0
Ayanbadejo, Brendon	1	1	0	0	0	0
Gorrer, Danny	1	1	0	0	0	0
McClain, Jameel	1	0	1	0	0	0
Williams, Cary	1	1	0	1	0	0
Williams, LaQuan	1	1	0	1	0	0
Smith, Jimmy	0	0	0	0	1	0
Totals	17	13	4	2	3	0

Defensive and special teams statistics reflect press box stats.





We tackle their injuries all season. We can tackle yours, too.

MedStar Health is the official medical provider of the Baltimore Ravens. And MedStar Sports Medicine is available at MedStar Union Memorial Hospital and MedStar Harbor Hospital. Just like the pros, you can get the same premier-level, sports-related care through our network of outpatient rehabilitation facilities, sports medicine specialists and support staff. So whether you're a professional, collegiate or high school athlete, or just a weekend warrior, we can help you get back in the game.

To find a MedStar Sports Medicine physician near you, visit MedStarSportsMed.org/Ravens or call **888-44SPORT** (888-447-7678).



MedStar
Sports Medicine




The Official Medical Team
of the Baltimore Ravens

Champion

HALOTI
NGATA



RECORDS



**TORREY
SMITH**

ALL-TIME RANKINGS: OFFENSE

YARDS PER GAME AVERAGE		RUSHING YARDS/ ATTEMPT		PCT. HAD INTERCEPTED		3RD DOWN EFFICIENCY		KICK RETURN AVERAGE		POINTS PER GAME AVERAGE	
2012 - 16th	(352.5)	2012 - 12th	(4.3)	2012 - 6th	(2.0%)	2012 - 20thT	(36.9%)	2012 - 1st	(27.3)	2012 - 10th	(24.9)
2011 - 15th	(338.7)	2011 - 12th	(4.3)	2011 - 9th	(2.2%)	2011 - 7th	(42.4%)	2011 - 9th	(24.9)	2011 - 12th	(23.6)
2010 - 22nd	(322.9)	2010 - 28th	(3.8)	2010 - 6th	(2.0%)	2010 - 16th	(39.0%)	2010 - 6th	(24.7)	2010 - 16th	(22.3)
2009 - 13th	(351.2)	2009 - 4th	(4.7)	2009 - 10th	(2.5%)	2009 - 11thT	(41.6%)	2009 - 2nd	(26.2)	2009 - 9th	(24.4)
2008 - 18th	(324.0)	2008 - 22nd	(4.0)	2008 - 16th	(2.8%)	2008 - 15th	(40.9%)	2008 - 31st	(20.1)	2008 - 11th	(24.1)
2007 - 22nd	(302.0)	2007 - 17th	(4.0)	2007 - 6th	(2.5%)	2007 - 18th	(38.5%)	2007 - 10th	(23.5)	2007 - 24th	(17.2)
2006 - 17th	(317.0)	2006 - 31st	(3.4)	2006 - 10th	(2.7%)	2006 - 9th	(41.2%)	2006 - 10th	(23.2)	2006 - 12thT	(22.1)
2005 - 24th	(293.3)	2005 - 27th	(3.6)	2005 - 28th	(3.7%)	2005 - 16th	(39.1%)	2005 - 22nd	(21.5)	2005 - 25th	(16.6)
2004 - 31st	(273.4)	2004 - 15th	(4.2)	2004 - 6th	(2.7%)	2004 - 22nd	(35.1%)	2004 - 21st	(20.7)	2004 - 20th	(19.8)
2003 - 21st	(308.1)	2003 - 3rd	(4.8)	2003 - 32nd	(4.5%)	2003 - 27th	(31.9%)	2003 - 15th	(21.4)	2003 - 8th	(24.7)
2002 - 26th	(289.9)	2002 - 14th	(4.2)	2002 - 15th	(2.9%)	2002 - 24th	(37.7%)	2002 - 19th	(21.1)	2002 - 23rd	(19.7)
2001 - 14th	(320.3)	2001 - 25th	(3.7)	2001 - 18thT	(3.9%)	2001 - 19th	(35.7%)	2001 - 3rd	(23.6)	2001 - 18th	(19.9)
2000 - 16th	(313.4)	2000 - 8th	(4.3)	2000 - 21st	(3.8%)	2000 - 11th	(40.3%)	2000 - 12th	(22.3)	2000 - 14th	(20.8)
1999 - 24th	(298.6)	1999 - 10th	(4.1)	1999 - 23rd	(3.7%)	1999 - 31st	(28.4%)	1999 - 19th	(20.3)	1999 - 14th	(20.3)
1998 - 26th	(281.1)	1998 - 15th	(4.0)	1998 - 16th	(3.1%)	1998 - 28th	(30.9%)	1998 - 4th	(24.6)	1998 - 26th	(16.8)
1997 - 9th	(330.7)	1997 - 19th	(3.8)	1997 - 13th	(2.7%)	1997 - 20th	(36.1%)	1997 - 27th	(20.2)	1997 - 16th	(20.4)
1996 - 3rd	(357.7)	1996 - 7th	(4.2)	1996 - 19th	(3.5%)	1996 - 3rd	(43.8%)	1996 - 26th	(20.2)	1996 - 6th	(23.2)

YARDS PER PLAY AVERAGE		PASS NET YARDS/ GAME		SACKS PER PASS PLAY		4TH DOWN EFFICIENCY		GROSS PUNTING AVERAGE		FIELD GOAL PERCENTAGE	
2012 - 16th	(5.4)	2012 - 15th	(233.7)	2012 - 17th	(.063)	2012 - 22nd	(42.9%)	2012 - 8th	(47.1)	2012 - 6th	(90.9%)
2011 - 18th	(5.2)	2011 - 19th	(213.9)	2011 - 13th	(.057)	2011 - 6thT	(57.1%)	2011 - 9th	(46.5)	2011 - 26th	(76.9%)
2010 - 23rd	(5.1)	2010 - 20th	(208.4)	2010 - 25th	(.075)	2010 - 21stT	(40.0%)	2010 - 16th	(43.6)	2010 - 6th	(89.7%)
2009 - 14th	(5.5)	2009 - 18th	(213.7)	2009 - 20th	(.066)	2009 - 19th	(46.2%)	2009 - 19th	(43.1)	2009 - 27th	(70.0%)
2008 - 25th	(4.9)	2008 - 28th	(175.5)	2008 - 22nd	(.071)	2008 - 6th	(63.6%)	2008 - 8th	(45.0)	2008 - 24thT	(80.0%)
2007 - 28th	(4.6)	2007 - 23rd	(189.7)	2007 - 19th	(.065)	2007 - 13th	(52.4%)	2007 - 15th	(43.0)	2007 - 17th	(84.4%)
2006 - 22nd	(5.0)	2006 - 11th	(214.7)	2006 - 2nd	(.031)	2006 - 2nd	(72.7%)	2006 - 18th	(43.0)	2006 - 1st	(93.3%)
2005 - 27th	(4.4)	2005 - 22nd	(193.0)	2005 - 20th	(.069)	2005 - 9th	(57.9%)	2005 - 16th	(42.8)	2005 - 9th	(85.7%)
2004 - 28th	(4.4)	2004 - 31st	(144.5)	2004 - 19th	(.070)	2004 - 30th	(26.7%)	2004 - 22nd	(40.6)	2004 - 3rd	(90.6%)
2003 - 18th	(5.1)	2003 - 32nd	(140.9)	2003 - 31st	(.092)	2003 - 4th	(63.6%)	2003 - 17th	(40.8)	2003 - 9th	(85.0%)
2002 - 25th	(4.9)	2002 - 27th	(177.9)	2002 - 26th	(.079)	2002 - 15th	(53.8%)	2002 - 19th	(40.5)	2002 - 10th	(80.7%)
2001 - 23rd	(4.7)	2001 - 16th	(207.1)	2001 - 14th	(.067)	2001 - 30th	(23.1%)	2001 - 31st	(38.0)	2001 - 5th	(85.7%)
2000 - 21st	(4.7)	2000 - 22nd	(175.9)	2000 - 21st	(.079)	2000 - 31st	(16.7%)	2000 - 20th	(40.2)	2000 - 4th	(89.7%)
1999 - 24th	(4.6)	1999 - 25th	(189.0)	1999 - 27th	(.093)	1999 - 28th	(27.3%)	1999 - 13th	(41.9)	1999 - 7th	(84.8%)
1998 - 19th	(4.9)	1998 - 25th	(179.3)	1998 - 19th	(.079)	1998 - 18thT	(40.0%)	1998 - 16th	(42.9)	1998 - 21stT	(75.0%)
1997 - 12th	(5.1)	1997 - 5th	(231.4)	1997 - 8th	(.059)	1997 - 7thT	(57.1%)	1997 - 14th	(42.7)	1997 - 19thT	(76.5%)
1996 - 1st	(5.6)	1996 - 2nd	(248.6)	1996 - 14th	(.063)	1996 - 25thT	(40.0%)	1996 - 14th	(43.2)	1996 - 22nd	(76.0%)

RUSHING YARDS/ GAME		PASS NET YARDS/ ATTEMPT		1ST DOWNS PER GAME		PUNT RETURN AVERAGE		NET PUNTING AVERAGE	
2012 - 11th	(118.8)	2012 - 15th	(6.2)	2012 - 15th	(19.6)	2012 - 16th	(9.4)	2012 - 6th	(40.8)
2011 - 10th	(124.8)	2011 - 19th	(6.3)	2011 - 15thT	(19.5)	2011 - 19th	(9.6)	2011 - 18th	(38.6)
2010 - 14th	(114.4)	2010 - 13th	(6.8)	2010 - 18th	(18.9)	2010 - 24th	(7.4)	2010 - 4th	(39.2)
2009 - 5th	(137.5)	2009 - 13th	(6.7)	2009 - 13th	(20.0)	2009 - 20th	(7.4)	2009 - 19th	(37.3)
2008 - 4th	(148.5)	2008 - 17th	(6.5)	2008 - 14th	(18.8)	2008 - 19th	(8.6)	2008 - 5th	(39.9)
2007 - 16th	(112.3)	2007 - 29th	(5.4)	2007 - 20th	(18.2)	2007 - 9th	(9.7)	2007 - 24th	(35.5)
2006 - 25th	(102.3)	2006 - 8th	(6.6)	2006 - 22ndT	(17.6)	2006 - 25thT	(7.8)	2006 - 10th	(37.6)
2005 - 21st	(100.3)	2005 - 27th	(5.5)	2005 - 19th	(17.9)	2005 - 1st	(11.1)	2005 - 24th	(35.2)
2004 - 9th	(128.9)	2004 - 31st	(5.0)	2004 - 30th	(16.3)	2004 - 7th	(10.3)	2004 - 23rd	(34.6)
2003 - 1st	(167.1)	2003 - 27th	(5.4)	2003 - 27th	(16.2)	2003 - 24th	(7.7)	2003 - 11th	(34.9)
2002 - 16th	(112.0)	2002 - 25th	(5.9)	2002 - 27th	(16.3)	2002 - 8th	(11.8)	2002 - 20th	(32.9)
2001 - 11th	(113.1)	2001 - 20th	(5.9)	2001 - 8th	(18.7)	2001 - 5th	(11.7)	2001 - 29th	(32.9)
2000 - 5th	(137.4)	2000 - 24th	(5.6)	2000 - 18th	(18.0)	2000 - 1st	(15.8)	2000 - 21st	(33.9)
1999 - 16th	(109.6)	1999 - 28th	(5.5)	1999 - 27th	(16.2)	1999 - 24th	(7.7)	1999 - 15th	(35.1)
1998 - 20th	(101.8)	1998 - 21st	(6.0)	1998 - 30th	(15.2)	1998 - 5th	(12.6)	1998 - 6th	(37.5)
1997 - 22nd	(99.3)	1997 - 11th	(6.3)	1997 - 17th	(18.3)	1997 - 2nd	(13.4)	1997 - 9th	(36.6)
1996 - 14th	(109.1)	1996 - 4th	(7.0)	1996 - 2ndT	(21.1)	1996 - 18th	(9.4)	1996 - 6th	(37.2)

ALL-TIME RANKINGS: DEFENSE

YARDS PER GAME AVERAGE		RUSHING YARDS/ ATTEMPT		PCT. OF PASSES INTERCEPTED		3RD DOWN EFFICIENCY		KICK RETURN AVERAGE		POINTS PER GAME AVERAGE	
2012 - 17th	(350.9)	2012 - 8th	(4.0)	2012 - 19th	(2.3%)	2012 - 7th	(35.8%)	2012 - 13th	(23.2)	2012 - 12thT	(21.5)
2011 - 3rd	(288.9)	2011 - 2nd	(3.5)	2011 - 19th	(2.8%)	2011 - 2nd	(32.1%)	2011 - 31st	(29.2)	2011 - 3rd	(16.6)
2010 - 10th	(318.9)	2010 - 8th	(3.9)	2010 - 13th	(3.2%)	2010 - 15th	(38.0%)	2010 - 32nd	(26.0)	2010 - 3rd	(16.9)
2009 - 3rd	(300.5)	2009 - 1st	(3.4)	2009 - 6th	(4.2%)	2009 - 11th	(36.7%)	2009 - 4th	(20.3)	2009 - 3rd	(16.3)
2008 - 2nd	(261.1)	2008 - 5th	(3.6)	2008 - 2nd	(4.9%)	2008 - 3rd	(33.5%)	2008 - 15th	(22.6)	2008 - 3rd	(15.3)
2007 - 6th	(301.6)	2007 - 1st	(2.8)	2007 - 10th	(3.5%)	2007 - 7th	(36.6%)	2007 - 24th	(23.7)	2007 - 22ndT	(24.0)
2006 - 1st	(264.1)	2006 - 2nd	(3.3)	2006 - 1st	(5.5%)	2006 - 1st	(28.8%)	2006 - 13th	(21.8)	2006 - 1st	(12.6)
2005 - 5th	(284.7)	2005 - 8th	(3.7)	2005 - 27th	(2.1%)	2005 - 10th	(36.1%)	2005 - 16th	(21.8)	2005 - 10th	(18.7)
2004 - 6th	(300.2)	2004 - 2nd	(3.6)	2004 - 3rd	(4.2%)	2004 - 8th	(34.4%)	2004 - 27th	(23.2)	2004 - 6th	(16.8)
2003 - 3rd	(281.0)	2003 - 3rd	(3.4)	2003 - 4th	(4.5%)	2003 - 2nd	(29.4%)	2003 - 16th	(21.4)	2003 - 6th	(17.6)
2002 - 22nd	(334.6)	2002 - 2nd	(3.7)	2002 - 4th	(4.4%)	2002 - 21st	(40.3%)	2002 - 25th	(22.6)	2002 - 19th	(22.1)
2001 - 2nd	(277.9)	2001 - 3rd	(3.4)	2001 - 21st	(2.9%)	2001 - 3rd	(30.8%)	2001 - 19th	(21.8)	2001 - 4th	(16.6)
2000 - 2nd	(247.9)	2000 - 1st	(2.68)	2000 - 4th	(4.4%)	2000 - 5th	(34.1%)	2000 - 10th	(21.3)	2000 - 1st	(10.3)
1999 - 2nd	(263.9)	1999 - 2nd	(3.14)	1999 - 14th	(3.5%)	1999 - 12th	(34.1%)	1999 - 16th	(21.1)	1999 - 6th	(17.3)
1998 - 22nd	(331.1)	1998 - 6th	(3.60)	1998 - 19th	(3.2%)	1998 - 22nd	(39.2%)	1998 - 10th	(20.5)	1998 - 16th	(20.9)
1997 - 25th	(335.2)	1997 - 5th	(3.60)	1997 - 14th	(3.1%)	1997 - 23rd	(40.3%)	1997 - 20th	(22.8)	1997 - 18th	(21.6)
1996 - 30th	(368.1)	1996 - 15th	(3.78)	1996 - 20th	(2.8%)	1996 - 30th	(48.2%)	1996 - 4th	(20.0)	1996 - 28th	(27.6)
YARDS PER PLAY AVERAGE		PASS NET YARDS/ GAME		SACKS PER PASS PLAY		4TH DOWN EFFICIENCY		GROSS PUNTING AVERAGE		FIELD GOAL PERCENTAGE	
2012 - 10th	(5.2)	2012 - 17th	(228.1)	2012 - 17th	(.062)	2012 - 17thT	(50.0%)	2012 - 26th	(46.2)	2012 - 32nd	(94.9%)
2011 - 2nd	(4.6)	2011 - 4th	(196.3)	2011 - 3rd	(.082)	2011 - 21st	(47.6%)	2011 - 8th	(43.6)	2011 - 29th	(90.3%)
2010 - 6th	(5.1)	2010 - 21st	(224.9)	2010 - 32nd	(.043)	2010 - 17thT	(50.0%)	2010 - 17th	(43.5)	2010 - 19th	(84.4%)
2009 - 3rd	(4.9)	2009 - 8thT	(207.3)	2009 - 20th	(.058)	2009 - 6th	(41.2%)	2009 - 13th	(43.4)	2009 - 30th	(88.9%)
2008 - 3rd	(4.5)	2008 - 2nd	(179.7)	2008 - 14th	(.060)	2008 - 1st	(18.8%)	2008 - 9th	(42.8)	2008 - 30th	(95.5%)
2007 - 10th	(5.0)	2007 - 20th	(222.3)	2007 - 16th	(.061)	2007 - 18thT	(53.8%)	2007 - 17th	(43.1)	2007 - 21st	(86.0%)
2006 - 1st	(4.5)	2006 - 6th	(188.2)	2006 - 1st	(.105)	2006 - 7th	(39.1%)	2006 - 29th	(44.9)	2006 - 8th	(73.9%)
2005 - 3rd	(4.6)	2005 - 8th	(184.9)	2005 - 11th	(.074)	2005 - 5thT	(33.3%)	2005 - 7th	(40.5)	2005 - 31st	(93.5%)
2004 - 5th	(4.8)	2004 - 10th	(195.1)	2004 - 12th	(.072)	2004 - 2nd	(25.0%)	2004 - 3rd	(40.1)	2004 - 17th	(83.9%)
2003 - 1st	(4.4)	2003 - 4th	(175.3)	2003 - 1st	(.081)	2003 - 3rd	(29.4%)	2003 - 9th	(40.1)	2003 - 30th	(90.3%)
2002 - 10th	(5.1)	2002 - 26th	(224.4)	2002 - 23rd	(.054)	2002 - 29th	(71.4%)	2002 - 14th	(42.5)	2002 - 29thT	(87.9%)
2001 - 1st	(4.4)	2001 - 8th	(189.7)	2001 - 9th	(.075)	2001 - 11thT	(40.0%)	2001 - 14th	(41.6)	2001 - 2nd	(57.6%)
2000 - 2nd	(4.3)	2000 - 8th	(187.3)	2000 - 22nd	(.062)	2000 - 4th	(21.1%)	2000 - 31st	(44.5)	2000 - 9th	(83.3%)
1999 - 1st	(4.1)	1999 - 6th	(186.9)	1999 - 9th	(.076)	1999 - 19th	(46.7%)	1999 - 21st	(42.9)	1999 - 11thT	(76.0%)
1998 - 18th	(5.0)	1998 - 24th	(224.5)	1998 - 20th	(.067)	1998 - 8th	(36.4%)	1998 - 10th	(42.5)	1998 - 25thT	(86.7%)
1997 - 18th	(5.0)	1997 - 28th	(229.6)	1997 - 18th	(.070)	1997 - 17thT	(50.0%)	1997 - 25th	(44.0)	1997 - 6th	(70.6%)
1996 - 29th	(5.5)	1996 - 30th	(248.1)	1996 - 26th	(.053)	1996 - 18th	(53.8%)	1996 - 13th	(42.4)	1996 - 27th	(90.3%)
RUSHING YARDS/ GAME		PASS NET YARDS/ ATTEMPT		1ST DOWNS PER GAME		PUNT RETURN AVERAGE		NET PUNTING AVERAGE			
2012 - 20th	(122.8)	2012 - 16th	(6.1)	2012 - 21stT	(20.4)	2012 - 7th	(7.8)	2012 - 27th	(41.2)		
2011 - 2nd	(92.6)	2011 - 3rd	(5.9)	2011 - 4th	(16.8)	2011 - 24th	(11.9)	2011 - 14th	(38.4)		
2010 - 5th	(93.9)	2010 - 7th	(6.0)	2010 - 10thT	(17.7)	2010 - 11th	(8.1)	2010 - 27th	(39.1)		
2009 - 5th	(93.3)	2009 - 14th	(6.3)	2009 - 7thT	(17.5)	2009 - 10th	(7.6)	2009 - 11th	(37.2)		
2008 - 3rd	(81.4)	2008 - 3rd	(5.4)	2008 - 1st	(14.3)	2008 - 6th	(6.4)	2008 - 11th	(36.6)		
2007 - 2nd	(79.3)	2007 - 30th	(7.3)	2007 - 2ndT	(16.1)	2007 - 21st	(9.9)	2007 - 18th	(37.4)		
2006 - 2nd	(75.9)	2006 - 2nd	(5.9)	2006 - 1st	(14.8)	2006 - 20th	(9.2)	2006 - 28th	(38.3)		
2005 - 9th	(99.4)	2005 - 2nd	(5.6)	2005 - 10th	(17.3)	2005 - 22nd	(8.7)	2005 - 1st	(33.0)		
2004 - 8thT	(105.1)	2004 - 9th	(6.2)	2004 - 6th	(17.1)	2004 - 14th	(7.8)	2004 - 3rd	(33.1)		
2003 - 6th	(96.0)	2003 - 1st	(5.3)	2003 - 3rd	(15.5)	2003 - 10th	(8.4)	2003 - 13th	(34.0)		
2002 - 13th	(110.1)	2002 - 20th	(6.3)	2002 - 23rd	(19.8)	2002 - 24th	(11.8)	2002 - 10th	(32.8)		
2001 - 4th	(88.2)	2001 - 2nd	(5.5)	2001 - 3rdT	(16.4)	2001 - 3rd	(5.5)	2001 - 4th	(33.6)		
2000 - 1st	(60.6)	2000 - 7th	(5.7)	2000 - 2nd	(13.5)	2000 - 13th	(9.3)	2000 - 5th	(33.1)		
1999 - 2nd	(76.9)	1999 - 1st	(4.9)	1999 - 5thT	(16.2)	1999 - 25th	(10.9)	1999 - 29th	(36.9)		
1998 - 16th	(106.6)	1998 - 23rd	(6.7)	1998 - 17th	(18.6)	1998 - 4th	(7.1)	1998 - 2nd	(33.6)		
1997 - 10th	(105.6)	1997 - 23rd	(6.6)	1997 - 23rd	(19.1)	1997 - 11th	(8.7)	1997 - 11th	(35.5)		
1996 - 23rd	(120.0)	1996 - 29th	(7.4)	1996 - 29th	(21.9)	1996 - 16th	(10.1)	1996 - 16th	(35.6)		

YEAR-BY-YEAR TOTALS/RANKINGS

OFFENSE

YEAR	TOTAL PLAYS	1ST DOWNS	NET RUSH YARDS	LEAGUE RANK	NET PASS YARDS	LEAGUE RANK	TOTAL NET YARDS	LEAGUE RANK	TOTAL POINTS
1996	1,024	338	1,745.....	14	3,978.....	2	5,723.....	3	371
1997	1,043	292	1,589.....	22	3,702.....	5	5,291.....	9	326
1998	926	243	1,629.....	20	2,869.....	25	4,498.....	26	269
1999	1,033	259	1,754.....	16	3,024.....	25	4,778.....	24	324
2000	1,058	288	2,199.....	5	2,815.....	22	5,014.....	16	333
2001	1,080	299	1,810.....	11	3,314.....	16	5,124.....	14	303
2002	947	261	1,792.....	16	2,847.....	27	4,639.....	26	316
2003	1,009	259	2,674.....	1	2,255.....	32	4,929.....	21	391
2004	991	260	2,063.....	9	2,312.....	31	4,375.....	31	317
2005	1,056	286	1,605.....	21	3,088.....	22	4,693.....	24	265
2006	1,017	282	1,637.....	25	3,435.....	11	5,072.....	17	353
2007	1,042	291	1,797.....	16	3,035.....	23	4,832.....	22	275
2008	1,058	300	2,376.....	4	2,808.....	28	5,184.....	18	385
2009	1,014	320	2,200.....	5	3,419.....	18	5,619.....	13	391
2010	1,018	303	1,831.....	14	3,335.....	20	5,166.....	22	357
2011	1,036	312	1,996.....	10	3,423.....	19	5,419.....	15	378
2012	1,042	314	1,901.....	11	3,739.....	15	5,640.....	16	398

DEFENSE

YEAR	TOTAL PLAYS	1ST DOWNS	NET RUSH YARDS	LEAGUE RANK	NET PASS YARDS	LEAGUE RANK	TOTAL NET YARDS	LEAGUE RANK	TOTAL POINTS
1996	1,075	351	1,920.....	23	3,969.....	30	5,889.....	30	441
1997	1,068	306	1,690.....	10	3,673.....	28	5,363.....	25	345
1998	1,050	298	1,705.....	16	3,592.....	24	5,297.....	22	335
1999	1,040	260	1,231.....	2	2,991.....	6	4,222.....	2	277
2000	924	216	970.....	1	2,997.....	8	3,967.....	2	165*
2001	1,010	262	1,411.....	4	3,035.....	8	4,446.....	2	265
2002	1,077	316	1,762.....	13	3,591.....	26	5,353.....	22	354
2003	1,026	248	1,536.....	6	2,805.....	4	4,341.....	3	281
2004	1,009	273	1,681.....	8T	3,122.....	10	4,803.....	6	268
2005	998	277	1,591.....	9	2,964.....	8	4,555.....	5	299
2006	936	236	1,214.....	2	3,011.....	6	4,225.....	1	201
2007	968	258	1,268.....	2	3,557.....	20	4,825.....	6	384
2008	928	228	1,302.....	3	2,875.....	2	4,177.....	2	244
2009	991	280	1,492.....	5	3,316.....	8T	4,808.....	3	261
2010	1,007	284	1,503.....	5	3,599.....	21	5,102.....	10	270
2011	1,002	269	1,482.....	2	3,140.....	4	4,622.....	3	266
2012	1,086	326	1,965.....	20	3,650.....	17	5,615.....	17	344

* 16-game NFL record

DEFENSIVE DOMINANCE

Entering the 2013 season, the Ravens' defense ranks in the Top 3 in several major defensive categories dating back to their 2000 Super Bowl-winning campaign. Below is where Baltimore's stout unit stands since 2000.

POINTS PER GAME ALLOWED (Since 2000)

1. Pittsburgh.....	17.1
2. Baltimore.....	17.3
3. New England.....	18.7

TAKE-AWAYS (Since 2000)

1. Baltimore.....	416
2. Chicago.....	415
3. New England.....	411

NET YARDS ALLOWED (Since 2000)

1. Pittsburgh.....	279.2
2. Baltimore.....	292.5
3. Tampa Bay.....	313.2

RUSHING YARDS ALLOWED (Since 2000)

1. Pittsburgh.....	88.0
2. Baltimore.....	92.2
3. Minnesota.....	102.5

SERVICE/SCORING RECORDS

SERVICE RECORDS

MOST COMPLETE SEASONS

17	Ray Lewis (1996-2012)
13	Matt Stover (1996-2008)
12	Jonathan Ogden (1996-2007)
11	Ed Reed (2002-2012)
	Mike Flynn (1997-2007)

MOST CONSECUTIVE STARTS

80	Joe Flacco (2008-present) Jarret Johnson (2007-11)
73	Michael McCrary (1997-2001) Jamie Sharper (1997-2001)
64	Matt Birk (2009-present) Michael Oher (2009-present) Rod Woodson (1998-2001)

MOST GAMES PLAYED

228	Ray Lewis (1996-2012)
207	Matt Stover (1996-2008)
177	Jonathan Ogden (1996-2007)
160	Ed Reed (2002-12)
149	Terrell Suggs (2003-12)
143	Jarret Johnson (2003-11)

MOST CONSECUTIVE GAMES PLAYED

129	Jarret Johnson (2003-11)
112	Sam Koch (2006-present)
111	Peter Boulware (1997-2003)
110	Matt Stover (2002-08)
105	Terrell Suggs (2003-09)
97	Matt Stover (1996-2002)

SCORING RECORDS

MOST POINTS SCORED

CAREER	
1,464	Matt Stover (402 PATs, 354 FGs), 1996-2008
294	Billy Cundiff (96 PATs, 66 FGs), 2009-11
284	Jamal Lewis (47 TDs, 1 2-pt), 2000-06

SEASON

135	Matt Stover (30 PATs, 35 FGs), 2000
134	Matt Stover (35 PATs, 33 FGs), 2003
132	Justin Tucker (42 PATs, 30 FGs), 2012

GAME

24	Marcus Robinson (11/23/03 vs. Sea.), 4 TDs
18	Ray Rice (10/30/11 vs. Ari.), 3 TDs Torrey Smith (9/25/11 at STL), 3 TDs Anquan Boldin (9/26/10 vs. Cle.), 3 TDs Willis McGahee (1/3/10 at Oak.), 3 TDs Jamal Lewis (twice, 11/19/06 vs. Atl.; 12/7/03 vs. Cin.), 3 TDs Matt Stover (9/21/97 at Ten.), 5 FGs, 3 PATs Qadry Ismail (12/12/99 at Pit.), 3 TDs Jermaine Lewis (12/7/97 vs. Sea.), 3 TDs Michael Jackson (12/22/96 vs. Hou.), 3 TDs

MOST POINTS BY A ROOKIE

SEASON

132	Justin Tucker (2012), 30 FGs, 42 PATs
42	Torrey Smith (2011), 7 TDs
38	Jamal Lewis (2000), 6 TDs, 1 (2-pt.)
26	Clarence Moore (2004), 4 TDs, 1 (2-pt.)

GAME

18	Torrey Smith (9/25/11 at STL), 3 TDs
15	Justin Tucker (12/23/12 vs. NYG), 4 FGs, 3 PATs
14	Justin Tucker (9/10/12 vs. Cin.), 3 FGs, 5 PATs
13	Justin Tucker (11/11/12 vs. Oak), 2 FGs, 7 PATs
12	Clarence Moore (twice, 12/12/04 vs. NYG; 11/14/04 at NYJ), 2 TDs Jamal Lewis (11/26/00 vs. Cle.), 2 TDs Travis Taylor (9/10/00 vs. Jax.), 2 TDs

MOST CONSECUTIVE GAMES SCORING

92	Matt Stover (9/30/02-12/16/07)
----	--------------------------------

MOST TOUCHDOWNS

CAREER

47	Jamal Lewis (2000-06), 45 rush, 2 rec.
41	Todd Heap (2001-10), 41 rec.
39	Ray Rice (2008-12), 33 rush, 6 rec.
35	Willis McGahee (2007-10), 31 rush, 4 rec.

SEASON

15	Ray Rice (2011), 12 rush, 3 rec.
14	Willis McGahee (2009), 12 rush, 2 rec. Jamal Lewis (2003), 14 rush Michael Jackson (1996), 14 rec.
11	LeRon McClain (2008), 10 rush, 1 rec.

GAME

4	Marcus Robinson (vs. Sea., 11/23/03), 4 rec.
3	Ray Rice (10/30/11 vs. Ari.), 3 rush Torrey Smith (9/25/11 at STL), 3 rec. Anquan Boldin (9/26/10 vs. Cle.), 3 rec. Willis McGahee (at Oak., 1/3/10), 3 rush Jamal Lewis (twice, vs. Atl., 11/19/06; vs. Cin., 12/7/03), 3 rush Qadry Ismail (12/12/99 at Pit.), 3 rec. Jermaine Lewis (12/7/97 vs. Sea.), 2 PR, 1 rec. Michael Jackson (12/22/96 vs. Hou.), 3 rec.

MOST TOUCHDOWNS, ROOKIE SEASON

7	Torrey Smith (2011), 7 rec.
6	Jamal Lewis (2000), 6 rush
4	Clarence Moore (2004), 4 rec.

MOST CONSECUTIVE GAMES SCORING A TD

7	Willis McGahee, 2007 (games 6-12)
5	Ray Rice, 2009 (games 5-9) Michael Jackson, 1996 (games 7-11)
4	Willis McGahee, 2009 (games 1-4) Jamal Lewis, 2003 (games 1-4)

MOST (KICKING) PAT ATTEMPTED

CAREER

403	Matt Stover (1996-2008)
96	Billy Cundiff (2009-11)

SEASON

42	Justin Tucker (2012)
41	Matt Stover (2008)
39	Billy Cundiff (2010)

GAME

7	Justin Tucker (11/11/12 vs. Oak.)
6	Billy Cundiff (12/13/09 vs. Det.) Matt Stover (12/19/05 vs. GB)

MOST (KICKING) PAT MADE

CAREER

402	Matt Stover (1996-2008)
96	Billy Cundiff (2009-11)

SEASON

42	Justin Tucker (2012)
41	Matt Stover (2008)
39	Billy Cundiff (2010)

GAME

7	Justin Tucker (11/11/12 vs. Oak.)
6	Billy Cundiff (12/13/09 vs. Det.) Matt Stover (12/19/05 vs. GB)

MOST CONSECUTIVE (KICKING) PAT MADE

389	Matt Stover (10/27/96-12/28/09)
-----	---------------------------------

HIGHEST (KICKING) PAT PERCENTAGE

CAREER (MIN. 40 ATT.)

1.000	Justin Tucker (2012, 42 of 42)
1.000	Billy Cundiff (2009-11, 96 of 96)
.998	Matt Stover (1996-2008, 402 of 403)

MOST 2-POINT CONVERSIONS

CAREER

5	Todd Heap (2001-10)
3	Michael Jackson (1996-98)

SEASON

*4	Todd Heap (2003)
2	Floyd Turner (1998), Michael Jackson (1996)

GAME

**2	Todd Heap (10/19/03 at Cin.) Michael Jackson (10/6/96 vs. NE)
-----	--

MOST FIELD GOALS ATTEMPTED

CAREER

418	Matt Stover (1996-2008)
83	Billy Cundiff (2009-11)

SEASON

39	Matt Stover (2000)
38	Matt Stover (2003)

GAME

6	Billy Cundiff (11/22/09 vs. Ind.) Matt Stover (9/21/97 at Ten.)
---	--

MOST FIELD GOALS MADE

CAREER

354	Matt Stover (1996-2008)
66	Billy Cundiff (2009-11)

* NFL Record

** Ties NFL Record

SEASON

35	Matt Stover (2000)
33	Matt Stover (2003)
30	Justin Tucker (2012) Matt Stover (2005, 2001)

GAME

5	Billy Cundiff (10/16/11 vs. Hou.) Billy Cundiff (11/22/09 vs. Ind.) Matt Stover (10/14/07 vs. STL) Matt Stover (10/8/00 at Jax.) Matt Stover (12/26/99 vs. Cin.) Matt Stover (9/21/97 at Ten.)
---	---

MOST CONSECUTIVE FIELD GOALS MADE

36	Matt Stover (10/31/05-11/19/06)
22	Matt Stover (11/7/99-9/17/00)

MOST FIELD GOALS, 1 QUARTER

3	Matt Stover (11/18/07 vs. Cle. - 4th qrt) Matt Stover (9/17/06 vs. Oak. - 1st qrt) Matt Stover (10/31/05 at Pit. - 4th qrt) Matt Stover (11/7/04 vs. Cle. - 2nd qrt) Matt Stover (10/26/03 vs. Den. - 2nd qrt) Matt Stover (1/7/02 vs. Min. - 2nd qrt) Matt Stover (12/26/99 vs. Cin. - 2nd qrt) Matt Stover (11/24/96 vs. Jax. - 2nd qrt)
---	---

MOST CONSECUTIVE GAMES SCORING FGS

*38	Matt Stover (10/31/99 - 12/16/01)
-----	-----------------------------------

LONGEST FIELD GOAL MADE

56	Justin Tucker (9/16/12 at Phi.) Wade Richey (9/14/03 vs. Cle.)
54	Justin Tucker (10/21/12 at Hou.) Steve Hauschka (11/9/08 at Hou.)

LONGEST FIELD GOAL ATTEMPTED

56	Justin Tucker (9/16/12 at Phi.) Billy Cundiff (11/29/09 vs. Pit.) Wade Richey (9/14/03 vs. Cle.)
55	J.R. Jenkins (9/15/02 vs. TB)

HIGHEST FIELD GOAL PERCENTAGE

CAREER (MIN. 50 ATT.)

84.7	Matt Stover (1996-2008), 354 of 418
79.5	Billy Cundiff (2009-11), 66 of 83

SEASON (MIN. 16 ATT.)

93.3	Matt Stover (2006), 28-30
90.9	Justin Tucker (2012), 30-33
90.6	Matt Stover (2004), 29-32
89.7	Billy Cundiff (2010), 26-29 Matt Stover (2000), 35-39

MOST SAFETIES

CAREER

2	Jameel McClain (2008-11)
1	Ray Lewis (1996-2011) Ed Reed (2002-11) Rob Burnett (1996-2001) Michael McCrary (1997-2002) Adalius Thomas (2000-06)

SEASON

2	Jameel McClain (2008)
1	Ed Reed (2006) Ray Lewis (1999) Adalius Thomas (2006) Michael McCrary (2000) Rob Burnett (1998)

GAME

1	7 times, last by Jameel McClain (11/23/08 vs. Phi.)
---	--



ALL-TIME SCORING

RK	NAME (SEASONS)	-----TOUCHDOWNS-----				-----PATS-----		--FIELD GOALS--		2PT	S	PTS
		TOTAL	RUN	REC	RET	MADE	ATT	MADE	ATT			
1	Matt Stover (1996-2008)	0	0	0	0	402	403	354	418	0	0	1,464
2	Billy Cundiff (2009-11)	0	0	0	0	96	96	66	83	0	0	294
3	Jamal Lewis (2000-06)	47	45	2	0	0	0	0	0	1	0	284
4	Todd Heap (2001-10)	41	0	41	0	0	0	0	0	5	0	256
5	Ray Rice (2008-12)	39	33	6	0	0	0	0	0	0	0	234
6	Willis McGahee (2007-10)	35	31	4	0	0	0	0	0	0	0	210
7	Derrick Mason (2005-10)	29	0	29	0	0	0	0	0	1	0	176
8	Jermaine Lewis (1996-2001)	22	0	16	6	0	0	0	0	0	0	132
	Justin Tucker (2012)	0	0	0	0	42	42	30	33	0	0	132
10	Michael Jackson (1996-98)	18	0	18	0	0	0	0	0	3	0	114
11	Derrick Alexander (1996-97)	18	0	18	0	0	0	0	0	1	0	110
	Qadry Ismail (1999-2001)	18	0	18	0	0	0	0	0	1	0	110
13	Torrey Smith (2011-12)	15	0	15	0	0	0	0	0	0	0	90
	Travis Taylor (2000-04)	15	0	15	0	0	0	0	0	0	0	90
15	Anquan Boldin (2010-12)	14	0	14	0	0	0	0	0	1	0	86
16	Mark Clayton (2005-09)	14	2	12	0	0	0	0	0	0	0	84
	Le'Ron McClain (2007-10)	14	12	2	0	0	0	0	0	0	0	84
18	Ed Reed (2002-12)	13	0	0	13	0	0	0	0	0	1	80
19	Priest Holmes (1997-2000)	11	10	1	0	0	0	0	0	0	0	66
20	Dennis Pitta (2010-12)	10	0	10	0	0	0	0	0	0	0	60
21	Steve Hauschka (2008-09)	0	0	0	0	27	28	10	15	0	0	57
22	Bam Morris (1996-97)	9	8	1	0	0	0	0	0	0	0	54
23	Patrick Johnson (1998-2001, 2005)	8	0	7	1	0	0	0	0	0	0	48
	Daniel Wilcox (2004-08)	8	0	8	0	0	0	0	0	0	0	48
25	Floyd Turner (1996, 1998)	7	0	7	0	0	0	0	0	2	0	46
26	Chester Taylor (2002-05)	7	4	3	0	0	0	0	0	1	0	44
27	Joe Flacco (2008-12)	7	7	0	0	0	0	0	0	0	0	42
	Eric Green (1996-98)	7	0	7	0	0	0	0	0	0	0	42
	Chris McAlister (1999-2008)	7	0	0	7	0	0	0	0	0	0	42
	Errict Rhett (1998-99)	7	5	2	0	0	0	0	0	0	0	42
	Shannon Sharpe (2000-01)	7	0	7	0	0	0	0	0	0	0	42
	Brandon Stokley (1999-2002)	7	0	7	0	0	0	0	0	0	0	42
33	Ed Dickson (2010-12)	6	0	6	0	0	0	0	0	0	0	36
	Marcus Robinson (2003-03)	6	0	6	0	0	0	0	0	0	0	36
35	Earnest Byner (1996-97)	5	4	1	0	0	0	0	0	1	0	32
	Clarence Moore (2004-06)	5	0	5	0	0	0	0	0	1	0	32
	Adalius Thomas (2000-06)	5	0	0	5	0	0	0	0	0	1	32
38	Jason Brookins (2001)	5	5	0	0	0	0	0	0	0	0	30
	Terry Jones (2002-05)	5	0	5	0	0	0	0	0	0	0	30
	Rod Woodson (1998-2001)	5	0	0	5	0	0	0	0	0	0	30
41	Justin Armour (1999)	4	0	4	0	0	0	0	0	0	0	24
	Obafemi Ayanbadejo (1999-2001)	4	2	2	0	0	0	0	0	0	0	24
	Randy Hymes (2002-05)	4	0	4	0	0	0	0	0	0	0	24
	Jacoby Jones (2012)	4	0	1	3	0	0	0	0	0	0	24
	Alan Ricard (2001-05)	4	2	0	2	0	0	0	0	0	0	24
	Musa Smith (2003-07)	4	4	0	0	0	0	0	0	0	0	24
	Demetrius Williams (2006-09)	4	0	4	0	0	0	0	0	0	0	24
48	Ray Lewis (1996-2012)	3	0	0	3	0	0	0	0	0	1	20
49	Terry Allen (2001)	3	3	0	0	0	0	0	0	0	0	18
	Stoney Case (1999)	3	3	0	0	0	0	0	0	0	0	18
	Devard Darling (2004-07)	3	0	3	0	0	0	0	0	0	0	18
	Yamon Figurs (2007-08)	3	0	1	2	0	0	0	0	0	0	18
	T.J. Houshmandzadeh (2010)	3	0	3	0	0	0	0	0	0	0	18
	Dawan Landry (2006-10)	3	0	0	3	0	0	0	0	0	0	18
	B.J. Sams (2004-07)	3	1	0	2	0	0	0	0	0	0	18
	Lardarius Webb (2009-12)	3	0	0	3	0	0	0	0	0	0	18
	Chad Williams (2002-05)	3	0	0	3	0	0	0	0	0	0	18
58	Vinny Testaverde (1996-97)	2	2	0	0	0	0	0	0	1	0	14
59	Kyle Boller (2003-07)	2	2	0	0	0	0	0	0	0	0	12
	Sam Gash (2000-02)	2	0	2	0	0	0	0	0	0	0	12
	Jay Graham (1997-99)	2	2	0	0	0	0	0	0	0	0	12
	Corey Harris (1998-2001)	2	0	0	2	0	0	0	0	0	0	12
	Jarret Johnson (2003-11)	2	0	0	2	0	0	0	0	0	0	12
	Ron Johnson (2002-03)	2	0	1	1	0	0	0	0	0	0	12
	Brian Kinchen (1996-98)	2	0	2	0	0	0	0	0	0	0	12
	Ovie Mughelli (2003-06)	2	0	2	0	0	0	0	0	0	0	12
	Jonathan Ogden (1996-07)	2	0	2	0	0	0	0	0	0	0	12
	Roosevelt Potts (1998)	2	0	2	0	0	0	0	0	0	0	12
	Troy Smith (2007-09)	2	2	0	0	0	0	0	0	0	0	12
	Terrell Suggs (2003-12)	2	0	0	2	0	0	0	0	0	0	12
	Kelley Washington (2009)	2	0	2	0	0	0	0	0	0	0	12
	Ricky Williams (2011)	2	2	0	0	0	0	0	0	0	0	12
73	Jameel McClain (2008-12)	1	0	0	1	0	0	0	0	0	2	10
74	Chuck Evans (1999-2000)	1	0	1	0	0	0	0	0	1	0	8
	Shayne Graham (2011)	0	0	0	0	2	2	2	2	0	0	8
	Sam Koch (2006-12)	1	1	0	0	0	0	0	0	1	0	8

ALL-TIME SCORING (CONT'D)

RK	NAME (SEASONS)	TOUCHDOWNS				PATS		FIELD GOALS		2PT	S	PTS
		TOTAL	RUN	REC	RET	MADE	ATT	MADE	ATT			
77	Anthony Allen (2011-12)	1	1	0	0	0	0	0	0	0	0	6
	Mike Anderson (2006-07)	1	1	0	0	0	0	0	0	0	0	6
	Herman Arvie (1996)	1	0	1	0	0	0	0	0	0	0	6
	Jeff Blake (2002)	1	1	0	0	0	0	0	0	0	0	6
	Lamont Brightful (2002-03)	1	0	0	1	0	0	0	0	0	0	6
	Mike Caldwell (1996)	1	0	0	1	0	0	0	0	0	0	6
	Kenyon Cotton (1997-98)	1	1	0	0	0	0	0	0	0	0	6
	Randall Cunningham (2001)	1	1	0	0	0	0	0	0	0	0	6
	Greg DeLong (1999)	1	0	1	0	0	0	0	0	0	0	6
	Darnell Dinkins (2004-05)	1	0	1	0	0	0	0	0	0	0	6
	Tandon Doss (2011-12)	1	0	1	0	0	0	0	0	0	0	6
	Dwan Edwards (2004-09)	1	0	0	1	0	0	0	0	0	0	6
	Elvis Grbac (2001)	1	1	0	0	0	0	0	0	0	0	6
	Kevin Johnson (2004)	1	0	1	0	0	0	0	0	0	0	6
	James Jones (1996-98)	1	0	1	0	0	0	0	0	0	0	6
	John Jones (2000-03)	1	0	1	0	0	0	0	0	0	0	6
	Antonio Langham (1996-97)	1	0	0	1	0	0	0	0	0	0	6
	Vonta Leach (2011-12)	1	1	0	0	0	0	0	0	0	0	6
	Jim Leonhard (2008)	1	0	0	1	0	0	0	0	0	0	6
	Steve McNair (2006-07)	1	1	0	0	0	0	0	0	0	0	6
	Haloti Ngata (2006-12)	1	0	0	1	0	0	0	0	0	0	6
	Bernard Pierce (2012)	1	1	0	0	0	0	0	0	0	0	6
	Ronnie Prude (2006-07)	1	0	0	1	0	0	0	0	0	0	6
	David Reed (2010-12)	1	0	0	1	0	0	0	0	0	0	6
	James Roe (1996-98)	1	0	1	0	0	0	0	0	0	0	6
	Cory Ross (2006-07)	1	1	0	0	0	0	0	0	0	0	6
	Deion Sanders (2004-05)	1	0	0	1	0	0	0	0	0	0	6
	Jamie Sharper (1997-2001)	1	0	0	1	0	0	0	0	0	0	6
	Duane Starks (1998-2001)	1	0	0	1	0	0	0	0	0	0	6
	Quinn Sypniewski (2006-07)	1	0	1	0	0	0	0	0	0	0	6
	Tyrod Taylor (2011-12)	1	1	0	0	0	0	0	0	0	0	6
	Calvin Williams (1996)	1	0	1	0	0	0	0	0	0	0	6
	Cary Williams (2009-12)	1	0	0	1	0	0	0	0	0	0	6
	Josh Wilson (2010)	1	0	0	1	0	0	0	0	0	0	6
111	Wade Richey (2003-04)	0	0	0	0	0	0	1	2	0	0	3
112	Rob Burnett (1996-2001)	0	0	0	0	0	0	0	0	0	1	2
	Ben Coates (2000)	0	0	0	0	0	0	0	0	1	0	2
	Carwell Gardner (1996)	0	0	0	0	0	0	0	0	1	0	2
	Justin Green (2005-07)	0	0	0	0	0	0	0	0	1	0	2
	Michael McCrary (1997-2002)	0	0	0	0	0	0	0	0	0	1	2

ALL-TIME DEFENSIVE TDs (52 REGULAR SEASON, 5 PLAYOFFS)

1996

- LB Mike Caldwell 45 INT return; 11/24 vs. Jax.

1997

- CB Antonio Langham 40 INT return; 11/30 at Jax.

1998

- S Rod Woodson 60 INT return; 9/13 at NYJ
- S Rod Woodson 18 INT return; 11/8 vs. Oak.

1999

- S Rod Woodson 66 INT return; 11/7 at Cle.
- CB Duane Starks 43 INT return; 11/21 at Cin.
- S Rod Woodson 47 INT return; 12/5 vs. Ten.
- S Corey Harris 24 INT return; 12/19 vs. NO

2000

- CB Chris McAlister 98 INT return; 12/24 vs. NYJ

2000 POSTSEASON

- LB Ray Lewis 50 INT return; 1/7/01 at Ten.
- CB Duane Starks 49 INT return; 1/28/01 vs. NYG

2001

- S Rod Woodson 47 INT return; 12/2 vs. Ind.
- LB Jamie Sharper 8 FR; 1/7/02 vs. Min.

2002

- LB Adalius Thomas 25 INT return; 11/10 vs. Cin.
- S Chad Williams 98 INT return; 12/1 at Cin.

2003

- S Ed Reed 54 INT return; 9/14 vs. Cle.
- CB Chris McAlister 83 INT return; 10/12 vs. Ari.
- LB Ray Lewis 29 INT return; 11/30 vs. SF
- S Chad Williams 52 INT return; 12/21 at Cle.

2003 POSTSEASON

- S Will Demps 56 INT return; 1/3/04 vs. Ten.

2004 (RAVENS LED NFL IN DEFENSIVE TDs)

- CB Chris McAlister 51 INT return; 9/19 vs. Pit.
- S Ed Reed 22 FR; 10/10 at Was.
- S Deion Sanders 48 INT return; 10/24 vs. Buf.
- S Ed Reed 106 INT return; 11/7 vs. Cle.
- S Chad Williams 44 INT return; 11/21 vs. Dal.
- CB Chris McAlister 64 FR; 12/5 vs. Cin.
- OLB Jarret Johnson 6 INT return; 1/2/05 vs. Mia.

2005

- LB Adalius Thomas 20 INT return; 12/4 vs. Hou.
- LB Adalius Thomas 35 FR; 12/19 vs. GB
- LB Adalius Thomas 9 FR; 1/1/06 at Cle.

2006 (RAVENS LED NFL IN DEFENSIVE TDs)

- CB Chris McAlister 60 INT return; 9/10 at TB
- CB Ronnie Prude 12 INT return; 10/29 at NO
- S Dawan Landry 12 INT return; 10/29 at NO
- S Ed Reed 25 INT (CB Samari Rolle lateral); 11/5 vs. Cin
- LB Adalius Thomas 57 FR; 11/26 vs. Pit.
- CB Chris McAlister 31 INT return; 12/31 vs. Buf.

2007

- LB Ray Lewis 35 INT return; 11/18 vs. Cle.

2008

- S Ed Reed 32 INT return; 9/21 vs. Cle.
- LB Terrell Suggs 44 INT return; 10/19 at Mia.
- LB Terrell Suggs 42 INT return; 11/2 at Cle.
- S Ed Reed 107 INT return; 11/23 vs. Phi.*
- S Jim Leonhard 35 INT return; 11/30 at Cin.
- S Ed Reed 22 FR; 12/7 vs. Was.

2008 POSTSEASON

- S Ed Reed 64 INT return; 1/4/09 at Mia.

2009

- DE Dwan Edwards FR in end zone; 10/4 at NE
- S Ed Reed 52 INT return; 10/11 vs. Cin.
- S Dawan Landry 48 INT return; 11/16 at Cle.

2010

- LB Ray Lewis 24 INT return; 11/21 at Car.
- S Dawan Landry 23 INT (S Ed Reed lateral); 11/21 at Car.
- CB Josh Wilson 12 INT return in OT; 12/13 at Hou.

2010 POSTSEASON

- DE Cory Redding 13 FR; 1/15/11 at Pit.

2011

- DT Haloti Ngata 28 FR; 9/25 at STL
- LB Jameel McClain 6 FR; 10/2 vs. NYJ
- LB Jarret Johnson 26 FR; 10/2 vs. NYJ
- CB Lardarius Webb 73 INT return; 10/2 vs. NYJ

2012

- S Ed Reed 34 INT return; 9/10 vs. Cin.
- CB Cary Williams 63 INT return; 9/27 vs. Cle.

* NFL Record



PASSING RECORDS

CAREER PASSING YARDS

RK	NAME (SEASONS)	ATT.	CMP.	PCT.	YDS.	AVG./ ATT.	TD	PCT TD	INT.	PCT INT.	LG	SACKS/ YDS.LOST	RATE
1	Flacco, Joe (2008-12)	2,489	1,507	60.5	17,633	7.08	102	4.1	56	2.2	74t	174/1,218	86.3
2	Boller, Kyle (2003-08)	1,311	746	56.9	7,846	5.98	45	3.4	44	3.4	77t	102/660	71.9
3	Testaverde, Vinny (1996-97)	1,019	596	58.5	7,148	7.01	51	5.0	34	3.3	86t	54/399	82.8
4	McNair, Steve (2006-07)	673	428	63.6	4,163	6.19	18	2.7	16	2.4	87t	25/169	79.9
5	Banks, Tony (1999-2000)	594	319	53.7	3,714	6.25	25	4.2	16	2.7	76t	53/342	75.7
6	Grbac, Elvis (2001)	467	265	56.7	3,033	6.49	15	3.2	18	3.9	77t	28/215	71.1
7	Wright, Anthony (2002-05)	444	258	58.1	2,781	6.26	15	3.4	17	3.8	64	38/272	71.9
8	Zeier, Eric (1996-98)	318	184	57.9	2,367	7.44	12	3.8	5	1.6	92	39/262	87.3
9	Blake, Jeff (2002)	295	165	55.9	2,084	7.06	13	4.4	11	3.7	77t	30/203	77.3
10	Harbaugh, Jim (1998)	293	164	56.0	1,839	6.28	12	4.1	11	3.8	66t	23/145	72.9
11	Dilfer, Trent (2000)	226	134	59.3	1,502	6.65	12	5.3	11	4.9	59t	23/135	76.6
12	Redman, Chris (2000-03)	198	106	53.5	1,111	5.61	7	3.5	5	2.5	36	17/113	71.3
13	Case, Stoney (1999)	170	77	45.3	988	5.81	3	1.8	8	4.7	54t	17/116	50.3
14	Cunningham, Randall (2001)	89	54	60.7	573	6.44	3	3.4	2	2.2	30	12/66	81.3
15	Smith, Troy (2007-09)	89	48	53.9	558	6.27	3	3.4	1	1.1	79t	5/30	79.7
16	Mitchell, Scott (1999)	56	24	42.9	236	4.21	1	1.8	4	7.1	28t	6/30	31.5
17	Taylor, Tyrod (2011-12)	30	18	60.0	197	6.57	0	0.0	1	3.3	25	5/33	65.6
18	Clayton, Mark (2005-09)	5	2	40.0	32	6.40	1	20.0	0	0.0	32t	0/0	101.7
19	Koch, Sam (2006-12)	1	1	100.0	13	13.00	0	0.0	0	0.0	13	0/0	118.8
20	Lewis, Jermaine (1996-2001)	1	1	100.0	3	3.00	0	0.0	0	0.0	3	0/0	79.2
21	Rice, Ray (2008-12)	2	1	50.0	1	0.50	1	50.0	0	0.0	1t	0/0	95.8
	Richardson, Wally (1997-98)	2	1	50.0	1	0.50	0	0.0	0	0.0	1	0/0	56.3
23	Heap, Todd (2001-10)	1	0	0.0	0	0.00	0	0.0	0	0.0	0	0/0	39.6
	Holmes, Priest (1997-2000)	1	0	0.0	0	0.00	0	0.0	1	100.0	0	0/0	0.0
	Hymes, Randy (2002-05)	3	0	0.0	0	0.00	0	0.0	0	0.0	0	0/0	39.6
	Zastudil, Dave (2002-05)	1	0	0.0	0	0.00	0	0.0	0	0.0	0	0/0	39.6
27	Boldin, Anquan (2010-12)	1	1	100.0	(-6)	-6.00	0	0.0	0	0.0	0	0/0	79.2
28	Richardson, Kyle (1997-2001)	1	1	100.0	(-11)	-11.00	0	0.0	0	0.0	-11	0/0	79.2

ALL 300-YARD GAMES

429	Vinny Testaverde vs. STL, 10/27/96 (31 of 51)
389	Joe Flacco at STL, 9/25/11 (27 of 48)
385	Joe Flacco at Min., 10/18/09 (28 of 43)
382	Joe Flacco vs. NE, 9/23/12 (28 of 39)
373	Steve McNair at Ten., 11/12/06 (29 of 47)
366	Vinny Testaverde vs. Jax., 11/24/96 (31 of 50)
356	Joe Flacco vs. Cle., 9/27/12 (28 of 46)
355	Joe Flacco at SD, 11/25/12 (30 of 51)
353	Vinny Testaverde vs. NE, 10/6/96 (29 of 45)
349	Eric Zeier at Cin., 12/21/97 (28 of 41)
342	Joe Flacco vs. NE., 9/27/09 (25 of 35)
341	Joe Flacco vs. Oak., 11/11/12 (21 of 33)
338	Vinny Testaverde at Den., 10/20/96 (27 of 45)
336	Joe Flacco vs. Ari., 10/30/11 (31 of 51)
336	Jeff Blake at Pit., 12/29/02 (19 of 26)
332	Tony Banks vs. Ten., 12/5/99 (18 of 31)
331	Vinny Testaverde vs. Mia., 10/19/97 (32 of 47)
326	Elvis Grbac at Cin., 9/23/01 (33 of 63)
322	Vinny Testaverde vs. Jax., 8/31/97 (24 of 41)
319	Anthony Wright vs. Sea., 11/23/03 (20 of 37)
318	Vinny Testaverde at Ten., 9/21/97 (23 of 37)
316	Jeff Blake vs. NO, 12/8/02 (18 of 39)
309	Joe Flacco vs. NYG, 12/23/12 (25 of 36)
307	Joe Flacco vs. KC, 9/13/09 (26 of 43)
307	Steve McNair at Cle., 9/30/07 (34 of 53)
307	Vinny Testaverde vs. Hou., 12/22/96 (23 of 32)
305	Joe Flacco vs. Hou., 10/16/11 (20 of 33)
302	Kyle Boller at Cin., 10/19/03 (15 of 27)
302	Eric Zeier vs. Sea., 12/7/97 (17 of 28)
301	Joe Flacco at Car., 11/21/10 (24 of 33)
300	Joe Flacco at Pit., 11/6/11 (28 of 47)

Current Ravens in Bold

LONGEST PASS PLAYS

92	Eric Zeier to Derrick Alexander vs. Sea., 12/7/97	61	Joe Flacco to Anquan Boldin vs. Pit., 12/5/10
87t	Steve McNair to Mark Clayton at KC, 12/10/06	59t	Trent Dilfer to Shannon Sharpe vs. Dal., 11/19/00
86t	Vinny Testaverde to Michael Jackson vs. Hou., 12/22/96	59t	Tony Banks to Qadry Ismail at Pit., 12/12/99
83t	Eric Zeier to Derrick Alexander at Cin., 12/21/97	58	Joe Flacco to Ed Dickson vs. Den., 10/10/10
79t	Troy Smith to Derrick Mason at Sea., 12/23/07	58t	Jim Harbaugh to Jermaine Lewis at SD, 11/15/98
77t	Kyle Boller to Demetrius Williams vs. Cle., 12/17/06	57t	Kyle Boller to Randy Hymes vs. KC, 10/4/04
77t	Jeff Blake to Jamal Lewis vs. NO, 12/8/02	57t	Elvis Grbac to Qadry Ismail at Ten., 11/12/01
77t	Elvis Grbac to Qadry Ismail vs. Ten., 10/7/01	56	Joe Flacco to Anquan Boldin vs. Hou., 10/16/11
76t	Tony Banks to Qadry Ismail at Pit., 12/12/99	56t	Joe Flacco to T.J. Houshmandzadeh at Car., 11/21/10
76t	Tony Banks to Patrick Johnson vs. Ten., 12/5/99	56t	Eric Zeier to Jermaine Lewis at Jax., 9/20/98
74t	Joe Flacco to Torrey Smith at STL, 9/25/11	56	Jim Harbaugh to Eric Green at Jax., 9/20/98
73t	Kyle Boller to Travis Taylor at Cin., 10/19/03	54	Joe Flacco to Torrey Smith at SD, 11/25/12
73	Tony Banks to Billy Davis at Cin., 11/21/99	54	Joe Flacco to Mark Clayton vs. Pit., 11/29/09
73t	Eric Zeier to Jermaine Lewis vs. Cin., 9/27/98	54	Joe Flacco to Derrick Mason at Ind., 10/12/08
72t	Joe Flacco to Derrick Mason vs. Cle., 9/27/09	54t	Tony Banks to Qadry Ismail at Pit., 12/12/99
70t	Joe Flacco to Mark Clayton at Cin., 11/30/08	54	Tony Banks to Qadry Ismail vs. Ten., 12/5/99
70t	Joe Flacco to Demetrius Williams vs. Oak., 10/26/08	54t	Stoney Case to Justin Armour at Atl., 10/3/99
67	Joe Flacco to Donte' Stallworth vs. Pit., 12/5/10	54t	Vinny Testaverde to Michael Jackson vs. Jax., 8/31/97
66t	Jim Harbaugh to Floyd Turner at Ten., 12/6/98	53t	Joe Flacco to Mark Clayton vs. Phi., 11/23/08
65t	Joe Flacco to Todd Heap vs. TB, 11/28/10	53	Kyle Boller to Devard Darling vs. NE, 12/3/07
65t	Steve McNair to Mark Clayton at Ten., 11/12/06	53t	Tony Banks to Qadry Ismail at Pit., 9/3/00
65t	V. Testaverde to Michael Jackson at SF, 11/17/96	53	Jim Harbaugh to Jermaine Lewis vs. Ind., 11/29/98
64	Anthony Wright to Travis Taylor vs. Cin., 12/7/03	53	Jim Harbaugh to Michael Jackson at GB, 10/25/98
64	Jeff Blake to Travis Taylor at Atl., 11/3/02	53	Vinny Testaverde to Derrick Alexander vs. Pit., 12/1/96
64	Tony Banks to Patrick Johnson vs. Cin., 12/26/99	52	Joe Flacco to Torrey Smith vs. Cin., 9/10/12
64t	Eric Zeier to Jermaine Lewis vs. Pit., 9/6/98	52	Joe Flacco to Ray Rice vs. NYJ, 10/2/11
64t	V. Testaverde to Derrick Alexander vs. NO, 9/29/96	52	Kyle Boller to Mark Clayton vs. NE, 12/3/07
63	Joe Flacco to Ray Rice at Min., 10/18/09	52	Kyle Boller to Clarence Moore at Phi., 10/31/04
63	Elvis Grbac to Travis Taylor at Den., 9/30/01	52t	Vinny Testaverde to Bam Morris at Jax., 11/10/96
62t	Joe Flacco to Derrick Mason vs. Det., 12/13/09	52t	Stoney Case to Patrick Johnson at Atl., 10/3/99
62t	Kyle Boller to Mark Clayton vs. Car., 10/15/06	51t	Joe Flacco to Torrey Smith vs. Hou., 10/16/11
61t	Joe Flacco to Dennis Pitta vs. Den., 12/16/12		



PASSING RECORDS

PASSING RECORDS

HIGHEST QUARTERBACK PASSER RATING

CAREER (MIN. 450 ATT.)

86.3 Joe Flacco (2008-12)
 82.8 Vinny Testaverde (1996-97)
 79.9 Steve McNair (2006-07)

SEASON (MIN. 300 ATT.)

93.6 Joe Flacco (2010)
88.9 Joe Flacco (2009)
 88.7 Vinny Testaverde (1996)

GAME (MIN. 15 ATT.)

136.8 Kyle Boller (12/19/05 vs. GB)
135.6 Joe Flacco (12/20/09 vs. Chi.)
 134.7 Tony Banks (12/5/99 vs. Ten.)

MOST PASS ATTEMPTS

CAREER

2,489 Joe Flacco (2008-12)
 1,311 Kyle Boller (2003-08)
 1,019 Vinny Testaverde (1996-97)

SEASON

549 Vinny Testaverde (1996)
542 Joe Flacco (2011)
531 Joe Flacco (2012)

GAME

63 Elvis Grbac (9/23/01 at Cin.)
 53 Steve McNair (9/30/07 at Cle.)
52 Joe Flacco (11/13/11 at Sea.)

MOST PASS COMPLETIONS

CAREER

1,507 Joe Flacco (2008-12)
 746 Kyle Boller (2003-08)
 596 Vinny Testaverde (1996-97)

SEASON

325 Vinny Testaverde (1996)
317 Joe Flacco (2012)
315 Joe Flacco (2009)

GAME

34 Steve McNair (9/30/07 at Cle.)
 33 Elvis Grbac (9/23/01 at Cin.)
 32 Vinny Testaverde (10/19/97 vs. Mia.)

MOST PASSING YARDAGE

CAREER

17,633 Joe Flacco (2008-12)
 7,846 Kyle Boller (2003-08)
 7,148 Vinny Testaverde (1996-97)

SEASON

4,177 Vinny Testaverde (1996)
3,817 Joe Flacco (2012)
3,622 Joe Flacco (2010)

GAME

429 Vinny Testaverde (10/27/96 vs. STL - OT)
389 Joe Flacco (9/25/11 at STL)
385 Joe Flacco (10/18/09 at Min.)
382 Joe Flacco (9/23/12 vs. NE)

MOST 400-YARD PASSING GAMES

CAREER

1 Vinny Testaverde (1996-97)

SEASON

1 Vinny Testaverde (1996)

MOST 300-YARD PASSING GAMES

CAREER

13 Joe Flacco (2008-12)
 8 Vinny Testaverde (1996-97)
 2 Steve McNair (2006-07)
 Jeff Blake (2002)
 Eric Zeier (1996-97)

SEASON

5 Joe Flacco (2012)
 Vinny Testaverde (1996)

4 Joe Flacco (2011)
3 Joe Flacco (2009)
 2 Jeff Blake (2002)
 Eric Zeier (1997)

LONGEST COMPLETION

92 Eric Zeier to Derrick Alexander
 (12/7/97 vs. Sea.)

87t Steve McNair to Mark Clayton
 (12/10/06 at KC)

86t Vinny Testaverde to Michael Jackson
 (12/22/96 vs. Hou.)

HIGHEST COMPLETION PERCENTAGE

CAREER (MIN. 400 ATT.)

63.6 Steve McNair (2006-07)
60.5 Joe Flacco (2008-12)
 58.5 Vinny Testaverde (1996-97)

SEASON (MIN. 225 ATT.)

63.1 Joe Flacco (2009)
 63.0 Steve McNair (2006)
62.6 Joe Flacco (2010)

GAME (MIN. 20 ATT.)

80.0 Joe Flacco (11/1/09 vs. Den.), 20 of 25
 Elvis Grbac (10/21/01 at Cle.), 16 of 20
 Elvis Grbac (9/9/01 vs. Chi.), 24 of 30
 79.4 Jim Harbaugh (11/1/98 vs. Jax.), 27 of 34

HIGHEST AVERAGE GAIN PER ATTEMPT

CAREER (MIN. 400 ATT.)

7.08 Joe Flacco (2008-12)
 7.01 Vinny Testaverde (1996-97)
 6.49 Elvis Grbac (2001)

SEASON (MIN. 225 ATT.)

7.61 Vinny Testaverde (1996)
7.41 Joe Flacco (2010)
7.27 Joe Flacco (2009)

GAME (MIN. 15 ATT.)

12.92 Jeff Blake (12/29/02 at Pit.), 26-336
12.91 Joe Flacco (12/28/08 vs. Jax.), 23-297
 12.70 Eric Zeier (9/27/98 vs. Cin.), 20-254

MOST TOUCHDOWNS PASSING

CAREER

102 Joe Flacco (2008-12)
 51 Vinny Testaverde (1996-97)
 45 Kyle Boller (2003-08)

SEASON

33 Vinny Testaverde (1996)
25 Joe Flacco (2010)
22 Joe Flacco (2012)

GAME

5 Tony Banks (9/10/00 vs. Jax.)
4 Joe Flacco (12/20/09 vs. Chi.)
 Kyle Boller (12/12/04 vs. NYG)
 Anthony Wright (11/23/03 vs. Sea.)
 Tony Banks (12/5/99 vs. Ten.)
 Vinny Testaverde (10/20/96 at Den.)

MOST GAMES, 4 TD PASSES

CAREER

2 Tony Banks (1999-2000)
1 Joe Flacco (2008-12)
 Kyle Boller (2003-08)
 Anthony Wright (2002-05)
 Vinny Testaverde (1996-97)

SEASON

1 Joe Flacco (2009)
 Kyle Boller (2004)
 Anthony Wright (2003)
 Tony Banks (1999, 2000)
 Vinny Testaverde (1996)

MOST GAMES, 3 OR MORE TD PASSES

CAREER

10 Joe Flacco (2008-12)
 Vinny Testaverde (1996-97)
 5 Kyle Boller (2003-08)

SEASON

7 Vinny Testaverde (1996)
3 Joe Flacco (2012, 2010)
 Kyle Boller (2005)
 Tony Banks (1999)

MOST CONSECUTIVE GAMES, 3 OR MORE TD PASSES

4 Vinny Testaverde (5th-8th, 1996)
 3 Tony Banks (12th-14th, 1999)

MOST CONSECUTIVE GAMES, TD PASSES

13 Vinny Testaverde (13th, 1996-9th, 1997)
10 Joe Flacco (6th-15th, 2010)
8 Joe Flacco (13th, 2011 - 4th, 2012)
Joe Flacco (6th-13th, 2008)

MOST CONSECUTIVE PASSES ATTEMPTED NOT INTERCEPTED

175 Eric Zeier (11/9/97-9/20/98)
 162 Steve McNair (11/12/06-12/24/06)
137 Joe Flacco (10/3/10-11/11/10)
126 Joe Flacco (11/11/12-12/2/12)
124 Joe Flacco (10/12/08-11/16/08)
123 Joe Flacco (11/28/10-12/26/10)

MOST CONSECUTIVE PASSES COMPLETED

14 Joe Flacco (11/1/09 vs. Den.)
12 Joe Flacco (10/5/08 vs. Ten.)
11 Joe Flacco (10/12/08 at Ind.)

MOST PASSES HAD INTERCEPTED

CAREER

56 Joe Flacco (2008-12)
 44 Kyle Boller (2003-08)
 34 Vinny Testaverde (1996-97)

SEASON

19 Vinny Testaverde (1996)
 18 Elvis Grbac (2001)
 15 Vinny Testaverde (1997)

GAME

4 Joe Flacco (9/19/10 at Cin.)
 Elvis Grbac (11/18/01 vs. Cle.)
 Vinny Testaverde (11/3/96 vs. Cin.)

MOST PASS ATTEMPTS, NO INTERCEPTIONS

GAME

51 Joe Flacco (11/25/12 at SD)
 50 Vinny Testaverde (11/24/96 vs. Jax.)
48 Joe Flacco (9/25/11 at STL)
47 Joe Flacco (11/6/11 at Pit.)
 Vinny Testaverde (10/19/97 vs. Mia.)
43 Joe Flacco (10/18/09 at Min.)
 Steve McNair (11/30/06 at Cin.)

LOWEST PCT. PASSES HAD INTERCEPTED

CAREER (MIN. 450 ATT.)

2.2 Joe Flacco (2008-12)
 2.4 Steve McNair (2006-07)
 2.7 Tony Banks (1999-2000)

SEASON (MIN. 225 ATT.)

1.9 Joe Flacco (2012)
2.0 Joe Flacco (2010)
2.2 Joe Flacco (2011)
2.4 Joe Flacco (2009)
 Kyle Boller (2004)

MOST TIMES SACKED

CAREER

174 Joe Flacco (2008-12)
 102 Kyle Boller (2003-08)
 54 Vinny Testaverde (1996-97)

SEASON

40 Joe Flacco (2010)
36 Joe Flacco (2009)
35 Joe Flacco (2012)
 Kyle Boller (2004)

GAME

7 Jeff Blake (11/17/02 at Mia.)
 Tony Banks (11/21/99 at Cin.)
 Eric Zeier (12/21/97 at Cin.)

RECEIVING RECORDS

TOP 10 CAREER RECEIVING YARDS

RANK	NAME (SEASONS)	REC	YDS	AVG	LG	TD
1	Mason, Derrick (2005-10)	471	5,777	12.3	79t	29
2	Heap, Todd (2001-10)	467	5,492	11.8	65t	41
3	Clayton, Mark (2005-09)	234	3,116	13.3	87t	12
4	Ismail, Qadry (1999-2001)	191	2,819	14.8	77t	18
5	Taylor, Travis (2000-04)	204	2,758	13.5	73t	15
6	Rice, Ray (2008-12)	311	2,713	8.7	63	6
7	Boldin, Anquan (2010-12)	186	2,645	14.2	61	14
8	Jackson, Michael (1996-98)	183	2,596	14.2	86t	18
9	Alexander, Derrick (1996-97)	127	2,108	16.6	92	18
10	Lewis, Jermaine (1996-2001)	136	1,984	14.6	73t	16

RECEIVING RECORDS

MOST RECEPTIONS

CAREER

- 471 Derrick Mason (2005-10)
- 467 Todd Heap (2001-10)
- 311 Ray Rice (2008-12)**

SEASON

- 103 Derrick Mason (2007)
- 86 Derrick Mason (2005)
- 80 Derrick Mason (2008)
- 78 Ray Rice (2009) - RB**

GAME

- 13 Priest Holmes (10/11/98 vs. Ten.) - RB
- 11 Derrick Mason (10/7/07 at SF)
- 10 Ed Dickson (11/13/11 at Sea.)**
- Ray Rice (10/18/09 at Min.) - RB**
- Derrick Mason (9/30/07 at Cle.)
- Floyd Turner (12/13/98 vs. Min.)

MOST SEASONS, 50 OR MORE RECEPTIONS

- 6 Derrick Mason (2005-10)
- 5 Todd Heap (2009, 2006, 2005, 2003, 2002)
- 4 Ray Rice (2009-12)**
- 3 Anquan Boldin (2010-12)

MOST CONSECUTIVE GAMES W/ A RECEPTION

- 74 Todd Heap (2002-07)
- 71 Ray Rice (2008-12)**
- 46 Derrick Mason (2006-09)

MOST RECEIVING YARDAGE

CAREER

- 5,777 Derrick Mason (2005-10), 471 rec.
- 5,492 Todd Heap (2001-10), 467 rec.
- 3,116 Mark Clayton (2005-09), 234 rec.

SEASON

- 1,201 Michael Jackson (1996), 76 rec.
- 1,105 Qadry Ismail (1999), 68 rec.
- 1,099 Derrick Alexander (1996), 62 rec.
- 1,087 Derrick Mason (2007), 103 rec.

GAME

- 258 Qadry Ismail (12/12/99 at Pit.), 6 rec.
- 198 Derrick Alexander (12/1/96 vs. Pit.), 7 rec.
- 164 Mark Clayton (11/30/08 at Cin.), 5 rec.

MOST RECEIVING YARDAGE IN A HALF

- 210 Qadry Ismail (12/12/99 at Pit.), 4 rec.
- 166 Derrick Alexander (12/1/96 vs. Pit.), 5 rec.
- 144 Torrey Smith (9/25/11 at STL), 4 rec.**

MOST SEASONS, 1,000 OR MORE YARDS, RECEIVING

- 4 Derrick Mason (2009, 2008, 2007, 2005)
- 2 Qadry Ismail (2001, 1999)
- Derrick Alexander (1997, 1996)

MOST 100-YARD RECEIVING GAMES

CAREER

- 9 Mark Clayton (2005-09)
- 7 Derrick Mason (2005-10)
- Derrick Alexander (1996-97)
- 6 Anquan Boldin (2010-12)
- 5 Qadry Ismail (1999-2001)
- Michael Jackson (1996-98)

SEASON

- 4 Mark Clayton (2006)
- Michael Jackson (1996)
- 3 Anquan Boldin (2010)
- Qadry Ismail (1999)
- Derrick Alexander (1997, 1996)

MOST CONSECUTIVE GAMES, AT LEAST 100 YARDS, RECEIVING

- 3 Qadry Ismail (1999)
- 2 Floyd Turner (1998, 1996)
- Michael Jackson (1997, 1996)

LONGEST PASS RECEPTION

- 92 Derrick Alexander (12/7/97 vs. Sea.)
- 87t Mark Clayton (12/10/06 at KC)
- 86t Michael Jackson (12/22/96 vs. Hou.)

AVERAGE GAIN PER RECEPTION

CAREER (MIN. 60 RECEPTIONS)

- 17.1 Torrey Smith (2011-12), 99-1,696**
- 16.6 Derrick Alexander (1996-97), 127-2,108
- 16.0 Demetrius Williams (2006-09), 63-1,008

SEASON (MIN. 25 RECEPTIONS)

- 19.1 Jermaine Lewis (1998), 41-784
- 18.1 Patrick Johnson (1999), 29-526
- 17.7 Derrick Alexander (1996), 62-1,099
- 17.4 Torrey Smith (2012), 49-855**

GAME (MIN. 3 RECEPTIONS)

- 43.0 Qadry Ismail (12/12/99 at Pit.), 6-258
- 34.5 Travis Taylor (10/19/03 at Cin.), 4-138
- 32.8 Mark Clayton (11/30/08 at Cin.), 5-164

MOST TD RECEPTIONS

CAREER

- 41 Todd Heap (2001-10)
- 29 Derrick Mason (2005-10)
- 18 Qadry Ismail (1999-2001)
- Michael Jackson (1996-98)
- Derrick Alexander (1996-97)

SEASON

- 14 Michael Jackson (1996)
- 9 Derrick Alexander (1997, 1996)
- 8 Torrey Smith (2012)**
- 7 Dennis Pitta (2012)**
- Torrey Smith (2011)**
- Derrick Mason (2010, 2009)
- Anquan Boldin (2010)
- Todd Heap (2005)
- Qadry Ismail (2001)

GAME

- 4 Marcus Robinson (11/23/03 vs. Sea.)
- 3 Torrey Smith (9/25/11 at STL)**
- Anquan Boldin (9/26/10 vs. Cle.)
- Qadry Ismail (12/12/99 at Pit.)
- Michael Jackson (12/22/96 vs. Hou.)
- 2 29 times, **last by Dennis Pitta (12/16/12 vs. Den.)**

MOST CONSECUTIVE GAMES, TD RECEPTIONS

- 5 Michael Jackson (1996, 7th-11th games)
- 4 Derrick Alexander (1997, 6th-9th games)
- 3 Todd Heap (2006, 2nd-4th games)

ALL 100-YARD GAMES

- 258 Qadry Ismail at Pit., 12/12/99 (6 rec.)
- 198 Derrick Alexander vs. Pit., 12/1/96 (7 rec.)
- 165 Torrey Smith vs. Cin., 11/20/11 (6 rec.)**
- 164 Mark Clayton at Cin., 11/30/08 (5 rec.)
- 152 Torrey Smith at STL, 9/25/11 (5 rec.)**
- 150 Derrick Alexander vs. Sea., 12/7/97 (6 rec.)
- 150 Michael Jackson vs. Jax., 11/24/96 (9 rec.)
- 147 Floyd Turner vs. Min., 12/13/98 (10 rec.)
- 146 Todd Heap at Pit., 12/29/02 (7 rec.)
- 145 Anquan Boldin vs. Ari., 10/30/11 (7 rec.)
- 144 Torrey Smith at SD, 11/25/12 (7 rec.)**
- 143 Michael Jackson vs. Jax., 8/31/97 (8 rec.)
- 142 Anquan Boldin vs. Cle., 9/26/10 (8 rec.)
- 142 Derrick Mason vs. Ind., 11/22/09 (9 rec.)
- 138 Travis Taylor at Cin., 10/19/03 (4 rec.)
- 137 Derrick Mason at Pit., 9/29/08 (8 rec.)
- 136 Derrick Mason at Cle., 11/2/08 (9 rec.)
- 132 Anquan Boldin vs. Hou., 10/16/11 (8 rec.)
- 132 Derrick Mason at Cle., 9/24/06 (7 rec.)
- 131 Anquan Boldin vs. Cle., 9/27/12 (9 rec.)
- 131 Marcus Robinson vs. Sea., 11/23/03 (7 rec.)
- 129 Mark Clayton vs. Pit., 11/29/09 (7 rec.)
- 129 Todd Heap at Cin., 10/19/03 (7 rec.)
- 129 Qadry Ismail at Ten., 11/12/01 (8 rec.)
- 128 Mark Clayton vs. Jax., 12/28/08 (4 rec.)
- 128 Michael Jackson vs. NE, 10/6/96 (8 rec.)
- 127 Torrey Smith vs. NE, 9/23/12 (6 rec.)**
- 127 Travis Taylor at Atl., 11/3/02 (4 rec.)
- 126 Derrick Alexander at Den., 10/20/96 (6 rec.)
- 125 Dennis Pitta vs. Den., 12/16/12 (7 rec.)**
- 125 Mark Clayton at Ten., 11/12/06 (7 rec.)
- 124 Jermaine Lewis at Ten., 9/21/97 (8 rec.)
- 123 Derrick Alexander vs. NE, 10/6/96 (6 rec.)
- 122 Jermaine Lewis vs. Cin., 9/27/98 (4 rec.)
- 118 Anquan Boldin vs. Pit., 12/5/10 (5 rec.)
- 118 Derrick Mason vs. Cle., 9/27/09 (5 rec.)
- 117 Ray Rice at Min., 10/18/09 (10 rec.)**
- 117 Jermaine Lewis at Jax., 9/20/98 (4 rec.)
- 117 Michael Jackson vs. Hou., 12/22/96 (5 rec.)
- 115 Qadry Ismail vs. NO, 12/19/99 (7 rec.)
- 114 Patrick Johnson at NE, 1/2/00 (9 rec.)
- 113 Qadry Ismail vs. Ten., 12/5/99 (5 rec.)
- 113 Michael Jackson vs. STL, 10/27/96 (7 rec.)
- 112 Mark Clayton at KC, 12/10/06 (5 rec.)
- 111 Derrick Alexander at Cin., 12/21/97 (5 rec.)
- 110 Anquan Boldin at NYJ, 9/13/10 (7 rec.)
- 110 Todd Heap vs. GB, 12/19/05 (9 rec.)
- 108 Mark Clayton at Pit., 12/24/06 (7 rec.)
- 108 Jamal Lewis vs. NO, 12/8/02 (4 rec.)
- 108 Floyd Turner at Ten., 12/6/98 (4 rec.)
- 108 Floyd Turner vs. STL, 10/27/96 (6 rec.)
- 107 Mark Clayton vs. Cin., 11/11/07 (8 rec.)
- 107 Devard Darling vs. Cle., 11/18/07 (4 rec.)
- 105 Mark Clayton at Den., 12/11/05 (7 rec.)
- 105 Jermaine Lewis vs. Mia., 10/19/97 (6 rec.)
- 104 Shannon Sharpe vs. Ten., 10/22/00 (8 rec.)
- 104 Derrick Alexander vs. Cin., 9/7/97 (8 rec.)
- 104 Floyd Turner vs. Cin., 11/3/96 (6 rec.)
- 103 Derrick Mason vs. Min., 12/25/05 (9 rec.)
- 102 Marcus Robinson vs. Pit., 12/28/03 (6 rec.)
- 102 Qadry Ismail at Pit., 9/3/00 (7 rec.)
- 101 Mark Clayton vs. Car., 10/15/06 (5 rec.)
- 101 Shannon Sharpe vs. Dal., 11/19/00 (5 rec.)
- 100 Derrick Mason at NE, 10/17/10 (8 rec.)
- 100 Demetrius Williams vs. Cle., 12/17/06 (2 rec.)

Current Ravens in Bold

RUSHING RECORDS

TOP 10 CAREER RUSHING YARDS

RANK	NAME (SEASONS)	ATT	YDS	AVG	LG	TD
1	Lewis, Jamal (2000-06)	1,822	7,801	4.3	82t	45
2	Rice, Ray (2008-12)	1,216	5,520	4.5	70t	33
3	McGahee, Willis (2007-10)	673	2,802	4.2	77t	31
4	Holmes, Priest (1997-2000)	459	2,102	4.6	72	10
5	Taylor, Chester (2002-05)	373	1,599	4.3	52	4
6	Morris, Byron "Bam" (1996-97)	376	1,511	4.0	25	8
7	McClain, Le'Ron (2007-10)	314	1,185	3.8	82t	12
8	Rhett, Errict (1998-99)	280	1,032	3.7	52t	5
9	Byner, Earnest (1996-97)	243	947	3.9	42	4
10	Allen, Terry (2001)	168	658	3.9	26	3

RUSHING RECORDS

MOST RUSHING ATTEMPTS

CAREER	NAME (SEASONS)	ATTEMPTS
1,822	Jamal Lewis (2000-06)	
1,216	Ray Rice (2008-12)	
673	Willis McGahee (2007-10)	
SEASON	NAME (SEASONS)	ATTEMPTS
387	Jamal Lewis (2003)	
314	Jamal Lewis (2006)	
309	Jamal Lewis (2000)	
GAME	NAME (SEASONS)	ATTEMPTS
36	Priest Holmes (11/22/98 at Cin.) Bam Morris (10/26/97 at Was.)	
35	Jay Graham (11/16/97 vs. Phi. - OT)	

MOST YARDAGE

CAREER	NAME (SEASONS)	YARDS
7,801	Jamal Lewis (2000-06)	
5,520	Ray Rice (2008-12)	
2,802	Willis McGahee (2007-10)	
SEASON	NAME (SEASONS)	YARDS
2,066	Jamal Lewis (2003)	
1,364	Ray Rice (2011)	
	Jamal Lewis (2000)	
1,339	Ray Rice (2009)	
1,327	Jamal Lewis (2002)	
1,220	Ray Rice (2010)	
GAME	NAME (SEASONS)	YARDS
295	Jamal Lewis (9/14/03 vs. Cle.)	
227	Priest Holmes (11/22/98 at Cin.)	
205	Jamal Lewis (12/21/03 at Cle.)	
204	Ray Rice (12/4/11 at Cle.)	
191	Ray Rice (1/1/12 at Cin.)	

MOST 100-YARD RUSHING GAMES

CAREER	NAME (SEASONS)	GAMES
30	Jamal Lewis (2000-06)	
17	Ray Rice (2008-12)	
9	Willis McGahee (2007-10)	
SEASON	NAME (SEASONS)	GAMES
12	Jamal Lewis (2003)	
6	Ray Rice (2011)	
5	Willis McGahee (2007)	
	Jamal Lewis (2002)	
	Jamal Lewis (2000)	
4	Ray Rice (2012, 2009)	
	Jamal Lewis (2004)	
	Errict Rhett (1999)	
	Priest Holmes (1998)	

LONGEST RUN FROM SCRIMMAGE

82t	Le'Ron McClain (12/20/08 at Dal.) Jamal Lewis (9/14/03 vs. Cle.)
78	Bernard Pierce (12/23/12 vs. NYG)
77t	Willis McGahee (1/3/10 at Oak.) Willis McGahee (12/20/08 at Dal.)
75t	Jamal Lewis (9/26/04 at Cin.) Jamal Lewis (10/6/02 at Cle.)

MOST RUSHING TOUCHDOWNS

CAREER	NAME (SEASONS)	TOUCHDOWNS
45	Jamal Lewis (2000-06)	
33	Ray Rice (2008-12)	
31	Willis McGahee (2007-10)	
SEASON	NAME (SEASONS)	TOUCHDOWNS
14	Jamal Lewis (2003)	
12	Ray Rice (2011) , Willis McGahee (2009)	
10	Le'Ron McClain (2008)	
GAME	NAME (SEASONS)	TOUCHDOWNS
3	Ray Rice (10/30/11 vs. Ari.) Willis McGahee (1/3/10 at Oak.) Jamal Lewis (twice, 11/19/06 vs. ATL; 12/7/03 vs. Cin.)	
2	25 times (last by Ray Rice, 10/14/12 vs. Dal.)	

MOST CONSECUTIVE GAMES W/ A RUSHING TD

7	Willis McGahee (2007)
4	Ray Rice (2009) Jamal Lewis (2003)
3	Willis McGahee (twice in 2009, once in 2010) Le'Ron McClain (2008) Jamal Lewis (2006, 2004, 2000)

HIGHEST RUSHING AVERAGE

CAREER (MIN. 350 CARRIES)	NAME (SEASONS)	AVERAGE
4.6	Priest Holmes (1997-2000)	
4.5	Ray Rice (2008-12)	
4.3	Jamal Lewis (2000-06) Chester Taylor (2002-05)	
SEASON (MIN. 100 CARRIES)	NAME (SEASONS)	AVERAGE
5.3	Ray Rice (2009) Jamal Lewis (2003)	
5.0	Willis McGahee (2009)	
4.9	Bernard Pierce (2012)	
GAME (MIN. 10 CARRIES)	NAME (SEASONS)	AVERAGE
12.8	Ray Rice (12/13/09 vs. Det.)	
10.4	Willis McGahee (1/3/10 at Oak.)	
10.3	Jamal Lewis (9/26/04 at Cin.)	

LONGEST RUNS

82t	Le'Ron McClain at Dal., 12/20/08	59	Ray Rice vs. Cin., 11/20/11
82t	Jamal Lewis vs. Cle., 9/14/03	59t	Ray Rice vs. Det., 12/13/09
78	Bernard Pierce vs. NYG, 12/23/12	56	Priest Holmes at Cin., 11/22/98
77t	Willis McGahee at Oak., 1/3/10	55	Moe Williams vs. Ind., 12/2/01
77t	Willis McGahee at Dal., 12/20/08	53	Ray Rice at STL, 9/25/11
75t	Jamal Lewis at Cin., 9/26/04	52	Ray Rice vs. Det., 12/13/09
75	Jamal Lewis at Cle., 10/6/02	52	Jamal Lewis vs. Cle., 12/17/06
72t	Jamal Lewis at Cle., 12/21/03	52	Jamal Lewis at Ari., 10/12/03
72	Priest Holmes vs. Ten., 12/5/99	52t	Errict Rhett at Cle., 11/7/99
70t	Ray Rice at Cin., 1/1/12	52	Chester Taylor vs. Cle., 10/16/05
67	Ray Rice at Cle., 12/4/11	51t	Ray Rice at Cin., 1/1/12
64t	Priest Holmes at Pit., 12/12/99	50	Ray Rice vs. NO., 12/19/10
63t	Jamal Lewis vs. Cle., 9/14/03	50	Ray Rice at NE, 10/4/09
60	Ray Rice at Cle., 11/2/08		

ALL 100-YARD GAMES

295	Jamal Lewis vs. Cle., 9/14/03 (30 car.)
227	Priest Holmes at Cin., 11/22/98 (36 car.)
205	Jamal Lewis at Cle., 12/21/03 (22 car.)
204	Ray Rice at Cle., 12/4/11 (29 car.)
191	Ray Rice at Cin., 1/1/12 (24 car.)
187	Jamal Lewis at Cle., 10/6/02 (26 car.)
187	Jamal Lewis vs. Dal., 11/19/00 (28 car.)
186	Jamal Lewis at Cin., 9/26/04 (18 car.)
180	Jamal Lewis vs. Cin., 12/7/03 (30 car.)
176	Bam Morris at Was., 10/26/97 (36 car.)
173	Priest Holmes vs. Cin., 9/27/98 (27 car.)
170	Jamal Lewis vs. Cle., 11/26/00 (30 car.)
167	Willis McGahee at Oak., 1/3/10 (16 car.)
167	Jamal Lewis vs. Mia., 1/2/05 (34 car.)
166	Ray Rice vs. Det., 12/13/09 (13 car.)
154	Ray Rice at Cle., 11/2/08 (21 car.)
154	Jay Graham vs. Phi., 11/16/97 (35 car.)
153	Ray Rice vs. NO, 12/19/10 (31 car.)
149	Earnest Byner vs. NO, 9/29/96 (24 car.)
141	Ray Rice at Pit., 12/27/09 (30 car.)
139	Le'Ron McClain at Dal., 12/20/08 (22 car.)
139	Chester Taylor vs. Cin., 12/5/04 (23 car.)
138	Willis McGahee vs. NE, 12/3/07 (30 car.)
136	Errict Rhett at Atl., 10/3/99 (27 car.)
135	Jamal Lewis vs. Cin., 11/10/02 (21 car.)
134	Jamal Lewis vs. Den., 10/26/03 (32 car.)
133	Ray Rice vs. Den., 10/10/10 (27 car.)
133	Terry Allen vs. Min., 1/7/02 (23 car.)
132	Jamal Lewis at SD, 9/21/03 (23 car.)
132	Priest Holmes vs. Det., 12/27/98 (28 car.)
131	Jamal Lewis at Ari., 10/12/03 (21 car.)
130	Jamal Lewis at Ind., 12/19/04 (20 car.)
130	Priest Holmes at Pit., 12/12/99 (18 car.)
130	Bam Morris at NYJ, 11/2/97 (31 car.)
126	Jamal Lewis at Ari., 12/17/00 (29 car.)
125	Jamal Lewis at Oak., 12/14/03 (24 car.)
123	Bernard Pierce vs. NYG, 12/23/12 (14 car.)
121	Ray Rice at Was., 12/9/12 (20 car.)
121	Jamal Lewis at Cin., 12/1/02 (22 car.)
119	Jamal Lewis vs. Jax., 10/20/02 (28 car.)
119	Priest Holmes at Pit., 9/3/00 (27 car.)
117	Jamal Lewis vs. Sea., 11/23/03 (26 car.)
117	Errict Rhett at Cle., 11/7/99 (17 car.)
117	Bam Morris at Cin., 12/8/96 (21 car.)
116	Jamal Lewis at Was., 10/10/04 (28 car.)
116	Jamal Lewis vs. Cin., 9/24/00 (25 car.)
115	Jamal Lewis vs. KC, 9/28/03 (26 car.)
114	Willis McGahee at Buf., 10/21/07 (19 car.)
114	Jamal Lewis vs. Pit., 12/28/03 (27 car.)
113	Jamal Lewis at Cin., 11/27/05 (23 car.)
113	Errict Rhett vs. Cle., 9/26/99 (22 car.)
112	Willis McGahee at Hou., 11/9/08 (25 car.)
111	Jamal Lewis at STL, 11/9/03 (27 car.)
111	Moe Williams vs. Ind., 12/2/01 (24 car.)
109	Jamal Lewis vs. Cle., 12/17/06 (22 car.)
109	Jamal Lewis vs. NO, 10/29/06 (31 car.)
109	Jamal Lewis at Cin., 11/5/00 (22 car.)
109	Bam Morris at Jax., 11/10/96 (26 car.)
108	Ray Rice vs. KC, 9/13/09 (19 car.)
108	Willis McGahee at Dal., 12/20/08 (8 car.)
108	Terry Allen vs. Ten., 10/7/01 (22 car.)
107	Ray Rice vs. NYG, 12/23/12 (24 car.)
107	Ray Rice vs. Pit., 9/11/11 (19 car.)
105	Willis McGahee at Mia., 10/19/08 (19 car.)
105	Jamal Lewis vs. GB, 12/19/05 (22 car.)
104	Ray Rice vs. Cin., 11/20/11 (20 car.)
104	Willis McGahee at Mia., 12/16/07 (29 car.)
104	Willis McGahee at Cle., 9/30/07 (14 car.)
104	Chester Taylor vs. NYG, 12/12/04 (25 car.)
103	Ray Rice vs. Ind., 12/11/11 (26 car.)
103	Ray Rice at NE, 10/4/09 (11 car.)
103	Priest Holmes vs. Ind., 11/29/98 (22 car.)
102	Ray Rice at KC, 10/7/12 (17 car.)
102	Willis McGahee vs. Cle., 11/18/07 (21 car.)
101	Ray Rice vs. NE, 9/23/12 (20 carries)
101	Ray Rice vs. Hou., 10/16/11 (23 carries)
101	Jamal Lewis at Cin., 10/19/03 (19 car.)
101	Errict Rhett vs. Pit., 9/19/99 (22 car.)
100	Jamal Lewis vs. Cle., 12/22/02 (21 car.)
100	Priest Holmes vs. Ten., 12/5/99 (9 car.)
100	Bam Morris vs. Pit., 12/1/96 (28 car.)

Current Ravens in Bold



INTERCEPTION RECORDS

TOP CAREER INTERCEPTIONS

RANK	NAME (SEASONS)	NO	YDS	AVG	LG	TD
1	Reed, Ed (2002-12)	61	1,541*	25.3	107t*	7
2	Lewis, Ray (1996-2012)	31	503	16.2	64	3
3	McAlister, Chris (1999-2008)	26	486	18.7	98t	5
4	Starks, Duane (1998-2001)	20	196	9.8	64	1
	Woodson, Rod (1998-2001)	20	380	19.0	66t	5
6	Landry, Dawan (2006-10)	9	213	23.7	48t	3
7	Langham, Antonio (1996-97)	8	99	12.4	40t	1
	Rolle, Samari (2005-09)	8	76	9.5	44	0
	Webb, Lardarius (2009-12)	8	121	15.1	73t	1
	Williams, Chad (2002-05)	8	320	40.0	98t	3
11	Suggs, Terrell (2003-12)	7	144	20.6	44t	2
12	Thomas, Adalius (2000-06)	6	120	20.0	32	2
13	Baxter, Gary (2001-04)	5	74	14.8	34	0
	Harris, Corey (1998-2001)	5	69	13.8	42	1
	Moore, Stevon (1996-99)	5	66	13.2	38	0
	Sanders, Deion (2004-05)	5	144	28.8	48t	1
	Staten, Ralph (1997-98)	5	37	7.4	14	0
	Turner, Eric (1996)	5	1	0.2	1	0

* NFL Record

50-YARD INT RETURNS

107t*	Ed Reed vs. Phi., 11/23/08
106t	Ed Reed vs. Cle., 11/7/04
98t	Chad Williams at Cin., 12/1/02
98t	Chris McAlister vs. NYJ, 12/24/00
94	Chad Williams vs. Buf., 10/24/04
83t	Chris McAlister at Ari., 10/12/03
78	Ed Reed at NYJ, 11/14/04
73t	Lardarius Webb vs. NYJ, 10/2/11
66t	Rod Woodson at Cle., 11/7/99
64	Ray Lewis vs. Cin., 12/23/01
64	Duane Starks vs. NYJ, 12/24/00
63t	Cary Williams vs. Cle., 9/27/12
60t	Chris McAlister at TB, 9/10/06
60	Haloti Ngata at TB, 9/10/06
60t	Rod Woodson at NYJ, 9/13/98
60	Ray Lewis at STL, 9/12/99

* NFL Record

Current Ravens in Bold

INTERCEPTIONS RECORDS

MOST INTERCEPTIONS

CAREER

61	Ed Reed (2002-12)
31	Ray Lewis (1996-2012)
26	Chris McAlister (1999-2008)
20	Duane Starks (1998-2001)
	Rod Woodson (1998-2001)

SEASON

9	Ed Reed (2008, 2004)
8	Ed Reed (2010)
7	Ed Reed (2007, 2003)
	Rod Woodson (1999)
6	Ray Lewis (2003)
	Chris McAlister (2006)
	Duane Starks (2000)
	Rod Woodson (1998)

GAME

2	26 times by 13 players, last by Ed Reed (9/11/11 vs. Pit.)
---	--

MOST CONSECUTIVE GAMES WITH AN INTERCEPTION

5	Eric Turner (10/27/96-11/24/96)
3	7 times by 4 players, last by Cary Williams (9/27/12-10/14/12)

MOST YARDS GAINED AFTER INTERCEPTIONS

CAREER

*1,541	Ed Reed (2002-12)
503	Ray Lewis (1996-2012)
486	Chris McAlister (1999-2008)
380	Rod Woodson (1998-2001)

SEASON

358	Ed Reed (2004)
264	Ed Reed (2008)
195	Rod Woodson (1999)
183	Ed Reed (2010)

GAME

150	Ed Reed (11/23/08 vs. Phi.)
106	Ed Reed (11/07/04 vs. Cle.)
98	Chris McAlister (12/24/00 vs. NYJ)
	Chad Williams (12/1/02 at Cin.)

LONGEST INTERCEPTION RETURN

*107t	Ed Reed (11/23/08 vs. Phi.)
106t	Ed Reed (11/7/04 vs. Cle.)
98t	Chris McAlister (12/24/00 vs. NYJ)
	Chad Williams (12/1/02 at Cin.)

HIGHEST AVERAGE ON INTERCEPTION RETURNS

CAREER (MIN. 8 INTs)

40.0	Chad Williams (2002-05, 8-320)
25.3	Ed Reed (2002-12, 61-1,541)
23.7	Dawan Landry (2006-10, 9-213)

MOST TDs ON INTERCEPTION RETURNS

CAREER

7	Ed Reed# (2002-12)
5	Chris McAlister (1999-2008)
	Rod Woodson (1998-2001)
3	Three players

SEASON


2	Ed Reed (2008)
	Terrell Suggs (2008)
	Chris McAlister (2006)
	Rod Woodson (1999, 1998)

GAME

1	41 times by 19 players, last by Cary Williams, 9/27/12 vs. Cle.
---	---

* NFL Record

1 Received Lateral for INT-TD Return, 11/5/06



TACKLES/SACKS/FUMBLES

TACKLES RECORDS

MOST TACKLES

CAREER
2,643 Ray Lewis (1996-2012)
721 Kelly Gregg (2001-10)
682 Terrell Suggs (2003-12)
661 Ed Reed (2002-12)
523 Jarret Johnson (2003-11)
522 Jamie Sharper (1997-2001)
508 Bart Scott (2002-08)
502 Peter Boulware (1997-2005)
490 Chris McAlister (1999-2008)
472 Ed Hartwell (2001-04)
457 Michael McCrary (1997-2002)
444 Haloti Ngata (2006-12)
436 Adalius Thomas (2000-06)
387 Dawan Landry (2006-10)
386 Rob Burnett (1996-2001)
340 Rod Woodson (1998-2001)

SEASON

225 Ray Lewis (2003)
210 Ray Lewis (1997)
200 Ray Lewis (2004)
198 Ray Lewis (1999)
196 Ray Lewis (2001)

GAME

25 Ray Lewis (9/14/97 at NYG)
23 Ray Lewis (11/18/07 vs. Cle.)
22 Ray Lewis (10/1/06 vs. SD)
Ray Lewis (12/14/97 vs. Ten.)
20 Ray Lewis (9/30/02 vs. Den.)
Ray Lewis (10/15/00 at Was.)
19 Ray Lewis (9/30/07 at Cle.)
Bart Scott (10/1/06 vs. SD)
Ray Lewis (11/30/03 vs. SF)
Ray Lewis (9/28/03 vs. KC)
Ray Lewis (9/15/02 vs. TB)
Ray Lewis (10/10/99 at Ten.)

LONGEST FUMBLE RETURNS

59 Kelly Gregg vs. Oak., 9/17/06
57t Adalius Thomas vs. Pit., 11/26/06
36 Anthony Pleasant at SF, 11/17/96
35t Adalius Thomas vs. GB, 12/19/05
32 Ed Reed at Pit., 12/24/06
28t Haloti Ngata at STL, 9/25/11
27 Robert Bailey at Jax., 10/8/00
26 Jarret Johnson vs. NYJ, 10/2/11
24 Terrell Suggs vs. Pit., 9/19/04
22t Ed Reed vs. Was., 12/7/08
22 Jarret Johnson vs. Phi., 11/23/08
22 Will Demps at Ten., 9/18/05
22 Ed Reed vs. Cin., 12/5/04
22t Ed Reed at Was., 10/10/04
18 Ed Reed at Pit., 11/18/12
13 Ed Reed at KC, 10/7/12
13 Ed Reed at Cin., 11/8/09
13 Jerrol Williams at Pit., 9/8/96

Current Ravens in Bold

SACKS RECORDS

MOST SACKS

CAREER
84.5 Terrell Suggs (2003-12)
70.0 Peter Boulware (1997-2005)
51.0 Michael McCrary (1997-2002)
41.5 Ray Lewis (1996-2012)
38.5 Adalius Thomas (2000-06)
SEASON
15.0 Peter Boulware (2001)
14.5 Michael McCrary (1998)
14.0 Terrell Suggs (2011)
13.0 Trevor Pryce (2006)
12.0 Terrell Suggs (2003, rookie)
11.5 Peter Boulware (1997, rookie)
Michael McCrary (1999)

GAME

4.0 Peter Boulware (1/7/02 vs. Min.)
Michael McCrary (11/8/98 vs. Oak.)
3.5 Jamie Sharper (11/12/01 at Ten.)
Michael McCrary (12/5/99 vs. Ten.)
3.0 Terrell Suggs (12/11/11 vs. Ind.)
Terrell Suggs (11/24/11 vs. SF)
Terrell Suggs (9/11/11 vs. Pit.)
Terrell Suggs (12/4/05 vs. Hou.)
Michael McCrary (12/26/99 vs. Cin.)
Michael McCrary (11/16/97 vs. Phi.)
Bennie Thompson (11/10/96 at Jax.)

MOST SACK YARDAGE

CAREER
625 Terrell Suggs (2003-12)
428 Peter Boulware (1997-2005)
350 Michael McCrary (1997-2002)
266 Ray Lewis (1996-2012)

SEASON

120.5 Michael McCrary (1998)
113.5 Trevor Pryce (2006)
97 Terrell Suggs (2003, rookie)
91 Terrell Suggs (2011)
86.5 Peter Boulware (2001)
83.5 Terrell Suggs (2004)

GAME

35 Michael McCrary (11/8/98 vs. Oak.)
29.5 Adalius Thomas (12/2/01 vs. Ind.)
27 Michael McCrary (11/16/97 vs. Phi.)
25 Terrell Suggs (9/11/11 vs. Pit.)
Ray Lewis (11/26/00 vs. Cle.)
24 Terrell Suggs (12/4/05 vs. Hou.)
Michael McCrary (12/26/99 vs. Cin.)

FUMBLES RECORDS

FUMBLES

CAREER
48 Joe Flacco (2008-12)
36 Kyle Boller (2003-08)
34 Jamal Lewis (2000-06)
SEASON
11 Joe Flacco (2011), (2008)
Kyle Boller (2004)
Tony Banks (1999)
Vinny Testaverde (1997)
GAME
3 8 times, last by Steve McNair (9/10/07 at Cin.)
FUMBLES LOST
CAREER
22 Jamal Lewis (2000-06)
19 Kyle Boller (2003-08)
18 Joe Flacco (2008-12)
10 Vinny Testaverde (1996-97)
SEASON
7 Steve McNair (2007)
Kyle Boller (2004)
Jamal Lewis (2003)
Vinny Testaverde (1997)
GAME
3 Steve McNair (9/10/07 at Cin.)
Vinny Testaverde (11/10/96 at Jax.)

MOST OPPONENT FUMBLES FORCED

CAREER
29 Terrell Suggs (2003-12)
20 Ray Lewis (1996-2012)
17 Adalius Thomas (2000-06)
SEASON
7 Terrell Suggs (2011)
6 Terrell Suggs (2005, 2003)
5 Jamie Sharper (2000)
GAME
3 Terrell Suggs (12/11/11 vs. Ind.)

MOST OPPONENT FUMBLES RECOVERED

CAREER
20 Ray Lewis (1996-2012)
11 Terrell Suggs (2003-12)
10 Ed Reed (2002-12)
SEASON
5 Rob Burnett (2000)
4 Terrell Suggs (2003)
Adalius Thomas (2005)
Corey Harris (2001)
Rod Woodson (2000)
GAME
2 Haloti Ngata (9/11/11 vs. Pit.)
Ray Lewis (12/28/08 vs. Jax.)
Kelly Gregg (9/17/06 vs. Oak.)
Fernando Smith (10/3/99 at Atl.)

LONGEST FUMBLE RETURN (OPP. FUMBLE)

CAREER
59 Kelly Gregg (2001-10)
57t Adalius Thomas (2000-2006)
36 Anthony Pleasant (1996)

SEASON

59 Kelly Gregg (2006)
57t Adalius Thomas (2006)
36 Anthony Pleasant (1996)

GAME

59 Kelly Gregg (9/17/06 vs. Oak.)
57t Adalius Thomas (11/26/06 vs. Pit.)
36 Anthony Pleasant (11/17/96 at SF)

MOST TDs ON OPP. FUMBLE RECOVERY RETURNS

CAREER
3 Adalius Thomas (2000-06)
2 Ed Reed (2002-12)
1 Dwan Edwards (2004-09)
Jarrett Johnson (2003-11)
Jameel McClain (2008-12)
Haloti Ngata (2006-12)
Jamie Sharper (1997-2001)
SEASON
2 Adalius Thomas (2005)
1 Jarret Johnson (2011)
Jameel McClain (2011)
Haloti Ngata (2011)
Ed Reed (2008, 2004)
Dwan Edwards (2009)
Adalius Thomas (2006)
Jamie Sharper (2001)
GAME
1 10 times, last by Jarret Johnson (26 yards) and Jameel McClain (6 yards) on 10/2/11 vs. NYJ



PUNT RETURN RECORDS

TOP 10 CAREER PUNT RETURN YARDS

RANK	NAME (SEASONS)	NO	FC	YDS	AVG	LG	TD
1	Lewis, Jermaine (1996-2001)	231	72	2,730	11.8	89t	6
2	Sams, B.J. (2004-07)	121	26	1,320	10.9	78t	2
3	Brightful, Lamont (2002-03)	60	30	592	9.9	95t	1
4	Webb, Lardarius (2009-12)	52	37	508	9.8	68t	1
5	Jones, Jacoby (2012)	37	16	341	9.2	63t	1
6	Figurs, Yamon (2007-08)	39	20	309	7.9	75t	1
7	Carr, Chris (2009-11)	37	19	285	7.7	34	0
8	Leonhard, Jim (2008)	20	9	232	11.6	46	0
9	Reed, Ed (2002-12)	30	19	205	6.8	63t	1
10	McAlister, Chris (1999-2008)	22	5	166	7.5	28	0

PUNT RETURN RECORDS

MOST PUNT RETURNS

CAREER	
231	Jermaine Lewis (1996-2001)
121	B.J. Sams (2004-07)
60	Lamont Brightful (2002-03)
SEASON	
57	Jermaine Lewis (1999)
55	B.J. Sams (2004)
45	Lamont Brightful (2003)
GAME	
7	6 times, last by Jacoby Jones (12/23/12 vs. NYG)

MOST FAIR CATCHES

CAREER	
72	Jermaine Lewis (1996-2001)
37	Lardarius Webb (2009-12)
30	Lamont Brightful (2002-03)
SEASON	
20	Lardarius Webb (2011)
	Lamont Brightful (2003)
18	Jermaine Lewis (1999)
GAME	
5	Yamon Figurs (11/30/08 at Cin.)
4	6 times, last by Jacoby Jones (11/18/12 at Pit.)

MOST YARDS GAINED ON PUNT RETURNS

CAREER	
2,730	Jermaine Lewis (1996-2001)
1,320	B.J. Sams (2004-07)
592	Lamont Brightful (2002-03)
SEASON	
578	Jermaine Lewis (2000)
575	B.J. Sams (2004)
519	Jermaine Lewis (2001)

GAME

184	Jermaine Lewis (12/7/97 vs. Sea.)
173	Jermaine Lewis (12/24/00 vs. NYJ)
121	B.J. Sams (11/19/06 vs. Atl.)

LONGEST PUNT RETURN

95t	Lamont Brightful (11/10/02 vs. Cin.)
89t	Jermaine Lewis (12/24/00 vs. NYJ)
	Jermaine Lewis (12/7/97 vs. Sea.)

HIGHEST AVERAGE

CAREER (MIN. 60 RETURNS)	
11.8	Jermaine Lewis (1996-2001)
10.9	B.J. Sams (2004-07)
9.9	Lamont Brightful (2002-03)

SEASON (MIN. 15 RETURNS)

16.1	Lamont Brightful (2002)
	Jermaine Lewis (2000)
15.6	Jermaine Lewis (1997)

GAME (MIN. 3 RETURNS)

43.3	Jermaine Lewis (12/24/00 vs. NYJ)
40.3	B.J. Sams (11/19/06 vs. Atl.)
36.8	Jermaine Lewis (12/7/97 vs. Sea.)

MOST TOUCHDOWNS

CAREER	
6	Jermaine Lewis (1996-2001)
2	B.J. Sams (2004-07)
SEASON	
2	B.J. Sams (2004)
	Jermaine Lewis (2000, 1998, 1997)
GAME	
2	Jermaine Lewis (12/24/00 vs. NYJ)
	Jermaine Lewis (12/7/97 vs. Sea.)

50-YARD PUNT RETURNS

95t	Lamont Brightful vs. Cin., 11/10/02
89t	Jermaine Lewis vs. NYJ, 12/24/00
89t	Jermaine Lewis vs. Sea., 12/7/97
87t	Jermaine Lewis vs. Cin., 9/27/98
78t	B.J. Sams at Was., 10/10/04
75t	Yamon Figurs vs. Ari., 9/23/07
69t	Jermaine Lewis at NYJ, 9/13/98
68t	Lardarius Webb at Cle., 12/4/11
66t	Jermaine Lewis vs. Sea., 12/7/97
65	B.J. Sams vs. Atl., 11/19/06
63t	Jacoby Jones at Pit., 11/18/12
63t	Ed Reed at Cin., 9/10/07
63	B.J. Sams at Cin., 9/26/04
62	Jermaine Lewis vs. Pit., 12/16/01
59	B.J. Sams vs. Atl., 11/19/06
58t	B.J. Sams vs. KC, 10/4/04
54t	Jermaine Lewis vs. NYJ, 12/24/00
51	B.J. Sams vs. Cle., 10/16/05

Current Ravens in Bold



KICKOFF RETURN RECORDS

TOP 10 CAREER KICK RETURN YARDS

RANK	NAME (SEASONS)	NO	YDS	AVG	LG	TD
1	Sams, B.J. (2004-07)	138	3,161	22.9	87	0
2	Lewis, Jermaine (1996-2001)	139	3,153	22.7	76	0
3	Harris, Corey (1998-2001)	123	2,950	24.0	95t	1
4	Figurs, Yamon (2007-08)	75	1,746	23.3	94t	1
5	Brightful, Lamont (2002-03)	63	1,417	22.5	75	0
6	Jones, Jacoby (2012)	38	1,167	30.7	108t*	2
7	Reed, David (2010-12)	39	1,150	29.5	103t	1
8	Webb, Lardarius (2009-12)	37	977	26.4	95t	1
9	Taylor, Chester (2002-05)	45	937	20.8	54	0
10	Parmele, Jalen (2008-10)	33	845	25.6	53	0

KICKOFF RETURN RECORDS

MOST KICKOFF RETURNS

CAREER	SEASON	GAME
139 Jermaine Lewis (1996-2001)	59 B.J. Sams (2004)	8 Corey Harris (12/13/98 vs. Min.) B.J. Sams (11/27/05 at Cin.)
138 B.J. Sams (2004-07)	46 Yamon Figurs (2007)	7 4 times, last by Lardarius Webb (10/18/09 at Min.)
123 Corey Harris (1998-2001)	44 B.J. Sams (2005)	

MOST YARDS GAINED ON KICKOFF RETURNS

CAREER	SEASON	GAME
3,161 B.J. Sams (2004-07)	1,251 B.J. Sams (2004)	243 Corey Harris (12/13/98 vs. Min.)
3,153 Jermaine Lewis (1996-2001)	1,167 Jacoby Jones (2012)	233 David Reed (12/13/10 at Hou.)
2,950 Corey Harris (1998-2001)	1,138 Yamon Figurs (2007)	196 Jacoby Jones (10/21/12 at Hou.)
		Yamon Figurs (12/9/07 vs. Ind.)

LONGEST KICKOFF RETURN

*108t Jacoby Jones (10/14/12 vs. Dal.)
105t Jacoby Jones (11/11/12 vs. Oak.)
103t David Reed (12/13/10 at Hou.)
97t Patrick Johnson (12/13/98 vs. Min.)
95t Lardarius Webb (11/1/09 vs. Den.)
Corey Harris (12/13/98 vs. Min.)

* TIES NFL RECORD

COMBINED KICK RETURN RECORDS

MOST COMBINED KICK RETURNS

CAREER	SEASON	GAME
370 Jermaine Lewis (1996-2001)	114 B.J. Sams (2004)	11 B.J. Sams (11/14/04 at NYJ) Lamont Brightful (11/9/03 at STL)
259 B.J. Sams (2004-07)	84 Jermaine Lewis (2001)	

MOST COMBINED KICK RETURN YARDAGE

CAREER	SEASON
5,883 Jermaine Lewis (1996-2001)	1,826 B.J. Sams (2004)
4,481 B.J. Sams (2004-07)	1,558 Jermaine Lewis (2001)
2,950 Corey Harris (1998-2001)	1,508 Jacoby Jones (2012)

HIGHEST AVERAGE

CAREER (MIN. 40 RETURNS)	SEASON (MIN. 20)	GAME (MIN. 3 RETURNS)
24.0 Corey Harris (1998-2001), 123-2,950	30.7 Jacoby Jones (2012), 38-1,167	53.0 Jacoby Jones (10/14/12 vs. Dal.), 3-159
23.3 Yamon Figurs (2007-08), 75-1,746	29.3 David Reed (2010), 21-616	46.7 B.J. Sams (12/11/05 at Den.), 3-140
22.9 B.J. Sams (2004-07), 138-3,161	27.6 Corey Harris (1998), 35-965	45.0 David Reed (11/21/10 at Car.), 3-135
	26.2 Lardarius Webb (2009), 35-918	

MOST TOUCHDOWNS

CAREER	SEASON	GAME
2 Jacoby Jones (2012)	2 Jacoby Jones (2012)	1 Jacoby Jones (11/11/12 vs. Oak., 105 yards)
1 David Reed (2010-12)	1 David Reed (2010)	Jacoby Jones (10/14/12 vs. Dal., *108 yards)
Lardarius Webb (2009-12)	Lardarius Webb (2009)	David Reed (12/13/10 at Hou., 103 yards)
Yamon Figurs (2007-08)	Yamon Figurs (2007)	Lardarius Webb (11/1/09 vs. Den., 95 yards)
Corey Harris (1998-2001)	Corey Harris (1998)	Yamon Figurs (12/9/07 vs. Ind., 94 yards)
Patrick Johnson (1998-2001, 2005)	Patrick Johnson (1998)	Patrick Johnson (12/13/98 vs. Min., 97 yards)
		Corey Harris (12/13/98 vs. Min., 95 yards)

LONGEST KICKOFF RETURNS

*108t Jacoby Jones vs. Dal., 10/14/12
105t Jacoby Jones vs. Oak., 11/11/12
103t David Reed at Hou., 12/13/10
97t Patrick Johnson vs. Min., 12/13/98
95t Lardarius Webb vs. Den., 11/1/09
95t Corey Harris vs. Min., 12/13/98
94t Yamon Figurs vs. Ind., 12/9/07
87 B.J. Sams at Den., 12/11/05
84 David Reed at Car., 11/21/10
77 David Reed at Ten., 9/18/11
76 Jermaine Lewis at Ten., 11/12/01
75 Lamont Brightful vs. SF, 11/30/03
73 Lamont Brightful at Mia., 11/16/03
72 B.J. Sams vs. Oak., 9/17/06
68 Lardarius Webb at GB, 12/7/09
66 Corey Harris vs. Jax., 11/28/99
64 B.J. Sams at Ind., 12/19/04
64 Robert Tate vs. Den., 9/30/02
64 Jermaine Lewis vs. Ind., 12/2/01
63 Javin Hunter at Ind., 10/13/02
63 Corey Harris vs. Pit., 9/19/99
61 Yamon Figurs vs. NYJ, 9/16/07
59 B.J. Sams vs. Atl., 11/19/06
58 Lamont Brightful vs. Jax., 11/2/03
57 Yamon Figurs at SD, 11/25/07

* TIES NFL RECORD

LONGEST MISSED FG RETURN

107t Chris McAlister vs. Den., 9/30/02
--

Current Ravens in Bold



* TIES NFL RECORD

Randall Cobb - GB (9/8/11 vs. NO)
Ellis Hobbs - NE (9/9/07 at NYJ)

PUNTING/KICKING RECORDS

CAREER GROSS PUNTING

RANK	NAME (SEASONS)	NO	YDS	AVG	TB	IN 20	LG	BK
1	Koch, Sam (2006-12)	558	24,891	44.6	46	198	74	2
2	Richardson, Kyle (1998-2001)	364	15,069	41.4	35	128	67	5
3	Zastudil, Dave (2002-05)	327	13,618	41.6	32	89	67	3
4	Montgomery, Greg (1996-97)	151	6,520	43.2	7	47	67	1
5	Murphy, Nick (2004)	18	777	43.2	2	6	54	0
6	Stewart, Kordell (2004-05)	5	177	35.4	0	2	42	0
7	Stover, Matt (1996-2008)	3	100	33.3	2	1	34	0
8	Elling, Aaron (2005)	1	32	32.0	0	1	32	0
9	Boller, Kyle (2003-08)	1	29	29.0	0	0	29	0

PUNTING RECORDS

MOST PUNTS

CAREER

558 **Sam Koch (2006-12)**
 364 Kyle Richardson (1998-2001)
 327 Dave Zastudil (2002-05)

SEASON

103 Kyle Richardson (1999)
 90 Kyle Richardson (1998)
 89 Dave Zastudil (2003)

GAME

10 **Sam Koch (11/05/07 at Pit.)**
 Nick Murphy (11/28/04 at NE)
 Kyle Richardson (12/24/00 vs. NYJ)
 Kyle Richardson (9/20/98 at Jax.)

LONGEST PUNT

74 **Sam Koch (11/9/08 at Hou.)**
 67 **Sam Koch (10/19/08 at Mia.)**
 Dave Zastudil (9/28/03 vs. KC)
 Kyle Richardson (12/27/98 vs. Det.)
 Greg Montgomery (9/29/96 vs. NO)

HIGHEST GROSS PUNTING AVERAGE

CAREER (MIN. 100)

44.6 **Sam Koch (2006-12)**
 43.2 Greg Montgomery (1996-97)
 41.6 Dave Zastudil (2002-05)

SEASON (MIN. 40 PUNTS)

47.1 **Sam Koch (2012)**
 46.5 **Sam Koch (2011)**
 45.0 **Sam Koch (2008)**
 43.9 Kyle Richardson (1998)
 43.8 Greg Montgomery (1999)

GAME (MIN. 4 PUNTS)

52.5 **Sam Koch (11/11/12 vs. Oak.), 4-210**
 Dave Zastudil (9/30/02 vs. Den.), 6-315

52.2 **Sam Koch (10/24/11 at Jax.), 9-470**
Sam Koch (12/20/08 at Dal.), 5-261

50.8 **Sam Koch (10/21/07 at Buf.), 6-305**
Sam Koch (10/14/07 vs. STL), 5-254

HIGHEST NET PUNTING AVERAGE

CAREER (MIN. 100)

38.7 **Sam Koch (2006-12)**
 37.2 Greg Montgomery (1996-97)
 35.4 Kyle Richardson (1998-2001)

SEASON (MIN. 40 PUNTS)

40.8 **Sam Koch (2012)**
 39.9 **Sam Koch (2008)**
 39.2 **Sam Koch (2010)**
 38.6 **Sam Koch (2011)**

GAME (MIN. 4 PUNTS)

52.5 **Sam Koch (11/11/12 vs. Oak.), 4-210**
 48.8 **Sam Koch (12/2/12 vs. Pit.), 5-253**
Sam Koch (10/21/12 at Hou.), 5-253
 46.6 **Sam Koch (12/20/08 at Dal.), 5-233**
 46.0 **Sam Koch (9/7/08 vs. Cin.), 5-230**
 45.9 **Sam Koch (11/20/11 vs. Cin.), 8-391**
Sam Koch (10/24/11 at Jax.), 9-413

MOST PUNTS INSIDE THE 20

CAREER

198 **Sam Koch (2006-12)**
 128 Kyle Richardson (1998-2001)
 89 Dave Zastudil (2002-05)

SEASON

39 **Sam Koch (2010)**
 Kyle Richardson (1999)
 35 Kyle Richardson (2000)
 34 **Sam Koch (2008)**

GAME

5 **Sam Koch (12/13/10 at Hou.)**
Sam Koch (10/17/10 at NE)
 Dave Zastudil (11/17/02 at Mia.)
 Kyle Richardson (12/23/01 vs. Cin.)

MOST CONSECUTIVE PUNTS, NONE BLOCKED

304 **Sam Koch (9/20/09-present)**
 177 Dave Zastudil (12/15/02-9/18/05)

MOST PUNTS HAD BLOCKED

CAREER

5 Kyle Richardson (1998-2001)
 3 Dave Zastudil (2002-05)
 2 **Sam Koch (2006-12)**

SEASON

2 Dave Zastudil (2002)
 Kyle Richardson (2001, 1998)

GAME

2 Dave Zastudil (12/8/02 vs. NO)
 1 9 times, last by **Sam Koch (9/13/09 vs. KC)**

LONGEST PUNTS

74 **Sam Koch at Hou., 11/9/08**
 67 **Sam Koch at Mia., 10/19/08**
 Dave Zastudil vs. KC, 9/28/03
 67 Kyle Richardson vs. Det., 12/27/98
 67 Greg Montgomery vs. NO, 9/29/96
 65 Kyle Richardson at Den., 9/30/01
 65 Kyle Richardson at Ten., 12/6/98

64 **Sam Koch vs. STL, 10/14/07**
 Greg Montgomery at Pit., 9/8/96
 64 Kyle Richardson at NYJ, 9/13/98
 64 Kyle Richardson vs. Ten., 10/11/98

63 **Sam Koch at Cin., 1/1/12**
 63 Kyle Richardson at NE, 1/2/00
 63 Kyle Richardson at STL, 9/12/99
 63 Kyle Richardson vs. Oak., 11/8/98

LONGEST FIELD GOALS

56 **Justin Tucker at Phi., 9/16/12**
 Wade Richey vs. Cle., 9/14/03

54 **Justin Tucker at Hou., 10/21/12**
 Steve Hauschka at Hou., 11/9/08
 52 Matt Stover at Cle., 9/24/06 (game-winner)

51 **Justin Tucker at Hou., 10/21/12**
Justin Tucker at Phi., 9/16/12
 Billy Cundiff at Pit., 11/6/11
 51 Matt Stover at Was., 10/15/00
 51 Matt Stover vs. Pit., 10/29/00
 51 Matt Stover at Ind., 10/13/02
 50 Matt Stover vs. Dal., 11/21/04
 50 Matt Stover vs. KC, 10/4/04
 50 Matt Stover vs. STL, 10/27/96
 50 Matt Stover at Ten., 10/10/99
 50 Matt Stover at Cin., 11/21/99 (game-winner)

Current Ravens in Bold



COMBINED/SCRIMMAGE YARDS

TOP 10 CAREER COMBINED YARDS

RANK	NAME (SEASONS)	NO	YDS	AVG	TD
1	Lewis, Jamal (2000-06)	1,982	9,166	4.6	47
2	Rice, Ray (2008-12)	1,534	8,394	5.5	39
3	Lewis, Jermaine (1996-2001)	532	8,001	15.0	22
4	Mason, Derrick (2005-10)	474	5,778	12.2	29
5	Heap, Todd (2001-10)	475	5,553	11.7	41
6	Sams, B.J. (2004-07)	264	4,502	17.1	3
7	Taylor, Chester (2002-05)	523	3,273	6.3	7
8	Clayton, Mark (2005-09)	266	3,270	12.3	14
9	Taylor, Travis (2000-04)	233	2,982	12.8	15
10	Harris, Corey (1998-2001)	123	2,950	24.0	2

COMBINED YARDS RECORDS

MOST ATTEMPTS

CAREER	SEASON	GAME
1,982 Jamal Lewis (2000-06)		
1,534 Ray Rice (2008-12)		
551 Priest Holmes (1997-2000)		
413 Jamal Lewis (2003)		
370 Ray Rice (2010)		
367 Ray Rice (2011)		
355 Jamal Lewis (2002)		
40 Jay Graham (11/16/97 vs. Phi.)		
38 Bam Morris (10/26/97 at Was.)		
36 Ray Rice (12/19/10 vs. NO)		
Ray Rice (10/17/10 at NE)		
Priest Holmes (11/22/98 at Cin.)		

MOST YARDAGE GAINED

CAREER	SEASON	GAME
9,166 Jamal Lewis (2000-06)		
8,001 Jermaine Lewis (1996-2001)		
8,394 Ray Rice (2008-12)		
2,271 Jamal Lewis (2003)		
2,068 Ray Rice (2011)		
2,041 Ray Rice (2009)		
2,025 Jermaine Lewis (1997)		
308 Jermaine Lewis (12/7/97 vs. Sea.)		
295 Jamal Lewis (9/14/03 vs. Cle.)		
258 Qadry Ismail (12/12/99 at Pit.)		

TOP 10 CAREER SCRIMMAGE YARDS

RANK	NAME (SEASONS)	RUSH	RUSH YDS	REC	REC YDS	TOTAL ATT	SCRIM YDS
1	Lewis, Jamal (2000-06)	1,822	7,801	160	1,365	1,982	9,166
2	Rice, Ray (2008-12)	1,216	5,520	311	2,713	1,527	8,233
3	Mason, Derrick (2005-10)	3	1	471	5,777	474	5,778
4	Heap, Todd (2001-10)	8	61	467	5,492	475	5,553
5	McGahee, Willis (2007-10)	673	2,802	96	544	769	3,346
6	Clayton, Mark (2005-09)	25	112	234	3,116	259	3,228
7	Taylor, Travis (2000-04)	29	224	204	2,758	233	2,982
8	Ismail, Qadry (1999-2001)	1	4	191	2,819	192	2,823
9	Holmes, Priest (1997-2000)	459	2,102	88	585	547	2,687
10	Boldin, Anquan (2010-12)	3	5	186	2,645	189	2,650

SCRIMMAGE YARDS RECORDS

MOST ATTEMPTS

CAREER	SEASON	GAME
1,982 Jamal Lewis (2000-06)		
1,527 Ray Rice (2008-12)		
769 Willis McGahee (2007-10)		
413 Jamal Lewis (2003)		
370 Ray Rice (2010)		
367 Ray Rice (2011)		
355 Jamal Lewis (2002)		
40 Jay Graham (11/16/97 vs. Phi.)		
38 Bam Morris (10/26/97 at Was.)		
36 Ray Rice (12/19/10 vs. NO)		
Ray Rice (10/17/10 at NE)		
Priest Holmes (11/22/98 at Cin.)		

MOST YARDAGE GAINED

CAREER	SEASON	GAME
9,166 Jamal Lewis (2000-06)		
8,233 Ray Rice (2008-12)		
5,778 Derrick Mason (2005-10)		
2,271 Jamal Lewis (2003)		
2,068 Ray Rice (2011)		
2,041 Ray Rice (2009)		
1,776 Ray Rice (2010)		
295 Jamal Lewis (9/14/03 vs. Cle.)		
258 Qadry Ismail (12/12/99 at Pit.)		
233 Ray Rice (12/19/10 vs. NO)		

YARDS FROM SCRIMMAGE (ALL 150-YARD GAMES)

295	Jamal Lewis vs. Cle., 9/14/03
258	Qadry Ismail at Pit., 12/12/99
233	Ray Rice vs. NO, 12/19/10
232	Jamal Lewis at Cin., 9/26/04
227	Priest Holmes at Cin., 11/22/98
226	Jamal Lewis at Cle., 12/21/03
219	Ray Rice vs. Det., 12/13/09
214	Ray Rice at Cle., 12/4/11
213	Jamal Lewis at Cle., 10/6/02
207	Jamal Lewis vs. Dal., 11/19/00
199	Ray Rice at Cin., 1/1/12
198	Derrick Alexander vs. Pit., 12/1/96
194	Ray Rice at Min., 10/18/09
184	Bam Morris at Was., 10/26/97
182	Bam Morris at Jax., 11/10/96
180	Jamal Lewis at Cin., 12/7/03
180	Ray Rice vs. Mia., 11/7/10
179	Jamal Lewis at Cin., 11/5/00
178	Priest Holmes vs. Cin., 9/27/98
176	Ray Rice at Cle., 11/2/08
170	Jamal Lewis vs. Cle., 11/26/00
169	Jay Graham vs. Phi., 11/16/97
167	Jamal Lewis vs. Mia., 1/2/05
167	Willis McGahee at Oak., 1/3/10
166	Travis Taylor at Atl., 11/3/02
165	Torrey Smith vs. Cin., 11/20/11
164	Ray Rice at SD, 11/25/12
164	Mark Clayton at Cin., 11/30/08
164	Ray Rice at STL, 9/25/11
164	Chester Taylor vs. Cin., 12/5/04
162	Torrey Smith at STL, 9/25/11
162	Jamal Lewis vs. Den., 10/26/03
161	Ray Rice vs. Hou., 10/16/11
160	Jamal Lewis vs. Sea., 11/23/03
159	Ray Rice vs. Den., 10/10/10
159	Willis McGahee vs. NE, 12/3/07
159	Jamal Lewis vs. KC, 9/28/03
158	Ray Rice vs. NYG, 12/23/12
156	Jamal Lewis vs. NO, 12/8/02
155	Ray Rice at Pit., 12/27/09
155	Ray Rice vs. Pit., 11/29/09
152	Willis McGahee at Mia., 10/19/08
152	Ray Rice at Phi., 9/16/12
152	Ray Rice at NE, 10/4/09
151	Priest Holmes at Pit., 9/3/00
150	Derrick Alexander vs. Sea., 12/7/97
150	Michael Jackson vs. Jax., 11/24/96
150	Ray Rice vs. NE, 9/23/12

Current Ravens in Bold



TEAM RECORDS

VICTORIES

MOST GAMES WON, SEASON

13 2006
12 2011, 2010, 2000
11 2008
10 2012, 2003, 2001

MOST CONSECUTIVE GAMES WON

8 2000-01 (final 7 through 1st)
7 2000
5 2010-11 (final 4 through 1st)
2006

MOST HOME GAMES WON

8 2011
7 2010, 2006, 2003
6 2012, 2009, 2008, 2005, 2004, 2001, 2000

MOST CONSECUTIVE HOME GAMES WON

15 2010-12 (last 2 through 1st 5)
8 2006-07 (last 5 through 1st 3)
7 2009-10 (last 2 through 1st 5)
2000-01 (last 4 through 1st 3)

MOST AWAY GAMES WON

6 2006, 2000
5 2010, 2008
4 2012, 2011, 1999

MOST CONSECUTIVE AWAY GAMES WON

3 2012, 2010, 2008, 2001, 2000

DEFEATS

MOST GAMES LOST, SEASON

12 1996
11 2007

MOST CONSECUTIVE GAMES LOST

9 2007

MOST HOME GAMES LOST, SEASON

4 2007, 2002, 1999, 1998, 1997, 1996

MOST CONSECUTIVE HOME GAMES LOST

4 2007
3 1999

MOST AWAY GAMES LOST, SEASON

8 2005, 1996
7 2007

MOST CONSECUTIVE AWAY GAMES LOST

11 2004-05 (final 3 through all 8)
8 2005, 1996
7 2007-08 (final 5 through 1st 2)

SCORING

MOST POINTS SCORED

SEASON
398 2012
391 2009, 2003
385 2008

GAME

55 11/11/12 vs. Oak.
48 12/13/09 vs. Det.
12/19/05 vs. GB
44 9/10/12 vs. Cin.
11/30/03 vs. SF
11/23/03 vs. Sea. - OT
11/26/00 vs. Cle.

MOST POINTS SCORED BY OPPONENTS

SEASON
441 1996
384 2007
354 2002

GAME

46 10/6/96 vs. NE
45 11/1/98 vs. Jax.
10/20/96 at Den.
44 12/9/07 vs. Ind.

MOST POINTS SCORED, BOTH TEAMS

SEASON
812 1996
742 2012
672 2003

GAME

85 11/23/03, Bal. (44) vs. Sea. (41) - OT
84 10/6/96, Bal. (38) vs. NE (46)
79 10/20/96, Bal. (34) at Den. (45)

FEWEST POINTS SCORED

SEASON
265 2005
269 1998
275 2007

GAME

0 11/9/97 at Pit.; 9/15/02 vs. TB
3 9 times, last 10/12/08 at Ind.

FEWEST POINTS SCORED BY OPPONENT

SEASON
*165 2000
201 2006
244 2008

GAME

0 10 times, last 11/16/09 at Cle.
3 9 times, last 12/13/09 vs. Det.

FEWEST POINTS SCORED, BOTH TEAMS

SEASON
498 2000
554 2006
564 2005

GAME

9 11/14/99, Bal. (3) at Jax. (6)
13 10/15/00, Bal. (3) at Was. (10)
15 10/7/12, Bal. (9) at KC (6)
10/29/00, Bal. (6) vs. Pit. (9)
11/16/03, Bal. (6) at Mia. (9)

MOST POINTS OVERCOME TO WIN GAME

21 10/30/11 vs. Ari.
(trailed 24-3, won 30-27)
19 11/12/06 at Ten.
(trailed 26-7, won 27-26)
17 11/23/03 vs. Sea.
(trailed 41-24, won 44-41 in OT)

LARGEST BLOWN LEAD TO LOSE GAME

21 10/5/97 vs. Pit. (led 21-0, lost 42-34)
18 11/3/96 vs. Cin. (led 21-3, lost 24-21)
17 12/5/04 vs. Cin. (led 20-3, lost 27-26)

MOST POINTS, EACH HALF

1ST
31 vs. Cle. (11/26/00)
vs. Den. (9/30/02)
28 at NO (10/29/06)

2ND

38 vs. Sea. (11/23/03) (plus 3 in OT)
32 vs. Jax. (9/10/00)
30 vs. Dal. (11/21/04)

MOST POINTS, BOTH TEAMS, HALF

1ST
55 11/1/98, Bal. (13) vs. Jax. (42)
45 9/8/96, Bal. (17) at Pit. (28)
44 10/2/11, Bal. (27) vs. NYJ (17)
10/24/10, Bal. (20) vs. Buf. (24)
12/9/07, Bal. (7) vs. Ind. (37)

2ND

62 11/23/03, Bal. (38, 3 in OT) vs. Sea (24)
54 11/27/05, Bal. (29) at Cin. (25)
50 10/6/96, Bal. (24) vs. NE (26)

MOST POINTS SCORED, EACH QUARTER

1ST
21 9/25/11 at STL
17 10/2/11 vs. NYJ
14 10 times, last 12/23/12 vs. NYG

2ND
31 9/30/02 vs. Den.
24 11/26/00 vs. Cle.
21 3 times, last 12/28/08 vs. Jax.

3RD

21 6 times, last 11/11/12 vs. Oak.

4TH

24 11/23/08 vs. Phi.
22 11/9/08 at Hou.
21 3 times, last 10/18/09 at Min.

OT

6 12/13/10 at Hou.
10/3/99 at Atl.
10/27/96 vs. STL

MOST POINTS ALLOWED, EACH QUARTER

1ST

23 12/9/07 vs. Ind.
17 3 times, last 10/12/08 at Ind.

2ND

28 11/1/98 vs. Jax.
22 11/25/07 at SD
21 4 times, last 10/30/11 vs. Ari.

3RD

17 11/27/05 at Cin.
11/23/03 vs. Sea.
12/2/01 vs. Ind.

4TH

24 12/5/04 vs. Cin.
23 11/28/99 vs. Jax.
21 3 times, last 10/6/02 at Cle.

OT

6 12/16/07 at Mia.
3 6 times, last 12/9/12 at Was.

MOST POINTS, BOTH TEAMS, EACH QUARTER

1ST

26 12/13/98, Bal. (14) vs. Min. (12)

2ND

34 11/1/98, Bal. (6) vs. Jax. (28)

3RD

38 11/23/03, Bal. (21) vs. Sea. (17)

4TH

35 10/6/96, Bal. (24) vs. NE (11)

MOST CONSECUTIVE GAMES SCORING

174 2002 (final 14) - present
71 1997 (final 6) - 2002 (1st game)
25 1996 (all 16) - 1997 (1st 9)

MOST TOUCHDOWNS

SEASON

47 2009
45 1996
44 2012

GAME

7 11/11/12 vs. Oak.
6 12/13/09 vs. Det.
12/19/05 vs. GB
5 15 times, last 9/10/12 vs. Cin.

FEWEST TOUCHDOWNS

SEASON

25 2005
28 2007
29 1998

GAME

0 26 times, last 10/7/12 at KC

MOST TOUCHDOWNS BY OPPONENTS

SEASON

50 1996
39 2007, 1997
38 2002

GAME

6 4 times, last 12/9/07 vs. Ind.

FEWEST TOUCHDOWNS BY OPPONENTS

SEASON

18 2000
21 2006
26 2011, 2008

GAME

0 36 times, last 11/4/12 at Cle.

*16-Game NFL Record

TEAM RECORDS

MOST CONSECUTIVE GAMES SCORING TDs

42 2009 (11) - 2012 (4)

MOST (1-POINT) PAT MADE

SEASON
46 2009
42 2012
41 2008

GAME
7 11/11/12 vs. Oak.
6 12/13/09 vs. Det.
12/19/05 vs. GB
5 10 times, last 9/10/12 vs. Cin.

MOST (1-POINT) PAT MADE BY OPPONENTS

SEASON
41 1996
35 2007, 1998
33 1997

GAME
6 4 times, last 12/9/07 vs. Ind.

FEWEST (1-POINT) PAT MADE

SEASON
23 2005
24 1998
25 2001

FEWEST (1-POINT) PAT MADE BY OPPONENTS

SEASON
15 2000
20 2006
24 2004

MOST (2-POINT) PAT

SEASON
5 1996
4 2003
2 4 times, last 2002

GAME
3 10/6/96 vs. NE
2 10/19/03 at Cin.
1 19 times, last 11/4/12 at Cle.

MOST (2-POINT) PAT BY OPPONENT

SEASON
7 1996
4 1999
2 2002, 1997

GAME
2 11/28/99 vs. Jax.
10/6/96 vs. NE
1 18 times, last 12/9/12 at Was.

MOST FIELD GOALS ATTEMPTED

SEASON
40 2003
39 2011, 2000
35 2008, 2005, 2001

GAME
6 11/22/09 vs. Ind.
9/21/97 at Ten.
5 14 times, last 10/16/11 vs. Hou.

MOST FIELD GOALS MADE

SEASON
35 2000
34 2003
30 2012, 2011, 2005, 2001

GAME
5 6 times, last 10/16/11 vs. Hou.

FEWEST FIELD GOALS ATTEMPTED

SEASON
25 1996
26 2002
28 1998

FEWEST FIELD GOALS MADE

SEASON
19 1996
21 2009, 2002, 1998
26 2010, 1997

MOST FIELD GOALS ATTEMPTED BY OPPONENT

SEASON
43 2007
39 2012
34 1997

GAME
7 11/11/07 vs. Cin.
6 12/13/98 vs. Min.
5 11 times, last 11/4/12 at Cle.

MOST FIELD GOALS MADE BY OPPONENT

SEASON
37 2012, 2007
29 2005, 2002
28 2011, 2003, 1996

GAME
7 11/11/07 vs. Cin.
6 12/13/98 vs. Min.
5 7 times, last 11/4/12 at Cle.

FEWEST FIELD GOALS ATTEMPTED BY OPPONENT

SEASON
19 2000
22 2008
23 2006

FEWEST FIELD GOALS MADE BY OPPONENT

SEASON
14 2000
17 2006
19 2001, 1999

MOST CONSECUTIVE GAMES SCORING FIELD GOALS

38 1999 (final 6) - 2001

MOST CONSECUTIVE GAMES SCORING FIELD GOALS, BY OPPONENT

15 2002 (final game) - 2003 (1st 14 games)
1996 (2nd-16th game)

MOST SAFETIES

SEASON
3 2008

GAME
1 10 times, last 11/23/08 vs. Phi.

MOST SAFETIES BY OPPONENT

SEASON
2 2002
1 2012, 2007, 2006, 2005, 2004, 1997, 1996

GAME
1 9 times, last 10/21/12 at Hou.

FIRST DOWNS

MOST FIRST DOWNS

SEASON
338 1996
320 2009
314 2012

GAME
32 9/13/09 vs. KC
30 10/30/11 vs. Ari.
29 11/24/96 vs. Jax.
28 4 times, last 9/23/12 vs. NE

FEWEST FIRST DOWNS

SEASON
243 1998
259 2003, 1999
260 2004

GAME
5 11/5/07 at Pit.
12/24/00 vs. NYJ

MOST FIRST DOWNS BY OPPONENT

SEASON
351 1996
326 2012
316 2002

GAME

33 9/23/12 vs. NE
11/3/96 vs. Cin.
30 10/14/12 vs. Dal.
9/30/02 vs. Den.

FEWEST FIRST DOWNS BY OPPONENT

SEASON
216 2000
228 2008
236 2006

GAME
5 11/26/00 vs. Cle.
6 3 times, last 9/13/10 at NYJ

MOST FIRST DOWNS RUSHING

SEASON
132 2008
116 2000
115 2009, 2003

GAME
17 10/10/10 vs. Den.
16 12/4/11 at Cle.
15 11/19/00 vs. Dal.
14 3 times, last on 12/13/09 vs. Det.

FEWEST FIRST DOWNS RUSHING

SEASON
86 2006, 1998
87 1999
90 2002

GAME
0 9/18/05 at Ten.
1 7 times, last 10/24/11 at Jax.

MOST FIRST DOWNS RUSHING BY OPPONENT

SEASON
115 1996
105 2012
101 1997

GAME
15 11/3/96 vs. Cin.
14 9/8/96 at Pit.
12 7 times, last 12/16/12 vs. Den.

FEWEST FIRST DOWNS RUSHING BY OPPONENT

SEASON
58 2008
59 2006, 2000
69 2007

GAME
0 10/29/06 at NO
12/28/03 vs. Pit.
12/19/99 vs. NO

MOST FIRST DOWNS PASSING

SEASON
208 1996
187 2009
182 2012

GAME
20 9/13/09 vs. KC
19 4 times, last on 11/25/12 at SD

FEWEST FIRST DOWNS PASSING

SEASON
121 2003
135 2004
140 1998

GAME
3 11/9/97 at Pit.
4 8 times, last 11/5/07 at Pit.

MOST FIRST DOWNS PASSING BY OPPONENT

SEASON
213 1996
190 2002
187 2012, 2010

GAME
21 12/13/10 at Hou.
10/24/10 vs. Buf.
20 11/28/99 vs. Jax.
12/13/98 vs. Min.

TEAM RECORDS

FEWEST FIRST DOWNS PASSING BY OPPONENT

SEASON
135 2000
144 2003
151 2006
GAME
2 9/13/10 at NYJ
11/26/00 vs. Cle.
3 4 times, last 11/21/10 at Car.

MOST FIRST DOWNS BY PENALTY

SEASON
34 2012
33 2011
31 2010
GAME
6 9/13/10 at NYJ
5 8 times, last 9/23/12 vs. NE

FEWEST FIRST DOWNS BY PENALTY

SEASON
16 2000
17 2006, 1998, 1997
18 2009

MOST FIRST DOWNS BY PENALTY BY OPPONENT

SEASON
37 2005
34 2012, 2009
32 1999
GAME
8 9/23/12 vs. NE
10/9/05 at Det.
7 11/15/98 at SD
6 12/7/09 at GB
9/14/97 at NYG

FEWEST FIRST DOWNS BY PENALTY BY OPP.

SEASON
18 2010, 2008
20 2001
22 2000

NET YARDS

MOST NET YARDS (RUSHING AND PASSING)

SEASON
5,723 1996
5,640 2012
5,619 2009
GAME
553 9/25/11 at STL
548 12/13/09 vs. Det.
533 12/23/12 vs. NYG
503 9/23/12 vs. NE
501 9/13/09 vs. KC
479 9/27/09 vs. Cle.
11/19/00 vs. Dal.

FEWEST NET YARDS (RUSHING AND PASSING)

SEASON
4,375 2004
4,498 1998
4,639 2002
GAME
104 11/5/07 at Pit.
124 11/28/04 at NE
142 12/24/00 vs. NYJ

MOST NET YARDS BY OPP. (RUSHING AND PASSING)

SEASON
5,889 1996
5,615 2012
5,363 1997
5,353 2002
GAME
548 10/20/96 at Den.
540 11/29/98 vs. Ind.
524 12/24/00 vs. NYJ

FEWEST NET YARDS BY OPP. (RUSHING AND PASSING)

SEASON
3,967 2000
4,177 2008
4,222 1999
GAME
94 9/24/00 vs. Cin.
107 10/10/04 at Was.
112 11/26/00 vs. Cle.

MOST TOTAL NET YARDS, BOTH TEAMS

GAME
964 10/27/96, Bal. (478) vs. STL (486) - OT
940 10/20/96, Bal. (392) at Den. (548)
899 9/23/12, Bal. (503) vs. NE (396)

FEWEST TOTAL NET YARDS, BOTH TEAMS

GAME
339 10/10/04, Bal. (232) at Was. (107)
351 10/24/11, Bal. (146) at Jax. (205)
364 11/15/98, Bal. (161) at SD (203)

RUSHING

MOST RUSHING ATTEMPTS

SEASON
592 2008
552 2003
511 2000
GAME
55 12/4/11 at Cle.
51 11/26/00 vs. Cle.
47 10/10/10 vs. Den.
46 12/30/12 at Cin.
10/26/08 vs. Oak.
9/7/08 vs. Cin.

FEWEST RUSHING ATTEMPTS

SEASON
408 1998
416 1996
420 1997
GAME
12 3 times, last 10/21/12 at Hou.
13 9/18/05 at Ten.
12/16/01 vs. Pit.
14 3 times, last 12/18/11 at SD

MOST RUSHING ATTEMPTS BY OPPONENT

SEASON
508 1996
492 2012
472 1998
GAME
50 10/7/12 at KC
47 10/27/96 vs. STL - OT
46 10/4/04 vs. KC
45 12/16/12 vs. Den.

FEWEST RUSHING ATTEMPTS BY OPPONENT

SEASON
361 2000
366 2008
367 2006
GAME
11 11/26/06 vs. Pit.
13 10/10/10 vs. Den.
9/10/06 at TB
10/1/00 at Cle.

MOST YARDS GAINED RUSHING

SEASON
2,674 2003
2,376 2008
2,200 2009
GAME
343 9/14/03 vs. Cle.
308 12/13/09 vs. Det.
290 12/4/11 at Cle.
276 12/21/03 at Cle.

FEWEST YARDS GAINED RUSHING

SEASON
1,589 1997
1,605 2005
1,629 1998
GAME
14 9/18/05 at Ten.
24 12/20/98 at Chi.
34 10/24/11 at Jax.

MOST YARDS GAINED RUSHING BY OPPONENT

SEASON
1,965 2012
1,920 1996
1,762 2002
GAME
227 10/14/12 vs. Dal.
222 10/20/96 at Den.
214 10/7/12 at KC
10/5/97 vs. Pit.
207 11/16/08 at NYG

FEWEST YARDS GAINED RUSHING BY OPPONENT

SEASON
970 2000
1,214 2006
1,231 1999
GAME
4 9/24/00 vs. Cin.
11 12/19/99 vs. NO
21 11/26/06 vs. Pit.

HIGHEST AVERAGE GAIN, RUSHING

SEASON
4.8 2003
4.7 2009
4.3 2012, 2011, 2000

LOWEST AVERAGE GAIN, RUSHING

SEASON
3.4 2006
3.6 2005
3.7 2001

HIGHEST AVERAGE GAIN, RUSHING BY OPPONENT

SEASON
4.0 2012
3.9 2010
3.8 1996
3.7 2005, 2002

LOWEST AVERAGE GAIN, RUSHING BY OPPONENT

SEASON
2.7 2000
2.8 2007
3.1 1999

MOST TOUCHDOWNS RUSHING

SEASON
22 2009
20 2008
18 2003
GAME
5 12/13/09 vs. Det.
4 10/10/10 vs. Den.
3 11 times, last 11/11/12 vs. Oak.

FEWEST TOUCHDOWNS RUSHING

SEASON
5 2005
7 1998, 1997
9 2002, 2000, 1999

MOST TOUCHDOWNS RUSHING BY OPPONENT

SEASON
18 1996
17 2002, 1997
15 2012
12 1998
GAME
4 10/9/05 at Det.
3 8 times, last 12/18/11 at SD

TEAM RECORDS

FEWEST TOUCHDOWNS RUSHING BY OPPONENT

SEASON
4 2008
5 2010, 2006, 2000
6 2003, 1999

PASSING

MOST PASSING ATTEMPTS

SEASON
586 1997
570 1996
562 2005
GAME
64 9/23/01 at Cin.
54 9/11/05 vs. Ind.
53 2 times, last 11/13/11 at Sea.

FEWEST PASSING ATTEMPTS

SEASON
415 2003
433 2008
465 2004
GAME
17 10/4/04 vs. KC 11/8/98 vs. Oak.
18 6 times, last 10/10/04 at Was.

MOST PASSING ATTEMPTS BY OPPONENT

SEASON
599 1999
596 2010
573 2002
GAME
69 12/24/00 vs. NYJ
62 12/13/10 at Hou.
56 12/13/98 vs. Min.

FEWEST PASSING ATTEMPTS BY OPPONENT

SEASON
490 2007
501 2004
509 2006
GAME
15 10/13/96 at Ind.
16 9/17/00 vs. Mia. 10/21/99 vs. KC

MOST PASS COMPLETIONS

SEASON
341 2007
338 1997
335 2005, 1996
GAME
34 9/30/07 at Cle. 9/11/05 vs. Ind. 9/23/01 at Cin.

FEWEST PASS COMPLETIONS

SEASON
217 2003
258 2004
261 2008
GAME
7 9/14/03 vs. Cle.
8 12/7/03 vs. Cin. 12/12/99 at Pit.

MOST PASS COMPLETIONS BY OPPONENT

SEASON
360 2002
350 1996
349 2010
GAME
36 12/24/00 vs. NYJ
35 9/30/02 vs. Den.
32 11/11/10 at Atl. 12/13/98 vs. Min.

FEWEST PASS COMPLETIONS BY OPPONENT

SEASON
276 2008, 2004
279 2006
288 2011
GAME
9 6 times, last 10/24/11 at Jax.

MOST NET YARDS GAINED, PASSING

SEASON
3,978 1996
3,739 2012
3,702 1997
GAME
404 10/27/96 vs. STL - OT
385 9/25/11 at STL
382 9/23/12 vs. NE

FEWEST NET YARDS GAINED, PASSING

SEASON
2,255 2003
2,312 2004
2,808 2008
GAME
37 12/17/00 at Ari.
40 11/5/07 at Pit.
47 11/28/04 at NE

MOST NET YARDS GAINED, PASSING BY OPPONENT

SEASON
3,969 1996
3,673 1997
3,650 2012
GAME
473 12/24/00 vs. NYJ
421 9/20/09 at SD
378 12/13/10 at Hou.

FEWEST NET YARDS GAINED, PASSING BY OPPONENT

SEASON
2,805 2003
2,875 2008
2,958 2005
GAME
55 10/10/04 at Was.
60 9/13/10 at NYJ
64 12/10/00 vs. SD

MOST TIMES SACKED

SEASON
56 1999
43 2000
42 2005, 2003
GAME
7 8 times, last 12/18/11 at SD

FEWEST TIMES SACKED

SEASON
17 2006
33 2011, 2008
35 2004

MOST TIMES OPPONENTS SACKED

SEASON
60 2006
49 1999
48 2011
GAME
9 11/24/11 vs. SF 11/26/06 vs. Pit. 11/16/97 vs. Phi. - OT
7 9/24/06 at Cle. 12/26/99 vs. Cin.

FEWEST TIMES OPPONENTS SACKED

SEASON
27 2010
30 1996
32 2009, 2007

MOST CONSECUTIVE GAMES OPPONENTS SACKED

22 (9th game in 2000 - 14th in 2001)
21 (5th game in 2008 - 9th game in 2009) (15th game in 2005 - 3rd in 2007) (8th game in 1997 - 12th in 1998)

HIGHEST COMPLETION PERCENTAGE

SEASON
62.9 2009 (321-510)
62.7 2010 (308-491)
62.6 2006 (328-524)
GAME
80.0 11/1/09 vs. Den. (20-25) 9/9/01 vs. Chi. (24-30)
79.4 11/1/98 vs. Jax. (27-34)
78.9 1/1/12 at Cin. (15-19)
77.8 12/10/06 at KC (21-27) 11/26/06 vs. Pit. (21-27)

LOWEST COMPLETION PERCENTAGE

SEASON
49.5 1999 (270-546)
52.3 2003 (217-415)
54.7 2002 (262-479)
GAME
30.8 12/12/99 at Pit. (8-26)
32.3 10/2/11 vs. NYJ (10-31)
35.3 11/15/98 at SD (12-34)

HIGHEST COMPLETION PERCENTAGE BY OPPONENT

SEASON
65.2 1996 (350-537)
62.8 2002 (360-573)
60.1 2012 (335-557)
GAME
83.9 11/17/96 at SF (26-31)
80.6 12/5/04 vs. Cin. (29-36)
79.4 10/14/01 at GB (27-34)

LOWEST COMPLETION PERCENTAGE BY OPPONENT

SEASON
52.3 2008 (276-528)
53.8 2011 (288-535)
54.8 2006 (279-509), 1999 (328-599)
GAME
31.4 10/2/11 vs. NYJ (11-35)
35.7 11/15/98 at SD (15-42)
36.4 11/30/08 at Cin. (12-33)

MOST TOUCHDOWNS PASSING

SEASON
34 1996
25 2010, 1997
22 2012
21 2011, 2009, 2006, 1999
GAME
5 9/10/00 vs. Jax.
4 5 times, last 12/20/09 vs. Chi.

FEWEST TOUCHDOWNS PASSING

SEASON
13 2007, 2004
16 2008, 2003, 1998
17 2005

MOST TOUCHDOWNS PASSING BY OPPONENT

SEASON
27 2007, 1996
22 2010
20 1999, 1998, 1997
GAME
5 11/5/07 at Pit. 11/23/03 vs. Sea.

FEWEST TOUCHDOWNS PASSING BY OPPONENT

SEASON
11 2011, 2000
14 2004
15 2012
16 2006, 2002, 2001



TEAM RECORDS

MOST PASSES HAD INTERCEPTED

SEASON
 21 2005
 20 2001, 1999, 1996
 19 2003, 2000

GAME
 4 6 times, last 9/19/10 at Cin.

FEWEST PASSES HAD INTERCEPTED

SEASON
 10 2010
 11 2012, 2004
 12 2011, 2008

PUNTING

MOST PUNTS

SEASON
 104 1999
 97 2004
 92 1998

GAME
 10 5 times, last 11/5/07 at Pit.

FEWEST PUNTS

SEASON
 69 1996
 73 2011
 74 2009

GAME
 0 11/7/10 vs. Mia.
 9/30/07 at Cle.
 1 10/31/05 at Pit.
 9/24/00 vs. Cin.

MOST PUNTS BY OPPONENT

SEASON
 115 1999
 105 2003
 98 2001

GAME
 11 11/30/08 at Cin.
 12/19/99 vs. NO
 10 4 times, last 10/7/01 vs. Ten.

FEWEST PUNTS BY OPPONENT

SEASON
 68 1996
 76 2007
 78 2002

GAME
 0 2 times, last 12/18/11 at SD
 1 10/14/12 vs. Dal.
 2 13 times, last 10/24/10 vs. Buf.

HIGHEST GROSS PUNTING AVERAGE

SEASON
 47.1 2012
 46.5 2011
 45.0 2008

LOWEST GROSS PUNTING AVERAGE

SEASON
 38.0 2001
 40.2 2000
 40.5 2002

HIGHEST GROSS PUNTING AVERAGE BY OPPONENT

SEASON
 46.2 2012
 44.9 2006
 44.5 2000

LOWEST GROSS PUNTING AVERAGE BY OPPONENT

SEASON
 40.1 2004, 2003
 40.5 2005
 40.8 2002

HIGHEST NET PUNTING AVERAGE

SEASON
 40.8 2012
 39.9 2008
 39.2 2010

LOWEST NET PUNTING AVERAGE

SEASON
 32.9 2002, 2001
 33.9 2000
 34.6 2004

HIGHEST NET PUNTING AVERAGE BY OPPONENT

SEASON
 41.2 2012
 39.1 2010
 38.4 2011

LOWEST NET PUNTING AVERAGE BY OPPONENT

SEASON
 32.8 2002
 33.0 2005
 33.1 2004, 2000

PUNT RETURNS

MOST PUNT RETURNS

SEASON
 60 2004
 59 1999
 53 2003

GAME
 9 11/26/00 vs. Cle.
 8 11/25/12 at SD
 7 6 times, last 12/23/12 vs. NYG

FEWEST PUNT RETURNS

SEASON
 34 2002
 35 2007
 36 2011

MOST PUNT RETURNS BY OPPONENT

SEASON
 55 2005
 53 1997
 49 2012

GAME
 7 2 times, last 12/4/05 at Hou.
 6 15 times, last 12/16/12 vs. Den.

FEWEST PUNT RETURNS BY OPPONENT

SEASON
 27 1996
 33 2011, 2001
 34 2010

MOST FAIR CATCHES

SEASON
 27 2011
 26 2012, 2010
 23 2003

GAME
 5 11/30/08 at Cin.
 4 7 times, last 11/18/12 at Pit.

MOST FAIR CATCHES BY OPPONENT

SEASON
 28 1999
 24 1998
 23 2000

GAME
 6 12/19/99 vs. NO
 4 4 times, last 10/24/10 vs. Buf.

MOST YARDS, PUNT RETURNS

SEASON
 713 2000
 616 2004
 564 1997

GAME
 184 12/7/97 vs. Sea.
 173 12/24/00 vs. NYJ
 126 11/26/00 vs. Cle.

FEWEST YARDS, PUNT RETURNS

SEASON
 290 2009
 319 2010
 338 2007

MOST YARDS, PUNT RETURNS BY OPPONENT

SEASON
 481 2005
 471 2002
 468 1999

GAME
 117 11/2/97 at NYJ (OT)
 112 10/30/11 vs. Ari.
 110 11/23/97 vs. Ari.

FEWEST YARDS, PUNT RETURNS BY OPPONENT

SEASON
 183 2001
 245 2008
 273 1996

HIGHEST AVERAGE, PUNT RETURNS

SEASON
 15.8 2000 (45-713)
 13.4 1997 (42-564)
 12.6 1998 (43-541)

LOWEST AVERAGE, PUNT RETURNS

SEASON
 7.4 2010 (43-319), 2009 (39-290)
 7.7 2003 (53-410), 1999 (59-452)
 7.8 2006 (45-351)

HIGHEST AVERAGE, PUNT RETURNS BY OPPONENT

SEASON
 11.9 2011 (33-392)
 11.8 2002 (40-471)
 10.9 1999 (43-468)

LOWEST AVERAGE, PUNT RETURNS BY OPPONENT

SEASON
 5.5 2001 (33-183)
 6.4 2008 (38-245)
 7.1 1998 (40-284)

MOST TOUCHDOWNS ON PUNT RETURNS

SEASON
 2 2007, 2004, 2000, 1998, 1997
 1 2012, 2011, 2002

GAME
 2 12/24/00 vs. NYJ
 12/7/97 vs. Sea.
 1 9 times, last 11/18/12 at Pit.

MOST TDs ON PUNT RETURNS BY OPPONENT

SEASON
 2 2011, 2002
 1 2009, 2005, 1999, 1998

GAME
 1 8 times, last 12/24/11 vs. Cle.

KICKOFF RETURNS

MOST KICKOFF RETURNS

SEASON
 86 1996
 71 1997
 69 1998

GAME
 10 12/13/98 vs. Min.
 9 9/10/00 vs. Jax.
 8 6 times, last 10/18/09 at Min.

FEWEST KICKOFF RETURNS

SEASON
 42 2011
 45 2006, 2000
 50 2008
 54 1999

TEAM RECORDS

MOST KICKOFF RETURNS BY OPPONENT

SEASON
77 2009
76 2008
75 2006

GAME
9 12/13/09 vs. Det.
12/19/05 vs. GB
12/2/01 vs. Ind.

FEWEST KICKOFF RETURNS BY OPPONENT

SEASON
36 2011
37 2012
38 2010

MOST YARDS, KICKOFF RETURNS

SEASON
1,734 1996
1,700 1998
1,636 2012

GAME
367 12/13/98 vs. Min.
233 12/13/10 at Hou.
201 10/21/12 at Hou.

FEWEST YARDS, KICKOFF RETURNS

SEASON
1,005 2000
1,007 2008
1,046 2006

GAME
0 4 times, last 12/30/07 vs. Pit.

MOST YARDS, KICKOFF RETURNS BY OPPONENT

SEASON
1,720 2008
1,636 2006
1,565 2009

GAME
245 11/18/07 vs. Cle.
244 11/10/02 vs. Cin.
237 11/2/08 at Cle.
1/2/05 vs. Mia.

FEWEST YARDS, KICKOFF RETURNS BY OPP.

SEASON
859 2012
987 2010
1,050 2011

GAME
0 12/18/11 at SD
11/20/11 vs. Cin.
9/18/11 at Ten.
12/5/10 vs. Pit.
11/16/03 at Mia.
9/8/02 at Car.

HIGHEST AVERAGE, KICKOFF RETURNS

SEASON
27.3 2012 (60-1,636)
26.2 2009 (59-1,547)
24.9 2011 (42-1,047)

LOWEST AVERAGE, KICKOFF RETURNS

SEASON
20.1 2008 (50-1,007)
20.2 1997 (71-1,435), 1996 (86-1,735)
20.3 1999 (54-1,098)

HIGHEST AVERAGE, KICKOFF RETURNS BY OPPONENT

SEASON
29.2 2011 (36-1,050)
26.0 2010 (38-987)
23.7 2007 (61-1,444)

LOWEST AVERAGE, KICKOFF RETURNS BY OPPONENT

SEASON
20.0 1996 (70-1,402)
20.3 2009 (77-1,565)
20.5 1998 (57-1,168)

MOST TOUCHDOWNS ON KICKOFF RETURNS

SEASON
2 2012, 1998

GAME
*2 12/13/98 vs. Min.

MOST TDs ON KICKOFF RETURNS BY OPPONENT

SEASON
2 2008, 2004, 1998
1 2011, 2003, 2002, 1997

GAME
1 10 times, last 10/2/11 vs. NYJ

FUMBLES

MOST FUMBLES

SEASON
37 2003, 1997
35 2007
34 2002

GAME
7 10/13/02 at Ind.
10/22/00 vs. Ten.
5 10 times, last 12/20/08 at Dal.

FEWEST FUMBLES

SEASON
14 2012
19 2009
21 2006

MOST FUMBLES BY OPPONENT

SEASON
45 2000
29 2003
28 2005

GAME
8 10/8/00 at Jax.
5 6 times, last 10/2/11 vs. NYJ

FEWEST FUMBLES BY OPPONENT

SEASON
12 2007
17 1998
20 2009

MOST FUMBLES LOST

SEASON
26 2007
19 2003
18 2002

GAME
5 12/13/98 vs. Min.
4 4 times, last 11/11/07 vs. Cin.

FEWEST FUMBLES LOST

SEASON
5 2012
7 2000
9 2009, 2008, 2006

MOST FUMBLES LOST BY OPPONENT

SEASON
26 2000
17 2003
15 2005

GAME
4 4 times, last 9/11/11 vs. Pit.

FEWEST FUMBLES LOST BY OPPONENT

SEASON
6 2007, 2002, 1998
7 1996
8 2010, 2008

MOST OWN FUMBLES RECOVERED

SEASON
20 1997
19 2008, 2000
18 2003

* Ties NFL Record

FEWEST OWN FUMBLES RECOVERED

SEASON
9 2012, 2007
10 2009, 1996
12 2011, 2010, 2006

MOST OPPONENTS FUMBLES RECOVERED

SEASON
26 2000
17 2003
15 2005

GAME
4 4 times, last 9/11/11 vs. Pit.

FEWEST OPPONENTS FUMBLES RECOVERED

SEASON
5 1998
6 2007, 2002
7 1996

MOST TDs, FUMBLES RECOVERED, OWN & OPPONENT

SEASON
3 2011
2 2005, 2004
1 2009, 2008, 2006, 2003, 2002, 2001

GAME
2 10/2/11 vs. NYJ
1 11 times, last 9/25/11 at STL

MOST TDs, OWN FUMBLES RECOVERED

SEASON
1 2004, 2003, 2002

GAME
1 12/5/04 vs. Cin.
9/21/03 at SD
12/29/02 at Pit.

MOST TDs, OPPONENTS FUMBLES RECOVERED

SEASON
3 2011
2 2005
1 2009, 2008, 2006, 2004, 2001

GAME
2 10/2/11 vs. NYJ
1 8 times, last 9/25/11 at STL

INTERCEPTIONS

MOST INTERCEPTIONS

SEASON
28 2006
26 2008
25 2002

GAME
5 10/14/07 vs. STL
4 10 times, last 12/20/09 vs. Chi.

FEWEST INTERCEPTIONS

SEASON
11 2005
13 2012
15 2011, 1996

MOST INTERCEPTIONS BY OPPONENT

SEASON
21 2005
20 2001, 1999, 1996

GAME
4 5 times, last 11/18/01 vs. Cle.

FEWEST INTERCEPTIONS BY OPPONENT

SEASON
10 2010
11 2012, 2004
12 2011, 2008

MOST CONSECUTIVE GAMES W/ INTERCEPTIONS

10 2005-06 (game 16 in '05 through 1st 9 in '06)
9 2010-11 (game 12 in '10 through 1st 4 in '11)
2006 (games 1-9)



TEAM RECORDS

MOST CONSECUTIVE GAMES W/ INTs BY OPPONENT

9	2001 (games 5-13)
7	1998 (games 5-11) 1996-97 (last 4 through 1st 3)

MOST INTERCEPTION YARDS

SEASON	
700	2004
544	2006
511	2003

GAME	
183	12/24/00 vs. NYJ
162	11/23/08 vs. Phi.
156	10/24/04 vs. Buf.

FEWEST INTERCEPTION YARDS

SEASON	
147	1996
161	1998
175	2011

MOST INTERCEPTION YARDS BY OPPONENT

SEASON	
349	1996
331	2001
293	2007

GAME	
108	10/21/99 vs. KC
103	12/19/04 at Ind.
100	11/18/07 vs. Cle.

FEWEST INTERCEPTION YARDS BY OPPONENT

SEASON	
104	2008
118	1997
142	2006

MOST TDs ON INTERCEPTIONS

SEASON	
5	2008, 2006, 2004
4	2003, 1999
3	2010

GAME	
2	11/21/10 at Car. 10/29/06 at NO
1	37 times, last 9/27/12 vs. Cle.

MOST TDs ON INTERCEPTIONS BY OPPONENT

SEASON	
3	2012, 2005, 2001, 1999, 1996
2	2000
1	2011, 2008, 2007, 2002

GAME	
2	10/21/99 vs. KC
1	19 times, last 12/30/12 at Cin.

PENALTIES

FEWEST PENALTIES

SEASON	
89	2001
90	2010
92	2011
GAME	
1	5 times, last 12/26/10 at Cle.

MOST PENALTIES

SEASON	
139	2005
126	2003
125	1999
GAME	
21	10/9/05 at Det.
14	9/23/12 vs. NE 11/23/03 vs. Sea. 11/15/98 at SD

FEWEST PENALTIES BY OPPONENT

SEASON	
79	2006
84	2007, 2000
88	2009

GAME	
0	12/23/07 at Sea.
1	11/11/10 at Atl. 12/20/09 vs. Chi. 12/8/96 at Cin.

MOST PENALTIES BY OPPONENT

SEASON	
122	1999, 1998
117	2010
114	2008

GAME	
16	11/15/98 at SD
15	10/10/99 at Ten. 11/21/99 at Cin.
14	9/13/10 at NYJ 11/8/98 vs. Oak. 10/27/96 vs. STL

FEWEST PENALTIES, BOTH TEAMS

GAME	
3	12/26/10, Bal. (1) at Cle. (2)
4	9/8/96, Bal. (1) at Pit. (3)
5	12/20/09, Bal. (4) vs. Chi. (1) 12/16/07, Bal. (1) at Mia. (4) 12/8/96, Bal. (4) at Cin. (1)

MOST PENALTIES, BOTH TEAMS

GAME	
30	11/15/98, Bal. (14) at SD (16)
28	10/9/05, Bal. (21) at Det. (7)
24	9/23/12, Bal. (14) vs. NE (10) 10/10/99, Bal. (9) at Ten. (15)

FEWEST YARDS PENALIZED

SEASON	
673	2010
728	2001
730	2000

GAME	
5	12/16/07 at Mia. 11/10/02 vs. Cin.
10	11/29/98 vs. Ind. 9/8/96 at Pit.

MOST YARDS PENALIZED

SEASON	
1,127	2012
1,094	2009
1,067	2005
GAME	
147	10/9/05 at Det.
146	10/6/96 vs. NE
135	9/23/12 vs. NE & 12/7/09 at GB

FEWEST YARDS OPPONENT PENALIZED

SEASON	
535	2000
580	2006
728	2007

GAME	
0	12/23/07 at Sea.
5	11/11/10 at Atl. 12/8/96 at Cin.
9	12/20/09 vs. Chi.

MOST YARDS OPPONENT PENALIZED

SEASON	
1,118	1999
1,032	2011
1,013	1998
GAME	
212	10/10/99 at Ten.
175	12/7/09 at GB
146	11/15/98 at SD

FEWEST YARDS PENALIZED, BOTH TEAMS

GAME	
25	12/26/10, Bal. (5) at Cle. (20)
30	12/16/07, Bal. (5) at Mia. (25) 9/8/96, Bal. (10) at Pit. (20)
35	12/20/09, Bal. (26) vs. Chi. (9) 12/10/00, Bal. (15) vs. SD (20) 11/16/97, Bal. (15) vs. Phi. (20)

MOST YARDS PENALIZED, BOTH TEAMS

GAME	
310	12/7/09, Bal. (135) at GB (175)
293	10/10/99, Bal. (81) at Ten. (212)
252	11/15/98, Bal. (106) at SD (146)

TURNOVERS

MOST TURNOVERS

SEASON	
40	2007
38	2003
36	2005, 2001
GAME	
7	11/9/03 at STL 11/9/97 at Pit.
6	4 times, last 11/11/07 vs. Cin.

FEWEST TURNOVERS

SEASON	
16	2012
20	2010
21	2008

MOST TURNOVERS BY OPPONENT

SEASON	
49	2000
41	2003
40	2006

GAME	
7	9/11/11 vs. Pit.
6	6 times, last 12/20/09 vs. Chi.

FEWEST TURNOVERS BY OPPONENT

SEASON	
22	1996
23	2007, 1998
25	2012

MOST TURNOVERS, BOTH TEAMS

SEASON	
79	2003
75	2000
64	2001

GAME	
11	11/9/03, Bal. (7) at STL (4)

MOST TDs BY RAVENS OFF TURNOVERS

SEASON	
7	2004 (5 INTs, 2 FRs)
6	2008 (5 INTs, 1 FR) 2006 (5 INTs, 1 FR)
4	2011 (3 FRs, 1 INT), 2003 (4 INTs), 1999 (4 INTs)

GAME	
3	10/2/11 vs. NYJ (2 FRs, 1 INT)
2	11/21/10 at Car. (2 INTs) 10/29/06 at NO (2 INTs)
1	39 times, last 9/27/12 vs. Cle. (1 INT)

MOST TDs BY OPPONENT OFF TURNOVERS

SEASON	
4	1999 (3 INTs, 1 FR), 1996 (3 INTs, 1 FR)
3	2012, (3 INTs), 2008, (2 FRs, 1 INT), 2007 (2 FRs, 1 INT), 2005 (3 INTs), 2001 (3 INTs)

GAME	
2	10/21/99 vs. KC (2 INTs)
1	32 times, last 12/30/12 at Cin.



OPPONENT SINGLE-GAME BESTS

SCORING

MOST POINTS

- 21 Shayne Graham 11/11/07 vs. Cin. (7 FGs)
- 20 Gary Anderson 12/13/98 vs. Min. (6 FGs, 2 PATs)
- 18 8 times, last by Lee Evans 10/24/10 vs. Buf. (3 receiving)

MOST TOUCHDOWNS

- 3 Lee Evans 10/24/10 vs. Buf. (3 receiving)
- Joseph Addai 12/9/07 vs. Ind. (2 rush, 1 receiving)
- Deuce McAllister 12/8/02 vs. NO (3 rushing)
- Jimmy Smith 9/10/00 vs. Jax. (3 receiving)
- Karim Abdul-Jabbar 10/19/97 vs. Mia. (3 rushing)
- Tony Martin 9/28/97 at SD (3 receiving)
- Ed McCaffrey 10/20/96 at Den. (3 receiving)

MOST PATs ATTEMPTED

- 6 Adam Vinatieri 12/9/07 vs. Ind.
- Mike Hollis 11/1/98 vs. Jax.
- Norm Johnson 10/5/97 vs. Pit.
- Jason Elam 10/20/96 at Den.

MOST PATs MADE

- 6 Adam Vinatieri 12/9/07 vs. Ind.
- Mike Hollis 11/1/98 vs. Jax.
- Norm Johnson 10/5/97 vs. Pit.
- Jason Elam 10/20/96 at Den.

MOST FGs ATTEMPTED

- 7 Shayne Graham 11/11/07 vs. Cin.
- 6 Gary Anderson 12/13/98 vs. Min.
- 5 11 times, last by Phil Dawson 11/4/12 at Cle.

MOST FGs MADE

- 7 Shayne Graham 11/11/07 vs. Cin.
- 6 Gary Anderson 12/13/98 vs. Min.
- 5 7 times by 6 different players, last by Phil Dawson 11/4/12 at Cle.

LONGEST FG ATTEMPTED

- 60 John Hall 9/13/98 at NYJ
- 57 Mike Vanderjagt 10/13/02 at Ind.
- 54 Josh Scobee (2) 10/24/11 at Jax.
- Phil Dawson 11/2/08 at Cle.
- Nate Kaeding 10/1/06 vs. SD

LONGEST FG MADE

- 54 Josh Scobee (2) 10/24/11 at Jax.
- Phil Dawson 11/2/08 at Cle.
- Nate Kaeding 10/1/06 vs. SD
- 53 Ryan Succop 9/13/09 vs. KC
- Mike Vanderjagt 11/29/98 vs. Ind.

RUSHING

MOST RUSHING ATTEMPTS

- 36 Ricky Williams 11/16/03 at Mia.
- 34 Cedric Benson 11/8/09 at Cin.
- 33 Priest Holmes 10/4/04 vs. KC
- 32 Marshawn Lynch 11/13/11 at Sea.
- Deuce McAllister 12/8/02 vs. NO

MOST YARDS RUSHING

- 194 Terrell Davis 10/20/96 at Den.
- 192 Marshall Faulk 11/29/98 vs. Ind.
- 163 James Allen 12/20/98 at Chi.
- 155 Domanick Davis (Williams) 12/4/05 vs. Hou.
- 151 Fred Taylor 10/20/02 vs. Jax.

HIGHEST RUSHING AVERAGE (MIN. 10 CARRIES)

- 11.3 Marshall Faulk 11/29/98 vs. Ind.
- 7.4 Sammy Morris 1/2/05 vs. Mia.
- 7.1 James Allen 12/20/98 at Chi.
- 6.9 Terrell Davis 10/20/96 at Den.
- 6.6 DeMarco Murray 10/14/12 vs. Dal.
- Brandon Jacobs 11/16/08 at NYG

LONGEST RUSH FROM SCRIMMAGE

- 77 Ahmad Bradshaw 11/16/08 at NYG
- 77 Shawn Bryson 10/9/05 at Det.
- 74t Kordell Stewart 10/5/97 vs. Pit
- 71t Terrell Davis 10/20/96 at Den.
- 68t Marshall Faulk 11/29/98 vs. Ind.

MOST RUSHING TDs

- 3 Deuce McAllister 12/8/02 vs. NO
- Karim Abdul-Jabbar 10/19/97 vs. Mia.
- 2 18 times by 17 players, last by Arian Foster 10/21/12 at Hou.

PASSING

MOST PASSING ATTEMPTS

- 69 Vinny Testaverde 12/24/00 vs. NYJ
- 62 Matt Schaub 12/13/10 at Hou.
- 55 Randall Cunningham 12/13/98 vs. Min.
- 53 Brian Griese 9/30/02 vs. Den.
- 52 Brandon Weeden 9/27/12 vs. Cle.
- Carson Palmer 9/26/04 at Cin.

MOST PASS COMPLETIONS

- 36 Vinny Testaverde 12/24/00 vs. NYJ
- 436 Philip Rivers 9/20/09 at SD
- 393 Matt Schaub 12/13/10 at Hou.
- 386 Mark Brunell 9/10/00 vs. Jax.
- 383 Drew Brees 10/29/06 at NO
- 32 Carson Palmer 1/2/11 vs. Cin.
- Matt Ryan 11/11/10 at Atl.
- Randall Cunningham 12/13/98 vs. Min.

MOST YARDS PASSING

- 481 Vinny Testaverde 12/24/00 vs. NYJ
- 436 Philip Rivers 9/20/09 at SD
- 393 Matt Schaub 12/13/10 at Hou.
- 386 Mark Brunell 9/10/00 vs. Jax.
- 383 Drew Brees 10/29/06 at NO

HIGHEST COMPLETION PERCENTAGE

- 83.9 Elvis Grbac 11/17/96 at SF (26-31)
- 83.3 Rob Johnson 8/31/97 vs. Jax. (20-24)
- 80.6 Carson Palmer 12/5/04 vs. Cin. (29-36)
- 79.4 Brett Favre 10/14/01 at GB (27-34)
- 79.2 Steve McNair 12/22/96 vs. Hou. (19-24)

LONGEST COMPLETION

- 90t Kordell Stewart to Bobby Shaw 12/16/01 vs. Pit.
- 88t Brian St. Pierre to David Gettis 11/21/10 at Car.
- 82t Jon Kitna to Chad Johnson 10/19/03 at Cin.
- 81t Philip Rivers to Darren Sproles 9/20/09 at SD
- 81t Josh Miller to Chris Hope 12/28/03 vs. Pit.

MOST TD PASSES

- 5 Ben Roethlisberger 11/5/07 at Pit.
- Matt Hasselbeck 11/23/03 vs. Sea.
- 4 Ryan Fitzpatrick 10/24/10 vs. Buf.
- Peyton Manning 12/9/07 vs. Ind.
- Drew Bledsoe 10/6/96 vs. NE

MOST INTERCEPTIONS THROWN

- 5 Gus Frerotte 10/14/07 vs. STL
- 4 Sage Rosenfels 11/9/08 at Hou.
- Drew Bledsoe 10/24/04 vs. Buf.
- Jeff Garcia 11/30/03 vs. SF

RECEIVING

MOST RECEPTIONS

- 15 Jimmy Smith 9/10/00 vs. Jax.
- 14 Anquan Boldin 9/23/07 vs. Ari.
- 13 Dez Bryant 10/14/12 vs. Dal.

HIGHEST AVG. GAIN PER RECEPTION (MIN. 3)

- 38.8 Tony Martin 9/28/97 at SD (4-155)
- 36.5 Chris Chambers 1/2/05 vs. Mia. (4-146)
- 36.3 Greg Camarillo 12/16/07 at Mia. (3-109)
- 32.7 Larry Fitzgerald 10/30/11 vs. Ari. (3-98)
- 32.3 Braylon Edwards 9/30/07 at Cle. (3-97)
- Plaxico Burress 12/26/04 at Pit. (3-97)

MOST RECEIVING YARDS

- 291 Jimmy Smith 9/10/00 vs. Jax.
- 229 Isaac Bruce 10/27/96 vs. STL - OT
- 189 Steve Smith 10/15/06 vs. Car.
- 181 Anquan Boldin 9/23/07 vs. Ari.
- 176 Sidney Rice 10/18/09 at Min.

MOST TOUCHDOWN RECEPTIONS

- 3 Lee Evans 10/24/10 vs. Buf.
- Jimmy Smith 9/10/00 vs. Jax.
- Tony Martin 9/28/97 at SD
- Ed McCaffrey 10/20/96 at Den.

INTERCEPTIONS

MOST INTERCEPTIONS

- 3 Anthony Henry 11/18/01 vs. Cle.
- 2 18 times, last by Aaron Ross 11/16/08 at NYG

MOST INTERCEPTION RETURN YARDAGE

- 100 Brodney Pool 11/18/07 vs. Cle. (1 TD ret.)
- 98 Chris Harris 12/16/12 vs. Den. (1 TD ret.)
- 97 Derrick Brooks 9/15/02 vs. TB (1 TD ret.)
- 87 Perry Phenix 11/12/00 at Ten. (1 TD ret.)

HIGHEST AVG. ON INT. RETURN YARDAGE (MIN. 2)

- 37.0 Gary Brackett 12/9/07 vs. Ind. (2-74)
- 30.0 Aaron Ross 11/16/08 at NYG (2-60)
- 29.5 Jerametrius Butler 11/9/03 at STL (2-59)
- James Hasty 10/21/99 vs. KC (2-59)

LONGEST INTERCEPTION RETURN

- 100t Brodney Pool 11/18/07 vs. Cle.
- 98t Chris Harris 12/16/12 vs. Den.
- 97t Derrick Brooks 9/15/02 vs. TB

INTERCEPTION RETURN TOUCHDOWNS

- 1 21 times, last by Carlos Dunlap 12/30/12 at Cin.

SACKS

MOST SACKS

- 4 Antwan Barnes 12/18/11 at SD
- 3.5 James Harrison 11/5/07 at Pit.
- Gerald Dixon 12/21/97 at Cin.
- 3 11 times, last by James Harrison 11/6/11 at Pit.

MOST SACK YARDAGE

- 30.0 James Harrison 9/29/08 at Pit. (2.5 sacks)
- 25.5 James Harrison 11/5/07 at Pit. (3.5 sacks)
- 25.0 Robert Mathis 10/12/08 at Ind. (3 sacks)
- Kenard Lang 9/12/04 at Cle. (3 sacks)

PUNTING

MOST PUNTS

- 11 Kyle Larson 11/30/08 at Cin.
- Tommy Barnhardt 12/19/99 vs. NO
- 10 4 times, last by Craig Hentrich 10/7/01 vs. Ten.

HIGHEST GROSS PUNTING AVERAGE (4 PUNTS)

- 57.6 Andy Lee 11/24/11 vs. SF (5 punts)
- 54.8 Shane Lechler 11/11/12 vs. Oak. (4 punts)
- 53.8 Mike Scifres 10/1/06 vs. SD (5 punts)
- 53.5 Kevin Huber 1/1/12 at Cin. (4 punts)
- Shane Lechler 9/17/06 vs. Oak. (4 punts)

LONGEST PUNT

- 74 Andy Lee 10/7/07 at SF
- 71 Mike Scifres 10/1/06 vs. SD
- 70 Mike Scifres 11/25/07 at SD

MOST PUNTS INSIDE 20

- 8 Bryan Barker 11/14/99 at Jax.
- 5 Matt Turk 11/16/03 at Mia.

PUNT RETURNS

MOST PUNT RETURNS

- 7 Alvin Pearman 11/13/05 at Jax.
- 6 13 times, last by Trindon Holliday 12/16/12 vs. Den.

MOST PUNT RETURN YARDAGE

- 117 Leon Johnson 11/2/97 at NYJ - OT
- 112 Patrick Peterson 10/30/11 vs. Ari.
- 110 Kevin Williams 11/23/97 vs. Ari.

HIGHEST PUNT RETURN AVERAGE (3 RETURNS)

- 33.3 Richard Crawford 12/9/12 at Was. (3 returns)
- 30.7 Avion Black 12/15/02 at Hou. (3 returns)
- 28.0 Patrick Peterson 10/30/11 vs. Ari. (4 returns)

LONGEST PUNT RETURN

- 86t Craig Yeast 11/21/99 at Cin.
- 84t Joshua Cribbs 12/24/11 vs. Cle.
- 82t Patrick Peterson 10/30/11 vs. Ari.
- 76t Avion Black 12/15/02 at Hou.

TDs

- 1 8 times, last by Joshua Cribbs 12/24/11 vs. Cle. (84)

KICKOFF RETURNS

MOST KICKOFF RETURNS

- 8 Terrence Wilkins 12/2/01 vs. Ind.
- 7 7 times, last by Joshua Cribbs 11/2/08 at Cle.

MOST KICKOFF RETURN YARDAGE

- 245 Joshua Cribbs 11/18/07 vs. Cle. (7 ret.)
- 237 Joshua Cribbs 11/2/08 at Cle. (7 ret.)
- 228 Brandon Bennett 11/10/02 vs. Cin. (6 ret.)

HIGHEST KICKOFF RETURN AVERAGE (3 RETURNS)

- 44.3 Quintin Demps 11/23/08 vs. Phi. (4-177)
- 43.0 Will Blackwell 10/5/97 vs. Pit. (3-129)
- 40.3 Dante Hall 9/28/03 vs. KC (3-121)

LONGEST KICKOFF RETURN

- 107t Joe McKnight 10/2/11 vs. NYJ
- 100t Quintin Demps 11/23/08 vs. Phi.
- 97t 3 times, last by Dante Hall 9/28/03 vs. KC

TDs

- 1 10 times, last by Joe McKnight 10/2/11 vs. NYJ (107)



POSTSEASON RECORDS

SERVICE/SCORING RECORDS

ABBREVIATIONS

WC - WILD CARD
D - DIVISIONAL PLAYOFF
A - AFC CHAMPIONSHIP
SB - SUPER BOWL

SERVICE

MOST GAMES PLAYED

21 Ray Lewis, 2008-12, 2006, 2003, 2000-01
15 Ed Reed, 2008-12, 2006, 2003
Terrell Suggs, 2008-12, 2006, 2003
14 **Sam Koch, 2008-12, 2006**
Haloti Ngata, 2008-12, 2006
13 **Joe Flacco, 2008-12**
12 **Ray Rice, 2008-12**
11 Brendon Ayanbadejo, 2008-12
Todd Heap, 2008-10, 2006, 2003, 2001
Jarret Johnson, 2008-11, 2006, 2003
Matt Stover, 2008, 2006, 2003, 2000-01

MOST GAMES, HEAD COACH

13 **John Harbaugh, 2008-12**
8 Brian Billick, 2006, 2003, 2000-01

MOST GAMES WON, HEAD COACH

9 **John Harbaugh, 2008-12**
5 Brian Billick, 2006, 2003, 2000-01

MOST GAMES LOST, HEAD COACH

4 **John Harbaugh, 2008-12**
3 Brian Billick, 2006, 2003, 2000-01

SCORING

MOST POINTS SCORED

Career
70 Matt Stover (22-22 PATs, 16-19 FGs), 2008, 2006, 2003, 2000-01
46 Billy Cundiff (13-13 PATs, 11-12 FGs), 2009-11
36 Anquan Boldin (6 TDs), 2010-12
Ray Rice (6 TDs), 2008-12
Game
12 Anquan Boldin (1/20/13 at NE) - A
Billy Cundiff (1/9/11 at KC) - WC
Jacoby Jones (2/3/13 at SF) - SB
Jamal Lewis (12/31/00 vs. Den.) - WC
Willis McGahee (1/18/09 at Pit.) - A
Ray Rice (1/10/10 at NE) - WC
Torrey Smith (1/12/13 at Den.) - D

MOST POINTS BY A ROOKIE

Season
28 **Justin Tucker (16-16 PATs, 4-4 FGs), 2012**
Game
12 Jamal Lewis (12/31/00 vs. Den.) - WC

MOST CONSECUTIVE GAMES SCORING

11 Matt Stover, 2008, 2006, 2003, 2000-01

MOST TOUCHDOWNS

Career
6 Anquan Boldin, 2010-12
Ray Rice, 2008-12
4 Jamal Lewis, 2006, 2003, 2000
Willis McGahee, 2008-10
Dennis Pitta, 2011-12
Game
2 Anquan Boldin (1/20/13 at NE) - A
Jacoby Jones (2/3/13 at SF) - SB
Jamal Lewis (12/31/00 vs. Den.) - WC
Willis McGahee (1/18/09 at Pit.) - A
Ray Rice (1/10/10 at NE) - WC
Torrey Smith (1/12/13 at Den.) - D

MOST TOUCHDOWNS BY A ROOKIE

Season
4 Jamal Lewis, 2000
Game
2 Jamal Lewis (12/31/00 vs. Den.) - WC

MOST CONSECUTIVE GAMES SCORING A TD

2 Seven times, last by
Anquan Boldin (1/20/13 at NE) - A
through (2/3/13 at SF) - SB
Dennis Pitta (1/20/13 at NE) - A
through (2/3/13 at SF) - SB

MOST (KICKING) PAT ATTEMPTED

Career
22 Matt Stover, 2008, 2006, 2003, 2000-01
16 **Justin Tucker, 2012**
13 Billy Cundiff, 2009-11
Game
5 **Justin Tucker (1/12/13 at Den.) - D**
4 **Justin Tucker (2/3/13 at SF) - SB**
Justin Tucker (1/20/13 at NE) - A
Matt Stover (1/28/01 at NYG) - SB

MOST (KICKING) PAT MADE

Career
22 Matt Stover, 2008, 2006, 2003, 2000-01
16 **Justin Tucker, 2012**
13 Billy Cundiff, 2009-11
Game
5 **Justin Tucker (1/12/13 at Den.) - D**
4 **Justin Tucker (2/3/13 at SF) - SB**
Justin Tucker (1/20/13 at NE) - A
Matt Stover (1/28/01 at NYG) - SB

MOST CONSECUTIVE (KICKING) PAT

22 Matt Stover, 2008, 2006, 2003, 2000-01
16 **Justin Tucker, 2012**
13 Billy Cundiff, 2009-11

HIGHEST (KICKING) PAT PERCENTAGE

Career
1.000 **Justin Tucker (16-16), 2012**
Billy Cundiff (13-13), 2009-11
Matt Stover (22-22), 2008, 2006, 2003, 2000-01

MOST 2-POINT CONVERSIONS

Career
None
Game
None

MOST FIELD GOALS ATTEMPTED

Career
19 Matt Stover 2008, 2006, 2003, 2000-01
12 Billy Cundiff, 2009-11
Game
4 Matt Stover (1/14/01 at Oak.) - A
3 Billy Cundiff (1/22/12 at NE) - A
Billy Cundiff (1/9/11 at KC) - WC
Matt Stover (1/13/02 at Mia.) - D
Matt Stover (1/28/01 at NYG) - SB

MOST FIELD GOALS MADE

Career
16 Matt Stover 2008, 2006, 2003, 2000-01
11 Billy Cundiff, 2009-11
Game
3 Billy Cundiff (1/9/11 at KC) - WC
Matt Stover (1/14/01 at Oak.) - A

LONGEST FIELD GOAL

51 Matt Stover (1/13/07 vs. Ind.) - D
48 Billy Cundiff (1/15/12 vs. Hou.) - D
47 **Justin Tucker (1/12/13 at Den.) - D (20T)**
47 Matt Stover (1/28/01 at NYG) - SB

LONGEST FIELD GOAL ATTEMPTED

51 Matt Stover (1/13/07 vs. Ind.) - D
48 Billy Cundiff (1/15/12 vs. Hou.) - D
47 **Justin Tucker (1/12/13 at Den.) - D (20T)**
47 Matt Stover (1/28/01 at NYG) - SB

HIGHEST FIELD GOAL PERCENTAGE

Career (min. 5 attempts)
.917 Billy Cundiff (11-12), 2009-11
.842 Matt Stover (16-19), 2008, 2006, 2003, 2000-01

MOST SAFETIES

Career
None
Game
None



POSTSEASON PASSING RECORDS

TOP 5 CAREER PASSING YARDS

RK	NAME (SEASONS)	ATT.	CMP.	PCT.	YDS.	AVG./		PCT		PCT		SACKS/	
						ATT.	TD	TD	INT.	INT.	LG	YDS.LOST	RATE
1	Flacco, Joe (2008-12)	373	207	55.5	2,672	7.16	19	5.1	8	2.1	70t	27/171	86.2
2	Dilfer, Trent (2000)	73	35	47.9	590	8.08	3	4.1	1	1.4	96t	10/82	83.7
3	Grbac, Elvis (2001)	55	30	54.5	286	5.20	1	1.8	3	5.5	45	4/37	52.5
4	Wright, Anthony (2003)	37	20	54.1	214	5.78	1	2.7	2	5.4	35t	2/13	57.7
5	McNair, Steve (2006)	29	18	62.1	173	5.97	0	0.0	2	6.9	23	2/12	49.9

LONGEST PASS PLAYS

96t	Trent Dilfer to Shannon Sharpe at Oak., 1/14/01 - A	48t	Joe Flacco to Derrick Mason at Ten., 1/10/09 - D
70t	Joe Flacco to Jacoby Jones at Den., 1/12/13 - D	47	Joe Flacco to Ray Rice vs. Ind., 1/6/13 - WC
59t	Joe Flacco to Torrey Smith at Den., 1/12/13 - D	46	Joe Flacco to Anquan Boldin vs. Ind., 1/6/13 - WC
58t	Trent Dilfer to Shannon Sharpe vs. Den., 12/31/00 - WC	45	Elvis Grbac to Travis Taylor at Mia., 1/13/02 - WC
56t	Joe Flacco to Jacoby Jones at SF, 2/3/13 - SB	44	Trent Diler to Qadry Ismail at NYG, 1/28/01 - SB
56	Trent Dilfer to Shannon Sharpe at Ten., 1/7/01 - D	42	Joe Flacco to Torrey Smith at NE, 1/22/12 - A
50	Joe Flacco to Anquan Boldin vs. Ind., 1/6/13 - WC		

PASSING RECORDS

HIGHEST QUARTERBACK PASSER RATING

Career (min. 60 attempts)
86.2 Joe Flacco, 2008-12
 83.7 Trent Dilfer, 2000

Game (min. 20 attempts)
125.6 Joe Flacco (1/6/13 vs. Ind.) - WC
124.2 Joe Flacco (2/3/13 at SF) - SB

MOST PASS ATTEMPTS

Career
373 Joe Flacco, 2008-12
 73 Trent Dilfer, 2000

Game
 37 Elvis Grbac (1/20/02 at Pit.) - D
 Anthony Wright (1/3/04 vs. Ten.) - WC
36 Joe Flacco (1/20/13 at NE) - A
 Joe Flacco (1/22/12 at NE) - A

MOST PASS COMPLETIONS

Career
207 Joe Flacco, 2008-12
 35 Trent Dilfer, 2000

Game
25 Joe Flacco (1/9/11 at KC) - WC
22 Joe Flacco (2/3/13 at SF) - SB
 Joe Flacco (1/22/12 at NE) - A

MOST PASSING YARDAGE

Career
2,672 Joe Flacco, 2008-12
 590 Trent Dilfer, 2000

Game
331 Joe Flacco (1/12/13 at Den.) - D
306 Joe Flacco (1/22/12 at NE) - A
287 Joe Flacco (2/3/13 at SF) - SB

MOST 300-YARD PASSING GAMES

Career
2 Joe Flacco, 2008-12

LONGEST COMPLETION

96t Trent Dilfer (1/14/01 at Oak.) - A
70t Joe Flacco (1/12/13 at Den.) - D

HIGHEST COMPLETION PERCENTAGE

Career
 62.1 Steve McNair, 2006
55.5 Joe Flacco, 2008-12

Game (min. 20 attempts)
73.5 Joe Flacco (1/9/11 at KC) - WC
66.7 Joe Flacco (2/3/13 at SF) - SB

HIGHEST AVERAGE GAIN PER ATTEMPT

Career
 8.08 Trent Dilfer, 2000
7.16 Joe Flacco, 2008-12

Game (min. 20 attempts)
12.26 Joe Flacco (1/6/13 vs. Ind.) - WC
9.74 Joe Flacco (1/12/13 at Den.) - D

ALL 200-YARD GAMES

331	Joe Flacco at Den, 1/12/13 (18 of 34) - D
306	Joe Flacco at NE, 1/22/12 (22 of 36) - A
287	Joe Flacco at SF, 2/3/13 (22 of 33) - SB
282	Joe Flacco vs. Ind., 1/6/13 (12 of 23) - WC
265	Joe Flacco at KC, 1/9/11 (25 of 34) - WC
240	Joe Flacco at NE, 1/22/13 (21 of 36) - A
214	Anthony Wright vs. Ten., 1/3/04 (20 of 37) - WC

Current Ravens in Bold

MOST PASSING TOUCHDOWNS

Career
19 Joe Flacco, 2008-12
 3 Trent Dilfer, 2000

Game
3 Joe Flacco (2/3/13 at SF) - SB
 Joe Flacco (1/20/13 at NE) - A
 Joe Flacco (1/12/13 at Den.) - D
2 Joe Flacco (1/6/13 vs. Ind.) - WC
 Joe Flacco (1/22/12 at NE) - A
 Joe Flacco (1/15/12 vs. Hou.) - D
 Joe Flacco (1/9/11 at KC) - WC

MOST GAMES, 4 TD PASSES

Career
 None

MOST GAMES, 3 OR MORE TD PASSES

Career
3 Joe Flacco, 2008-12

MOST CONSECUTIVE GAMES, TD PASSES
8 Joe Flacco (1/9/11 at KC) - WC
 through (2/3/13 at SF) - SB
 2 Trent Dilfer (1/14/01 at Oak.) - A
 through (1/28/01 at NYG) - SB

MOST CONSECUTIVE PASSES ATTEMPTED, NONE INTERCEPTED

137 Joe Flacco (1/22/12 at NE) - A
 through (2/3/13 at SF) - SB
60 Joe Flacco (1/15/11 at Pit.) - D
 through (1/22/12 at NE) - A

MOST PASSES HAD INTERCEPTED

Career
8 Joe Flacco, 2008-12
 3 Elvis Grbac, 2001

Game
3 Joe Flacco (1/18/09 at Pit.) - A
 Elvis Grbac (1/20/02 at Pit.) - D

MOST PASS ATTEMPTS, NO INTERCEPTIONS

Game
36 Joe Flacco (1/20/13 at NE) - A
34 Joe Flacco (1/12/13 at Den.) - D
 Joe Flacco (1/9/11 at KC) - WC


LOWEST PERCENTAGE, PASSES HAD INTERCEPTED

Career
 1.4 Trent Dilfer (1 in 73), 2000
2.1 Joe Flacco (8 in 373), 2008-12

MOST TIMES SACKED

Career
27 Joe Flacco, 2008-12
 10 Trent Dilfer, 2000

Game
5 Joe Flacco (1/15/12 vs. Hou.) - D
 Joe Flacco (1/15/11 at Pit.) - D



POSTSEASON RECEIVING RECORDS

TOP 10 CAREER RECEIVING YARDS

RANK	NAME (SEASONS)	REC	YDS	AVG	LG	TD
1	Boldin, Anquan (2010-12)	38	616	16.2	50	6
2	Heap, Todd (2001, 2003, 2006, 2008-10)	32	385	12.0	35t	2
3	Smith, Torrey (2011-12)	15	324	21.6	59t	3
4	Sharpe, Shannon (2000-01)	15	309	20.6	96t	2
5	Rice, Ray (2008-12)	37	296	8.0	47	1
6	Mason, Derrick (2006, 2008-10)	20	289	14.5	48t	1
7	Pitta, Dennis (2010-12)	21	233	11.1	24	4
8	Ismail, Qadry (2000-01)	11	174	15.8	44	0
9	Clayton, Mark (2006, 2008-09)	13	169	13.0	37	0
10	Taylor, Travis (2001, 2003)	13	158	12.2	45	1

ALL 100-YARD GAMES

145	Anquan Boldin vs. Ind., 1/6/13 - WC
108	Todd Heap at KC, 1/9/11 - WC
104	Anquan Boldin at SF, 2/3/13 - SB
101	Anquan Boldin at NE, 1/22/12 - A

Current Ravens in Bold

LONGEST RECEPTIONS

96t	Trent Diler to Shannon Sharpe at Oak., 1/14/01 - A	48t	Joe Flacco to Derrick Mason at Ten., 1/10/09 - D
70t	Joe Flacco to Jacoby Jones at Den., 1/12/13 - D	47	Joe Flacco to Ray Rice vs. Ind., 1/6/13 - WC
59t	Joe Flacco to Torrey Smith at Den., 1/12/13 - D	46	Joe Flacco to Anquan Boldin vs. Ind., 1/6/13 - WC
58t	Trent Diler to Shannon Sharpe vs. Den., 12/31/00 - WC	45	Elvis Grbac to Travis Taylor at Mia., 1/13/02 - WC
56t	Joe Flacco to Jacoby Jones at SF, 2/3/13 - SB	44	Trent Diler to Qadry Ismail at NYG, 1/28/01 - SB
56	Trent Diler to Shannon Sharpe at Ten., 1/7/01 - D	42	Joe Flacco to Torrey Smith at NE, 1/22/12 - A
50	Joe Flacco to Anquan Boldin vs. Ind., 1/6/13 - WC		

RECEIVING RECORDS

MOST RECEPTIONS

Career	
38	Anquan Boldin, 2010-12
37	Ray Rice, 2008-12
32	Todd Heap, 2008-10, 2006, 2003, 2001
Game	
10	Todd Heap (1/9/11 at KC) - WC
9	Ray Rice (1/16/10 at Ind.) - D
7	Ray Rice (1/15/11 at Pit.) - D
	Travis Taylor (1/3/04 vs. Ten.) - WC

MOST RECEIVING YARDAGE

Career	
616	Anquan Boldin, 2010-12
385	Todd Heap, 2008-10, 2006, 2003, 2001
324	Torrey Smith, 2011-12
Game	
145	Anquan Boldin (1/6/13 vs. Ind.) - WC
108	Todd Heap (1/9/11 at KC) - WC
104	Anquan Boldin (2/3/13 at SF) - SB

MOST GAMES, 100 OR MORE YARDS, RECEIVING

Career	
3	Anquan Boldin, last 2/3/13 at SF - SB
1	Todd Heap (108 yards, 1/9/11 at KC) - WC

LONGEST PASS RECEPTION


96t	Shannon Sharpe (1/14/01 at Oak.) - A
70t	Jacoby Jones (1/12/13 at Den.) - D
59t	Torrey Smith (1/12/13 at Den.) - D

AVERAGE GAIN PER RECEPTION

Career (Min. 10 rec.)	
21.6	Torrey Smith (15-324), 2011-12
20.6	Shannon Sharpe (6-309), 2000-01
16.2	Anquan Boldin (38-616), 2010-12
Game (min. 3 rec.)	
32.7	Torrey Smith (3-98, 1/12/13 at Den.) - D
29.0	Anquan Boldin (5-145, 1/6/13 vs. Ind.) - WC
27.3	Torrey Smith (3-82, 1/22/12 at NE) - A
24.3	Shannon Sharpe (3-73, 12/31/00 vs. Den.) - WC

MOST TD RECEPTIONS

Career	
6	Anquan Boldin, 2010-12
4	Dennis Pitta, 2010-12
3	Torrey Smith, 2011-12
2	Todd Heap, 2008-10, 2006, 2003, 2001
	Jacoby Jones, 2012
	Shannon Sharpe, 2000-01
Game	
2	Anquan Boldin (1/20/13 at NE) - A
	Torrey Smith (1/12/13 at Den.) - D



POSTSEASON RUSHING RECORDS

TOP 10 CAREER RUSHING YARDS

RANK	NAME (SEASONS)	ATT	YDS	AVG	LG	TD
1	Rice, Ray (2008-12)	191	750	3.9	83t	5
2	Lewis, Jamal (2000, 2001, 2003, 2006)	130	426	3.3	27t	4
3	McGahee, Willis (2008-10)	75	271	3.6	48	4
4	Pierce, Bernard (2012)	39	202	5.2	43	0
5	Allen, Terry (2001)	29	120	4.1	13	1
6	McClain, Le'Ron (2008-10)	39	102	2.6	11	2
7	Flacco, Joe (2008-12)	42	79	1.9	14	1
8	Brookins, Jason (2001)	14	71	5.1	18	0
9	Williams, Ricky (2011)	12	49	4.1	9	0
10	Holmes, Priest (2000)	18	45	2.5	11	0

ALL 100-YARD GAMES

159	Ray Rice at NE, 1/10/10 (22 car.) - WC
131	Ray Rice at Den., 1/12/13 (30 car.) - D
110	Jamal Lewis vs. Den., 12/31/00 (30 car.) - WC
109	Terry Allen at Mia., 1/13/02 (25 car.) - WC
103	Bernard Pierce vs. Ind., 1/6/13 (13 car.) - WC
102	Jamal Lewis at NYG, 1/28/01 (27 car.) - SB

Current Ravens in Bold

LONGEST RUNS

83t	Ray Rice at NE, 1/10/10 - WC	27t	Jamal Lewis vs. Den., 12/31/00 - WC
48	Willis McGahee at Mia., 1/4/09 - WC	25t	Willis McGahee vs. KC, 1/9/11 - WC
43	Bernard Pierce vs. Ind., 1/6/13 - WC	20	Ray Rice at Den., 1/12/13 - D
32	Ray Rice at Den., 1/12/13 - D	20	Ray Rice at Ind., 1/16/10 - D

RUSHING RECORDS

MOST RUSHING ATTEMPTS

Career	191 Ray Rice, 2008-12
	130 Jamal Lewis, 2006, 2003, 2000
Game	30 Ray Rice (1/12/13 at Den.) - D
	Jamal Lewis (12/31/00 vs. Den.) - WC

MOST YARDAGE

Career	750 Ray Rice, 2008-12
	426 Jamal Lewis, 2006, 2003, 2000
Game	159 Ray Rice (1/10/10 at NE) - WC
	131 Ray Rice (1/12/13 at Den.) - D

MOST 100-YARD RUSHING GAMES

Career	2 Ray Rice, 2008-12
	2 Jamal Lewis, 2003, 2000
	1 Terry Allen, 2001
	Bernard Pierce, 2012

LONGEST RUN FROM SCRIMMAGE

83t	Ray Rice (1/10/10 at NE) - WC
48	Willis McGahee (1/4/09 at Mia.) - WC

MOST RUSHING TOUCHDOWNS

Career	5 Ray Rice (2008-12)
	4 Jamal Lewis, 2006, 2003, 2000
	Willis McGahee, 2008-10
Game	2 Jamal Lewis (12/31/00 vs. Den.) - WC
	Willis McGahee (1/18/09 at Pit.) - A
	Ray Rice (1/10/10 at NE) - WC

MOST CONSECUTIVE GAMES WITH A RUSHING TOUCHDOWN

2	Ray Rice (1/12/13 at Den.) - D
	through (1/20/13 at NE) - A
	Jamal Lewis (12/31/00 vs. Den.) - WC
	through (1/07/01 at Ten.) - D
	Willis McGahee (1/18/09 at Pit.) - A
	through (1/10/10 at NE) - WC

HIGHEST RUSHING AVERAGE

Career (min. 30 carries)	5.2 Bernard Pierce, 2012
	3.9 Ray Rice, 2008-12
	3.6 Willis McGahee, 2008-10
Game (min. 10 carries)	7.9 Bernard Pierce (1/6/13 vs. Ind.) - WC
	7.2 Ray Rice (1/10/10 at NE) - WC



POSTSEASON DEFENSIVE RECORDS

TOP 5 CAREER INTERCEPTIONS

RANK	NAME (SEASONS)	NO	YDS	AVG	LG	TD
1	Reed, Ed (2003, 2006, 2008-12)	*9	168	18.7	64t	1
2	Starks, Duane (2000-01)	4	119	29.8	49t	1
3t	McAlister, Chris (2000, 2001, 2003, 2006)	3	22	7.3	18	0
	Webb, Lardarius (2009-12)	3	1	0.3	1	0
5t	Graham, Corey (2012)	2	39	19.5	39t	1
	Landry, Dawan (2006, 2008-10)	2	76	38.0	42	0
	Lewis, Ray (2000, 2001, 2003, 2006, 2008-12)	2	54	27.0	50t	1
	Sharper, Jamie (2000-01)	2	19	9.5	15	0
	Williams, Cary (2009-12)	2	41	20.5	41	0

50-YARD INT RETURNS

64t	Ed Reed at Mia., 1/4/09 - WC
56t	Will Demps vs. Ten., 1/3/04 - WC
50t	Ray Lewis at Ten., 1/7/01 - D

Current Ravens in Bold

*Ties NFL Postseason Record
(Ronnie Lott, Bill Simpson & Charlie Waters)

INTERCEPTIONS RECORDS

MOST INTERCEPTIONS

Career

- *9 Ed Reed, 2008-12, 2006, 2003
- 4 Duane Starks, 2000-01
- 3 Chris McAlister, 2006, 2003, 2000-01

Lardarius Webb, 2010-12

Game

- 2 **Corey Graham (1/12/13 at Den.) - D**
Ed Reed (1/4/09 at Mia.) - WC
Ed Reed (1/13/07 vs. Ind.) - D
Duane Starks (1/14/01 at Oak.) - A
- Lardarius Webb (1/15/12 vs. Hou.) - D**
- 1 30 times, last by Ed Reed
(2/3/13 at SF) - SB

MOST YARDS GAINED AFTER INTERCEPTIONS

Career

- 168 Ed Reed, 2008-12, 2006, 2003
- 119 Duane Starks, 2000-01
- 76 Dawan Landry, 2009-10, 2006

*Ties NFL Postseason Record
(Ronnie Lott, Bill Simpson & Charlie Waters)

Game

- 76 Ed Reed, 2 INTs, incl. a 64-yard TD
(1/4/09 at Mia.) - WC
- 67 Dawan Landry, 42-yard INT & 25-yard
lateral from Ed Reed (1/10/10 at NE) - WC
- 56t Will Demps (1/3/04 vs. Ten.) - WC

LONGEST INTERCEPTION RETURN

- 64t Ed Reed (1/4/09 at Mia.) - WC
- 56t Will Demps (1/3/04 vs. Ten.) - WC
- 50t Ray Lewis (1/7/01 at Ten.) - D

HIGHEST AVG. ON INTERCEPTION RETURNS

Career (min. 3)

- 29.8 Duane Starks (4-119), 2000-01
- 18.7 Ed Reed (9-168), 2008-12, 2006, 2003

MOST TDs ON INTERCEPTION RETURNS

Career

- 1 Will Demps (1/3/04 vs. Ten.) - WC
- Corey Graham (1/12/13 at Den.) - D**
- Ray Lewis (1/7/01 at Ten.) - D
- Ed Reed (1/4/09 at Mia.) - WC
- Duane Starks (1/28/01 at NYG) - SB

TACKLES RECORDS

MOST TACKLES

Career

- 236 Ray Lewis, 2008-12, 2006, 2003, 2000-01
- 75 Terrell Suggs, 2008-12, 2006, 2003**
- 61 Dannell Ellerbe, 2009-12
- 50 Ed Reed, 2008-12, 2006, 2003
- 49 Haloti Ngata, 2008-12, 2006**
- 40 Jamie Sharper, 2000-01

Game

- 23 Ray Lewis (1/13/07 vs. Ind.) - D
- 18 Ray Lewis (1/3/04 vs. Ten.) - WC
- 17 Ray Lewis (1/12/13 at Den.) - D
- 14 Jamie Sharper (1/20/02 at Pit.) - D

FUMBLES RECORDS

MOST FUMBLES

Career

- 6 **Ray Rice, 2008-12**
- 5 **Joe Flacco, 2008-12**

Game

- 2 **Ray Rice (1/6/13 vs. Ind.) - WC**
Jim Leonhard (1/18/09 at Pit.) - A

MOST FUMBLES LOST

Career

- 5 **Ray Rice, 2008-12**
- 3 **Joe Flacco, 2008-12**

Game

- 2 **Ray Rice (1/6/13 vs. Ind.) - WC**

MOST OPPONENTS FUMBLES RECOVERED

Career

- 2 **Arthur Jones, 2010-12**
Jim Leonhard, 2008
- Terrell Suggs, 2008-12, 2006, 2003**

Game

- 1 16 times, last by Arthur Jones
(2/3/13 at SF) - SB

MOST OPPONENTS FUMBLES FORCED

Career

- 6 Ray Lewis, 2008-12, 2006, 2003, 2000-01
- 4 Terrell Suggs, 2008-12, 2006, 2003**

Game

- 2 Ray Lewis (1/20/02 at Pit.) - D
- 1 23 times, last by Courtney Upshaw
(2/3/13 at SF) - SB

LONGEST FUMBLE RETURN

Career

- 13t Cory Redding, 2010

Game

- 13t Cory Redding (1/15/11 at Pit.) - D


MOST TDs ON FUMBLE RETURNS (OPPONENT FUMBLE)

Career

- 1 Cory Redding, 2010

Game

- 1 Cory Redding (1/15/11 at Pit.) - D



SACKS RECORDS

MOST SACKS

Career

- 12 **Terrell Suggs, 2008-12, 2006, 2003**
- 6 Paul Kruger, 2009-12
- 6 Michael McCrary, 2000

Game

- 3 Michael McCrary (12/31/00 vs. Den.) - WC
- Terrell Suggs (1/15/11 at Pit.) - D**
- 2.5 Paul Kruger (1/6/13 vs. Ind.) - WC
- 2 6 times, last by Paul Kruger
(2/3/13 at SF) - SB

MOST SACK YARDAGE

Career

- 77 **Terrell Suggs, 2008-12, 2006, 2003**
- 44 Michael McCrary, 2000-01
- 37.5 Paul Kruger, 2009-12

Game

- 23 Michael McCrary (12/31/00 vs. Den.) - WC
- 18 Paul Kruger (1/6/13 vs. Ind.) - WC
- Terrell Suggs (1/15/11 at Pit.) - D**
- 17 **Terrell Suggs (1/18/09 at Pit.) - A**

POSTSEASON PUNT RETURN RECORDS

TOP 5 PUNT RETURN YARDS

RANK	NAME (SEASONS)	NO	FC	YDS	AVG	LG	TD
1	Lewis, Jermaine (2000-01)	16	11	224	14.0	88t	1
2	Leonhard, Jim (2008)	9	2	115	12.8	45	0
3	Jones, Jacoby (2012)	8	2	110	13.8	34	0
4	Webb, Lardarius (2009-12)	3	5	41	13.7	36	0
5	Carr, Chris (2009-11)	3	3	34	11.3	34	0

LONGEST PUNT RETURNS

88t	Jermaine Lewis at Pit., 1/20/02 - D
45	Jim Leonhard at Pit., 1/18/09 - A
38	Jermaine Lewis at Oak., 1/14/01 - A
36	Lardarius Webb at Pit., 1/15/11 - D
34	Jacoby Jones vs. Ind., 1/6/13 - WC
34	Chris Carr at NE, 1/10/10 - WC
34	Jermaine Lewis at NYG, 1/28/01 - SB

Current Ravens in Bold

PUNT RETURN RECORDS

MOST PUNT RETURNS

Career	16 Jermaine Lewis, 2000-01
	9 Jim Leonhard, 2008
Game	6 Jim Leonhard (1/18/09 at Pit.) - A
	4 Jacoby Jones (1/6/13 vs. Ind.) - WC
	Jermaine Lewis (12/31/00 vs. Den.) - WC

MOST FAIR CATCHES

Career	11 Jermaine Lewis, 2000-01
	5 Lardarius Webb, 2009-12
Game	4 Jermaine Lewis (1/28/01 at NYG) - SB
	Lardarius Webb (1/15/12 vs. Hou.) - D
	3 Chris Carr (1/16/10 at Ind.) - D
	Jermaine Lewis (1/7/01 at Ten.) - D

MOST YARDS GAINED ON PUNT RETURNS

Career	224 Jermaine Lewis, 2000-01
	115 Jim Leonhard, 2008
Game	99 Jermaine Lewis (1/20/02 at Pit.) - D
	65 Jim Leonhard (1/18/09 at Pit.) - A

LONGEST PUNT RETURN


88t	Jermaine Lewis (1/20/02 at Pit.) - D
45	Jim Leonhard (1/18/09 at Pit.) - A

HIGHEST AVERAGE

Career (min. 8 returns)	14.0 Jermaine Lewis, 2000-01
	13.8 Jacoby Jones, 2012
Game (min. 3 returns)	33.0 Jermaine Lewis (3-99, 1/20/02 at Pit.) - D
	19.3 Jermaine Lewis (3-58, 1/14/01 at Oak.) - A

MOST TOUCHDOWNS

Career	1 Jermaine Lewis, 2000-01
Game	1 Jermaine Lewis (1/20/02 at Pit.) - D



POSTSEASON KICKOFF RETURN RECORDS

TOP 5 CAREER KICKOFF RETURN YARDS

RANK	NAME (SEASONS)	NO	YDS	AVG	LG	TD
1	Jones, Jacoby (2012)	14	362	25.9	*108t	1
2	Lewis, Jermaine (2000-01)	11	293	26.6	84t	1
3	Parmelee, Jalen (2009-10)	8	162	20.3	29	0
4	Ross, Cory (2006)	6	124	20.7	27	0
5	Zbikowski, Tom (2008-11)	5	118	23.6	31	0

KICKOFF RETURN RECORDS

MOST KICKOFF RETURNS

Career

14	Jacoby Jones, 2012
11	Jermaine Lewis, 2000-01

Game

6	Cory Ross (1/13/07 vs. Ind.) - D
5	Jacoby Jones (2/3/13 at SF) - SB
4	Jacoby Jones (1/12/13 at Den.) - D
	Jermaine Lewis (1/20/02 at Pit.) - D

MOST YARDS GAINED ON KICKOFF RETURNS

Career

362	Jacoby Jones, 2012
293	Jermaine Lewis, 2000-01

Game

206	Jacoby Jones (2/3/13 at SF) - SB
124	Cory Ross (1/13/07 vs. Ind.) - D

* NFL Postseason Record

LONGEST KICKOFF RETURN

*108t	Jacoby Jones (2/3/13 at SF) - SB
84t	Jermaine Lewis (1/28/01 at NYG) - SB

HIGHEST AVERAGE

Career (min. 5 returns)

26.6	Jermaine Lewis, 2000-01
25.9	Jacoby Jones, 2012

Game (min. 2 returns)

55.5	Jermaine Lewis (1/28/01 at NYG) - SB
41.2	Jacoby Jones (2/3/13 at SF) - SB
30.0	Jacoby Jones (1/6/13 vs. Ind.) - WC

MOST TOUCHDOWNS

Career

1	Jacoby Jones, 2012
	Jermaine Lewis, 2000-01

Game

1	Jacoby Jones (2/3/13 at SF) - SB
	Jermaine Lewis (1/28/01 at NYG) - SB

LONGEST KICKOFF RETURNS

*108t	Jacoby Jones at SF, 2/3/13 - SB
84t	Jermaine Lewis at NYG, 1/28/01 - SB
38	Lardarius Webb at Pit., 1/15/11 - D
37	Jacoby Jones vs. Ind., 1/6/13 - WC
31	Tom Zbikowski at Mia., 1/4/09 - WC
30	Jacoby Jones at SF, 2/3/13 - SB
30	Tom Zbikowski at NE, 1/10/10 - WC

Current Ravens in Bold

* NFL Postseason Record

COMBINED KICK RETURN RECORDS

MOST COMBINED KICK RETURNS

CAREER

27	Jermaine Lewis, 2000-01
22	Jacoby Jones, 2012

SEASON

22	Jacoby Jones, 2012
16	Jermaine Lewis, 2000
11	Jermaine Lewis, 2001

GAME

8	Cory Ross (1/13/07 vs. Ind.) - D
7	Jacoby Jones (2/3/13 at SF) - SB
	Jermaine Lewis (1/20/02 at Pit.) - D

MOST COMBINED KICK RETURN YARDAGE

CAREER

517	Jermaine Lewis, 2000-01
472	Jacoby Jones, 2012
162	Jalen Parmelee, 2009-10

SEASON

472	Jacoby Jones, 2012
311	Jermaine Lewis, 2000
206	Jermaine Lewis, 2001

GAME

234	Jacoby Jones (2/3/13 at SF) - SB
181	Jermaine Lewis (1/20/02 at Pit.) - D
154	Cory Lewis (1/13/07 vs. Ind.) - D
145	Jermaine Lewis (1/28/01 at NYG) - SB

MOST COMBINED KICK RETURN TOUCHDOWNS

CAREER

2	Jermaine Lewis, 1 PR & 1 KOR, 2000-01
---	---------------------------------------

SEASON

1	Jacoby Jones, 1 KOR, 2012
	Jermaine Lewis, 1 PR, 2001
	Jermaine Lewis, 1 KOR, 2000

GAME

1	Jacoby Jones, 1 KOR (2/3/13 at SF) - SB
	Jermaine Lewis, 1 PR (1/20/02 at Pit.) - D
	Jermaine Lewis, 1 KOR (1/28/01 at NYG) - SB



POSTSEASON PUNTING RECORDS

TOP 3 CAREER GROSS PUNTING

RANK	NAME (SEASONS)	NO	YDS	AVG	TB	IN 20	LG	BK
1	Koch, Sam (2006, 2008-12)	75	3,318	44.2	10	25	64	0
2	Richardson, Kyle (2000-01)	45	1,799	40.0	4	15	66	2
3	Zastudil, Dave (2003)	8	390	48.8	0	0	56	0

PUNTING RECORDS

MOST PUNTS

Career
75 Sam Koch, 2008-12, 2006
 45 Kyle Richardson, 2000-01

Game
 10 Kyle Richardson (1/28/01 at NYG) - SB
 Kyle Richardson (12/31/00 vs. Den.) - WC

LONGEST PUNT

66 Kyle Richardson (12/31/00 vs. Den.) - WC
64 Sam Koch (1/15/12 vs. Hou.) - D

HIGHEST GROSS PUNTING AVERAGE

Career (min. 8 punts)
 48.8 Dave Zastudil, 2003
44.2 Sam Koch, 2008-12, 2006

Game (min. 4 punts)
 53.8 **Sam Koch (1/15/11 at Pit.) - D**
 49.3 **Sam Koch (1/15/12 vs. Hou.) - D**

HIGHEST NET PUNTING AVERAGE

Career (min. 8 punts)
 40.0 Dave Zastudil, 2003
37.0 Sam Koch, 2008-12, 2006
Game (min. 4 punts)
 44.4 **Sam Koch (1/15/12 vs. Hou.) - D**
 43.3 **Sam Koch (1/15/11 at Pit.) - D**

MOST PUNTS INSIDE THE 20

Career
25 Sam Koch, 2008-12, 2006
 15 Kyle Richardson, 2000-01

Game
6 Sam Koch (1/12/13 at Den.) - D
 4 Kyle Richardson (1/28/01 at NYG) - SB
 Kyle Richardson (1/14/01 at Oak.) - A
 Kyle Richardson (12/31/00 vs. Den.) - WC

MOST PUNTS HAD BLOCKED

Career
 2 Kyle Richardson, 2000-01
Game
 2 Kyle Richardson (1/7/01 at Ten.) - D

LONGEST PUNTS

66 Kyle Richardson vs. Den., 12/31/00 - WC
64 Sam Koch vs. Hou., 1/15/12 - D
61 Sam Koch at Pit., 1/15/11 - D
60 Sam Koch vs. Ind., 1/6/13 - WC
59 Sam Koch at NE, 1/20/13 - A
59 Sam Koch at Ind., 1/16/10 - D
58 Sam Koch at Den., 1/12/13 - D
56 Sam Koch at SF, 2/3/13 - SB
 56 Dave Zastudil vs. Ten., 1/3/04 - WC

LONGEST FIELD GOALS

51 Matt Stover vs. Ind., 1/13/07 - D
 48 Billy Cundiff vs. Hou., 1/15/12 - D
47 Justin Tucker at Den., 1/12/13 - D (20T)
 47 Matt Stover at NYG, 1/28/01 - SB
 43 Matt Stover vs. Ten., 1/3/04 - WC
 43 Matt Stover at Ten., 1/10/09 - D
 40 Matt Stover at Mia., 1/13/02 - WC

Current Ravens in Bold



POSTSEASON YARDS RECORDS

TOP 5 CAREER COMBINED YARDS

RANK	NAME (SEASONS)	NO	YDS	AVG	TD
1	Rice, Ray (2008-12)	230	1,079	4.7	6
2	Jones, Jacoby (2012)	27	619	22.9	3
3	Boldin, Anquan (2010-12)	38	616	16.2	6
4	Lewis, Jermaine (2000-01)	33	534	16.2	2
5	Lewis, Jamal (2000-01, 2003, 2006)	140	494	3.5	4

COMBINED YARDS RECORDS

MOST ATTEMPTS

CAREER	SEASON	GAME
230 Ray Rice, 2008-12	140 Jamal Lewis, 2000-06	32 Jamal Lewis (1/14/01 at Oak.) - A
85 Willis McGahee, 2008-10	108 Jamal Lewis, 2000	31 Jamal Lewis (12/31/00 vs. Den.) - WC
	92 Ray Rice, 2012	30 Ray Rice (1/12/13 at Den.) - D
	47 Ray Rice, 2011	

MOST YARDAGE GAINED

CAREER	SEASON	GAME
1,079 Ray Rice, 2008-12	619 Jacoby Jones, 2012	*290 Jacoby Jones (2/3/13 at SF) - SB
619 Jacoby Jones, 2012	616 Anquan Boldin, 2010-12	181 Jermaine Lewis (1/20/02 at Pit.) - D
616 Anquan Boldin, 2010-12	619 Jacoby Jones, 2012	159 Ray Rice (1/10/10 at NE) - WC
	394 Ray Rice, 2012	
	380 Anquan Boldin, 2012	

YARDS FROM SCRIMMAGE ALL 100-YARD GAMES

159	Ray Rice at NE, 1/10/10 - WC
145	Anquan Boldin vs. Ind., 1/6/13 - WC
131	Ray Rice at Den., 1/12/13 - D
127	Ray Rice at Ind., 1/16/10 - D
125	Jamal Lewis vs. Den., 12/31/00 - WC
117	Ray Rice vs. Ind., 1/6/13 - WC
109	Terry Allen at Mia., 1/13/02 - WC
108	Todd Heap at KC, 1/9/11 - WC
106	Jamal Lewis at NYG, 1/28/01 - SB
104	Anquan Boldin at SF, 2/3/13 - SB
103	Bernard Pierce vs. Ind., 1/6/13 - WC
101	Anquan Boldin at NE, 1/22/12 - A
100	Jamal Lewis at Oak., 1/14/01 - A

Current Ravens in Bold

* Super Bowl Record

TOP 5 CAREER SCRIMMAGE YARDS

RANK	NAME (SEASONS)	RUSH	RUSH YDS	REC	REC YDS	TOTAL ATT	SCRM YDS
1	Rice, Ray (2008-12)	191	750	37	296	228	1,046
2	Boldin, Anquan (2010-12)	0	0	38	616	38	616
3	Lewis, Jamal (2000-01, 2003, 2006)	130	426	10	68	140	494
4	Heap, Todd (2001, 2003, 2006, 2008-10)	0	0	32	385	32	385
5	McGahee, Willis (2008-10)	75	271	10	70	85	341

SCRIMMAGE YARDS RECORDS

MOST ATTEMPTS

CAREER	SEASON	GAME
228 Ray Rice, 2008-12	140 Jamal Lewis, 2000-06	32 Jamal Lewis (1/14/01 at Oak.) - A
85 Willis McGahee, 2008-10	108 Jamal Lewis, 2000	31 Jamal Lewis (12/31/00 vs. Den.) - WC
	92 Ray Rice, 2012	30 Ray Rice (1/12/13 at Den.) - D
	47 Ray Rice, 2011	

MOST YARDAGE GAINED

CAREER	SEASON	GAME
1,046 Ray Rice, 2008-12	616 Anquan Boldin, 2010-12	159 Ray Rice (1/10/10 at NE) - WC
616 Anquan Boldin, 2010-12	494 Jamal Lewis, 2000-06	145 Anquan Boldin (1/6/13 vs. Ind.) - WC
494 Jamal Lewis, 2000-06	394 Ray Rice, 2012	131 Ray Rice (1/12/13 at Den.) - D
	380 Anquan Boldin, 2012	
	378 Jamal Lewis, 2000	



POSTSEASON TEAM RECORDS

WINS/LOSSES

ALL-TIME POSTSEASON RECORD

14-7

ALL-TIME POSTSEASON HOME RECORD

3-2

ALL-TIME POSTSEASON ROAD RECORD

9-5

ALL-TIME POSTSEASON NEUTRAL SITE RECORD

2-0 (Super Bowl XXXV & Super Bowl XLVII)

MOST CONSECUTIVE GAMES WON

5 2000-01

SCORING

MOST POINTS SCORED

38 1/12/13 at Den. - D (2OT)
34 2/3/13 at SF - SB
1/28/01 at NYG - SB

MOST POINTS ALLOWED

35 1/12/13 at Den. - D (2OT)
31 2/3/13 at SF - SB
1/15/11 at Pit. - D

MOST POINTS SCORED, BOTH TEAMS

73 1/12/13 at Den. - D (2OT) (Bal. 38, Den. 35)
65 2/3/13 at SF - SB (Bal. 34, SF 31)
55 1/15/11 at Pit. - D (Pit. 31, Bal. 24)

FEWEST POINTS SCORED

3 1/16/10 at Ind. - D
6 1/13/07 vs. Ind. - D
10 1/20/02 at Pit. - D

FEWEST POINTS ALLOWED

3 1/13/02 at Mia. - WC
1/14/01 at Oak. - A
12/31/00 vs. Den. - WC

FEWEST POINTS SCORED, BOTH TEAMS

19 1/14/01 at Oak. - A (Bal. 16, Oak. 3)
21 1/13/07 vs. Ind. - D (Ind. 15, Bal. 6)
23 1/16/10 at Ind. - D (Ind. 20, Bal. 3)
1/10/09 at Ten. - D (Bal. 13, Ten. 10)
1/13/02 at Mia. - WC (Bal. 20, Mia. 3)

MOST POINTS OVERCOME TO WIN GAME

7 1/12/13 at Den. - D (trailed by 7, three times)
1/7/01 at Ten. - D (trailed 0-7, won 24-10)

LARGEST BLOWN LEAD TO LOSE GAME

14 1/15/11 at Pit. - D (led 21-7, lost 24-31)

MOST POINTS SCORED, EACH HALF

1ST

24 1/10/10 at NE - D

2ND

24 1/28/01 at NYG - SB

MOST POINTS SCORED, EACH QUARTER

1ST

24 1/10/10 at NE - WC

2ND

14 2/3/13 at SF - SB; 12/31/00 vs. Den. - WC

3RD

14 1/28/01 at NYG - SB

4TH

14 1/20/13 at NE - A; 1/7/01 at Ten. - D

OT

3 1/12/13 at Den. - D (2OT)

MOST POINTS ALLOWED, EACH QUARTER

1ST

14 1/12/13 at Den. - D (2OT)

2ND

14 1/16/10 at Ind. - D

3RD

17 2/3/13 at SF - SB

4TH

10 1/15/11 at Pit. - D

OT

None

MOST CONSECUTIVE GAMES SCORING

21 2008-12, 2006, 2003, 2000-01

MOST TDs

5 1/12/13 at Den. - D (2OT)

FEWEST TDs

0 1/16/10 at Ind. - D
1/13/07 vs. Ind. - D

MOST TDs BY OPPONENT

5 1/12/13 at Den. - D (2OT)

FEWEST TDs BY OPPONENT

0 5 times, last 1/6/13 vs. Ind. - WC

MOST CONSECUTIVE GAMES SCORING TDs

8 2011-present; 2000-01, 2003

MOST (1-POINT) PATs

5 1/12/13 at Den. - D (2OT)

MOST (1-POINT) PATs BY OPPONENTS

5 1/12/13 at Den. - D (2OT)

MOST (2-POINT) PATs

None

MOST (2-POINT) PATs BY OPPONENT

None

MOST FIELD GOALS ATTEMPTED

4 1/14/01 at Oak. - A

MOST FIELD GOALS MADE

3 1/9/11 at KC - WC
1/14/01 at Oak. - A

MOST FIELD GOALS ATTEMPTED BY OPPONENT

5 1/13/07 vs. Ind. - D

MOST FIELD GOALS MADE BY OPPONENT

5 1/13/07 vs. Ind. - D

MOST SAFETIES

None

MOST SAFETIES BY OPPONENT

1 2/3/13 at SF - SB

FIRST DOWNS

MOST FIRST DOWNS

26 1/9/11 at KC - WC
25 1/20/13 at NE - A
21 2/3/13 at SF - SB; 1/12/13 at Den. - D (2OT)

FEWEST FIRST DOWNS

6 1/7/01 at Ten. - D
7 1/20/02 at Pit. - D
9 1/10/09 at Ten. - D

MOST FIRST DOWNS BY OPPONENT

30 1/12/13 at Den. - D (2OT)
28 1/20/13 at NE - A
25 1/6/13 vs. Ind. - WC
1/22/12 at NE - A

FEWEST FIRST DOWNS BY OPPONENT

8 1/9/11 at KC - WC
9 1/13/02 at Mia. - WC
12/31/00 vs. Den. - WC

MOST FIRST DOWNS RUSHING

13 1/10/10 at NE - WC
12 1/13/02 at Mia. - WC
9 1/20/13 at NE - A

FEWEST FIRST DOWNS RUSHING

0 1/20/02 at Pit. - D
1 1/3/04 vs. Ten. - WC
2 1/15/12 vs. Hou. - D
1/15/11 at Pit. - D
1/16/10 at Ind. - D
1/7/01 at Ten. - D

MOST FIRST DOWNS RUSHING BY OPPONENT

11 1/20/02 at Pit. - D
1/7/01 at Ten. - D
10 1/3/04 at Ten. - D

FEWEST FIRST DOWNS RUSHING BY OPPONENT

1 1/18/09 at Pit. - A
1/13/02 at Mia. - WC
12/31/00 vs. Den. - WC

MOST FIRST DOWNS PASSING

19 1/9/11 at KC - WC
15 1/20/13 at NE - A
14 1/12/13 at Den. - D (2OT)

FEWEST FIRST DOWNS PASSING

3 1/10/10 at NE - WC
4 1/7/01 at Ten. - D
5 1/10/09 at Ten. - D
1/14/01 at Oak. - A

MOST FIRST DOWNS PASSING BY OPPONENT

19 1/20/13 at NE - A
16 1/6/13 vs. Ind. - WC
1/16/10 at Ind. - D
1/10/09 at Ten. - D
15 1/12/13 at Den. - D (2OT)
1/22/12 at NE - A

FEWEST FIRST DOWNS PASSING BY OPPONENT

2 1/9/11 at KC - WC
6 1/3/04 vs. Ten. - WC
1/13/02 at Mia. - WC
1/28/01 at NYG - SB

MOST FIRST DOWNS BY PENALTY

3 1/12/13 at Den. - D (2OT)
1/9/11 at KC - WC
2 2/3/13 at SF - SB
1/15/11 at Pit. - D
1/18/09 at Pit. - A
1/13/07 vs. Ind. - D

FEWEST FIRST DOWNS BY PENALTY

0 6 times, last 1/22/12 at NE - A

MOST FIRST DOWNS BY PENALTY BY OPPONENT

6 1/12/13 at Den. - D (2OT)
3 1/20/13 at NE - A
1/6/13 vs. Ind. - WC
1/15/11 at Pit. - D
1/16/10 at Ind. - D
1/28/01 at NYG - SB

FEWEST FIRST DOWNS BY PENALTY BY OPPONENT

0 5 times, last 1/15/12 vs. Hou. - D

NET YARDS

MOST TOTAL NET YARDS (RUSHING AND PASSING)

479 1/12/13 at Den. - D (2OT)
439 1/6/13 vs. Ind. - WC
398 1/22/12 at NE - A

FEWEST TOTAL NET YARDS (RUSHING AND PASSING)

126 1/15/11 at Pit. - D
134 1/7/01 at Ten. - D
150 1/20/02 at Pit. - D

MOST TOTAL NET YARDS BY OPP. (RUSHING AND PASSING)

468 2/3/13 at SF - SB
428 1/20/13 at NE - A
419 1/6/13 vs. Ind. - WC

FEWEST TOTAL NET YARDS BY OPP. (RUSHING AND PASSING)

151 1/13/02 at Mia. - WC
152 1/28/01 at NYG - SB
161 1/9/11 at KC - WC

RUSHING

MOST RUSHING ATTEMPTS

52 1/10/10 at NE - WC
50 1/13/02 at Mia. - WC
46 1/14/01 at Oak. - A



POSTSEASON TEAM RECORDS

FEWEST RUSHING ATTEMPTS

11 1/20/02 at Pit. - D
16 1/3/04 vs. Ten. - WC
18 1/15/11 at Pit. - D

MOST RUSHING ATTEMPTS BY OPPONENT

49 1/20/02 at Pit. - D
41 1/12/13 at Den. - D (2OT)
40 1/3/04 vs. Ten. - WC

FEWEST RUSHING ATTEMPTS BY OPPONENT

15 1/13/02 at Mia. - WC
16 1/28/01 at NYG - SB
17 1/14/01 at Oak. - A

MOST YARDS GAINED RUSHING

234 1/10/10 at NE - WC
226 1/13/02 at Mia. - WC
170 1/6/13 vs. Ind. - WC

FEWEST YARDS GAINED RUSHING

22 1/20/02 at Pit. - D
35 1/15/11 at Pit. - D
49 1/7/01 at Ten. - D

MOST YARDS GAINED RUSHING BY OPPONENT

182 2/3/13 at SF - SB
165 1/3/04 vs. Ten. - WC
154 1/20/02 at Pit. - D

FEWEST YARDS GAINED RUSHING BY OPPONENT

24 1/14/01 at Oak. - A
42 1/16/10 at Ind. - D
12/31/00 vs. Den. - WC

HIGHEST AVERAGE GAIN, RUSHING

5.4 1/6/13 vs. Ind. - WC, 32 for 172 yards
4.6 1/16/10 at Ind. - D, 19 for 87 yards
1/4/09 at Mia. - WC, 33 for 151 yards

LOWEST AVERAGE GAIN, RUSHING

1.7 1/10/09 at Ten. - D, 30 for 50 yards
1.9 1/15/11 at Pit. - D, 18 for 35 yards
2.0 1/20/02 at Pit. - D, 11 for 22 yards

HIGHEST AVERAGE GAIN, RUSHING BY OPPONENT

6.3 2/3/13 at SF - SB, 29 for 182 yards
5.7 1/9/11 at KC - WC, 19 for 108 yards
5.1 1/6/13 vs. Ind. - WC, 30 for 152 yards

LOWEST AVERAGE GAIN, RUSHING BY OPPONENT

1.4 1/14/01 at Oak. - A, 17 for 24 yards
1.7 1/16/10 at Ind. - D, 25 for 42 yards
1.9 1/18/09 at Pit. - A, 28 for 52 yards

MOST TDs RUSHING

4 1/10/10 at NE - WC
2 1/18/09 at Pit. - A
1/4/09 at Mia. - WC
12/31/00 vs. Den. - WC

FEWEST TDs RUSHING

0 9 times, last 2/3/13 at SF - SB

MOST TDs RUSHING BY OPPONENT

2 2/3/13 at SF - SB
1/22/12 at NE - A
1/15/11 at Pit. - D
1/20/02 at Pit. - D
1 5 times, last 1/15/12 vs. Hou. - D

FEWEST TDs RUSHING BY OPPONENT

0 12 times, last 1/20/13 at NE - A

PASSING

MOST PASSING ATTEMPTS

37 1/3/04 vs. Ten. - WC
1/20/02 at Pit. - D
36 1/20/13 at NE - A; 1/22/12 at NE - A

FEWEST PASSING ATTEMPTS

10 1/10/10 at NE - WC
15 12/31/00 vs. Den. - WC
17 1/7/01 at Ten. - D

MOST PASSING ATTEMPTS BY OPPONENT

54 1/20/13 at NE - A; 1/6/13 vs. Ind. - WC
47 1/7/01 at Ten. - D
44 1/16/10 at Ind. - D

FEWEST PASSING ATTEMPTS BY OPPONENT

18 1/9/11 at KC - WC
22 1/20/02 at Pit. - D
23 1/3/04 vs. Ten. - W

MOST PASS COMPLETIONS

25 1/9/11 at KC - WC
22 2/3/13 at SF - SB
1/22/12 at NE - A

FEWEST PASS COMPLETIONS

4 1/10/10 at NE - WC
5 1/7/01 at Ten. - D
9 3 times, last 1/4/09 at Mia. - WC

MOST PASS COMPLETIONS BY OPPONENT

30 1/16/10 at Ind. - D
29 1/20/13 at NE - A
28 1/12/13 at Den. - D (2OT); 1/6/13 vs. Ind. - WC

FEWEST PASS COMPLETIONS BY OPPONENT

9 1/9/11 at KC - WC
12 1/20/02 at Pit. - D
14 1/3/04 vs. Ten. - WC

MOST NET YARDS GAINED, PASSING

324 1/12/13 at Den. - D (2OT)
282 1/22/12 at NE - A
274 2/3/13 at SF - SB

FEWEST NET YARDS GAINED, PASSING

34 1/10/10 at NE - WC
85 1/7/01 at Ten. - D
91 1/15/11 at Pit. - D

MOST NET YARDS GAINED, PASSING BY OPPONENT

320 1/20/13 at NE - A
286 2/3/13 at SF - SB
275 1/10/09 at Ten. - D

FEWEST NET YARDS GAINED, PASSING BY OPPONENT

53 1/9/11 at KC - WC
86 1/28/01 at NYG - SB
105 1/13/02 at Mia. - WC

MOST TIMES SACKED

5 1/15/12 vs. Hou. - D; 1/15/11 at Pit. - D
4 1/9/11 at KC - WC
3 5 times, last 1/22/12 at NE - A

FEWEST TIMES SACKED

0 1/10/10 at NE - WC
1/10/09 at Ten. - D
1/4/09 at Mia. - WC

MOST TIMES OPPONENTS SACKED

6 1/15/11 at Pit. - D
5 12/31/00 vs. Den. - WC
4 3 times, last 1/18/09 at Pit. - A

FEWEST TIMES OPPONENTS SACKED

0 3 times, last 1/20/13 at NE - A
1 4 times, last 1/22/12 at NE - A

HIGHEST COMPLETION PERCENTAGE

73.5 1/9/11 at KC - WC, 25 of 34
66.7 2/3/13 at SF - SB, 22 of 33
1/13/02 vs. Mia. - WC, 12 of 18

HIGHEST COMPLETION PERCENTAGE BY OPPONENT

68.2 1/16/10 at Ind. - D, 30 of 44
65.8 1/4/09 at Mia. - WC, 25 of 38
65.1 1/12/13 at Den. - D, 28 of 43 (2OT)

MOST TDs PASSING

3 2/3/13 at SF - SB
1/20/13 at NE - A
1/12/13 at Den. - D

MOST TDs PASSING BY OPPONENT

3 1/12/13 at Den. - D (2OT)
2 1/15/11 at Pit. - D
1/16/10 at Ind. - D
1/10/10 at NE - WC

MOST PASSES HAD INTERCEPTED

3 1/18/09 at Pit. - A
1/20/02 at Pit. - D
2 1/16/10 at Ind. - D
1/13/07 vs. Ind. - D
1/3/04 vs. Ten. - WC

MOST OPPONENT PASSES INTERCEPTED

4 1/4/09 at Mia. - WC
1/28/01 at NYG - SB
1/14/01 at Oak. - A

PUNTING

MOST PUNTS

10 1/28/01 at NYG - SB
12/31/00 vs. Den. - WC
9 1/15/12 vs. Hou. - D

FEWEST PUNTS

2 1/9/11 at KC - WC
3 2/3/13 at SF - SB
4 5 times, last 1/6/13 vs. Ind. - WC

MOST PUNTS BY OPPONENT

11 1/28/01 at NYG - SB
9 12/31/00 vs. Den. - WC
7 1/18/09 at Pit. - A; 1/14/01 at Oak. - A

FEWEST PUNTS BY OPPONENT

2 1/22/12 at NE - A
3 3 times, last 2/3/13 at SF - SB
4 4 times, last 1/6/13 vs. Ind. - WC

HIGHEST PUNTING AVERAGE

53.8 1/15/11 at Pit. - D
49.3 1/15/12 vs. Hou. - D
48.8 1/3/04 vs. Ten. - WC

LOWEST PUNTING AVERAGE

27.6 1/7/01 at Ten. - D
31.0 1/9/11 at KC - WC
34.0 1/10/10 at NE - WC

HIGHEST PUNTING AVERAGE BY OPPONENT

53.3 1/10/09 at Ten. - D
53.0 2/3/13 at SF - SB
51.0 1/9/11 at KC - WC
48.8 1/12/13 at Den. - D (2OT)

LOWEST PUNTING AVERAGE BY OPPONENT

35.8 1/20/13 at NE - A
37.7 1/18/09 at Pit. - A
37.8 1/7/01 at Ten. - D

PUNT RETURNS

MOST PUNT RETURNS

6 1/18/09 at Pit. - A
4 1/6/13 vs. Ind. - WC
12/31/00 vs. Den. - WC
3 4 times, last 1/12/13 at Den. - D (2OT)

FEWEST PUNT RETURNS

0 1/15/12 vs. Hou. - D; 1/9/11 at KC - WC
1 1/20/13 at NE - A
1/22/12 at NE - A
1/10/09 at Ten. - D
1/7/01 at Ten. - D

MOST PUNT RETURNS BY OPPONENT

6 1/15/12 vs. Hou. - D; 1/3/04 vs. Ten. - WC
5 3 times, last 1/18/09 at Pit. - A

FEWEST PUNT RETURNS BY OPPONENT

0 1/6/13 vs. Ind. - WC, 1/9/11 at KC - WC
1 2/3/13 at SF - SB; 1/10/10 at NE - WC
2 4 times, last 1/4/09 at Mia. - WC

POSTSEASON TEAM RECORDS

MOST FAIR CATCHES

- 4 3 times, last 1/20/13 at NE - A
- 3 1/16/10 at Ind. - D
1/7/01 at Ten. - D

MOST FAIR CATCHES BY OPPONENT

- 3 1/10/09 at Ten. - D
1/28/01 at NYG - SB
- 2 1/12/13 at Den. - D (2OT); 1/10/10 at NE - WC

MOST YARDS, PUNT RETURNS

- 99 1/20/02 at Pit. - D
- 65 1/18/09 at Pit. - A
- 58 1/14/01 at Oak. - A

MOST YARDS, PUNT RETURNS BY OPPONENT

- 90 1/12/13 at Den. - D (2OT)
- 70 1/3/04 vs. Ten. - WC
- 67 1/20/02 at Pit. - D

HIGHEST AVERAGE, PUNT RETURNS

- 33.0 1/20/02 at Pit. - D
- 29.0 1/10/09 at Ten. - D
- 19.3 1/14/01 at Oak. - A

LOWEST AVERAGE, PUNT RETURNS

- 0.0 1/15/12 vs. Hou. - D
1/9/11 at KC - WC
1/16/10 at Ind. - D

HIGHEST AVERAGE, PUNT RETURNS BY OPPONENT

- 32.0 2/3/13 at SF - SB
- 30.0 1/12/13 at Den. - D (2OT)
- 28.0 1/10/10 at NE - WC

LOWEST AVERAGE, PUNT RETURNS BY OPPONENT

- 0.0 1/6/13 vs. Ind. - WC; 1/9/11 at KC - WC
- 0.7 1/15/12 vs. Hou. - D
- 2.3 1/22/12 at NE - A

MOST TDs ON PUNT RETURNS

- 1 1/20/02 at Pit. - D

MOST TDs ON PUNT RETURNS BY OPPONENT

- 1 1/12/13 at Den. - D (2OT)

KICKOFF RETURNS

MOST KICKOFF RETURNS

- 6 4 times, last 1/15/11 at Pit. - D

FEWEST KICKOFF RETURNS

- 1 4 times, last 1/22/12 at NE - A
- 2 6 times, last 1/6/13 vs. Ind. - WC

MOST KICKOFF RETURNS BY OPPONENT

- 7 1/28/01 at NYG - SB
- 6 1/10/10 at NE - WC
- 5 1/15/11 at Pit. - D
1/13/02 at Mia. - D

FEWEST KICKOFF RETURNS BY OPPONENT

- 0 1/6/13 vs. Ind. - WC
- 1 1/16/10 at Ind. - D
- 3 6 times, last 1/22/12 at NE - A

MOST YARDS, KICKOFF RETURNS

- 206 2/3/13 at SF - SB
- 124 1/13/07 vs. Ind. - D
- 117 1/15/11 at Pit. - D

FEWEST YARDS, KICKOFF RETURNS

- 15 1/10/09 at Ten. - D
- 20 1/22/12 at NE - A
- 22 1/13/02 at Mia. - WC

MOST YARDS, KICKOFF RETURNS BY OPPONENT

- 171 1/12/13 at Den. - D (2OT); 1/28/01 at NYG - SB
- 133 1/15/12 vs. Hou. - D
- 118 1/10/10 at NE - WC

FEWEST YARDS, KICKOFF RETURNS BY OPPONENT

- 0 1/6/13 vs. Ind. - WC
- 14 1/16/10 at Ind. - D
- 43 12/31/00 vs. Den. - WC

HIGHEST AVERAGE, KICKOFF RETURNS

- 55.5 1/28/01 at NYG - SB
- 41.2 2/3/13 at SF - SB
- 30.0 1/6/13 vs. Ind. - WC

LOWEST AVERAGE, KICKOFF RETURNS

- 10.7 1/20/13 at NE - A
- 11.0 1/13/02 at Mia. - WC
- 11.5 12/31/00 vs. Den. - WC

HIGHEST AVERAGE, KICKOFF RETURNS BY OPPONENT

- 42.8 1/12/13 at Den. - D (2OT)
- 33.7 1/22/12 at NE - A
- 33.3 1/15/12 vs. Hou. - D

LOWEST AVERAGE, KICKOFF RETURNS BY OPPONENT

- 0.0 1/6/13 vs. Ind. - WC
- 13.8 1/7/01 at Ten. - D
- 14.0 1/16/10 at Ind. - D

MOST TDs ON KICKOFF RETURNS

- 1 2/3/13 at SF - SB; 1/28/01 at NYG - SB

MOST TDs ON KICKOFF RETURNS BY OPPONENT

- 1 1/12/13 at Den. - D (2OT); 1/28/01 at NYG - SB

MOST TDs ON KICKOFF RETURNS, BOTH TEAMS

- *2 1/28/01 at NYG - SB, Bal. (1), NYG (1)

* Super Bowl Record

FUMBLES

MOST FUMBLES

- 3 1/15/12 vs. Hou. - D
1/9/11 at KC - WC
1/16/10 at Ind. - D
1/18/09 at Pit. - A

FEWEST FUMBLES

- 0 1/10/09 at Ten. - D
1/7/01 at Ten. - D

MOST FUMBLES BY OPPONENT

- 5 1/10/09 at Ten. - D
- 3 4 times, last 1/15/12 vs. Hou. - D

FEWEST FUMBLES BY OPPONENT

- 0 4 times, last 1/16/10 at Ind. - D

MOST FUMBLES LOST

- 2 5 times, last 1/6/13 vs. Ind. - WC

FEWEST FUMBLES LOST

- 0 8 times, last 1/20/13 at NE - A

MOST FUMBLES LOST BY OPPONENT

- 2 4 times, last 1/15/11 at Pit. - D

FEWEST FUMBLES LOST BY OPPONENT

- 0 6 times, last 1/16/10 at Ind. - D

MOST FUMBLES RECOVERED, OWN

- 3 1/15/12 vs. Hou. - D
- 2 1/18/09 at Pit. - A
1/28/01 at NYG - SB
- 1 6 times, last 2/3/13 at SF - SB

MOST FUMBLES RECOVERED, OPPONENTS

- 2 1/10/09 at Ten. - D
1/13/02 at Mia. - WC
- 1 11 times, last 2/3/13 at SF - SB

MOST TDs, OWN FUMBLES RECOVERED

None

MOST TDs, OPPONENTS FUMBLES RECOVERED

- 1 1/15/11 at Pit. - D
Cory Redding 13-yard FR-TD

TURNOVERS

MOST TURNOVERS

- 4 4 times, last 1/16/10 at Ind. - D

FEWEST TURNOVERS

- 0 6 times, last 1/20/13 at NE - A

MOST TURNOVERS BY OPPONENT

- 5 4 times, last 1/9/11 at KC - WC

FEWEST TURNOVERS BY OPPONENT

- 1 5 times, last 1/16/10 at Ind. - D

MOST TURNOVERS, BOTH TEAMS

- 7 1/9/11 at KC - WC, Bal. (2), KC (5)
1/14/01 at Oak. - A, Bal. (2), Oak. (5)
- 6 1/10/10 at NE - WC, Bal. (2), NE (4)
1/4/09 at Mia. - WC, Bal. (1), Mia. (5)
1/13/07 vs. Ind. - D, Bal. (4), Ind. (2)

MOST TDs BY RAVENS OFF TURNOVERS

- 1 6 times, last 1/12/13 at Den. - D (2OT)
Corey Graham 39-yard INT-TD

MOST TDs BY OPPONENT OFF TURNOVERS

- 1 1/18/09 at Pit. - A
Troy Polamalu 40-yard INT-TD

PENALTIES

FEWEST PENALTIES

- 0 1/15/12 vs. Hou. - D
- 2 2/3/13 at SF - SB; 1/9/11 at KC - WC
- 3 1/10/10 at NE - WC
- 4 12/31/00 vs. Den. - WC

MOST PENALTIES

- 10 1/14/01 at Oak. - A
- 9 1/6/13 vs. Ind. - WC
1/20/02 at Pit. - D
1/28/01 at NYG - SB

FEWEST PENALTIES BY OPPONENT

- 1 1/22/12 at NE - A
- 3 1/15/12 vs. Hou. - D
1/13/07 vs. Ind. - D
- 4 1/20/13 at NE - A
1/16/10 at Ind. - D
1/4/09 at Mia. - WC

MOST PENALTIES BY OPPONENT

- 12 1/10/09 at Ten. - D
- 10 1/12/13 at Den. - D (2OT)
- 9 1/15/11 at Pit. - D
- 6 7 times, last 1/18/09 at Pit. - A

FEWEST PENALTIES, BOTH TEAMS

- 3 1/15/12, Bal. (0) vs. Hou. (3) - D
- 7 2/3/13, Bal. (2) at SF (5) - SB
1/22/12, Bal. (6) at NE (1) - A
1/9/11, Bal. (2) at KC (5) - WC

MOST PENALTIES, BOTH TEAMS

- 20 1/10/09, Bal. (8) at Ten. (12) - D
- 18 1/12/13, Bal. (8) at Den. (10) - D (2OT)
- 15 1/15/11, Bal. (6) at Pit. (9) - D
1/28/01, Bal. (9) at NYG (6) - SB
1/14/01, Bal. (10) at Oak. (5) - A

FEWEST YARDS PENALIZED

- 0 1/15/12 vs. Hou. - D
- 15 1/10/10 at NE - WC
- 20 2/3/13 at SF - SB; 1/9/11 at KC - WC

MOST YARDS PENALIZED

- 95 1/14/01 at Oak. - A
- 74 1/15/11 at Pit. - D
- 70 3 times, last 1/6/13 vs. Ind. - WC

FEWEST YARDS OPPONENT PENALIZED

- 5 1/22/12 at NE - A
- 19 1/13/07 vs. Ind. - D
- 20 1/15/12 vs. Hou. - D



POSTSEASON TEAM RECORDS

MOST YARDS OPPONENT PENALIZED

- 93 1/15/11 at Pit. - D
- 89 1/10/09 at Ten. - D
- 87 1/12/13 at Den. - D (2OT)

FEWEST YARDS PENALIZED, BOTH TEAMS

- 20 1/15/12, Bal. (0) vs. Hou. (20) - D
- 38 1/22/12, Bal. (33) at NE (5) - A
- 53 2/3/13, Bal. (20) at SF (33) - SB

MOST YARDS PENALIZED, BOTH TEAMS

- 167 1/15/11, Bal. (74) at Pit. (93) - D
- 143 1/12/13, Bal. (56) at Den. (87) - D (2OT)
- 131 1/14/01, Bal. (95) at Oak. (36) - A

INTERCEPTIONS

MOST INTERCEPTIONS

- 4 1/4/09 at Mia. - WC
- 1/28/01 at NYG - SB
- 1/14/01 at Oak. - A

FEWEST INTERCEPTIONS

- 0 1/15/11 at Pit. - D
- 1/18/09 at Pit. - A
- 1 8 times, last 2/3/13 at SF - SB

MOST INTERCEPTIONS BY OPPONENT

- 3 1/18/09 at Pit. - A
- 1/20/02 at Pit. - D
- 2 1/16/10 at Ind. - D
- 1/13/07 vs. Ind. - D
- 1/3/04 vs. Ten. - WC

FEWEST INTERCEPTIONS BY OPPONENT

- 0 12 times, last 2/3/13 at SF - SB

MOST CONSECUTIVE GAMES WITH INTERCEPTIONS

- 10 12/31/00 vs. Den. - WC
- through 1/10/09 at Ten. - D

MOST CONSECUTIVE GAMES WITH INT'S BY OPPONENT

- 3 1/10/09 at Ten. - D
- through 1/16/10 at Ind. - D
- 1/20/02 at Pit. - D
- through 1/13/07 vs. Ind. - D

MOST INTERCEPTION YARDS

- 108 1/4/09 at Mia. - WC (4 INTs)
- 95 1/10/10 at NE - WC (3 INTs)
- 79 1/3/04 vs. Ten. - WC (3 INTs)

MOST INTERCEPTION YARDS BY OPPONENT

- 51 1/20/02 at Pit. - D (3 INTs)
- 47 1/18/09 at Pit. - A (3 INTs)
- 19 1/22/12 at NE - A (1 INT)

MOST TDs ON INTERCEPTIONS

- 1 1/12/13 at Den. - D (2OT) (Corey Graham)
- 1/4/09 at Mia. - WC (Ed Reed)
- 1/3/04 vs. Ten. - WC (Will Demps)
- 1/28/01 at NYG - SB (Duane Starks)
- 1/7/01 at Ten. - D (Ray Lewis)

MOST TDs ON INTERCEPTIONS BY OPPONENT

- 1 1/18/09 at Pit. - A (Troy Polamalu)



On Feb. 3, 2013, Baltimore defeated San Francisco, 34-31, in Super Bowl XLVII at the Mercedes-Benz Superdome in New Orleans. The victory clinched the Ravens' second Lombardi Trophy in 17 seasons. LB Ray Lewis (above right) closed out his storied NFL career alongside longtime teammate and fellow defensive starter, S Ed Reed (above left).



On Jan. 12, 2013, the Ravens traveled to Denver for a Divisional Round matchup in which they knocked off the AFC's top seed in a 38-35 double-overtime thriller. CB Corey Graham (above) picked off two QB Peyton Manning passes, one of which he returned 39 yards for a touchdown.



In the Wild Card round at New England (1/10/10), RB Ray Rice ran 83 yards for a touchdown on the opening play from scrimmage, the second-longest rush in NFL postseason history. Rice finished the day with a Ravens' postseason-franchise record 159 yards, adding 2 TDs, en route to a 33-14 victory.

THE RAVENS & SHAW SPORTS TURF

BUILDING A
**WINNING
TRADITION
TOGETHER**

— SINCE 2003. —



“ FOR MYSELF AND THE RAVENS, SHAW SPORTS TURF PROVIDES THE BEST PRODUCT ON THE MARKET. WE’VE LOOKED AT, TRIED, AND TESTED MANY OF THE OTHER ARTIFICIAL TURF SYSTEMS. THE PERFORMANCE OF THEIR PRODUCT AND THEIR RESPONSIVENESS TO OUR NEEDS KEEPS US COMING BACK TO SHAW SPORTS TURF. ”

shaw[™]
SPORTS TURF

DON FOLLETT

Senior Director of Fields & Grounds
Baltimore Ravens

**MARSHAL
YANDA**



GAME DAY

M&T BANK STADIUM

M&T Bank Stadium – without a doubt – is where NFL excitement begins on any given Sunday. Ravens home games and M&T Bank Stadium have become synonymous with winning.

Since capturing their first Super Bowl title in 2000, the Ravens have compiled an impressive home record, 79-25, the NFL's second-best winning percentage (.760) entering 2013.

Located at the south point of Camden Yards, M&T Bank Stadium stands as the crowning jewel of NFL sports facilities. Fans – proud of their Baltimore heritage – enjoy the latest technology, including stunning high definition RavensVision video screens and state-of-the-art concourse designs. Combined with exclusive amenities, the game's excitement gives fans, friends and families an opportunity to enjoy the day together. With a capacity of 71,008, this impressive structure is the home of the Ravens and draws its distinctive design from the best of Baltimore's architecture.

Completed in 1998 at a cost of \$220 million, the stadium has 128 suites and 8,196 club seats. HOK architects designed both Oriole Park and the Ravens' home at Camden Yards. The latter was completed in less than two years and funded through a combination of proceeds generated from debt service paid by lottery proceeds, the sale of tax-exempt revenue bonds, and the Ravens.



Photo by David Wallace - Aerial Photography, Annapolis, MD

OTHER EVENTS FEATURED AT M&T BANK STADIUM SINCE 1998



- ACC Lacrosse Tournaments - 2005-06
- Army-Navy Football - 2000, 2007
- Baltimore Bayhawks Lacrosse - 2002 Season
- HFStival - 1998, 2005
- Maryland vs. Georgia Tech Game - 1998
- Maryland vs. Navy Game - 2005, 2010
- Morgan State Football - 1998-2000
- Navy vs. Notre Dame Game - 2002, 2006, 2008
- Salisbury vs. Frostburg Game - 1999
- Day of Rivals Lacrosse Classic - 2009-10
- *Inside Lacrosse* Faceoff Classic - 2008-13
- NCAA Lacrosse Championships - 2003-04, 2007, 2010-11
- Calvert Hall-Loyola & City-Poly Games - Annually
- MPSSAA* State HS Football Championships - 2003-09
- Kenny Chesney Concert - 2008
- Chelsea vs. AC Milan International Soccer - 2009
- Man City vs. Inter Milan International Soccer - 2010
- U2 360° Tour Concert - 2011
- Tottenham vs. Liverpool International Soccer - 2012
- Monster Truck Jam - 2011-13
- CONCACAF Gold Cup - 2013
- Jay-Z & Justin Timberlake "Legends of The Summer" - 2013

* Maryland Public Secondary Schools Athletic Association

M&T BANK STADIUM



VIDEO SCREENS

- Each RavensVision high definition screen, which were added in 2010, measures 24 feet high and 100 feet wide. Those dimensions would equal a 1,234-inch diagonal TV screen. It would take 600 37-inch flat screen TVs to equal one of these giant LED (light emitting diode) boards. Nearly 2.5 million individual LEDs provide the image on the two screens, allowing the highest quality pictures in the brightest sunlight and at night events.

- The high definition views allow for some of the best graphics and game action video in the league, live game highlights from around the NFL, instant replays, scores, statistics, plus player updates and features.

- Each of the two giant screens is made up of modular LED panels – 12.6 inches by 15.1 inches. These panels were then assembled into larger sections measuring 8 by 9 feet. Each section weighs 900 pounds, and there are 33 sections on each board.

- A control room that allows the high definition boards to work at peak quality was designed by VPC and installed at M&T Bank Stadium by Diversified Systems, the U.S. industry leader in the construction and installation of control rooms.

- Added in 2013 were two high definition video boards, measuring 8 feet high and 30 feet wide, which were installed at the concourse entrances of Gates A and D. (Approximately 60 percent of fans enter gate A for all stadium events.) These new HD boards, which have split-screen capabilities, display a variety of content, ranging from in-game action, highlights, stats, messaging and entertainment video.

- Another dramatic improvement in 2013 was the addition of four new LED boards – one placed on each side of the two giant RavensVision HD video boards in the stadium's inner bowl. Additionally, new LED ribbon boards were installed to fully connect around the entire middle seating bowl.

“With these boards, we focus on football features that enrich the game-day experience,” Ravens VP of broadcasting Larry Rosen stated. “Transitioning some of our static signage to LED technology allows us to expand content and provide the entertainment and football information – including scores and fantasy-team statistics – that our fans crave.”

SIGHTLINES

- Front row seating in the lower level is six feet above the playing field, high enough to eliminate any issue with obstructed views. In addition, the front row is only a short distance of 50 feet from the playing field sidelines and 20 feet from the back of the end zones.

- The distinctive upper seating area includes open notches in each corner of the stadium, allowing spectacular, scenic views of Baltimore.

SEATING

- With a seating capacity of 71,008, M&T Bank Stadium is substantially larger than its sister baseball ballpark to the north. At 1.6 million square feet, it is nearly double Oriole Park at Camden Yard's size. Seating for the disabled is located on every level.

- The 8,196 club seats at M&T Bank Stadium offer extra-wide comfort, plus VIP parking, access to the club lounges serving

M&T BANK STADIUM

specialty foods, fully-staffed bars, concierge services and scenic views of downtown Baltimore.

- Each of the 128 suites at M&T Bank Stadium hold between 20-24 people and features three televisions, a private restroom, VIP parking and personal waitstaff service. Many other amenities are available to suite holders.

AMENITIES/DESIGN

- As part of a two-year, \$35 million investment that began in 2013, the Ravens enhanced the fan experience at M&T Bank Stadium with improvements to video boards, concession stands and all concourses.

- All 16 lower concourse concession stands were upgraded, with these enhancements improving the speed of service, and also the freshness and quality of food, much of which is prepared directly in front of fans.

- Additional concession stand improvements included digital menu boards and full upgrades to all condiment counters. Renovations to upper concourse concession stands will be made prior to the 2014 NFL season.

- Additionally, in 2013, concourses were redesigned with a “Ravenized” theme influenced by the brick and steel look of the M&T Bank Stadium exterior and other buildings on the Camden Yards complex. These features include support columns wrapped in brick, purple accent lighting and enhanced directional signage throughout each concourse.

- Extra-wide concourses (44-64 ft.) allow easier fan movement. Seven public elevators, numerous ramps and two escalators (to club level) assist the fan traffic.

- There are 44 concession stands in the upper, lower and club levels with delicious game day fare, including some of Baltimore’s signature favorites.

- Club Level decor features a historical perspective of football in Baltimore highlighting great games, teams and players from the area’s rich football history.

TRANSPORTATION AND STADIUM SITE

- Located at 1101 Russell Street, M&T Bank Stadium is surrounded on all sides by the following elevated roadways: I-95 and the Hamburg St. bridge to the north; I-95 and I-395 (plus Light Rail line) to the east; the Ostend St. bridge to the south; and the Russell St. viaduct to the west.

- Fans can easily access M&T Bank Stadium using mass transit. The Light Rail has a drop-off point located directly outside of Gate B.

- Parking in stadium lots, managed by Central Parking Systems, (410) 347-9330, is limited to permit holders, but downtown parking garages are also available for game day parking, just a short walk away.

- Tailgating is welcomed at M&T Bank Stadium. Fans may tailgate in every complex lot. For complete Tailgate Lot information, call the Ravens’ Ticket Office at (410) 261-7283.

- In October of 2002, following the passing of legendary Colts’ quarterback Johnny Unitas, the Ravens named the area near Gate A Unitas Plaza. A statue (shown below) sculpted by local artist Frederick Kail was commissioned by a grassroots group that included donations from the Steve Bisciotti family, the Art Modell family, the Baltimore Orioles and numerous others. One of the signature elements of the bronze work is the famous black high tops – John’s favorite football shoe. Many Ravens fans touch the left shoe of the statue for good luck prior to every home game.

- Unitas Plaza is a great picture-taking area for Baltimoreans and vacationers. Original PSL season ticket holders also have the opportunity to locate their names etched in one of two PSL Walls of Honor. These names are a tribute to the great Ravens football fans who have supported the team that brought Baltimore and the State of Maryland two Super Bowl Championships (2000 and 2012).



IN-GAME ENTERTAINMENT



MASCOT POE

The game-day experience at M&T Bank Stadium is designed to offer Ravens fans a festive and colorful atmosphere providing a variety of entertainment and excitement. And it wouldn't be complete without the Ravens' mischievous mascot, Poe. If you would like to book Poe to fly into your next function, please visit www.baltimore Ravens.com/mascots.

BALTIMORE'S MARCHING RAVENS

Over 180 musicians comprise Baltimore's Marching Ravens. John Ziemann directed the Colts' Marching Band, which evolved into the current Ravens' musical performers. BMR is deeply involved in charitable causes and raises funds to help support the Baltimore community. For information on scheduling these dynamic performers, visit www.baltimore Ravens.com/band.



RAVENS CHEERLEADERS

The Ravens' cheerleading squad has 15 members on the dance team and 31 members on the stunt team. The cheerleading squad is the only NFL team with both a dance and co-ed stunt team. Ravens cheerleaders are in our community helping raise funds for charities and foundations in the Baltimore area. Scheduling an appearance for your next event is easy: visit www.baltimore Ravens.com/cheerleaders.



LIVE RAVENS

The Ravens' live mascots, Rise and Conquer, live at the Maryland Zoo in Baltimore and can be visited by fans. Fans also have an opportunity to see the birds appear at home games and a number of different Ravens events throughout the calendar year. For more information, visit www.baltimore Ravens.com/mascots.

M&T BANK STADIUM HISTORY



On May 6, 2003, M&T Bank and the Baltimore Ravens announced their partnership, which included a 15-year, \$75 million agreement with naming rights to the Ravens' home field, M&T Bank Stadium, as well as several important community-based programs that are jointly administered.

At the announcement, Ravens owner Steve Bisciotti said: "We knew from the onset that we did not want a company that wasn't established and without a great track record. There were other banks that we were calling about naming rights, because that was the category we wanted to fill, but the timing was perfect [with M&T] because they were coming in to a new market [Maryland]."

M&T Bank's long history began in western New York, but the company has expanded throughout the East Coast. There are more than 700 branches in the Mid-Atlantic, including Maryland, Virginia and Pennsylvania. The bank was founded 157 years ago and is one of the 20 largest commercial bank corporations in the nation.

The partnership is deeply rooted in the idea of community service. M&T Bank became the lead sponsor of the Ravens All Community Team, which unites the Ravens with Baltimore's business leaders to support our community in meaningful ways. This support includes fundraising, volunteerism and involvement in projects that meet some of its most pressing needs.

"M&T Bank's relationship with the Ravens goes far beyond our name on the stadium," said Mark Czarnecki, president of M&T Bank. "M&T and the Ravens have become community

partners, working together to strengthen communities through a variety of initiatives. Employees from the two organizations work side-by-side as volunteers renovating homes, distributing food to the hungry and building neighborhood playgrounds. M&T Bank is proud to be the official bank of the Ravens, and we're proud to be part of the fabric of the community."

M&T Bank also sponsors Honor Rows, a program that salutes those who provide outstanding service and the nationally-renowned Baltimore's Marching Ravens. For more information about this community service, log on to www.baltimoreravens.com.



M&T BANK STADIUM SEATING



GAME DAY BROADCAST TEAM



WBAL 1090AM
97.9HD4 WBAL.COM
THE ONLY STATION THAT MATTERS

98ROCK
97.9 baltimore

**BALTIMORE
RAVENS.COM**

Pictured from left to right is the radio team of Gerry Sandusky, Stan White and Qadry Ismail. The trio brings a wealth of knowledge to games, broadcast on WBAL Radio 1090 AM and 98Rock WIYY FM (and streamed live on baltimore Ravens.com). Preseason games are simulcast to TV on WBAL-TV and Comcast and called by the radio team on WBAL Radio and 98Rock.

Ravens games can be heard on 98Rock WIYY (97.9 FM), WBAL 1090 AM, baltimore Ravens.com and on 14 regional affiliates (listed below). This network broadcasts each Ravens game and reaches from York, PA, to Henderson, NC. Gerry Sandusky, WBAL-TV 11 sports director, gives the play-by-play and serves as the executive producer for the

broadcast team that includes Qadry Ismail and Stan White. Ismail, a member of the Ravens' 2000 Super Bowl XXXV team, provides on-field experience and knowledgeable insight on players and situations. White, a former NFL standout for the Baltimore Colts and Detroit Lions, is regarded as one of the top NFL analysts.

RAVENS RADIO AFFILIATES

MARYLAND
Annapolis
WNAV • 1430 AM

Cambridge
WCEM • 106.3 FM/1240 AM

Cumberland
WCBC • 107.1 FM

Hagerstown
WARK • 1490 AM

Lexington Park
WMDM • 97.7 FM

Ocean City
WZBH • 93.5 FM

Salisbury
WICO • 92.5 FM

Thurmont
WTHU • 1450 AM

Westminster
WTTR • 1470 AM

PENNSYLVANIA
York
WSBA • 910 AM

DELAWARE
Newark
WWTX • 1290 AM

NORTH CAROLINA
Henderson
WHNC • 890 AM

WASHINGTON, D.C.
WFED • 1500 AM/ WTOP • 1050 AM



RAVENS RADIO POST-GAME runs 30 minutes after each Ravens game at M&T Bank Stadium. This game day wrap-up features the live post-game press conferences of head coach John Harbaugh (pictured left with play-by-play announcer Gerry Sandusky) and is followed by several player interviews. The show is hosted by Stan White in the Ravens' locker room.



TURN ON. TUNE IN. TEAM UP
WITH THE **RAVENS**




[MONDAY]

98ROCK
7:00PM



1090AM WBAL
7:00PM



[TUESDAY]

WBAL PLUS
7:30PM
& 10:30PM



1090AM WBAL
7:00PM



[WEDNESDAY]

WBAL PLUS
7:30PM
& 10:30PM



1090AM WBAL
7:00PM



[THURSDAY]

1090AM WBAL
7:00PM



[FRIDAY]

1090AM WBAL
7:00PM



WBAL PLUS
7:30PM
& 10:30PM



[SATURDAY]

1090AM WBAL
11:00AM
WBAL TV
11:00AM



2013 NFL REGULAR SEASON SCHEDULE

ALL TIMES EASTERN

WEEK 1

THURSDAY, SEPTEMBER 5

BALTIMORE RAVENS AT DENVER BRONCOS 8:30p

SUNDAY, SEPTEMBER 8

NEW ENGLAND PATRIOTS AT BUFFALO BILLS 1:00p
SEATTLE SEAHAWKS AT CAROLINA PANTHERS 1:00p
CINCINNATI BENGALS AT CHICAGO BEARS 1:00p
MIAMI DOLPHINS AT CLEVELAND BROWNS 1:00p
MINNESOTA VIKINGS AT DETROIT LIONS 1:00p
OAKLAND RAIDERS AT INDIANAPOLIS COLTS 1:00p
KANSAS CITY CHIEFS AT JACKSONVILLE JAGUARS 1:00p
ATLANTA FALCONS AT NEW ORLEANS SAINTS 1:00p
TAMPA BAY BUCCANEERS AT N.Y. JETS 1:00p
TENNESSEE TITANS AT PITTSBURGH STEELERS 1:00p
ARIZONA CARDINALS AT ST. LOUIS RAMS 4:25p
GREEN BAY PACKERS AT SAN FRANCISCO 49ERS 4:25p
N.Y. GIANTS AT DALLAS COWBOYS 8:30p

MONDAY, SEPTEMBER 9

PHILADELPHIA EAGLES AT WASHINGTON REDSKINS 7:10p
HOUSTON TEXANS AT SAN DIEGO CHARGERS 10:20p

WEEK 2

THURSDAY, SEPTEMBER 12

N.Y. JETS AT NEW ENGLAND PATRIOTS 8:25p

SUNDAY, SEPTEMBER 15

ST. LOUIS RAMS AT ATLANTA FALCONS 1:00p
CLEVELAND BROWNS AT BALTIMORE RAVENS 1:00p
CAROLINA PANTHERS AT BUFFALO BILLS 1:00p
MINNESOTA VIKINGS AT CHICAGO BEARS 1:00p
WASHINGTON REDSKINS AT GREEN BAY PACKERS 1:00p
TENNESSEE TITANS AT HOUSTON TEXANS 1:00p
MIAMI DOLPHINS AT INDIANAPOLIS COLTS 1:00p
DALLAS COWBOYS AT KANSAS CITY CHIEFS 1:00p
SAN DIEGO CHARGERS AT PHILADELPHIA EAGLES 1:00p
DETROIT LIONS AT ARIZONA CARDINALS 4:05p
NEW ORLEANS SAINTS AT TAMPA BAY BUCCANEERS 4:05p
DENVER BRONCOS AT N.Y. GIANTS 4:25p
JACKSONVILLE JAGUARS AT OAKLAND RAIDERS 4:25p
SAN FRANCISCO 49ERS AT SEATTLE SEAHAWKS 8:30p

MONDAY, SEPTEMBER 16

PITTSBURGH STEELERS AT CINCINNATI BENGALS 8:40p

WEEK 3

THURSDAY, SEPTEMBER 19

KANSAS CITY CHIEFS AT PHILADELPHIA EAGLES 8:25p

SUNDAY, SEPTEMBER 22

HOUSTON TEXANS AT BALTIMORE RAVENS 1:00p
GREEN BAY PACKERS AT CINCINNATI BENGALS 1:00p
N.Y. GIANTS AT CAROLINA PANTHERS 1:00p
ST. LOUIS RAMS AT DALLAS COWBOYS 1:00p
CLEVELAND BROWNS AT MINNESOTA VIKINGS 1:00p
TAMPA BAY BUCCANEERS AT NEW ENGLAND PATRIOTS 1:00p
ARIZONA CARDINALS AT NEW ORLEANS SAINTS 1:00p
SAN DIEGO CHARGERS AT TENNESSEE TITANS 1:00p
DETROIT LIONS AT WASHINGTON REDSKINS 1:00p
ATLANTA FALCONS AT MIAMI DOLPHINS 4:05p
BUFFALO BILLS AT N.Y. JETS 4:25p
INDIANAPOLIS COLTS AT SAN FRANCISCO 49ERS 4:25p
JACKSONVILLE JAGUARS AT SEATTLE SEAHAWKS 4:25p
CHICAGO BEARS AT PITTSBURGH STEELERS 8:30p

MONDAY, SEPTEMBER 23

OAKLAND RAIDERS AT DENVER BRONCOS 8:40p

WEEK 4 - (BYES: CAR, GB)

THURSDAY, SEPTEMBER 26

SAN FRANCISCO 49ERS AT ST. LOUIS RAMS 8:25p

SUNDAY, SEPTEMBER 29

BALTIMORE RAVENS AT BUFFALO BILLS 1:00p
CINCINNATI BENGALS AT CLEVELAND BROWNS 1:00p
CHICAGO BEARS AT DETROIT LIONS 1:00p
SEATTLE SEAHAWKS AT HOUSTON TEXANS 1:00p
INDIANAPOLIS COLTS AT JACKSONVILLE JAGUARS 1:00p
N.Y. GIANTS AT KANSAS CITY CHIEFS 1:00p
PITTSBURGH STEELERS AT MINNESOTA VIKINGS (LONDON) 1:00p
ARIZONA CARDINALS AT TAMPA BAY BUCCANEERS 1:00p
N.Y. JETS AT TENNESSEE TITANS 4:05p
PHILADELPHIA EAGLES AT DENVER BRONCOS 4:25p
WASHINGTON REDSKINS AT OAKLAND RAIDERS 4:25p
DALLAS COWBOYS AT SAN DIEGO CHARGERS 4:25p
NEW ENGLAND PATRIOTS AT ATLANTA FALCONS 8:30p

MONDAY, SEPTEMBER 30

MIAMI DOLPHINS AT NEW ORLEANS SAINTS 8:40p

WEEK 5 - (BYES: MIN, PIT, TB, WAS)

THURSDAY, OCTOBER 3

BUFFALO BILLS AT CLEVELAND BROWNS 8:25p

SUNDAY, OCTOBER 6

NEW ORLEANS SAINTS AT CHICAGO BEARS 1:00p
NEW ENGLAND PATRIOTS AT CINCINNATI BENGALS 1:00p
DETROIT LIONS AT GREEN BAY PACKERS 1:00p
SEATTLE SEAHAWKS AT INDIANAPOLIS COLTS 1:00p
BALTIMORE RAVENS AT MIAMI DOLPHINS 1:00p
PHILADELPHIA EAGLES AT N.Y. GIANTS 1:00p
JACKSONVILLE JAGUARS AT ST. LOUIS RAMS 1:00p
KANSAS CITY CHIEFS AT TENNESSEE TITANS 1:00p
CAROLINA PANTHERS AT ARIZONA CARDINALS 4:05p
DENVER BRONCOS AT DALLAS COWBOYS 4:25p
SAN DIEGO CHARGERS AT OAKLAND RAIDERS 4:25p
HOUSTON TEXANS AT SAN FRANCISCO 49ERS 8:30p

MONDAY, OCTOBER 7

N.Y. JETS AT ATLANTA FALCONS 8:40p

WEEK 6 - (BYES: ATL, MIA)

THURSDAY, OCTOBER 10

N.Y. GIANTS AT CHICAGO BEARS 8:25p

SUNDAY, OCTOBER 13

GREEN BAY PACKERS AT BALTIMORE RAVENS 1:00p
CINCINNATI BENGALS AT BUFFALO BILLS 1:00p
DETROIT LIONS AT CLEVELAND BROWNS 1:00p
ST. LOUIS RAMS AT HOUSTON TEXANS 1:00p
OAKLAND RAIDERS AT KANSAS CITY CHIEFS 1:00p
CAROLINA PANTHERS AT MINNESOTA VIKINGS 1:00p
PITTSBURGH STEELERS AT N.Y. JETS 1:00p
PHILADELPHIA EAGLES AT TAMPA BAY BUCCANEERS 1:00p
JACKSONVILLE JAGUARS AT DENVER BRONCOS 4:05p
TENNESSEE TITANS AT SEATTLE SEAHAWKS 4:05p
NEW ORLEANS SAINTS AT NEW ENGLAND PATRIOTS 4:25p
ARIZONA CARDINALS AT SAN FRANCISCO 49ERS 4:25p
WASHINGTON REDSKINS AT DALLAS COWBOYS 8:30p

MONDAY, OCTOBER 14

INDIANAPOLIS COLTS AT SAN DIEGO CHARGERS 8:40p

2013 NFL REGULAR SEASON SCHEDULE

ALL TIMES EASTERN

WEEK 7 - (BYES: NO, OAK)

THURSDAY, OCTOBER 17

SEATTLE SEAHAWKS AT ARIZONA CARDINALS 8:25p

SUNDAY, OCTOBER 20

TAMPA BAY BUCCANEERS AT ATLANTA FALCONS 1:00p

ST. LOUIS RAMS AT CAROLINA PANTHERS 1:00p

CINCINNATI BENGALS AT DETROIT LIONS 1:00p

SAN DIEGO CHARGERS AT JACKSONVILLE JAGUARS 1:00p

HOUSTON TEXANS AT KANSAS CITY CHIEFS 1:00p

BUFFALO BILLS AT MIAMI DOLPHINS 1:00p

NEW ENGLAND PATRIOTS AT N.Y. JETS 1:00p

DALLAS COWBOYS AT PHILADELPHIA EAGLES 1:00p

CHICAGO BEARS AT WASHINGTON REDSKINS 1:00p

SAN FRANCISCO 49ERS AT TENNESSEE TITANS 4:05p

CLEVELAND BROWNS AT GREEN BAY PACKERS 4:25p

BALTIMORE RAVENS AT PITTSBURGH STEELERS 4:25p

DENVER BRONCOS AT INDIANAPOLIS COLTS 8:30p

MONDAY, OCTOBER 21

MINNESOTA VIKINGS AT N.Y. GIANTS 8:40p

WEEK 8 - (BYES: BAL, CHI, HOU, IND, SD, TEN)

THURSDAY, OCTOBER 24

CAROLINA PANTHERS AT TAMPA BAY BUCCANEERS 8:25p

SUNDAY, OCTOBER 27

DALLAS COWBOYS AT DETROIT LIONS 1:00p

SAN FRANCISCO 49ERS AT JACKSONVILLE JAGUARS (LONDON) ... 1:00p

CLEVELAND BROWNS AT KANSAS CITY CHIEFS 1:00p

MIAMI DOLPHINS AT NEW ENGLAND PATRIOTS 1:00p

BUFFALO BILLS AT NEW ORLEANS SAINTS 1:00p

N.Y. GIANTS AT PHILADELPHIA EAGLES 1:00p

PITTSBURGH STEELERS AT OAKLAND RAIDERS 4:05p

N.Y. JETS AT CINCINNATI BENGALS 4:05p

ATLANTA FALCONS AT ARIZONA CARDINALS 4:25p

WASHINGTON REDSKINS AT DENVER BRONCOS 4:25p

GREEN BAY PACKERS AT MINNESOTA VIKINGS 8:30p

MONDAY, OCTOBER 28

SEATTLE SEAHAWKS AT ST. LOUIS RAMS 8:40p

WEEK 9 - (BYES: ARI, DEN, DET, JAC, NYG, SF)

THURSDAY, OCTOBER 31

CINCINNATI BENGALS AT MIAMI DOLPHINS 8:25p

SUNDAY, NOVEMBER 3

KANSAS CITY CHIEFS AT BUFFALO BILLS 1:00p

ATLANTA FALCONS AT CAROLINA PANTHERS 1:00p

MINNESOTA VIKINGS AT DALLAS COWBOYS 1:00p

NEW ORLEANS SAINTS AT N.Y. JETS 1:00p

TENNESSEE TITANS AT ST. LOUIS RAMS 1:00p

SAN DIEGO CHARGERS AT WASHINGTON REDSKINS 1:00p

PHILADELPHIA EAGLES AT OAKLAND RAIDERS 4:05p

TAMPA BAY BUCCANEERS AT SEATTLE SEAHAWKS 4:05p

BALTIMORE RAVENS AT CLEVELAND BROWNS 4:25p

PITTSBURGH STEELERS AT NEW ENGLAND PATRIOTS 4:25p

INDIANAPOLIS COLTS AT HOUSTON TEXANS 8:30p

MONDAY, NOVEMBER 4

CHICAGO BEARS AT GREEN BAY PACKERS 8:40p

WEEK 10 - (BYES: CLE, KC, NE, NYJ)

THURSDAY, NOVEMBER 7

WASHINGTON REDSKINS AT MINNESOTA VIKINGS 8:25p

SUNDAY, NOVEMBER 10

SEATTLE SEAHAWKS AT ATLANTA FALCONS 1:00p

CINCINNATI BENGALS AT BALTIMORE RAVENS 1:00p

DETROIT LIONS AT CHICAGO BEARS 1:00p

PHILADELPHIA EAGLES AT GREEN BAY PACKERS 1:00p

ST. LOUIS RAMS AT INDIANAPOLIS COLTS 1:00p

OAKLAND RAIDERS AT N.Y. GIANTS 1:00p

BUFFALO BILLS AT PITTSBURGH STEELERS 1:00p

JACKSONVILLE JAGUARS AT TENNESSEE TITANS 1:00p

CAROLINA PANTHERS AT SAN FRANCISCO 49ERS 4:05p

HOUSTON TEXANS AT ARIZONA CARDINALS 4:25p

DENVER BRONCOS AT SAN DIEGO CHARGERS 4:25p

DALLAS COWBOYS AT NEW ORLEANS SAINTS 8:30p

MONDAY, NOVEMBER 11

MIAMI DOLPHINS AT TAMPA BAY BUCCANEERS 8:40p

WEEK 11 - (BYES: DAL, STL)

THURSDAY, NOVEMBER 14

INDIANAPOLIS COLTS AT TENNESSEE TITANS 8:25p

SUNDAY, NOVEMBER 17

N.Y. JETS AT BUFFALO BILLS 1:00p

BALTIMORE RAVENS AT CHICAGO BEARS 1:00p

CLEVELAND BROWNS AT CINCINNATI BENGALS 1:00p

OAKLAND RAIDERS AT HOUSTON TEXANS 1:00p

ARIZONA CARDINALS AT JACKSONVILLE JAGUARS 1:00p

SAN DIEGO CHARGERS AT MIAMI DOLPHINS 1:00p

WASHINGTON REDSKINS AT PHILADELPHIA EAGLES 1:00p

DETROIT LIONS AT PITTSBURGH STEELERS 1:00p

ATLANTA FALCONS AT TAMPA BAY BUCCANEERS 1:00p

KANSAS CITY CHIEFS AT DENVER BRONCOS 4:05p

SAN FRANCISCO 49ERS AT NEW ORLEANS SAINTS 4:25p

MINNESOTA VIKINGS AT SEATTLE SEAHAWKS 4:25p

GREEN BAY PACKERS AT N.Y. GIANTS * 8:30p

MONDAY, NOVEMBER 18

NEW ENGLAND PATRIOTS AT CAROLINA PANTHERS 8:40p

WEEK 12 - (BYES: BUF, CIN, PHI, SEA)

THURSDAY, NOVEMBER 21

NEW ORLEANS SAINTS AT ATLANTA FALCONS 8:25p

SUNDAY, NOVEMBER 24

N.Y. JETS AT BALTIMORE RAVENS 1:00p

PITTSBURGH STEELERS AT CLEVELAND BROWNS 1:00p

TAMPA BAY BUCCANEERS AT DETROIT LIONS 1:00p

MINNESOTA VIKINGS AT GREEN BAY PACKERS 1:00p

JACKSONVILLE JAGUARS AT HOUSTON TEXANS 1:00p

SAN DIEGO CHARGERS AT KANSAS CITY CHIEFS 1:00p

CAROLINA PANTHERS AT MIAMI DOLPHINS 1:00p

CHICAGO BEARS AT ST. LOUIS RAMS 1:00p

INDIANAPOLIS COLTS AT ARIZONA CARDINALS 4:05p

TENNESSEE TITANS AT OAKLAND RAIDERS 4:05p

DALLAS COWBOYS AT N.Y. GIANTS 4:25p

DENVER BRONCOS AT NEW ENGLAND PATRIOTS * 8:30p

MONDAY, NOVEMBER 25

SAN FRANCISCO 49ERS AT WASHINGTON REDSKINS 8:40p

2013 NFL REGULAR SEASON SCHEDULE

ALL TIMES EASTERN

WEEK 13

THURSDAY, NOVEMBER 28

GREEN BAY PACKERS AT DETROIT LIONS	12:30p
OAKLAND RAIDERS AT DALLAS COWBOYS	4:30p
PITTSBURGH STEELERS AT BALTIMORE RAVENS	8:30p

SUNDAY, DECEMBER 1

TAMPA BAY BUCCANEERS AT CAROLINA PANTHERS	1:00p
JACKSONVILLE JAGUARS AT CLEVELAND BROWNS	1:00p
TENNESSEE TITANS AT INDIANAPOLIS COLTS	1:00p
DENVER BRONCOS AT KANSAS CITY CHIEFS	1:00p
CHICAGO BEARS AT MINNESOTA VIKINGS	1:00p
MIAMI DOLPHINS AT N.Y. JETS	1:00p
ARIZONA CARDINALS AT PHILADELPHIA EAGLES	1:00p
ATLANTA FALCONS AT BUFFALO BILLS (TORONTO)	4:05p
ST. LOUIS RAMS AT SAN FRANCISCO 49ERS	4:05p
NEW ENGLAND PATRIOTS AT HOUSTON TEXANS	4:25p
CINCINNATI BENGALS AT SAN DIEGO CHARGERS	4:25p
N.Y. GIANTS AT WASHINGTON REDSKINS *	8:30p

MONDAY, DECEMBER 2

NEW ORLEANS SAINTS AT SEATTLE SEAHAWKS	8:40p
--	-------

WEEK 14

THURSDAY, DECEMBER 5

HOUSTON TEXANS AT JACKSONVILLE JAGUARS	8:25p
--	-------

SUNDAY, DECEMBER 8

MINNESOTA VIKINGS AT BALTIMORE RAVENS	1:00p
INDIANAPOLIS COLTS AT CINCINNATI BENGALS	1:00p
CLEVELAND BROWNS AT NEW ENGLAND PATRIOTS	1:00p
OAKLAND RAIDERS AT N.Y. JETS	1:00p
CAROLINA PANTHERS AT NEW ORLEANS SAINTS	1:00p
DETROIT LIONS AT PHILADELPHIA EAGLES	1:00p
MIAMI DOLPHINS AT PITTSBURGH STEELERS	1:00p
BUFFALO BILLS AT TAMPA BAY BUCCANEERS	1:00p
KANSAS CITY CHIEFS AT WASHINGTON REDSKINS	1:00p
TENNESSEE TITANS AT DENVER BRONCOS	4:05p
ST. LOUIS RAMS AT ARIZONA CARDINALS	4:25p
N.Y. GIANTS AT SAN DIEGO CHARGERS	4:25p
SEATTLE SEAHAWKS AT SAN FRANCISCO 49ERS	4:25p
ATLANTA FALCONS AT GREEN BAY PACKERS *	8:30p

MONDAY, DECEMBER 9

DALLAS COWBOYS AT CHICAGO BEARS	8:40p
---------------------------------------	-------

WEEK 15

THURSDAY, DECEMBER 12

SAN DIEGO CHARGERS AT DENVER BRONCOS	8:25p
--	-------

SUNDAY, DECEMBER 15

WASHINGTON REDSKINS AT ATLANTA FALCONS	1:00p
CHICAGO BEARS AT CLEVELAND BROWNS	1:00p
HOUSTON TEXANS AT INDIANAPOLIS COLTS	1:00p
BUFFALO BILLS AT JACKSONVILLE JAGUARS	1:00p
NEW ENGLAND PATRIOTS AT MIAMI DOLPHINS	1:00p
PHILADELPHIA EAGLES AT MINNESOTA VIKINGS	1:00p
SEATTLE SEAHAWKS AT N.Y. GIANTS	1:00p
NEW ORLEANS SAINTS AT ST. LOUIS RAMS	1:00p
SAN FRANCISCO 49ERS AT TAMPA BAY BUCCANEERS	1:00p
ARIZONA CARDINALS AT TENNESSEE TITANS	1:00p
N.Y. JETS AT CAROLINA PANTHERS	4:05p
KANSAS CITY CHIEFS AT OAKLAND RAIDERS	4:05p
GREEN BAY PACKERS AT DALLAS COWBOYS	4:25p
CINCINNATI BENGALS AT PITTSBURGH STEELERS *	8:30p

MONDAY, DECEMBER 17

BALTIMORE RAVENS AT DETROIT LIONS	8:40p
--	--------------

WEEK 16

SUNDAY, DECEMBER 22

MIAMI DOLPHINS AT BUFFALO BILLS	1:00p
NEW ORLEANS SAINTS AT CAROLINA PANTHERS	1:00p
MINNESOTA VIKINGS AT CINCINNATI BENGALS	1:00p
DENVER BRONCOS AT HOUSTON TEXANS	1:00p
TENNESSEE TITANS AT JACKSONVILLE JAGUARS	1:00p
INDIANAPOLIS COLTS AT KANSAS CITY CHIEFS	1:00p
CLEVELAND BROWNS AT N.Y. JETS	1:00p
CHICAGO BEARS AT PHILADELPHIA EAGLES	1:00p
TAMPA BAY BUCCANEERS AT ST. LOUIS RAMS	1:00p
DALLAS COWBOYS AT WASHINGTON REDSKINS	1:00p
N.Y. GIANTS AT DETROIT LIONS	4:05p
ARIZONA CARDINALS AT SEATTLE SEAHAWKS	4:05p
PITTSBURGH STEELERS AT GREEN BAY PACKERS	4:25p
OAKLAND RAIDERS AT SAN DIEGO CHARGERS	4:25p
NEW ENGLAND PATRIOTS AT BALTIMORE RAVENS *	8:30p

MONDAY, DECEMBER 23

ATLANTA FALCONS AT SAN FRANCISCO 49ERS	8:40p
--	-------

WEEK 17

SUNDAY, DECEMBER 29

CAROLINA PANTHERS AT ATLANTA FALCONS	1:00p
GREEN BAY PACKERS AT CHICAGO BEARS	1:00p
BALTIMORE RAVENS AT CINCINNATI BENGALS	1:00p
PHILADELPHIA EAGLES AT DALLAS COWBOYS	1:00p
JACKSONVILLE JAGUARS AT INDIANAPOLIS COLTS	1:00p
N.Y. JETS AT MIAMI DOLPHINS	1:00p
DETROIT LIONS AT MINNESOTA VIKINGS	1:00p
BUFFALO BILLS AT NEW ENGLAND PATRIOTS	1:00p
TAMPA BAY BUCCANEERS AT NEW ORLEANS SAINTS	1:00p
WASHINGTON REDSKINS AT N.Y. GIANTS	1:00p
CLEVELAND BROWNS AT PITTSBURGH STEELERS	1:00p
HOUSTON TEXANS AT TENNESSEE TITANS	1:00p
SAN FRANCISCO 49ERS AT ARIZONA CARDINALS	4:25p
DENVER BRONCOS AT OAKLAND RAIDERS	4:25p
KANSAS CITY CHIEFS AT SAN DIEGO CHARGERS	4:25p
ST. LOUIS RAMS AT SEATTLE SEAHAWKS	4:25p

* - Sunday night game in Week 17 TBD

POSTSEASON

SATURDAY, JANUARY 4

AFC and NFC Wild Card Playoffs (NBC)

SUNDAY, JANUARY 5

AFC and NFC Wild Card Playoffs (CBS and FOX)

SATURDAY, JANUARY 11

AFC and NFC Divisional Playoffs (CBS and FOX)

SUNDAY, JANUARY 12

AFC and NFC Divisional Playoffs (CBS and FOX)

SUNDAY, JANUARY 19

AFC and NFC Championship Games (CBS and FOX)

SUNDAY, JANUARY 26

AFC-NFC Pro Bowl (NBC)

SUNDAY, FEBRUARY 2

Super Bowl XLVIII in New York/New Jersey (FOX)

* - Sunday night games in Weeks 10-16 subject to change

INDEX

Scrimmage Yards.....	408
Service	396
Tackles.....	404
INT Returns for TDs, All-Time.....	274
Jackson, Asa	138
63 Wins Under Harbaugh	139
Jankowski, Bill	68
Jensen, Ryan	247
Johnson, Chris	140
NFL Record Run D	142
Jones, Arthur	143
Ravens Postseason Turnover Table.....	145
Jones, Jacoby	146
Jacoby's Jaunts	147
Juszczyk, Kyle	243

K-M

Koch, Sam	151
Soaring With Sam	154
Pinning 'Em Deep	155
Kokinis, George	57
Top 10 Success	57
Koppelman, Baker	69
Largest Crowds.....	343
Levine, Anthony	156
Lewis, Ray (Ravens Legend)	321
Lewis-Moore, Kapron	245
M&T Bank Stadium.....	433
Amenities.....	435
Entertainment	436
Events	433
Firsts	255
History	437
PSL Walls	435
Seating	434
Seating Chart	438
RavensVision Video Screens	434
Tailgating	435
Transportation	435
Unitas Plaza	435
Martindale, Don	35
Ravens Sign OLB Elvis Dumervil	36
Mascot	436
McClain, Jameel	157
McClellan, Albert	161
Shutout City.....	162
McKinnie, Bryant	163
McPhee, Pernell	165
Medical Staff.....	75
Mellette, Aaron	248
Milestones, 2012.....	278
Moeller, Andy	37
Piling Up The Points At Home	38
Monachino, Ted.....	39
Stout Playoff "D".....	40
Montgomery, Wilbert.....	41
Rice Ranks No. 1.....	42
Moriarty, Pat	54

N-P

Newsome, Ozzie	7
Ozzie Newsome Snapshot	7

Key Free Agent Signings	9
First-Round Draft Picks	10
Top Front Offices	11
Super Bowls Since 2000	12
Newsome, Vincent	55
NFL Rankings, 2012	302
Ravens Top 2012 NFL Rankings	302
NFL Schedule.....	441
NFL Standings, 2012	303
Ngata, Haloti.....	167
D Tackle Dominance	170
Ngata on us.....	171
Ogden, Jonathan (Hall of Famer)	320
Oher, Michael	172
Opponents, Ravens vs. NFL.....	344
Opponents, Single-Game Bests	416
Osemele, Kelechi	175
Overtime Games	338
Pees, Dean	21
Red Zone Force.....	22
Pierce, Bernard.....	176
History of Dominance	177
Pitta, Dennis	178
Pitta a Prime Target	180
Players, 2013	83
Draft Choices.....	237
First-Year Players.....	251
Rookie Free Agents	256
Veterans	83
Player Foundations.....	77
Player Honors, 2012	278
Player Participation, 2012.....	275
Postseason Individual Records	417
Combined Kick Returns.....	423
Combined Yards Gained	425
Fumbles.....	421
Interceptions	421
Kickoff Returns	423
Passing	418
Punt Returns	422
Punting	424
Receiving.....	419
Rushing.....	420
Sacks.....	421
Scoring	417
Scrimmage Yards.....	425
Service	417
Tackles.....	421
Postseason Results, All-Time	340
Postseason Results, NFL 2012.....	303
Postseason NFL Schedule, 2013	443
Postseason Team Records	426
First Downs	426
Fumbles.....	428
Interceptions	429
Kickoff Returns	428
Net Yards	426
Passing	427

INDEX

Penalties	428	Staff Photos	71
Punt Returns	427	Starters, Game-by-Game, 2012	276
Punting	427	Statistics, Cumulative, 1996-2011	350
Rushing	426	Statistics, Defensive/Special Teams, 2012	270
Scoring	426	Statistics, Postseason, 2012	271
Turnovers	428	Statistics, Preseason, 2012	273
Wins/Losses	426	Statistics, Regular Season, 2012	269
Preseason Results, All-Time	339	Stephens, Reggie	206
Prime Time Ravens	337	Ravens Roost Unsung Hero Award	206
Pro Bowl Ravens, All-Time	326	Streeter, Tommy	207
Pro Bowl Ravens, 2012	270, 326	Offense Explodes in 2012	207
Pronunciation Guide	217	Suggs, Terrell	208
	Q-R	Playoff Sack Artist	208
Radio/TV Programming	440	Hot Off The Edge	209
Rainey, Bobby	181	Ed Block Courage Award	210
Rankings, Ravens All-Time	393	Ravens Sack Leader	211
Rankings, Ravens Year-by-Year Totals	395	Super Bowl XXXV	309
Rankings, Top 2012 Ravens	302	Super Bowl XLVII	307
Ravens All Community Team Foundation	77	Swayne, Harry	59
Ravens History	310		T-U
Ravens Radio Network	439	Taylor, Tyrod	215
Records, Individual	396	Team Records	409
Records, Opponents (Single-Game)	416	Defeats	409
Records, Team	409	First Downs	410
Reed, David	182	Fumbles	414
2012 Postseason Numbers to Rave About	184	Interceptions	414
Regular Season Results	340	Kickoff Returns	413
Reid, Jah	185	Net Yards	411
Results, All-Time	340	Passing	412
Results, 2012 Postseason	303	Penalties	415
Rice, Ray	186	Punt Returns	413
Hundreds All Around	186	Punting	413
Homegrown Pro Bowlers	188	Rushing	411
Top Ranking Rice	189	Scoring	409
Ring of Honor	349	Turnovers	415
Rochlitz, Kevin	69	Victories	409
Rogucki, Bob	43	Tickets	1
Rosburg, Jerry	17	Thompson, Christian	218
Rosen, Larry	69	Thompson, Deonte	219
Roster, All-Time	327	Behind Enemy Lines	220
Rosters, 2013	265	Top 10 Offensive/Defensive Games	113
	S	Trades, All-Time	323
Schedule & Team Information, 2013	1	Tucker, Justin	221
Schedule, NFL 2013 Regular Season	441	Tyson, DeAngelo	224
Scoring, All-Time	397	Under Armour Performance Center	76
Season Review, 2012	270	Unsung Hero Award	206
Sheridan, William	66	Upshaw, Courtney	226
Shiple, A.Q.	192		V-Z
2012 Ravens Offensive Numbers	192	Ver Steeg, Craig	46
Shutouts, All-Time	337	2012 Offensive Notes	47
Simon, John	242	Veteran Players	83
Smith, Daryl	193	Wagner, Rick	244
Smith, Jimmy	197	Washington, Todd	48
Smith, Mark	66	Webb, Lardarius	228
Smith, Torrey	199	Weidl, Andy	63
Deep Threat	200	Ravens Draft Wizardry	63
Playoff Numbers to Rave About	201	Weiss, Matt	49
Sommerhof, Roy	70	Williams, Brandon	240
M&T Bank Stadium Events	70	Williams, LaQuan	232
Spagnuolo, Steve	44	Win/Loss Results, All-Time	338
Shutout City	45	Yanda, Marshal	234
Spears, Marcus	202	Young, Lonnie	64
Staff Directory	3		

Traffic and Weather on the 5's

WBAL 1090AM

97.9HD4 WBAL.COM



THE PRE GAME SHOW THAT ROCKS

PUT A WINNER IN YOUR WALLET.



Get the exclusive Ravens Check Card. Only at M&T.

mtb.com/ravens



M&T Bank

Official Bank of the Baltimore Ravens