



# PLAY LIKE A RAVEN



2014 BALTIMORE RAVENS MEDIA GUIDE



# BROADCAST TEAM

**98ROCK**  
97.9 baltimore

**WBALTV11**

**WBAL 1090AM**  
97.6KD4 WBAL.COM

**PETE  
GILBERT**

**GERRY  
SANDUSKY**

The  
Official Broadcast Team  
of the

BALTIMORE

**RAVENS**



# BALTIMORE RAVENS MEDIA GUIDE

## 2014 BALTIMORE RAVENS SCHEDULE

### PRESEASON

DATE	OPPONENT	PLACE	TIME
Thurs., Aug. 7	SAN FRANCISCO 49ERS	M&T BANK STADIUM	7:30 p.m.
Sat., Aug. 16	at Dallas Cowboys	AT&T Stadium	7:00 p.m.
Sat., Aug. 23	WASHINGTON REDSKINS	M&T BANK STADIUM	7:30 p.m.
Thurs., Aug. 28	at New Orleans Saints	Mercedes-Benz Superdome	8:00 p.m.


### REGULAR SEASON

DATE	OPPONENT	PLACE	TIME
Sun., Sept. 7	CINCINNATI BENGALS	M&T BANK STADIUM	1:00 p.m.
Thurs., Sept. 11	PITTSBURGH STEELERS	M&T BANK STADIUM	8:25 p.m. (CBS)
Sun., Sept. 21	at Cleveland Browns	FirstEnergy Stadium	1:00 p.m.
Sun., Sept. 28	CAROLINA PANTHERS	M&T BANK STADIUM	1:00 p.m.
Sun., Oct. 5*	at Indianapolis Colts	Lucas Oil Stadium	1:00 p.m.
Sun., Oct. 12*	at Tampa Bay Buccaneers	Raymond James Stadium	1:00 p.m.
Sun., Oct. 19*	ATLANTA FALCONS	M&T BANK STADIUM	1:00 p.m.
Sun., Oct. 26*	at Cincinnati Bengals	Paul Brown Stadium	1:00 p.m.
Sun., Nov. 2*	at Pittsburgh Steelers	Heinz Field	8:30 p.m. (NBC)
Sun., Nov. 9*	TENNESSEE TITANS	M&T BANK STADIUM	1:00 p.m.
Sun., Nov. 16	BYE		
Mon., Nov. 24	at New Orleans Saints	Mercedes-Benz Superdome	8:30 p.m. (ESPN)
Sun., Nov. 30*	SAN DIEGO CHARGERS	M&T BANK STADIUM	1:00 p.m.
Sun., Dec. 7*	at Miami Dolphins	Sun Life Stadium	1:00 p.m.
Sun., Dec. 14*	JACKSONVILLE JAGUARS	M&T BANK STADIUM	1:00 p.m.
Sun., Dec. 21*	at Houston Texans	NRG Stadium	1:00 p.m.
Sun., Dec. 28*	CLEVELAND BROWNS	M&T BANK STADIUM	1:00 p.m.

\*Flexible Schedule Games • HOME GAMES IN CAPS • All Times Eastern

## RAVENS INFORMATION

### Address:



Under Armour Performance Center  
Football Operations  
1 Winning Drive  
Owings Mills, MD 21117



M&T Bank Stadium  
(capacity: 71,008)  
1101 Russell St.  
Baltimore, MD 21230

### Telephone:

(410) 701-4000 (Main)

(410) 261-RAVE (7283)

### Fax:

(410) 701-4100 (PR Fax)

Fax: (410) 468-1340

### Ticket Information:

(410) 261-RAVE (7283)

[www.baltimoreravens.com/tickets](http://www.baltimoreravens.com/tickets)

### Game Day Credentials:

[www.baltimoreravens.com/pressroom](http://www.baltimoreravens.com/pressroom)

[www.baltimoreravens.com](http://www.baltimoreravens.com)

[facebook.com/baltimoreravens](https://www.facebook.com/baltimoreravens) • [twitter.com/ravens](https://twitter.com/ravens) • [instagram.com/ravens](https://www.instagram.com/ravens) • [pinterest.com/baltimoreravens](https://www.pinterest.com/baltimoreravens)

## MEDIA GUIDE ACKNOWLEDGEMENTS

Executive Editor: Marisol Renner

Editors: Patrick Gleason, Chad Steele and Tom Valente

Art Director: Ken Lisse

Contributors: Kevin Byrne, Travis Basciotta, Heather Darney, John Gonoude, Francine Lubera, Kelly Quinlan, Emily Scerba, Sydney Wade

Photographers: Phil Hoffmann, Shawn Hubbard, Paul Spinelli, AP Images

Printer: Schmitz Press

# TABLE OF CONTENTS

## ORGANIZATION

2014 Schedule and Team Information	1
Chad Alexander	63
Assistant Coaches	26
Steve Bisciotti	4
O.J. Brigance	62
Kevin Byrne	69
Dick Cass	6
Coaches, All-Time	55
Community	82
Eric DeCosta	56
Jon Dube	70
Facility, Ravens Training Complex	1, 81
John Harbaugh	14
Joe Hortiz	60
George Kokinis	61
Gary Kubiak	22
Medical Staff	80
Pat Moriarty	58
Ozzie Newsome	7
Vincent Newsome	59
Dean Pees	24
Player Personnel Staff	64
Ravens Foundation	82
Jerry Rosburg	20
William Sheridan	71
Mark Smith	71
Staff Directory	3
Staff Photos	76
Harry Swayne	63
Vice Presidents	72

## PLAYERS

Draft Choices	248
First-Year Players	260
Pronunciation Guide	168
Rookie Free Agents	265
Rosters	275
Veteran Players	89

## 2013 REVIEW

Game-by-Game Summaries	289
Honor Roll	280
How Ravens Were Built	285
NFL Rankings	305
NFL Standings	306
Player Honors (Milestones)	286
Player Participation	283
Pro Bowl Ravens	280
Season Review	280

Starters, Game-by-Game	284
Statistics, Game-by-Game	287
Statistics, Preseason	281
Statistics, Regular Season	279

## HISTORY

Attendance	326
Baltimore Football History	312
Draft Choices, All-Time	337
Draft Choices, Colleges	339
Largest Crowds	322
Ray Lewis (Ravens Legend)	324
Jonathan Ogden (Hall of Famer)	323
Opponents, Ravens vs. NFL	347
Overtime Games	341
Player Honors	327
Preseason Results	342
Prime Time Ravens	340
Pro Bowl Ravens	329
Ravens History	312
Regular Season & Postseason Results	343
Ring of Honor	322
Roster, All-Time	330
Shutouts	340
Statistics, Cumulative, 1996-2012	353
Super Bowl XXXV	311
Super Bowl XLVII	309
Trades	326
Win/Loss Results	341

## RECORDS

Defensive Touchdowns	404
Individual Records	402
Opponent Single-Game Bests	422
Rankings, Ravens	399
Postseason, Individual	423
Postseason, Team	432
Team Records	415

## GAME DAY

Amenities, M&T Bank Stadium	441
Entertainment	442
Honor Rows	443
LEED Environmental Award	445
M&T Bank Stadium	439
NFL Schedule, 2014	449
Ravens Radio Network/Affiliates	447
Radio/TV Programming	448
Stadium Seating Chart	446
Touchdown For Teachers	444





# 2014 STAFF DIRECTORY

## EXECUTIVE

Stephen J. Bisciotti ..... Owner  
 Richard W. Cass ..... President  
 Pam Lund ..... Exec. Asst. to the Owner  
 Lisa Dixon ..... Dir. of Special Events/  
 Special Asst. to the President  
 Karen McGee ..... Events Coordinator  
 Ron Shapiro ..... Special Advisor to the Owner

## ADMINISTRATION

Jeff Goering ..... VP/Chief Financial Officer  
 Jim Coller ..... Sr. Dir. of Finance  
 Elizabeth Jackson ..... Sr. Dir. of Human Resources  
 Reba Koppelman ..... Director of Finance  
 Dana Cline ..... Sr. Payables Manager  
 Patti Holtery ..... Sr. Payroll Manager  
 Liz McCroskey ..... Accounting Manager  
 Toni Lekas, Valarie Wideman ..... Receptionists

## PUBLIC & COMMUNITY RELATIONS

Kevin Byrne ..... Sr. VP - Public & Community Relations  
 Chad Steele ..... Sr. Dir. of Public Relations  
 Heather Darney ..... Community Relations Dir.  
 Patrick Gleason ..... Asst. Dir. of Public Relations  
 Emily Scerba ..... Community Relations Manager  
 Kelly Quinlan ..... Community Relations Coordinator  
 Tom Valente ..... Public Relations Coordinator  
 Marisol Renner ..... Publications & PR Specialist

## INFORMATION TECHNOLOGY

Bill Jankowski ..... VP of Information Technology  
 Nick Fusee ..... Sr. Dir. of Information Technology  
 Kevin Boyle ..... Information Technology Coor.

## OPERATIONS

Bob Eller ..... VP of Operations  
 Joan Fennekohl ..... Director of Team Travel  
 Keith Mathews ..... Sr. Facilities Maintenance Manager  
 Matt Klug ..... Facilities Maintenance Manager  
 Bud Reinecke ..... Team Services Manager  
 Marlon McLean ..... Facilities Assistant  
 Doug Van Gelder ..... Facilities Assistant

## SECURITY

Darren Sanders ..... Sr. Director of Security  
 Vernon Holley ..... Security Manager  
 Melvin Cross ..... Security  
 Jesse Oden ..... Security  
 Craig Singletery ..... Security

## FIELDS & GROUNDS

Don Follett ..... Head Groundskeeper/  
 Sr. Dir. of Fields & Grounds  
 Bryan Filkins ..... Fields & Grounds Supervisor/  
 Equipment Asst.  
 Sean Kauffman ..... Asst. Groundskeeper  
 P.J. Petel ..... Asst. Groundskeeper/Equip. Asst.  
 Eric Evers ..... Groundskeeper/Equip. Asst.  
 Will Ranney ..... Groundskeeper/Equip. Asst.

## TICKET SALES & OPERATIONS

Baker Koppelman ..... VP of Ticket Sales & Operations  
 Mike Burke ..... Sr. Mgr. of Ticket Sales & Hospitality  
 Adam Mazalewski ..... Sr. Mgr. of Ticket Operations  
 T.J. a'Becket ..... Ticket Ops. & Distribution Mgr.  
 Nadège McCall ..... Customer Service Manager  
 Eric Hubbs ..... Ticket Sales & Hospitality Coor.  
 Whitney Taylor ..... Customer Service Coor.

## RETAIL

Chris Inouye ..... Director of Retail  
 Megan Malek ..... Retail Manager

## CORPORATE SALES & BUSINESS DEVELOPMENT

Kevin Rochlitz ..... VP of Corp. Sales &  
 Business Development  
 Ed Burchell ..... VP of Strategic Partnerships & Sales  
 Theresa Abato ..... Sr. Director of Suite Sales & Services  
 Keith Weldon ..... Director of Sales  
 Aaron Cline ..... Sr. Account Executive  
 Josh Hartman ..... Sr. Mgr. of Suite Sales & Services  
 Kate Kasabula ..... Sr. Mgr. of Client Services  
 Cindy Browning ..... Media & Client Services Mgr.  
 Jack Krabbe ..... Corp. Sales Account Executive  
 Chris Savio ..... Corp. Sales Account Executive  
 Chad Unitas ..... Client Services Associate  
 Mattie Powell ..... Client Services Coordinator  
 Lindsay Smith ..... Client Services Coordinator

## MARKETING

Brad Downs ..... Director of Marketing  
 Heather Blocher ..... Sr. Mgr., Advertising & Marketing  
 Ken Lisse ..... Sr. Designer  
 Kim Ferguson ..... Mgr., Marketing  
 & Partnership Activation  
 Laura Humphreys ..... Mgr., Marketing  
 & Partnership Activation  
 Matt Little ..... Mgr., Marketing & Football Outreach  
 Ilsa Marden ..... Mgr., Events & Game Entertainment  
 Bryan McDonough ..... Manager, Design  
 Katie Bollinger ..... Coor., Marketing & Advertising  
 Anneliese Bruce ..... Graphic Designer  
 Rob Tune ..... Entertainment & Events Coor.  
 Tina Galdieri ..... Cheer Coordinator  
 John Ziemann ..... Band Coordinator

## MEDIA GROUP

Michelle Andres ..... VP of Digital Media & Broadcasting  
 Jay O'Brien ..... Dir. of Broadcasting  
 & Gameday Productions  
 Dave Lang ..... Sr. Manager of Digital Media  
 Matt Brevet ..... Broadcasting Manager  
 Eddie Coughlan ..... Production Manager  
 Sarah Ellison ..... Digital Media Editor/Writer  
 Ryan Mink ..... Staff Writer  
 Garrett Downing ..... Staff Writer  
 Phil Cunningham ..... Production Coor.  
 John Eisenberg ..... Columnist  
 Erin Herbert ..... Digital Media Coordinator  
 Cody Williams ..... Sponsor Fulfillment Coor.

## STADIUM OPERATIONS

Roy Sommerhof ..... VP of Stadium Operations  
 John Cline ..... Event & Guest Services Sr. Manager  
 Jobie Waldt ..... Stadium Operations Sr. Manager  
 Evan Cohen ..... Stadium Operations Assistant

## FOOTBALL VIDEO

Jon Dubé ..... Sr. Dir. of Football Video Ops.  
 Mark Bienvenu ..... Dir. of Football Video Ops.  
 Collin Ferguson ..... Football Video Operations Mgr.



## PLAYER PERSONNEL

Ozzie Newsome ..... GM & Executive Vice President  
 Eric DeCosta ..... Assistant General Manager  
 Pat Moriarty ..... Sr. VP of Football Administration  
 Vincent Newsome ..... Director of Pro Personnel  
 Joe Hortiz ..... Director of College Scouting  
 Jessica Markison ..... Director of Football Admin.  
 George Kokinis ..... Senior Personnel Assistant  
 Harry Swayne ..... Director of Player Development  
 O.J. Brigance ..... Sr. Advisor to Player Development  
 Chad Alexander ..... Asst. Director of Pro Personnel  
 Joe Douglas ..... National Scout  
 Mark Azevedo ..... Northeast Area Scout  
 David Blackburn ..... West Area Scout  
 Ian Cunningham ..... Southeast Area Scout  
 Jack Glowik ..... Midwest Area Scout  
 Milt Hendrickson ..... Mid-Regional Scout  
 Andy Weidl ..... East-Regional Scout  
 Lonnie Young ..... West-Regional Scout  
 Sandy Weil ..... Dir. of Football Analytics  
 Tolu Lasaki ..... Player Personnel Assistant  
 Maggie Domanowski ..... Player Personnel Admin. Asst.  
 Johnny Shelton ..... Team Chaplain

## COACHING

John Harbaugh ..... Head Coach  
 Jerry Rosburg ..... Special Teams Coordinator/  
 Associate Head Coach  
 Gary Kubiak ..... Offensive Coordinator  
 Dean Pees ..... Defensive Coordinator  
 Juney Barnett ..... Assistant Strength & Conditioning  
 Clarence Brooks ..... Defensive Line  
 Juan Castillo ..... Offensive Line  
 Bill DeLorbe ..... Cross Training Specialist  
 Rick Dennison ..... Quarterbacks  
 Bobby Engram ..... Wide Receivers  
 Thomas Hammock ..... Running Backs  
 Jay Harbaugh ..... Offensive Quality Control  
 Chris Hewitt ..... Assistant Defensive Backs  
 Don Martindale ..... Inside Linebackers  
 Ted Monachino ..... Linebackers  
 Brian Pariani ..... Tight Ends  
 Bob Rogucki ..... Strength & Conditioning  
 Steve Spagnuolo ..... Secondary/Asst. Head Coach  
 Craig Ver Steeg ..... Sr. Offensive Assistant  
 Todd Washington ..... Assistant Offensive Line  
 Matt Weiss ..... Defensive Quality Control/  
 Linebackers Asst.  
 Randy Brown ..... Kicking Consultant  
 Drew Wilkins ..... Coaching Staff Assistant  
 Megan McLaughlin ..... Exec. Asst./Football Info Mgr.  
 Dan Parsons ..... Assistant to the Head Coach

## TRAINING & MEDICAL

Mark Smith ..... Head Certified Athletic Trainer  
 Ron Medlin ..... Asst. Certified Athletic Trainer  
 Kevin Domboski ..... Asst. Certified Athletic Trainer  
 Sam Bell ..... Physical Therapist  
 Tricia Bosley ..... Medical Services Assistant

## EQUIPMENT

William Sheridan ..... Equipment Manager  
 Kenico Hines ..... Assistant Equipment Manager  
 Tom Wood ..... Assistant Equipment Manager  
 Derek Rinehart ..... Equipment Assistant  
 Sharon Heller ..... Seamstress  
 Laura Leizear ..... Seamstress  
 Natalie Shaffer ..... Seamstress



BALTIMORE  
RAVENS

## STEVE BISCIOTTI OWNER

COLLEGE: SALISBURY STATE UNIVERSITY  
BORN: 4/10/60, PHILADELPHIA, PA  
EXP. (NFL/RAVENS): 15/15

Steve Bisciotti wants consistency. His goal is to have the Ravens in the playoff mix every season, avoiding dips that plague some franchises.

“We’re proud of what we’re giving to Baltimore,” Bisciotti says. “You have to make the playoffs to have the opportunity to compete for championships, and championships are our goal. We want to be a consistent winner that avoids big lulls and not being in the playoffs for any length of time.”

Under Bisciotti, the Ravens have joined an elite group – they are now one of 12 NFL teams with multiple Super Bowl victories. Seven franchises have won one title. Nine others have earned a berth in the game and lost, while four teams have never advanced to the Super Bowl. More importantly, with the Super Bowl XLVII Championship, the Ravens (two) joined the Patriots (three) and the Giants and Steelers, with two each, as teams that have won more than one NFL title since the turn of the century in 2000.

The Ravens are one of four teams (Colts, Packers and Patriots) to earn an NFL-best five postseason berths in the last six years. Prior to last year (2013), Baltimore was the only NFL team to earn the playoffs each of the previous five seasons (2008-12), with the Ravens winning at least one postseason game each of those years.

Even a year ago, when Baltimore finished 8-8 and did not make the playoffs, the team fell just one game short and was playing in the season finale to earn the postseason.

The Ravens, who have made the playoffs six of the last eight years, have recently advanced to three AFC Championship games (2012, 2011 and 2008.)

The passionate Bisciotti, who at 54 is the second-youngest owner in the NFL (Washington’s Daniel Snyder - 49), bought a minority interest in the Ravens from Art Modell in 2000, completing the purchase of the franchise on April 9, 2004. Steve’s initial investment to the team provided funds to secure free agents for the 2000 Super Bowl XXXV Championship team. Today, his influence in the NFL continues to rise – he currently is a member of two important ownership committees: Broadcast and Digital Media.

When Bisciotti, now in his 15th year as an owner of the Ravens, hired John Harbaugh as the team’s head coach in January of 2008, some eyebrows were raised. Harbaugh had never been a head coach at any level. In fact, he had not been an offensive or defensive coordinator in the NFL. It was obviously the right choice. Along with the Super Bowl XLVII victory following the 2012 regular season, Baltimore advanced to the playoffs in its first five years with Harbaugh, who is the only modern-day (since 1970) head coach to go to and win a playoff game in each of his first five seasons.

“We all saw something in John. And, you have to be willing to separate yourself from the masses – take some chances – to achieve great success,” Bisciotti says. “There’s probably a little bit more perception that we took a risk with John. We don’t think we did.”



### QUOTH THE RAVEN: STEVE BISCIOTTI

*“My responsibilities are not only to my family and the people who work for the Ravens. There are over a million stakeholders in the Baltimore area that we have an obligation to. They’re the fans who invest more than three hours on Sunday to watch, listen to or attend our games. That’s a big difference from owning a non-sports company.”*

*– Steve Bisciotti on owning the Ravens*

*“What really strikes me about Steve is his loyalty to the friends he’s had forever. A lot of people, when they become very successful like Steve, they move on. His friends are the same ones he grew up with. That’s one of his strengths.”*

*– Former Maryland basketball coach Gary Williams on Steve Bisciotti*

*“[Steve] is a great leader. The players love him. They love when he’s around. He’s an inspiration to all of our guys, to me, to this organization. He sets the tone here. It’s a great organization because of his vision.”*

*– John Harbaugh on Steve Bisciotti*



# STEVE BISIOTTI

## TOP 10 OWNER

**CBS Sports named Bisciotti as the No. 3 NFL owner fans would want running their favorite team:** "Since Bisciotti bought the [majority of the] team in 2004, the Ravens have suffered only two losing seasons and, in five of the past [eight] years, Baltimore has won at least 10 games. Bisciotti doesn't make himself a huge part of the story, but the decision to hire coach John Harbaugh in 2008 has worked out pretty well. According to *Forbes*, the team has doubled in worth since Bisciotti became owner, but he also understands how to raise morale." (May, 2013)

**Business Review USA magazine ranked Bisciotti No. 10** among all U.S. professional sports franchise owners. Three other NFL owners made the Top 10: 1) Stanley Kroenke, Rams (Kroenke also owns the Denver Nuggets and Colorado Avalanche); 3) Robert Kraft, Patriots and 6) Jeffrey Lurie, Eagles. (February, 2012)

**Sports Illustrated named Steve Bisciotti one of the NFL's Five Best Owners:** "Bisciotti has become beloved in Baltimore as the local kid who made good and has turned the Ravens into one of the best-managed franchises in the NFL. He has become the epitome of the young, engaged owner who goes about his business the right way and puts a perennial winner on the field." (May, 2009)

Since taking over as the Ravens' full owner, Bisciotti's teams have earned the playoffs a total of six times, including the AFC's No. 2 seed in 2006 with a franchise-record 13-3 mark. His 2004 (9-7) and 2013 (8-8) teams missed the playoffs by just one game.

Born in Philadelphia on April 10, 1960, Bisciotti moved with his family to Baltimore (Severna Park) in March of 1961 when Steve, the youngest of three children, was 11 months old. His father, Bernard, took the children to Orioles and Colts games. Sadly, Bernard died of leukemia when Steve was 8. His mother, Patricia, a huge Ravens fan, then raised the children.

After graduating from Salisbury (MD) State University in 1982 with a degree in liberal arts, Bisciotti worked in the temporary help industry. In 1983 (at age 23), he started Aerotek with his cousin, Jim Davis. They offered aerospace and technology companies access to skilled temporary employees.

Aerotek grew into the Allegis Group, which currently is the largest staffing firm in the United States. The company, which is headquartered just outside Baltimore and has offices throughout North America, Europe, the Middle East, Africa and Asia Pacific, has over 12,000 internal employees

and 140,000 high-end contract workers. Allegis Group places employees in positions from engineers, to cable installers, to computer programmers, to marketing specialists.

Bisciotti's business success was not well known to the general public on a national level, or even notable in the Baltimore area, where he and his partners kept a low profile, before purchasing the Ravens. "I'm OK if I'm one of the least known owners in pro sports," Bisciotti says.

Steve, an energetic visionary, is quietly dedicated to a number of important causes and projects, some associated with his deep Catholic faith. He is a board member for Catholic Charities. Most of Bisciotti's extensive charity work and generous giving are done without public notice.

Bisciotti enjoys golfing and boating. He and his wife, Renée (Foote), are the parents of two sons: Jason, who has a master's in business, and Jack, who earned a degree in sports and entertainment management. Renée helped design the interior and selected the furnishings at the Ravens' training complex.

(Bisciotti is pronounced: bih-SHAH-tee.)



## QUOTH THE RAVEN: STEVE BISIOTTI

*"I remember going to a couple of Colts games every season with my dad or mom and brother (Mike) and sister (Cathy Thomas). We were on the 10-yard line, lower deck. We'd go to O's games, too. My favorite player was Paul Blair, because my brother already claimed Brooks Robinson and would not let me take the same guy. We'd also go to Westminster for Colts training camp. We have pictures with various players, and I have one with me wearing Johnny Unitas' helmet. I would always ask the Colts' players if I could wear their helmets."*

*— Steve Bisciotti*

A young Steve Bisciotti with the late Johnny Unitas at Colts training camp.





BALTIMORE  
**RAVENS**

## DICK CASS PRESIDENT

**COLLEGE:** PRINCETON / YALE LAW SCHOOL

**BORN:** 1/13/46, WASHINGTON, D.C.

**EXP. (NFL/RAVENS):** 11/11

Dick Cass is in his 11th year as president of the Ravens. Cass oversees every area of the organization, including player and staff personnel, the coaching team, corporate sales, communications and business ventures. In addition to his time with the Ravens, Cass has served as counsel to a number of NFL owners, including both the Washington Redskins and the Dallas Cowboys, as well as the NFL Office.

“Dick has had involvement with every aspect of an NFL team,” Ravens owner Steve Bisciotti said. “His legal expertise, his working knowledge of the business, his relationships at the league office, and the respect he has earned around the league are significant assets for the franchise.”

**2004-14: (with Baltimore)** **2013:** *ESPN The Magazine's* “Ultimate Standings” ranked the Ravens as America’s 10th-best U.S. professional sports franchise (and second-best NFL franchise). **2012:** The Ravens defeated San Francisco, 34-31, in Super Bowl XLVII, capturing the franchise’s second-ever Lombardi Trophy. **2009:** A regional business group awarded Cass its Regional Visionary Award for setting a high standard for community service in the Baltimore region. **2008:** Among all NFL clubs, the Ravens ranked in the top tier in sponsorship revenue, new sponsorship deals and ticket renewal rate following the ‘08 season...Helped guide a committee of eight to interview and select head coach John Harbaugh. **2007:** Even though Baltimore was the country’s then-27th-largest television market, the Ravens ranked in the NFL’s top tier in total revenue...*Forbes Magazine* recognized the Ravens as having the NFL’s second-fastest growing brand over the past three years (Aug. issue)...Cass keyed fundraising efforts for the \$100,000 renovation of Collington Square School’s playground. **2006:** Saluted by former NFL commissioner Paul Tagliabue for Dick’s input to the revenue-sharing plan of the NFL Collective Bargaining Agreement...Initiated fundraising after Hurricane Katrina that resulted in \$1.2 million donated from the Ravens...Though dismissed by Cass, was mentioned prominently by media as a possible successor to Tagliabue...Instrumental in raising \$1.2 million to refurbish Baltimore Polytechnic Institute’s football stadium...The field allows all 18 Baltimore City public high schools to play at least two games per season at the venue. **2004:** Cass was named president of the club in April and was Steve Bisciotti’s first hire as new owner of the Ravens...Cass brought a wealth of business knowledge, plus legal and negotiating expertise to the club...Orchestrated a midseason move to the team’s new facility in Owings Mills, coupling football operations and corporate into one complex.

**1972-2003: (with Wilmer, Cutler & Pickering)** A partner of the D.C.-based law firm of WCP for 31 years...Was

chairman of the firm’s Business Transactions Section and a member of its Management Committee...Had a general corporate and securities practice, representing companies and entrepreneurs in complex corporate partnership and securities transactions. **2003:** Counsel to the Independent Commission of the US Olympics Committee. **2002:** Was counsel to the owner of the NBA’s Charlotte Hornets in the team’s relocation to New Orleans. **2000:** Represented Steve Bisciotti in the purchase of the Ravens from the Modell family. **1999:** Represented the estate of Jack Kent Cooke in the sale of the Redskins to Daniel Snyder. **1992-93:** Retained by the NFL as an advisor pursuant to the Collective Bargaining Agreement with players. **1980s:** Represented Cowboys owner Jerry Jones in the acquisition of the team and Texas Stadium...Advised Jones on a variety of matters, including sponsorship contracts, the Collective Bargaining Agreement and salary cap, NFL broadcast arrangements, NFL Internet policies, stadium financing, estate planning, local broadcast partnerships and the NFL substance abuse programs. **1979:** Promoted to partner of Wilmer, Cutler & Pickering law firm. **1972:** Served his first year as a member of WCP.

**COLLEGE:** Graduated Phi Beta Kappa from Princeton in 1968...A knee injury, coupled with surgery, kept him from athletics his first two years...Played rugby as a junior and senior...Graduated from Yale Law School in 1971.

**PERSONAL:** Clerked for a federal judge in Connecticut for a year before joining WCP, a firm with global offices...Father was in the Coast Guard...As a child, Dick moved around the country with his parents, making stops in Virginia, Maryland, Michigan, California, Washington, D.C., Florida and Massachusetts...Graduated from Mercersburg (PA) Academy, where he was student body president and captain of the football, basketball and baseball teams...He serves on boards for the Greater Baltimore Committee, Kennedy Krieger Institute, Baltimore Community Foundation and Bert Bell NFL Players Pension Plan...He has served on the boards of trustees for both Princeton and Mercersburg Academy...He continues as chairman of the Ravens Foundation...Dick’s wife, Heather, owns an architecture firm, Cass and Associates...She is also a graduate of Yale (School of Architecture) and is a Fellow of the American Institute of Architects...Their daughter, Courtney, is a Columbia graduate who taught in New York City public schools for three years and has since earned a law degree from the University of Virginia...She is currently the executive director of Teach for America Baltimore...Their son, Willy, is a graduate of St. Albans School in Washington, D.C., and a 2008 Yale University graduate (biomedical engineering)...He is currently enrolled at the University of Maryland Medical School.





BALTIMORE  
**RAVENS**

## OZZIE NEWSOME

GENERAL MANAGER & EXECUTIVE VICE PRESIDENT

COLLEGE: ALABAMA

BORN: 3/16/56, MUSCLE SHOALS, AL

EXP. (NFL/RAVENS): 37/19 (13 PLAYING / 24 FRONT OFFICE)

Ozzie Newsome's legacy is unlike any the game of football has ever seen.

Though he has flourished at every point of his football career, it's wrong to say that Newsome has followed a successful path. Instead, he has blazed the trail – one on which success has actually followed him. Known throughout all of sports as a premier leader, Newsome is a Hall of Fame player, the architect of Baltimore's Super Bowl XXXV and Super Bowl XLVII championship teams and an elite personnel evaluator who became the NFL's first African American general manager (2002).

"Ozzie's credibility is what stands out the most," Ravens head coach John Harbaugh states. "And it's not just about what he has accomplished. To me, it's his commitment and focus while striving to do more."

Newsome's remarkable football journey began in Leighton, AL, where he first stepped on the gridiron with the hope of playing college football. That dream turned into a reality when he went on to star for Alabama under Bear Bryant from 1974-77. "Coach Bryant helped me grow up," states Newsome, who has a sideline portrait of the legendary coach and mentor on his office wall. "He pushed me further than I thought I could go, both on and off the field."

In 1978, Cleveland selected Newsome in the first round of the NFL Draft. Playing 13 years for the Browns, he authored the most productive career for a tight end in the history of the game. A three-time Pro Bowler, his 662 receptions for 7,980 yards and 47 TDs stood as NFL records by a tight end until Shannon Sharpe surpassed those marks in 2001 (Tony Gonzalez has since set every such record).

Following his storied playing days, Ozzie joined Cleveland's front office. His initial non-player position came as an

assignment scout in 1991. Two years later, he was promoted to a very comprehensive assignment – assistant to the head coach/offense/pro personnel. "I had to find out which direction my career would go," Newsome explains. "Art [Modell] gave me the opportunity to work with the coaches, and I enjoyed that. At the same time, I increased my experience with the personnel department and decided that's where I wanted my career to head."

In 1994, Newsome was named the Browns' director of pro personnel. Although he continued to help on the field, Ozzie provided detailed studies on other NFL players and recommended which players the Browns should try to acquire. When the franchise moved to Baltimore in 1996, Mr. Modell invited Newsome and promoted him to vice president of player personnel. From that point, Ozzie's reputation as a supreme talent assessor grew quickly.

In the Ravens' first-ever draft, Newsome and Co. tabbed T Jonathan Ogden and LB Ray Lewis (the fourth and 26th selections, respectively). Combining to produce an amazing 24 Pro Bowl honors, Ogden became the first Ravens' draft choice elected into the Pro Football Hall of Fame (2013), while Lewis, who retired following the 2012 campaign, is a surefire lock to be enshrined in Canton. Fittingly, the duo will join Newsome, who was inducted into the Hall as a Brown in 1999.

Starting with Ogden and Lewis, Newsome has consistently compiled impressive draft classes for the Ravens. In the team's first 18 drafts (1996-2013), Baltimore selected 18 first-rounders who have earned a total of 55 Pro Bowl honors. And when the Ravens have had a high pick, they haven't missed. Of the seven players chosen in the Top 10 by Baltimore, five (Ogden, LB Peter Boulware, CB Chris McAlister, RB Jamal Lewis, the 2003 NFL Offensive Player of the Year, and OLB Terrell Suggs, the 2011 NFL Defensive Player of the Year)

### OZZIE NEWSOME SNAPSHOT

- NFL's First African American General Manager (promoted in 2002)
- Architect of the Ravens' 2000 Super Bowl XXXV & 2012 Super Bowl XLVII Title Teams
- NFL Executive of the Year (2000)
- Pro Football Hall of Fame (Class of 1999)
- State of Alabama Hall of Fame (Class of 1995)
- National Football Foundation College Hall of Fame and NCAA Hall of Fame (Class of 1994)
- 13-Year NFL Tight End with the Cleveland Browns (1978-90)
- Three-Time NFL Pro Bowler (1981, 1984-85)
- Four-Time Cleveland Touchdown Club Offensive Player of the Year (1978, 1981, 1983-84)
- Current Member of Three Major NFL Policy-Making Committees: Competition, Diversity and Player Care Foundation Committees



# OZZIE NEWSOME

have earned Pro Bowl accolades. Additionally, Baltimore has picked in the bottom half of the first round with uncanny success: Lewis was twice named the NFL Defensive Player of the Year; TE Todd Heap, chosen 31st, went to two Pro Bowls as a Raven; S Ed Reed, the 24th pick, was tabbed an All-Star nine times and also earned NFL Defensive Player of the Year in 2004; QB Joe Flacco, selected 18th, was named Super Bowl XLVII MVP, leading the Ravens to their second World Championship in 2012.

Amazingly, in the Ravens' brief history, Newsome and his staff have drafted 15 players who have earned Pro Bowl honors. When including 2006 Pro Bowl LB Bart Scott and 2013 Pro Bowl K Justin Tucker, who signed as rookie free agents in 2002 and 2012, respectively, Baltimore has produced 17 homegrown Pro Bowl players in just 18 NFL seasons.

In addition to his knack for evaluating talent on the field, Newsome has also mastered the ability to develop and share insight with the scouts who work under him. The Ravens boast a methodical and disciplined draft process, one that's foundation is laid years in advance. The "process" includes 18 full-time members of the personnel department, but also has feedback from Ravens coaches. Most of Ozzie's staff has been with the team since the franchise started in 1996 or has graduated from the "20/20 Club," a group that consists of members who began with the Ravens as young assistants and grew into evaluators with more input. (The term "20/20" refers to hiring "20-year-olds for \$20,000." "Actually, the guys started when they were a little older than 20 and for more than \$20,000, but that's what we call them," Newsome adds.)

The Ravens do not belong to the National Football Scouting group, which provides member teams a log of reports on players eligible for the draft. Instead, they make their own list, and that means looking at every player on a collegiate roster. "We do a lot of cross-checking," says Ravens assistant general manager Eric DeCosta, a graduate of Newsome's "20/20 Club." "A number of us look at everyone, and then we have the area scouts look at certain players from other regions so we get multiple grades and opinions on all the players."

Newsome encourages all scouts and coaches to have strong opinions, noting specifically that he wants to hear what everyone in the room has to say. Because of this philosophy,

Ozzie believes the biggest strength of the Ravens' personnel team is that "we respect and listen to each other."

"What sets us apart is that we have guys who cut their teeth right here in Baltimore, learning the way we do things," Newsome affirms. "And we have had some great guys with Phil Savage, 'Shack' [James Harris], George Kokinis, Eric DeCosta and other people who were helping these young scouts along the way. I think that's the secret. It's not Ozzie. It's the way we do things, and the way these guys gravitate to the process of the Baltimore Ravens."

Newsome also fosters a working environment that breeds standout coaches. By bringing in individuals who embrace the "Raven Way," Newsome aims to create a synergy that manufactures success among the scouts, coaches and players. As a result, Baltimore has had many of its assistants move on to become head coaches both on the collegiate and NFL level: Jim Caldwell (Lions), Jack Del Rio (Jaguars), Kirk Ferentz (Iowa), Pat Hill (Fresno State), Hue Jackson (Raiders), Marvin Lewis (Bengals), Eric Mangini (Browns/Jets), Rick Neuheisel (UCLA), Mike Nolan (49ers), Chuck Pagano (Colts), Mike Pettine (Browns), Rex Ryan (Jets), Jim Schwartz (Lions), David Shaw (Stanford), Mike Singletary (49ers), Mike Smith (Falcons) and Ken Whisenhunt (Cardinals/Titans).

"[Ravens] players believe, and that's the beauty of it," states Ryan, who worked with Newsome from 1999-2008. "Ozzie brings in the right kind of players, and one thing we've always talked about is we don't want to coach effort. And that's the thing – we don't. [Ravens] guys love to play the game, and those are the guys you surround yourself with. That's why you have a chance to be successful [in Baltimore]."

Newsome's motivation and work ethic are also reasons many people respect him. One specific way that devotion shines through is in his everyday routine. If Ozzie's not in his office or out on the practice field, he can be found on the treadmill in the Ravens' weight room. Exercising daily (and often putting in two-a-days), Ozzie says his workouts are just another way he tracks the pulse of the team.

"By being around the coaches and players out at practice," Newsome states, "and being in that weight room around those players, I think I get a chance to build some things in my mind of how I'd like the makeup of our football team."

*"Talk to anyone who has watched [Ozzie] Newsome and his staff work up close, and they'll repeat a variation of the same theme: He made the rare transition from great player to great team executive and personnel evaluator by prioritizing listening, learning before talking, and being able to assimilate vast amounts of information and condense it down to its most salient points. Somehow, Newsome is able to block out the noise and avoid drowning in the details, which paves the way to more decisive and reasoned decision-making in the inherently inexact science that is football scouting and evaluation." – Don Banks, SI.com, 2013*





# OZZIE NEWSOME

## A year-by-year look at Newsome's career:

**2013:** For the first time since 2008 – the year the Ravens hired John Harbaugh – Baltimore did not make the playoffs, falling one game short with an 8-8 mark and placing third in the AFC North (the Ravens were 3-3 in the division, splitting with all three rivals)...Baltimore played an NFL-high nine games decided by 3 points or less (5-4 record in those contests)...Entering 2014, the Ravens, Colts, Patriots and Packers are the only teams to earn a playoff berth in five of the previous six seasons, with Baltimore making six postseason appearances in the past eight years...LB Daryl Smith, a key free agent acquisition, had 19 passes defensed, setting a Ravens' record by a linebacker (Ray Lewis, 13 in 2003)...Smith finished with career highs in sacks (5), INTs (3) & PD (19) and led the team in tackles (123)...OLB Terrell Suggs (10) and OLB Elvis Dumervil (9.5), another top free agent offseason signing, combined for 19.5 sacks, with Suggs earning his sixth Pro Bowl invite...NT Haloti Ngata was elected to his fifth Pro Bowl, while CB Lardarius Webb's 22 PD ranked as the NFL's second most...WR Torrey Smith tallied 1,128 receiving yards, the second most in single-season team history (Michael Jackson - 1,201 in 1996) and had a career-high 65 catches, posting the NFL's fifth-best yards-per-catch average (17.4)...Undrafted rookie WR Marlon Brown's 7 receiving TDs tied (Torrey Smith, 2011) for the most by a rookie in team history, while he also finished second (Smith, 2011) in catches (49) and receiving yards (524) by a Ravens' rookie...Pro Bowl K Justin Tucker set franchise records in FGs made (38) and FGs attempted (41) and produced a franchise-record 140 points (tied for sixth in NFL)...Tucker also had 6 FGs of 50-plus yards and kicked 3 game-winning FGs, including a team-record 61-yarder at Detroit.

**2012:** Capturing the franchise's second World Championship with a victory in Super Bowl XLVII, the Ravens finished with a 10-6 record (14-6 overall) en route to earning their fifth-straight playoff berth and second-consecutive AFC North title...Baltimore became the only NFL team to make the playoffs in each season from 2008-12 – with the Ravens also winning at least one playoff game each year...The Ravens also seized the franchise's fourth-ever division title with a 4-2 mark in AFC North play and an 8-4 overall conference record...Baltimore set a single-season franchise record by scoring 398 points, averaging the NFL's 10th-most per game (24.9)...The Ravens scored a team-record 254 points at home, producing the NFL's fourth-best home average of 31.8 ppg...Baltimore also surrendered just 16 give-aways, setting a franchise single-season record low...The Ravens' special teams units were spectacular: In addition to posting a league-best (tied, Darius Reynaud) 3 kick return TDs (108- & 105-yard KORs and 63-yard PR), WR/RS Jacoby Jones led the NFL in KOR average (30.7). Rookie K Justin Tucker, an undrafted free agent signing, made 30 of 33 FGAs (90.9%), producing the second-best success rate in Ravens single-season history and also the second-best mark by a rookie kicker in NFL history...En route to winning Super Bowl XLVII, 34-31, over the San Francisco 49ers in New Orleans, the Ravens produced one of the most electrifying postseasons in NFL history: Averaging 410.3 yards of offense (134.8 rush & 275.5 pass) per game, Baltimore scored 31.0 points per contest while allowing just 22.0. WR Anquan Boldin recorded 22 catches for 380 yards and 4 TDs, while Jones posted a 29.4 receiving average (5 for 147), catching TDs of 70 and 56 yards. (Jones also had a 108-yard KOR-TD in the Super Bowl)...With a 3-TD performance vs. the 49ers, QB Joe Flacco threw 11 TD passes in the postseason, tying

## RAVENS KEY FREE AGENT SIGNINGS

Not only have the Ravens' drafts been productive, but their free agent signings have proven masterful. "We've been able to recruit and sign veterans who helped us win Super Bowls and kept us competitive in other seasons," Newsome states.

### Free Agent Additions (Years)

DE Michael McCrary (1997-2002)

DT Tony Siragusa (1997-2001)

S Rod Woodson (1998-2001)

DT Sam Adams (2000-01)

TE Shannon Sharpe (2000-01)

WR Derrick Mason (2005-10)

QB Steve McNair (2006-07)

DL Trevor Pryce (2006-10)

ST Brendon Ayanbadejo (2008-12)

C Matt Birk (2009-12)

FB Vonta Leach (2011-12)

WR/RS Jacoby Jones (2012-present)

OLB Elvis Dumervil (2013-present)

LB Daryl Smith (2013-present)

### Honors/Notes as a Raven

2 Pro Bowls / No. 3 All Time in Franchise Sacks (51)

313 Tackles / Anchor of D-line on 2000 Super Bowl Team

3 Pro Bowls / 20 INTs and 5 INT-TDs

2 Pro Bowls / Led Super Bowl Team with 5 Forced Fumbles

1 Pro Bowl / Led Super Bowl Team with 67 catches for 810 yards

Franchise's All-Time Leading Receiver (471 catches for 5,777 yards)

1 Pro Bowl / Led Ravens to Franchise-Best 13-3 Record in 2006

Fourth-Most Single-Season Sacks (13 in 2006) in Franchise History

1 Pro Bowl / Career-High 30 Special Teams Tackles in 2008

Anchor and leader of the Ravens' O-line from 2009-12

2 Pro Bowls / Lead blocker for three-time Pro Bowl RB Ray Rice

1 Pro Bowl / 5 Total Kick Return TDs (3 KOR & 1 PR in 2012; 1 KOR in 2013)

Ranked second on the team with 9.5 sacks in 2013

Team-high 123 tackles in 2013; was 1 of 3 NFL players to post 100 tackles, 5 sacks & 3 INTs

# OZZIE NEWSOME

the NFL single-postseason record shared by Joe Montana (1989) and Kurt Warner (2008). (Flacco and Montana did not throw an interception during those respective postseasons.) Flacco finished the Super Bowl 22-of-33 for 287 yards to produce a 124.2 rating (eighth-best mark in SB history) and earned game MVP honors...The Ravens' defense was also stout during the playoffs, registering 10 take-aways (6 INTs and 4 FRs) to produce a +6 overall turnover differential. The unit posted 9 sacks in four playoff games, including 4.5 by OLB Paul Kruger...For their regular season efforts, six Ravens earned Pro Bowl honors: S Ed Reed (ninth), DT Haloti Ngata (fourth), FB Vonta Leach (third), RB Ray Rice (third), G Marshal Yanda (second) and Jones (first).

**2011:** The Ravens became the only NFL team to earn the playoffs from 2008-11, also winning the AFC North by sweeping the division for the first time in franchise history...Producing a second-straight 12-4 campaign, Baltimore also went 6-0 against playoff teams during the regular season... Baltimore earned a 20-13 Divisional Round victory over Houston at home, but the Ravens' Super Bowl hopes came to a devastating end in New England with a last-second, 23-20 loss in the AFC Championship game...The Ravens' defense, which finished No. 3 in the league in fewest points permitted (16.6 ppg) for the fourth-straight year, tied an NFL record for consecutive seasons of being in the Top 3 for points allowed...RB Ray Rice produced a career-high and NFL-best 2,068 yards from scrimmage, ranking second in rushing (1,364)...Rice also set a team mark with 15 total TDs...WR Torrey Smith, the Ravens' 2011 second-round draft pick, was third among NFL rookies with 841 receiving yards (50 catches); his receptions and yards, plus 7 TDs, set new Ravens first-year standards...Eight Ravens earned Pro Bowl honors: LB Ray Lewis (13th), S Ed Reed (eighth), OLB Terrell Suggs (fifth), DT Haloti Ngata (third), 2011 free agent acquisition FB Vonta Leach (second), RB Ray Rice (second), G Ben Grubbs (first) and G Marshal Yanda (first)...Suggs was also named the 2011 *Associated Press* Defensive Player of the Year, marking the fourth time a Raven has won the honor (Reed - 2004, and Lewis - 2003 & 2000).

**2010:** Baltimore tied Pittsburgh for the best record in the division at 12-4, but lost the AFC North on the division-record tiebreaker (5-1 to 4-2)...Baltimore, Indianapolis (an NFL record nine in a row) and Philadelphia became the only teams

to make the playoffs from 2008-10...The 2010 campaign also marked the first time the Ravens ever earned the postseason three years in a row (the Ravens later extended their record to five years in 2012)...In the Wild Card game at Kansas City, the Ravens prevailed, 30-7, becoming the only NFL team to win at least one playoff game in each of the last three seasons...John Harbaugh became the first head coach in NFL history to take over a sub-.500 team and then win a playoff game in each of his first three seasons...Five Ravens earned Pro Bowl honors: K Billy Cundiff (first), LB Ray Lewis (12th), DT Haloti Ngata (second), S Ed Reed (seventh), and OLB Terrell Suggs (fourth)...Pro Bowl WR Anquan Boldin, acquired by Newsome in an offseason trade with Arizona, tallied team highs of 64 catches and 837 receiving yards.

**2009:** After posting a 9-7 record, the Ravens produced their sixth playoff team of the decade (2000-09)...Behind an offense that ranked ninth in NFL scoring (24.4 ppg) and a defense that finished third in total yards (300.5 ypg) and points (16.3 ppg) allowed, the Ravens upended the Patriots (33-14) in the Wild Card round, becoming the first road team to win a playoff game at New England since 1978...For the first time in team history, Baltimore had a 3,000-yard passer (Joe Flacco -

3,613), a 1,000-yard rusher (Ray Rice - 1,339) and a 1,000-yard receiver (Derrick Mason - 1,028) in the same season... Five Ravens were voted into the Pro Bowl, including LB Ray Lewis (11th), FB Le'Ron McClain (second), DT Haloti Ngata (first), S Ed Reed (sixth) and Rice (first)...Rookie T Michael Oher, who started all 16 games, finished second for Diet Pepsi Rookie of the Year (*NFL.com* fan vote) and earned All-Rookie team honors.

**2008:** Along with owner Steve Bisciotti, president Dick Cass and several other front office executives, Newsome headed the search committee that hired first-year head coach John Harbaugh...The Ravens posted an 11-5 regular season record and advanced to the AFC Championship game, where they fell to the eventual Super Bowl champion Steelers... Led by Newsome and Harbaugh, Baltimore produced 13 total victories, which set an NFL record for most wins by a first-year head coach (Harbaugh) and rookie quarterback (Joe Flacco)...Baltimore's stifling defense - ranked No. 2 in the NFL - set several franchise records, while the

## RAVENS 1ST-ROUND PICKS

Year	Name	Pick	Pro Bowls
1996	T Jonathan Ogden*	4	11
1996	LB Ray Lewis*##+	26	13
1997	LB Peter Boulware*-	4	4
1998	CB Duane Starks*	10	
1999	CB Chris McAlister*	10	3
2000	RB Jamal Lewis*~	5	1
2000	WR Travis Taylor	10	
2001	TE Todd Heap*	31	2
2002	S Ed Reed*#	24	9
2003	OLB Terrell Suggs*#-	10	6
2003	QB Kyle Boller	19	
2005	WR Mark Clayton*	22	
2006	DT Haloti Ngata*	12	5
2007	G Ben Grubbs*	29	1
2008	QB Joe Flacco^+	18	
2009	T Michael Oher*	23	
2011	CB Jimmy Smith	27	
2013	S Matt Elam	32	
2014	LB C.J. Mosley	17	

+ Super Bowl MVP

# NFL Defensive Player of the Year

~ NFL Offensive Player of the Year

- NFL Defensive Rookie of the Year

\* All-Rookie Team performer that season

^ *NFL.com* Rookie of the Year (fan vote)

# OZZIE NEWSOME

## TOP FRONT OFFICES

### Best Front Offices/ Personnel Departments

(CBSSports.com, May 2013)

Rk.	Team
1.	Baltimore Ravens
2.	New England Patriots
3.	Green Bay Packers
4.	New York Giants
5.	Seattle Seahawks

Ravens also had five players earn Pro Bowl honors: LB Ray Lewis, S Ed Reed, ST Brendon Ayanbadejo, OLB Terrell Suggs and FB Le'Ron McClain...Flacco, who became the first rookie QB ever

**2003:** Ravens won their first division title with a 10-6 record... Baltimore hosted the Titans in the Wild Card game, but fell, 20-17...Ravens sent an NFL-best (tied with KC) eight players to the Pro Bowl, all of whom were originally drafted by Baltimore...The Ravens picked OLB Terrell Suggs (first round, 10th overall), who posted a team rookie-record 12 sacks and earned NFL Defensive Rookie of the Year honors...RB Jamal Lewis was named the NFL's Offensive Player of the Year, posting the second-most rushing yards in league history (2,066)...LB Ray Lewis earned his second (2000) Defensive Player of the Year honor.

to win two playoff games, was named the Diet Pepsi Rookie of the Year (*NFL.com* fan vote).

**2007:** Despite finishing 5-11 in an injury-marred season (Baltimore lost 77 games to starters), the Ravens sent four players to the Pro Bowl: T Jonathan Ogden, LB Ray Lewis, S Ed Reed and RB Willis McGahee...Former free agent acquisition WR Derrick Mason (2005) set a Ravens' single-season record with 103 receptions...Ravens had six different rookies start a game, tying for the second most in the NFL.

**2006:** Baltimore produced the best record in franchise history with a 13-3 mark before falling to Indianapolis in the Divisional Playoff, 15-6...Thanks to key offseason free agent additions like 2003 NFL co-MVP QB Steve McNair, four-time Pro Bowl DT Trevor Pryce and Pro Bowl special teamer Gary Stills, the Ravens improved in all three phases of the game... Additionally, the Ravens had five rookie draft picks start at least one contest, including first-rounder DT Haloti Ngata (16 games) and fifth-round pick S Dawan Landry (14 games)... Both Ngata and Landry earned PFW/PFWA All-Rookie Team honors and were integral pieces of Baltimore's No. 1-ranked defense...Ravens produced eight Pro Bowl players, including McNair...After the Ravens' 27-26 win at Tennessee, keyed by McNair's 376-yard, 3-TD effort and Pryce's game-clinching FG block, Newsome was awarded the game ball for his efforts in building the 2006 team.

**2005:** A difficult season ended with a 6-10 record...The Ravens lost 67 games to starting players with injuries, third most in the NFL...Pro Bowlers WR Derrick Mason and CB Samari Rolle, were added for the campaign...T Jonathan Ogden made his ninth-straight Pro Bowl...First-round draft choice WR Mark Clayton set then-rookie records with single-season franchise highs in catches (44) and yards (471).

**2004:** Baltimore, with key starters missing a total of 53 games, fell one game short of the playoffs, finishing with a 9-7 mark...S Ed Reed, the Ravens' first pick in 2002, was named the NFL's Defensive Player of the Year...Reed, LB Ray Lewis, CB Chris McAlister, T Jonathan Ogden and OLB Terrell Suggs all made the Pro Bowl...In June 2004, the Pro Football Writers Association honored Newsome with the Jack Horrigan Award for his cooperation and understanding of the media.

**2002:** Newsome and his staff assembled the youngest team in NFL history...Most observers predicted the Ravens would win very few games, but Baltimore entered Week 15 with a 7-7 mark and a chance to be the AFC's top Wild Card playoff team... Two last-minute losses to Cleveland (14-13) and at Pittsburgh (34-31) gave Baltimore a 7-9 mark...That year's draft produced two immediate starters (S Ed Reed & DE Anthony Weaver) and standout returner Lamont Brightful...Reed led the Ravens with 5 INTs and made every NFL All-Rookie team.

**2001:** Picking late in each round after winning Super Bowl XXXV, Newsome and his staff continued to draft well by selecting TE Todd Heap (first round, 31st overall), who finished his Ravens career in 2010 as the franchise's all-time leader in TD catches (41)...Ravens concluded the season with a 10-6 record and won at Miami (21-3) in the Wild Card game before falling in the Divisional Playoff at Pittsburgh (27-10)...Six Ravens earned Pro Bowl honors.

**2000:** Newsome was voted the NFL's Executive of the Year... Finishing 12-4, the Ravens earned a Wild Card berth and won Super Bowl XXXV, 34-7, over the New York Giants... Baltimore's bruising defense, considered one of the best in league history, permitted just 970 rushing yards and 165 points – both NFL records in a 16-game season...The architects of the Ravens' Super Bowl championship team, Newsome and his staff hit gold with the selection of RB Jamal Lewis (the team's all-time leading rusher) with the fifth pick in the first round...As a rookie, Lewis set a then-Ravens' team record with 1,364 rushing yards...The Ravens had five Pro Bowlers, including key free agents DT Sam Adams and S Rod Woodson, whom Newsome signed to the team.

**1999:** The Ravens finished 8-8 in Brian Billick's first season as head coach and had five players named to the Pro Bowl... Newsome continued a hot hand at drafting by tabbing Arizona CB Chris McAlister (10th overall), who earned three Pro Bowls (2003-04 and 2006) in Baltimore.

**1998:** Coordinated the selection of CB Duane Starks with the Ravens' first pick (10th overall)...Starks tied for the NFL's INT lead among rookies that year (equaling Charles Woodson's 5)...Starks then added 5 more thefts in his second season and led the Ravens with 6 picks in 2000, including a 49-yard INT for a TD against the NY Giants in Super Bowl XXXV.



# OZZIE NEWSOME

**1997:** In their second draft, the Ravens picked eventual four-time Pro Bowl LB Peter Boulware, LB Jamie Sharper, S Kim Herring and C Jeff Mitchell – all of whom became starters against the Giants in the Super Bowl XXXV victory... Boulware, the Ravens' No. 2 all-time sacks leader (70, behind OLB Terrell Suggs - 94.5), was the consensus choice for NFL Defensive Rookie of the Year and led the AFC in sacks (15) in 2001.

**1996:** Art Modell invited Newsome to join him as the Ravens' VP of player personnel when the team moved from Cleveland to Baltimore...Under Newsome's direction, the 1996 draft produced two perennial Pro Bowlers in T Jonathan Ogden and LB Ray Lewis, who was MVP in Super Bowl XXXV and the NFL's Defensive Player of the Year in 2000 and 2003... Also earning the Pro Bowl as a returner was WR Jermaine Lewis (1998 and 2001), a fifth-rounder in that draft, who still holds many franchise career return records.

**1991-95: (with Cleveland)** First position in the Browns' front office was as a special assignment scout...Two years later (1993), Newsome was promoted to a very comprehensive assignment – assistant to the head coach (Bill Belichick)/offense/pro personnel...In 1994, Newsome was named the Browns' director of pro personnel...Although he continued to help on the field, Newsome provided detailed studies on other NFL players and recommended which players the Browns should try to acquire.

**NFL PLAYER: 1978-90: (with Cleveland)** Newsome retired after 13 years as a premier NFL tight end...Entering 2014, his 662 receptions and 7,980 receiving yards both rank fifth most all time by a TE (each mark also stands as the most ever by any player in Browns history)...Newsome also caught 47 career touchdown passes, fourth most in Browns annals... Newsome ended his career as the fourth-leading NFL receiver of all time...He earned three Pro Bowls (1981, 1984-85) and was a four-time winner of the Cleveland Touchdown Club's Offensive Player of the Year award (1978, 1981 and 1983-84)...His streak of 150 consecutive games with a catch by a TE is the second longest in NFL history...Winner of the 1990 Byron "Whizzer" White Award as the NFL's top community volunteer...Newsome, who was named to the All-NFL team of the 1980's (second team), consistently received All-AFC and All-NFL honors throughout his career...He was a 1978 No. 1 draft choice (23rd overall), along with LB Clay Matthews (12th overall), and the two are among an elite group of Browns to have played for three decades...The others are Gene Hickerson (1958-60, 62-73), Dick Schafrath (1959-71) and Don Cockroft (1968-80)...Until former Raven Shannon Sharpe broke his records in 2001, Newsome's pro career was the most productive of any TE in NFL history...Newsome was inducted into the Pro Football Hall of Fame in 1999...Calvin Hill (RB - Dallas, Washington, Cleveland), a close friend of his, introduced Newsome at the induction ceremony.

## MOST PRO BOWLERS DRAFTED: 1996-2013



Rk.	Team	Players
1.	Green Bay Packers	21
2.	San Francisco 49ers	20
3.	Kansas City Chiefs	19
	New England Patriots	19
5.	<b>Baltimore Ravens</b>	<b>17</b>
	Chicago Bears	17
	Dallas Cowboys	17
	Denver Broncos	17
	Pittsburgh Steelers	17
	Philadelphia Eagles	17



## SUPER BOWLS SINCE 2000

### MOST SUPER BOWL TITLES SINCE 2000 SEASON

Titles	Team	Seasons
3	New England Patriots	2001, 2003-04
2	<b>Baltimore Ravens</b>	<b>2000, 2012</b>
2	New York Giants	2007, 2011
2	Pittsburgh Steelers	2005, 2008



Ozzie Newsome celebrates the Ravens' 34-31 Super Bowl XLVII victory over the San Francisco 49ers at the Superdome in New Orleans. The 2012 World Championship marked the Ravens' second Super Bowl title (2000) in the franchise's short history.

# OZZIE NEWSOME

**COLLEGE:** Newsome graduated from Alabama with a degree in recreation administration...During his four-year career with the Crimson Tide, he posted 102 receptions for 2,070 yards and 16 TDs...Newsome also helped Alabama capture three SEC Championships during his career...As a senior in 1977, he was named team captain and the Southeastern Conference's Lineman of the Year...Newsome also earned All-American honors at WR...He was inducted into the College Football Hall of Fame (South Bend, IN) in 1994.

**PERSONAL:** Attended Colbert County (Leighton, AL) HS... Winner of the 1990 Byron "Whizzer" White Award as the NFL's top community volunteer, he is widely known for his willingness to help those in need...In 2014, Newsome received the Leadership Award for career achievement at the John Mackey Awards banquet...In 2012, he was honored with the Maxwell Football Club's Francis J. "Reds" Bagnell Award for outstanding contribution to the game of football...In 2008, Newsome was honored by Little League Baseball – a sport in which he competed as a child – for his lifetime athletic achievements by being inducted into its Hall of Fame...In 2007, along with Tony Dungy, Herm Edwards and Lovie Smith, Newsome received the Fritz Pollard Alliance's Johnnie Cochran Salute to Excellence Award, which honors African Americans in the NFL who make the biggest impact on the field and in the front office...Newsome was also honored with the award in 2009, 2011 and 2012... Additionally, in 2007, Newsome received the FPA's Paul "Tank" Younger Award, acknowledging his dedication and achievement in building a successful organization... Newsome has gained induction into eight Halls of Fame: Pro Football Hall of Fame in Canton, OH (1999), National Football Foundation College Hall of Fame (1994), NCAA Hall of Fame (1994), State of Alabama Hall of Fame (1995), National High School Hall of Fame (2014), National Federation of State High School Associations Hall of Fame (2014), Colbert County High School (Leighton, AL) Hometown Hall of Fame (2012) and Little League Baseball Hall of Fame (2008)...An avid golfer, Ozzie says his dream foursome would include Bear Bryant, Tiger Woods, Michael Jordan and himself... Newsome and his wife, Gloria, live in Cockeysville, MD... The couple has a son, Michael Ryan, who is enrolled at the University of Alabama.

## BEST POSTSEASON MARK

### PLAYOFF WINNING PERCENTAGE (SINCE 1970 MERGER)

Rk.	Team	Record	Pct.
1.	Baltimore Ravens**	14-7	.667
2.	New York Giants****	20-11	.645
3.	Pittsburgh Steelers*****	33-20	.623
4.	San Francisco 49ers*****	30-19	.612
5.	Dallas Cowboys*****	32-21	.604

\* Number of Super Bowl Titles

*"Really, Ozzie is an ambassador for the NFL, period. I think about three 'C's' when I think about Ozzie: classy, consistency and championships. That's what I think about. We're all chasing Ozzie Newsome, man. He doesn't talk about it, but go in his office, he's got skins on the wall. He doesn't have to talk about it. His résumé says it all for him."*

*– Jerry Reese, NY Giants GM*

*"If you're smart and humble, you realize that you have to work harder than you did the year before. I think it takes a great deal of humility throughout the organization, and that's why they have a chance. The leadership group in terms of Steve [Bisciotti], Ozzie [Newsome] and John [Harbaugh] – they are all strong men with tremendous humility. They don't think they have it all figured out."*

*– Scott Pioli, Falcons Assistant GM*

*"Three guarantees in life: Death, taxes and the Ravens ruling the draft. General manager Ozzie Newsome, [assistant general manager] Eric DeCosta and a great scouting department comprise a front office that always seems to be three steps ahead."*

*– SiriusXM Radio's Adam Schein*

*"The Ravens are the NFL's gold standard on draft day, consistently making choices that stand the test of time."*

*– Don Banks, SportsIllustrated.com*

*"As a player, he was known as the Wizard of Oz, a Hall of Fame tight end who was hard to stop. As a drafter, he's a master of finding the right players."*

*– John Clayton, ESPN*

*"The Ravens' general manager [Ozzie Newsome] has built a perennial playoff participant through the draft, and he's done so by spotlighting the kinds of players the organization is now known for – those who play like they'd do it for free. Gritty, tough and with a love of the game. Hard-nosed, nasty and with a certain violence. If you're choosing sides for a street fight, think about how many Ravens you'd want on your team."*

*– Ian Rapoport, NFL.com*

*"The genius of his ability to absorb all the information is second to none. I always equate it to watching him look at the draft board is like watching Russell Crowe [play Nobel Laureate in economics John Nash] in the movie 'A Beautiful Mind,' in that scene where the math just kind of comes off the board for him. That's Ozzie with all those names and statistics. Of course, he has a great eye for talent, too, but his ability to orchestrate that process, to gain that information, is unmatched."*

*– Brian Billick, NFL Network/FoxSports.com*





BALTIMORE  
**RAVENS**

# JOHN HARBAUGH

## HEAD COACH

**COLLEGE:** MIAMI (OH)  
**BORN:** 9/23/62, PERRYSBURG, OH  
**EXP. (NFL/RAVENS):** 17/7

Super Bowl-winning head coach John Harbaugh, who led the Ravens to the franchise's second World Championship in 2012, enters his seventh season at the helm in Baltimore. Harbaugh has been historically good, with his teams earning the playoffs in five of his first six seasons, including the initial five (2008-12).

Though he never wants it to be about him, it's getting more difficult to ignore Harbaugh's measurable success. Here's a look, entering the 2014 season:

- Harbaugh is the only head coach in NFL history (since the 1970 merger) to win a playoff game in each of his first four and five seasons.
- In 2012, Harbaugh became the third head coach in NFL history to guide his team to the playoffs in each of his first five seasons, with Baltimore owning a 9-4 postseason mark during his tenure.
- The 2012 Ravens won Super Bowl XLVII, 34-31, over the San Francisco 49ers in one of the most dramatic games in NFL history. Baltimore jumped out to a 28-6 lead, but needed a critical goal-line stand late in the fourth quarter to help seal the victory. The Ravens overcame a furious second-half comeback and a 34-minute power outage at the Mercedes-Benz Superdome in New Orleans to clinch the franchise's second World Championship.
- Under Harbaugh's guidance, the Ravens have appeared in three AFC Championship games (2008, 2011, 2012) and won at least one playoff game during each of their first five postseasons with him as head coach.
- John and his younger brother, Jim (2011, 2012 and 2013), the 49ers' head coach, are the only NFL head coaches to reach three conference championships in the first five seasons of a coaching career.
- "Harbs" owns the NFL's fourth-best winning percentage (.651) among active head coaches, compiling a 71-38 overall record (including playoffs). For active head coaches who've coached a minimum of 60 games, Harbaugh ranks second behind Bill Belichick (.657).
- Harbaugh's .692 postseason winning percentage (9-4 playoff mark) ranks first among active coaches.
- Baltimore's 71 total victories since Harbaugh's arrival in 2008 rank second most in the NFL, while the team's 62 regular season wins during that time stand third.
- Under Harbaugh, the Ravens have posted a 39-9 mark at M&T Bank Stadium over the past six seasons, ranking as the NFL's second-best home record during that span (2008-13).
- Entering 2014, the Ravens, Colts, Patriots and Packers are the only teams to earn a playoff berth in five of the previous six seasons.

From his job interview with the Ravens, to his first press conference, to his consistent action and talk about the Ravens, it is all about "the team" for Harbaugh. Signs can be seen around the Ravens' training complex that read: "The Team, The Team, The Team."

"My coaching philosophy can be summed up easily," said Harbaugh, the third head coach in Ravens history, following Ted Marchibroda (1996-98) and Brian Billick (1999-2007).

### COACHING BACKGROUND

YEARS	COLLEGE/PRO TEAM	POSITION
1984-86	Western Michigan . . . . .	Graduate Assistant
1987	Pittsburgh . . . . .	Tight Ends
1988	Morehead State . . . . .	DBs/Special Teams/ Strength & Conditioning
1989-94	University of Cincinnati . . . . .	Special Teams, TEs, OLBs, RBs
1995-96	University of Cincinnati . . . . .	Assistant Head Coach
1997	Indiana University . . . . .	DBs/Special Teams Coordinator
1998-2006	Philadelphia Eagles . . . . .	Special Teams Coordinator
2007	Philadelphia Eagles . . . . .	Secondary
2008-14	Baltimore Ravens . . . . .	Head Coach





# JOHN HARBAUGH

"The three most important things are *the team, the team and the team*. Everything we do is to make the team better. Individuals can let their lights shine, and we encourage that. But, nothing should detract from making the team better."

Despite his early success, "Harbs" diffuses accolades: "It's about us. It's about the team. It's about the players, the coaches, Steve [Bisciotti], Ozzie [Newsome] and the scouts. It's about Dick [Cass] and the support staff. It's about all of us pulling together to win – to be the best."

Unlike other NFL head coaches, "Harbs" took the road less traveled. Most NFL field bosses graduate from pro jobs that include the word "coordinator" after offensive or defensive, or they emerge from heading big-time college programs. Before becoming the Ravens' head coach in 2008, John was the Eagles' secondary coach (2007), and prior to that, Philadelphia's special teams coordinator (1998-2006) and a 14-year collegiate coach. (Harbaugh also grew up learning about the game from his father, Jack, a longtime college coach.)

In 1998, then-Eagles head coach Ray Rhodes originally hired Harbaugh, who quickly established a reputation as one of the NFL's top special teams coaches. Subsequently, he was one of four assistants retained by Andy Reid in 1999.

Prior to hiring Harbaugh, the Ravens talked with over 30 people about the energetic coach. "Did we take a chance by hiring John? My belief is that you have to be willing to do things the masses don't, or you'll never separate yourself from the masses," stated team owner Steve Bisciotti. "We obviously picked the right person."

Simply put, Harbaugh strives to be the best. "We don't want to just win a championship. We want to be a championship team," he stated. "We want to become something. We seek the highest levels."

His teams are balanced, disciplined and hard-nosed. "We want to be the most physical team, but we also want to be the cleanest. Hard-hitting and playing with physicality does not mean dirty," he added.

## A year-by-year look at Harbaugh's Baltimore career:

**2013:** For the first time since Harbaugh's 2008 arrival, Baltimore did not make the playoffs, falling one game short with an 8-8 mark and placing third in the AFC North...The Ravens were 3-3 in the division, splitting the series with all three rivals... Baltimore played an NFL-high nine games decided by 3 points or less, compiling a 5-4 record in those contests...How close were the Ravens to making the playoffs? They were tied 17-17 near the end of the third quarter in the season-ending loss at Cincinnati, needing a victory to secure what would have been their sixth-straight postseason berth... OLB Terrell Suggs (10) and OLB Elvis Dumervil (9.5) combined for 19.5 sacks, with Suggs earning his sixth Pro Bowl invite... NT Haloti Ngata was elected to his fifth Pro Bowl, while CB

## HARBAUGH SNAPSHOT



### SIX SEASONS (2008-13)

Regular Season Record	62-34
at Home	39-9
on Road	23-25
vs. AFC	47-25
vs. AFC North	24-12
vs. NFC	15-9
Playoffs Record	9-4
Playoffs Home Record	2-0
Playoffs Road Record	6-4
Super Bowl Record	1-0
<b>Overall Career Record</b>	<b>71-38</b>

## JOHN HARBAUGH SEASON-BY-SEASON

Year	Record	Playoffs
2013	8-8	No playoff berth
2012	10-6	4-0 (Won Super Bowl XLVII)
2011	12-4	1-1 (AFC Championship)
2010	12-4	1-1 (Divisional)
2009	9-7	1-1 (Divisional)
2008	11-5	2-1 (AFC Championship)

Lardarius Webb's 22 PD ranked as the NFL's second most... WR Torrey Smith tallied 1,128 receiving yards, the second most in single-season team history (Michael Jackson - 1,201 in 1996) and had a career-high 65 catches, posting the NFL's fifth-best yards-per-catch average (17.4)... Undrafted rookie WR Marlon Brown's 7 receiving TDs tied (Torrey Smith, 2011) for the most by a rookie in team history, while he also finished second (Smith, 2011) in catches (49) and receiving yards (524) by a Ravens' rookie... Pro Bowl K Justin Tucker set franchise records in FGs made (38) and FGs attempted (41) and produced a franchise-record 140 points (tied for sixth in NFL)... Tucker also had 6 FGs of 50-plus yards and kicked 3 game-winning FGs, including a team-record 61-yarder at Detroit... G Marshal Yanda also earned his third Pro Bowl honor.

**2012:** The Ravens captured a second-consecutive AFC North title with a 10-6 mark before sweeping four playoff games to win Super Bowl XLVII: 24-9 over the visiting Colts on Wild Card weekend; 38-35 in double overtime at Denver in the Divisional Round; 28-13 at New England in the AFC Championship – shutting out the Patriots, who owned the league's top offense, in the second half; and then topping the 49ers, 34-31, in New Orleans after jumping to a 28-6 third-quarter lead... Showing a resolve that was a hallmark of that championship team, the Ravens overcame a three-game December losing streak and 53 games lost to defensive starters to win the title... Baltimore became the only NFL team to make the playoffs in each season from 2008-12 –

# JOHN HARBAUGH



With his daughter, Alison, by his side, John celebrated the Ravens' 34-31 Super Bowl XLVII victory over the San Francisco 49ers at the Superdome in New Orleans (2/3/13). CBS Sports' Jim Nantz interviewed Harbaugh on the victory stage.

with the Ravens also winning at least one playoff game each year... Baltimore set a single-season franchise record by scoring 398 points, averaging the NFL's 10th-most points per game (24.9)... The Ravens scored a team-record 254 points at home, producing the NFL's fourth-best home average of 31.8 ppg... Baltimore surrendered just 16 give-aways, setting a franchise single-season record low... The Ravens' special teams units were spectacular: In addition to posting a league-best (tied, Darius Reynaud) 3 kick return TDs (108- & 105-yard KORs and 63-yard PR), WR/RS Jacoby Jones led the NFL in KOR average (30.7)... Rookie K Justin Tucker, an undrafted free agent signing, made 30 of 33 FGAs (90.9%), producing the second-best success rate in Ravens single-season history and the second-best mark by a rookie kicker in NFL history... En route to winning Super Bowl XLVII, the Ravens produced one of the most electrifying postseasons in NFL history by averaging 410.3 yards of offense (134.8 rush & 275.5 pass) per game, scoring 31.0 points per contest and allowing just 22.0... WR Anquan Boldin recorded 22 catches for 380 yards and 4 TDs, while Jones posted a 29.4 receiving average (5 for 147), catching TDs of 70 and 56 yards (Jones also had a 108-yard KOR-TD in the Super Bowl)... With a 3-TD performance vs. the 49ers, QB Joe Flacco threw 11 TD passes in the postseason, tying the NFL single-postseason record shared by Joe Montana (1989) and Kurt Warner (2008)... Flacco finished the Super Bowl 22-of-33 for 287 yards to produce a 124.2 rating (eighth-best mark in SB history) and earned game MVP honors... The Ravens' defense was also stout during the playoffs, registering 10 take-aways (6 INTs and 4 FRs) to produce a +6 turnover differential... For their regular season efforts, six Ravens earned Pro Bowl honors: S Ed Reed (ninth), DT Haloti Ngata (fourth), FB Vonta Leach (third), RB Ray Rice (third), G Marshal Yanda (second) and Jones (first).

**2011:** Producing a second-straight 12-4 record (13-5 overall), Baltimore won the AFC North, sweeping the division for the first time in team history... The Ravens were 6-0 against playoff teams (7-1 including postseason), matching Green Bay as the only clubs to go undefeated in division play and against other postseason qualifiers during the regular season... In what was a franchise first, the Ravens also went unbeaten at home (9-0 with a playoff victory over Houston)... Baltimore earned a 20-13 Divisional Round victory over the Texans, and then fell, 23-20, in a heartbreaking AFC Championship thriller at New England... The Ravens' defense, which finished No. 3 in the league in fewest points permitted (16.6) for the fourth-straight year, tied an NFL record for consecutive seasons of being in the Top 3 for points allowed... RB Ray Rice produced a career-high and NFL-best 2,068 yards from scrimmage, ranking second in rushing (1,364)... Rice also set a team mark with 15 total TDs... WR Torrey Smith was third among NFL rookies with 841 receiving yards (50 catches); his receptions and yards, plus 7 TDs, set new Ravens first-year standards... Eight Ravens earned Pro Bowl honors: LB Ray Lewis (13th), S Ed Reed (eighth), OLB Terrell Suggs (fifth), DT Haloti Ngata (third), FB Vonta Leach (second), Rice (second), G Ben Grubbs (first) and G Marshal Yanda (first)... Suggs was also named the 2011 *Associated Press* Defensive Player of the Year, marking the fourth time a Raven has won the honor (Reed - 2004 and Lewis - 2003 & 2000).

**2010:** Baltimore tied Pittsburgh for the best record in the division at 12-4, but lost the AFC North on the division-record tiebreaker (5-1 to 4-2)... Baltimore, Indianapolis (an NFL record nine in a row) and Philadelphia became the only teams to make the playoffs from 2008-10... The 2010 campaign also marked the first time the Ravens ever earned the postseason three years in a row (the Ravens later extended their record to five years in 2012)... In the Wild Card game at Kansas City, the Ravens prevailed 30-7, becoming the only NFL team to win at least one playoff game in each of the last three seasons... Baltimore then dropped a 31-24 Divisional Round contest at Pittsburgh, which advanced to the Super Bowl...

## HARBAUGH SECOND IN NFL



John Harbaugh's Ravens produced 71 combined wins (62 regular season) in six seasons (2008-13). John is the only head coach in NFL history to win a playoff game in each of his first four and five seasons.

### NFL WINS / INCLUDING PLAYOFFS (2008-13)

Rk.	Team	Combined Wins
1.	New England Patriots	76
2.	<b>Baltimore Ravens</b>	<b>71</b>
3.	New Orleans Saints	68





# JOHN HARBAUGH

## RAVENS OWNER STEVE BISIOTTI ON HARBAUGH

*"What I commend John for is that he spends a lot of time one-on-one with these guys. The 52nd or 53rd guy on the roster is just as likely to be in a one-on-one meeting with John as Ray Lewis [was]. From an organizational standpoint, John understands that those guys on the bottom 15 – if you will – could be in [the game] at any given moment, so he spends an inordinate amount of time with the guys – the second half of the roster – so that he understands them. He has a real one-on-one relationship with them, and when it comes time to put them in, he knows what their strengths and weaknesses are. You can't run a business by talking in front of a group. John spends the majority of his time in one-on-one meetings, and I think it's the right way to run a business."*

John Harbaugh became the first head coach in NFL history to take over a sub-.500 team and then win a playoff game in each of his first three seasons...Five Ravens earned Pro Bowl honors: K Billy Cundiff (first), LB Ray Lewis (12th), DT Haloti Ngata (second), S Ed Reed (seventh) and OLB Terrell Suggs (fourth)...WR Anquan Boldin tallied team highs of 64 catches and 837 receiving yards, while QB Joe Flacco produced career highs in TD passes (25) and passer rating (93.6)...RB Ray Rice finished with 1,776 yards from scrimmage, the NFL's third most.

**2009:** After posting a 9-7 record, the Ravens produced their sixth playoff team of the decade (2000-09)...Behind the NFL's ninth-ranked scoring offense (24.4 ppg) and a defense that finished third in total yards and points allowed (300.5 ypg/16.3 ppg), the Ravens upended the Patriots (33-14) in the Wild Card round, becoming the first road team to win a playoff game at New England since 1978...For the first time in team history, Baltimore had a 3,000-yard passer (Joe Flacco - 3,613), a 1,000-yard rusher (Ray Rice - 1,339) and a 1,000-yard receiver (Derrick Mason - 1,028) in the same season...Five Ravens were voted into the Pro Bowl, including LB Ray Lewis (11th), FB Le'Ron McClain (second), DT Haloti Ngata (first), S Ed Reed (sixth) and Rice (first), who tallied the NFL's second-most yards from scrimmage (2,041)...Rookie T Michael Oher, who started all 16 games, finished second for

Diet Pepsi Rookie of the Year (*NFL.com* fan vote) and earned All-Rookie team honors.

**2008:** In Harbaugh's initial Baltimore season, the Ravens produced an 11-5 record and advanced to the AFC Championship game after winning at Miami (27-9) and at the AFC's top-seeded Tennessee Titans, 13-10...Pittsburgh, the eventual Super Bowl champion, stopped the Ravens (23-14) in the AFC title matchup at Heinz Field...This first Harbaugh/Ravens team tied the NFL record (since 1978) for turnarounds by a head coach taking over a sub-.500 team...The Ravens' 2-1 playoff record following that regular season campaign established a new league standard in this same category...With 13 total victories in 2008, Harbaugh set the NFL record for the most wins ever by a rookie head coach starting a rookie quarterback (Joe Flacco)...Baltimore's stifling defense ranked No. 2 in the NFL by allowing 261.1 yards per game and was No. 3 in points allowed per game (15.3)...Baltimore also produced an NFL-best 26 INTs, including five returned for touchdowns...Five players earned Pro Bowl honors: LB Ray Lewis (10th), S Ed Reed (fifth), ST Brendon Ayanbadejo (third), OLB Terrell Suggs (third) and FB Le'Ron McClain (first)...Flacco, who became the first rookie QB ever to win two playoff games, was named the Diet Pepsi Rookie of the Year (*NFL.com* fan vote).

## MAKING HIS MARK

John Harbaugh owns the fourth-best winning percentage (.651) among active NFL head coaches, compiling a 71-38 overall record (including playoffs). For active head coaches who have coached a minimum of 60 games, Harbaugh ranks second behind Bill Belichick.

### ACTIVE HEAD COACH CAREER WINNING PERCENTAGE (Totals Include Regular Season and Playoff Games)

Rk.	Coach	Team	Seasons	Record	Pct.
1.	Jim Harbaugh	49ers	2011-13	41-14-1	.732
2.	Bill Belichick	Cle./NE	1991-95, 2000-03	218-114	.657
	Chuck Pagano	Colts	2012-13	23-12	.657
4.	<b>John Harbaugh</b>	<b>Ravens</b>	<b>2008-13</b>	<b>71-38</b>	<b>.651</b>
5.	Sean Payton	Saints	2006-13	79-43	.648
6.	Mike Tomlin	Steelers	2007-13	76-44	.633

**Quick Hit:** Harbaugh, George Seifert (49ers) and Mike Holmgren (Packers) own the most playoff victories (9) by an NFL head coach in the first six seasons of a coaching career (since the 1970 merger).





# JOHN HARBAUGH

## ADDITIONAL RAVENS NOTES DURING HARBAUGH ERA:

Impressively, the Ravens' top four seasons for fewest turnovers have all occurred during Harbaugh's tenure. In 2012, Baltimore set a franchise single-season record for fewest turnovers (16), breaking the previous mark of 20 from 2010. Constantly stressing attention to detail, Harbaugh's 2010 and 2011 teams combined to produce the fewest penalties (182) over a two-year stretch in franchise history.

Maintaining a strong defensive tradition, the Ravens finished four (2008-11) of the past six seasons as the NFL's No. 3 scoring defense (fewest points allowed) – tying an NFL record for consecutive seasons ranking in the Top 3. Harbaugh's red zone defense has finished in the Top 5 in five of his six seasons, including first overall in 2011 and second in both 2012 and 2008.

The Ravens' offense has also experienced record-setting successes during the Harbaugh Era. In 2013, Flacco set career highs in passing yards (3,912), completions (362) and attempts (614). Flacco's completions and attempts also set new franchise marks, continuing to extend his title as the franchise's all-time passing leader (1,869-of-3,103 for 21,545 yards and 121 TDs). Under Harbaugh's guidance, Flacco has produced 62 regular season wins, the most by a starting quarterback in the first six seasons of a career. Three-time Pro Bowl RB Ray Rice has led the NFL in yards from scrimmage (8,487) since 2009, and in 2013, became the Ravens' career leader in that category (9,214). During

Baltimore's 2012 Super Bowl-winning campaign, the Ravens set team records with 398 points scored and 72 plays of at least 20 yards gained (third most in the league).

On special teams, an impressive four Ravens players have earned Pro Bowl honors while playing for Harbaugh: ST Brendon Ayanbadejo (2008), K Billy Cundiff (2010), RS Jacoby Jones (2012) and K Justin Tucker (2013). A byproduct of the Ravens consistently producing one of the NFL's top special teams units, during Harbaugh's tenure (since 2008), Baltimore has posted the NFL's No. 1 kickoff return average (25.0) and fourth-most KOR-TDs (five).

## NFL ASSISTANT COACH: 1998-2007 (with Philadelphia)

Harbaugh's special teams in Philadelphia were consistently ranked among the NFL's best. From 2000-05, the Eagles' units finished in the Top 10 in five of those seasons in *The Dallas Morning News'* comprehensive special teams rankings. In 2001 and 2003, Philly ranked No. 1, according to senior NFL writer Rick Gosselin's composite (includes 22 kicking-game categories).

Following the 2001 campaign, Harbaugh was voted the NFL's Special Teams Coach of the Year by his peers. He was also named *The Dallas Morning News* Special Teams Coach of the Year that season. In just four seasons (1998-2001), Harbaugh elevated the Eagles' special teams units from 29th to first in the league.

In 1999, the Eagles signed K David Akers, who had been working as a part-time waiter after brief kicking stints with Carolina, Atlanta and Washington. With Harbaugh's help, Akers became a three-time Pro Bowler. Harbaugh also worked with P Dirk Johnson, another "street" free agent, helping him record the then-Top 2 punting averages (38.4 in 2005 and 37.4 in 2004) in Eagles history. Under "Harbs," 15 Eagles earned Special Teams Player of the Week awards, while snapper Mike Bartrum was named to the Pro Bowl, and RS Reno Mahe led the NFL with a 12.8 punt return average in 2005.

**COLLEGE COACHING CAREER:** Among John's 30 years of coaching is a two-year stint (1995-96) as the assistant head coach at the University of Cincinnati, finishing 6-5 both seasons with the Bearcats. He coached 10 years on offense and four on defense at the collegiate level, launching his coaching career in 1984 at the age of 21 as a graduate assistant for his father at Western Michigan. In his second position at the University of Pittsburgh (1987), he was mentored by the legendary Sid Gillman, a Pro Football Hall of Famer. John also coached the tight ends at Pitt under head coach Mike Gottfried. While at Cincinnati (1989-96), Harbaugh coached special teams, tight ends, outside linebackers, running backs and was also the recruiting coordinator.

Over eight years, Harbaugh recruited 27 starters for the Bearcats and tutored both the NCAA's top return man (former Raven Robert Tate, 34.3 KOR average in 1995) and the second-ranked returner (current Ravens assistant defensive backs coach Chris Hewitt, 31.5 KOR average in 1993). John was

## DID YOU KNOW?

John and his wife, Ingrid, completed the 12-mile "Tough Mudder" obstacle course in Gerrardstown, WV, together on April 20, 2013.



# JOHN HARBAUGH

part of a staff that helped Cincinnati produce three out of four winning seasons (1993, 1995-96) for the first time in 20 years.

“Harbs” also coached one season at Indiana in 1997 as the defensive backs coach/special teams coordinator, under former Ravens offensive coordinator Cam Cameron, and one year at Morehead State in 1988 as the defensive backs coach/special teams and strength and conditioning coordinator.

**COACHING HONORS:** In April 2014, Harbaugh was inducted into Miami (OH) University’s “Cradle of Coaches Association” and was immortalized with an on-campus statue (see page 70). Harbaugh’s statue joins existing Cradle of Coaches statues for Earl “Red” Blaik, Paul Brown, Carm Cozza, Paul Dietzel, Weeb Ewbank, Ara Parseghian, John Pont and Bo Schembechler. The Cradle of Coaches honors Miami graduates who have earned recognition as national collegiate or professional Coaches of the Year, who have been inducted into the College Football Hall of Fame or the Pro Football Hall of Fame, or whose teams won national collegiate or professional/Super Bowl championships.

Following the 2001 campaign during his time with the Eagles, Harbaugh was voted the NFL’s Special Teams Coach of the Year by his peers. He was also named *The Dallas Morning News* Special Teams Coach of the Year that season.

**HARBAUGH COACHING FAMILY:** Harbaugh is from a football family. His father, Jack, is a 41-year coaching veteran who won the 2002 NCAA Division I-AA football championship as the head coach at Western Kentucky. His younger brother Jim, who was the Ravens’ starting QB in 1998, played 14 seasons in the NFL and was named the San Francisco 49ers’ head coach in January 2011. In a showdown that featured the first-ever NFL game between head coaches who are brothers, John’s Ravens bested Jim’s 49ers, 16-6, in a 2011 Thanksgiving Night (Nov. 24) primetime special. The Ravens, of course, then topped the 49ers, 34-31, in Super Bowl XLVII. The brothers’ sister, Joani, is married to Indiana University basketball coach Tom Crean.

**COLLEGE:** Harbaugh earned a degree in political science at Miami (OH), where he won the Football Scholar Athlete Award as a defensive back for the Redhawks. He earned his master’s in physical education at Western Michigan.

**PERSONAL:** Devoted to his family and his Christian faith, John is most active in helping the Baltimore area be better for families. He earned the 2011 “Power of Excellence Award” from the (Ben) Carson Scholars for “demonstrating excellence in life and being a role model.” He’s a board member for the Port Discovery Children’s Museum and a significant contributor to All Pro Dads, along with numerous Baltimore-area events and charities. Also a willing volunteer, his wife, Ingrid, contributes to both the Helping Up Mission and Sarah’s House.

Harbaugh has also been an advocate of the U.S. Military. The NFL awarded him its 2013 Salute to Service Award, acknowledging exceptional efforts by those in the league who honor and support military members. (Harbaugh was also a finalist for the award in 2011.) In 2012, Army Chief of Staff General Raymond Odierno presented him with the Outstanding Civilian Service Award. Harbaugh took part in the annual NFL-USO coaches’ tour of the Middle East in 2009, has visited numerous military bases in the U.S. and abroad (including a 2014 February trip to the Middle East), has purchased school supplies for children whose parents are serving in the military and has sent care packages to troops overseas.

In 2008, Harbaugh also helped institute Military Appreciation Day, an annual event that takes place during Ravens training camp. Since its establishment, an estimated 8,000 service members have enjoyed preferred seating and opportunities to meet with Ravens players and coaches each summer. Once the season begins, Harbaugh then invites wounded warriors to be his guests at every Ravens home game. A self-proclaimed history buff, during offseason team activities, Harbaugh has also taken the Ravens to Gettysburg, PA, to learn about the Civil War.

John, who attended Ann Arbor (MI) Pioneer HS, Ingrid, and their daughter, Alison, live in Baltimore County.



General Raymond Odierno, Chief of Staff of the Army, presented John Harbaugh with an Outstanding Civilian Service Award at Joint Base Myer-Henderson Hall, VA, on Wednesday, May 23, 2012.





BALTIMORE  
**RAVENS**

# JERRY ROSBURG

## SPECIAL TEAMS COORDINATOR/ASSOCIATE HEAD COACH

**COLLEGE:** NORTH DAKOTA STATE  
**BORN:** 11/24/55, FAIRMONT, MN  
**EXP. (NFL/RAVENS):** 14/7

Jerry Rosburg, a 36-year coaching veteran, has guided a strong special teams group since arriving in Baltimore in 2008. Since that time (2008-13), Baltimore has produced the NFL's No. 1 kickoff return average (25.0) and fourth-most KOR-TDs (5). Especially over the past two seasons (2012-13), the Ravens' special teams units have excelled. In 2013, Rosburg's kickoff return unit posted the NFL's second-best average (26.4), while the punt return team ranked third (14.2 average). WR/RS Tandon Doss had the league's best punt return average (15.6), while K Justin Tucker earned his first Pro Bowl nod following a record-setting season. Tucker set franchise records in FGs made (38) and FGs attempted (41), with both figures tying (Stephen Gostkowski) for the NFL's most. He also produced a franchise-record 140 points (tied for sixth in the NFL), while his 6 FGs of 50+ yards tied (several kickers) for the NFL's most. In the comprehensive annual special teams report created by Rick Gosselin of *The Dallas Morning News*, the 2013 Ravens ranked fifth in the NFL. (Gosselin's report is recognized by NFL teams as a special teams measuring stick.) In 2012, WR/RS Jacoby Jones earned a Pro Bowl berth as a return specialist, and Baltimore ranked first in the NFL in kickoff return average (27.3), also setting a team record. Jones, who became the first player ever to record dual KORs of at least 105 yards in a career, tied for a league-leading 3 kick return TDs (2 KORs & 1 PR) and averaged an NFL-best 30.7 yards per kickoff return. Jones also tied an NFL record for longest KOR in Super Bowl history with his 108-yard KOR-TD in Super Bowl XLVII. The kickers were special in 2012, too: P Sam Koch, one of the league's most accurate and consistent punters, set Ravens single-season punting records with a 47.1 gross

average and a 40.8 net average, shattering career bests. Tucker, then a rookie, made 30 of 33 FGAs (90.9%), producing the then-second-best success rate in Ravens single-season history and also the second-best mark by a rookie kicker in NFL history. Gosselin ranked the Super Bowl Champion Ravens second in 2012. The 2010 Ravens special teams were ranked eighth by Gosselin: K Billy Cundiff earned Pro Bowl honors by tying an NFL mark with 40 touchbacks (since kickoffs were moved back to the 30-yard line), and Koch, a 2010 Pro Bowl first alternate, was second in the NFL with 39 punts inside the 20, just three short of the all-time NFL record. Then-rookie RS David Reed led the NFL in KOR average (29.3 ypr) in 2010, and the team ranked third in the league in opponent average starting field position (27.2-yard line). In 2009, Rosburg's unit ranked second in the league in kickoff return average (26.2). In 2008, special teams ace Brendon Ayanbadejo made his third Pro Bowl, and Koch had the NFL's fifth-best net punting average (39.9). Prior to his arrival in Baltimore, Rosburg built a successful NFL special teams resume both with the Browns (2001-06) and Falcons (2007) after a strong collegiate coaching career. Also, under his leadership, Cleveland's special teams units were consistently ranked among the NFL's best. Over a five-year span (2002-06), the Browns' special teams were ranked as the top NFL team in Gosselin's report.

**2008-13: (with Baltimore)** Ravens special teams units have been impressive under Rosburg's direction...K Justin Tucker (2013), WR/RS Jacoby Jones (2012) and K Billy Cundiff (2010) earned their first Pro Bowls, while special teamer Brendon Ayanbadejo made his third Pro Bowl in 2008. **2013:** Tucker produced the second-best field goal success rate (92.7, 38-

### COACHING BACKGROUND

YEARS	COLLEGE/PRO TEAM	POSITION
1979-80	Fargo Shanley (ND) HS	Assistant Coach
1981-82	Northern Michigan	Graduate Assistant
1983-85	Northern Michigan	Linebackers
1986	Northern Michigan	Defensive Coordinator/Secondary
1987-91	Western Michigan	Linebackers/Special Teams
1992-95	University of Cincinnati	Linebackers/Special Teams/Secondary
1996	University of Minnesota	Secondary
1997-98	Boston College	Secondary
1999-2000	Notre Dame	Cornerbacks/Special Teams
2001-06	Cleveland Browns	Special Teams Coordinator
2007	Atlanta Falcons	Special Teams Coordinator
2008	Baltimore Ravens	Special Teams Coordinator
2009-13	Baltimore Ravens	Assistant Head Coach/STs Coordinator
2014	Baltimore Ravens	Special Teams Coordinator/Assoc. Head Coach





# JERRY ROSBURG

of-41) in Ravens single-season history and set a franchise record with 140 points...He also kicked 3 game-winning FGs, including a 61-yarder at Det....WR/RS Tandon Doss led the NFL in punt return average (15.6)...Ravens were second in kickoff return average (26.4) and were third in punt return average (14.2)...Team also posted an NFL-high 20 punt returns of 20+ yards. **2012:** Ravens finished first in NFL with a team-record 27.3 kickoff return average...Jones tied for a league-leading 3 kick return TDs (2 KORs: 108 and 105 yards & 1 PR: 63 yards) and averaged an NFL-best 30.7 yards per kickoff return...In Super Bowl XLVII, Jones added a fourth special teams TD with his second 108-yard KOR-TD of the season...Jones became the only player in NFL history to have dual KOR-TDs of at least 105 yards in a career (108- & 105-yarders)...P Sam Koch set Ravens single-season punting records with a 47.1 gross average and 40.8 net average...Tucker (90.9%) produced the second-best success rate by a rookie kicker in NFL history...Tucker, a *USA Today* All-Joe Team honoree, made 42 of 42 PATs, setting a single-season franchise record, while also kicking 4 FGs of over 50 yards. **2011:** Cundiff recorded a career-high 122 points, and Koch had a then-career-high and franchise-record 46.5 gross punting average. **2010:** The Pro Bowler Cundiff tied an NFL mark with 40 touchbacks (since kickoffs moved back to the 30-yard line)...Koch was a Pro Bowl first alternate, ranking second in the AFC with a 39.2 net punting average...Koch also tied a team mark with 39 punts inside the 20...Rookie RS David Reed led the NFL in KOR average (29.3 ypr). **2009:** Set a then-franchise record, ranking second in the NFL, with a 26.2-yard average on KORs...Also ranked fifth in the league in average starting field position (31.8)...Coverage units ranked fourth in opponent kickoff return average (20.3) and limited foes to an average starting line of 26.9 (second best in NFL)...Promoted to assistant head coach/special teams coordinator. **2008:** Koch set a then-Ravens' single-season record with the NFL's fifth-best net punting average (39.9)...Koch also led the league with 18 punts inside the 10-yard line and was second with 34 punts inside the 20.

**2007: (with Atlanta)** In one season with Atlanta, the Rosburg-led Falcons' special teams units held a number of Top 10 rankings: the kickoff team was second in the NFL in opponents average starting field position (25.5)...Falcons were sixth in the league in KOR average (24.4)...P Michael Koenen finished sixth in net punting avg. (38.8)...Special teams allowed opponents an average of 7.5 yards per PR, ranking eighth in the NFL.

**2001-06: (with Cleveland)** In six years with the Browns, special teams units ranked fourth in punt return average (10.3) and sixth in opponent kickoff return avg. (20.8)...Was instrumental in developing the successful career of WR/RS Dennis Northcutt, helping him set team records for career punt returns (174) and career punt return yardage (1,837)...Phil Dawson became one of the NFL's most accurate kickers. **2006:** Browns ranked fifth in the NFL in the comprehensive

annual special teams poll created by Rick Gosselin of *The Dallas Morning News*, up a notch from previous two years... Rosburg guided Northcutt, who finished fourth with an 11.1 punt return average...RS Joshua Cribbs set a team record for most KOR yards in franchise history with 1,494, earning him the Browns' team MVP...Browns were the only NFL team to finish the season in the Top 5, both in starting field position on kickoffs (31.4 – second in NFL) and opponent starting position (25.3 – fourth in NFL)...Former Ravens P Dave Zastudil finished sixth in the NFL in net punting average (38.4) and sixth with 28 punts inside the 20 in his first year under Rosburg. **2005:** Browns led the league in special teams scoring – the only team to score a special teams TD three different ways: off a PR, off a KOR and off a blocked FGA...Northcutt ranked fourth in the league in punt return average (10.1)...Dawson ranked second in FG accuracy (27-of-29 for 93%)...In his annual poll, Gosselin ranked the Browns sixth best for the second-straight year. **2004:** Gosselin ranked the Browns sixth-best in the NFL. **2002:** Browns notched a fourth-place ranking by Gosselin. **2001:** Named special teams coach.

**1999-2000: (with Notre Dame)** **2000:** Fighting Irish played in the Fiesta Bowl after a Bowl Championship Series berth. **1999:** Was named cornerbacks/special teams coordinator.

**1997-98: (with Boston College)** Served as the Eagles' secondary coach.

**1996: (with University of Minnesota)** Spent one season as the Gophers' secondary coach.

**1992-95: (with University of Cincinnati)** Shared STs duties over the course of four years with John Harbaugh. **1995:** Rosburg coached the secondary. **1992-94:** Coached LBs, including former Raven Brad Jackson.

**1987-91: (with Western Michigan)** A year after John Harbaugh departed the school (1987), Rosburg coached LBs and special teams for the Broncos. **1988:** Team won nine games and earned a California Bowl appearance.

**1981-86: (with Northern Michigan University)** **1986:** Named defensive coordinator and coached secondary. **1983-85:** Spent three years coaching LBs. **1981-82:** Helped NMU earn Division II playoff appearances each season. **1981:** Launched college coaching career in a graduate assistant role.

**1979-80 (with Fargo Shanley HS, Fargo, ND)** Began career as assistant coach before entering the collegiate ranks.

**COLLEGE:** An All-America LB at North Dakota State...Was team and conference MVP (1977)...Earned his bachelor's degree in social science education in 1978 and his master's in education administration (1983) from Northern Michigan.

**PERSONAL:** Attended Fairmont (MN) HS...Jerry and his wife, Sherry, have two daughters: Megan (who earned a volleyball scholarship and is a junior at American University) and Margaret, and a son, Jerad.



BALTIMORE  
**RAVENS**

## GARY KUBIAK OFFENSIVE COORDINATOR

**COLLEGE:** TEXAS A&M  
**BORN:** 8/15/61, HOUSTON, TX  
**EXP. (NFL/RAVENS):** 21/1

Gary Kubiak, now in his 21st season as an NFL coach and first overall as the Ravens' offensive coordinator, spent the past eight seasons (2006-13) as head coach of the Houston Texans. Under his leadership, the Texans earned back-to-back AFC South crowns in 2011 and 2012 – the franchise's first divisional titles – and two playoff berths. Kubiak owns a Houston franchise-record 63 victories, establishing a 63-66 mark (61-64 regular season, 2-2 postseason) at the helm. From 2007-12, the Texans earned their Top 6 all-time offensive outputs in scoring, total offense and passing yards. During this time, Houston also boasted the franchise's Top 3 rushing figures, including the NFL's No. 2 ground attack in 2011 when it produced a franchise-record 153.0 yards per game. Over a five-year period extending from 2008-12, Kubiak's offense was one of only two teams (Denver) to have its total offense, passing offense and rushing offense each rank in the Top 5 at least once during that span.

**2006-13: (with Houston) 2012:** Texans finished a franchise-best 12-4 to earn their second-straight AFC South title while reaching the Divisional Playoffs for the second-consecutive season...Houston was one of two teams (Denver) to finish in the Top 10 in both total offense and defense (seventh in both that season)...Offense averaged 26.0 points per game to set a team record...WR Andre Johnson led the AFC with 1,598 receiving yards...DE J.J. Watt registered an NFL-best 20.5 sacks, becoming the first player in franchise history to be named *Associated Press* Defensive Player of the Year... Three starting offensive linemen – LT Duane Brown, LG Wade Smith and C Chris Meyers – earned Pro Bowl honors, while a conference-best nine total Texans were voted to the

NFL's All-Star game. **2011:** Was named the KC 101 AFC Coach of the Year after leading Houston to a 10-6 regular season finish and the franchise's first divisional title, playoff berth and postseason victory...Despite losing QB Matt Schaub and QB Matt Leinart to season-ending injuries, the Texans produced a franchise-record seven-game winning streak and ranked second in the league in rushing (153.0 ypg)... Behind rookie QB T.J. Yates, Houston earned its first-ever postseason win in the Wild Card round over Cincinnati and advanced to the Divisional Playoff against Baltimore. **2010:** Texans set a team record in total offense for the fourth-consecutive season and ranked third in the NFL by averaging 386.6 total net yards per game...Houston was the only AFC team to finish in the Top 10 in both rushing (127.6 ypg - third) and passing (259.0 ypg - fourth)...RB Arian Foster set new team standards after finishing with a league-high 1,616 rushing yards, 2,220 yards from scrimmage and 18 overall TDs...Schaub became the NFL's 12th-ever QB to eclipse 4,000 passing yards in back-to-back seasons. **2009:** Texans' offense ranked fourth overall in the NFL (383.1 ypg) and averaged an NFL-high 290.9 passing yards per contest...Schaub ranked first in the league with 4,770 passing yards while also tallying a career-high 98.6 passer rating. **2006:** Kubiak became the second head coach in Houston Texans history.

**1995-2005: (with Denver)** Spent 11 seasons with the Denver Broncos as an offensive coordinator (1995-2005) and quarterbacks coach (1995-2002)...Facilitated the Broncos' offense reaching new heights with the success of Hall of Famers QB John Elway and TE Shannon Sharpe and RB Terrell Davis, with Denver earning seven postseason trips

### COACHING BACKGROUND

YEARS	COLLEGE/PRO TEAM	POSITION
1992-93	Texas A&M	Running Backs
1994	San Francisco 49ers	Quarterbacks
1995-2002	Denver Broncos	Offensive Coordinator/Quarterbacks
2003-05	Denver Broncos	Offensive Coordinator
2006-13	Houston Texans	Head Coach
2014	Baltimore Ravens	Offensive Coordinator



# GARY KUBIAK

and back-to-back Super Bowl titles (1997-98) during that span...From 1995-2005, the Broncos averaged NFL bests in yards per game (365.0) and points per game (25.2)...Elway, who made the Pro Bowl three years in a row from 1996-98, was 7-1 in the postseason with two World Championship victories, earning Super Bowl XXXIII MVP honors in 1998, under Kubiak's guidance...Denver competed in the playoffs in three-consecutive seasons when Kubiak was the offensive coordinator, reaching the Wild Card round in 2003 and 2004 and the AFC Championship game in 2005... Kubiak helped lead the Broncos to Top 5 rushing figures from 2002-05, in addition to placing in the NFL's Top 5 in total offense in three out of four seasons...From 2002-04, Denver held the NFL's No. 1 yardage differential (+4,302)... Kubiak's running backs ran for at least 1,000 yards in each of his four years as offensive coordinator, with RB Clinton Portis posting 1,500-plus-yard campaigns in 2002 and 2003 (including back-to-back seasons of 14 or more rushing TDs).

**1994: (with San Francisco)** Began his NFL coaching career as quarterbacks coach of the San Francisco 49ers, where he helped guide Hall of Fame QB Steve Young to his best pro season...Young, who posted a career-high 70.3 completion percentage, 35 passing TDs, 3,969 passing yards and a then-NFL record 112.8 passer rating, earned NFL MVP honors for the second time in his career en route to a Super Bowl XXIX win.

**1992-93: (with Texas A&M)** Kubiak launched his coaching career from the collegiate level when he served as running backs coach at Texas A&M, his alma mater. **1992:** Guided RB Greg Hill to second-team All-American honors...Hill was a first-round draft pick of the Kansas City Chiefs in 1994.

**NFL PLAYER (1983-91):** Was selected in the eighth round (197th overall) of the 1983 NFL Draft...Spent nine seasons with the Broncos, primarily working as the backup to Hall of Famer John Elway...Appeared in 119 career games – mostly as a holder on PATs and FGAs – but did complete 173 of 298 passes for 1,920 yards and 14 TDs.

**COLLEGE:** Earned All-Southwest Conference honors as a senior at Texas A&M in 1982 after producing career bests in passing yards (1,948), passing TDs (19) and completion rate (55.9%)...Set the SWC single-game passing TD record (6) against Rice his junior year... Received a bachelor's degree in physical education.

**PERSONAL:** Born in Houston, TX, Gary and his wife, Rhonda, have three sons – Klint, Klay and Klein – and two daughters-in-law...Klint, a former DB at Colorado State (2005-09), is the Minnesota Vikings' offensive quality control coach, also assisting with the wide receivers...Klay was a QB at Colorado State from 2008-10...Klein played WR at Rice from 2010-13...Kubiak prepped at St. Pius (Houston) HS, where he was an All-State selection as a QB, passing for a then-state-record 6,190 yards in his career...Was inducted into the Texas High School Hall of Fame in 1999.

## KUBIAK ATTACK

Gary Kubiak spent the past eight seasons (2006-13) as head coach of the Houston Texans, who earned back-to-back AFC South crowns from 2011-12 and two playoff berths. Under Kubiak, the Texans earned their Top 6 all-time offensive outputs in scoring, total offense and passing yards from 2007-12. During that time, the Texans also boasted the franchise's Top 3 rushing outputs, including the NFL's No. 2 ground attack in 2011 when they posted a franchise-record 153.0 yards per game. From 2008-12, Kubiak's offense was one of only two teams (Denver) to have its total offense, passing offense and rushing offense each rank in the Top 5 at least once during that span.

### HOUSTON TEXANS OFFENSIVE RANKINGS (2006-13 Under Gary Kubiak)

Year	Total	Rk.	Rush	Rk.	Pass	Rk.
2006	279.1	28	105.4	21	173.6	27
2007	333.6	14	99.1	22	234.4	11
2008	382.1	3	115.4	13	266.7	4
2009	383.1	4	92.2	30	290.9	1
2010	386.6	3	127.6	7	259.0	4
2011	372.1	13	153.0	2	219.1	18
2012	372.1	7	132.7	8	239.4	11
2013	347.3	11	108.9	20t	238.3	15

**Ravens Offense Quick Hit:** Baltimore's offense (total yards per game) ranked 29th in the NFL in 2013 even though QB Joe Flacco set career highs in passing yards (3,912), completions (362) and attempts (614).





BALTIMORE  
**RAVENS**

## DEAN PEES DEFENSIVE COORDINATOR

**COLLEGE:** BOWLING GREEN  
**BORN:** 9/4/49, DUNKIRK, OH  
**EXP. (NFL/RAVENS):** 11/5

Dean Pees, the sixth defensive coordinator in team history, is in his third season leading the Ravens' defense. Pees, who was New England's defensive coordinator from 2006-09, directs the acclaimed Baltimore unit, whose history speaks for itself. The 2013 defense finished 12th in both yards (335.5) and points (22.0) allowed per game and was stellar on third down, permitting a 33.5% conversion rate (third in NFL). Veterans NT Haloti Ngata (fifth invite) and OLB Terrell Suggs (sixth invite) earned Pro Bowl honors, leading a defense that endured the departure of perennial stalwarts LB Ray Lewis (retired) and S Ed Reed (free agent). In 2012, his first year as coordinator, Pees guided a group that was depleted by injuries to key starters, including the 2011 Defensive Player of the Year, Suggs, who missed the first six games, and Lewis, who missed the final 10 regular season games. Led by Pro Bowl selections Ngata and Reed, the Super Bowl-winning defense was the NFL's second best in the red zone, surrendering a 43.4% TD mark inside the 20. Pees joined the Ravens in 2010 as linebackers coach and helped the unit finish as the third-best scoring defense (points allowed per game) in four-consecutive years (2008-11). The four-straight years tied an NFL record for consecutive seasons of being in the Top 3 for points allowed. Pees arrived in Baltimore following a six-year stint with the New England Patriots (2004-09). During his tenure guiding the defense, the Patriots were the only NFL team to finish in the Top 10 in scoring defense in four-straight seasons. New England's unit also allowed fewer than 20 points per game in every season under Pees' guidance, the best run of any coordinator in the Bill Belichick era. Pees' coaching credentials include six years (1998-2003) as head coach at Kent State and 15 seasons as a defensive coordinator on the collegiate level, including

the 1983 season when he coached Ravens head coach John Harbaugh at Miami (OH).

**2010-13: (with Baltimore) 2013:** Unit ranked third in third-down defense (33.5%) and finished 12th both in points (22.0 ppg) and yards (335.5 ypg) allowed...Pro Bowlers NT Haloti Ngata (fifth) and OLB Terrell Suggs (sixth) led the group that lost stalwarts LB Ray Lewis (retired) and S Ed Reed (free agent)...Ravens were seventh in red zone defense, surrendering a 48.8% TD mark inside the 20...LB Daryl Smith was one of three NFL defenders to post at least 100 tackles, 5 sacks and 3 INTs (his 123 tackles led the Ravens), while his 19 PD set a team record by a LB, breaking Ray Lewis' mark of 13 in 2003...CB Lardarius Webb was second in the league with 22 PD. **2012:** Promoted to defensive coordinator...Led by Pro Bowl selections Ngata (fourth) and Reed (ninth), the Super Bowl-winning defense was the NFL's second best in the red zone (43.4%)...Baltimore permitted 21.5 points per game, tying (NYG) for the NFL's 12th-best mark. **2011:** Defense allowed the NFL's third-fewest points (16.6 ppg) for the fourth-consecutive season...Two of Pees' LBs, Lewis (13th) and Suggs (fifth), earned a trip to the Pro Bowl...Despite missing four games due to a toe injury, Lewis led the team with 95 tackles, and Suggs, who was named the 2011 Defensive Player of the Year, posted a team-leading and career-high 14 sacks, while also forcing an NFL-high 7 FFs. **2010:** Ravens allowed the NFL's third-fewest points (16.9 ppg) for the third-consecutive season...Lewis led the team with 145 tackles and became the only player in NFL history with at least 35 sacks and 30 INTs...Joined Baltimore as the team's linebackers coach.

**2004-09: (with New England) 2009:** Pees led the Patriots' defense that ranked 11th in the NFL in total defense (320.2 ypg)

### COACHING BACKGROUND

YEARS	COLLEGE/PRO TEAM	POSITION
1979-82	University of Findlay . . . . .	Defensive Coordinator/Secondary
1983-86	Miami (OH) . . . . .	Defensive Coordinator/Secondary
1987-89	Navy . . . . .	Secondary
1990-93	Toledo . . . . .	Defensive Coordinator
1994	Notre Dame . . . . .	Secondary
1995-97	Michigan State . . . . .	Defensive Coordinator/Inside LBs
1998-2003	Kent State . . . . .	Head Coach
2004-05	New England Patriots . . . . .	Linebackers
2006-09	New England Patriots . . . . .	Defensive Coordinator
2010-11	Baltimore Ravens . . . . .	Linebackers
2012-14	Baltimore Ravens . . . . .	Defensive Coordinator



# DEAN PEES

and fifth in scoring defense (17.8 ppg). **2008:** New England's defensive unit ranked 10th in the NFL, allowing just 309.0 yards per contest...Patriots surrendered 19.3 points per game and earned an 11-5 record despite using 22 different starters on defense. **2007:** NE's defense contributed to the first 16-0 regular season in NFL history...Defense allowed 274 points (17.4 ppg) and ranked fourth in the NFL in yards per game (288.3), which were the fewest permitted by a Patriots' defense in 28 years...NE finished second in the league with 47 sacks and sent three starters to the Pro Bowl (LB Mike Vrabel, NT Vince Wilfork and CB Asante Samuel). **2006:** In his first season as defensive coordinator, Pees' defense set a franchise record for points allowed per game (14.8), which was second in the NFL...Defense was fourth in the NFL in take-aways (35). **2005:** Tutored a linebacker unit that featured three of the defense's Top 5 tacklers and accounted for 22 of the team's 33 sacks. **2004:** In his first NFL season, Pees mentored a linebacker group that produced three of the team's top four tacklers... Defense ranked sixth in the NFL against the run, while the linebackers recorded 27.5 sacks...LB Tedy Bruschi finished second on the team with 128 tackles and earned his first Pro Bowl selection, while LB Willie McGinest paced the defense with 9.5 sacks.

**1998-2003: (with Kent State) 2002:** QB Joshua Cribbs became only the second player in NCAA history with two "double" (passing/rushing) 1,000-yard seasons and would later go on to break 13 different school records. **2001:** Pees led KSU to a 6-5 record, the school's best mark in 14 years and only its second winning season in 25 years...LB James Harrison – a multi-year NFL Pro Bowler – finished second in school history with 12 sacks and 20 TFL. **1998:** Named head coach.

**1995-97: (with Michigan State)** Was the defensive coordinator and inside linebackers coach on Nick Saban's staff...Spartans qualified for a postseason bowl game in each of Pees' three seasons and finished with the 13th-ranked defense in his final season.

**1994: (with Notre Dame)** Was the secondary coach on Lou Holtz's staff...Coached future Pro Bowl CB Bobby Taylor during his senior year in which he was named to numerous All-American teams.

**1990-93: (with Toledo)** Spent four years as the defensive coordinator at Toledo, where he was first hired by head coach Nick Saban in 1990. **1992:** Pees' defense allowed just 13.9 points per game when Toledo posted an 8-3 record, including two shutout victories...Unit did not allow a second-half TD in any of their eight conference games.

**1987-89: (with Navy)** Held a three-year post as the Midshipmen's secondary coach.

**1983-86: (with Miami-OH)** Completed four years as the defensive coordinator/secondary coach. **1983:** Was the defensive coordinator and position coach for Ravens head coach John Harbaugh, who played defensive back.

**1979-82: (with Findlay)** First collegiate coaching experience came as the defensive coordinator/secondary coach during four seasons at the University of Findlay. **1979:** Findlay won the Division II National Championship.

**1973-78:** Coached six years of high school football at Elmwood (Bloomdale, OH) HS, first as an assistant coach (1973-74) and then as a head coach (1975-78).

**COLLEGE:** Earned his bachelor's degree in secondary education from Bowling Green State University.

**PERSONAL:** Pees, who attended Hardin Northern (Dola, OH) HS, received a distinguished alumni award and was inducted into the school's newly-formed Hall of Fame in 2013...Pees is a member of the Hardin County Ohio Sports Hall of Fame (2011)...A native of Dunkirk, OH, Dean and his wife, Melody, have six children: Laura (son-in-law Austin), Meredith (son-in-law Scott), Steffani, Matt (daughter-in-law Emily), Elli (son-in-law Chad) and Tarrin, and seven grandchildren: Kade, Cole, Parker, twins Samantha and Brody, Julian and Ellis.

## 2013 DEFENSIVE NUMBERS TO RAVE ABOUT

In 2013, the Ravens' defense ranked in the Top 10 in many major categories. Impressively, Baltimore's "D" allowed just 1 TD or none at all seven times during the season.

### RAVENS TOP DEFENSIVE RANKINGS / 2013 SEASON

Category	Stats	NFL Rank
Third-Down Defense Pct.	33.5	3
Rushing Avg. Against	3.8	5
Rushing TDs Allowed	7	5
First Downs Allowed	284	6t
Red Zone TD Pct.	48.8	7





BALTIMORE  
**RAVENS**

## JUNEY BARNETT

### ASSISTANT STRENGTH & CONDITIONING COACH

**COLLEGE:** BLOOMSBURG  
**BORN:** 1/11/79, PHILADELPHIA, PA  
**EXP. (NFL/RAVENS):** 9/3

Juney Barnett is in his ninth NFL season and third as the Ravens' assistant strength and conditioning coach. In his role, Barnett works closely with strength and conditioning coach Bob Rogucki to implement a training regimen to prepare players for the rigors of the NFL season through protocols that build both muscular strength and endurance. Barnett is a 10-year coaching veteran who has also worked at the collegiate level and spent two seasons with the Rhein Fire of NFL Europe.

**2012-13: (with Baltimore) 2012:** Joined the Ravens' coaching staff as the team's assistant strength and conditioning coach.

**2012: (with Kansas)** Joined the Jayhawks' coaching staff as an assistant strength and conditioning coach in Jan. 2012... Assisted primarily with offseason workouts leading into spring practice.

**2006-11: (with Minnesota)** Spent six seasons as the Vikings' assistant strength and conditioning coach...Also helped advise players on nutrition and daily diet.

**2005: (with Army)** Joined Army in November as the assistant strength and conditioning coach at West Point...Aided with an offseason Strongman competition as part of the training program.

**2004-05: (with Rhein Fire)** Held the head strength and conditioning post with NFL Europe's Rhein Fire for two seasons...Helped train former Ravens TE Daniel Wilcox and LB James Harrison, among other NFL players.

**2003-05: (with Baltimore)** Entered NFL ranks as a strength and conditioning intern before becoming a part-time assistant in his first stint with the Ravens.

**2001: (with Bloomsburg)** Worked as a volunteer DBs coach in his first coaching experience...Helped lead the Huskies to a 6-0 record in the Pennsylvania State Athletic Conference en route to a league title.

**COLLEGE:** Played four years at Bloomsburg University, where as a defensive back, was part of a PSAC Championship team and Division II national runner-up in 2000...Earned a bachelor's degree in exercise science and a master's in exercise physiology.

**PERSONAL:** Attended Balboa (Panama) HS, where he lettered in football (defensive back) and basketball...Traveled to Puerto Rico where he participated in All-Star games in both sports...Barnett's father was a senior master sergeant in the U.S. Air Force who retired in 2011 after serving for 28 years... His family resides in Hampton (VA).

#### COACHING BACKGROUND

YEARS	COLLEGE/PRO TEAM	POSITION
2001	Bloomsburg University	Defensive Backs (Volunteer)
2003-05	Baltimore Ravens	Strength & Conditioning (Intern/Part-Time)
2004-05	Rhein Fire (NFL Europe)	Strength & Conditioning
2005	U.S. Military Academy	Assistant Strength & Conditioning
2006-11	Minnesota Vikings	Assistant Strength & Conditioning
2012	University of Kansas	Assistant Strength & Conditioning
2012-14	Baltimore Ravens	Assistant Strength & Conditioning







BALTIMORE  
RAVENS

# CLARENCE BROOKS

## DEFENSIVE LINE COACH

**COLLEGE:** MASSACHUSETTS  
**BORN:** 5/20/51, NEW YORK CITY, NY  
**EXP. (NFL/RAVENS):** 22/10

Clarence Brooks ("C.B."), now in his 10th year guiding the Ravens' tough and stingy defensive line, was one of six assistant coaches retained by head coach John Harbaugh in 2008. The Brooks-led defensive front has been anchored by five-time Pro Bowl NT Haloti Ngata since 2006. During that span, the Ravens have allowed the NFL's fewest rushing TDs (63) and the NFL's third-fewest rushing yards per game (93.1 ypg). For the team's first 16 years (1996-2011), Baltimore held opponents to under 4.0 yards per rush, ranking as the longest streak in NFL history. (Ravens allowed 4.0 ypr in 2012 and then 3.8 ypr in 2013.) In 2013, the Ravens permitted 7 rushing scores the league's fifth fewest, and finished 11th overall in rushing yards allowed (105.4 ypg). In 2011, the Ravens ranked No. 2 in rush defense (92.6 ypg), marking the sixth-consecutive campaign Baltimore ranked in the Top 5 in rushing defense (2006-11). In 2010, the Ravens allowed only 5 rushing TDs, tying (Pittsburgh) for fewest in the NFL. A year before that (2009), the Ravens had the NFL's stingiest defense against the run, allowing 3.4 yards per rush. In each of Brooks' first seven full seasons in Baltimore (2005-11), the Ravens' defense ranked in the Top 10 in total yards allowed. In his second year (2006), the defense ranked No. 1 (264.1 ypg), while finishing second overall in 2008 (261.1 ypg). Prior to his 2005 arrival in Baltimore, Brooks coached successful NFL D-line units in Miami, Cleveland and Chicago. He was also instrumental in the notable "Desert Swarm" defense at the University of Arizona, which led the nation in scoring defense in 1992.

**2005-13: (with Baltimore) 2013:** NT Haloti Ngata earned his fifth-straight Pro Bowl on a defense that allowed the NFL's

fifth-fewest rushing TDs (7)...Baltimore also had the league's 11th-ranked rushing defense (105.4 ypg) and finished third in third-down defense (33.5%)...The Ravens held their opponents (3.8 ypc) to under 4.0 ypc for the 17th time in the team's 18 years in Baltimore...Ngata upped his career tackles total to 496, the ninth most in franchise history. **2012:** D-line was led by Ngata, who earned his fourth-straight Pro Bowl...Ravens were the NFL's No. 2 red zone defense, allowing a 43.4% TD efficiency mark...Although the defense was mired by injuries all year, it finished strong (in final six weeks, unit allowed NFL's fourth-fewest yards per game - 299.0) en route to the Super Bowl XLVII victory. **2011:** D-line helped the team allow the third-fewest points (16.6 ppg) in the NFL for the fourth-consecutive year, tying a league mark for ranking in the Top 3...Unit was No. 3 overall, including second against the rush (92.6 ypg). **2010:** Defense allowed only 16.9 points per game, the NFL's third-best mark...Five rushing TDs permitted tied (Pittsburgh) for NFL's fewest. **2009:** Defense ranked No. 3 overall (300.5 ypg) and fifth against the run (93.3 ypg)...Ravens allowed an NFL-best 3.4 yards per rush and the third-fewest points per game (16.3)...Ngata earned his first Pro Bowl honor. **2008:** Defense ranked second overall (261.1 ypg) and third against the run (81.4 ypg), all without the team's third all-time leading tackler and starting NT Kelly Gregg, who missed the entire season due to a knee injury...Ngata was a second-team *Associated Press* All-Pro and Pro Bowl first alternate...Top reserve DE Dwan Edwards also spent the year on IR (back)...DT Justin Bannan filled in admirably for Gregg, posting a career-high 56 tackles and his first-career INT...Team did not allow a 100-yard rusher, extending the streak to 35-straight games. **2007:** Defense ranked second against the

### COACHING BACKGROUND

YEARS	COLLEGE/PRO TEAM	POSITION
1976-80	Massachusetts	Defensive Ends
1981-86	Syracuse	Outside LBs
1987-89	Syracuse	Defensive Line
1990-92	University of Arizona	Defensive Line
1993-98	Chicago Bears	Defensive Line
1999	Cleveland Browns	Defensive Line
2000-04	Miami Dolphins	Defensive Line
2005-14	Baltimore Ravens	Defensive Line



# CLARENCE BROOKS

rush (79.3 ypg) and sixth overall in total defense (301.6 ypg)... The dynamic duo of Gregg (111) and Ngata (94) notched 205 tackles, surpassing DEs Michael McCrary (103) and Rob Burnett's (97) team-record 200 by a D-line tandem in 2000... Gregg made a career-high 111 tackles, adding 3 sacks, while earning his second-straight *USA Today* All-Joe honor... Ngata, in his second year, produced another stellar season with a career-high 94 tackles and 3 sacks, also making the All-Joe Team. **2006:** Defense ranked first in points allowed per game (12.6)... Baltimore was also first in total defense (264.1 ypg); first inside the 20 (33.3% TDs allowed); allowed the fewest third down conversions (28.8%) and fewest first downs (236); first in turnover differential (+17); and second in sacks (60 to SD's 61)... DE Trevor Pryce registered 13 sacks to lead the Ravens' strong pass rush... Gregg led the D-line with 101 tackles and returned a fumble a career- and franchise-long 59 yards vs. Oak... Ngata, who was named to the NFL's All-Rookie Team, started all 16 games, snagging his first-career INT in the season opener at Tampa (9/10), returning it 60 yards. **2005:** Defense excelled, finishing second in the AFC and fifth in the NFL (284.7 ypg)... Starting RBs were held to under 100 yards 12 times and under 65 yards eight times... The 4.6 yards allowed per play was third in the NFL... Baltimore allowed the fourth-fewest first downs in the AFC (17.7 per game)... Finished first in the AFC and second in the NFL in yards allowed per pass play (5.63)... Ravens finished third in the AFC in third-down efficiency, allowing opponents to convert on just 36.1% of their opportunities.

**2000-04: (with Miami)** As Miami's D-line coach, Brooks helped lead a Dolphins' defense that recorded at least 44 sacks three times and averaged nearly 3 sacks a game over a four-year span... The Dolphins finished in the Top 5 in run defense two years straight (2002-03). **2004:** D-line recorded 28 of the team's 36 sacks... Ranked second in NFL passing defense (162.0 ypg)... Miami forced the second-most three-and-out series (58) in the league. **2003:** Pro Bowl DE Adewale Ogunleye's 15 sacks and Jason Taylor's 13 gave Miami the top sack tandem in the NFL... The defense allowed a run average of only 90.8 ypg. **2002:** Miami was second in the AFC and tied for fourth in the NFL with 47 sacks, the third-highest total in club history... The D-line accounted for 41.5 QB drops, including 18.5 by Taylor and 9.5 by Ogunleye, making them the most productive sack tandem in the NFL... Taylor's sack total led the league and tied a franchise single-season record...

**Baltimore selected NT Haloti Ngata (right) 12th-overall in the 2006 NFL Draft. Since then, the Ravens have been stout against the run, allowing the NFL's fewest rushing TDs (63) and the NFL's third-fewest rushing yards per game (93.1 ypg). Baltimore has a history of strong run defense, and with the five-time Pro Bowler's help, the Ravens have remained consistently sturdy on the ground.**

Dolphins tied for fifth in the NFL in run defense (97.1 ypg). **2000:** DEs Trace Armstrong (16.5) and Taylor (14.5) combined for 31 sacks, ranking the duo first in Dolphins history and first in the NFL.

**1999: (with Cleveland)** Served as the defensive line coach.

**1993-98: (with Chicago)** Team averaged 34.2 sacks per year.

**1995:** Ranked fifth against the pass. **1993:** Ranked fourth in the NFL in total yards allowed and third in passing yards.

**1994:** Ranked fifth in the league in passing yards.

**1990-92: (with University of Arizona)** As D-line coach, was instrumental in its "Desert Swarm" defense, which led the nation in scoring defense in 1992.

**1981-89: (with Syracuse)** Tutored OLBs for the first six years... Named D-line coach for final three... He also worked in Dallas' training camp as part of a minority coaching fellowship program in 1989.

**1976-80: (with Massachusetts)** First full-time coaching post came in 1976, overseeing the defensive ends.

**COLLEGE:** Was a guard at the University of Massachusetts from 1970-72 and team captain in his final season... Earned All-Conference and All-East honors on the O-line... Earned a bachelor's degree in sociology.

**PERSONAL:** Attended New Bedford (MA) HS, where he lettered in football and track and field... Clarence and his wife, Justa, have a son, Jason, and a daughter, Adrienne... Jason, who is the defensive secondary coach at Florida International, was an assistant on the Ravens' coaching staff for four seasons (2009-12)... Clarence became a first-time grandfather to Aviana, who was born in 2012.





BALTIMORE  
RAVENS

## JUAN CASTILLO OFFENSIVE LINE COACH

**COLLEGE:** TEXAS A&I  
**BORN:** 10/8/59, PORT ISABEL, TX  
**EXP. (NFL/RAVENS):** 20/2

Juan Castillo, a 33-year coaching veteran, is in his second season with the Ravens and his first as the team's offensive line coach. In 2013, Castillo was the Ravens' run game coordinator after originally joining the team as a consultant prior to Super Bowl XLVII in January 2013. He worked with an offensive line that helped QB Joe Flacco set career highs in attempts (614), completions (362) and passing yards (3,912) during the 2013 season. Castillo, who served in various roles for 18 seasons with the Philadelphia Eagles, spent the majority of his final two years (2011-12) as the Eagles' defensive coordinator. Under his tutelage, Philadelphia's defense led the NFL with 50 sacks, ranking eighth in yards allowed (324.9 ypg) and 10th in points allowed (20.5 ppg) in 2011. Castillo spent his first 16 NFL seasons coaching the Eagles' offense as the offensive line coach (1998-2010), tight ends coach (1997) and as an offensive assistant (1995-96). In 2010, Philadelphia's offense set franchise records in total points (439), total net yards (6,230) and yards per rush (5.4, the NFL's top mark). With each of the team's primary running backs averaging more than 5.0 yards per attempt, the Eagles became the first team in NFL history to average at least 4.0 yards per carry in all 16 regular season games, helping LT Jason Peters earn his second-straight Pro Bowl nod. Under Castillo, four Eagles linemen earned their first-career Pro Bowl honors: T Tra Thomas, G Jermaine Mayberry, T Jon Runyan and G Shawn Andrews, while Ravens RG Marshal Yanda earned his third Pro Bowl under Castillo's guidance in 2013. Philadelphia drafted three offensive linemen under Castillo in the first round: Mayberry (1996), Thomas (1998) and Andrews (2004). Castillo also helped recruit and develop five undrafted players that were molded into multi-year starters along the Eagles' offensive

line. During his tenure as an Eagles' assistant, Philadelphia earned 11 playoff berths, six division titles, one conference championship and an appearance in Super Bowl XXXIX. He is one of a few coaches in league history of Hispanic descent, while his fluency in Spanish has allowed him to promote the game to a Spanish-speaking audience. In 2002, Castillo and his wife, Zaida, were invited by then-President George W. Bush for a Cinco de Mayo celebration at the White House.

**2013: (with Baltimore)** Acted as the Ravens' run game coordinator after originally joining the team as a consultant prior to Super Bowl XLVII in January 2013. **2013:** Worked with an offensive line that helped QB Joe Flacco set career highs in attempts (614), completions (362) and passing yards (3,912), also becoming the first player in franchise history to throw for 20,000 career yards (21,545)...RB Ray Rice (9,214) surpassed RB Jamal Lewis (9,166) as the Ravens' all-time leader in total yards from scrimmage...G Marshal Yanda started all 16 games on the O-line and earned his third-consecutive Pro Bowl nod.

**1995-2012: (with Philadelphia)** Spent his first 18 NFL seasons as an assistant with the Eagles, including two as defensive coordinator (2011-12) and 13 as the team's offensive line coach (1998-2010). **2011:** Held his first post as an NFL defensive coordinator and guided a unit that led the NFL in sacks (50) and TFL, and also ranked in the Top 10 in yards allowed (324.9 ypg) and points allowed (20.5)...In the season's final 11 contests, Philadelphia held its opponents to 17.8 points per game and 312.5 yards per contest, while forcing 19 turnovers. **2010:** Guided an offensive line that helped create 5.4 yards per rush, the league's top mark...Philadelphia's offense was second in net yards (389.4 ypg) and third in points per game

### COACHING BACKGROUND

YEARS	COLLEGE/PRO TEAM	POSITION
1982-85	Texas A&M-Kingsville	Linebackers/Defensive Line
1986-89	Kingsville (TX) HS.	Defensive Coordinator/Defensive Backs
1990-94	Texas A&M-Kingsville	Offensive Line
1995-96	Philadelphia Eagles	Offensive Assistant
1997	Philadelphia Eagles	Tight Ends
1998-2010	Philadelphia Eagles	Offensive Line
2011-12	Philadelphia Eagles	Defensive Coordinator
2013	Baltimore Ravens	Run Game Coordinator
2014	Baltimore Ravens	Offensive Line





# JUAN CASTILLO

(27.4)...QB Michael Vick had 9 rushing TDs, a league high among signal callers. **2007:** O-line blocked for RB Brian Westbrook, who set a franchise record with 2,104 scrimmage yards and finished third in the NFL with a career-high 1,333 rushing yards...Eagles rushing attack finished second by averaging 4.7 yards per carry. **2006:** Philadelphia's offense ranked second overall (381.4 ypg), including the third-best net passing attack (257.4 ypg). **2003:** Offensive line helped create 23 rushing TDs, the NFL's second most...Ground game created 4.8 yards per carry, the league's fifth-best mark. **1999:** Along with Ravens head coach John Harbaugh, was one of four coaches to be retained from Ray Rhodes' staff by former head coach Andy Reid when he took over the Eagles. **1997:** Coached the tight ends. **1995:** Joined the Eagles as an offensive assistant in his first NFL coaching capacity.

**1990-94: (with Texas A&M-Kingsville)** Served as the offensive line coach for the Javelinas, where he helped develop five players into Division II All-Americans, including four future NFL players: G Jermaine Mayberry, G Jorge Diaz, C Kevin Dogins and T Earl Dotson...Also participated in NFL summer internships with Tampa Bay (1994), Seattle (1993) and Buffalo (1992).

**1986-89: (with Kingsville (TX) HS)** Held a four-year post as the team's defensive coordinator/defensive backs coach.

**1982-85: (with Texas A&M-Kingsville)** Began his coaching career as a graduate assistant at his alma mater, specializing in work with the defensive line/linebackers.

**COLLEGE:** Earned a bachelor's degree in health/kinesiology in 1986 and a master's in education administration in 1990 from Texas A&I (now Texas A&M-Kingsville), where he was a three-year letterman (1978-80) at linebacker for the Javelinas.

**PERSONAL:** Attended Port Isabel (TX) HS, where he was an All-State linebacker...Following college, Castillo spent two seasons (1984-85) with the USFL's San Antonio Gunslingers as a linebacker before moving to the coaching ranks...On July 4, 2009, Port Isabel, TX celebrated "Juan Castillo Day," in which Castillo received a key to the city...Juan and his wife, Zaida, have four sons: Gregory, who played cornerback at Iowa, John, who was a cross country/distance runner at Villanova, Andres, and Antonio.

## THE M&T ADVANTAGE

Entering the 2014 campaign, the Ravens have won 30 of their last 35 regular season home games under John Harbaugh. From 2008-13, the Ravens were 39-9 in games played in Baltimore, ranking as the NFL's second-best home mark.

### NFL'S BEST REGULAR SEASON HOME RECORDS (John Harbaugh Era / From 2008-13)

Rk.	Team	Record	Pct.
1.	New England Patriots	42-6	.875
2.	<b>Baltimore Ravens</b>	<b>39-9</b>	<b>.813</b>
3.	New Orleans Saints	37-11	.771
4.	Green Bay Packers	36-11-1	.760
5.	Atlanta Falcons	36-12	.750





BALTIMORE  
RAVENS

## BILL DELORBE CROSS TRAINING SPECIALIST

**COLLEGE:** ST. MARY'S COLLEGE  
**BORN:** 10/23/79, SAN FRANCISCO, CA  
**EXP. (NFL/RAVENS):** 1/1

Bill DeLorbe, the team's cross training specialist, is in his first year with the Baltimore Ravens. It's also his first year of coaching in the NFL. Prior to joining the Ravens during the offseason, DeLorbe spent 10 years as a personal trainer with the Maryland Athletic Club. Alongside strength and conditioning coach Bob Rogucki and assistant strength and conditioning coach Juney Barnett, DeLorbe works with the players during the offseason conditioning program, organized team activities and training camp to help prepare them for the rigors of the NFL season. He focuses on exercises for core strength and increased flexibility and continues training players throughout the season.

**2014: (with Baltimore)** Entered the NFL coaching ranks with the Ravens as the team's cross training specialist... DeLorbe uses a variety of cross training tools to help players strengthen their core and increase their flexibility.

**COLLEGE:** Earned a bachelor's degree in math in from St. Mary's College in southern Maryland.

**PERSONAL:** Attended Mt. Pleasant (Wilmington, DE) HS...Bill and his wife, Megan, have a two-year-old son, Will.

### COACHING BACKGROUND

YEARS	COLLEGE/PRO TEAM	POSITION
2014	Baltimore Ravens	Cross Training Specialist



## SHUTOUT CITY



Since 2000, Baltimore's "D" has tied (Seattle) to produce the NFL's most shutouts, blanking opponents nine times. The Ravens' last shutout came on Nov. 16, 2009 in a 16-0 win at Cleveland on Monday Night Football.

### NFL SHUTOUT LEADERS (2000-13)

Rk.	Team	Shutouts
1.	Baltimore Ravens	9
	Seattle Seahawks	9
3.	New England Patriots	8
	Pittsburgh Steelers	8



BALTIMORE  
**RAVENS**

## RICK DENNISON QUARTERBACKS

**COLLEGE:** COLORADO STATE  
**BORN:** 6/22/58, KALISPELL, MT  
**EXP. (NFL/RAVENS):** 20/1

Rick Dennison is in his first year as the Ravens' quarterbacks coach. A 20-year NFL coaching veteran, Dennison served the past four seasons (2010-13) on Gary Kubiak's staff as Houston's offensive coordinator. He helped create a prolific offense with the Texans, which during his four-season tenure ranked eighth in total net yards (369.5 ypg), sixth in rushing (130.6 ypg) and 13th in passing (239.0 ypg). Houston produced an NFL-best 29 individual 100-yard rushing performances, ranked fifth in the NFL with 64 rushing touchdowns and registered three of the best rushing seasons in franchise history during Dennison's tenure. Prior to joining Houston in 2010, Dennison spent his entire NFL career with the Denver Broncos – first as a player from 1982-90 and then as a coach from 1995-2009.

**2010-13: (with Houston)** Spent four seasons under Gary Kubiak as the offensive coordinator, helping the Texans rank in the Top 10 in total offense and rushing offense during that span. **2013:** Helped guide WR Andre Johnson, who earned his seventh Pro Bowl nod and became the second player in NFL history to record more than 100 receptions and 1,400 yards in the same season four times in a career...Johnson ranked third in the NFL with 109 receptions and was seventh in the league with 1,407 yards receiving...With 927 career receptions, Johnson ranks 14th all time in the NFL entering 2014...Rookie WR DeAndre Hopkins posted 52 receptions for 802 yards, the second-highest marks for a rookie in franchise history, en route to earning *PFWA* All-Rookie Team honors. **2012:** The Texans' offense set a franchise record by scoring 26.0 points per game and ranked seventh in the NFL in total net yards (372.1 ypg)...Seven offensive players earned Pro

Bowl honors, including Johnson, who led the AFC with 1,598 receiving yards...RB Arian Foster led the NFL in touchdowns (17) for the second time in three seasons and ranked second in the AFC with 1,424 rushing yards...QB Matt Schaub eclipsed the 4,000-yard passing mark for the third time in his career and second under Dennison. **2011:** Dennison's offense set franchise marks with 2,448 rushing yards (153.0 ypg), ranking second in the NFL...Texans also led the NFL in time of possession (32:41) and set a franchise record for fewest interceptions thrown in a season (9)...Rookie QB T.J. Yates was called upon to lead the unit late in the season, which suffered season-ending losses to Schaub and QB Matt Leinart...Two different Texans each rushed for more than 900 yards for the first time in club history (Foster – 1,224 and RB Ben Tate – 942). **2010:** In his first year with Houston, the Texans' offense ranked third in total yards (386.6 ypg) and seventh in rushing (127.6), including a league-high 20 rushing touchdowns...Houston also had the NFL's fourth-ranked passing attack (259.0 ypg)...The offense's total yards and rushing yards were franchise marks, as were the total points scored (390)...Foster became the Texans' first NFL rushing and scoring leader with a club-record 1,616 rushing yards and 18 touchdowns.

**1995-2009: (with Denver)** Spent 15 seasons as a coach with the Broncos after a nine-year (1982-90) playing career as a LB in Denver...Dennison's first stint as an NFL offensive coordinator came with the Broncos (2006-08) after his predecessor, Gary Kubiak, left for the head-coaching job with the Texans...Dennison's offenses averaged 350.5 net yards per game and rushed for 124.4 yards per contest and

### COACHING BACKGROUND

YEARS	COLLEGE/PRO TEAM	POSITION
1992-94	Suffield (Conn.) Academy	Assistant
1995-96	Denver Broncos	Offensive Assistant
1997-2000	Denver Broncos	Special Teams
2001-05	Denver Broncos	Offensive Line
2006-08	Denver Broncos	Offensive Coordinator
2009	Denver Broncos	Offensive Line
2010-13	Houston Texans	Offensive Coordinator
2014	Baltimore Ravens	Quarterbacks





# RICK DENNISON

4.6 yards per carry...He coached the Broncos' offensive line from 2001-05 and again in 2009...Led Denver's special teams unit from 1997-2000 and helped the Broncos to back-to-back Super Bowl titles in 1997-98. **2009:** Began his second stint coaching the Broncos' offensive line. **2008:** Denver finished second in the NFL with 6,333 total yards (395.8 ypg) and allowed a franchise-record-low 12 sacks. **2006:** Took over as Denver's offensive coordinator after Kubiak was named head coach of the Texans. **2005:** Guided an offensive line that finished third in the NFL with 23 sacks allowed. **2004:** Denver's offensive line was third in the NFL after allowing just 15 sacks on the season. **2003:** Behind the O-line, RB Clinton Portis earned his first Pro Bowl after rushing for over 1,500 yards for the second-consecutive season...Portis finished fifth in the NFL with a career-high 1,591 yards and 14 TDs. **2002:** Portis earned AP NFL Rookie of the Year honors after rushing for 1,508 yards and a career-high 15 TDs. **1998:** In his second season leading special teams, Dennison helped guide the Broncos to their second-straight World Championship with a victory in Super Bowl XXXIII. **1997:** After three Super Bowl appearances as a player, Dennison won his first world title in his first season as special teams coach with Denver in Super Bowl XXXII. **1995:** Began his NFL coaching career as an offensive assistant for two seasons with the Broncos before being named special teams coach.

**1992-94: (with Suffield Academy)** Dennison began his coaching career at the high school level, spending three seasons with Suffield (CT) Academy.

**COLLEGE:** Attended Colorado State, where he earned three varsity letters at LB and was a second-team Academic All-American as a senior...Earned a bachelor's degree in civil engineering in 1979, followed by a master's degree in the same field in 1982 from CSU.

**PERSONAL:** Born June 22, 1958 in Kalispell, MT, Dennison attended Rocky Mountain (Fort Collins, CO) HS, where he lettered in football, basketball and baseball...Dennison joined the Denver Broncos in 1982 as an undrafted free agent and played linebacker for nine seasons, appearing in 128 games (52 starts) and three Super Bowls (XXI in 1986, XXII in 1987 and XXIV in 1989)...He received the team's Ed Block Courage Award in 1989...Dennison's father, George, was president of the University of Montana before retiring in July 2010...Rick and his wife, Shannon, have five children: sons Joseph, Steven, and Trey, and twin daughters, Abrynn and Allie.

## RAVENS FLOURISH WITH FLACCO

From 2010-13, Rick Dennison coordinated Houston's offense under Gary Kubiak, placing among the NFL's Top 10 in rushing and passing in three of those four seasons. In 2014, Dennison coaches the Ravens' quarterbacks, who are led by Super Bowl XLVII MVP Joe Flacco. In 2013, Flacco set single-season career highs in passing yards (3,912), attempts (614) and completions (362).

### RAVENS SINGLE-SEASON PASSING YARDS

Rk.	Player (Year)	Cmp-Att	Pct.	Yards	TD
1.	V. Testaverde ('96)	325-549	59.2	4,177	33
2.	<b>Joe Flacco ('13)</b>	<b>362-614</b>	<b>59.0</b>	<b>3,912</b>	<b>19</b>
3.	<b>Joe Flacco ('12)</b>	<b>317-531</b>	<b>59.7</b>	<b>3,817</b>	<b>22</b>
4.	<b>Joe Flacco ('10)</b>	<b>306-489</b>	<b>62.6</b>	<b>3,622</b>	<b>25</b>
5.	<b>Joe Flacco ('09)</b>	<b>315-499</b>	<b>63.1</b>	<b>3,613</b>	<b>21</b>

### 300-YARD PASSING GAMES (Ravens History)

Rk.	Player	Games
1.	<b>Joe Flacco (2008-13)</b>	<b>16</b>
2.	Vinny Testaverde (1996-97)	8
3.	<i>Several players tied</i>	2



### CONSECUTIVE GAMES PLAYED (Current QB Streaks)

Rk.	Player	Games
1.	Eli Manning (NYG)	151
2.	Philip Rivers (SD)	129
3.	<b>Joe Flacco (Bal.)</b>	<b>96</b>



BALTIMORE  
**RAVENS**

## BOBBY ENGRAM WIDE RECEIVERS COACH

**COLLEGE:** PENN STATE  
**BORN:** 1/7/73, CAMDEN, SC  
**EXP. (NFL/RAVENS):** 16/1 (14 PLAYING / 2 COACHING)

Bobby Engram, the longtime NFL wideout, is in his first year as the Ravens' wide receivers coach. Engram guides a young and developing WRs corps led by standout Torrey Smith, who set a career high with 1,128 receiving yards in 2013. Engram arrived in Baltimore after serving in the same role at the University of Pittsburgh for two seasons (2012-13). In his first year with the Panthers, two of Engram's receivers (Mike Shanahan and Devin Street) earned All-Big East honors, the first time in school history the feat had been accomplished in the same season. Both players had the best statistical production of their careers. Shanahan tallied 983 yards on 62 receptions, while Street had 975 yards on 73 catches, nearly giving Pitt an unprecedented two 1,000-yard receivers in the same season. In 2011, Engram entered the coaching ranks with the San Francisco 49ers as an offensive assistant. Engram's successful NFL career spanned 14 seasons (1996-2009) and three teams (Chicago, Seattle and Kansas City). Originally a second-round draft pick by the Bears, Engram played in 176 career games, totalling 650 receptions for 7,751 yards and 35 touchdowns.

**2012-13: (with University of Pittsburgh) 2013:** Engram guided WR Tyler Boyd to a record-breaking freshman season...Boyd (85 catches for 1,174 yards) earned All-ACC and Freshman All-American honors while breaking freshman school receiving records previously held by Arizona Cardinals Pro Bowl WR Larry Fitzgerald. **2012:** In his first season as the Panthers' wide receivers coach, two of Engram's wide receivers (Mike Shanahan and Devin Street) earned All-Big East honors in the same season, the first time in school history the feat had been accomplished...Both players each nearly tallied 1,000

receiving yards (Shanahan, 62 catches for 983 yards and Street, 73 catches for 975 yards).

**2011: (with San Francisco)** Entered the coaching ranks as an offensive assistant under first-year head coach Jim Harbaugh and the 49ers, who earned a trip to the NFC Championship game.

**NFL PLAYER (1996-2009):** Engram, who was a 1996 second-round pick (No. 52 overall) out of Penn State by the Bears, spent five seasons in Chicago...In 2001, he signed as a free agent with the Seahawks and played eight seasons (2001-08) in Seattle, before finishing his career with the Kansas City Chiefs (2009)...In 176 games (113 starts), he compiled 650 receptions for 7,751 yards and 35 touchdowns...Engram also played in nine NFL postseason contests, including Super Bowl XL (2005) when as a member of the Seahawks, posting 6 catches for 70 yards against the Pittsburgh Steelers. **2009: (with KC)** Played in his final NFL season with the Chiefs. **2001-08: (with Sea.)** Engram totalled 4,859 yards on 399 receptions and 18 TDs in Seattle. **2007:** Had his best year, setting career highs with 94 receptions and 1,147 receiving yards and tied his career high with 6 TDs...The 94 catches are a Seahawks' single-season record. **2005:** Voted as Seattle's recipient of the Ed Block Courage Award. **1996-2000: (with Chi.)** In his first five seasons in the NFL, Engram had 246 catches for 2,831 yards and 17 TDs for the Bears.

**COLLEGE:** The most prolific and decorated receiver in Penn State football history and the inaugural recipient (1994) of the Biletnikoff Award as the nation's top receiver, Bobby was a three-time All-American and three-time All-Big Ten

### COACHING BACKGROUND

YEARS	COLLEGE/PRO TEAM	POSITION
2011	San Francisco 49ers	Offensive Assistant
2012-13	University of Pittsburgh	Wide Receivers
2014	Baltimore Ravens	Wide Receivers



# BOBBY ENGRAM

selection from 1993-95 for the Nittany Lions...Penn State earned a 31-5 record during that span...During his award-winning junior season (1994), Engram caught 52 passes for 1,029 yards (19.8 avg.) and 7 TDs...Engram is the only player in Penn State history to twice compile 1,000 receiving yards in a season (1994 and 1995)...Nearly two decades after his final collegiate season, Engram still ranks as the Nittany Lions' all-time leader in receiving yards (3,026), receiving touchdowns (31) and 100-yard receiving games (16)...Ranks second in receptions (167) behind Deon Butler (179)...Also

ranks second in school history with 786 career punt return yards...Graduated from Penn State with a degree in exercise and sport science in 1995.

**PERSONAL:** Born and raised in Camden, SC, Bobby attended Camden (SC) HS, where he was a three-time All-State selection at wide receiver...Established the "Bobby Engram Foundation," which aids in the research of sickle cell anemia...He and his wife, Deanna, have two daughters, Bobbi and Phoebe, and two sons, Dean and Trey.

## PEDIGREE OF PROMISE

Bobby Engram, who joined Baltimore's coaching staff after spending the previous two seasons (2012-13) at the University of Pittsburgh in the same capacity, has thrived in developing young wide receivers, seeing Pitt's top targets enjoy remarkable success last year. With his return to the NFL coaching spectrum, Engram guides young WRs Torrey Smith and Marlon Brown, as well as six-time Pro Bowler Steve Smith, Sr.



WR Torrey Smith (left) ranks first in Ravens franchise history in yards-per-catch average, posting a 17.2 mark over the three seasons in which he's caught 164 passes for 2,824 yards and 19 TDs. Dating back to 2011, his 17.2 average ranks fifth in the NFL.

### NFL AVERAGE YARDS-PER-CATCH LEADERS (2011-13)

Rk.	Player	Rec.	Yards	Avg.
1.	Josh Gordon	137	2,451	17.9
2.	Vincent Jackson	210	3,714	17.7
3.	Malcolm Floyd	105	1,819	17.3
	Danario Alexander	63	1,089	17.3
5.	<b>Torrey Smith</b>	<b>164</b>	<b>2,824</b>	<b>17.2</b>

WR Marlon Brown (right) had 7 TD catches in 2013, tying WR Torrey Smith (7 in 2011) for the franchise rookie record. He also tied for the most among all RFAs in 2013.

### MOST TOUCHDOWNS (All-Time Ravens Rookies)

1. **Marlon Brown (2013)** ..... 7  
Torrey Smith (2011) ..... 7
3. Jamal Lewis (2000) ..... 6

### MOST TOUCHDOWNS (2013 NFL Rookie Free Agents)

1. **Marlon Brown (Bal.)** ..... 7  
Joseph Fauria (Det.) ..... 7
3. Tim Wright (TB) ..... 5







BALTIMORE  
**RAVENS**

## THOMAS HAMMOCK

### RUNNING BACKS

**COLLEGE:** NORTHERN ILLINOIS  
**BORN:** 7/7/81, JERSEY CITY, NJ  
**EXP. (NFL/RAVENS):** 1/1

Thomas Hammock is in his first year as the Ravens' running backs coach. An 11-year collegiate coaching veteran, Hammock, 32, joins the NFL ranks after spending the past three seasons (2011-13) as the University of Wisconsin's assistant head coach/running backs coach/recruiting coordinator. Under Hammock, the Badgers ranked third nationally in rushing yards per attempt (5.7), fourth in rushing touchdowns (121) and seventh overall in rushing yards per game (251.1 ypg), with each category also leading the Big Ten during his three-year span. Hammock has coached the country's leading rusher twice during his career. In addition to guiding Wisconsin RB Montee Ball to a nation-leading 1,923 rushing yards in 2011, Hammock also coached Northern Illinois' Garrett Wolfe, who in 2006 registered an NCAA-best 1,928 rushing yards (148.3 ypg). Wolfe concluded his collegiate career as the NCAA's all-time leader in yards per carry (6.40 – minimum 780 rushes) and ranked fourth in career rushing (156.5 ypg), becoming one of four players in college football history to post at least 1,500 rushing yards in three different seasons. Ball was selected by the Denver Broncos in the second round of the 2013 NFL Draft, while Wolfe was chosen by the Chicago Bears in the 2007 NFL Draft's third round. Prior to his time with the Badgers, Hammock coached at the University of Minnesota from 2007-10, serving as its running backs coach all four seasons and also as co-offensive coordinator in 2010. Hammock guided the running backs at his alma mater, Northern Illinois, from 2005-06 following two years (2003-04) as a graduate assistant at Wisconsin.

**2011-13: (with Wisconsin)** In three seasons as Wisconsin's running backs coach, the Badgers ranked third nationally in rushing yards per attempt (5.7), fourth in rushing touchdowns (121) and seventh in rushing yards per game (251.1), also leading the Big Ten in each of those categories...UW running backs also amassed 40 games with over 100 rushing yards, the most in the country during that span. **2013:** Wisconsin ranked eighth nationally after averaging 283.8 rushing yards per game en route to rushing for a school-record 3,689 yards...The Badgers also set an NCAA-high and school standard for individual 100-yard rushing performances in a season (20)...Despite losing RB Montee Ball to the NFL Draft, Wisconsin's running game continued to flourish behind senior RB James White, sophomore RB Melvin Gordon and true freshman RB Corey Clement...Gordon and White each earned second-team All-Big Ten honors, while Gordon was named a semifinalist for both the Maxwell Award (nation's top player) and Doak Walker Award (top RB)...Clement added 547 rushing yards and 7 rushing TDs...Gordon (1,609) and White (1,444) set the all-time NCAA record for rushing yards by a pair of teammates in a season, combining for 3,053 yards...The tandem made Wisconsin the nation's only team to produce multiple running backs that averaged more than 100 yards per game...Gordon became the fastest player in school history to eclipse 1,000 rushing yards. **2012:** Wisconsin rushed for 236.4 yards per game, the nation's 13th-best mark...Badgers were one of three teams in the nation with three backs who each rushed for over 550 yards...Ball became the NCAA's all-time leader in rushing touchdowns (77) and won the Doak Walker Award as the nation's top

#### COACHING BACKGROUND

YEARS	COLLEGE/PRO TEAM	POSITION
2003-04	Wisconsin	Graduate Assistant - Offense
2005-06	Northern Illinois	Running Backs
2007-09	Minnesota	Running Backs
2010	Minnesota	Co-Offensive Coordinator/RBs
2011-13	Wisconsin	Asst. HC/RBs/Recruiting Coordinator
2014	Baltimore Ravens	Running Backs



# THOMAS HAMMOCK

running back after producing 1,830 rushing yards (second in the NCAA in 2012) and 22 ground scores...Ball also earned his second-consecutive Ameche-Dayne Big Ten Running Back of the Year award. **2011:** In Hammock's first year coaching running backs at Wisconsin, the Badgers ranked 11th nationally after averaging 235.6 yards per contest... Hammock helped Ball lead the nation in rushing yards (1,923) and tie Barry Sanders' NCAA single-season TDs record (39), with Ball being named a Heisman Trophy finalist...Ball also earned the Big Ten's Graham-George Offensive Player of the Year Award and was a consensus first-team All-America selection.

**2007-10: (with Minnesota)** In 2010, after three seasons (2007-09) as running backs coach, Hammock was named the Gophers' co-offensive coordinator. **2010:** Minnesota moved up 26 spots nationally in rushing and 34 spots in total offense...Took over play-calling duties for the final five contests following a mid-season coaching transition... Helped the team secure wins in its final two games, including its first rivalry win in four years, defeating Iowa for the Floyd of Rosedale trophy.

**2005-06: (with Northern Illinois)** Spent two seasons as NIU's RBs coach in his first full-time coaching role... Hammock guided Huskies RB Garrett Wolfe, who concluded his collegiate career as the NCAA's all-time leader in yards per carry (6.40 – minimum 780 rushes) and ranked fourth in career rushing (156.5 ypg)...Wolfe was selected by the

Chicago Bears in the 2007 NFL Draft's third round and is one of four players in college football history to post at least 1,500 rushing yards in three different seasons. **2006:** Wolfe registered an NCAA-best 1,928 rushing yards (148.3 ypg), and posted over 1,500 rushing yards for the third-consecutive season. **2005:** Despite playing in only nine games, Wolfe rushed for 1,580 yards and 16 TDs in Hammock's first year guiding the running backs.

**2003-04: (with Wisconsin)** Served as an offensive graduate assistant in his first coaching role with the Badgers, helping guide the team to the Music City Bowl (2003) and Outback Bowl (2004).

**COLLEGE:** Played running back at Northern Illinois and finished ninth on the school's all-time rushing list (2,432 yards)...Ran for 1,083 yards – the nation's 12th most – as a sophomore in 2000 and produced 1,095 rushing yards as a junior in 2001...Hammock's senior campaign was derailed due to a potentially life-threatening heart condition in 2002, and though he was forced to stop playing, he became a student coach for NIU, helping Michael Turner tally 1,915 rushing yards, which set a MAC single-season record.

**PERSONAL:** Born in Jersey City, NJ, Hammock earned his bachelor's degree in marketing from Northern Illinois in 2002 and a master's in educational leadership and policy analysis from Wisconsin in 2004...He and his wife, Cheynnitha, have a daughter, Tierra, and a son, Thomas Douglas.

## GROUND GAME GRIT



Thomas Hammock's success at Wisconsin coaching running backs makes him an ideal fit to guide Baltimore's backfield, including the versatile RB Ray Rice, who leads the NFL in yards from scrimmage (9,214) from 2009-13.

### PLAYERS WITH 1,000 RUSHING & 700 RECEIVING YARDS (Single-Season NFL History)

Player (Year)	Rushing	Receiving
Marcus Allen (1984)	1,168	758
William Andrews (1981)	1,301	735
Roger Craig (1985)	1,050	1,016
Marshall Faulk (2001)	1,382	765
Marshall Faulk (2000)	1,359	830
Marshall Faulk (1999)	1,381	1,048
Marshall Faulk (1998)	1,319	908
Steven Jackson (2006)	1,528	806
<b>Ray Rice (2011)</b>	<b>1,364</b>	<b>704</b>
<b>Ray Rice (2009)</b>	<b>1,339</b>	<b>702</b>
LaDainian Tomlinson (2003)	1,645	725
Brian Westbrook (2007)	1,333	771



BALTIMORE  
**RAVENS**

## CHRIS HEWITT

### ASSISTANT SECONDARY COACH

**COLLEGE:** UNIVERSITY OF CINCINNATI  
**BORN:** 7/22/74, KINGSTON, JAMAICA  
**EXP. (NFL/RAVENS):** 3/3

Chris Hewitt is in his first year as the team's assistant secondary coach. He spent his first two seasons with Baltimore helping guide the special teams unit led by Jerry Rosburg, for whom he played at the University of Cincinnati while Rosburg was an assistant. In both of those seasons, the Ravens ranked in the Top 5 of the comprehensive annual special teams report created by Rick Gosselin of *The Dallas Morning News*, finishing fifth in 2013 and second in 2012. (Gosselin's report is recognized by NFL teams as the special teams measuring stick.) Prior to joining the Ravens, Hewitt spent eight seasons as an assistant at Rutgers, where he helped mentor NFL Pro Bowlers RB Ray Rice (Ravens) and DB Devin McCourty (Patriots).

**2012-13: (with Baltimore) 2013:** K Justin Tucker earned his first Pro Bowl nod after producing the second-best field goal success rate (92.7, 38-of-41) in Ravens single-season history...Tucker also set a franchise record with 140 points and kicked 3 game-winning FGs, including a Ravens-record 61-yarder at Detroit...WR/RS Tandon Doss led the NFL in punt return average (15.6)...Ravens were second in kickoff return average (26.4) and third in punt return average (14.2)...Team also posted an NFL-high 20 punt returns of 20-plus yards. **2012:** Pro Bowl RS Jacoby Jones led the NFL in KOR average (30.7) and posted a league-best 2 KOR-TDs...The unit tied a league-best 3 kick return TDs (108- & 105-yard KORs and 63-yard PR)...Jones set a Super Bowl record with his 290 combined yards, including an NFL-record-tying 108-yard KOR-TD.

**2004-11: (with Rutgers) 2010-11:** Was the Scarlet Knights' RBs coach and mentored RB Jawan Jamison, who joined Ray Rice in becoming just the third freshman in Rutgers

history to rush for 200 yards in a game (200, 11/19/11 vs. Cincinnati). **2008-09:** Named the team's CBs coach prior to the 2008 season...Rutgers ranked second in the Big East in pass defense in 2008 (191.3 yards per game) and 2009 (204.5 ypg). **2005-07:** Was director of speed and skill development...Aided by Hewitt's training, Rice set all-time school rushing records with 910 attempts for 4,926 yards, 49 TDs and a long run of 90 yards...From 2005-07, Rice became the first player in Rutgers history to rush for over 1,000 yards in three seasons. **2004:** Joined Rutgers' staff as a graduate assistant.

**2003: (with Notre Dame)** Served as the assistant strength and conditioning coach.

**NFL PLAYER: (1997-99 with New Orleans)** Signed with the Saints as a rookie free agent in 1997 and played in 39 games (four starts)...Played defensive back, serving primarily as a special teams performer...Totaled 29 tackles (22 solo) from scrimmage, 3 sacks, 1 PD, 1 FF and 1 FR...Was a member of the Saints' kickoff coverage team that ranked fifth in the NFL in average opponent starting position (23.8-yard line) in 1998...Recorded 7 special teams tackles (6 solo)...Was named the NFC Special Teams Player of the Week in Week 12 vs. Seattle (11/16/97) after blocking a punt that led to a crucial field goal.

**COLLEGE:** Was a four-year letterman at Cincinnati and a two-time All-Conference USA selection (1995-96) as a DB... Played for Jerry Rosburg, who was the team's LBs, special teams and secondary coach (1992-95), and John Harbaugh, who was the Bearcats' special teams, TEs, OLBs and RBs coach (1989-94) and assistant head coach (1995-96)... Totaled 80 tackles and 2 INTs in his senior season...Earned a bachelor's degree in criminal justice.

#### COACHING BACKGROUND

YEARS	COLLEGE/PRO TEAM	POSITION
2003	Notre Dame	Strength and Conditioning Assistant
2004	Rutgers	Graduate Assistant
2005-07	Rutgers	Dir. of Speed and Skill Development
2008-09	Rutgers	Cornerbacks
2010-11	Rutgers	Running Backs
2012-13	Baltimore Ravens	Assistant Special Teams
2014	Baltimore Ravens	Assistant Secondary





# CHRIS HEWITT

**PERSONAL:** Participated in the NFL's Minority Coaching Fellowship Program, completing training camp stints with the Ravens in 2006 and 2008, the Eagles in 2005 and the Browns in 2001...Played football, basketball and track at

Dwight Morrow (Englewood, NJ) HS...Was born in Kingston, Jamaica before moving to New Jersey when he was 5 years old...Chris and his wife, Tanisha, have three daughters (Azia, Brianna and Christina) and a son (Christopher, Jr.).

## 2013 SPECIAL TEAMS NOTES



Baltimore's kickoff return unit posted the NFL's second-best average (26.4), while the punt return team ranked third (14.2 average) in the league.

After missing four games following an injury in Week 1, **WR/RS Jacoby Jones** (right) was fourth in the NFL with a 28.8 KOR average. He led the team with 31 KORs for 892 yards and 1 TD.

Jones' 77-yard kickoff return for a touchdown (right) in the fourth quarter of the game vs. Min. (12/8) was the third of five lead changes in the final 2:01 of the Ravens' 29-26 victory.

WR/RS Tandon Doss had the league's best punt return average (15.6).

The Ravens posted an NFL-high 20 punt returns of 20-plus yards.

**P Sam Koch** posted career highs in punts (90) and punting yards (4,138), while averaging 46.0 yards per punt (38.9 net).

In 2013, the Ravens' special teams units shined.

In the comprehensive annual special teams report created by Rick Gosselin of *The Dallas Morning News*, the 2013 Ravens ranked fifth in the NFL. (Gosselin's report is recognized by teams as a special teams measuring stick.)

**K Justin Tucker** (left) earned his first Pro Bowl nod following a record-setting season. Tucker set franchise records in FGs made (38) and FGs attempted (41), with both figures tying (Stephen Gostkowski) for the NFL's most. He also produced a franchise-record 140 points (tied for sixth in the NFL), while his 6 FGs of 50-plus yards tied (several kickers) for the NFL's most.

Tucker's franchise-record 61-yard game-winning field goal at Detroit (12/16/13) was part of a franchise-record 6 FGs (29, 24, 32, 49, 53, 61) in the game. He is the only kicker in NFL history to kick FGs from 20, 30, 40, 50 and 60 yards in a single game.





BALTIMORE  
**RAVENS**

## DON MARTINDALE INSIDE LINEBACKERS COACH

**COLLEGE:** DEFIANCE COLLEGE  
**BORN:** 5/19/63, DAYTON, OH  
**EXP. (NFL/RAVENS):** 10/3

Don “Wink” Martindale is in his third year as the Ravens’ inside linebackers coach. In 2013, ILB Daryl Smith led the team with 123 tackles, also setting a Ravens’ single-season record by a linebacker with 19 PD. In his first year in Baltimore, the veteran Smith excelled under Martindale, finishing with career highs in sacks (5), INTs (3) and PD (19). Smith, the Jacksonville Jaguars’ career leader in tackles, also was one of three NFL defenders to post at least 100 tackles, 5 sacks and 3 INTs in 2013. Martindale, who experienced the first postseason action of his NFL career with the Ravens in 2012, was the Broncos’ defensive coordinator (2010) prior to joining Baltimore. Martindale entered the NFL ranks in 2004 and spent five years guiding the Oakland Raiders’ linebackers (2004-08). Prior to that, he coached 11 seasons in the collegiate ranks, including three years at the University of Cincinnati alongside then-assistant head coach John Harbaugh. Martindale also helped Western Kentucky and head coach Jack Harbaugh earn a Division I FCS National Championship in 2002.

**2012-13: (with Baltimore) 2013:** ILB Daryl Smith, who was signed to help replace newly-retired future Hall of Fame LB Ray Lewis, turned in a stellar season...He led the team with 123 tackles, also setting a Ravens’ single-season record by a LB with 19 PD (Ray Lewis, 13 in 2003)...Smith was also one of three NFL defenders to post at least 100 tackles, 5 sacks and 3 INTs...Defense ranked third in the NFL in third-down percentage (33.5) and seventh in the red zone (48.8%). **2012:** In his first season with Baltimore, Martindale tutored the inside linebackers, a group that was depleted by injuries, including Lewis, who missed 10 regular season games and returned and recorded an NFL-leading

51 postseason tackles (a franchise postseason record) and 1 PD for a defense that forced 10 turnovers en route to a victory in Super Bowl XLVII...LB Dannell Ellerbe set a career high in tackles (89) and sacks (4.5) under Martindale...Over the final six games of the regular season (since Week 12), Baltimore’s defense allowed the NFL’s fourth-fewest yards per game (299.0 ypg).

**2009-10: (with Denver) 2010:** Was promoted to defensive coordinator...CB Champ Bailey represented the team in the Pro Bowl. **2009:** Joined the Broncos’ coaching staff as the team’s linebackers coach and helped the Denver “D” rank seventh in the NFL (315.0 ypg)...Guided LB Elvis Dumervil (who signed with the Ravens in March 2013), who led the NFL with a team-record 17 sacks, to Pro Bowl and first-team All-Pro honors in his first year playing LB...D.J. Williams also thrived under Martindale’s leadership, earning a spot as a Pro Bowl alternate.

**2004-08: (with Oakland) 2006-08:** Tutored the Raiders’ linebackers, including 2005 draft pick Kirk Morrison, who along with 2006 draft pick Thomas Howard, led the linebacking corps...Morrison and Howard were two of the league’s best at forcing turnovers, each tallying 7 INTs from 2006-08. **2006:** Oakland’s defense ranked third overall (284.8 ypg) and first against the pass (150.8 ypg). **2004:** Entered the NFL coaching ranks as the Raiders’ inside linebackers coach.

**2001-03: (with Western Kentucky) 2003:** Promoted to defensive coordinator/inside linebackers for the Hilltoppers, who were ranked sixth in yards allowed per game (283.7). **2002:** WKU

### COACHING BACKGROUND

YEARS	COLLEGE/PRO TEAM	POSITION
1986	Defiance College .....	Secondary
1987	Defiance College .....	Defensive Coordinator/Secondary
1988-93	High Schools.....	Defensive Coordinator
1994-95	Notre Dame.....	Defensive Assistant
1996	University of Cincinnati.....	Defensive Ends
1997-98	University of Cincinnati.....	Linebackers/Special Teams Coordinator
1999	Western Illinois.....	Defensive Coordinator/Linebackers
2001-02	Western Kentucky.....	Inside Linebackers/Special Teams Coord.
2003	Western Kentucky.....	Defensive Coordinator/Inside Linebackers
2004-05	Oakland Raiders.....	Inside Linebackers
2006-08	Oakland Raiders.....	Linebackers
2009	Denver Broncos.....	Linebackers
2010	Denver Broncos.....	Defensive Coordinator
2012-14	Baltimore Ravens.....	Inside Linebackers





# DON MARTINDALE

won the Division I FCS National Championship. **2001:** Was hired by head coach Jack Harbaugh (John's father) as inside LBs/special teams coordinator.

**1999: (with Western Illinois)** Was defensive coordinator/linebackers coach...Tutored former Ravens 2001 draft pick and All-American LB Edgerton Hartwell.

**1996-98: (with University of Cincinnati)** **1997-98:** Coached special teams/linebackers, including former Ravens LB Brad Jackson. **1996:** Joined the Bearcats' staff as the defensive ends coach, working alongside John Harbaugh, who was assistant head coach.

**1994-95: (with Notre Dame)** Spent two seasons as the defensive assistant for the Fighting Irish...Notre Dame earned trips to the Fiesta Bowl (1994) and Orange Bowl (1995)...During

the 1994 season, coached with Dean Pees (current Ravens defensive coordinator), who was the Irish secondary coach.

**1988-93:** Was the defensive coordinator for three high schools in Ohio, including his alma mater, Trotwood-Madison.

**1986-87: (with Defiance College)** Started coaching career at his alma mater as its secondary coach...Promoted to defensive coordinator/secondary in 1987.

**COLLEGE:** Played linebacker for Defiance College in Ohio... Earned a bachelor's degree in business education.

**PERSONAL:** Martindale was an All-State linebacker at Trotwood-Madison (Trotwood, OH) HS...Born May 19, 1963 in Dayton, OH...He and his wife, Laura, have a daughter, Cassie, who was a Ravens' marketing department intern in 2013, and a son, Ty.

## DARYL SMITH STOUT IN THE MIDDLE

ILB Daryl Smith, who signed as a free agent (Jax.) in 2013, was outstanding in his first year as a Raven. Smith, who led the team with 123 tackles, was one of just three NFL defenders to post at least 100 tackles, 5 sacks and 3 INTs. Impressively, his 19 PD rank as a Ravens' record among LBs in a season (Ray Lewis, 13 in 2003) and tied for the NFL's fifth most in 2013. In one of his top games, a Week 15 matchup at Detroit, Smith had 5 stops, 1 INT and 1 sack in the Ravens' 18-16 win.

### NFL PLAYERS W/ AT LEAST 100 TACKLES, 5 SACKS & 3 INTs (2013 Season)

Player (Team)	Tackles	Sacks	INTs	PD
Lavonte David (Tampa Bay)	143	6	5	10
<b>Daryl Smith (Baltimore)</b>	<b>123</b>	<b>5</b>	<b>3</b>	<b>19</b>
Karlos Dansby (Arizona)	122	6.5	4	19







BALTIMORE  
**RAVENS**

## TED MONACHINO LINEBACKERS COACH

**COLLEGE:** MISSOURI  
**BORN:** 10/15/66, COUNCIL BLUFFS, IOWA  
**EXP. (NFL/RAVENS):** 9/5

Ted Monachino (mah-nah-KEY-no) is in his fifth season working with the team's linebackers. Monachino's linebackers have been a strength of the Ravens' defense since he joined the team in 2010. He helped lead six-time Pro Bowl OLB Terrell Suggs to the 2011 NFL Defensive Player of the Year award. Suggs (10 sacks) earned his sixth Pro Bowl in 2013, combining with newly-acquired OLB Elvis Dumervil (9.5) to total 19.5 sacks. ILB Daryl Smith, who signed with the team as a free agent, led the Ravens with 123 tackles and was one of three NFL defenders to post at least 100 tackles, 5 sacks and 3 INTs. In 2012, the Ravens' defense was stout in the red zone, allowing the NFL's second-best TD efficiency rating (43.4%). Although mired with injuries to key players (LBs Ray Lewis and Suggs), the 2012 unit also allowed the NFL's second-fewest (tied, Sea.) passing TDs (15). Baltimore recorded an AFC-high 48 sacks (tied for third in the NFL) in 2011, the third most in team history. The Ravens' defense ranked third in points allowed for four-straight seasons (2008-11), also finishing in the Top 5 in rushing defense in Monachino's first two seasons (2010-11) with the club. Monachino arrived in Baltimore after four years (2006-09) coaching Jacksonville's defensive line, his first NFL coaching stint. Before entering the NFL, Monachino coached in the collegiate ranks, including at Arizona State, helping guide Suggs, the former Sun Devil, during his All-American career.

**2010-13: (with Baltimore) 2013:** Pro Bowl OLB Terrell Suggs (10) combined with OLB Elvis Dumervil (9.5) to produce 19.5 sacks, and ILB Daryl Smith was one of just three NFL defenders to post at least 100 tackles, 5 sacks and 3 INTs (his 123 tackles led the Ravens)...Smith's 19 PD set a team

record by a LB, breaking Ray Lewis' mark of 13 in 2003... The defense, which endured the departure of stalwarts Lewis (retired) and S Ed Reed (free agent), ranked third in third-down defense (33.5%). **2012:** Promoted to linebackers coach...Ravens were the NFL's No. 2 red zone defense, allowing a 43.4% TD efficiency mark, also finishing No. 2 (tied, Sea.) in fewest passing TDs (15) permitted...Although the unit was mired by injuries to key players (including LBs Lewis and Suggs), the defense finished strong (in final six weeks, allowing NFL's fourth-fewest yards per game - 299.0) en route to the Super Bowl XLVII victory. **2011:** The Ravens' defense allowed the league's third-fewest points (16.6 ppg) for the fourth-straight year (tying an NFL record for finishing in the Top 3) and finished with the league's second-fewest rushing yards allowed (92.6 ypg)...Guided the outside linebackers, helping Suggs earn the *Associated Press* Defensive Player of the Year award and his fifth Pro Bowl nod...Suggs was named first-team All-Pro after leading the AFC with a career-high 14 sacks and an NFL-best 7 FFs. **2010:** Joined the Ravens as the club's outside linebackers coach...Ravens defense allowed the league's third-fewest points (16.9 ppg) for the third-straight year...Suggs led the team with 11 sacks, earning Pro Bowl honors.

**2006-09: (with Jacksonville)** Debuted as a professional coach with the Jaguars...Played a major role in developing DEs Derrick Harvey and Quentin Groves. **2008:** Was promoted to defensive line coach. **2006:** Hired to the Jaguars' coaching staff as assistant defensive line coach/defensive assistant... Jacksonville tied for fourth in rushing defense that season, allowing 91.3 yards per game.

### COACHING BACKGROUND

YEARS	COLLEGE/PRO TEAM	POSITION
1991-93	Pacific (MO) HS	Defensive Coordinator/LBs
1994-95	Hannibal (MO) HS	Defensive Coord./Spec. Teams Coord./OL
1996-97	Texas Christian	Defensive Graduate Assistant
1998	James Madison	Defensive Line
1999	Southwest Missouri State	Outside Linebackers
2000	Boise State	Defensive Line
2001-05	Arizona State	Defensive Line
2006-07	Jacksonville Jaguars	Assistant Defensive Line/Defensive Asst.
2008-09	Jacksonville Jaguars	Defensive Line
2010-11	Baltimore Ravens	Outside Linebackers
2012-14	Baltimore Ravens	Linebackers



# TED MONACHINO

**2001-05: (with Arizona State)** Coached the Sun Devils' defensive line under Dirk Koetter, now Atlanta's offensive coordinator... Guided Ravens 2003 first-round draft choice OLB Terrell Suggs during his All-American collegiate career.

**2002:** Suggs set the NCAA single-season record for sacks (24) and tackles for loss (31.5) en route to winning the Bronco Nagurski Award, given to the best defensive player in the nation, the Rotary Lombardi Award for the country's top lineman and the Morris Trophy for the Pac-10's top lineman.

**2001:** Suggs finished second in the Pac-10 in sacks (10) and third in tackles for loss (18).

**2000: (with Boise State)** Worked with the Broncos' D-line... Aided Boise State in leading the Big West in total defense (367.6 ypg), rushing defense (139.2 ypg), scoring defense (22.8 ppg) and sacks (31).

**1999: (with Southwest Missouri State)** Coached the outside linebackers... Was also responsible for recruiting Missouri high school and Texas junior college prospects.

**1998: (with James Madison)** Was the defensive line coach... Coached DE Chris Morant, who tied the Dukes' then-single-season sacks record (11).

**1996-97: (with Texas Christian)** **1997:** Worked as a graduate assistant coaching safeties. **1996:** Was a graduate assistant coach for the defensive line.

**1994-95: (with Hannibal HS, MO)** Served as defensive coordinator, special teams coordinator and offensive line coach... Won 16 of 21 games in addition to conference and district titles.

**1991-93: (with Pacific HS, MO)** In his first coaching role, Monachino was the defensive coordinator and LBs coach.

**COLLEGE:** Graduated from the University of Missouri with a degree in health and physical education in 1990... Was a three-year letterman as a linebacker... Received All-Big 8 Conference academic honors two times... Earned master's credit in sport psychology from TCU while serving as a graduate assistant.

**PERSONAL:** Was a standout athlete at South Harrison (Bethany, MO) HS... In football, he was a four-year All-Conference and three-year All-District LB... Also garnered All-League accolades three times and All-District honors twice in basketball... Monachino and his wife, Amy, have three children: daughter Mikalee, who is a senior nursing student at the University of Central Missouri, and sons, Sam and Michael.

## BALTIMORE BOOKENDS

OLB Terrell Suggs and OLB Elvis Dumervil, who teamed to form one of the NFL's top pass-rushing duos in 2013, have combined to produce 489 QB hurries/knockdowns and 167.5 sacks in their careers. (QB hurries/knockdowns are compiled by STATS.)

### CAREER PASS-RUSHING STATS (Terrell Suggs & Elvis Dumervil)

Player	QB Hurries/ Knockdowns	Sacks	Yards
Terrell Suggs (2003-13)	307.5	94.5	673
Elvis Dumervil (2006-13)	181.5	73	452.5
<b>Totals</b>	<b>489</b>	<b>167.5</b>	<b>1,125.5</b>





BALTIMORE  
**RAVENS**

## BRIAN PARIANI TIGHT ENDS COACH

**COLLEGE:** UCLA  
**BORN:** 7/2/65, SAN FRANCISCO, CA  
**EXP. (NFL/RAVENS):** 24/1

Brian Pariani is in his first year as the Ravens' tight ends coach. A 23-year NFL coaching veteran, Pariani spent 2006-13 as the Houston Texans' tight ends coach before joining Baltimore. In Houston, he led a unit that was consistently an integral part of one of the league's most balanced offensive attacks. From 2008-12, the Texans were one of only two teams (Denver) to have their total offense, passing offense and rushing offense each rank in the Top 5 at least once during that span. Additionally, Houston earned its Top 6 all-time offensive outputs in scoring, total offense and passing yards from 2007-12. Under Pariani's guidance, Owen Daniels developed into one of the NFL's premier tight ends, earning two Pro Bowl appearances (2008 and 2012). Daniels recorded 385 catches for 4,617 yards and 29 touchdowns in eight seasons with Pariani, including career highs in receptions (70) and receiving yards (862) during the '08 campaign. Prior to joining the Texans, Pariani spent one season (2005) as the offensive coordinator for Syracuse University, following 10 years (1995-2004) coaching the Denver Broncos' tight ends. In Denver, Pariani tutored Hall of Fame TE Shannon Sharpe, who led the NFL in receptions by a tight end from 1996-98, averaging 72 catches over the three-year span. Sharpe produced 425 receptions for 5,373 yards and 38 touchdowns with Pariani, finishing his career as the NFL's all-time record-holder among tight ends with 815 receptions, 10,060 yards and 62 touchdowns (all marks since broken by TE Tony Gonzalez). Pariani began his NFL coaching career in 1991 as an offensive coaching assistant with the San Francisco 49ers after serving one season (1990) as a scouting assistant with the team. He earned a Super Bowl ring with the 49ers in 1994, assisting

an offense that established team single-season records for points (505) and touchdowns (62). Pariani's coaching career began in 1989 at his alma mater, UCLA, where he was a graduate assistant.

**2006-13: (with Houston) 2013:** Owen Daniels had 24 receptions for 252 yards and 3 TDs in five games before suffering a season-ending leg injury...Garrett Graham established new career highs with 49 catches for 545 yards and 5 TDs in 13 games...Graham's 5 TDs tied for the team lead (Andre Johnson). **2012:** Daniels led a unit that combined to catch 124 passes for 1,309 yards and 12 TDs...The 124 catches marked the most receptions ever by a Houston tight ends unit...Daniels ranked second on the team with 62 receptions for 716 yards and a career-high 6 TDs, earning his second-career Pro Bowl...James Casey set career highs with 34 receptions for 330 yards and 3 TDs...Graham also set career highs with 28 receptions for 263 yards and 3 TDs...The tight ends unit was a factor in the running game as well, helping the Texans eclipse 2,000 rushing yards for the third consecutive season and lead the NFL in time of possession for the second consecutive season. **2011:** Tight ends unit combined to catch 101 passes for 1,314 yards and 10 TDs...The tight ends also helped pave the way for the NFL's second-ranked rushing attack, which produced a franchise-record 153.0 yards per game...Daniels led the team with 54 receptions for 677 yards and 3 TDs...Joel Dreessen recorded 28 receptions for 353 yards and a team-best and career-high 6 TDs. **2010:** In the passing game, Houston's tight end trio of Daniels, Dreessen and Casey combined for 82 receptions for 1,087 yards and 6 TDs...Unit

### COACHING BACKGROUND

YEARS	COLLEGE/PRO TEAM	POSITION
1989	UCLA	Offensive Graduate Assistant
1990	San Francisco 49ers	Scouting Assistant
1991-94	San Francisco 49ers	Offensive Coaches Assistant
1995-2004	Denver Broncos	Tight Ends
2005	Syracuse	Offensive Coordinator
2006-13	Houston Texans	Tight Ends
2014	Baltimore Ravens	Tight Ends





# BRIAN PARIANI

also blocked for NFL rushing champion Arian Foster, who amassed 1,616 yards on the ground...Dreessen posted a career-high 36 catches for 518 yards and 4 TDs...He ranked 25th in the NFL with a 14.4 yards per catch average... Daniels, who was hampered throughout the season by a hamstring injury, caught 38 passes for 471 yards and 2 TDs. **2009:** Houston finished the season as the NFL's top-ranked passing attack, averaging 290.9 yards per game through the air...Daniels caught 40 passes for 519 yards and 5 TDs before suffering a season-ending knee injury in the eighth game of the year...His 519 receiving yards placed him third among all tight ends through eight games...Dreessen contributed 26 receptions for 320 yards and 1 TD. **2008:** Daniels hauled in 70 passes for 862 yards, both career highs, and 2 TDs en route to his first Pro Bowl nod...He ranked among the Top 5 AFC tight ends in receptions, receiving yards, first downs (46), yards per catch (12.3) and yards per game (53.9). **2007:** Tight ends unit combined for 73 receptions for 859 yards and 6 TDs...Daniels ranked sixth among all tight ends with 63 catches for 768 yards and 3 TDs...He also ranked fourth among NFL tight ends with a 69.8 first down receiving percentage (44-of-63). **2006:** Pariani was named tight ends coach and tasked with developing fourth-round draft pick Daniels...Daniels led all rookie tight ends with 34 receptions for 352 yards and 5 TDs...His 5 TDs earned him the Texans' rookie record and tied (Andre Johnson) for the team high.

**2005: (with Syracuse)** Pariani spent one season as the team's offensive coordinator.

**1995-2004: (with Denver)** Pariani's tight ends combined for 859 receptions and 9,948 yards in his 10 seasons, the most in the NFL during that span...His unit also helped pave the way for Broncos running backs to rush for 22,483 yards, most in the NFL from 1995-2004...Denver backs topped the 1,000-yard mark nine times during Pariani's tenure...Under

Pariani's guidance, Shannon Sharpe developed into one of the league's all-time great tight ends...The 2011 Pro Football Hall of Fame inductee retired in 2004 as the NFL career record holder among tight ends with 815 receptions, 10,060 yards and 62 TDs (since surpassed in all categories by Tony Gonzalez)...Sharpe led all NFL tight ends in receptions from 1996-98, averaging 73 catches over the three-year span. **2002:** Sharpe set the single-game record for receiving yards by a tight end on 10/20 in a 37-34 overtime win at Kansas City, hauling in 12 catches for 214 yards. **1997-98:** Denver ranked in the Top 10 in passing in back-to-back seasons en route to capturing Super Bowl XXXII and XXXIII. **1995:** Pariani was named the team's tight ends coach after winning a Super Bowl with San Francisco.

**1990-94: (with San Francisco)** **1994:** Earned a Super Bowl ring with the 49ers, assisting an offense that established team single-season records for points (505) and touchdowns (62). **1993:** Coached a unit that led the NFL in total yards per game for the second straight season (402.2). **1992:** Helped tutor in offense that led the NFL in total yards per game (387.2). **1991:** Promoted to offensive coaches assistant after one season in the scouting department. **1990:** Landed first NFL job as a scouting assistant.

**1989: (with UCLA)** Launched coaching career as a graduate assistant at his alma mater under head coach Terry Donahue.

**COLLEGE:** Earned a bachelor's degree in political science in 1989. Served as a manager for the football team in his three years (1986-89) at UCLA. Previously attended Cuesta College and the College of Marin.

**PERSONAL:** Pariani was born in San Francisco, CA and attended Marin Catholic (Kentfield, CA) HS, where he was a three-sport athlete... He and his wife, Stephanie, have two daughters, Jessica and Gianna.

## TWO OF A KIND

In addition to working with Ravens homegrown TE Dennis Pitta in 2014, Pariani will also coach Pro Bowl TE Owen Daniels for the ninth-consecutive season.

Daniels, who has played under Pariani his entire career, has secured receptions in 97 of 100 games played, including 88 in a row dating back to Dec. 10, 2006.

### CONSECUTIVE GAMES WITH AT LEAST ONE CATCH (NFL Tight Ends / Active Streaks Entering 2014)

Rk.	Player (Team)	Games
1.	Owen Daniels (Bal.)	88
2.	Jason Witten (Dal.)	87
3.	Heath Miller (Pit.)	81





BALTIMORE  
**RAVENS**

## BOB ROGUCKI STRENGTH & CONDITIONING COACH

**COLLEGE:** GLENVILLE STATE  
**BORN:** 9/27/53, CLARKSBURG, WV  
**EXP. (NFL/RAVENS):** 24/7

Bob Rogucki (pronounced row-GUS-key) is in his seventh year as the Ravens' head strength and conditioning coach. Rogucki is a 40-year coaching veteran who has 24 years of experience as a strength and conditioning coach in the NFL. His philosophy is to direct a training regimen specific to the game of football involving protocols that build both muscular strength and endurance. Rogucki works with every player and believes strength and conditioning is the basis of success for a team. Time-honored strengthening philosophies and hard work prevail in the weight room, but Rogucki makes the program competitive, challenging and fun for the players. His track record shows that he has a reputation for getting players to buy in to his programs.

**2008-13: (with Baltimore)** Joined the Ravens' coaching staff as the team's head strength and conditioning coach in 2008.

**2012:** Awarded the Champions Award from his peers at the annual NFL Strength & Conditioning Coaches' Banquet during the NFL Combine in Indianapolis.

**2006-07: (with Philadelphia)** Spent two seasons as the assistant strength and conditioning coach with Ravens head coach John Harbaugh, who coached the special teams and secondary.

**2005:** Was the director of fitness at Sports & Field, one of the premier athletic performance training facilities, based in Wesley Chapel, FL.

**2004: (with Jacksonville)** Joined the Jaguars for a one-year stint as their assistant strength coach.

**1990-2003: (with Arizona)** Spent 14 years as strength and

conditioning coach...Enhanced the team's weight room to include a wide variety of equipment and implemented a strength and conditioning program that trains the entire body.  
**1990:** Launched his NFL coaching career with the Cardinals.

**1983-1989: (with Army)** Managed the strength and conditioning and the speed development programs for all varsity sports, under stringent guidelines mandated by service academy regulations.

**1982: (with Weber State)** Spent one season as strength coach.

**1981: (with Penn State)** Launched his collegiate coaching career as an assistant strength coach.

**1975-81:** Rogucki coached high school football, basketball and baseball in Ohio, Pennsylvania and West Virginia for six years until he entered the NCAA ranks at Penn State...The three schools were Sebring (OH) HS, Grafton (WV) HS and State College (PA) HS.

**COLLEGE:** Earned a bachelor's degree in health, physical education and safety from Glenville (WV) State in 1975.

**PERSONAL:** Attended Notre Dame (Clarksburg, WV) HS... Bob and his wife, Mary Rose, have a son, Charlie, and a daughter, Katie...Charlie is the art director at State Farm Creative and lives in Bloomington, IL, with his wife, Ashley, and Bob's grandsons, Eli Robert (7) and Will Francis (2), and his granddaughter, Sophie Marie (5)...Katie, who earned a kinesiology degree from Arizona State, is a physical therapy assistant in Scottsdale, AZ.

### COACHING BACKGROUND

YEARS	COLLEGE/PRO TEAM	POSITION
1975-81	High Schools	Head Coach
1981	Penn State	Assistant Strength & Conditioning
1982	Weber State	Strength & Conditioning
1983-89	Army	Strength & Conditioning
1990-2003	Arizona Cardinals	Strength & Conditioning
2004	Jacksonville Jaguars	Assistant Strength & Conditioning
2006-07	Philadelphia Eagles	Assistant Strength & Conditioning
2008-14	Baltimore Ravens	Strength & Conditioning





BALTIMORE  
**RAVENS**

# STEVE SPAGNUOLO

## SECONDARY/ASSISTANT HEAD COACH

**COLLEGE:** SPRINGFIELD COLLEGE  
**BORN:** 12/21/59, WHITINSVILLE, MA  
**EXP. (NFL/RAVENS):** 16/2

Steve Spagnuolo was promoted to secondary/assistant head coach in 2014. The veteran NFL coach originally joined the Ravens as senior defensive assistant prior to the 2013 season. A 33-year coaching veteran, including 16 NFL seasons, Spagnuolo was the defensive coordinator for the Saints (2012) before joining Baltimore. Prior to his time in New Orleans, he spent three seasons (2009-11) as head coach of the St. Louis Rams and two years (2007-08) as defensive coordinator of the New York Giants. Spagnuolo was the defensive architect of the Super Bowl XLII Champion New York Giants (2007), a unit that ranked in the NFL's Top 10 in eight single-season statistical categories, including a league-high 53 sacks. He has coached for teams that have clinched eight playoff berths, won six division titles, appeared in five conference championship games, earned two conference titles and won Super Bowl XLII. Spagnuolo also spent eight seasons (1999-2006) on the Philadelphia Eagles' coaching staff with Ravens head coach John Harbaugh. From 2001-04, Harbaugh and Spagnuolo were on an Eagles' staff that won four-straight NFC East titles, reached four-consecutive conference championship games and earned one Super Bowl berth (2004).

**2013: (with Baltimore)** Spent his first season with the Ravens as a senior defensive assistant.

**2012: (with New Orleans)** In his only season with the Saints, Spagnuolo led a unit that finished with 15 INTs (including 4 returned for TDs) and 11 FFs for a plus-2 turnover differential... Veteran CBs Patrick Robinson and Jabari Greer (career high) each recorded 3 INTs... Led by DE Cameron Jordan's then-career-best 8 sacks, the unit finished with 30 QB drops... In


Week 15, the Saints defeated Tampa Bay, 41-0, earning their first shutout victory since 1995 and the 13th in franchise history.

**2009-11: (with St. Louis)** Held his first NFL head-coaching post with the Rams, leading the team to a six-game turnaround between 2009-10, the second-best turnaround in the NFL during that span... Helped develop young defensive talent, including Rams MLB James Laurinaitis, who led the team in tackles all three seasons under Spagnuolo... DE Chris Long also emerged as a young pass-rushing threat, culminating in a career-high 13 sacks in 2011. **2010:** Rams finished second in the NFC West and made significant defensive improvements in Spagnuolo's second season at the helm, advancing 10 spots in total defense from 2009-10... Also ranked second in the NFL in third-down defense (33.5%) and finished third in negative-play yardage (sacks and TFL)... Defensive unit ranked seventh in sacks (43) and improved from 31st to ninth in opponent passer rating from 2009-10.

**2007-08: (with New York Giants)** Earned his first defensive coordinator role in the NFL, where in 37 regular season and postseason games, the Giants' defense allowed 17 points or fewer in 19 total contests... Giants finished 19-0 in those contests and 17-2 in games where opposing QBs had passer ratings lower than 75.0. **2008:** Defensive unit finished fifth in yards allowed (292.0 ypg), helping New York to a 12-4 finish and the NFC East title... Giants also finished ninth in rush defense (95.8 ypg) and eighth in pass defense (196.2 ypg)... New York's 18.4 points allowed per game were fifth best in the NFL, while the team's 42 sacks ranked sixth in the league... DE Justin Tuck paced the defense with 12 sacks, earning the first Pro Bowl berth of his career. **2007:**

### COACHING BACKGROUND

YEARS	COLLEGE/PRO TEAM	POSITION
1982	Massachusetts .....	Graduate Assistant
1983	Washington Redskins .....	Player Personnel Intern
1984-86	Lafayette (PA) .....	Defensive Line/Special Teams
1987-89	Connecticut .....	Defensive Backs
1990-91	Connecticut .....	Defensive Coordinator/Defensive Backs
1992	Barcelona Dragons (WLAF) .....	Defensive Line/Special Teams
1993	San Diego Chargers .....	Scout
1993	Maine .....	Defensive Coordinator/Secondary
1994-95	Rutgers .....	Defensive Backs
1996-97	Bowling Green .....	Defensive Backs
1998	Frankfurt Galaxy .....	Defensive Coordinator/Linebackers
1999-2000	Philadelphia Eagles .....	Defensive Assistant
2001-03	Philadelphia Eagles .....	Defensive Backs
2004-06	Philadelphia Eagles .....	Linebackers
2007-08	New York Giants .....	Defensive Coordinator
2009-11	St. Louis Rams .....	Head Coach
2012	New Orleans Saints .....	Defensive Coordinator
2013	Baltimore Ravens .....	Senior Defensive Assistant
2014	Baltimore Ravens .....	Assistant Head Coach/Secondary





# STEVE SPAGNUOLO

Spagnuolo was the defensive leader of the Super Bowl XLII Champion New York Giants, highlighted by the 17-14 victory over the previously unbeaten New England Patriots...Slowed a Patriots' offense that scored a then-NFL record 589 points in the regular season...Held New England's offense to just 274 yards and 14 points after it averaged 411.3 ypg and 36.8 ppg during the regular season...Giants defense ranked in the NFL's Top 10 in eight single-season statistical categories, including a league-high 53 sacks...DE Osi Umenyiora had a team-leading 13 sacks en route to earning Pro Bowl honors.

**1999-2006: (with Philadelphia)** Held various defensive roles in eight seasons with the Eagles, serving each season on the staff with Ravens head coach John Harbaugh...From 2001-04, Harbaugh and Spagnuolo were part of a staff that won four-straight NFC East titles, reached four-consecutive conference championship games and earned one Super Bowl berth (2004)...From 1999-2005, Philadelphia ranked first in the NFL in third-down defense (33%), second in points allowed per game (17.0), second in sacks (265) and third in red zone defense (43%). **2004:** Promoted to LBs coach, helping the Eagles advance to Super Bowl XXXIX...Defense finished tied for second in points allowed (16.3 ppg), tied for seventh with 45 sacks and had an NFC-leading 108 passes defensed...LB Jeremiah Trotter earned two Pro Bowls under Spagnuolo's direction (2004-05). **2002:** Eagles were second in NFL in points allowed (15.1 ppg) for the second-consecutive season. **2001:** Promoted to DBs coach...Eagles were second in pass defense (179.0 ypg), second in points allowed (13.0 ppg) and seventh in total defense (293.8 ypg)...Philadelphia did not allow more than 21 points in 16 regular season games, just the fourth time that feat has been accomplished in NFL history...Under his tutelage, CB Troy Vincent (2001-03) and S Brian Dawkins (2001-02) earned multiple Pro Bowl nods. **2000:** Assisted a defensive unit that finished first in the NFC (fourth in the NFL) allowing 15.3 points per game. **1999:** Hired as a defensive assistant, his first full-time NFL coaching position.

**1998: (with Frankfurt Galaxy)** Spent one season as the defensive coordinator/LBs coach of the now defunct NFL Europe team...Under Spagnuolo's direction, four of his six LBs and nine of 11 defensive starters went on to play in

the NFL...Galaxy finished with the league's second-ranked defense and advanced to World Bowl VI, where they fell to the Rhein Fire.

**1996-97: (with Bowling Green)** Spent two seasons as the Falcons' DBs coach.

**1994-95: (with Rutgers)** Coached the Scarlet Knights' DBs for two seasons.

**1993: (with Maine)** Spent one season as defensive coordinator/secondary.

**1993: (with San Diego)** Briefly served as a player scout for the Chargers in his first full-time NFL role.

**1992: (with Barcelona Dragons)** Held his first coaching post in the professional ranks of the World League of American Football as the team's defensive line/special teams coach.

**1987-1991: (with Connecticut)** **1990:** Promoted to defensive coordinator/DBs coach. **1987:** Hired to coach the Huskies' DBs.

**1984-86: (with Lafayette, PA)** Held his first full-time coaching post teaching defensive line/special teams.

**1983: (with Washington)** Gained his first NFL experience while serving as a player personnel intern with the Redskins.

**1982: (with Massachusetts)** Started coaching career as a defensive graduate assistant while working towards his master's degree (sports management).

**COLLEGE:** Played WR at Springfield (MA) College, where he was named the school's Male Scholar Athlete of the Year in 1982...Earned a bachelor's degree in physical education from Springfield and a master's degree in sports management from the University of Massachusetts.

**PERSONAL:** Prepped at Grafton (MA) High School, where he is a member of the school's Athletic Hall of Fame...He and his wife, Maria, enjoy community outreach through The Spagnuolo Foundation, whose mission is centered on the biblical verse Hebrews 11:1 ("Now faith is confidence in what we hope for and assurance about what we do not see.") and is designed to give hope to youth who otherwise may not have the opportunity to pursue and achieve their dreams.

## TANGLED IN THE WEBB

CB Lardarius Webb led the Ravens with 22 passes defensed in 2013, a total that ranked second in the NFL (Tennessee's Alterraun Verner had 23). Webb, who missed most of the 2012 campaign (knee), returned to action in 2013 and helped guide a Ravens' secondary that allowed a 56.9 completion percentage - the NFL's third-best mark.

### NFL PASSES DEFENSED (2013 Season)

Rk.	Player (Team)	PD	INTs
1.	Alterraun Verner (Ten.)	23	5
2.	Lardarius Webb (Bal.)	22	2
3.	Leodis McKelvin (Buf.)	21	1



BALTIMORE  
**RAVENS**

## CRAIG VER STEEG

### SENIOR OFFENSIVE ASSISTANT

**COLLEGE:** USC  
**BORN:** 9/11/60, REDONDO BEACH, CA  
**EXP. (NFL/RAVENS):** 9/7

Craig Ver Steeg (pronounced ver-**STEGG**) is in his seventh year working with the Ravens' offense. Ver Steeg, who has 31 years of coaching experience, has established himself as an elite coach of quarterbacks, receivers and running backs. In 2013, he helped QB Joe Flacco set career highs in attempts (614), completions (362) and passing yards (3,912). Ver Steeg also aided in the development of rookie WR Marlon Brown, who tied a franchise rookie record with 7 TD receptions, and guided WR Torrey Smith, who became the first Ravens player since 2009 (WR Derrick Mason - 1,028) to produce 1,000-plus receiving yards in a season (1,128). In 2012, the Ravens set a franchise record by scoring 398 points, including a team-record 254 points at home, en route to a victory in Super Bowl XLVII. In 2011, Baltimore's offense was 12th in scoring (23.6 ppg), and Pro Bowl RB Ray Rice led the NFL with 2,068 yards from scrimmage. A longtime collegiate coach, Ver Steeg guided two current NFL players who benefited under his tutelage on the college level: Rice (Ravens) and QB Alex Smith (Chiefs).

**2008-13: (with Baltimore) 2013:** Helped QB Joe Flacco set career highs in attempts (614), completions (362) and passing yards (3,912)...Aided in the development of rookie WR Marlon Brown, who tied a franchise rookie record with 7 TD receptions, and guided WR Torrey Smith, who became the first Ravens player since 2009 (WR Derrick Mason - 1,028) to produce 1,000-plus receiving yards in a season (1,128)...RB Ray Rice (9,214) surpassed RB Jamal Lewis (9,166) to become the Ravens' all-time leader in total yards from scrimmage. **2012:** Helped prep an offense that set a single-season franchise record with 398 points, including a

team-best 254 at home...Baltimore surrendered just 16 giveaways, setting a franchise single-season record low and tying for the NFL's second fewest...Flacco set a career high with 3,817 passing yards en route to Super Bowl XLVII MVP honors. **2011:** Helped guide Ravens QBs...Flacco became the first starting QB in NFL history (since 1970 merger) to lead his team to the playoffs in each of his first four seasons (and later five in 2012)...Rice led the NFL in yards from scrimmage (2,068), second-highest total in Ravens history. **2010:** Worked closely with offensive coordinator Cam Cameron in helping progress a balanced offense...Flacco set career highs with 25 TDs and a 93.6 passer rating. **2009:** Assisted the offense with game preparation for a unit that was the NFL's ninth-best in scoring (24.4 ppg), also setting team records for most total TDs (47) and most rushing TDs (22)...Baltimore also produced the then-Top 3 offensive games in team history: 548 yards vs. Det., 501 vs. KC and 479 vs. Cle. and ranked fifth overall in rushing (137.5 ypg). **2008:** Baltimore finished fourth in the NFL in rushing yards (148.5 ypg) and 11th in points per game (24.1)...Ravens led the NFL in time of possession (33:10 avg.), and their 18.1 margin of victory ranked second.

**2003-07: (with Rutgers)** Ver Steeg tutored some of the most productive players in school history. **2007:** Served as RBs coach and guided Ravens 2008 second-round draft pick, All-American RB Ray Rice, who rushed for a school-record 2,012 yards and 24 TDs on 380 carries (154.8 ypg)...Part of an offensive unit that produced 456.3 net yards per game...Scarlet Knights averaged 198.0 rushing yards per game...Rice finished his career holding several Rutgers records, including career yards rushing (4,926), career rushing TDs

#### COACHING BACKGROUND

YEARS	COLLEGE/PRO TEAM	POSITION
1984-85	USC.....	Graduate Assistant
1986-89	Utah.....	QB's/Recruiting Coordinator/G.A.
1990-93	University of Cincinnati.....	Quarterbacks/Wide Receivers
1994-95	Harvard.....	Quarterbacks/Wide Receivers
1996-97	Chicago Bears.....	Offensive Asst./Quality Control
1997-2000	Illinois.....	QB's/Recruiting Coordinator
2001-02	Utah.....	Offensive Coordinator/QBs
2003-07	Rutgers.....	RB's/Offensive Coordinator
2008-10	Baltimore Ravens.....	Offensive Assistant
2011	Baltimore Ravens.....	Offensive Assistant/Quarterbacks
2012-14	Baltimore Ravens.....	Senior Offensive Assistant



# CRAIG VER STEEG

(49) and single-game rushing yards (280); became the 13th player in NCAA history to gain more than 2,000 rushing yards in a season...Was also a Doak Walker Award finalist (nation's top running back) and earned team MVP honors for the second straight year. **2006:** Rutgers rushing attack ranked 15th in the country, averaging 180.2 yards per game...Scarlet Knights also produced 29.8 points per game, ranking 22nd among Division I teams. **2005:** Rutgers was second in the Big East in both total offense (406.3 ypg) and passing (234.6 ypg). **2004:** Scarlet Knights boasted the nation's No. 6 overall and Big East's top-ranked passing attack (310.5 ypg)...Rutgers also finished third in the Big East in total offense (407.7 ypg). **2003:** As offensive coordinator (2003-06), oversaw a unit that scored 329 points, the fifth-highest point total in school history...Scarlet Knights produced 4,423 total yards of offense, fifth most in Rutgers annals...Also coached Rutgers QBs (2003-05)...In dual roles, he tutored QB Ryan Hart, who established nearly every school passing mark in three seasons as a starter...Hart's career records include passing attempts (1,217) and completions (735). He also ranks second all-time (QB Mike Teel) with 8,482 career passing yards and 52 TDs through the air.

**2001-02: (with Utah)** Served as offensive coordinator and QBs coach for two seasons...Helped recruit the first-overall pick in the 2005 NFL draft, QB Alex Smith (by the 49ers), to Utah and coached the young signal caller in his first season...With Ver Steeg guiding the Utes' attack, Utah's offense improved 50-or-more spots nationally in nearly every offensive category. **2001:** Utes finished 24th in the nation in total offense, including 12th in rushing.

**1997-2000: (with Illinois)** QBs coach and recruiting coordinator. **1999:** Tutored QB Kurt Kittner as a sophomore when he broke Jeff George's single-season record for TD passes (24)...Kittner was named team MVP and garnered MVP honors at the *MicronPC.com* Bowl.

**1996-97: (with Chicago)** Under Dave Wannstedt, Ver Steeg worked with Bears QBs as offensive assistant/quality control coach.

**1994-95: (with Harvard)** Served as the passing game coordinator, QBs and WRs coach and recruiting coordinator.

**1990-93: (with Cincinnati)** Was recruiting coordinator when John Harbaugh was coaching the team's DBs. **1992-93:** Coached the Bearcats' QBs. **1993:** Compiled an 8-3 record and won the Independent Football Alliance championship. **1990-91:** Coached wide receivers.

**1986-89: (with Utah)** **1989:** As the school's assistant QBs coach, he worked with NCAA record-setting QB Scott Mitchell, who went on to play 12 seasons in the NFL. **1988:** Ver Steeg served as Utah's recruiting coordinator. **1986:** Served as a graduate assistant.

**1984-85: (with USC)** Launched his coaching career at his alma mater as a graduate assistant, following two years at Redondo HS.

**COLLEGE:** Graduated from USC in 1983 and later received his master's degree in education from USC in 1986.

**PERSONAL:** Attended Redondo (Redondo Beach, CA) HS, where he later was hired as an assistant coach (1980-82) while attending USC...Lettered in football, as a DB, and wrestled all four years...Craig and his wife, Lisa, have a son, Ian (10).

## AIRING IT OUT

QB Joe Flacco has been one of the NFL's most productive quarterbacks since the 2010 season, ranking sixth in 25-plus-yard passes (123) and ninth overall in passing yards (14,961) from 2010-13. In 2013, Flacco threw for a career-high 3,912 passing yards – the league's 11th-best total.

### MOST 25+ YARD PASSES (2010-13)

1. Drew Brees ..... 160
2. Philip Rivers ..... 141
- Aaron Rodgers ..... 141
4. Eli Manning ..... 136
5. Tom Brady ..... 132
- 6. Joe Flacco ..... 123**
7. Peyton Manning ..... 113
8. Matt Stafford ..... 111
9. Tony Romo ..... 109
10. Carson Palmer ..... 108
11. Ben Roethlisberger ..... 103

### MOST PASSING YARDS (2010-13)

1. Drew Brees ..... 20,435
2. Tom Brady ..... 18,305
3. Philip Rivers ..... 17,418
4. Matt Ryan ..... 17,116
5. Eli Manning ..... 16,701
6. Aaron Rodgers ..... 15,396
7. Matt Stafford ..... 15,190
8. Carson Palmer ..... 15,015
- 9. Joe Flacco ..... 14,961**
10. Peyton Manning ..... 14,836
11. Ben Roethlisberger ..... 14,803

### MOST PASSING YARDS (2013 Season)

1. Peyton Manning ..... 5,477
2. Drew Brees ..... 5,162
3. Matt Stafford ..... 4,650
4. Matt Ryan ..... 4,515
5. Philip Rivers ..... 4,478
6. Tom Brady ..... 4,343
7. Andy Dalton ..... 4,293
8. Carson Palmer ..... 4,274
9. Ben Roethlisberger ..... 4,261
10. Ryan Tannehill ..... 3,913
- 11. Joe Flacco ..... 3,912**





BALTIMORE  
**RAVENS**

## TODD WASHINGTON

### ASSISTANT OFFENSIVE LINE COACH

**COLLEGE:** VIRGINIA TECH  
**BORN:** 7/19/76, NASSAWADOX, VA  
**EXP. (NFL/RAVENS):** 4/4

Todd Washington is in his fourth year as Baltimore's assistant offensive line coach. Washington, who played eight years as a center/guard in the NFL (Houston and Tampa Bay), entered the NFL coaching ranks in 2011 with the Ravens. In 2013, he worked with an offensive line that helped QB Joe Flacco set career highs in passing attempts (614), completions (362) and passing yards (3,912). In 2012, Washington helped guide G Marshal Yanda to his second Pro Bowl, while RB Ray Rice broke 1,000 rushing yards for the fourth-consecutive year. The Ravens' offense also set a franchise record producing 72 offensive plays of 20-or-more yards in 2012. The former Buccaneers' fourth-round draft pick (1998) spent one year as the University of San Diego's offensive coordinator after guiding USD's offensive line in his initial two coaching seasons.

**2011-13: (with Baltimore) 2013:** Worked with an offensive line that helped QB Joe Flacco set career highs in passing attempts (614), completions (362) and passing yards (3,912)...G Marshal Yanda started all 16 games and earned his third-consecutive Pro Bowl nod...RB Ray Rice (9,214) surpassed RB Jamal Lewis (9,166) as the Ravens' all-time leader in scrimmage yards. **2012:** Ravens' offense set a single-season franchise record with 398 points, en route to Baltimore winning Super Bowl XLVII...Helped guide Yanda to his second Pro Bowl...Set a franchise single-season record low and tied for the NFL's second-fewest turnovers (16). **2011:** Led by veteran C Matt Birk, a six-time Pro Bowler, the O-line produced two first-time Pro Bowlers: Yanda and G Ben Grubbs...Rice led the league in yards from scrimmage (2,068), second best in Ravens history....Joined Ravens as assistant offensive line coach.

**2010: (with UFL's Hartford Colonials)** Spent one season as the Colonials' offensive line coach...Hartford ranked No. 1 in total offense and No. 1 in rushing yards.

**2007-09: (with University of San Diego) 2009:** Named USD's offensive coordinator...Toreros suffered significant injuries and lost seven games by an average of five points. **2008:** Offense ranked first in the Pioneer Football League in scoring (35.3 ppg), total offense (405.4 ypg), passing (269.1 ypg) and pass efficiency (163.2 rtg). **2007:** Offensive line helped offense average 44.3 points per game and 483.1 total yards per game...Two senior O-linemen (C Jordan Paopao and G Gabe DeAnda) were named All-PFL first team... Entered coaching ranks as team's offensive line coach.

**NFL PLAYER: (1998-2005)** Played in 97 career NFL games, with 17 starts for two NFL teams. **2003-05: (Houston) 2003:** Made a career-high 14 starts at left guard for the Texans. **1998-2002: (Tampa Bay) 2002:** Was part of the Buccaneers' Super Bowl XXXVII championship team. **1998:** Selected in the fourth round (104th overall) of the NFL Draft by Tampa Bay.

**COLLEGE:** Earned his B.S. in physical education and health from Virginia Tech ('98), where he earned All-Big East first-team honors as a senior ('97) at center/guard...Also played in the Senior Bowl...Helped the Hokies average almost 200 rushing yards per game during his junior and senior seasons.

**PERSONAL:** Was a training camp coaching intern for the St. Louis Rams (2010) and San Diego Chargers (2009)...Also did internships with East Texas Baptist University (August, 2006) and the Amsterdam Admirals (February, 2006) at their NFL Europe training camp...Played offensive tackle at Nandua (Onley, VA) HS...Todd and his wife, Shannon, have two sons, Cameron (15) and Zane (9), and a daughter, Ava (11).

#### COACHING BACKGROUND

YEARS	COLLEGE/PRO TEAM	POSITION
2007-08	University of San Diego.....	Offensive Line
2009	University of San Diego.....	Offensive Coordinator
2010	Hartford Colonials (UFL) .....	Offensive Line
2011-14	Baltimore Ravens .....	Assistant Offensive Line





BALTIMORE  
**RAVENS**

## MATT WEISS

DEFENSIVE QUALITY CONTROL/LINEBACKERS ASST.

COLLEGE: VANDERBILT

BORN: 3/1/83, CHESIRE, CT

EXP. (NFL/RAVENS): 6/6

Matt Weiss, the team's defensive quality control/linebackers assistant, began his NFL coaching career with the Ravens in 2009, spending three seasons as the head coach's assistant. In February 2012, he was promoted to defensive quality control coach with responsibilities in finding tips and tendencies on opponent's offense, self-scouting the defense and drawing the playbook. Weiss also works with the linebackers, assisting both Ted Monachino (linebackers coach) and Wink Martindale (inside linebackers coach). In his previous role, Weiss aided head coach John Harbaugh with administrative duties, worked in a defensive quality control capacity, and supported the team's secondary coaches. A Connecticut native, Weiss brought four years of experience to the Ravens from Stanford University, where he worked under then-Cardinal head coach Jim Harbaugh, John's younger brother.

**2009-12: (with Baltimore) 2012:** Responsible for breaking down opponents' tendencies, self-scouting and assisting in the secondary...Ravens won Super Bowl XLVII, defeating the 49ers 34-31. **2011:** Among other duties as the head coach's assistant, Weiss compiled opponent scouting reports, assisted with scout teams in practice and monitored the breakdown of opponent tendencies...Weiss also served as a liaison for in-game coach's challenges, which were successfully reversed on a career-best eight of 12 challenges (66.7%) during the regular season under Harbaugh's tenure. **2010:** Handled self-scouting of the defense and worked with the LBs in practice and meetings. **2009:** Joined the Ravens'

coaching staff as head coach's assistant and assisted then-secondary coach Chuck Pagano with the DBs.

**2005-08: (with Stanford) 2008:** Named the team's defensive and special teams assistant...Helped the Cardinal defense finish 11th nationally in sacks per game (2.75). **2005-07:** Worked with the defense and special teams as a graduate assistant while earning a master's degree in liberal arts... Assisted with the defensive line (2007), linebackers (2006) and defensive backs (2005) and was also responsible for all opponent offensive breakdowns, tendency reports and scouting reports, as well as the direction of the opponent offensive scout team during practice...Also worked closely with special teams coordinator D.J. Durkin in all aspects of Stanford's special teams, serving as the position coach for the kickers, punters and long snappers.

**COLLEGE:** Was a punter for Vanderbilt (2001-04)... Graduated in 2005 with a bachelor's degree in economics and human organizational development.

**PERSONAL:** While an assistant football coach at Smyrna (TN) HS from 2003-04, he established a tutoring program to help student-athletes achieve NCAA eligibility... Played baseball and football at Hopkins School (New Haven, CT), and as quarterback led the football team to its first-ever 12-0 record and New England Prep School Class C Championship his senior year... Matt and his wife, Melissa, have a son, Bo, and a daughter, Zuzana.

### COACHING BACKGROUND

YEARS	COLLEGE/PRO TEAM	POSITION
2005-07	Stanford	Graduate Assistant
2008	Stanford	Defensive & Special Teams Assistant
2009-11	Baltimore Ravens	Head Coach's Assistant
2012-13	Baltimore Ravens	Defensive Quality Control
2014	Baltimore Ravens	Defensive Quality Control/Linebackers Asst.



# 2014 COACHING STAFF



## **RANDY BROWN** KICKING CONSULTANT

---

**COLLEGE:** CATAWBA  
**BORN:** 7/30/67, MARLTON, NJ  
**EXP. (NFL/RAVENS):** 11/7

Works directly with the team's kicking group: Pro Bowl K Justin Tucker, P Sam Koch (holder) and LS Morgan Cox on kicking fundamentals. Originally joined the Ravens in John Harbaugh's first year (2008), also spending time with the Eagles (2004-05) and Bears (1998-2000) in the NFL.



## **JAY HARBAUGH** OFFENSIVE QUALITY CONTROL

---

**COLLEGE:** OREGON STATE  
**BORN:** 6/14/89, SAN DIEGO, CA  
**EXP. (NFL/RAVENS):** 3/3

Works with the offensive coaching staff, providing statistical analysis, self-scouting reports and breakdowns of opposing defenses. Was an undergraduate assistant at Oregon State before joining the Ravens in 2012.



## **DAN PARSONS** ASSISTANT TO THE HEAD COACH

---

**COLLEGE:** OHIO  
**BORN:** 11/24/84, PORTLAND, ME  
**EXP. (NFL/RAVENS):** 4/4

Assists head coach John Harbaugh in all areas, including day-to-day operations and office management and administration. After earning his master's in coaching education from Ohio University, Parsons spent two years as the Ravens' operations intern before joining the coaching staff in 2012. He earned a second master's (sports administration) from Fairleigh Dickinson in 2013.



## **DREW WILKINS** COACHING STAFF ASSISTANT


---

**COLLEGE:** MARYLAND  
**BORN:** 8/20/87, DOYLESTOWN, PA  
**EXP. (NFL/RAVENS):** 5/5

Wilkins assists the coaching staff with self-scouting, opponent tendencies, research and video cutups. Originally joined the Ravens as an intern in the football video department just before graduating from Maryland (2010).



# 2014 COACHING INTERNS



## **RICHARD ANGULO** COACHING INTERN (OFFENSE)

---

**COLLEGE:** WESTERN NEW MEXICO  
**BORN:** 8/13/80, SANTA ANA, CA

Angulo serves as an offensive assistant by supporting Jay Harbaugh with offensive quality control duties. He spent the previous two years as offensive line/strength and conditioning coach at Trinity International University in Illinois. Angulo played eight seasons at tight end for the Rams (2003), Vikings (2004-06), Bears (2006) and Jaguars (2007-08).



## **TONY COAXUM** COACHING INTERN (SPECIAL TEAMS)

---

**COLLEGE:** WEST POINT  
**BORN:** 12/2/76, CHARLESTON, SC

Coaxum works with the special teams units, assisting special teams coordinator/associate head coach Jerry Rosburg. He completed the NFL Minority Fellowship Program with the Giants (2008) and Buccaneers (2012). Coaxum previously worked as an assistant coach at Army (linebackers, 2007-08; cornerbacks, 2009-13) and served as a Field Artillery Officer in the United States Army.



## **CHRIS HORTON** COACHING INTERN (DEFENSE)

---

**COLLEGE:** UCLA  
**BORN:** 12/29/84, LOS ANGELES, CA

Horton works with linebackers coach Ted Monachino and the Ravens' outside linebackers. He served as a defensive backs/special teams intern for the Super Bowl XLVIII Champion Seattle Seahawks in 2013. Horton played safety for five seasons in the NFL with the Redskins (2008-11) and Giants (2012). He was a seventh-round draft pick by Washington in 2008, earning an NFC Defensive Player of the Week and Month award in his rookie season.



## **MIKE MACDONALD** COACHING INTERN (DEFENSE)

---

**COLLEGE:** GEORGIA  
**BORN:** 6/26/87, BOSTON, MA

Macdonald assists secondary/assistant head coach Steve Spagnuolo and assistant defensive backs coach Chris Hewitt in coaching the defensive backs. Before joining the Ravens, He served as a safeties and defensive quality control coach for the Georgia Bulldogs (2011-13) while earning his master's in sport management.

# ALL-TIME RAVENS COACHES

**ROY ANDERSON**

Defensive Assistant/Secondary - 2009-11

**MARK ASANOVICH**

Assistant Strength and Conditioning - 2002

**TERYL AUSTIN**

Secondary - 2011-13

**JUNEY BARNETT**

Asst. Strength & Conditioning - 2012-14

**MAXIE BAUGHAN**

Linebackers - 1996-98

**BRIAN BILLICK**

Head Coach - 1999-2007

**CLARENCE BROOKS**

Defensive Line - 2006-14

**JASON BROOKS**

Offensive Quality Control - 2009-12

**JACOB BURNEY**

Defensive Line - 1996-98

**JIM CALDWELL**

Offensive Coordinator - 2012-13

**CAM CAMERON**

Offensive Coordinator - 2008-12

**MARK CARRIER**

Secondary - 2006-09

**JUAN CASTILLO**

Offensive Line - 2012-14

**MATT CAVANAUGH**

Offensive Coordinator - 1999-2004

**JIM COLLETT**

Offensive Line - 1999-2004

**BILL DeLORBE**

Cross Training Specialist - 2014

**JACK DEL RIO**

Linebackers - 1999-2001

**RICK DENNISON**

Quarterbacks - 2014

**JOHN "MOTHER" DUNN**

Assistant Strength and Conditioning - 2008-11

**LESTER ERB**

Quality Control/Offense - 1997-98

**BOBBY ENGRAM**

Wide Receivers - 2014

**VIC FANGIO**

Linebackers - 2006-09

**JIM FASSEL**

Offensive Coordinator - 2004-06

**JOHN FASSEL**

Special Teams Assistant - 2005-07

**KIRK FERENTZ**

Assistant Head Coach/Offense - 1996-98

**JEDD FISCH**

Assistant Quarterbacks Coach - 2004-07

**JEFF FITZGERALD**

Linebackers - 2004-07

**CHRIS FOERSTER**

Offensive Line/Asst. Head Coach - 2005-07

**JEFF FRIDAY**

Strength and Conditioning - 1999-2007

**FRANK GANSZ, JR.**

Special Teams Coordinator - 2006-07

**JAY HARBAUGH**

Offensive Quality Control - 2013-14

**THOMAS HAMMOCK**

Running Backs - 2014

**JOHN HARBAUGH**

Head Coach - 2008-14

**WADE HARMAN**

Tight Ends - 1999-2013

**CHRIS HEWITT**

Assistant Defensive Backs - 2012-14

**JIM HOSTLER**

Wide Receivers - 2008-13

**DONNIE HENDERSON**

Secondary - 1999-2003

**PAT HILL**

Tight Ends - 1996

**HUE JACKSON**

Quarterbacks - 2008-09

**MILT JACKSON**

Wide Receivers - 1999-2000

**MIKE JOHNSON**

Wide Receivers - 2006-07

**GARY KUBIAK**

Offensive Coordinator - 2014

**AL LAVAN**

Running Backs - 1996-98

**MARVIN LEWIS**

Defensive Coordinator - 1996-2001

**JOHNNIE LYNN**

Secondary - 2004-05

**MARWAN MAALOUF**

Assistant Special Teams - 2008-11

**ERIC MANGINI**

Quality Control/Offense - 1996

**RICHARD MANN**

Wide Receivers - 1997-98

**TED MARCHIBRODA**

Head Coach - 1996-98

**DON "WINK" MARTINDALE**

Inside Linebackers - 2012-14

**JOHN MATSKO**

Offensive Line - 2008-10

**GREG MATTISON**

Defensive Coordinator - 2008-10

**ANDY MOELLER**

Offensive Line - 2008-13

**TED MONACHINO**

Linebackers - 2010-14

**WILBERT MONTGOMERY**

Running Backs - 2008-13

**CHIP MORTON**

Asst. Strength and Conditioning - 1999-2001

**TONY NATHAN**

Running Backs - 2006-07

**RICK NEUHEISEL**

Offensive Coordinator/Quarterbacks - 2005-07

**MIKE NOLAN**

Defensive Coordinator - 2001-04

**SCOTT O'BRIEN**

Special Teams - 1996-98

**CHUCK PAGANO**

Defensive Coordinator - 2008-11

**BRIAN PARIANI**

Tight Ends - 2014

**DEAN PEES**

Defensive Coordinator - 2010-14

**MIKE PETTINE**

Outside Linebackers - 2002-08

**RUSS PURNELL**

Special Teams - 1999-2001

**ALVIN REYNOLDS**

Defensive Backs - 1996-98

**PAUL RICCI**

Assistant Strength and Conditioning - 2002-07

**BOB ROGUCKI**

Strength and Conditioning - 2008-14

**GREG ROMAN**

Assistant Offensive Line - 2006-07

**JERRY ROSBURG**

Special Teams Coord./Assoc. Head Coach - 2008-14

**REX RYAN**

Asst. Head Coach/Defensive Coord.- 1999-2008

**AL SAUNDERS**

Senior Offensive Assistant - 2009-10

**JIM SCHWARTZ**

Quality Control/Defense - 1996-98

**JOHN SETTLE**

Quality Control/Special Teams - 1996-97

**STEVE SHAFER**

Assistant Head Coach/Secondary - 1999-2001

**DAVID SHAW**

Wide Receivers - 2002-05

**MIKE SHEPPARD**

Wide Receivers - 1996

**DARRIN SIMMONS**

Quality Control/Special Teams - 1998

**JERRY SIMMONS**

Strength and Conditioning - 1996-98

**MATT SIMON**

Running Backs - 1999-2005

**MIKE SINGLETARY**

Inside Linebackers - 2003-04

**MIKE SMITH**

Linebackers - 1999-2002

**STEVE SPAGNUOLO**

Secondary/Asst. Head Coach - 2013-14

**DON STROCK**

Quarterbacks - 1996-98

**BENNIE THOMPSON**

Assistant Special Teams - 2000-05

**DENNIS THURMAN**

Secondary - 2002-07

**CRAIG VER STEEG**

Senior Offensive Assistant - 2008-14

**TODD WASHINGTON**

Assistant Offensive Line - 2011-14

**MATT WEISS**

Defensive Quality Control/LBs Asst. - 2009-14

**KEN WHISENHUNT**

Tight Ends - 1997-98

**DREW WILKINS**

Coaching Staff Assistant - 2014

**PHIL ZACHARIAS**

Defensive Assistant - 2002-04

**GARY ZAUNER**

Special Teams Coordinator - 2002-05

**JIM ZORN**

Quarterbacks - 2010

Gold - current NFL head coaches



BALTIMORE  
RAVENS

## ERIC DECOSTA ASSISTANT GENERAL MANAGER

COLLEGE: COLBY  
BORN: 4/10/71, TAUNTON, MA  
EXP. (NFL/RAVENS): 19/19

Eric DeCosta has been a part of the Ravens organization since the beginning. A graduate of the Ravens' "20/20 Club" (includes members of the team's personnel staff who started with the Ravens as young assistants and grew into evaluators with more input), DeCosta joined the franchise in an entry-level position in 1996. He moved up the personnel ranks, first as an area scout, then as director of college scouting (six years) and director of player personnel (three years) before his most recent promotion to assistant general manager (2012). DeCosta assists GM Ozzie Newsome in overseeing both the college scouting and pro personnel departments. The Taunton, MA, native was honored in 2005 by *The Sporting News* as one of the top young stars in sports and was selected to both the 2008 *Baltimore Business Journal* and *Baltimore Magazine* "40 Under 40" group. He also served on the eight-member committee to interview and select Ravens head coach John Harbaugh in 2008.

During DeCosta's tenure as scouting director, the Ravens drafted Pro Bowlers OLB Terrell Suggs ('03), DT Haloti Ngata ('06), G Ben Grubbs ('07), FB Le'Ron McClain ('07), G Marshal Yanda ('07) and RB Ray Rice ('08) and a number of other key contributors, including OLB Jarret Johnson ('03), C Jason Brown ('05) and Super Bowl XLVII MVP QB Joe Flacco ('08).

**1996-2014: (with Baltimore) 2014:** Team signed five-time Pro Bowl WR Steve Smith, Sr. and drafted LB C.J. Mosley (Alabama) 17th overall. **2013:** Ravens signed three-time Pro Bowl OLB Elvis Dumervil, DE Chris Canty and LB Daryl Smith as key free agents...Smith led the Ravens in tackles (123), and Dumervil was second with 9.5 sacks...In the draft, team's top two selections were S Matt Elam (first round, 32nd overall) and LB Arthur Brown (second round, 56th overall).



Eric DeCosta and general manager & executive vice president Ozzie Newsome attend Ravens practices together, working closely to make decisions on the team's football personnel.

### OZZIE NEWSOME ON DECOSTA

*"While Eric continues to help and direct the personnel department, he has become a vital part of the decision-making process for everything we do in football."*

**2012:** Promoted to assistant general manager following the NFL Draft...Strong moves both in free agency and the draft helped Baltimore win Super Bowl XLVII: free agent WR/RS Jacoby Jones, who earned his first Pro Bowl, rookie free agent K Justin Tucker, who went 30-of-33 on FGAs, and draft picks OLB Courtney Upshaw (second round), G Kelechi Osemele (second round) and RB Bernard Pierce (third round) each made significant contributions en route to the title. **2011:** Baltimore signed key free agents FB Vonta Leach, who earned two Pro Bowls with the Ravens (2011-12), and S Bernard Pollard, who started 26 games in two seasons (2011-12)...Team selected CB Jimmy Smith (Colorado) in the first round and standout WR Torrey Smith (Maryland) in the second round. **2010:** Ravens traded for Pro Bowl WR Anquan Boldin, added quality veteran free agent DE Cory Redding and strengthened team depth, including TEs Ed Dickson (third round) from Oregon and BYU's Dennis Pitta (fourth round) through the draft. **2009:** Promoted to director of player personnel, following six successful seasons as scouting director...Ravens drafted All-Rookie team honoree Ole Miss T Michael Oher (first round) and picked up CB Lardarius Webb (Nicholls State) in the third round of the draft...Also signed free agent K Billy Cundiff, who earned his first Pro Bowl in 2010. **2008:** Led the Ravens during the NFL Draft, selecting Delaware QB Joe Flacco (18th overall), the Super Bowl XLVII MVP, and Rutgers RB Ray Rice, a three-time Pro Bowler. **2007:** Ravens drafted 2011 Pro Bowl G Ben Grubbs (Auburn), the team's first-round pick (29th overall), and three-time Pro Bowl G Marshal Yanda (Iowa) in the third round. **2006:** Drafted All-Rookie Team standouts DT Haloti Ngata (12th overall), a five-time Pro Bowler, and S Dawan Landry (fifth round)...Baltimore also selected top-notch P Sam Koch (sixth round) out of Nebraska. **2005:** Selected All-Rookie Team honoree WR Mark Clayton (22nd overall) from Oklahoma, who had a record-breaking first year in Baltimore, and UNC C/G Jason Brown (fourth round). **2003:** Was named director of college scouting...Drafted 2011 NFL Defensive Player of the Year and 2003 Defensive Rookie of the Year OLB Terrell Suggs, a six-time Pro Bowler. **1998-2002:** Was the Ravens' Midwest area scout...Spent time researching and analyzing draft-day trades and helped evaluate free agent prospects for the pro personnel department...Worked



# ERIC DECOSTA

with both the college and pro scouting staffs on the draft and free agency. **1998:** Was promoted to area scout after spending time in the fall of 1997 scouting the Midwest.

**1995: (with Washington)** Earliest NFL experience came with a training camp internship in the Redskins' player personnel department.

**1993-95: (with Trinity College) 1994-95:** In a graduate fellowship, Eric coached the defensive line and linebackers while earning his master's degree in English. **1993:** Was an intern coach for Trinity's wide receivers.

**COLLEGE:** Earned degrees in English and the classics from Colby, receiving dean's list honors (1990-92)...Was a three-year football letterman and captain at LB...As a senior, he was selected as the Millett Award recipient for outstanding athletic contributions over his four years.

**PERSONAL:** Attended Taunton (MA) HS, where he played FB and LB, earned three varsity letters, and as a senior, was voted team captain...Is active with a number of charities, including the Sports Boosters of Maryland and the Boys

and Girls Club...Has assisted with countless fundraisers and other charitable events for those organizations...DeCosta also serves on the Board of Directors for the Maryland SPCA...Eric serves as a celebrity judge at the charity's annual fundraiser, the March for the Animals, which raises over \$350,000 each year to help support the Maryland SPCA's mission to improve the lives of pets and people in the community...Each of the last five years, Eric has been asked by the Ravens Foundation to review scholarship applications and interview high school candidates for the Ravens Scholars program...The initiative, which was created in 2010, awards a \$5,000 renewable scholarship (up to \$20,000 per scholar) to five local high school students each year...Eric and his wife, Lacie, are actively involved with The Family Tree, a nonprofit organization in Maryland dedicated to preventing child abuse and providing families with solutions...The couple also supports the Irvine Nature Center, an environmental education center...Eric, Lacie, their daughter, Jane Elizabeth (11), and two sons, Michael Litz (7) and Jackson James (3), reside in Baltimore.

## SUCCESS ACROSS THE DRAFT BOARD

Since the team's first year (1996) in Baltimore, the Ravens organization has been praised for its success selecting players throughout the draft. Hall of Famer Jonathan Ogden was tabbed with the franchise's first-ever draft pick, followed closely by future Hall of Famer Ray Lewis, who was the second first-round pick in 1996. The team has also found gems in lower rounds like Jarret Johnson (fourth round), Dennis Pitta (fourth) and Adalius Thomas (sixth) and has excelled with the signings of rookie free agents who became starters and made key contributions:

### Rd. Players (Year Drafted)

- |     |   |
|-----|---|
| 1   | Hall of Famer Jonathan Ogden ('96), Future Hall of Famer Ray Lewis ('96), Todd Heap ('01), Future Hall of Famer Ed Reed ('02), Terrell Suggs ('03), Haloti Ngata ('06), Super Bowl XLVII MVP Joe Flacco ('08) & Jimmy Smith ('11) |
| 2   | Jamie Sharper ('97), Ray Rice ('08), Torrey Smith ('11), Courtney Upshaw ('12) & Kelechi Osemele ('12)  |
| 3   | Casey Rabach ('01), Marshal Yanda ('07), Lardarius Webb ('09) & Bernard Pierce ('12)  |
| 4   | Edwin Mulitalo ('99), Jarret Johnson ('03), Le'Ron McClain ('07) & Dennis Pitta ('10)   |
| 5   | Jermaine Lewis ('96), Dawan Landry ('06), Arthur Jones ('10) & Pernell McPhee ('11)   |
| 6   | Adalius Thomas ('00), Chester Taylor ('02), Sam Koch ('06) & Haruki Nakamura ('08)  |
| 7   | DeAngelo Tyson ('12)  |
| RFA | Mike Flynn ('97), Priest Holmes ('97), Will Demps ('02), Bart Scott ('02), Ma'ake Kemoeatu ('02), Jameel McClain ('08), Dannell Ellerbe ('09), Justin Tucker ('12) & Marlon Brown ('13)   |



**TE Dennis Pitta**  
(fourth round, 2010)

**Draft Quick Hit:** The Ravens are one of a short list of teams that do not belong to the National Football Scouting group, which provides member teams a list of players and reports on each that are eligible for the draft. "We make our own list, and that means we look at all players on a college roster," Eric DeCosta says. "We do a lot of cross-checking. A number of us in the department look at everyone, and then we have the area scouts look at certain players from other regions so we get multiple grades and opinions on all the players."



BALTIMORE  
RAVENS

## PAT MORIARTY

SENIOR VICE PRESIDENT OF FOOTBALL ADMINISTRATION

**COLLEGE:** GEORGIA TECH

**BORN:** 5/19/55, CLEVELAND, OHIO

**EXP. (NFL/RAVENS):** 22/19 (1 PLAYING / 21 FRONT OFFICE)

Pat Moriarty, the team's senior vice president of football administration, has been a key part of the franchise since 1994. A longtime member of the personnel staff, Moriarty was one of the NFL's original "capologists." He is responsible for the management and strategic planning of the Ravens' salary cap. The Cleveland native negotiates all of the Ravens' player contracts, oversees salary cap administration, roster management and the day-to-day operations of the player personnel department. Moriarty is the key liaison with the NFL Management Council and Players Association. Over the course of 20 years, Moriarty has negotiated player contracts totaling over \$1 billion. He has negotiated contracts for 21 Ravens first-round draft choices, as well as numerous free agents. He also analyzes draft-day trades during the NFL selection process each spring. Moriarty works closely with GM Ozzie Newsome in many areas, including helping to coordinate the budgets of the scouting, coaching, equipment, football video, training, and strength and conditioning departments. In 2008, Moriarty was part of an eight-member committee to select head coach John Harbaugh.

**1996-2014: (with Baltimore) 2014:** Re-signed a number of key Ravens free agents to new contracts and signed free agent WR Steve Smith, Sr. to a multi-year deal. **2013:** Re-signed Super Bowl XLVII QB Joe Flacco to a six-year contract... Signed free agents DL Chris Canty and OLB Elvis Dumervil to multi-year deals. **2010-12:** Extended the contracts of defensive starters S Bernard Pollard and CB Lardarius Webb ('12) and negotiated a long-term deal for P Sam Koch ('11)...Ravens traded for and then signed Pro Bowl WR Anquan Boldin ('10) and signed standout free agent DE Cory Redding. **2008-09:** In 2009, team re-signed LB Ray Lewis to finish his career in Baltimore and added quality free agent veterans, including six-time Pro Bowl C Matt Birk, K Billy Cundiff, CB Domonique Foxworth and CB/RS Chris Carr, to improve the roster...Ravens signed Pro Bowl special teamer Brendon Ayanbadejo in 2008 to bolster the roster. **2005-07:** Ravens traded for QB Steve McNair in 2006, and in 2007, for RB Willis McGahee, who earned his first Pro Bowl with Baltimore...Moriarty also re-negotiated the contracts of two key Ravens defensive players: NT Kelly Gregg and Pro Bowl S Ed Reed...Also re-signed OLB Jarret Johnson and Pro Bowl LB Bart Scott...In free agency, Moriarty negotiated the contracts for key additions DE Trevor

Pryce, WR Derrick Mason and CB Samari Rolle...Named VP of football administration in '05. **1997-2004:** Re-negotiated the contracts of several other pivotal players, including Pro Bowlers TE Todd Heap, LB Ray Lewis and T Jonathan Ogden, allowing the team to remain competitive while staying within the confines of the salary cap. **1996:** When the franchise moved to Baltimore, Moriarty was named the organization's chief financial officer.

**1994-95: (with Cleveland)** Joined the Browns' front office in 1994 as the director of business operations.

**1982-93:** Was involved in commercial banking in the Cleveland area. **1988-93:** Worked for Key Bank in Cleveland in the corporate lending division.

**1980-81:** Spent NFL training camps with the Cleveland Browns and Miami Dolphins.

**NFL PLAYER (1979):** Moriarty's NFL career began as a rookie free agent RB for the Cleveland Browns in 1979...Scored 2 TDs and also played on special teams.

**COLLEGE/PERSONAL:** Earned a bachelor's degree in industrial management from Georgia Tech, where he was a three-year starter at RB...Later earned his master's degree (1993) in business administration from John Carroll University...Earned All-State honors in both football and track at Benedictine (Cleveland, OH) HS and was inducted into the school's athletic Hall of Fame in 2002...Brother, Tom, played five years in the NFL as a DB, four with Atlanta and one with Pittsburgh...Moriarty, who is on the NFL Management Council's Working Club Executive Committee for the 11th-straight year, is a graduate of the Univ. of Baltimore School of Law...Has been a guest speaker at numerous events, including Loyola University, Univ. of Maryland Law School, Univ. of Maryland Business School and the Univ. of Baltimore School of Law, where he spoke on sports and entertainment law...Moriarty is also on the Board of Advisors for the Univ. of Baltimore School of Law...Has participated in the annual Ravens' event, A Purple Evening (football sessions for women), speaking on the NFL's salary cap...He and his wife, Lynn, are the parents of son, Kevin (26), who works at the technical staffing firm Fortitude Systems (McLean, VA), and played midfield on the 2012 NCAA National Championship Loyola University lacrosse team, and daughters, Laura (23), a graduate of UNC-Wilmington, and Katherine (20), a sophomore at Fairfield University.

*"Pat is an 'impact player' in our organization. He is thorough and sound, plus creative in the structure of contracts. He has a working knowledge of every team's salary cap structure and knows the ins and outs of working with the league office. His management of our cap helped us win our two Super Bowls (2000 and 2012)."*

*– General Manager & Executive Vice President Ozzie Newsome*





BALTIMORE  
**RAVENS**

## VINCENT NEWSOME DIRECTOR OF PRO PERSONNEL

**COLLEGE:** WASHINGTON  
**BORN:** 1/22/61, BRAINTREE, ENGLAND  
**EXP. (NFL/RAVENS):** 32/19 (10 PLAYING / 22 SCOUTING)

Vincent Newsome is in his sixth year as the team's director of pro personnel. Newsome oversees the team's pro scouting efforts, including evaluating NFL free agent talent, providing the coaching staff with advance scouting reports of upcoming opponents and conducting free agent workouts throughout the year. He works closely with GM Ozzie Newsome in analyzing NFL rosters, reviewing the waiver wire daily, and coordinating and evaluating each year's free agency market. Newsome also works with VP of football administration Pat Moriarty in providing background on players, specifically to assess their talent level and decide a salary cap value. In 2008, he served on the eight-member committee to interview and select Ravens head coach John Harbaugh. Newsome originally joined the franchise's personnel department in 1993, following a 10-year career as a safety in the NFL.

**1996-2014: (with Baltimore) 2013:** Was selected to attend the NFL's Career Development Symposium for upper management personnel at the Wharton School of Business in Philadelphia...Ravens bolstered roster following Super Bowl XLVII victory with Pro Bowl OLB Elvis Dumervil and DE Chris Canty. **2011-12:** Ravens acquired key free agents in WR/RS Jacoby Jones ('12), who earned his first Pro Bowl in 2012 and three-time Pro Bowl FB Vonta Leach and S Bernard Pollard in 2011. **2010:** Ravens traded for Pro Bowl WR Anquan Boldin, who provided solid leadership and was a key contributor in the team's Super Bowl XLVII victory. **2009:** Named the Ravens' director of pro personnel in January...Assisted in evaluating and acquiring free agents including C Matt Birk (six-time Pro Bowler). **2003-08:** Was the team's assistant director of pro personnel for six years, handling advance scouting of Ravens opponents, as well as evaluating talent in the CFL...Newsome conducted free agent workouts during the regular season and assisted the

college scouting staff by evaluating talent for the NFL Draft... Baltimore secured a number of key free agents, including three-time Pro Bowl special teamer Brendon Ayanbadejo and important utility CB Frank Walker. **2000-02:** Was the Ravens' western college supervisor, covering players from California to Wisconsin. **1996-99:** Became the Ravens' West area scout upon the team's move to Baltimore...Over the years, key acquisitions from Newsome's scouting area have had success and are recognized league-wide, including Pro Bowlers T Jonathan Ogden, CB Chris McAlister, TE Todd Heap and OLB Terrell Suggs, the 2003 Defensive Rookie of the Year and 2011 NFL Defensive Player of the Year.

**1993-95: (with Cleveland)** Spent three years as a special assignment scout evaluating skill positions nationally... Joined the Browns' personnel department after retiring from the NFL after an 11-year playing career in the spring of 1993.

**NFL PLAYER (1983-93):** Was a standout safety for the Los Angeles Rams and Cleveland Browns...His 10-year career totals include 763 tackles (526 solo), 4 sacks, 62 PD, 17 INTs, 7 FFs and 9 FRs...Led the Rams in tackles his last two seasons... Was honored by his Rams teammates in 1989 with the Ed Block Courage Award after missing 10 games with a neck injury...In 1985, was both the Rams' Special Teams Player of the Year and a *Sports Illustrated* All-Pro at safety...Was originally a fourth-round draft selection by the Rams in 1983.

**COLLEGE/PERSONAL:** Earned honorable mention All-America honors as a DB his senior year at Washington... Led the secondary with 69 tackles and recorded 4 INTs... Was president of Alpha Phi Alpha fraternity and majored in psychology...Attended Vacaville (CA) HS, where he was a three-sport athlete (football, basketball and track)...Vincent and his wife, Tasha, have three daughters, Candace, Emerald and Victoria.

### SUPER BOWLS SINCE 2000

The Baltimore Ravens have won two Super Bowl titles during their 18-year history, capturing the Lombardi Trophy in 2000 and 2012. Baltimore is just one of four NFL franchises to win multiple World Championships since 2000.

#### MOST SUPER BOWL TITLES SINCE 2000 SEASON



Titles	Team	Seasons
3	New England Patriots	2001, 2003, 2004
2	<b>Baltimore Ravens</b>	<b>2000, 2012</b>
2	New York Giants	2007, 2011
2	Pittsburgh Steelers	2005, 2008







BALTIMORE  
**RAVENS**

## JOE HORTIZ DIRECTOR OF COLLEGE SCOUTING

**COLLEGE:** AUBURN  
**BORN:** 11/8/75, PHILADELPHIA, PA  
**EXP. (NFL/RAVENS):** 16/16

Joe Hortiz is in his fifth year as the Ravens' director of college scouting. He directs the Ravens' college scouting process, coordinating the schedules and cross-checking duties of the area scouts. Hortiz also manages the team's draft preparation and the evaluation and ranking process of hundreds of NFL draft-eligible prospects. Hortiz, who joined the organization in 1998, spent eight years as a scout for Baltimore, covering the Northeast and Southeast regions before becoming a national scout for three seasons (2006-08). In 2007, Baltimore selected Auburn G Ben Grubbs (29th overall), who was scouted by the fellow Auburn alum Hortiz and became a Pro Bowler in 2011 with the Ravens. A graduate of the Ravens' "20/20 Club," (see below), Hortiz originally joined Baltimore as a personnel assistant in 1998.

**1998-2014: (with Baltimore)** **2013-14:** Team selected LB C.J. Mosley (Alabama, 17th overall, 2014) and S Matt Elam (Florida, 32nd overall, 2013) in the first round. **2012:** Ravens drafted Alabama OLB Courtney Upshaw (second round), Iowa State G Kelechi Osemele (second) and Temple RB Bernard Pierce (third), all of whom helped the Ravens win Super Bowl XLVII. **2011:** Selected CB Jimmy Smith (Colorado) and WR Torrey Smith (Maryland) in the first two rounds... Torrey set team rookie receiving records in catches (50), yards (841) and TDs (7). **2010:** Ravens drafted key contributors TEs Ed Dickson (third round) and Dennis Pitta (fourth), DE Art Jones (fifth) plus WR/RS David Reed, who had the NFL's longest KOR (103 yards), setting a then-franchise record in 2010. **2009:** Promoted to director of college scouting after eight years as a college scout...In Hortiz's first draft as head

of college scouting, Baltimore selected All-Rookie team performer T Michael Oher (Mississippi) with the 23rd-overall selection and CB/RS Lardarius Webb (Nicholls State). **2008:** Scouted players across the country, with a primary focus on the eastern half, where seven of 10 Ravens draft picks were selected in the '08 NFL Draft...Was invited to introduce Grubbs at the Ravens Roost No. 7's annual Extra Effort Award banquet in April. **2007:** Team's first-round draft pick Grubbs was selected from Joe's focus area and attended his alma mater. **2006:** Promoted to national scout...Was tasked with covering the eastern half of the country, including the Big East, Big Ten, MAC, ACC, SEC and Conference USA. **2003-05:** Served as Ravens Southeast area scout and covered the SEC, ACC and C-USA. **2001-02:** Scouted the Northeast. **1998-2000:** Worked both with the pro and college scouting staffs as a football personnel assistant...Responsibilities included assisting GM Ozzie Newsome and vice president of football administration Pat Moriarty, who manages the salary cap, and performing "the box" workout at schools across the country for three spring seasons.

**COLLEGE/PERSONAL:** While earning his B.S. in accounting from Auburn, Joe was an undergraduate assistant coach for Terry Bowden and the Tigers' football team from 1995-97...Worked with both the QBs and WRs and coached the scout team LBs and secondary...Also coordinated Auburn's summer football camps...Son of Joe and Marlene Hortiz, Joe attended Salesianum (Wilmington, DE) HS...He and his wife, Jennifer, have four sons, Joey (7), Jack (6), Jameson (3) and Julian (1).

### THE "20/20 CLUB"

The Ravens' "20/20 Club" includes members of the team's personnel staff who started with the Ravens as young assistants and grew into evaluators with more input. The term "20/20" refers to hiring 20-year-olds for \$20,000. According to GM Ozzie Newsome: "The guys actually started when they were a little older than 20 and for more than \$20,000, but that's what we call them."

#### "20/20 CLUB" GRADUATES (includes current personnel staff)

Name	Joined Ravens	Current Title
George Kokinis	1991 (with Browns)	Senior Personnel Assistant
Eric DeCosta	1996	Assistant General Manager
Joe Hortiz	1998	Director of College Scouting
Chad Alexander	1999	Assistant Director of Pro Personnel
Joe Douglas	2000	National Scout
Mark Azevedo	2005	Northeast Area Scout
David Blackburn	2007	West Area Scout
Ian Cunningham	2008	Southeast Area Scout



BALTIMORE  
**RAVENS**

## GEORGE KOKINIS SENIOR PERSONNEL ASSISTANT

**COLLEGE:** HOBART  
**BORN:** 2/27/67, WETHERSFIELD, CT  
**EXP. (NFL/RAVENS):** 24/18

George Kokinis began his NFL career with the Cleveland Browns in 1991, moving with the franchise to Baltimore in 1996. He advanced through the scouting ranks, ultimately becoming the Ravens' director of pro personnel for six seasons (2003-08). Kokinis was hired to be the Cleveland Browns' general manager in 2009. As a longtime member of Ozzie Newsome's staff, Kokinis returned to the franchise in 2010, bringing a wealth of experience and knowledge back to Baltimore.

**2010-14: (with Baltimore):** Assists in the evaluation of the team's college and pro personnel...Also joins the defensive staff on game day in identifying personnel. **2010:** Re-joined the team as the Ravens' senior personnel assistant.

**2009: (with Cleveland) 2009:** Named the Browns' general manager on Jan. 26, 2009.

**1996-2008: (with Baltimore) 2003-08:** Kokinis became the team's director of pro personnel in 2003, overseeing all aspects of the pro football personnel department...In his six years as director, his role included assisting evaluating free agent talent, monitoring waiver wire transactions, and handling contract negotiations for later-round draft picks.

**2000-02:** Promoted to the Ravens' assistant director of pro

personnel in 2000...Conducted the advance scouting of Ravens opponents and provided reports to the coaches. **1996-99:** Was the Ravens' Northeast area scout for four years before moving over to pro personnel...Moved to Baltimore with the Modell franchise.

**1991-95: (with Cleveland)** Began his NFL scouting career with the Browns in 1991 after serving an internship in the team's operations department.

**COLLEGE/PERSONAL:** Graduated from Hobart College with a B.A. in psychology and earned his master's degree in sports management at the University of Richmond (1991), while working as a graduate assistant coach for the Spiders' baseball team...He played both football and baseball during his collegiate career, earning ECAC Baseball Player of the Year honors in 1989 as a pitcher for the Statesmen, and was selected to represent the conference in a New York vs. New Jersey All-Star Game played at Yankee Stadium...Kokinis was a two-sport athlete at Wethersfield (CT) HS...George and his wife, Elizabeth, have a daughter, Marissa (15), and twins Peter and Ella (10).

### TOP 10 SUCCESS

The Ravens have chosen seven players in the Top 10 of the first round in 18 NFL Drafts (1996-2014). Of those, five – **T Jonathan Ogden** (4th overall, 1996), **LB Peter Boulware** (4th overall, 1997), **CB Chris McAlister** (10th overall, 1999), **RB Jamal Lewis** (5th overall, 2000) and **OLB Terrell Suggs** (10th overall, 2003) – have earned at least one trip to the Pro Bowl. Two of those players – Boulware and Suggs – also earned Rookie of the Year honors. Then, in 2011, Suggs (below, left) became the third Ravens player to be named NFL Defensive Player of the Year, joining **LB Ray Lewis** (2000 & 2003) and **S Ed Reed** (2004). On Aug. 3, 2013, Ogden (below, right) became the first-ever original Raven Pro Football Hall of Famer.





BALTIMORE  
**RAVENS**

## O.J. BRIGANCE

### SENIOR ADVISOR TO PLAYER DEVELOPMENT

**COLLEGE:** RICE

**BORN:** 9/29/69, HOUSTON, TX

**EXP. (NFL/RAVENS):** 18/12 (7 PLAYING / 11 FRONT OFFICE)

O.J. Brigance, a former Ravens and Baltimore Stallions (CFL) LB, is the Ravens' senior advisor to player development. Brigance, who has three championship rings – two Super Bowl rings with the Ravens (2000 and 2012) and a CFL Grey Cup ring with the Baltimore Stallions (1995) – has been an inspiration to the entire Ravens organization for his perseverance and courage while fighting Lou Gehrig's Disease (Amyotrophic Lateral Sclerosis) the past seven-plus years. In June 2014, Brigance was honored by the Pro Football Writers Association with the George Halas Award, given to the NFL player, coach or staff member who has overcome the most adversity to succeed. The NFL has saluted Brigance many times, earning the Best Overall Player Development Program award for two straight years (2005-06) and also receiving the Most Outstanding Internship Program Award in 2005. In 2007, the NFL once again honored Brigance's program, this time with the Outstanding Continuing Education Program Award. In 2008, the Ed Block Courage Award Foundation also saluted O.J. with its Johnny Unitas Tops in Courage Award for his strength in his battle against ALS. Brigance played seven years for three NFL teams (Miami, Baltimore and St. Louis) before joining the Ravens' front office in 2004.

**2004-14: (with Baltimore)** Works closely with director of player development Harry Swayne to assist all Ravens players with each phase of their careers...Has made significant contributions to the Ravens' player development program, including organizing a number of player internships in high school football programs, financial institutions and real estate groups...The life skills programs O.J. has provided to the players each year have been highly effective...Brigance's wife, Chanda, has also been very active with the organization, having spent a number of years as the Lady Ravens group facilitator...She coordinated the involvement of the players' and coaches' spouses and significant others with team-related events, including the Ravens' Family Food Drive and other charity functions and team-building activities...After being diagnosed with ALS (2007), Brigance has chosen to make the most of the opportunity by raising money and awareness for the fight against the disease...He established his own foundation, the Brigance Brigade Foundation ([brigancebrigade.org](http://brigancebrigade.org)), whose mission is to equip, encourage and empower people living with ALS...O.J. was the honorary chair of the Johns Hopkins University Packard Center for ALS Research's annual Fiesta 5K run six times (2008-13), helping raise over \$1 million in those six years...The Ravens organization supported O.J. each year, drawing the entire Ravens team in 2008 to run in the race. **2014:** Brigance Brigade hosted its first-ever 5.7K race, which was attended by over 1,000 and raised \$110,000 to help people

living with ALS. **2013:** Brigance published a book, *Strength of a Champion*, sharing his incredible story. **2008:** Brigance earned an Emmy Award as the host of the team's weekly TV show, *Ravens Report*. **2005:** Lady Ravens participated in the team's Hurricane Katrina relief collection...Chanda has also organized seminars for the group on benefits, financial education and empowerment.

**NFL/PRO PLAYER: 2001-02: (with St. Louis)** Brigance retired from the NFL after a two-year stint with the Rams.

**2000: (with Baltimore)** Significant special teams contributor on the Ravens' Super Bowl championship squad...Was second on team with 25 special teams tackles and led Ravens with 10 special teams stops in the postseason, including the very first special teams tackle in Super Bowl XXXV.

**1996-99: (with Miami)** Entered the NFL with the Miami Dolphins as a free agent...Was voted team captain twice in four seasons...His Dolphins teammates also selected him as the Ed Block Courage Award recipient in 1999...Brigance was involved in a number of different community organizations, including Habitat for Humanity, Cystic Fibrosis Foundation and the Daily Food Bank. **1999:** Honored with the NFLPA's Unsung Hero Award.

**1994-95: (with Baltimore Stallions)** Helped the CFL team earn a Grey Cup Championship in 1995.

**1991-93: (with British Columbia Lions)** Brigance's professional football career began in the CFL with the British Columbia Lions...Spent three seasons with the Lions (1991-93) and was named an All-Conference LB.

**COLLEGE/PERSONAL:** Graduated from Rice with a degree in managerial studies in 1992...Four-year letterman and three-year starter at LB...Brigance, who served on the board of directors for Aunt Hattie's Place, a home for young men, received the NFL's Winston/Shell Award in 2005, given annually to the player development director who demonstrates commitment and dedication in developing unique and innovative ideas and solutions to advance the mission of player development.



O.J. and Chanda





BALTIMORE  
RAVENS

## HARRY SWAYNE

### DIRECTOR OF PLAYER DEVELOPMENT

**COLLEGE:** RUTGERS  
**BORN:** 2/2/65, PHILADELPHIA, PA  
**EXP. (NFL/RAVENS):** 27/9 (15 PLAYING / 12 FRONT OFFICE)

Harry Swayne is in his fifth year as the Ravens' director of player development. Swayne, an offensive tackle on Baltimore's Super Bowl XXXV championship team, oversees the day-to-day responsibilities of the player development department, including assisting players with their career transition into, during and after their time in the NFL. He helps focus their attention on financial education and family assistance, ensuring each player has the support he needs. Swayne, who has four Super Bowl rings – including the Ravens' 2000 and 2012 World Championships – played tackle for five teams (TB, SD, Den., Bal. and Mia.).

**2008-14: (with Baltimore) 2012:** Completed the NFL's Athlete Development Professional Certification Program at The Wharton School. **2011:** Named to the NFL's Player Engagement Steering Committee by his fellow NFL player development directors. **2010:** Promoted to director of player development. **2009:** NFL awarded the Ravens as the Continuing Education Program of the Year. **2008:** Re-joined the Ravens as the assistant director of player programs.

**2003-07: (with Chicago)** Was the Bears' team chaplain for five

years, following a year-long internship with Rod Hairston, the Ravens' team chaplain.

**NFL PLAYER (1987-2001):** Was originally drafted (seventh round) by Tampa Bay in 1987 as a DE, but switched to tackle after three seasons (1987-90)...Spent six years with the San Diego Chargers (1991-96), contributing to the team's 1994 AFC Championship... Signed with the Denver Broncos in 1997 and earned his first two Super Bowl rings (1997-98)...Joined the Ravens as a free agent in 1999 and received his third Super Bowl ring – as the starting RT – after Baltimore's 34-7 victory over the Giants in Super Bowl XXXV...Swayne retired from the NFL as a player after the 2001 season in Miami.

**COLLEGE/PERSONAL:** Swayne played football and basketball at Cardinal Dougherty (Philadelphia, PA) HS...He earned a degree in physical education from Rutgers in 1990 and is currently working towards his Masters in counseling at Liberty University...Harry and his wife, Dawn, have five children: daughters Tosca (15), Sheri (10) and Nina (9) and sons Chris (14) and Rod (7).



BALTIMORE  
RAVENS

## CHAD ALEXANDER

### ASSISTANT DIRECTOR OF PRO PERSONNEL

**COLLEGE:** WAKE FOREST  
**BORN:** 2/17/75, MEMPHIS, TN  
**EXP. (NFL/RAVENS):** 16/16

Chad Alexander was promoted to the team's assistant director of pro personnel in 2009, following six years as an area scout covering three regions of the country for the Ravens. He works closely with director of pro personnel Vincent Newsome in evaluating NFL talent, providing advance scouting reports on upcoming opponents for the coaching staff, and assisting with free agent workouts. For eight years, Chad annually represented the Ravens at the NFL Draft in New York.

**1999-2014: (with Baltimore) 2014:** Ravens signed free agent WR Steve Smith, Sr. **2010:** Ravens traded for Pro Bowl WR Anquan Boldin. **2009:** Promoted to assistant director of pro personnel following the '09 draft...Team selected third-round pick CB Lardarius Webb (Nicholls State) from Chad's '08 scouting region (Southeast). **2008:** Alexander transitioned to the Southeast area after the NFL Draft in April. **2005-07:** Spent three seasons as Baltimore's Midwest area scout. **2003-04:** Spent two years as the team's West area scout...During that

time, the Ravens picked a number of players from his area, including OLB Terrell Suggs, the 2011 Defensive Player of the Year. **1999-2002:** Helped pro personnel staff scout free agents and assisted with advance scouting reports of opponents... Also monitored NFL practice squads, ranking players for potential signings...Assigned to scout colleges across the country for cross-checking duties. **1999:** Joined the Ravens as a pro personnel assistant.

**COLLEGE/PERSONAL:** Played FB at Wake Forest for four years...Earned a degree in communications...Worked for a year at an elementary school for children with behavioral disorders in Minneapolis, MN...Was an All-District football selection at Coppell (TX) HS...Also ran track for the Coppell Cowboys...Son of Hubbard Alexander, a former NFL WRs coach who won two championships while coaching receivers at the University of Miami (1983 and 1987) and three while coaching the Dallas Cowboys' receivers (1992, 1993 and 1995).



BALTIMORE  
RAVENS

## MARK AZEVEDO NORTHEAST AREA SCOUT

**COLLEGE:** COLBY  
**BORN:** 2/17/82, PLYMOUTH, MA  
**EXP. (NFL/RAVENS):** 10/10

Mark Azevedo is in his second year as the Ravens' Northeast area scout and covers schools from the ACC, Atlantic 10, Big East, Big Ten, Ivy League, MAC, MEAC and SEC. Following each year's draft, Azevedo also assists national scout Joe Douglas in coordinating the post-draft free agent signing process. He is also assigned to evaluate collegiate running backs, viewing tape and ranking those considered "draftable" by the Ravens.

**2005-14: (with Baltimore)** Works with national scout Joe Douglas in coordinating the team's post-draft free agent signing process. **2013:** Named team's Northeast area scout. **2012:** Following the draft, was elevated to cover the Southeast area, including the SEC and ACC, among other southern conferences. **2010:** Named an area scout and assisted with the evaluation of college talent in the Southeast, Southwest and Midwest regions. **2009:** Named a pro scout for the Ravens following the draft...Also served as one of two advance scouts (with assistant director of pro personnel Chad Alexander) for seasonal opponents. **2007-08:** Worked on team advance reports for the pro personnel department...Also evaluated talent from 20 colleges covering the East Coast from

Maine to Virginia...Assisted VP of football administration Pat Moriarty study player contracts and salaries...Helped track and evaluate upcoming free agents...Coordinated pre-draft player visits. **2006:** Advanced the opponents' special teams units.

**2004: (with Springfield College)** Graduate assistant coach for the FBs...Assisted with recruiting in the states of Florida, Massachusetts and Pennsylvania.

**2003: (with Colby College)** Worked with the football staff as a student with graduate assistant responsibilities.

**COLLEGE/PERSONAL:** A four-year contributor at TE for Colby College...Won the Paul "Ginger" Frazier award after his senior season...Graduated with a degree in American studies and minor in administrative science in 2004...Attended Silver Lake Regional (Kingston, MA) HS, where he was captain of the football team his senior year, earning two letters...Also earned one letter in track...His wife, Meghan, worked in the Ravens front office for three years...Son of Dennis and Diane Azevedo.



BALTIMORE  
RAVENS

## DAVID BLACKBURN WEST AREA SCOUT

**COLLEGE:** DePAUW  
**BORN:** 5/26/82, INDIANAPOLIS, IN  
**EXP. (NFL/RAVENS):** 7/7

David Blackburn, who has been with the team since 2007, was named an area scout following the 2012 NFL Draft. As the team's West area scout, Blackburn covers schools from the Pac-12, Mountain West, Sun Belt and WAC conferences. Like other members of the Ravens' personnel department, Blackburn also cross checks players from other scouting areas, evaluating, viewing tape and ranking those considered "draftable" by the Ravens.

**2007-14: (with Baltimore)** **2013:** Named West area scout. **2012:** Named an area scout following the draft. **2007-11:** After joining the team as a player personnel assistant in 2007, Blackburn served a number of roles within the team's scouting department, including preparing advance scouting reports of upcoming opponents, analyzing free agent prospects for pro personnel, scouting draftable collegiate players at multiple schools and helping coordinate in-season free agent player workouts/visits.

**2006: (with Butler University)** Graduate assistant coach for the defensive backs.

**COLLEGE/PERSONAL:** Graduated from DePauw with a degree in economics and minor in history in 2004...Was a four-year starter and captain (senior year) at cornerback for the Tigers, becoming the school's only four-time All-SCAC (Southern Collegiate Athletic Conference) selection...In 2005, David was named to the SCAC's 15th Anniversary Football Team...Earned a spot in the Management Fellows Program for business and entrepreneurship at DePauw...Was a captain at safety for Ben Davis (Indianapolis, IN) HS, the same school that Ravens WR Tandon Doss attended...Ben Davis was undefeated (15-0) and won the 5A State Championship during Blackburn's senior year...Also played baseball (four years) and basketball (two years) in high school...David and his wife, Kishia, live in Phoenix, AZ.



BALTIMORE  
RAVENS

## IAN CUNNINGHAM SOUTHEAST AREA SCOUT

**COLLEGE:** VIRGINIA  
**BORN:** 5/3/85, JACKSONVILLE, NC  
**EXP. (NFL/RAVENS):** 7/7

Ian Cunningham was promoted to Southeast area scout after the 2013 NFL Draft. He covers schools from the SEC and ACC, among other southern conferences. Cunningham originally joined the Ravens in 2008, spending his first five seasons as a player personnel assistant. He served a number of roles within the team's personnel department, including preparing advance scouting reports of upcoming opponents, helping target and analyze free agent prospects for pro personnel, working with senior VP of football administration Pat Moriarty on draft-day trades and helping format the rookie wage scale for draft picks.

**2008-14: (with Baltimore) 2014:** Ravens selected their first-round draft pick from Cunningham's area, LB C.J. Mosley (Alabama). **2013:** Named the team's Southeast area scout. **2008-12:** Joined the Ravens as a player personnel assistant...Cunningham worked in both college and pro scouting in a number of roles... Led half of the advance scouting reports on Ravens upcoming opponents...Helped with targeting free agent prospects... Assisted with draft-day trades and the rookie wage scale.

**COLLEGE/PERSONAL:** Cunningham earned his bachelor's degree in psychology (2007) and his master's in education (2008) from the University of Virginia...Started 30 games at G/C for the Cavaliers, earning honorable mention freshman All-American honors by *Rivals.com*...Made the ACC All-Freshman Team by *The Sporting News*...Earned an ACC player of the week award vs. UNC, also making the ACC Honor Roll as a junior in 2006...Started all four years on the offensive line at Hebron (Carrollton, TX) HS, earning a number of honors: first-team All-State by *AP*, class AAAA All-State, All-Area, All-County and All-District as a senior offensive tackle...Ian was also a finalist for class AAAA Offensive Player of the Year honors, the only lineman among five finalists...Earned first-team All-Area by *The Dallas Morning News*...Also started on the defensive line his final three seasons, earning second-team All-District as a D-lineman as a senior...Played in the U.S. Army All-American Bowl in San Antonio following his senior year.



BALTIMORE  
RAVENS

## JOE DOUGLAS NATIONAL SCOUT

**COLLEGE:** RICHMOND  
**BORN:** 7/20/76, RICHMOND, VA  
**EXP. (NFL/RAVENS):** 15/15

Joe Douglas was named the team's national scout after the 2012 NFL Draft, following three years as Southeast area scout (2009-11). He covers schools across the country, focusing mainly on the southern half of the U.S. Douglas, who originally joined Baltimore as a player personnel assistant in 2000, organizes and coordinates the post-draft undrafted free agent signing process along with Northeast scout Mark Azevedo. The Ravens have been extremely successful signing rookie free agents over the years. Some recent examples include LBs Jameel McClain ('08), Dannell Ellerbe ('09), and Albert McClellan ('10), K Justin Tucker ('12) and WR Marlon Brown ('13).

**2000-14: (with Baltimore) 2012:** Named national scout. **2009-11:** Southeast area scout and also evaluated DBs: Ravens drafted key contributor CB/RS Lardarius Webb in '09...Ravens selected T Jah Reid (Central Fla.), DE Pernell McPhee (Miss. St.) and RB Anthony Allen (Ga. Tech) from Douglas' area in '11. **2008:** Evaluated players on the entire East Coast...Played a key role in scouting and evaluating Ravens first-round pick QB Joe

Flacco and second-round pick RB Ray Rice. **2003-07:** Scouted the Northeast for the Ravens and cross-checked the O-line: Ravens drafted '11 Pro Bowlers G Ben Grubbs and G Marshal Yanda. **2000-02:** Worked mainly with the college scouting staff in a number of roles, including coordinating college workouts and draft visits, plus spring and fall scouting...Was also in charge of the team's college video library and assisted the pro personnel department in the advance special teams evaluations of the Ravens' opponents and unrestricted free agents.

**COLLEGE/PERSONAL:** A communications major and sports administration minor at Richmond, Douglas started 45-straight games at tackle, earning All-Atlantic 10 honors his senior year... Spent the 1999 season as a volunteer assistant coach for the Spiders' football team...Douglas, who was a two-time All-State O-lineman at Lee-Davis (Mechanicsville, VA) HS, lives with his wife, Shannon, daughters, Addison (8) and Leighton (3), and son, Thomas (6), in Eldersburg, MD.





BALTIMORE  
RAVENS

## JACK GLOWIK MIDWEST AREA SCOUT

**COLLEGE:** MIAMI (OH)  
**BORN:** 5/13/56, CLEVELAND, OH  
**EXP. (NFL/RAVENS):** 10/7

Jack Glowik, in his seventh year as an area scout for the Ravens, covers the Midwest region. He scouts schools from the Big 12, Big Ten (including Iowa and Nebraska), the SEC (including Arkansas and Missouri), the WAC and Conference USA. Glowik also evaluates and provides cross checking evaluation reports for the scouting department. The longtime college coach spent 25 years with five different schools, including his alma mater, Miami (OH). Prior to joining the Ravens in 2008, Glowik scouted the Midwest region for the Miami Dolphins (2005-07).

**2008-14: (with Baltimore) 2011:** Ravens selected first-round pick CB Jimmy Smith (Colorado) out of Glowik's focus area. **2008:** Joined the Ravens as an area scout.

**2005-07: (with Miami)** Covered the Mid-central states in the Dolphins' scouting system.

**1999-04: (with Northwestern)** Spent six years coaching for the Wildcats. **2002-04:** Tutored TEs and fullbacks, as well as special teams. **1999-2001:** Was the D-line and special teams coach.

**1990-98: (with Miami-OH)** Returned to his alma mater to coach

the defensive line and special teams for nine years.

**1988-89: (with Ohio University)** Was Ohio's defensive line coach.

**1987: (with Youngstown State)** One-year stint as OLBs and special teams coach.

**1983-84: (with North Carolina State)** Was the Wolfpack's defensive line coach.

**1979-82: (with Miami-OH)** Coached at his alma mater while Ravens head coach John Harbaugh was a student-athlete.

**1980:** Earned a full-time position coaching the defensive line for three years. **1978-79:** Began his coaching career as a graduate assistant coach.

**COLLEGE/PERSONAL:** Was a four-year defensive lineman at Miami (OH), earning a bachelor's degree in education in 1978... Was inducted into the school's Hall of Fame in 1988...Jack played on the same HS football team as Ravens VP of football administration, Pat Moriarty, at Benedictine (Cleveland, OH) HS...Jack and his wife, Beth, have two daughters, Kelsey (20) and Haley (17), and reside in Overland Park, KS.



BALTIMORE  
RAVENS

## MILT HENDRICKSON MID-REGIONAL SCOUT

**COLLEGE:** LUTHER COLLEGE  
**BORN:** 2/6/74, HUNTINGTON BEACH, CA  
**EXP. (NFL/RAVENS):** 10/10

After five years as the Midwest scout, Milt Hendrickson was named the team's mid-regional scout following the 2013 NFL Draft. As one of three regional scouts, Hendrickson is responsible for scouting the entire middle section of the United States. Milt is also assigned the offensive lineman position and reports on all of the O-linemen considered "draftable" by the Ravens. He originally joined the Ravens as a personnel assistant in 2005.

**2005-14: (with Baltimore) 2013:** Named mid-regional scout following the draft. **2012:** Ravens selected T Kelechi Osemele (Iowa State) from Hendrickson's focus area. **2008:** Promoted to Midwest area scout following the '08 draft. **2006-07:** Worked primarily with the pro personnel staff, serving as one of the team's two advance scouts of seasonal opponents and also tracking free agency...Gained experience in all aspects of the personnel department, including college scouting in the Midwest. **2005:** Joined the Ravens as a player personnel assistant.

**2000-04: (with Luther College) 2002-04:** Was Luther (Decorah, IA) College's associate head coach/special teams coordinator/offensive line coach...Hendrickson structured and implemented film analysis and film exchange with opponents...Was also responsible for recruiting and evaluating student-athletes. **2000-01:** Was the team's offensive line/running backs coach... Spent two months as the team's interim head coach, guiding the program through the transition period to a new head coach in 2001.

**1997-99: (with De Soto HS)** Earned a 26-10 record as the head varsity football coach for De Soto (WI) HS, while teaching language arts and social studies at De Soto Middle School.

**1996: (with University of Wisconsin-La Crosse)** Was the assistant varsity football coach.

**COLLEGE/PERSONAL:** Hendrickson was a team captain for both the football and baseball teams at Luther College...Graduated

# MILT HENDRICKSON

with a degree in history and elementary education...Also earned his master's in exercise and sports science-sport administration from Wisconsin-La Crosse...Was the valedictorian of his senior class at Pecatonica (Blanchardville, WI) HS and was a South All-

Star for the 1992 Wisconsin Shrine Bowl...Milt, who interned for the Green Bay Packers during training camp in 2004, and his wife, Amy, have a son, Hutson (9) and two daughters, Avalyn (5) and Jaycie (2). The family resides in La Crosse, WI.



BALTIMORE  
**RAVENS**

## ANDY WEIDL EAST-REGIONAL SCOUT

**COLLEGE:** VILLANOVA  
**BORN:** 5/24/74, LITTLE ROCK, AR  
**EXP. (NFL/RAVENS):** 17/10

Andy Weidl was named East-regional scout following the 2013 NFL Draft. As one of three regional scouts, Weidl is responsible for scouting the entire eastern section of the United States, including players from the ACC, American Conference, Big Ten, MAC and SEC. Weidl also evaluates and provides cross checking scouting reports on "draftable" players for the department. Weidl spent three years as the team's Northeast scout and four years as the Ravens' West area scout.

**2005-14: (with Baltimore) 2013:** Named East-regional scout... Team drafted Kyle Juszyk (Harvard) and John Simon (Ohio State) from Weidl's focus area. **2012:** Ravens drafted RB Bernard Pierce (Temple) and G/C Gino Gradkowski (Delaware). **2011:** Ravens picked WR Torrey Smith (Maryland) and QB Tyrod Taylor (VA Tech). **2010:** DE Art Jones (Syracuse) was selected in the draft. **2006:** Baltimore selected Pro Bowler DT Haloti Ngata (first round, Oregon) from Weidl's area. **2005:** Joined the Ravens as team's West area scout.

**2000-04: (with New Orleans) 2003-04:** Was the Saints' Northeast area scout, covering mainly Big East and ACC schools. **2000-02:** Joined the Saints as their National Combine Scout covering the South.

**1998-99: (with Pittsburgh)** Spent two years as a player personnel assistant for the Steelers...Assisted in evaluating both college and professional players.

**COLLEGE/PERSONAL:** Played offensive line at Villanova, while earning his degree in communications (1996) and adding graduate courses...Received a master's degree in human resource development (1997)...Awarded Thomas J. Burke Award for the "most consistent performance and dedication" at Villanova...Weidl, who attended Mt. Lebanon (Pittsburgh, PA) HS, resides with his wife, Aimee, and their daughter, Payten (1), in his native Pittsburgh.

## RAVENS DRAFT WIZARDRY

**Adam Schein, FoxSports.com:** "Three guarantees in life: Death, taxes and the Ravens ruling the draft. General manager Ozzie Newsome, assistant general manager Eric DeCosta and a great scouting department comprise a front office that always seems to be three steps ahead."

**Don Banks, SI.com:** "Talk to anyone who has watched [Ozzie] Newsome and his staff work up close, and they'll repeat a variation of the same theme: He made the rare transition from great player to great team executive and personnel evaluator by prioritizing listening, learning before talking, and being able to assimilate vast amounts of information and condense it down to its most salient points. Somehow, Newsome is able to block out the noise and avoid drowning in the details, which paves the way to more decisive and reasoned decision-making in the inherently inexact science that is football scouting and evaluation."

**Ian Rapoport, NFL.com:** "The Ravens' general manager [Ozzie Newsome] has built a perennial playoff participant through the draft, and he's done so by spotlighting the kinds of players the organization is now known for – those who play like they'd do it for free. Gritty, tough and with a love of the game. Hard-nosed, nasty and with a certain violence. If you were choosing sides for a street fight, think about how many Ravens you'd want on your team."

**John Clayton, ESPN:** "As a player, he was known as the Wizard of Oz, a Hall of Fame tight end who was hard to stop. As a drafter, he's a master of finding the right players."



BALTIMORE  
**RAVENS**

## LONNIE YOUNG WEST-REGIONAL SCOUT

**COLLEGE:** MICHIGAN STATE  
**BORN:** 7/18/63, FLINT, MI  
**EXP. (NFL/RAVENS):** 24/7 (12 PLAYING / 12 SCOUTING)

Lonnie Young is in his second year as the Ravens' West-regional scout. As one of three regional scouts, Young scouts conferences in the entire western section of the country, including players from the Pac-12, Mountain West, Sun Belt and WAC. Originally joining the Ravens in 2008, he spent five seasons as a West area scout. Young played 12 seasons as a defensive back for three NFL teams (Arizona, San Diego and NY Jets). While away from football, Young was a member of the McDonalds owner/operator program and ran two restaurants prior to going into the staffing industry with Express Personnel services. He began his NFL scouting career with the New York Jets in 2002. After a year in New York, Young spent the next five years with the Arizona Cardinals evaluating players from the western half of the country.

**2008-14: (with Baltimore) 2013:** Named West-regional scout following the draft. **2012:** Ravens selected CB Asa Jackson (Cal Poly) from Young's focus area. **2011:** First-round pick CB Jimmy Smith (Colorado) was taken in the draft. **2010:** Ravens drafted TEs Ed Dickson and Dennis Pitta, and WR/RS David Reed from Young's area. **2009:** Team selected OLB Paul Kruger (Utah) in the second round of the draft. **2008:** Joined the Ravens as a West area scout.

**2003-07: (with Arizona)** Cross checked player evaluations for the western half of the country...Was also responsible for scouting additional Midwestern states, including Michigan and Indiana. **2003-04:** Re-joined the Cardinals, spending two years as the team's national scout.

**2002: (with New York Jets)** Started his scouting career as a Midwest scout for the last team for which he played.

**NFL PLAYER (1985-96):** Was originally selected (12th round) by the Cardinals in the 1985 NFL Draft and appeared in 150 career games as a DB for the Cardinals (1985-90), Jets (1991-93, 95-96) and Chargers (1994), earning an AFC Championship ring, along with Ravens director of player development Harry Swayne, while with San Diego...Tallied 720 tackles (540 solo), 11 INTs, 14 FRs, 9 FFs, 44 PD and 2 sacks...In 1985, Young earned All-Rookie honors after leading the Cardinals' secondary with 3 INTs...He received an honorable mention All-Pro honor in 1988...His Jets teammates selected him as their 1993 Ed Block Courage Award recipient after he returned from a career-threatening knee injury...Also received the Jets' Dennis Byrd Award for being the most inspirational player on the team (Byrd suffered a career-ending spinal injury in 1992).

**COLLEGE/PERSONAL:** Was a two-year starting CB at Michigan State, earning a degree in communications...Was a two-sport athlete for the Spartans, also lettering in track and field...Attended Beecher (Flint, MI) HS and was inducted into the Flint Hall of Fame in 2004...Was a childhood friend and teammate of former Giants LB Carl Banks...Both high school jerseys were retired in the same ceremony.

### RAVENS DRAFT WIZARDRY

**Mel Kiper, ESPN:** "This team wins because it drafts well. Steve Bisciotti is a great owner because he lets his guys do their job. It's a great organization."

**Jon Gruden, ESPN:** "If I ever get a chance to come back and coach, I'm going to call Ozzie Newsome to make all of my picks."

**Todd McShay, ESPN:** "The Ravens are successful, because they ignore needs to take the best player available. There's a reason the Ravens are always picking in the bottom half of the draft. They win and are in the playoffs each year."

**Rick Gosselin, The Dallas Morning News:** "If I had to pick one guy to draft a team, I'd take Ozzie Newsome. He's the best I've seen since Ron Wolf. No matter where the Ravens draft, a good player seems to fall to them."

**Don Banks, SI.com:** "The Ravens are the NFL's gold standard on draft day, consistently making choices that stand the test of time."

**ProFootballWeekly.com:** "[Ozzie] Newsome and owner Steve Bisciotti have an excellent relationship, and Newsome figures to be running the Ravens' drafts for years to come. The Ravens' track record of draft success is no secret, and it's the envy of many clubs that are low on blue-chip players."





BALTIMORE  
RAVENS

## KEVIN BYRNE

SENIOR VICE PRESIDENT - PUBLIC & COMMUNITY RELATIONS

COLLEGE: MARQUETTE

BORN: 8/20/49, CLEVELAND, OH

EXP. (NFL/RAVENS): 36/19

Kevin Byrne, an integral part of the franchise for 34 years, oversees the Ravens' public and community relations departments. During his NFL career, he has started team marketing, TV and website departments. Byrne has provided media relations assistance at 25 Super Bowls and two Pro Bowls at the NFL's request. His duties have also included contract negotiations, directing the team's marketing department and serving on committees to interview and select Ravens head coaches.

**1996-2014: (with Baltimore) 2014:** Invited by the NFL to present to front office executives and assistant coaches at the league's annual Career Development Symposium at the University of Pennsylvania's Wharton School in May. **2013:** On Feb. 3, the Ravens defeated San Francisco, 34-31, in Super Bowl XLVII, capturing the franchise's second-ever Lombardi Trophy. **2012 & 2010:** The Ravens' PR staff was honored with the annual Pete Rozelle Award by the Professional Football Writers of America...The national award is given to the NFL PR team that consistently strives for excellence in its service for and relationships with the media. **2008:** Joined a committee of eight to interview and help select head coach John Harbaugh. **2007:** Invited by *The Baltimore Sun* to be the keynote speaker at the annual *Sun* HS Athletes of the Year banquet. **2006:** Was invited by the NFL for the second time (2004) to speak to NFL coaches about media relations. **2005:** Gave a second presentation (2003) to front office executives at the NFL's career-enhancement seminar at Stanford. **2004:** Was promoted to senior vice president of public & community relations. **2001:** Along with Francine Lubera, co-wrote "Super Journey: Diary of the Ravens World Championship Season" following the Super Bowl XXXV victory on Jan. 28, 2001. **1998:** Served on a committee to select Brian Billick as head coach.

**1981-95: (with Cleveland)** The Browns were the first NFL team to produce their own preseason games and weekly TV shows (1984). **1979-81: (with Trans World Airlines)** Was director of public affairs. **1977-78: (with St. Louis Cardinals)** Joined the NFL as the then-youngest PR director in the league. **1974-77: (with Marquette)** Was the sports information director for his alma mater...Worked with the legendary Al McGuire and the Warriors' 1977 NCAA basketball National Championship team. **1971-74: (with U. of Missouri-St. Louis)** His first job was as the SID for the Rivermen.

**COLLEGE/PERSONAL:** Earned his degree (journalism) from Marquette (1971), where he was selected to Alpha Sigma Nu, the National Jesuit Honor Society, and was a four-year member of Marquette's wrestling team...In April of 2012, Byrne accepted the Lifetime Achievement Award from Marquette's Department of Intercollegiate Athletics at the university's annual alumni awards ceremony...The honor acknowledged Byrne's excellence, faith, leadership and service throughout his distinguished career...Attended St. Edward (Lakewood, OH) HS, where he is a board member and former chairman of the school's Board of Trustees...Named the St. Edward Alumnus of the Year Award (2000)...Byrne is on the board and is former chair of Goodwill Industries of the Chesapeake and has hosted the annual Gridiron Halloween party for 15 years...Kevin and his wife, Sally, have four children: daughter, Shannon (Kenyon College, master's from Loyola College and doctorate from Fairleigh Dickinson), and sons, Sean (Boston College and master's from USC), Tim (Maryland Institute College of Art) and Conor (Boston College)...Tim and his wife, Jen, have a son (Wyatt, 4).



Kevin Byrne (third from the left) and the Ravens' PR staff (from left to right) – Marisol Renner, Patrick Gleason, Chad Steele, Karen McGee and Tom Valente – were honored with the 2012 and 2010 Pete Rozelle Awards, presented annually to the NFL PR team that strives for excellence in its service for and relationships with the media. D. Orlando Ledbetter (middle), a member of the Professional Football Writers of America, presented the national honor for 2012 on 8/15/13.



BALTIMORE  
**RAVENS**

## JON DUBÉ SENIOR DIRECTOR OF FOOTBALL VIDEO OPERATIONS

**BORN:** 4/28/65, HARRISBURG, PA  
**EXP. (NFL/RAVENS):** 32/19

Jon Dubé, who is in his 32nd season with the organization, is the Ravens' senior director of football video operations. Dubé runs the football video department with director of football video operations Mark Bienvenu and manager Collin Ferguson. The group works closely with the coaching staff to provide footage both of the team's practices and games and opponent game film from the NFL's Club Game Exchange Network.

**1996-2014: (with Baltimore) 2014:** Promoted to senior director of football video operations...Is serving his fourth-straight season on the six-man NFL Video Directors Committee, helping implement the league's Still Shot Printer System... Has also provided leadership for the NFL when teams transferred from standard definition to high definition video... Works closely with the league's Competition Committee on NFL rules and regulations. **2012:** Earned his second Super Bowl ring following the team's victory over the 49ers in Super Bowl XLVII. **2004:** Transitioned the team into digital

video, which provided the coaches easier access to the video data...Through their computer software, coaches are able to create their own cut-ups of practices and games, making the process more streamlined. **2000:** Provided tape for the coaching staff and players of the Super Bowl XXXV Championship team. **1996:** Was invited by owner Art Modell to join the team in the move to Baltimore as the team's director of football video operations.

**1983-1995: (with Cleveland) 1985:** Was named the assistant film/video director for the Browns. **1983:** Joined the Browns in the facilities and field maintenance department.

**COLLEGE/PERSONAL:** Jon and his wife, Diane, have two sons, Brian, who served two tours for the U.S. Army – one in Iraq and one in Afghanistan – and is now working towards his college degree, and Jacob, who is in his third year studying public relations at York (PA) College...The Dubés also are the proud parents of three Scottish Terriers, Angus, Shortbread and MacKenzie.

### HARBAUGH IMMORTALIZED WITH STATUE AT ALMA MATER

In April 2014, head coach John Harbaugh was inducted into Miami (OH) University's "Cradle of Coaches Association" and was immortalized with an on-campus statue. Harbaugh's statue joins existing Cradle of Coaches statues for Earl "Red" Blaik, Paul Brown, Carm Cozza, Paul Dietzel, Weeb Ewbank, Ara Parseghian, John Pont and Bo Schembechler. The Cradle of Coaches honors Miami graduates who have earned recognition as national collegiate or professional Coaches of the Year, who have been inducted into the College Football Hall of Fame or the Pro Football Hall of Fame, or whose teams won national collegiate or professional/Super Bowl championships.

Harbaugh was overwhelmed by the honor and by the many supporters, including Ravens GM Ozzie Newsome and team president Dick Cass, who attended the ceremony.

"I don't think you can even express what something like this means. I've been trying to figure it out," he said. "There's nothing like Miami. There's nothing like being back here. Words can't describe my gratitude for being part of this."

Both of John's parents, Jack and Jackie (pictured at right), his brother, 49ers head coach Jim Harbaugh, sister, Joani, wife, Ingrid (at right), and daughter, Alison (at right), all made the trip to Oxford, Ohio.

The cross-country visit from Jim was a surprise: "There have been a lot of proud moments, but I've never been more proud of [John] than I am today," Jim said. "I always prided myself on being the tallest Harbaugh, but that all changed today when they unveiled that statue."





BALTIMORE  
RAVENS

## WILLIAM SHERIDAN EQUIPMENT MANAGER

**COLLEGE:** TOLEDO  
**BORN:** 1/23/67, LAKEWOOD, OH  
**EXP. (NFL/RAVENS):** 25/8

William Sheridan, named the Ravens' equipment manager in May 2012, is in the 25th season of his NFL career and his eighth in Baltimore. Sheridan's career spans three professional sports, having been involved with the NFL, NHL and MLB. He leads a department comprised of assistant equipment managers Tom Wood and Kenico Hines and equipment assistant Derek Rinehart.

**2007-14: (with Baltimore) 2012:** Named the Ravens' head equipment manager. **2007:** Joined the team after serving 10 seasons with the Tennessee Titans/Oilers.

**1997-2006: (with Tennessee) 1997:** Joined the Oilers, who were renamed the Titans in 1999, as an assistant equipment manager...In addition to working with the franchise, Sheridan – an avid hockey fan – volunteered his time regularly assisting the NHL's Nashville Predators' equipment staff from 1998-2006.

**1996-97: (with South Florida) 1996:** Was named the first-ever football equipment manager for program's inaugural season.

**1989-95: (with Cleveland) 1993:** Became a member of the National Equipment Managers Association. **1991:** Was named assistant equipment manager. **1989:** Joined the Browns' equipment staff in an internship capacity, working with the team for two seasons in that role.

**COLLEGE/PERSONAL:** Attended Toledo and majored in information technology...William and his wife, Mollie, have a son, William (14) – who plays in multiple competitive youth hockey leagues – and two daughters, Caitlyn (10), a standout gymnast, and Bryn (8), an avid swimmer...The family resides in Hanover, PA...Sheridan's father, Bill, who also spent time working with the Browns, was the Cleveland Indians' longtime clubhouse manager, beginning his career as a bat boy in 1948 for the pennant-winning club...Because of this, William grew up regularly assisting the Indians' clubhouse staff, also working one season as a bat boy.



BALTIMORE  
RAVENS

## MARK SMITH HEAD CERTIFIED ATHLETIC TRAINER

**COLLEGE:** BALL STATE  
**BORN:** 4/19/56, NIAGARA FALLS, NY  
**EXP. (NFL/RAVENS):** 30/19

Mark Smith, named the Ravens' head certified athletic trainer in May 2011, is in his 30th season with the franchise. One of the NFL's longest-tenured trainers, Smith was appointed to his current position following the retirement of Bill Tessenorf, who worked with the club for 38 years.

**1996-2014: (with Baltimore) 2011:** Named the Ravens' head certified athletic trainer in May. **1996:** Was one of 28 employees invited to join the team during the franchise's move to Baltimore.

**1985-95: (with Cleveland) 1989:** Smith served on a crew that was honored as the "NFL's Athletic Training Staff of the Year" by the Professional Football Athletic Trainers Society...The group was recognized at the annual Ed Block Courage Awards banquet held each March in Baltimore. **1985:** Joined the Browns as an assistant trainer...Also worked for the Browns' training staff during their 1979-85 training camps while he was employed full-time at Kent State.

**1978-85: (with Kent State)** Joined the training staff at Kent State, where he initially served as a graduate assistant in 1978 but was hired on a full-time basis shortly thereafter...Also worked for the Browns' training staff during their 1979-85 training camps.

**COLLEGE/PERSONAL:** Graduated from Ball State with a B.S. in health education and a minor in athletic training (1978)...Mark and his wife, Peggy, have a daughter, Lyndsey, and son, Mark...A graduate student studying art history, Lyndsey attends York University in England and is a member of its PhD program...As an undergrad, she was a four-year letter-winner on the swim team at Penn State...Mark, who was a standout pitcher on the Bridgewater College baseball team, graduated from the school in the spring of 2013 with a degree in health and exercise science...He was named the Carroll County Player of the Year as a senior pitcher at Westminster (MD) HS in 2009.



# FRONT OFFICE



## MICHELLE ANDRES

VICE PRESIDENT OF DIGITAL MEDIA & BROADCASTING

Michelle Andres joined the Baltimore Ravens in 2006. She leads the franchise's digital media and broadcasting departments with the goals of serving and engaging its vast fan base and providing sponsors with powerful vehicles to reach that fan base.

Andres is responsible for the team's social media, BaltimoreRavens.com, mobile channels, online sales, email and database marketing, market research, photography and television programming.

The team is consistently ranked in the Top 10 of NFL teams in all KPIs (key performance indicators) despite having one of the smallest markets in the league. And, the foundation of the Ravens' digital media and broadcasting efforts is, first and foremost, compelling content – information that not only provides fans with comprehensive coverage of

the team, but also provides a glimpse behind the scenes and under the helmet.

Prior to working for the Ravens, Andres spent nine seasons with the NBA's Orlando Magic – seven in public relations overseeing corporate communications and government relations and two leading the franchise's newly-formed interactive marketing department.

Currently an adjunct professor at Georgetown University's Sports Industry Management Graduate Program, Andres teaches sports digital media and enhanced consumer engagement.

A native of Gainesville, FL, Andres earned her master's degree in political campaign management from the University of Florida and her bachelor's degree in political science from Furman University.



## ED BURCHELL

VICE PRESIDENT OF STRATEGIC PARTNERSHIPS & SALES

Ed Burchell has been with the Ravens since 2002. The Baltimore native is charged with driving the organization's strategic partnerships and sales to build team revenue, brand awareness and brand growth.

In addition to the naming rights relationship with Smyth Jewelers (Ring of Honor) at M&T Bank Stadium, Burchell's strategic partnerships include companies such as Giant Food, Merritt Properties, McCormick & Co., T. Rowe Price, Legg Mason, Exelon/Constellation, Maryland Lottery, *The Baltimore Sun*, Maryland LIVE, Advance and Utz Snack Foods.

Burchell led the founding of the Ravens Executive Connection in creating strong business-to-business relationships with the team's corporate partnership base, and he is also the co-founder of the Ravens All Community Team & NFL Football Challenge, both programs that unite corporate business leaders from the community with the Ravens and individual player foundations.

Prior to joining the Ravens, Burchell was an officer and vice president for Genesis Health Ventures. While there, he was responsible for building and implementing national revenue-generating strategies for its consulting practice and regionally for its Chesapeake network.

Burchell is a member of several charitable boards and committees: the Ravens Foundation and Signature Project Committee; Loyola - Blakefield Board of Trustees & Development Committee; Catholic Charities Golf & Gala Committees; and Advisory Board Member - STEM Education Advisory Board of Baltimore. He is a 2011 graduate of the Greater Baltimore Committee Leadership Program, where he was selected as a class captain and to its board of directors in 2012.

A University of Virginia graduate, Ed and his wife, Kelly, live in Reisterstown and have two sons, Edward (16) and Alexander (12).

## M&T BANK PARTNERSHIP



On May 21, 2014, M&T Bank and the Baltimore Ravens announced a 10-year, \$60 million extension of their partnership, which includes the continuation of naming rights to M&T Bank Stadium and an array of community-focused programs, including a new initiative focused on helping at-risk children in Baltimore. The partnership, which began as a 15-year agreement in 2003 and is now extended through 2027, has proven to reach far beyond the stadium and into the community through a range of joint initiatives.



# FRONT OFFICE



**BOB ELLER**  
VICE PRESIDENT OF OPERATIONS

Bob Eller is in his 28th season with the franchise and his 31st in the NFL. Eller directs the day-to-day operations of the team, including at the Under Armour Performance Center, summer training camp and minicamps, team travel and catering for the players, coaches and staff. The Baltimore native has been with the franchise since 1987, serving in both the public relations and operations departments.

In 2004, Eller directed the team's move to the new facility. In his history with the team, he also wrote and edited media guides and other PR-related materials, as well as coordinating the operations of the game day stats crew.

Eller's career began as an intern for the Baltimore Colts in 1983, while a senior at Towson University (business

administration). A year later, the team's first in Indianapolis, he joined the club and was quickly promoted to director of public relations. Eller then moved to Cleveland in 1987 to become the Browns' assistant director of public relations. He was promoted to director of operations and information in 1991. Bob was then invited to join the team in the move to Baltimore in 1996, helping to facilitate many of the start-up functions for the new Ravens.

Eller has worked eight Super Bowls for the NFL, plus two for the Ravens during their 2000 and 2012 seasons. He served as the Browns' primary league office liaison when the NFL launched the player assistance and development programs.

An active supporter of the St. Vincent's Center for abused children, Bob and his wife, Sheila, have a daughter, Erin (21) and a son, Joey (18).



**JEFF GOERING**  
VICE PRESIDENT OF FINANCE & CHIEF FINANCIAL OFFICER

Jeff Goering, who joined the club in 1999, oversees all functions of the Ravens' finance department, including the organization's strategic planning, budgeting, financial reporting, tax, audit and risk management processes. He is also the chief financial liaison with various governmental agencies, stadium contractors and event promoters.

Goering was named senior director of finance in 2004 after spending his first five years with the Ravens as the organization's controller.

As a senior consultant for PricewaterhouseCoopers in Dallas, Goering worked with many sports entities, preparing financial feasibility studies, market assessments and

economic impact analyses for proposed new or expanded sports venues.

He received his master's of science in sports management from the University of Massachusetts in 1998. During that time, he also served as a consultant in the evaluation and preparation of Boston Red Sox salary arbitration cases.

Goering spent a year in the Philippines as a community development volunteer for the Presbyterian Church, USA, in 1995-96. He received a B.S. in business administration from Rockhurst (Kansas City, MO) University.

Jeff, who serves on the board of the Ravens Foundation, Inc., earned his CPA certificate in 1992. He and his wife, Sheryl, have two daughters, Olivia (13) and Carly (11), and a son, Daniel (8).

## TOP NFL FRANCHISES



Every year, *ESPN The Magazine* compiles the results of fan surveys and financial analysis to determine which teams in the NFL, NBA, MLB and NHL offer the greatest rewards for all the emotion, money and time that fans invest in them. The rankings are determined by a multi-tiered analysis that examines a team's efficiency in spending fan money as compared to its on-field performance. It also factors in feedback in 25 sub-categories from more than 60,000 fans nationwide, both online at *ESPN.com* and in polling conducted by independent third parties. In 2013, the Baltimore Ravens ranked as the 10th-best overall sports franchise and the second-best NFL franchise.

### TOP NFL FRANCHISES (2013 ESPN Franchise Rankings)

- | Rk. | Franchise               |
|-----|-------------------------|
| 1.  | Green Bay Packers       |
| 2.  | <b>Baltimore Ravens</b> |
| 3.  | Denver Broncos          |
| 4.  | Seattle Seahawks        |
| 5.  | Indianapolis Colts      |
| 6.  | Atlanta Falcons         |
| 7.  | Houston Texans          |
| 8.  | New Orleans Saints      |

# FRONT OFFICE



## BILL JANKOWSKI

VICE PRESIDENT OF INFORMATION TECHNOLOGY

Bill Jankowski has been with the franchise in a full-time role since 1986. He was one of 28 to join Art Modell in the move to Baltimore with the team in 1996. Jankowski guides the Ravens' information technology department to support many technological functions for the organization, including business, coaching, stadium, scouting, public relations and training operations.

He helped the team through the transition of moving to Baltimore and has kept the organization on par with today's ever-changing technology world.

The Cleveland native works with senior director of information technology Nick Fusee and information technology coordinator Kevin Boyle to support both the

coaching and scouting staffs, assisting with their unique software programming. The software assists the coaches in game-planning and game analysis, combining with the football video department.

They also help manage the scouting player personnel database, integrating the system with the NFL Management Council.

Jankowski spent two years as the chair of the NFL's Technical Advisory Committee and was a member of the committee to help design the NFL's Game Statistics & Information System (GSIS) in 1996.

Bill, who attended St. Ignatius HS and John Carroll University, (Cleveland, OH), lives in Reisterstown, MD.



## BAKER KOPPELMAN

VICE PRESIDENT OF TICKET SALES & OPERATIONS

Baker Koppelman has been with the Ravens since their first year in Baltimore (1996). Koppelman oversees the team's PSL, season ticket and hospitality sales, ticket operations, ticket distribution, customer service, club level service, retail sales and assists with attracting events to M&T Bank Stadium.

Born and raised in Baltimore, Koppelman has worked in professional sports ticketing operations since 1987, selling Baltimore Orioles tickets at Memorial Stadium during the summer while earning his sports management and

economics degrees at Guilford College (Greensboro, NC), where he graduated in 1990.

He worked his way to a full-time position with the Orioles in 1991, helping manage the stadium box office and contributing with the seating relocation from Memorial Stadium to Oriole Park at Camden Yards in 1992. He then spent a season with the San Diego Padres in 1995, before returning to his hometown to join the Ravens prior to their inaugural season in Baltimore.

Koppelman is a graduate of St. Paul's School (Baltimore), and Baker's wife, Reba, is the Ravens' director of finance.

## M&T BANK STADIUM EVENTS

In what has become a world-renowned venue, M&T Bank Stadium and the Ravens have hosted Jay-Z and Beyonce's On the Run Tour (July 2014) and The Legends of The Summer Tour featuring Justin Timberlake and Jay-Z (August 2013). Baltimore also hosted a U2 concert in June 2011, Monster Jam in June of 2011-13, a Kenny Chesney concert in 2008, international soccer matches between Chelsea and AC Milan (2009), Manchester City and Inter Milan (2010), and Tottenham and Liverpool (2012), and the CONCACAF Gold Cup (2013).



U2 360° World Tour Concert



Monster Jam



International Soccer Matches





# FRONT OFFICE



## KEVIN ROCHLITZ

VICE PRESIDENT OF CORPORATE SALES & BUSINESS DEVELOPMENT

Kevin Rochlitz, who joined the Ravens in 2003, was promoted to vice president of corporate sales and business development in March of 2013. He leads the Ravens' corporate sales department, which includes national and regional partnerships, broadcasting contracts – including day-to-day operations with WBAL-TV, WBAL Radio and 98Rock – and M&T Bank Stadium suite sales.

Among the contracts completed by Rochlitz, 43, are partnerships with MedStar Health, AAA, Visa, Coca-Cola, MillerCoors, Anheuser-Busch, Verizon, Southwest Airlines, Ticketmaster and Dietz and Watson. At M&T Bank Stadium, he created and sold the Bacardi Bar and Talon Pub, as well as the club level bars.

In 2014, Rochlitz was part of the sales team that completed a 10-year, \$60 million partnership extension with M&T Bank, which includes the continuation of naming rights to M&T Bank Stadium and an array of community-focused programs. Rochlitz also coordinated the Ravens' partnership with Under Armour, which led to the team's training facility being named the Under Armour Performance Center in 2012.

Before joining the Ravens, Rochlitz spent five years as the senior VP of sales for Mandalay Sports and Entertainment/Mandalay Pictures, owners of the Dayton Dragons and Frisco Rough Riders (minor league baseball). He coordinated the new stadium construction and sold naming rights for each venue (Fifth Third Field in Dayton, Ohio, and Dr Pepper Ballpark in Frisco, Texas). From 1996-97, Rochlitz was one of the youngest assistant athletic directors in NCAA Division I-A for the University of Miami.

Rochlitz serves on the board of advisors for the D.E.B.S. Sport Business Management program at the University of Central Florida and on the NFL Club Business Development Committee. Kevin is also on the Signal 13 Foundation with the Baltimore City Police Department.

In May of 2011, Rochlitz was selected by the U.S. Department of Defense and its Secretary Robert Gates to join the Joint Civilian Orientation Conference to better understand and promote the U.S. military. He was among 39 top business leaders from across the country selected for this work.

Rochlitz earned a degree in marketing from Wyoming. He and his wife, Melissa, have a daughter, Riley (11).



## ROY SOMMERHOF

VICE PRESIDENT OF STADIUM OPERATIONS

Roy Sommerhof joined the Ravens during their inaugural season in Baltimore (1996). Sommerhof manages all aspects of M&T Bank Stadium, including game day parking and transportation, security, guest services, custodial services, catering, medical services and stadium maintenance.

Since the stadium opened in 1998, Sommerhof has spearheaded the team's efforts to make it one of the best in the NFL, supervising improvements to both the suite and club levels, the installation of the spectacular new high definition video boards in 2010, the addition of 15 new suites, and the design and installation of the M&T Bank Stadium signage. In the spring of 2013, the Ravens announced a two-year, \$35 million investment to enhance the fan experience at the stadium, with improvements to video boards, concession stands and all concourses. With Sommerhof's leadership, M&T Bank Stadium received a LEED Gold Certification in November 2013, becoming the first outdoor stadium of any kind in North America to achieve this distinction.

Prior to joining the Ravens, the Baltimore native spent 16 years working in both ticket sales and stadium operations for the Orioles. He played a significant role in the planning, development and execution of the opening of Oriole Park at Camden Yards in 1992.

During his career, he has been involved with numerous special events, including hosting both Pope John Paul II at Oriole Park (1995) and the Queen of England at Memorial Stadium (1991), and the MLB All-Star Game at Oriole Park (1993).

He is also the former chairman of the Gridiron Stadium Network, a consortium of 12 NFL facilities that creates awareness and promotes the assets of its member stadiums. The GSN works to optimize opportunities to expand the use of the state-of-the-art facilities for new sports, entertainment, public and private events.

Through Roy's efforts and those of GSN, M&T Bank Stadium and the Ravens hosted Jay-Z and Beyoncé's On the Run Tour in July of 2014 and The Legends of The Summer Tour featuring Justin Timberlake and Jay-Z in August of 2013. Baltimore also hosted a U2 concert in June 2011, Monster Jam in June of 2011-13, a Kenny Chesney concert in 2008, international soccer matches between Chelsea and AC Milan (2009), Manchester City and Inter Milan (2010), and Tottenham and Liverpool (2012), and the CONCACAF Gold Cup (2013).

Sommerhof graduated from St. Thomas (Miami, FL) University in 1979 with a degree in sports administration. Roy, and his wife, Lina, have two sons, Drew (20) and Cole (12).


# 2014 RAVENS STAFF



**THERESA ABATO**  
Senior Director  
of Suite Sales &  
Services



**T.J. A'BECKET**  
Ticket Operations &  
Distribution Manager



**SAM BELL**  
Physical  
Therapist



**MARK BIENVENU**  
Director of Football  
Video Operations




**HEATHER BLOCHER**  
Senior Manager,  
Advertising &  
Marketing



**KATIE BOLLINGER**  
Coordinator,  
Marketing &  
Advertising



**TRICIA BOSLEY**  
Medical Services  
Assistant



**KEVIN BOYLE**  
Information  
Technology  
Coordinator



**MATT BREVET**  
Broadcasting  
Manager



**CINDY BROWNING**  
Media & Client  
Services Manager



**ANNELIESE BRUCE**  
Graphic Designer



**MIKE BURKE**  
Senior Manager  
of Ticket Sales &  
Hospitality




**AARON CLINE**  
Senior Account  
Executive



**DANA CLINE**  
Senior Payables  
Manager



**JOHN CLINE**  
Event & Guest  
Services Senior  
Manager




**EVAN COHEN**  
Stadium Operations  
Assistant



**JIM COLLER**  
Senior Director  
of Finance



**EDDIE COUGHLAN**  
Production  
Manager



**MELVIN CROSS**  
Security



**PHIL CUNNINGHAM**  
Production  
Coordinator



**HEATHER DARNEY**  
Community Relations  
Director



**LISA DIXON**  
Dir. of Special Events/  
Special Assistant to  
the President



**MAGGIE  
DOMANOWSKI**  
Player Personnel  
Admin. Assistant



**KEVIN DOMBOSKI**  
Assistant Certified  
Athletic Trainer



# 2014 RAVENS STAFF



**GARRETT DOWNING**  
Staff Writer



**BRAD DOWNS**  
Director of Marketing



**JOHN EISENBERG**  
Columnist




**SARAH ELLISON**  
Digital Media  
Editor/Writer



**ERIC EVERS**  
Groundskeeper/  
Equipment Assistant



**JOAN FENNEKOHL**  
Director of Team  
Travel



**COLLIN FERGUSON**  
Football Video  
Operations Manager



**KIM FERGUSON**  
Manager, Marketing  
& Partnership  
Activation



**BRYAN FILKINS**  
Fields & Grounds  
Supervisor/Equipment  
Assistant



**DON FOLLETT**  
Head Groundskeeper/  
Senior Director of  
Fields & Grounds



**NICK FUSEE**  
Sr. Director of  
Information  
Technology



**TINA GALDIERI**  
Cheer Coordinator



**PATRICK GLEASON**  
Assistant Director of  
Public Relations



**JOSH HARTMAN**  
Senior Manager  
of Suite Sales &  
Services



**SHARON HELLER**  
Seamstress



**ERIN HERBERT**  
Digital Media  
Coordinator



**KENICO HINES**  
Assistant Equipment  
Manager



**PHIL HOFFMANN**  
Team Photographer



**VERNON HOLLEY**  
Security  
Manager



**PATTI HOLTERY**  
Senior Payroll  
Manager



**SHAWN HUBBARD**  
Team Photographer



**ERIC HUBBS**  
Ticket Sales &  
Hospitality  
Coordinator



**LAURA HUMPHREYS**  
Manager, Marketing  
& Partnership  
Activation



**CHRIS INOUYE**  
Director of Retail



# 2014 RAVENS STAFF



**ELIZABETH JACKSON**  
Senior Director of  
Human Resources



**KATE KASABULA**  
Senior Manager of  
Client Services



**SEAN KAUFFMAN**  
Assistant  
Groundskeeper



**MATT KLUG**  
Facilities  
Maintenance  
Manager



**REBA KOPPELMAN**  
Director of Finance



**JACK KRABBE**  
Corporate Sales  
Account Executive



**DAVE LANG**  
Senior Manager,  
Digital Media



**TOLU LASAKI**  
Player Personnel  
Assistant



**LAURA LEIZAR**  
Seamstress



**TONI LEKAS**  
Receptionist



**KEN LISSE**  
Senior Designer



**MATT LITTLE**  
Manager, Marketing  
& Football Outreach



**PAM LUND**  
Executive Assistant  
to the Owner



**MEGAN MALEK**  
Retail Manager



**ILSA MARDEN**  
Manager, Events &  
Game Entertainment



**JESSICA MARKISON**  
Director of  
Football Administration



**KEITH MATHEWS**  
Senior Facilities  
Maintenance  
Manager



**ADAM MAZALEWSKI**  
Senior Manager of  
Ticket Operations



**NADÈGE McCALL**  
Customer Service  
Manager



**LIZ McCROSKEY**  
Accounting Manager



**BRYAN McDONOUGH**  
Manager,  
Design



**KAREN MCGEE**  
Events Coordinator



**MEGAN McLAUGHLIN**  
Executive Assistant/  
Football Information  
Manager



**MARLON McLEAN**  
Facilities Assistant

# 2014 RAVENS STAFF



**RON MEDLIN**  
Assistant Certified  
Athletic Trainer



**RYAN MINK**  
Staff Writer



**JAY O'BRIEN**  
Director of  
Broadcasting &  
Gameday Productions



**JESSE ODEN**  
Security



**P.J. PETEL**  
Assistant  
Groundskeeper/  
Equipment Assistant



**MATTIE POWELL**  
Client Services  
Coordinator



**KELLY QUINLAN**  
Community Relations  
Coordinator



**WILL RANNEY**  
Groundskeeper/  
Equipment Assistant



**BUD REINECKE**  
Team Services  
Manager



**MARISOL RENNER**  
Publications &  
Public Relations  
Specialist



**DEREK RINEHART**  
Equipment Assistant



**DARREN SANDERS**  
Senior Director  
of Security



**CHRIS SAVIO**  
Corporate Sales  
Account Executive



**EMILY SCERBA**  
Community Relations  
Manager



**NATALIE SHAFFER**  
Seamstress



**RON SHAPIRO**  
Special Advisor  
to the Owner



**JOHNNY SHELTON**  
Team Chaplain



**CRAIG SINGLETERRY**  
Security



**LINDSAY SMITH**  
Client Services  
Coordinator



**CHAD STEELE**  
Senior Director of  
Public Relations



**WHITNEY TAYLOR**  
Customer Service  
Coordinator



**ROB TUNE**  
Entertainment &  
Events Coordinator



**CHAD UNITAS**  
Client Services  
Associate



**TOM VALENTE**  
Public Relations  
Coordinator



# 2014 RAVENS STAFF



**DOUG VAN GELDER**  
Facilities Assistant



**JOBIE WALDT**  
Stadium Operations  
Senior Manager



**SANDY WEIL**  
Director of Football  
Analytics



**KEITH WELDON**  
Director of Sales



**VALARIE WIDEMAN**  
Receptionist



**CODY WILLIAMS**  
Sponsor Fulfillment  
Coordinator



**TOM WOOD**  
Assistant  
Equipment Manager



**JOHN ZIEMANN**  
Band Coordinator

# TEAM PHYSICIANS/MEDICAL STAFF



**DR. ANDREW TUCKER**  
Head Team Physician



**DR. LEIGH ANN CURL**  
Chief Orthopedic  
Surgeon



**DR. SEAN CURTIN**  
Associate Team  
Physician



**DR. JAMES DREESE**  
Associate Team  
Physician



**DR. RICHARD HINTON**  
Associate Team  
Physician



**SUE JAMES**  
Team Nutritionist



**DR. RICHARD LEVINE**  
Associate Team  
Physician



**DR. DOUGLAS MILLER**  
Team Chiropractor



**DR. ALAN SOKOLOFF**  
Team Chiropractor



# UNDER ARMOUR PERFORMANCE CENTER



The Ravens moved into their 200,000-square-foot training facility in mid-October of 2004. The building, which was named the Under Armour Performance Center in June of 2012, features a brick and stone exterior. The fieldhouse is 90,000 square feet and includes a strength-training area and a full-size indoor practice field. The facility's outdoor practice fields and fieldhouse sit on 32 acres, and the entire complex was completed in December of 2004. Almost all of the physical construction on the project was provided by Baltimore-area companies and workers.

The facility includes a full-service kitchen, cafeteria, player support functions, basketball and racquetball courts, TV/radio studios, plus state-of-the-art requirements for NFL training. Also included at the facility are executive offices, meeting rooms, three outdoor fields and media areas that offer wireless Internet capability.

Approximately 200 Ravens are housed at the headquarters in Owings Mills. The ticket office and stadium operations remain at M&T Bank Stadium.

*"Everything a team needs to help prepare it to win is available to us," general manager & executive vice president Ozzie Newsome stated. "Steve [Bisciotti] has delivered a first-class, state-of-the-art training facility and office complex."*



The Ravens have three grass practice fields – all Bermuda Grass – at the Under Armour Performance Center in Owings Mills, MD.



The Under Armour Performance Center houses a brand new radio and TV studio that the team, Comcast SportsNet and WBAL utilize for their in-house broadcasting purposes.



The Ravens' indoor facility has a full, 100-yard field with the same surface (Shaw Sportex "Momentum 51" turf) used at M&T Bank Stadium.

# RAVENS IN OUR COMMUNITY



## RAVENS FOUNDATION

The Ravens Foundation, Inc. is committed to improving, encouraging and enabling the healthy development of youth in the Baltimore area, as well as other parts of the state of Maryland. The foundation focuses on programs that help youth, and in some cases their families, with various needs, including housing, hunger, education, athletics and mentoring. Please visit [BaltimoreRavens.com/community](http://BaltimoreRavens.com/community) for more information.

The Ravens Foundation gives financial and volunteer support to several Baltimore-area charitable partners.

Among our current charitable partners:

**Boys Hope Girls Hope** – The nonprofit helps academically-capable and motivated children in need to meet their full potential and become men and women by providing value-centered, family-like homes, opportunities and education through college.

**Bridges at St. Paul's School** – An enrichment institute that offers Baltimore City youth access to a nine-year support network of summer, weekend and after-school programs that set them on a path to become future civic and professional leaders.

**My Sister's Circle** – A comprehensive, relationship-based program designed to mentor disadvantaged girls in Baltimore during their challenging transition to middle school, throughout high school and into college.

**St. Vincent's Villa** – A residential group home for children with serious behavioral, psychiatric and/or emotional problems. The majority of children referred to St. Vincent's have suffered trauma related to child abuse and neglect.

### RAVENS FOUNDATIONS

Many Ravens have taken their passion for giving to a higher level by establishing their own charitable foundations. To learn more about their foundations and how they impact hundreds of lives each year, please visit [www.BaltimoreRavens.com/community](http://www.BaltimoreRavens.com/community).

<b>O.J. Brigance</b>	Brigance Brigade	<a href="http://BriganceBrigade.org">BriganceBrigade.org</a>
<b>Chris Canty</b>	The Chris Canty Foundation	<a href="http://ChrisCantyFoundation.org">ChrisCantyFoundation.org</a>
<b>Owen Daniels</b>	Owen Daniels' Catching Dreams Foundation	<a href="http://OwenDaniels.org">OwenDaniels.org</a>
<b>Matt Elam</b>	T.E.A.M. Elam Foundation	<a href="http://TeamElam.org">TeamElam.org</a>
<b>Jacoby Jones</b>	The Jacoby Jones Foundation	<a href="http://JacobyJonesFoundation.org">JacobyJonesFoundation.org</a>
<b>Haloti Ngata</b>	Haloti Ngata Family Foundation	<a href="http://Ngata92.com">Ngata92.com</a>
<b>Ray Rice</b>	Ray Rice Charitable Fund	<a href="http://RayRice27.com">RayRice27.com</a>
<b>Torrey Smith</b>	Torrey Smith Foundation	<a href="http://TorreySmithFoundation.org">TorreySmithFoundation.org</a>
<b>Lardarius Webb</b>	Lardarius Webb Foundation	<a href="http://LardariusWebb21.com">LardariusWebb21.com</a>
<b>LaQuan Williams</b>	The LaQuan Williams Foundation	<a href="http://LaQuanWilliamsFoundation.org">LaQuanWilliamsFoundation.org</a>





# MILITARY APPRECIATION

Throughout the year, the Baltimore Ravens regularly salute the Armed Forces through several initiatives that include hosting military members at training camp and practices, visiting veteran hospitals, welcoming home soldiers and showing support through care packages, letters and daily communication.

In addition to their annual Military Appreciation Day, instituted by head coach John Harbaugh in 2008, and the annual NFL Salute to Service game, the Ravens have joined forces with Dietz & Watson to honor active and veteran servicemen and women at every home game through the Hometown Hero Award. Each hero is awarded tickets to the game, pre-game sideline passes and an opportunity to personally deliver the game ball to the NFL referee.

Head coach John Harbaugh has demonstrated a passion for supporting military initiatives since he joined the organization in 2008. In recognition of his commitment to honoring and supporting United States military members and their families, Harbaugh was named the NFL's 2013 Salute to Service Award Winner (below middle right). The award recognizes "exceptional efforts by members of the NFL community to honor and support U.S. service members and veterans." In 2014, after receiving the award, Harbaugh joined Gen. Raymond Odierno (bottom right) to again visit soldiers serving in the Middle East.





# RAVENS IN OUR COMMUNITY

## ALL COMMUNITY TEAM

The mission of the All Community Team (ACT) is to increase corporate and community awareness of the Ravens Foundation, player foundations and associated local charitable organizations. Through a wide variety of activities and events, the ACT makes a positive impact in the Maryland area. Title sponsor M&T Bank joins additional Baltimore corporations, providing financial and volunteer support to many Ravens community service projects. Annually, members of the ACT participate in kickoff and postseason events and community-building projects. At right, K Justin Tucker and LS Morgan Cox volunteer with Habitat Humanity of the Chesapeake in building 18 new rowhomes in Baltimore.



## GREEN INITIATIVES

Through community initiatives, the Ravens aid in the fight to make Baltimore a more sustainable city by informing fans about the growing environmental crisis and educating them how to go green. In April 2014, the team once again partnered with Parks & People Foundation for their annual Earth Day event. Over 60 volunteers planted trees and performed other service activities in downtown Baltimore. The Ravens' Earth Day service project is an extension of the organization's continued efforts to reinforce M&T Bank Stadium's LEED Gold Certification, a unique designation given to organizations that strive to deliver healthy, environmentally-friendly, cost-saving and energy- and water-efficient operating buildings.



## YOUTH FOOTBALL & CONCUSSION AWARENESS

The Ravens and NFL are committed to encouraging and supporting youth football. The Ravens sponsor several initiatives, including the Ravens RISE program, which supports all youth football players in Maryland, giving them the chance to "Play Like a Raven" all year long. As part of RISE, the team has thrice hosted the Ravens Football Clinic presented by Under Armour, where 300-plus youth football players participated in position-specific drills. Dr. Andrew Tucker, head team physician for the Ravens, met with coaches, parents and athletes to discuss measures to prevent head injuries and steps to identify and care for concussions. For the fourth-consecutive year, the Ravens Youth Football Grant provided equipment and Under Armour apparel to 25 qualifying nonprofit youth football organizations in Maryland.



Ted Monachino  
Ravens Linebackers Coach

## PLAY 60

The NFL's campaign designed to promote healthy and active lifestyles among today's youth, PLAY 60 is brought to life and implemented by the Ravens through Fuel Up to PLAY 60 kits, player-led assemblies, contests and sports clinics. Special partnerships with the Mid-Atlantic Dairy Association and the Partnership for a Healthier Carroll County allowed the Ravens to deliver the PLAY 60 message to more than 13,000 youth in 2013. At right, Torrey Smith joined teammates for the Ravens TEAM Challenge, an event where 100 local youth tested their physical endurance and ability to work as one unit in order to complete various activities. To join the movement, visit [fueluptoplay60.com](http://fueluptoplay60.com).





# RAVENS IN OUR COMMUNITY

## HISPANIC HERITAGE

The Baltimore Ravens celebrated the 2013 Hispanic Heritage Month (Sept. 15 – Oct. 15) with a series of special events, including a designated game vs. the Houston Texans. During the game, the Ravens honored Dr. Elizabeth Molina Morgan as the 2013 NFL Hispanic Heritage Leader, recognizing her positive impact on the Hispanic community in the Baltimore area. In addition, the Ravens held their fourth-annual Hispanic Heritage Clinic in conjunction with the NFL's PLAY 60 movement, the American Heart Association and the Mid-Atlantic Dairy Association. Players, including S Anthony Levine (right), cheerleaders and mascot Poe joined over 100 children to provide a football clinic for primarily Hispanic youth.



## BREAST CANCER AWARENESS

The Ravens continued their support for Breast Cancer Awareness (BCA) Month, kicking off their efforts at the Ravens vs. Packers game on Oct. 13, 2013. During pre-game festivities, a group of 25 women with a history of breast cancer were honored in a pre-game tribute. Ravens players, coaches, cheerleaders and mascot Poe wore pink gear throughout the game, and volunteers distributed pink ribbons and pink rally towels. BCA Month was also recognized on the high school level when the Catonsville Comets hosted the Milford Mill Millers at their homecoming game on Oct. 11. The field was decorated with BCA banners while both varsity teams sported pink gear, all donated by the Ravens.



## FOOD COLLECTION EFFORTS

The Ravens annually provide financial support to the Maryland Food Bank (MFB) through the Ravens' food collection efforts that include an Outweigh the O-Line kickoff event, in-store collection at more than 50 Baltimore-area Giant Food stores and the 18th annual Ravens Family Food and Funds Drive at M&T Bank Stadium, supported by Von Paris Moving and Storage. Efforts continue throughout the season, as members of the Lady Ravens gather once a month at the MFB to help package food for distribution to hungry families across Maryland. In addition, DT Haloti Ngata hosted a virtual food drive competition leading up to the 2013 Thanksgiving Night game vs. S Troy Polamalu and the Pittsburgh Steelers to benefit the MFB.



Qadry Ismail (middle)  
Ravens alumni/  
WBAL radio

## HOLIDAY HAPPENINGS

Thanks to Ravens players, thousands of families annually receive support, including food and presents during the holidays. Food distributions and meal services have been led by S Matt Elam, CB Corey Graham, LB Jameel McClain, RB Ray Rice, CB Jimmy Smith (right), WR Torrey Smith and CB Lardarius Webb. In December 2013, the Ravens hosted their ninth-annual Holiday Helpers event at the Target store in Pikesville. Ravens teammates, mascot Poe and cheerleaders served as personal shoppers for children who received \$200 gift certificates courtesy of players and coaches within the Ravens organization. Several players also hosted and supported holiday events in December, including clothing drives, hospital visits and special gift-giving celebrations.





NOTES

A series of horizontal lines for writing notes, starting from the top of the page and extending to the bottom.






**MARSHAL  
YANDA**

**PLAYERS**







**TORREY  
SMITH**



BALTIMORE  
RAVENS

11

**KAMAR AIKEN**  
WIDE RECEIVER | 6-2 | 215

COLLEGE: Central Florida HS: Chaminade-Madonna (Hollywood, FL)

BORN: 5/30/89, Hollywood, FL

EXP. (NFL/RAVENS): 2/1 GP/GS (PLAYOFFS): 3/0 (0/0)

## TRANSACTIONS

Kamar Aiken was signed to the Ravens' practice squad on 10/30/13...Released by New England on 8/26/13...Elevated to the Patriots' 53-man roster on 12/29/12...Signed by New England to the practice squad on 12/26/12...Released by New England on 12/24/12...Elevated to the Patriots' 53-man roster on 12/22/12...Signed by New England to the practice squad on 11/19/12...Released by the Bears on 11/6/12...Signed to Chicago's practice squad on 10/9/12...Released by Buffalo on 10/3/12...Signed to the Bills' practice squad on 9/2/12...Released by Buffalo on 8/31/12...Elevated to Buffalo's active roster on 11/22/11...Signed by Buffalo to the practice squad on 9/4/11...Released by the Bills on 9/3/11...Originally signed with Buffalo as a rookie free agent on 7/28/11.

## CAREER

- Recorded 1 special teams tackle as a member of the Bills vs. Den. (12/24/11)



**2013: (with New England and Baltimore – 0/0)** Appeared in three preseason games with the Patriots, recording 2 catches for 23 yards, before being released on 8/26...Joined the Ravens' practice squad on 10/30/13

**2012: (with Buffalo, Chicago and New England – 1/0)** Saw action in one game (12/23 at Jax.) while with NE, playing from scrimmage and on special teams...Was on the Patriots' active roster for four games, including two postseason contests...Was a member of the Bears' practice squad after spending training camp with the Bills

**2011: (with Buffalo – 2/0)** Recorded 1 special teams tackle for the Bills after being signed to the active roster from their practice squad on 11/22

- Had a special teams tackle in **game 15 vs. Den. (12/24)**
- Made his NFL debut in **game 11 at NYJ (11/27)** after being signed to the Bills' active roster from their practice squad on 11/22

**COLLEGE:** Played in 49 games at Central Florida, totaling 121 receptions for 1,924 yards and 17 TDs in four seasons (2007-10)...Appeared in 14 games (13 starts) as a senior, finishing

with 32 receptions for 486 yards and 2 TDs...Started and had a reception in all 12 games he played in as a junior, posting career highs in receptions (36 - third on the team), receiving yards (610 - led the team) and TDs (9)...Recorded 20 catches for 244 yards and 1 TD as a sophomore...Set Central Florida freshman receiving records with 33 catches, 584 yards and 5 TDs as a true freshman in 2007...Started the season opener at NC State, becoming the first true freshman to start at WR for the Knights since 2005 (Rocky Ross)...Recorded the first 100-yard receiving game of his career against Memphis, and his 131 yards were the most by a Central Florida freshman since the team moved up to the NCAA Bowl Subdivision in 1996...Majored in criminal justice.

**HIGH SCHOOL, PERSONAL:** Played on both sides of the ball at Chaminade-Madonna (Hollywood, FL) HS, earning Class 2A All-State honors at DB as a senior by the *Florida Sports Writers Association*...Recorded 60 tackles and 5 INTs, including a school-record 95-yard INT return for a TD...Compiled 1,000 combined scrimmage yards with 15 TDs on offense...Totaled 26 catches for 700 yards and 10 TDs, as well as 68 tackles and 3 INTs on defense as a junior.

### REGULAR SEASON

Year	Team	GP	GS	RECEIVING					RUSHING					
				No.	Yards	Avg.	LG	TD	No.	Yards	Avg.	LG	TD	
2011	Buffalo	2	0	0	0	0.0	0	0	0	0	0	0	0	0
2012	Buf./Chi./NE	1	0	0	0	0.0	0	0	0	0	0	0	0	0
2013	NE/Bal.	0	0	PRACTICE SQUAD					--	--	--	--	--	--
<b>Totals</b>		<b>3</b>	<b>0</b>	<b>0</b>	<b>0</b>	<b>0.0</b>	<b>0</b>	<b>0</b>	<b>0</b>	<b>0</b>	<b>0</b>	<b>0.0</b>	<b>0</b>	<b>0</b>

SPECIAL TEAMS TACKLES (1): 2011 (1)

## DID YOU KNOW?

The Ravens' Top 5 all-time single-game net yardage marks have occurred during the John Harbaugh/Joe Flacco Era (since 2008). On 9/25/11 at St. Louis, the Ravens racked up a franchise record 553 total yards of offense in their 37-7 victory.





BALTIMORE  
RAVENS

59

**ARTHUR BROWN**  
LINEBACKER | 6-0 | 235

COLLEGE: Kansas State HS: Wichita East (Wichita, KS)  
BORN: 6/17/90, Wichita, KS  
EXP. (NFL/RAVENS): 2/2 GP/GS (PLAYOFFS): 14/0 (0/0)

### TRANSACTIONS

Arthur Brown was selected by the Ravens in the second round (56th overall) of the 2013 NFL Draft...The Ravens traded their 62nd (second round), 165th (fifth round) and 199th (sixth round) draft choices to Seattle in exchange for the 56th pick.

### CAREER

- Saw action in 14 games as a rookie (missed two contests with a chest injury), finishing with 12 tackles (8 solo), a half-sack (-4.5 yards) and 1 FF
- Recorded his first-career NFL tackle and sack (a half-sack) in the 14-6 victory vs. Cle. (9/15/13)
- Played in his first-career NFL game, playing both from scrimmage and on special teams at Den. (9/5/13)



**2013: (14/0)** Finished with 12 tackles (8 solo), a half-sack and 1 FF, missing two contests with a chest injury...Also recorded 3 solo special teams stops

- Recorded 2 tackles and his first-career FF from scrimmage, plus 1 special teams stop in **game 13 vs. Min. (12/8)**
- Produced a career-high 4 tackles from scrimmage and had 1 QB hit in the 20-17 OT win in **game 9 vs. Cin. (11/10)**
- Recorded his first-career NFL tackle and sack (a half-sack) before leaving the game with a chest injury in the 14-6 victory in **game 2 vs. Cle. (9/15)**
- Saw action in his first-career NFL game, playing both from scrimmage and on special teams in **game 1 at Den. (9/5)**

**COLLEGE:** Led Kansas State, posting 100 total tackles (65 solo) to earn first-team All-Big 12 honors and multiple first-team All-American accolades as a senior in 2012...Selected as the conference's Defensive Player of the Year by its league coaches en route to an 11-2 overall record and Big 12 Championship title...Became first KSU player since Josh Buhl (2003) to record 100 tackles in back-to-back seasons... Also posted 4 PD, 2 INTs and 1 FR for a unit that ranked second in the league and 20th nationally in run defense (126.8 ypg)...Earned Big 12 Defensive Player of the Week after recording 8 stops, including 2 TFL, when he became the first player in 2012 to intercept West Virginia QB Geno Smith after

a then-NCAA record-setting 273-straight attempts without an INT...Recorded a team-leading 101 tackles, 2 sacks, 1 INT and 2 PD en route to earning first-team All-Big 12 honors and conference Defensive Newcomer of the Year in 2011... Finished eighth in the Big 12 in total tackles...Sat out the 2010 season under NCAA transfer rules, joining the Wildcats after two seasons at the University of Miami (FL)...Posted 13 tackles (8 solo) while seeing action in 13 games as a reserve and on special teams for the University of Miami in 2009... Also posted 1 FR...Recorded 4 tackles (2 solo) in 11 games as a freshman for the Hurricanes.

**HIGH SCHOOL, PERSONAL:** Prepped at Wichita East (KS) HS where he posted 151 tackles, 10 sacks and 1 FR-TD as a senior...Selected as a *Parade* All-American, was named to *USA Today's* All-USA squad and was also an EA Sports All-American...Graduated with a degree in social sciences from Kansas State...Brother, Bryce, was a RB at K-State and now plays for the Philadelphia Eagles after being selected in the seventh round of the 2012 NFL Draft.

**COMMUNITY:** In his rookie year, Brown helped promote PLAY 60, the NFL movement for an active generation, by participating in an assembly at Mayfield Woods Middle School... Brown joined teammates in leading physical fitness drills and encouraging students to be active for at least 60 minutes a day.

### SHUTOUT CITY

Since 2000, Baltimore's "D" has tied (Seattle) to produce the NFL's most shutouts, blanking opponents nine times. The Ravens' last shutout came on 11/16/09 in a 16-0 win at Cleveland on a Monday night.

#### NFL SHUTOUT LEADERS (Since 2000)

Rk.	Team	Shutouts
1.	Baltimore / Seattle	9
2.	New England / Pittsburgh	8

# 59 ARTHUR BROWN

## 2013

### GAME-BY-GAME DEFENSE

#### RAVENS

Date/Opp.	TT	Solo	Asst.	Sacks	INT	PD	FF	FR
9/5 @ Den.	0	0	0	0-0	0-0	0	0	0
9/15 vs. Cle.	1	0	1	0.5-4.5	0-0	0	0	0
9/22 vs. Hou.				INACTIVE - CHEST				
9/29 @ Buf.				INACTIVE - CHEST				
10/6 @ Mia.	1	1	0	0-0	0-0	0	0	0
10/13 vs. GB	0	0	0	0-0	0-0	0	0	0
10/20 @ Pit.	1	0	1	0-0	0-0	0	0	0
11/3 @ Cle.	1	1	0	0-0	0-0	0	0	0
11/10 vs. Cin.	4	2	2	0-0	0-0	0	0	0
11/17 @ Chi.	0	0	0	0-0	0-0	0	0	0
11/24 vs. NYJ	1	1	0	0-0	0-0	0	0	0
11/28 vs. Pit.	0	0	0	0-0	0-0	0	0	0
12/8 vs. Min.	2	2	0	0-0	0-0	0	1	0
12/16 @ Det.	1	1	0	0-0	0-0	0	0	0
12/22 vs. NE	0	0	0	0-0	0-0	0	0	0
12/29 @ Cin.	0	0	0	0-0	0-0	0	0	0
<b>Totals</b>	<b>12</b>	<b>8</b>	<b>4</b>	<b>0.5-4.5</b>	<b>0-0</b>	<b>0</b>	<b>1</b>	<b>0</b>



## REGULAR SEASON

Year	Team	GP	GS	TACKLES			SACKS		INTERCEPTIONS					FUMBLES			
				TT	Solo	Asst.	No.	Yards	No.	Yards	LG	TD	PD	FF	FR	Yards	
2013	Baltimore	14	0	12	8	4	0.5	4.5	0	0	0	0	0	0	1	0	0
<b>Totals</b>		<b>14</b>	<b>0</b>	<b>12</b>	<b>8</b>	<b>4</b>	<b>0.5</b>	<b>4.5</b>	<b>0</b>	<b>0</b>	<b>0</b>	<b>0</b>	<b>0</b>	<b>0</b>	<b>1</b>	<b>0</b>	<b>0</b>

SPECIAL TEAMS TACKLES (3): 2013 (3)

## CAREER SINGLE-GAME HIGHS (REGULAR SEASON)

<b>Total Tackles:</b> 4 (11/10/13 vs. Cin.)	<b>Solo Tackles:</b> 2 2 times (last: 12/8/13 vs. Min.)
<b>Sacks:</b> 0.5 (9/15/13 vs. Cle.)	<b>Interceptions:</b> None
<b>Forced Fumbles:</b> 1 (12/8/13 vs. Min.)	<b>Fumble Recoveries:</b> None
<b>Passes Defensed:</b> None	

## RAVENS IN THE RED

The Ravens' "D" was strong in the red zone in 2013, limiting foes to a 48.8% TD success rate once inside the 20-yard line.

### RED ZONE DEFENSE / TD PERCENTAGE (2013 Season)

Rk.	Team	RZ Drives	RZ TDs	RZ TD Pct.
1.	Seattle Seahawks	36	13	36.1
2.	Detroit Lions	42	16	38.1
3.	Carolina Panthers	41	17	41.5
4.	New York Jets	49	22	44.9
5.	Miami Dolphins	56	26	46.4
6.	Buffalo Bills	51	24	47.1
<b>7.</b>	<b>Baltimore Ravens</b>	<b>41</b>	<b>20</b>	<b>48.8</b>

### Ravens Red Zone History:

• The Ravens have ranked in the NFL's Top 5 in red zone "D" for nine of the past 10 seasons: 2004 (second), 2005 (fifth), 2006 (first), 2007 (third), 2008 (second), 2009 (fourth), 2010 (fifth), 2011 (first), 2012 (second) and 2013 (seventh).



BALTIMORE  
RAVENS

23

**CHYKIE BROWN**  
CORNERBACK | 5-11 | 190

COLLEGE: Texas HS: North Shore (Houston, TX)

BORN: 12/26/86, Houston, TX

EXP. (NFL/RAVENS): 4/4 GP/GS (PLAYOFFS): 39/1 (4/2)

## TRANSACTIONS

Chykie Brown was selected by the Ravens in the fifth round (164th overall) of the 2011 NFL Draft...Brown was the first of two picks in the fifth round (DE Pernell McPhee, 165th).

## CAREER

- Owns 19 tackles (16 solo) and 8 PD from scrimmage, adding 20 special teams stops
- Posted a career-high 4 PD vs. NYG (12/23/12)
- Started his first-career NFL game and tied a career high with 3 solo tackles vs. Pit. (12/2/12)
- Recorded his first-career tackles (finished with 3 stops) from scrimmage vs. Ind. (12/11/11)
- Saw action in his first-career NFL game at STL (9/25/11)



**2013: (16/0)** Saw action in all 16 games for the second-consecutive season, finishing third on the team with 8 special teams tackles (7 solo), while recording 2 tackles and 1 PD from scrimmage

- Posted a season-high-tying 2 special teams tackles in the 22-20 victory in **game 12 vs. Pit. (11/28)**
- Recorded 2 special teams tackles and saw action from scrimmage in **game 8 at Cle. (11/3)**
- Posted 1 solo tackle, 1 PD from scrimmage and played on special teams in **game 4 at Buf. (9/29)**

**2012: (16/1, 4/2)** Posted then-career highs in tackles (14), PD (6) and special teams stops (11 - finished third on the team)

- Recorded 2 solo tackles and led the team with a career-high 4 PD in the 33-14 victory in **game 15 vs. NYG (12/23)**
- Started his first-career NFL game and tied a career high with 3 solo tackles in **game 12 vs. Pit. (12/2)**
- Led the team with a career-high 2 solo special teams tackles in the 44-13 win in **game 1 vs. Cin. (9/10)**
- Recorded 9 tackles (7 solo) and 2 PD in four postseason contests, including two starts

**2011: (7/0, 0/0)** Produced 3 tackles and 1 PD from scrimmage and 1 special teams stop as a rookie

- Logged 3 solo tackles (first-career tackles from scrimmage) and 1 PD in the 24-10 win in **game 13 vs. Ind. (12/11)**
- Played from scrimmage and on special teams in the 34-17 victory in **game 4 vs. NYJ (10/2)**
- Saw action on special teams (first-career NFL game) in the 37-7 victory in **game 3 at STL (9/25)**
- Was a game-day inactive for both playoff games

**COLLEGE:** Started 23 of 45 games played at Texas and finished his Longhorns career with 106 tackles (71 solo), 24 PD, 4 sacks, 9 TFL, 2 FFs and 2 INTs...Started all nine games he played and posted 19 tackles (14 solo), 7 PD, 2 TFL, 1 FF and 1 sack (-13 yards) despite missing the final three games of the season due to a forearm injury as a senior in 2010... Helped Texas rank sixth nationally in total defense (300.2 ypg) and passing defense (161.6 ypg)...Saw action in 14 games, including nine starts, and posted a college-high 48 tackles (31 solo), 2 INTs, 8 PD, 2 sacks, 5 TFL and 1 FF...Helped Texas finish second in the Big 12 and 19th in the country in pass defense (179.6 ypg), third nationally in total defense (251.9 ypg), as well as 12th nationally in scoring defense (16.7 ppg)... Longhorns led the nation with 25 INTs and tied for first with 37 forced turnovers...Saw action in 11 games (eight starts), and compiled 28 tackles, 9 PD, a sack and 2 TFL despite being limited in three midseason games with an ankle injury as a sophomore in 2008...Helped UT rank first in the Big 12 in scoring defense (18.8 ppg/18th NCAA), total defense (342.9 ypg), rushing defense (83.5 ypg/third NCAA) and second in pass efficiency defense (124.2 rating)...Played in 11 games and posted 11 tackles and tied for second on the team with 8 special teams stops as a redshirt freshman in 2007... Redshirted as a true freshman in 2006.

**HIGH SCHOOL, PERSONAL:** Prepped at North Shore (Houston, TX) HS, finishing his career with 120 tackles, 10 INTs, 19 PD, 8 TFL, 4 FFs and 3 FRs...Earned All-State honors, playing at FS, CB, RB and WR...Also was a two-time All-District choice... Led his team to a 22-2 record over his final two seasons, garnering first-team Class 5A All-State accolades from the *Associated Press* and *Texas Sports Writers Association* as a senior...Posted 78 tackles, 5 INTs, 7 PD, 2 FFs and 2 FRs as a senior...Name is pronounced: SHOCK-ee



# 23 CHYKIE BROWN

**COMMUNITY:** Joined teammates in June 2012-13 to celebrate Ravens Beach Bash in Ocean City, MD...Supported the Ravens Hometown Huddle in Oct. 2013 by taking part in the second annual Ravens TEAM Challenge at M&T Bank Stadium...Brown joined teammates and Ravens cheerleaders to complete various tasks alongside students from Curtis Bay Elementary (Baltimore, MD)...The NFL/United Way Hometown Huddle is a league-wide day of service designed to bring awareness and impact to the issue of youth health and fitness...Annually supports Ravens players and team events including A Purple Evening, the Ravens' annual women's event at M&T Bank Stadium, the Lardarius Webb Charity Softball Tournament and Bowling Classic, and James Ihedigbo's Celebrity Cruise and Casino Charity Night.

## 2012

### GAME-BY-GAME DEFENSE

#### RAVENS

Date/Opp.	TT	Solo	Asst.	Sacks	INT	PD	FF	FR
9/10 vs. Cin.	0	0	0	0-0	0-0	0	0	0
9/16 @ Phi.	0	0	0	0-0	0-0	0	0	0
9/23 vs. NE	0	0	0	0-0	0-0	0	0	0
9/27 vs. Cle.	0	0	0	0-0	0-0	0	0	0
10/7 @ KC	0	0	0	0-0	0-0	0	0	0
10/14 vs. Dal.	0	0	0	0-0	0-0	1	0	0
10/21 @ Hou.	0	0	0	0-0	0-0	0	0	0
11/4 @ Cle.	0	0	0	0-0	0-0	0	0	0
11/11 vs. Oak.	2	2	0	0-0	0-0	0	0	0
11/18 @ Pit.	1	1	0	0-0	0-0	0	0	0
11/25 @ SD	2	1	1	0-0	0-0	0	0	0
12/2 vs. Pit.	3	3	0	0-0	0-0	0	0	0
12/9 @ Was.	0	0	0	0-0	0-0	0	0	0
12/16 vs. Den.	1	1	0	0-0	0-0	0	0	0
12/23 vs. NYG	2	2	0	0-0	0-0	4	0	0
12/30 @ Cin.	3	2	1	0-0	0-0	1	0	0
<b>Totals</b>	<b>14</b>	<b>12</b>	<b>2</b>	<b>0-0</b>	<b>0-0</b>	<b>6</b>	<b>0</b>	<b>0</b>
<b>Playoffs</b>								
1/6/13 vs. Ind.	4	3	1	0-0	0-0	1	0	0
1/12/13 @ Den.	4	3	1	0-0	0-0	1	0	0
1/20/13 @ NE	1	1	0	0-0	0-0	0	0	0
2/3/13 @ SF	0	0	0	0-0	0-0	0	0	0
<b>Totals</b>	<b>9</b>	<b>7</b>	<b>2</b>	<b>0-0</b>	<b>0-0</b>	<b>2</b>	<b>0</b>	<b>0</b>

## 2013

### GAME-BY-GAME DEFENSE

#### RAVENS

Date/Opp.	TT	Solo	Asst.	Sacks	INT	PD	FF	FR
9/5 @ Den.	0	0	0	0-0	0-0	0	0	0
9/15 vs. Cle.	0	0	0	0-0	0-0	0	0	0
9/22 vs. Hou.	0	0	0	0-0	0-0	0	0	0
9/29 @ Buf.	1	1	0	0-0	0-0	1	0	0
10/6 @ Mia.	0	0	0	0-0	0-0	0	0	0
10/13 vs. GB	0	0	0	0-0	0-0	0	0	0
10/20 @ Pit.	0	0	0	0-0	0-0	0	0	0
11/3 @ Cle.	0	0	0	0-0	0-0	0	0	0
11/10 vs. Cin.	1	0	1	0-0	0-0	0	0	0
11/17 @ Chi.	0	0	0	0-0	0-0	0	0	0
11/24 vs. NYJ	0	0	0	0-0	0-0	0	0	0
11/28 vs. Pit.	0	0	0	0-0	0-0	0	0	0
12/8 vs. Min.	0	0	0	0-0	0-0	0	0	0
12/16 @ Det.	0	0	0	0-0	0-0	0	0	0
12/22 vs. NE	0	0	0	0-0	0-0	0	0	0
12/29 @ Cin.	0	0	0	0-0	0-0	0	0	0
<b>Totals</b>	<b>2</b>	<b>1</b>	<b>1</b>	<b>0-0</b>	<b>0-0</b>	<b>1</b>	<b>0</b>	<b>0</b>

## 2011

### GAME-BY-GAME DEFENSE

#### RAVENS

Date/Opp.	TT	Solo	Asst.	Sacks	INT	PD	FF	FR
9/11 vs. Pit.				INACTIVE				
9/18 @ Ten.				INACTIVE				
9/25 @ STL	0	0	0	0-0	0-0	0	0	0
10/2 vs. NYJ	0	0	0	0-0	0-0	0	0	0
10/16 vs. Hou.	0	0	0	0-0	0-0	0	0	0
10/24 @ Jax.				ACTIVE, BUT DID NOT PLAY				
10/30 vs. Ari.				INACTIVE				
11/6 @ Pit.				INACTIVE				
11/13 @ Sea.				INACTIVE				
11/20 vs. Cin.				INACTIVE				
11/24 vs. SF				ACTIVE, BUT DID NOT PLAY				
12/4 @ Cle.				INACTIVE				
12/11 vs. Ind.	3	3	0	0-0	0-0	1	0	0
12/18 @ SD	0	0	0	0-0	0-0	0	0	0
12/24 vs. Cle.	0	0	0	0-0	0-0	0	0	0
1/1/12 @ Cin.				SAW ACTION ON SPECIAL TEAMS				
<b>Totals</b>	<b>3</b>	<b>3</b>	<b>0</b>	<b>0-0</b>	<b>0-0</b>	<b>1</b>	<b>0</b>	<b>0</b>
<b>Playoffs</b>								
1/15/12 vs. Hou.				INACTIVE				
1/22/12 @ NE				INACTIVE				
<b>Totals</b>	<b>0</b>	<b>0</b>	<b>0</b>	<b>0-0</b>	<b>0-0</b>	<b>0</b>	<b>0</b>	<b>0</b>

## REGULAR SEASON

Year	Team	GP	GS	TACKLES			SACKS		INTERCEPTIONS					FUMBLES		
				TT	Solo	Asst.	No.	Yards	No.	Yards	LG	TD	PD	FF	FR	Yards
2011	Baltimore	7	0	3	3	0	0.0	0.0	0	0	0	0	1	0	0	0
2012	Baltimore	16	1	14	12	2	0.0	0.0	0	0	0	0	6	0	0	0
2013	Baltimore	16	0	2	1	1	0.0	0.0	0	0	0	0	1	0	0	0
<b>Totals</b>		<b>39</b>	<b>1</b>	<b>19</b>	<b>16</b>	<b>3</b>	<b>0.0</b>	<b>0.0</b>	<b>0</b>	<b>0</b>	<b>0</b>	<b>0</b>	<b>8</b>	<b>0</b>	<b>0</b>	<b>0</b>

SPECIAL TEAMS TACKLES (20): 2011 (1); 2012 (11); 2013 (8)

## CAREER SINGLE-GAME HIGHS (REGULAR SEASON)

**Total Tackles:** 3 3 times (last: 12/30/12 at Cin.)  
**Solo Tackles:** 3 2 times (last: 12/2/12 vs. Pit.)  
**Sacks:** None  
**Interceptions:** None  
**Forced Fumbles:** None  
**Fumble Recoveries:** None  
**Passes Defensed:** 4 (12/23/12 vs. NYG)

## POSTSEASON

Year	Team	GP	GS	TACKLES			SACKS		INTERCEPTIONS					FUMBLES		
				TT	Solo	Asst.	No.	Yards	No.	Yards	LG	TD	PD	FF	FR	Yards
2011	Baltimore	0	0	0	0	0	0.0	0.0	0	0	0	0	0	0	0	0
2012	Baltimore	4	2	9	7	2	0.0	0.0	0	0	0	0	2	0	0	0
<b>Totals</b>		<b>4</b>	<b>2</b>	<b>9</b>	<b>7</b>	<b>2</b>	<b>0.0</b>	<b>0.0</b>	<b>0</b>	<b>0</b>	<b>0</b>	<b>0</b>	<b>2</b>	<b>0</b>	<b>0</b>	<b>0</b>



BALTIMORE  
RAVENS

14

MARLON BROWN  
WIDE RECEIVER | 6-5 | 214

COLLEGE: Georgia HS: Harding Academy (Memphis, TN)

BORN: 4/22/91, Memphis, TN

EXP. (NFL/RAVENS): 2/2 GP/GS (PLAYOFFS): 14/12 (0/0)

## TRANSACTIONS

Marlon Brown signed with the Ravens as a rookie free agent on 5/14/13.

## HONORS

- Pepsi Next Rookie of the Week (Week 14, 2013)

## CAREER

- Finished third on the team with 49 receptions for 524 yards (second on team), including a team-leading and rookie franchise-record-tying 7 TDs in 2013
- Earned Pepsi Next Rookie of the Week honors when he set career highs in receptions (7) and receiving yards (92) and secured his first-career game-winning TD (with :04 remaining) in the 29-26 win vs. Min. (12/8/13)...His 7 catches for 92 yards led the team
- Started his first-career NFL game, pulled in his first-career reception (finished with 4 receptions for 65 yards) and his first-career TD (13-yarder) at Den. (9/5/13)
- Was one of just two rookie free agents (S Brynden Trawick) to make the Ravens' 2013 53-man opening-day roster



**2013: (14/12)** Finished third on the team with 49 receptions for 524 yards (second on team), including a team-leading and rookie franchise-record-tying 7 TDs...With his TD against the Browns in Week 2 (9/15), Brown became the first rookie in Ravens franchise history to score a TD in each of his first two career games...Was one of just two rookie free agents (S Brynden Trawick) to make the Ravens' 53-man opening-day roster

- Earned Pepsi Next Rookie of the Week honors, after setting career highs in receptions (7) and receiving yards (92) and securing his first-career game-winning TD (with :04 remaining) in the 29-26 win in **game 13 vs. Min. (12/8)**... His 7 catches for 92 yards led the team
- Started and tied for the team lead (Torrey Smith) with 5 receptions for 54 yards, a career-high 2 TDs and caught a 2-point conversion in **game 8 at Cle. (11/3)**
- Started and hauled in 4 receptions for 45 yards and 1 TD in the 14-6 victory in **game 2 vs. Cle. (9/15)**...With his TD against the Browns in Week 2, Brown became the first rookie in Ravens franchise history to score a TD in each of his first two career games
- Started his first-career NFL game, pulled in his first-career reception (finished with 4 receptions for 65 yards) and his first-career TD (13-yarder) in **game 1 at Den. (9/5)**

**COLLEGE:** Appeared in 40 career games (11 starts) at Georgia, recording 55 receptions for 851 yards and 8 TDs... Was a two-year recipient of the Crosswy-Mackey Families Football Scholarship (2011-12) and two-year honoree of the Vickie and Leon Farmer Football Scholarship (2009-10)... Registered four-career 100-yard receiving contests... Played

in eight games (six starts) as a senior in 2012, catching 27 receptions for 469 yards and 4 TDs (all career-highs)...Led the Bulldogs with 113 receiving yards and 1 TD vs. Ole Miss before suffering a season-ending knee injury...Recorded a career-best 8 catches for 106 yards and a career-high-tying 2 TDs at Missouri...Appeared in 12 games (five starts) as a junior in 2011, recording 15 catches for 234 yards and 3 TDs... Had 2 receptions for 22 yards and 1 TD vs. Kentucky...Led the team with a career-high 121 yards on 4 receptions and hauled in a career-best 2 TDs, including a 75-yard TD grab, at Vanderbilt...Earned Georgia's Most Improved Player Award for offense as a sophomore in 2010, playing in 12 games and recording 11 receptions for 133 yards and 1 TD...Hauled in his first-career TD on an eight-yard pass at Colorado...Played in eight games as a true freshman in 2009, recording 2 catches for 15 yards...Majored in psychology at Georgia.

**HIGH SCHOOL, PERSONAL:** Prepped at the Harding Academy (Memphis, TN), where he became the first Memphis private-schooler to be named a *Parade* All-American in 2009...Also earned *USA Today* All-USA second-team honors...Was tabbed the No. 2 WR by *Scout.com*, was No. 3 by *ESPN.com* and No. 5 nationally by *Rivals.com*...Recorded 1,785 all-purpose yards with 19 TDs in 2008, including 338 yards and 4 TDs in the state championship game...Was named Tennessee's Mr. Football in 2008, as well as *Tennessee Sports Writers Association* Division 2-A All-State (2007-08) and *Atlanta Journal-Constitution* Super Southern 100... catching 41 passes for 861 yards and 6 TDs, while rushing for 629 yards and 10 TDs in 2007...Also played basketball at Harding, where he was named 2008 *Tennessee Sports Writers Association* Division 2-A All-State.



# 14 MARLON BROWN

**COMMUNITY:** As a rookie, Brown joined teammates in encouraging students to be active for at least 60 minutes a day in a PLAY 60 assembly at Mayfield Woods Middle School...Additionally, supported Ravens' team activities, including A Purple Evening, the Ravens' annual women's event at M&T Bank Stadium...Named the 2013 Ravens Roost Unsung Hero, an award presented annually to the Ravens player who best demonstrates outstanding performance on the field, but does not receive recognition for his accomplishments....Presidents of the individual Ravens Roosts selected Brown for the honor...He accepted the award at the group's annual Bull and Oyster Roast in February.

## 2013

### GAME-BY-GAME OFFENSE

Date/Opp.	RECEIVING					RUSHING				
	No.	Yds.	Avg.	LG	TD	No.	Yds.	Avg.	LG	TD
9/5 @ Den.	4	65	16.3	23	1	0	0	0.0	0	0
9/15 vs. Cle.	4	45	11.3	18	1	0	0	0.0	0	0
9/22 vs. Hou.	2	6	3.0	4	0	0	0	0.0	0	0
9/29 @ Buf.	4	34	8.5	14	1	0	0	0.0	0	0
10/6 @ Mia.	INACTIVE - THIGH					--	--	--	--	--
10/13 vs. GB	3	71	23.7	59	0	1	-2	-2.0	-2	0
10/20 @ Pit.	4	22	5.5	9	0	0	0	0.0	0	0
11/3 @ Cle.	5	54	10.8	19t	2	0	0	0.0	0	0
11/10 vs. Cin.	1	10	10.0	10	0	0	0	0.0	0	0
11/17 @ Chi.	INACTIVE - KNEE					--	--	--	--	--
11/24 vs. NYJ	1	1	1.0	1	0	0	0	0.0	0	0
11/28 vs. Pit.	1	12	12.0	12	0	0	0	0.0	0	0
12/8 vs. Min.	7	92	13.1	35	1	0	0	0.0	0	0
12/16 @ Det.	4	31	7.8	24	0	0	0	0.0	0	0
12/22 vs. NE	4	51	12.8	21	0	0	0	0.0	0	0
12/29 @ Cin.	5	30	6.0	9	1	0	0	0.0	0	0
<b>Totals</b>	<b>49</b>	<b>524</b>	<b>10.7</b>	<b>59</b>	<b>7</b>	<b>1</b>	<b>-2</b>	<b>-2.0</b>	<b>-2</b>	<b>0</b>

## REGULAR SEASON

Year	Team	GP	GS	RECEIVING					RUSHING				
				No.	Yards	Avg.	LG	TD	No.	Yards	Avg.	LG	TD
2013	Baltimore	14	12	49	524	10.7	59	#*7	1	-2	-2.0	-2	0
<b>Totals</b>		<b>14</b>	<b>12</b>	<b>49</b>	<b>524</b>	<b>10.7</b>	<b>59</b>	<b>7</b>	<b>1</b>	<b>-2</b>	<b>-2.0</b>	<b>-2</b>	<b>0</b>

\*LED TEAM

#ROOKIE FRANCHISE RECORD

## CAREER SINGLE-GAME HIGHS (REGULAR SEASON)

### RECEIVING

#### Receptions:

7 (12/8/13 vs. Min.)

#### Yardage:

92 (12/8/13 vs. Min.)

#### Long Gain:

59 (10/13/13 vs. GB)

#### Touchdowns:

2 (11/3/13 at Cle.)

### RUSHING

#### Carries:

1 (10/13/13 vs. GB)

#### Yardage:

-2 (10/13/13 vs. GB)

#### Long Gain:

-2 (10/13/13 vs. GB)

#### Touchdowns:

None

## ROOKIE IMPACT

In 2013, rookie free agent WR Marlon Brown (49 catches for 524 yards) produced the second-most catches by a rookie in Ravens history (WR Torrey Smith had 50 in 2011). Brown's 524 receiving yards also rank as the second most by a rookie in club history (Smith is first with 841) and were seventh among all NFL rookies during the 2013 campaign.

### NFL ROOKIE RECEIVING YARDS LEADERS (2013 Season)

Rk.	Player	Rec.	Yards	Avg.	LG	TD
1.	Keenan Allen (SD)	71	1,046	14.7	43t	8
2.	DeAndre Hopkins (Hou.)	52	802	15.4	66	2
3.	Terrance Williams (Dal.)	44	736	16.7	82t	5
4.	Kenny Stills (NO)	32	641	20.0	76t	5
5.	Robert Woods (Buf.)	40	587	14.7	57	3
6.	Tim Wright (TB)	54	571	10.6	36	5
7.	<b>Marlon Brown (Bal.)</b>	<b>49</b>	<b>524</b>	<b>10.7</b>	<b>59</b>	<b>7</b>







BALTIMORE  
RAVENS

31

OMAR BROWN  
SAFETY | 5-11 | 195

COLLEGE: Marshall HS: Berkeley (SC)

BORN: 6/6/88, Moncks Corner, SC

EXP. (NFL/RAVENS): 3/3 GP/GS (PLAYOFFS): 4/0 (0/0)

## TRANSACTIONS

Omar Brown re-signed with Baltimore on 4/29/14...Was signed to the Ravens' active roster from their practice squad on 10/29/13...Signed to Baltimore's practice squad on 9/1/13...Waived by the Ravens on 8/31/13...Signed to the Ravens' active roster from their practice squad on 12/12/12...Originally signed with the Ravens as a rookie free agent on 5/10/12.

## CAREER

- Has 3 tackles (2 solo) and 1 sack (-9 yards)
- Recorded his first-career NFL tackle and first-career sack vs. NYG (12/23/12)
- Saw action in his first-career NFL game vs. Den. (12/16/12)



**2013: (1/0)** Saw action in one game, both from scrimmage and on special teams, but did not record a tackle

- Saw action from scrimmage and on special teams in **game 8 at Cle. (11/3)**
- Signed to the Ravens' active roster from their practice squad on 10/29

**2012: (3/0, 0/0)** Recorded 3 tackles, including 1 sack (-9 yards), and had a FR on special teams as a rookie...Was on the Ravens' practice squad for the first 13 weeks of the season before being signed to the active roster on 12/12

- Played from scrimmage and posted a career-high 2 tackles in **game 16 at Cin. (12/30)**
- Saw his first-career action from scrimmage and recorded his first-career tackle, a sack (-9 yards), in **game 15 vs. NYG (12/23)**
- Saw action in his first-career NFL game (on special teams) in **game 14 vs. Den. (12/16)**
- Was a game-day inactive for all four postseason contests

**COLLEGE:** Appeared in 43 career games with the Thundering Herd, amassing 288 career tackles (166 solo), 9 INTs (102 return yards, 1 TD), 29 PD, 5 FFs and 1 FR...Earned first-team All-Conference USA honors as a senior in 2011, as he recorded a team-high 113 tackles (71 solo), 4 INTs (55 return yards, 1 TD), 4.5 TFL and 4 FFs after appearing in all 13 contests...Had a season-high 18 tackles (13 solo), 1 INT, 1 TFL and 1 FF at UCF...Recorded the longest INT return of his career, for his lone TD score, with a 48-yard INT-TD in the win over UAB...Played in all 12 games as a junior in 2010, posting 88 tackles (48 solo), 3 INTs (24 return yards), 1.5 TFL and 8

PD...Had a season-high 16 tackles (10 solo) against UCF...Saw action in all 13 games, starting nine, as a sophomore in 2009...Finished third on the team with 73 tackles (40 solo), adding 2 INTs (23 return yards) and 10 PD...Recorded his first-career INT and added 5 tackles (4 solo) and 1 PD in a win at Memphis...Had 6 tackles (4 solo), 1 INT (returned for 23 yards) and 2 PD in a win at SMU...Played in five games as a freshman in 2008, registering 14 tackles (7 solo), 1 FF and 1 PD...Posted a season-high 6 tackles (2 solo) and 1 PD in his first collegiate game against Illinois State...Majored in business management at Marshall.

**HIGH SCHOOL, PERSONAL:** Prepped at Berkeley (SC) HS, where he was an All-State selection...Recorded 100 tackles, 11 INTs and 25 PD as a senior, earning first-team All-Lowcountry honors and being named the All-Lowcountry Defensive Back of the Year.

**COMMUNITY:** Joined teammates in hosting a PLAY 60 youth football clinic at Aberdeen Proving Ground for children whose parents currently serve in the U.S. Military...Supported the Ravens Hometown Huddle in Oct. 2013 by taking part in the second annual Ravens TEAM Challenge at M&T Bank Stadium...Brown joined teammates and Ravens cheerleaders to complete various tasks alongside students from Baltimore's Curtis Bay Elementary...The NFL/United Way Hometown Huddle is a league-wide day of service designed to bring awareness and impact to the issue of youth health and fitness...Additionally, supports Ravens players and team events, including the Goodwill Gridiron Halloween Party, Ravens Beach Bash, A Purple Evening, the Ravens' annual women's event at M&T Bank Stadium, and Lardarius Webb's Charity Bowling Classic.

## DID YOU KNOW?

The Ravens are one of only four teams (Packers 2009-13; Colts 2008-10, 2012-13 and Patriots 2009-13) to earn a playoff berth in five of the past six seasons, doing so from 2008-12. In each of those seasons, Baltimore won at least one playoff game.



# 31 OMAR BROWN

## 2013

### GAME-BY-GAME DEFENSE RAVENS

Date/Opp.	TT	Solo	Asst.	Sacks	INT	PD	FF	FR
9/5 @ Den.				ON RAVENS PRACTICE SQUAD				
9/15 vs. Cle.				ON RAVENS PRACTICE SQUAD				
9/22 vs. Hou.				ON RAVENS PRACTICE SQUAD				
9/29 @ Buf.				ON RAVENS PRACTICE SQUAD				
10/6 @ Mia.				ON RAVENS PRACTICE SQUAD				
10/13 vs. GB				ON RAVENS PRACTICE SQUAD				
10/20 @ Pit.				ON RAVENS PRACTICE SQUAD				
11/3 @ Cle.	0	0	0	0-0	0-0	0	0	0
11/10 vs. Cin.				INACTIVE				
11/17 @ Chi.				INACTIVE				
11/24 vs. NYJ				INACTIVE				
11/28 vs. Pit.				INACTIVE				
12/8 vs. Min.				INACTIVE				
12/16 @ Det.				INACTIVE				
12/22 vs. NE				INACTIVE				
12/29 @ Cin.				INACTIVE				
<b>Totals</b>	<b>0</b>	<b>0</b>	<b>0</b>	<b>0-0</b>	<b>0-0</b>	<b>0</b>	<b>0</b>	<b>0</b>

## 2012

### GAME-BY-GAME DEFENSE RAVENS

Date/Opp.	TT	Solo	Asst.	Sacks	INT	PD	FF	FR
9/10 vs. Cin.				ON RAVENS PRACTICE SQUAD				
9/16 @ Phi.				ON RAVENS PRACTICE SQUAD				
9/23 vs. NE				ON RAVENS PRACTICE SQUAD				
9/27 vs. Cle.				ON RAVENS PRACTICE SQUAD				
10/7 @ KC				ON RAVENS PRACTICE SQUAD				
10/14 vs. Dal.				ON RAVENS PRACTICE SQUAD				
10/21 @ Hou.				ON RAVENS PRACTICE SQUAD				
11/4 @ Cle.				ON RAVENS PRACTICE SQUAD				
11/11 vs. Oak.				ON RAVENS PRACTICE SQUAD				
11/18 @ Pit.				ON RAVENS PRACTICE SQUAD				
11/25 @ SD				ON RAVENS PRACTICE SQUAD				
12/2 vs. Pit.				ON RAVENS PRACTICE SQUAD				
12/9 @ Was.				ON RAVENS PRACTICE SQUAD				
12/16 vs. Den.				SAW ACTION ON SPECIAL TEAMS				
12/23 vs. NYG	1	1	0	1-9	0-0	0	0	0
12/30 @ Cin.	2	1	1	0-0	0-0	0	0	0
<b>Totals</b>	<b>3</b>	<b>2</b>	<b>1</b>	<b>1-9</b>	<b>0-0</b>	<b>0</b>	<b>0</b>	<b>0</b>
<b>Playoffs</b>								
1/6/13 vs. Ind.				INACTIVE				
1/12/13 @ Den.				INACTIVE				
1/20/13 @ NE				INACTIVE				
2/3/13 @ SF				INACTIVE				
<b>Totals</b>	<b>0</b>	<b>0</b>	<b>0</b>	<b>0-0</b>	<b>0-0</b>	<b>0</b>	<b>0</b>	<b>0</b>

## REGULAR SEASON

Year	Team	GP	GS	TACKLES			SACKS		INTERCEPTIONS					FUMBLES				
				TT	Solo	Asst.	No.	Yards	No.	Yards	LG	TD	PD	FF	FR	Yards		
2012	Baltimore	3	0	3	2	1	1.0	9.0	0	0	0	0	0	0	0	0	0	0
2013	Baltimore	1	0	0	0	0	0.0	0.0	0	0	0	0	0	0	0	0	0	0
<b>Totals</b>		<b>4</b>	<b>0</b>	<b>3</b>	<b>2</b>	<b>1</b>	<b>1.0</b>	<b>9.0</b>	<b>0</b>	<b>0</b>	<b>0</b>	<b>0</b>	<b>0</b>	<b>0</b>	<b>0</b>	<b>0</b>	<b>0</b>	<b>0</b>

SPECIAL TEAMS TACKLES (0): 2012 (0); 2013 (0)

## CAREER SINGLE-GAME HIGHS (REGULAR SEASON)

<b>Total Tackles:</b> 2 (12/30/12 at Cin.)	<b>Solo Tackles:</b> 1 2 times (last: 12/30/12 at Cin.)
<b>Sacks:</b> 1 (12/23/12 vs. NYG)	<b>Interceptions:</b> None
<b>Forced Fumbles:</b> None	<b>Fumble Recoveries:</b> None
<b>Passes Defensed:</b> None	

## POSTSEASON

Year	Team	GP	GS	TACKLES			SACKS		INTERCEPTIONS					FUMBLES				
				TT	Solo	Asst.	No.	Yards	No.	Yards	LG	TD	PD	FF	FR	Yards		
2012	Baltimore	0	0	0	0	0	0.0	0.0	0	0	0	0	0	0	0	0	0	0
<b>Totals</b>		<b>0</b>	<b>0</b>	<b>0</b>	<b>0</b>	<b>0</b>	<b>0.0</b>	<b>0.0</b>	<b>0</b>	<b>0</b>	<b>0</b>	<b>0</b>	<b>0</b>	<b>0</b>	<b>0</b>	<b>0</b>	<b>0</b>	<b>0</b>

## THE M&T BANK ADVANTAGE

Under John Harbaugh, the Ravens have won 30 of their last 35 regular season home games and are 39-9 in games played in Baltimore, ranking as the NFL's second-best home mark since the 2008 NFL campaign began.

### NFL'S BEST REGULAR SEASON HOME RECORDS (John Harbaugh Era / 2008-13)

Rk.	Team	Record	Pct.
1.	New England Patriots	42-6	.875
2.	<b>Baltimore Ravens</b>	<b>39-9</b>	<b>.813</b>
3.	New Orleans Saints	37-11	.771
4.	Green Bay Packers	36-11-1	.760
5.	Atlanta Falcons	36-12	.750



BALTIMORE  
RAVENS

56

**JOSH BYNES**  
LINEBACKER | 6-1 | 240

**COLLEGE:** Auburn **HS:** Boyd Anderson (Lauderdale Lakes, FL)  
**BORN:** 8/24/89, Lauderdale Lakes, FL  
**EXP. (NFL/RAVENS):** 3/3 **GP/GS (PLAYOFFS):** 26/9 (4/0)

## TRANSACTIONS

Josh Bynes was signed to the Ravens' active roster from their practice squad on 10/17/12...Originally signed with the Ravens as a rookie free agent on 7/28/11.

## CAREER

- Produced Super Bowl XLVII's final tackle (Ted Ginn) that sealed the Ravens' 34-31 victory over San Francisco
- Posted a career-high 13 tackles in his first-career start vs. Den. (12/16/12)
- Recorded his first-career tackle from scrimmage in the 55-20 victory vs. Oak. (11/11/12)
- Played in his first-career NFL game vs. SF (11/24/11)



**2013: (15/6)** Started a career-high six games and produced career highs in tackles (41), solo stops (19) and PD (3), while adding 4 special teams tackles

- Recorded 6 tackles (3 solo) in the 22-20 victory in **game 12 vs. Pit. (11/28)**
- Started and recorded 2 tackles and a QB hit for a defense that did not allow a TD for the second-consecutive contest and held the Texans to 25% (3-of-12) on third down in the 30-9 victory in **game 3 vs. Hou. (9/22)**
- Started and posted 8 tackles, including 1 TFL, for a defense that didn't allow a TD and held the Browns to 27% (4-of-15) on third down in the 14-6 victory in **game 2 vs. Cle. (9/15)**
- Led the team with 8 tackles in **game 1 at Den. (9/5)**

**2012: (10/3, 4/0)** Recorded then-career highs in tackles (31), solo stops (18) and PD (2) and posted 3 special teams tackles after being signed to the Ravens' active roster from their practice squad on 10/17/12

- Led the team with 9 tackles in **game 16 at Cin. (12/30)**
- Started his first-career NFL game, recording a team-leading and career-high 13 tackles (11 solo) and his first-career PD in **game 14 vs. Den. (12/16)**
- Saw action in all four playoff games, producing 2 solo special teams tackles, including a solo special teams tackle in the 34-31 victory in **Super Bowl XLVII vs. SF (2/3/13)** - the game's final tackle (Ted Ginn) that sealed the win for Baltimore

**2011: (1/0, 0/0)** Saw action in one game (on special teams) after being signed to the Ravens' active roster from their practice squad on 11/29

- Played in his first-career NFL game, on special teams, in **game 11 vs. SF (11/24)**
- Re-signed to the Ravens' practice squad on 12/1 after being waived by Baltimore on 11/29...Signed to Baltimore's active roster from their practice squad on 11/23...Signed to the Ravens' practice squad on 11/9

**COLLEGE:** Appeared in 43 career games with the Tigers, recording 238 tackles (127 solo), 7 INTs, 19 PD, 2 FFs and 2 FRs...Led the team in tackles in both 2009 and 2010...Started 35-consecutive games dating back to his sophomore year...Netted 73 tackles, including 36 solo, 3 INTs, 5 PD and 1 FF, helping lead Auburn to a National Championship as a senior in 2010...Started all 13 games and led the team with 104 tackles (ranked ninth in tackles per game - 8.0) as a junior in 2009...Posted a career-high 12 tackles (10 solo) against West Virginia...Played in 12 games, including eight starts as a sophomore in 2008...Finished fifth on the team with 53 tackles and a team-high 3 INTs...Made his first-career start against Tennessee and led the team with 11 tackles...Appeared in five games as a freshman in 2007, totaling 10 tackles (8 solo).

**HIGH SCHOOL, PERSONAL:** Prepped at Boyd Anderson (Lauderdale Lakes, FL) HS...Totaled 110 tackles, 4 FFs, 3 FRs and 2 sacks in just eight games as a senior...Led Boyd Anderson to a 9-3 overall record and to the second round of the state playoffs as a senior...Earned Broward County Defensive Player of the Year honors in 2006...Ranked ninth nationally among ILBs and 31st overall in Florida by *Rivals.com*...Played in the Broward County All-Star game in 2006.

**COMMUNITY:** Organized a Thanksgiving food distribution at Paul's Place Shelter in Baltimore, helping feed lunch to hundreds of homeless men, women and children in 2013...Joined teammates and Operation Welcome Home at BWI Thurgood Marshall Airport to greet troops who had been serving overseas (2013)...Served as a personal shopper to youth at Vonta Leach's Holiday Helpers event at Target in 2012 and '13...Additionally, supported Ravens team events, including Spring Football Festival and A Purple Evening, the team's annual women's event at M&T Bank Stadium...Supported his teammates' charitable initiatives, including the Lardarius Webb Charity Softball Tournament and Bowling Classic, Corey Graham's blood drive to benefit the American Red Cross and Torrey Smith's Celebrity Server Night.



# 56 JOSH BYNES

## 2013

### GAME-BY-GAME DEFENSE

#### RAVENS

Date/Opp.	TT	Solo	Asst.	Sacks	INT	PD	FF	FR
9/5 @ Den.	8	6	2	0-0	0-0	0	0	0
9/15 vs. Cle.	8	3	5	0-0	0-0	0	0	0
9/22 vs. Hou.	2	1	1	0-0	0-0	0	0	0
9/29 @ Buf.	8	4	4	0-0	0-0	0	0	0
10/6 @ Mia.	1	0	1	0-0	0-0	1	0	0
10/13 vs. GB	4	0	4	0-0	0-0	1	0	0
10/20 @ Pit.	INACTIVE - FINGER, THIGH							
11/3 @ Cle.	0	0	0	0-0	0-0	1	0	0
11/10 vs. Cin.	2	1	1	0-0	0-0	0	0	0
11/17 @ Chi.	1	1	0	0-0	0-0	0	0	0
11/24 vs. NYJ	0	0	0	0-0	0-0	0	0	0
11/28 vs. Pit.	6	3	3	0-0	0-0	0	0	0
12/8 vs. Min.	1	0	1	0-0	0-0	0	0	0
12/16 @ Det.	0	0	0	0-0	0-0	0	0	0
12/22 vs. NE	0	0	0	0-0	0-0	0	0	0
12/29 @ Cin.	0	0	0	0-0	0-0	0	0	0
<b>Totals</b>	<b>41</b>	<b>19</b>	<b>22</b>	<b>0-0</b>	<b>0-0</b>	<b>3</b>	<b>0</b>	<b>0</b>

## 2012

### GAME-BY-GAME DEFENSE

#### RAVENS

Date/Opp.	TT	Solo	Asst.	Sacks	INT	PD	FF	FR
9/10 vs. Cin.	ON PRACTICE SQUAD							
9/16 @ Phi.	ON PRACTICE SQUAD							
9/23 vs. NE	ON PRACTICE SQUAD							
9/27 vs. Cle.	ON PRACTICE SQUAD							
10/7 @ KC	ON PRACTICE SQUAD							
10/14 vs. Dal.	ON PRACTICE SQUAD							
10/21 @ Hou.	0	0	0	0-0	0-0	0	0	0
11/4 @ Cle.	SAW ACTION ON SPECIAL TEAMS							
11/11 vs. Oak.	1	1	0	0-0	0-0	0	0	0
11/18 @ Pit.	0	0	0	0-0	0-0	0	0	0
11/25 @ SD	0	0	0	0-0	0-0	0	0	0
12/2 vs. Pit.	2	1	1	0-0	0-0	0	0	0
12/9 @ Was.	5	1	4	0-0	0-0	0	0	0
12/16 vs. Den.	13	11	2	0-0	0-0	1	0	0
12/23 vs. NYG	1	1	0	0-0	0-0	1	0	0
12/30 @ Cin.	9	3	6	0-0	0-0	0	0	0
<b>Totals</b>	<b>31</b>	<b>18</b>	<b>13</b>	<b>0-0</b>	<b>0-0</b>	<b>2</b>	<b>0</b>	<b>0</b>

#### Playoffs

1/6/13 vs. Ind.	SAW ACTION ON SPECIAL TEAMS							
1/12/13 @ Den.	SAW ACTION ON SPECIAL TEAMS							
1/20/13 @ NE	SAW ACTION ON SPECIAL TEAMS							
2/3/13 @ SF	SAW ACTION ON SPECIAL TEAMS							
<b>Totals</b>	<b>0</b>	<b>0</b>	<b>0</b>	<b>0-0</b>	<b>0-0</b>	<b>0</b>	<b>0</b>	<b>0</b>

## REGULAR SEASON

Year	Team	GP	GS	TACKLES			SACKS		INTERCEPTIONS					FUMBLES				
				TT	Solo	Asst.	No.	Yards	No.	Yards	LG	TD	PD	FF	FR	Yards		
2011	Baltimore	1	0	0	0	0	0.0	0.0	0	0	0	0	0	0	0	0	0	0
2012	Baltimore	10	3	31	18	13	0.0	0.0	0	0	0	0	2	0	0	0	0	
2013	Baltimore	15	6	41	19	22	0.0	0.0	0	0	0	0	3	0	0	0	0	
<b>Totals</b>		<b>26</b>	<b>9</b>	<b>72</b>	<b>37</b>	<b>35</b>	<b>0.0</b>	<b>0.0</b>	<b>0</b>	<b>0</b>	<b>0</b>	<b>0</b>	<b>5</b>	<b>0</b>	<b>0</b>	<b>0</b>	<b>0</b>	

SPECIAL TEAMS TACKLES (6): 2012 (2); 2013 (4)

## CAREER SINGLE-GAME HIGHS (REGULAR SEASON)

<b>Total Tackles:</b> 13 (12/16/12 vs. Den.)	<b>Solo Tackles:</b> 11 (12/16/12 vs. Den.)
<b>Sacks:</b> None	<b>INTs:</b> None
<b>Forced Fumbles:</b> None	<b>Fumble Recoveries:</b> None
<b>Passes Defensed:</b> 1 5 times (last: 11/3/13 at Cle.)	

## POSTSEASON

Year	Team	GP	GS	TACKLES			SACKS		INTERCEPTIONS					FUMBLES				
				TT	Solo	Asst.	No.	Yards	No.	Yards	LG	TD	PD	FF	FR	Yards		
2012	Baltimore	4	0	0	0	0	0.0	0.0	0	0	0	0	0	0	0	0	0	0
<b>Totals</b>		<b>4</b>	<b>0</b>	<b>0</b>	<b>0</b>	<b>0</b>	<b>0.0</b>	<b>0.0</b>	<b>0</b>	<b>0</b>	<b>0</b>	<b>0</b>	<b>0</b>	<b>0</b>	<b>0</b>	<b>0</b>	<b>0</b>	<b>0</b>

## DID YOU KNOW?

The Baltimore Ravens have won two Super Bowl titles during their 18-year history, capturing the Lombardi Trophy in 2000 and 2012. Baltimore is just one of four NFL franchises to win multiple World Championships since 2000.

### MOST SUPER BOWL CHAMPIONSHIPS (2000-13)

Titles	Team	Seasons
3	New England Patriots	2001, 2003-04
2	<b>Baltimore Ravens</b>	<b>2000, 2012</b>
2	New York Giants	2007, 2011
2	Pittsburgh Steelers	2005, 2008



BALTIMORE  
RAVENS

99

**CHRIS CANTY**  
DEFENSIVE END | 6-7 | 317

COLLEGE: Virginia HS: Charlotte Latin School (Charlotte, NC)  
BORN: 11/10/82, Charlotte, NC  
EXP. (NFL/RAVENS): 10/2 GP/GS (PLAYOFFS): 128/108 (6/6)

## TRANSACTIONS

Chris Canty signed with the Ravens on 3/13/13...Released by the New York Giants on 2/6/13...Signed with the New York Giants as an unrestricted free agent on 3/1/09...Originally drafted by Dallas in the fourth round (132nd overall) of the 2005 NFL Draft.

## CAREER

- Has 306 tackles (210 solo), 21 sacks (-144 yards), 16 PD, 4 FFs and 1 FR
- Posted a career-high 2 FFs at Buf. (9/29/13)
- Produced a career-high 8 tackles at Bal. (12/23/12)
- Recorded a career-high 4 sacks in 2011



**2013: (with Baltimore – 15/13)** Posted 30 tackles (20 solo), 2 sacks (-22 yards), 4 PD and a career-high 2 FFs in his first season with the Ravens

- Started his 100th-career game and posted 3 solo tackles in **game 7 at Pit. (10/20)**
- Started and contributed 5 tackles (3 solo), 1 sack (-18 yards) and a career-high 2 FFs (one of which was recovered by the Ravens and led to a TD three plays later) for a defense that forced 3 turnovers in **game 4 at Buf. (9/29)**
- Started and posted 2 solo tackles, including 1 sack (-4 yards) and a team-high-tying (OLB Terrell Suggs) 3 QB hits, in **game 1 at Den. (9/5)**

**2012: (with NY Giants – 9/9)** Produced 28 tackles (20 solo) and 3 sacks despite playing in just nine games (started the season on PUP - knee)...Activated off PUP on 10/20

- Started at DT and recorded 8 tackles (5 solo), including 2 TFL, in **game 15 at Bal. (12/23)**
- Started and netted 5 solo tackles, including 1 sack (-5 yards), in **game 14 at Atl. (12/16)**
- Posted 2 solo tackles, including a sack (-12 yards), and added 3 other QB hits in **game 8 at Dal. (10/28)**
- Activated off the PUP (knee) on 10/20

**2011: (with NY Giants – 16/16, 4/4)** Produced 47 tackles, a career-high 4 sacks and 1 PD during the regular season

- Netted 5 tackles and a sack in **game 13 at Dallas (12/11)**
- Recorded a season-high 6 tackles in **game 12 vs. GB (12/4)**
- Produced 3 solo tackles, including a sack (-5 yards) in the **season opener at Was. (9/11)**
- Contributed 5 tackles in four postseason contests, en route to the Giants' Super Bowl XLVI victory

**2010: (with NY Giants – 16/16)** Recorded 39 tackles, 3 PD, 1.5 sacks and 1 FF for the NFL's fifth-ranked defense (yards per game allowed)

- Posted 2 solo tackles and a PD in **game 5 at Hou. (10/10)**
- Contributed 5 tackles (4 solo) and a sack (-9 yards) in **game 4 vs. Chi. (10/3)**
- Netted a season-high 6 tackles and a half-sack in **game 1 vs. Car. (9/12)**

**2009: (with NY Giants – 8/4)** Posted 13 tackles and a half-sack despite missing eight games with hamstring and knee injuries

- Posted a season-high 4 tackles and a half-sack in the **season finale vs. Car. (12/27)**
- Missed Weeks 2-8 due to a hamstring injury
- Netted 2 solo tackles in the **season-opening victory vs. Was. (9/13)**

**2008: (with Dallas – 16/16)** Contributed 37 tackles (25 solo), 3 sacks and a career-high 5 PD while starting all 16 games for the third-consecutive season

- Tied a season high with 5 tackles, recorded 1 sack and netted a PD in **game 14 vs. NYG (12/14)**
- Had 2 solo tackles, including 1 TFL, for a defense that held the 49ers to just 26 rushing yards in **game 11 vs. SF (11/23)**
- Posted 2 solo tackles, 2 pressures and 1 sack (-13 yards) in **game 9 at NYG (11/2)**

**2007: (with Dallas – 16/16, 1/1)** Recorded 43 tackles, (30 solo), 3.5 sacks, 2 PD and his first-career FR for a defense that ranked third in the NFL (yards per game allowed)

- Posted 3 tackles (2 solo), 1 sack (-9 yards) and 3 TFL in **game 11 vs. NYJ (11/22)**
- Netted 2 tackles and his first-career FR in **game 10 vs. Was. (11/18)**
- Posted a season-high 5 tackles and recorded 1 sack (-7 yards) in **game 9 vs. NYG (11/11)**

# 99 CHRIS CANTY

**2006: (with Dallas – 16/16, 1/1)** Contributed 33 tackles, 1 sack and 1 PD in his first season starting all 16 games

- Had 3 solo tackles and a sack in **game 3 at Ten. (10/1)**
- Produced 4 tackles, including 3 solo, in the **season opener at Jax. (9/10)**

**2005: (with Dallas – 16/2)** Recorded 35 tackles (24 solo), 2.5 sacks and 1 FF as a rookie

- Started his first-career NFL game and responded with 3 solo tackles in **game 12 at NYG (12/4)**
- Contributed 4 tackles (2 solo) and 1 sack (-7 yards) in **game 11 vs. Den. (11/24)**
- Produced 1 solo tackle and his first-career FF in **game 9 at Phi. (11/14)**

**COLLEGE:** Totaled 243 tackles (143 solo) while becoming a two-time second-team All-Atlantic Coast Conference selection and led all ACC D-linemen in tackles as a sophomore and junior...Produced 30 tackles, 7 TFL, 1 sack and 1 FF as a senior, prior to tearing the ACL, MCL and PCL in his knee in the fourth game of the season...As a junior, received the Ned McDonald Award as Virginia's Most Outstanding Defensive Player, recording a career-high 104 tackles, 12 TFL and 4 sacks... Became only the second D-lineman in school history to record more than 100 tackles in a season and earned All-ACC Academic honors...Despite missing three games because of an injury, finished his sophomore season with 86 tackles, 4 TFL, 4 PD, 3 FRs and 2 sacks while starting 8 of 11 games... Played 12 games (one start), recording 23 tackles and 2 PD as a reserve DE in 2001 as a redshirt freshman...Received his bachelor's degree in African-American studies in May 2004 and completed graduate course work in secondary education during his final football season at Virginia.

**HIGH SCHOOL, PERSONAL:** Prepped at Charlotte (NC) Latin School, finishing his career with 161 tackles, 12 sacks and 2 FRs...Earned All-State honors as a senior TE and DE after recording 20 catches for 400 yards and 89 tackles with 7 sacks...Was also a two-year letterman and All-Conference honoree on the basketball team...Canty's mother, Shirley, is an ordained Methodist minister.

**COMMUNITY:** Founded the Chris Canty Foundation, whose mission is dedicated to enhancing the total development of youth in our communities...Goal of the foundation is to utilize the platform of sports to affect positive change in the lives of children through mentoring, educational programs, health and fitness activities, promoting health and well-being...Hosts the annual Chris Canty Camp of Champions summer football camp for youth in Charlotte...Hosted his inaugural Leadership Conference in Baltimore for high school students at Dunbar High School (Dec. 2013)...Students involved in the conference were able to speak with industry experts about health and fitness and building healthy relationships...Involved with promoting PLAY 60, the NFL movement for an active generation by participating in an assembly at Federal Hill Preparatory School, winner of the NFL Super School title in the Baltimore area...Alongside the Lady Ravens Association, Canty helped distribute coats and warm weather gear to homeless men at the annual Helping Up Mission Coat Distribution (Nov. 2013)... Joined teammates and Ravens cheerleaders at the ribbon cutting ceremony of Ravens Field at Patterson Park, funded by the Ravens Foundation...Additionally, supports Ravens team events, including A Purple Evening, the Ravens' annual women's event at M&T Bank Stadium...Held his Champions Golf Classic at the Alpine Country Club in Demarest, NJ on May 5, 2014, with all proceeds from the event will go toward programs and initiatives expose that students in grades K-12 to educational programs, health/fitness activities, and community service projects.

## 2013

### GAME-BY-GAME DEFENSE

#### RAVENS

Date/Opp.	TT	Solo	Asst.	Sacks	INT	PD	FF	FR
9/5 @ Den.	2	2	0	1-4	0-0	0	0	0
9/15 vs. Cle.	0	0	0	0-0	0-0	0	0	0
9/22 vs. Hou.	INACTIVE - THIGH							
9/29 @ Buf.	5	3	2	1-18	0-0	0	2	0
10/6 @ Mia.	1	1	0	0-0	0-0	0	0	0
10/13 vs. GB	1	1	0	0-0	0-0	0	0	0
10/20 @ Pit.	3	3	0	0-0	0-0	0	0	0
11/3 @ Cle.	3	2	1	0-0	0-0	0	0	0
11/10 vs. Cin.	2	1	1	0-0	0-0	0	0	0
11/17 @ Chi.	4	4	0	0-0	0-0	0	0	0
11/24 vs. NYJ	0	0	0	0-0	0-0	1	0	0
11/28 vs. Pit.	0	0	0	0-0	0-0	1	0	0
12/8 vs. Min.	2	0	2	0-0	0-0	2	0	0
12/16 @ Det.	2	1	1	0-0	0-0	0	0	0
12/22 vs. NE	2	0	2	0-0	0-0	0	0	0
12/29 @ Cin.	3	2	1	0-0	0-0	0	0	0
<b>Totals</b>	<b>30</b>	<b>20</b>	<b>10</b>	<b>2-22</b>	<b>0-0</b>	<b>4</b>	<b>2</b>	<b>0</b>





# 99 CHRIS CANTY

## 2012

### GAME-BY-GAME DEFENSE

#### GIANTS

Date/Opp.	TT	Solo	Asst.	Sacks	INT	PD	FF	FR
9/5 vs. Dal.				PUP - KNEE				
9/16 vs. TB				PUP - KNEE				
9/20 @ Car.				PUP - KNEE				
9/30 @ Phi.				PUP - KNEE				
10/7 vs. Cle.				PUP - KNEE				
10/14 @ SF				PUP - KNEE				
10/21 vs. Was.	4	4	0	0-0	0-0	0	0	0
10/28 vs. Dal.	2	2	0	1-12	0-0	0	0	0
11/4 vs. Pit.	1	0	1	0-0	0-0	0	0	0
11/11 @ Cin.	1	0	1	0-0	0-0	0	0	0
11/25 vs. GB	3	3	0	1-2	0-0	0	0	0
12/3 @ Was.	3	0	3	0-0	0-0	0	0	0
12/9 vs. NO	1	1	0	0-0	0-0	0	0	0
12/16 @ Atl.	5	5	0	1-5	0-0	0	0	0
12/23 @ Bal.	8	5	3	0-0	0-0	0	0	0
12/30 vs. Phi.				INACTIVE				
<b>Totals</b>	<b>28</b>	<b>20</b>	<b>8</b>	<b>3-19</b>	<b>0-0</b>	<b>0</b>	<b>0</b>	<b>0</b>

## 2011

### GAME-BY-GAME DEFENSE

#### GIANTS

Date/Opp.	TT	Solo	Asst.	Sacks	INT	PD	FF	FR
9/11 @ Was.	3	3	0	1-5	0-0	0	0	0
9/19 vs. STL	2	1	1	0-0	0-0	1	0	0
9/25 @ Phi.	2	2	0	0-0	0-0	0	0	0
10/2 @ Ari.	2	2	0	0-0	0-0	0	0	0
10/9 vs. Sea.	3	2	1	0-0	0-0	0	0	0
10/16 vs. Buf.	2	1	1	0-0	0-0	0	0	0
10/30 vs. Mia.	4	2	2	0-0	0-0	0	0	0
11/6 @ NE	3	2	1	0-0	0-0	0	0	0
11/13 @ SF	1	1	0	0-0	0-0	0	0	0
11/20 vs. Phi.	4	3	1	0-0	0-0	0	0	0
11/28 @ NO	1	0	1	0-0	0-0	0	0	0
12/4 vs. GB	6	3	3	0-0	0-0	0	0	0
12/11 @ Dal.	5	3	2	1-4	0-0	0	0	0
12/18 vs. Was.	2	1	1	0-0	0-0	0	0	0
12/24 @ NYJ	3	3	0	1-8	0-0	0	0	0
1/1/12 vs. Dal.	4	2	2	1-3	0-0	0	0	0
<b>Totals</b>	<b>47</b>	<b>31</b>	<b>16</b>	<b>4-20</b>	<b>0-0</b>	<b>1</b>	<b>0</b>	<b>0</b>
<b>Playoffs</b>								
1/8/12 vs. Atl.	3	0	3	0-0	0-0	1	0	0
1/15/12 @ GB	0	0	0	0-0	0-0	0	0	0
1/22/12 @ SF	1	1	0	0-0	0-0	1	0	0
2/5/12 @ NE	1	1	0	0-0	0-0	0	0	0
<b>Totals</b>	<b>5</b>	<b>2</b>	<b>3</b>	<b>0-0</b>	<b>0-0</b>	<b>2</b>	<b>0</b>	<b>0</b>

## 2010

### GAME-BY-GAME DEFENSE

#### GIANTS

Date/Opp.	TT	Solo	Asst.	Sacks	INT	PD	FF	FR
9/12 vs. Car.	6	1	5	0.5-5	0-0	0	0	0
9/19 @ Ind.	1	1	0	0-0	0-0	0	0	0
9/26 vs. Ten.	4	4	0	0-0	0-0	0	0	0
10/3 vs. Chi.	5	4	1	1-9	0-0	0	0	0
10/10 @ Hou.	2	2	0	0-0	0-0	1	0	0
10/17 vs. Det.	2	2	0	0-0	0-0	0	1	0
10/25 @ Dal.	3	3	0	0-0	0-0	0	0	0
11/7 @ Sea.	1	1	0	0-0	0-0	0	0	0
11/14 vs. Dal.	5	3	2	0-0	0-0	0	0	0
11/21 @ Phi.	3	2	1	0-0	0-0	0	0	0
11/28 vs. Jax.	1	1	0	0-0	0-0	1	0	0
12/5 vs. Was.	2	2	0	0-0	0-0	0	0	0
12/13 @ Min.	3	1	2	0-0	0-0	0	0	0
12/19 vs. Phi.	1	1	0	0-0	0-0	1	0	0
12/26 @ GB	0	0	0	0-0	0-0	0	0	0
1/2/11 @ Was.	0	0	0	0-0	0-0	0	0	0
<b>Totals</b>	<b>39</b>	<b>28</b>	<b>11</b>	<b>1.5-14</b>	<b>0-0</b>	<b>3</b>	<b>1</b>	<b>0</b>

## 2009

### GAME-BY-GAME DEFENSE

#### GIANTS

Date/Opp.	TT	Solo	Asst.	Sacks	INT	PD	FF	FR
9/13 vs. Was.	2	2	0	0-0	0-0	0	0	0
9/20 @ Dal.				INACTIVE				
9/27 @ TB				INACTIVE				
10/4 @ KC				INACTIVE				
10/11 vs. Oak.				INACTIVE				
10/18 @ NO				INACTIVE				
10/25 vs. Ari.				INACTIVE				
11/1 @ Phi.				INACTIVE				
11/8 vs. SD	0	0	0	0-0	0-0	0	0	0
11/22 vs. Atl.	1	1	0	0-0	0-0	0	0	0
11/26 @ Den.	2	2	0	0-0	0-0	0	0	0
12/6 vs. Dal.	0	0	0	0-0	0-0	0	0	0
12/13 vs. Phi.	4	3	1	0-0	0-0	0	0	0
12/21 @ Was.	0	0	0	0-0	0-0	0	0	0
12/27 vs. Car.	4	0	4	0.5-0.5	0-0	0	0	0
1/3/10 @ Min.				INACTIVE				
<b>Totals</b>	<b>13</b>	<b>8</b>	<b>5</b>	<b>0.5-0.5</b>	<b>0-0</b>	<b>0</b>	<b>0</b>	<b>0</b>

## 2008

### GAME-BY-GAME DEFENSE

#### COWBOYS

Date/Opp.	TT	Solo	Asst.	Sacks	INT	PD	FF	FR
9/7 @ Cle.	2	2	0	0-0	0-0	0	0	0
9/15 vs. Phi.	2	1	1	0-0	0-0	0	0	0
9/21 @ GB	3	2	1	0-0	0-0	1	0	0
9/28 vs. Was.	5	2	3	1-7	0-0	0	0	0
10/5 vs. Cin.	2	1	1	0-0	0-0	0	0	0
10/12 @ Ari.	4	2	2	0-0	0-0	0	0	0
10/19 @ STL	1	0	0-0	0-0	0	0	0	0
10/26 vs. TB	1	1	0	0-0	0-0	0	0	0
11/2 @ NYG	2	2	0	1-13	0-0	0	0	0
11/16 @ Was.	1	1	0	0-0	0-0	2	0	0
11/23 vs. SF	2	2	0	0-0	0-0	0	0	0
11/27 vs. Sea.	2	2	0	0-0	0-0	0	0	0
12/7 @ Pit.	0	0	0	0-0	0-0	1	0	0
12/14 vs. NYG	5	2	3	1-3.5	0-0	1	0	0
12/20 vs. Bal.	2	2	0	0-0	0-0	0	0	0
12/28 @ Phi.	3	2	1	0-0	0-0	0	0	0
<b>Totals</b>	<b>37</b>	<b>25</b>	<b>12</b>	<b>3-23.5</b>	<b>0-0</b>	<b>5</b>	<b>0</b>	<b>0</b>

## 2007

### GAME-BY-GAME DEFENSE

#### COWBOYS

Date/Opp.	TT	Solo	Asst.	Sacks	INT	PD	FF	FR
9/9 vs. NYG	2	1	1	0-0	0-0	0	0	0
9/16 @ Mia.	2	1	1	1-5	0-0	0	0	0
9/23 @ Chi.	3	3	0	0-0	0-0	0	0	0
9/30 vs. STL	2	0	2	0-0	0-0	0	0	0
10/8 @ Buf.	1	1	0	0-0	0-0	0	0	0
10/14 vs. NE	4	3	1	0-0	0-0	0	0	0
10/21 vs. Min.	3	3	0	0-0	0-0	0	0	0
11/4 @ Phi.	2	2	0	0-0	0-0	1	0	0
11/11 @ NYG	5	4	1	1-7	0-0	0	0	0
11/18 vs. Was.	2	1	1	0-0	0-0	1	0	1
11/22 vs. NYJ	3	2	1	1-9	0-0	0	0	0
11/29 vs. GB	2	2	0	0-0	0-0	0	0	0
12/9 @ Det.	4	2	2	0-0	0-0	0	0	0
12/16 vs. Phi.	0	0	0	0-0	0-0	0	0	0
12/22 @ Car.	3	2	1	0.5-4	0-0	0	0	0
12/30 @ Was.	5	3	2	0-0	0-0	0	0	0
<b>Totals</b>	<b>43</b>	<b>30</b>	<b>13</b>	<b>3.5-25</b>	<b>0-0</b>	<b>2</b>	<b>0</b>	<b>1</b>
<b>Playoffs</b>								
1/13/08 vs. NYG	3	2	1	1-10	0-0	1	0	0
<b>Totals</b>	<b>3</b>	<b>2</b>	<b>1</b>	<b>1-10</b>	<b>0-0</b>	<b>1</b>	<b>0</b>	<b>0</b>



# 99 CHRIS CANTY

## 2006

### GAME-BY-GAME DEFENSE COWBOYS

Date/Opp.	TT	Solo	Asst.	Sacks	INT	PD	FF	FR
9/10 @ Jax.	4	3	1	0-0	0-0	0	0	0
9/17 vs. Was.	1	1	0	0-0	0-0	0	0	0
10/1 @ Ten.	3	3	0	1-2	0-0	0	0	0
10/8 @ Phi.	0	0	0	0-0	0-0	0	0	0
10/15 vs. Hou.	2	1	1	0-0	0-0	0	0	0
10/23 vs. NYG	3	2	1	0-0	0-0	0	0	0
10/29 @ Car.	2	0	2	0-0	0-0	0	0	0
11/5 @ Was.	2	2	0	0-0	0-0	0	0	0
11/12 @ Ari.	1	1	0	0-0	0-0	1	0	0
11/19 vs. Ind.	1	1	0	0-0	0-0	0	0	0
11/23 vs. TB	2	0	2	0-0	0-0	0	0	0
12/3 @ NYG	2	2	0	0-0	0-0	0	0	0
12/10 vs. NO	2	2	0	0-0	0-0	0	0	0
12/16 @ Atl.	1	1	0	0-0	0-0	0	0	0
12/25 vs. Phi.	4	2	2	0-0	0-0	0	0	0
12/31 vs. Det.	3	3	0	0-0	0-0	0	0	0
<b>Totals</b>	<b>33</b>	<b>24</b>	<b>9</b>	<b>1-2</b>	<b>0-0</b>	<b>1</b>	<b>0</b>	<b>0</b>
<b>Playoffs</b>								
1/6/07 @ Sea.	7	7	0	0-0	0-0	0	0	0
<b>Totals</b>	<b>7</b>	<b>7</b>	<b>0</b>	<b>0-0</b>	<b>0-0</b>	<b>0</b>	<b>0</b>	<b>0</b>

## 2005

### GAME-BY-GAME DEFENSE COWBOYS

Date/Opp.	TT	Solo	Asst.	Sacks	INT	PD	FF	FR
9/11 @ SD	2	1	1	0-0	0-0	0	0	0
9/19 vs. Was.	2	1	1	1-8	0-0	0	0	0
9/25 @ SF	2	2	0	0-0	0-0	0	0	0
10/2 @ Oak.	7	5	2	0.5-2.5	0-0	0	0	0
10/9 vs. Phi.	0	0	0	0-0	0-0	0	0	0
10/16 vs. NYG	2	1	1	0-0	0-0	0	0	0
10/23 @ Sea.	2	1	1	0-0	0-0	0	0	0
10/30 vs. Ari.	1	1	0	0-0	0-0	0	0	0
11/14 @ Phi.	1	1	0	0-0	0-0	0	1	0
11/20 vs. Det.	2	1	1	0-0	0-0	0	0	0
11/24 vs. Den.	4	2	2	1-7	0-0	0	0	0
12/4 @ NYG	3	3	0	0-0	0-0	0	0	0
12/11 vs. KC	2	1	1	0-0	0-0	0	0	0
12/18 @ Was.	2	2	0	0-0	0-0	0	0	0
12/24 @ Car.	1	0	1	0-0	0-0	0	0	0
1/1/06 vs. STL	3	2	1	0-0	0-0	0	0	0
<b>Totals</b>	<b>36</b>	<b>24</b>	<b>12</b>	<b>2.5-17.5</b>	<b>0-0</b>	<b>0</b>	<b>1</b>	<b>0</b>

## REGULAR SEASON

Year	Team	GP	GS	TACKLES			SACKS		INTERCEPTIONS					FUMBLES		
				TT	Solo	Asst.	No.	Yards	No.	Yards	LG	TD	PD	FF	FR	Yards
2005	Dallas	16	2	36	24	12	2.5	17.5	0	0	0	0	0	1	0	0
2006	Dallas	16	16	33	24	9	1.0	2.0	0	0	0	0	1	0	0	0
2007	Dallas	16	16	43	30	13	3.5	25.0	0	0	0	0	2	0	1	0
2008	Dallas	16	16	37	25	12	3.0	23.5	0	0	0	0	5	0	0	0
2009	NY Giants	8	4	13	8	5	0.5	1.0	0	0	0	0	0	0	0	0
2010	NY Giants	16	16	39	28	11	1.5	14.0	0	0	0	0	3	1	0	0
2011	NY Giants	16	16	47	31	16	4.0	20.0	0	0	0	0	1	0	0	0
2012	NY Giants	9	9	28	20	8	3.0	19.0	0	0	0	0	0	0	0	0
2013	Baltimore	15	13	30	20	10	2.0	22.0	0	0	0	0	4	2	0	0
<b>Totals</b>		<b>128</b>	<b>108</b>	<b>306</b>	<b>210</b>	<b>96</b>	<b>21.0</b>	<b>144.0</b>	<b>0</b>	<b>0</b>	<b>0</b>	<b>0</b>	<b>16</b>	<b>4</b>	<b>1</b>	<b>0</b>

## CAREER SINGLE-GAME HIGHS (REGULAR SEASON)

<b>Total Tackles:</b> 8 (12/23/12 at Bal.)	<b>Solo Tackles:</b> 5 3 times (last: 12/23/12 at Bal.)
<b>Sacks:</b> 1 13 times (last: 9/29/13 at Buf.)	<b>INTs:</b> None
<b>Forced Fumbles:</b> 2 (9/29/13 at Buf.)	<b>Fumble Recoveries:</b> 1 (11/18/07 vs. Was.)
<b>Passes Defensed:</b> 2 2 times (last: 12/8/13 vs. Min.)	

## POSTSEASON

Year	Team	GP	GS	TACKLES			SACKS		INTERCEPTIONS					FUMBLES		
				TT	Solo	Asst.	No.	Yards	No.	Yards	LG	TD	PD	FF	FR	Yards
2006	Dallas	1	1	7	7	0	0.0	0.0	0	0	0	0	0	0	0	0
2007	Dallas	1	1	3	2	1	1.0	10.0	0	0	0	0	1	0	0	0
2011	NY Giants	4	4	5	2	3	0.0	0.0	0	0	0	0	2	0	0	0
<b>Totals</b>		<b>6</b>	<b>6</b>	<b>15</b>	<b>11</b>	<b>4</b>	<b>1.0</b>	<b>10.0</b>	<b>0</b>	<b>0</b>	<b>0</b>	<b>0</b>	<b>3</b>	<b>0</b>	<b>0</b>	<b>0</b>

## AFC NORTH CROWNS

The Ravens have produced four AFC North titles since 2002 division realignment, including back-to-back division crowns in 2011-12 under head coach John Harbaugh.

### MOST AFC NORTH TITLES / 2002-13 (Since 2002 Division Realignment)

Rk.	Team	AFC North Titles
1.	Pittsburgh Steelers.....	5
2.	<b>Baltimore Ravens.....</b>	<b>4</b>
3.	Cincinnati Bengals.....	3
4.	Cleveland Browns.....	0



BALTIMORE  
RAVENS

62

TERRENCE CODY  
NOSE TACKLE | 6-4 | 340

COLLEGE: Alabama HS: Riverdale (Fort Myers, FL)

BORN: 6/28/88, Fort Myers, FL

EXP. (NFL/RAVENS): 5/5 GP/GS (PLAYOFFS): 56/21 (8/2)

## TRANSACTIONS

Terrence Cody re-signed with the Ravens (one-year contract) on 4/4/14...Was originally selected by Baltimore in the second round (57th overall) of the 2010 NFL Draft.

## CAREER

- Has 87 tackles (45 solo) and 2 PD
- Recorded a career-high 6 tackles (4 solo) at Jax. (10/24/11)
- Started his first-career game at Car. (11/21/10)
- Recorded his first-career tackle vs. Buf. (10/24/10)



**2013: (12/1)** Posted 15 tackles, including 7 solo, despite missing four games with a knee injury

- Tied a season high with 3 tackles in **game 15 vs. NE (12/22)**
- Recorded 3 tackles for a defense that allowed just 3 points and held the Jets to 8% (1-of-12) on third down in the 19-3 win in **game 11 vs. NYJ (11/24)**

**2012: (15/3, 4/0)** Recorded 25 tackles (12 solo) and 1 PD

- Started and recorded 3 tackles in **game 14 vs. Den. (12/16)**
- Posted 2 tackles for a defense that held the Chargers to 20% on third down (3-of-15) in the 16-13 overtime victory in **game 11 at SD (11/25)**
- Posted 3 tackles, including 2 solo, in the 55-20 victory in **game 9 vs. Oak. (11/11)**
- Netted 2 tackles for a defense that forced 4 turnovers in the victory over the Chiefs in **game 5 at KC (10/7)**
- Recorded 2 tackles for a defense that held the Browns to 20% on third down (3-of-15) in the 23-16 victory in **game 4 vs. Cle. (9/27)**
- Posted 3 tackles for a defense that forced 10 turnovers in four playoff games en route to Super Bowl XLVII victory

**2011: (16/16, 2/2)** Started all 16 games for the first time in his career and produced career highs with 34 tackles (21 solo) and 1 PD for the NFL's third-ranked defense (288.9 ypg)... Baltimore was also second against the run (92.6 ypg) and produced the league's top red zone defense

- Posted 2 tackles, including 1 TFL, for a defense that allowed just 167 total yards and held the Colts to 14% (2-of-14) on third down in the 24-10 victory in **game 13 vs. Ind. (12/11)**
- Netted 3 tackles and his first-career PD for a defense that held the Steelers to 70 rushing yards in the 23-20 win in **game 8 at Pit. (11/6)**
- Recorded a career-high 6 tackles (4 solo) for a defense

that held the Jaguars to 205 total yards and 13% (2-of-16) on third down in **game 6 at Jax. (10/24)**

- Posted 3 tackles for a defense that forced 4 turnovers and tied an NFL record with 3 defensive TDs in the 34-17 victory in **game 4 vs. NYJ (10/2)**
- Totaled 8 tackles for a team that forced 7 turnovers in two playoff games
- 2010: (13/1, 2/0)** Produced 13 tackles, including 5 solo, as a rookie
- Recorded 4 tackles, including 2 solo, in the 13-7 victory in **game 16 vs. Cin. (1/2/11)**
- Started his first-career NFL game in the 37-13 win in **game 10 at Car. (11/21)**
- Posted a season-high 5 tackles in **game 9 at Atl. (11/11)**
- Saw action in his first-career NFL game, playing both from scrimmage and on special teams, in the 17-14 victory in **game 4 at Pit. (10/3)**
- Posted 2 tackles and a FF (in the Wild Card win at KC, recovered by the Ravens) in two playoff contests

**COLLEGE:** Started all 26 games he played at nose guard in two seasons for Alabama, totaling 52 tackles, a half sack (-5 yards), 10.5 TFL (-25 yards), 5 QB pressures, 2 FRs, 1 FF and 2 blocked FGs...A consensus All-American and unanimous first-team All-SEC choice, Cody was also named a finalist for both the Chuck Bednarik Award and Bronko Nagurski Trophy, which are given to the nation's premier defensive players as a senior in 2009...Led a defense that ranked second in the country and first in the SEC (244.1 ypg)...The Crimson Tide also topped the conference in rush defense (78.1 ypg), scoring defense (11.7 ppg) and pass efficiency defense (87.7 rating)...Registered 28 tackles (12 solo), with 6 TFL (-11 yards) and 3 QB pressures en route to Alabama winning the SEC title and the 2010 BCS National Championship...Also deflected a pass and blocked a pair of FGs during the Tide's undefeated season...On 5 passing



# 62 TERRENCE CODY

attempts targeted into his area, the opposition completed just 1 pass for a 3-yard loss...Tallied 27 of his hits against the ground game, holding opposing ball carriers to 34 yards (1.26 ypc)...Allowed just 2 first-down carries while producing 2 third-down stops, 7 TFL and 3 tackles for no gain...In his first season at Alabama (2008), Cody earned consensus All-American and unanimous first-team All-SEC honors...Was also named a Chuck Bednarik Award semifinalist, playing a crucial role for a unit that finished second in the nation in rush defense (74.1 ypg), tied for third in total defense (263.5 ypg) and was seventh in scoring defense (14.3 ppg)...Starting all 12 games, he helped guide a front that did not allow an opponent to gain over 100 yards in nine contests...Recorded 24 tackles (7 solo), posting a half sack (-5 yards), 4.5 TFL (-14 yards) and 2 QB pressures... Also forced a fumble and recovered 2 others...Of his 23 tackles against the run, he limited opposing ball carriers to 17 yards (0.74 ypc), producing 5 TFL...Also compiled 3 third-down stops and 1 tackle on fourth down...On 4 passes targeted into his area, opponents completed 2 for a 1-yard loss...Selected as the SEC's Player of the Week vs. Clemson after posting 4 tackles (2 solo), including 1 TFL (8/30)...Played two seasons at Mississippi Gulf Coast Community College (2006-07), finishing his career with 97 tackles, 5 sacks and 1 INT...Also saw some time on offense as a blocking fullback and scored 2 rushing TDs...As a sophomore, he earned NJCAA All-American first-team honors by posting 51 tackles and 4 sacks...Anchored a Bulldog defense that led the state in rushing defense and total defense that season, with the team finishing 12-0 and winning the NJCAA co-National Championship...Received a three-star prospect rating by *Rivals.com* and was listed as the 47th-best overall junior college player in the country by

the recruiting service.....Was a consumer science major at Alabama.

**HIGH SCHOOL, PERSONAL:** Prepped at Riverdale (Fort Myers, FL) HS, playing football as a freshman and senior...As a freshman, he started at DT and saw time as a TE, but then took off two seasons from the game...As a senior in 2005, he recorded 74 tackles (45 solo), 2 FFs, 1 FR and a blocked FG to earn All-District honors...On offense, he scored 2 TDs on 9 carries and had a 6-yard TD reception...Also lettered in basketball, averaging 9.7 points per game his senior year...Cody's mother worked two jobs as a traveling nurse and a bus driver to care for him and his siblings while growing up... At the end of his junior year of high school, he moved in with the family of a high school teammate, Jason Milliken.

**COMMUNITY:** Launched the Sacks 4 Kids Program in 2012, focusing on feeding disadvantaged youth in Baltimore City...In Dec. 2012, Cody raised funds to supply hundreds of students at Wolfe Street Academy with healthy snacks and groceries they could use on weekends when they are not fed at school...Supports Ravens' team activities, including A Purple Evening, the Ravens' annual women's event at M&T Bank Stadium, the Holiday Helpers event at Target, a unique shopping experience for Baltimore youth in need, and the Thanksgiving Food Distribution at the Helping Up Mission Men's Homeless Shelter...Supports teammates' charitable initiatives, including the Lardarius Webb Celebrity Softball Game and the Ngata Family Foundation Luau...Additionally, in April 2012, Cody hosted a paintball tournament in his hometown of Tuscaloosa, Ala. to benefit breast cancer research.

## 2013

### GAME-BY-GAME DEFENSE

#### RAVENS

Date/Opp.	TT	Solo	Asst.	Sacks	INT	PD	FF	FR
9/5 @ Den.	0	0	0	0-0	0-0	0	0	0
9/15 vs. Cle.	0	0	0	0-0	0-0	0	0	0
9/22 vs. Hou.	2	0	2	0-0	0-0	0	0	0
9/29 @ Buf.				INACTIVE - KNEE				
10/6 @ Mia.				INACTIVE - KNEE				
10/13 vs. GB				INACTIVE - KNEE				
10/20 @ Pit.				INACTIVE - KNEE				
11/3 @ Cle.	2	2	0	0-0	0-0	0	0	0
11/10 vs. Cin.	1	1	0	0-0	0-0	0	0	0
11/17 @ Chi.	1	1	0	0-0	0-0	0	0	0
11/24 vs. NYJ	3	1	2	0-0	0-0	0	0	0
11/28 vs. Pit.	0	0	0	0-0	0-0	0	0	0
12/8 vs. Min.	1	1	0	0-0	0-0	0	0	0
12/16 @ Det.	0	0	0	0-0	0-0	0	0	0
12/22 vs. NE	3	1	2	0-0	0-0	0	0	0
12/29 @ Cin.	2	0	2	0-0	0-0	0	0	0
<b>Totals</b>	<b>15</b>	<b>7</b>	<b>8</b>	<b>0-0</b>	<b>0-0</b>	<b>0</b>	<b>0</b>	<b>0</b>

## 2012

### GAME-BY-GAME DEFENSE

#### RAVENS

Date/Opp.	TT	Solo	Asst.	Sacks	INT	PD	FF	FR
9/10 vs. Cin.	1	1	0	0-0	0-0	0	0	0
9/16 @ Phi.	0	0	0	0-0	0-0	0	0	0
9/23 vs. NE	2	1	1	0-0	0-0	0	0	0
9/27 vs. Cle.	2	1	1	0-0	0-0	0	0	0
10/7 @ KC	2	1	1	0-0	0-0	0	0	0
10/14 vs. Dal.	3	1	2	0-0	0-0	0	0	0
10/21 @ Hou.	2	1	1	0-0	0-0	0	0	0
11/4 @ Cle.	1	1	0	0-0	0-0	0	0	0
11/11 vs. Oak.	3	2	1	0-0	0-0	0	0	0
11/18 @ Pit.				INACTIVE - ARM				
11/25 @ SD	2	1	1	0-0	0-0	0	0	0
12/2 vs. Pit.	2	1	1	0-0	0-0	1	0	0
12/9 @ Was.	1	0	1	0-0	0-0	0	0	0
12/16 vs. Den.	3	1	2	0-0	0-0	0	0	0
12/23 vs. NYG	1	0	1	0-0	0-0	0	0	0
12/30 @ Cin.	0	0	0	0-0	0-0	0	0	0
<b>Totals</b>	<b>25</b>	<b>12</b>	<b>13</b>	<b>0-0</b>	<b>0-0</b>	<b>1</b>	<b>0</b>	<b>0</b>
<b>Playoffs</b>								
1/6/13 vs. Ind.	1	1	0	0-0	0-0	0	0	0
1/12/13 @ Den.	1	1	0	0-0	0-0	0	0	0
1/20/13 @ NE	0	0	0	0-0	0-0	0	0	0
2/3/13 @ SF	1	0	1	0-0	0-0	0	0	0
<b>Totals</b>	<b>3</b>	<b>2</b>	<b>1</b>	<b>0-0</b>	<b>0-0</b>	<b>0</b>	<b>0</b>	<b>0</b>

# 62 TERENCE CODY

## 2011

### GAME-BY-GAME DEFENSE

#### RAVENS

Date/Opp.	TT	Solo	Asst.	Sacks	INT	PD	FF	FR
9/11 vs. Pit.	0	0	0	0-0	0-0	0	0	0
9/18 @ Ten.	2	2	0	0-0	0-0	0	0	0
9/25 @ STL	0	0	0	0-0	0-0	0	0	0
10/2 vs. NYJ	3	2	1	0-0	0-0	0	0	0
10/16 vs. Hou.	3	3	0	0-0	0-0	0	0	0
10/24 @ Jax.	6	4	2	0-0	0-0	0	0	0
10/30 vs. Ari.	0	0	0	0-0	0-0	0	0	0
11/6 @ Pit.	3	2	1	0-0	0-0	1	0	0
11/13 @ Sea.	2	0	2	0-0	0-0	0	0	0
11/20 vs. Cin.	3	1	2	0-0	0-0	0	0	0
11/24 vs. SF	0	0	0	0-0	0-0	0	0	0
12/4 @ Cle.	0	0	0	0-0	0-0	0	0	0
12/11 vs. Ind.	2	2	0	0-0	0-0	0	0	0
12/18 @ SD	3	1	2	0-0	0-0	0	0	0
12/24 vs. Cle.	4	2	2	0-0	0-0	0	0	0
1/1/12 @ Cin.	3	2	1	0-0	0-0	0	0	0
<b>Totals</b>	<b>34</b>	<b>21</b>	<b>13</b>	<b>0-0</b>	<b>0-0</b>	<b>1</b>	<b>0</b>	<b>0</b>
<b>Playoffs</b>								
1/15/12 vs. Hou.	3	2	1	0-0	0-0	0	0	0
1/22/12 @ NE	5	1	4	0-0	0-0	0	0	0
<b>Totals</b>	<b>8</b>	<b>3</b>	<b>5</b>	<b>0-0</b>	<b>0-0</b>	<b>0</b>	<b>0</b>	<b>0</b>

## 2010

### GAME-BY-GAME DEFENSE

#### RAVENS

Date/Opp.	TT	Solo	Asst.	Sacks	INT	PD	FF	FR
9/13 @ NYJ				INACTIVE - KNEE				
9/19 @ Cin.				INACTIVE - KNEE				
9/26 vs. Cle.				INACTIVE - KNEE				
10/3 @ Pit.	0	0	0	0-0	0-0	0	0	0
10/10 vs. Den.	0	0	0	0-0	0-0	0	0	0
10/17 @ NE	0	0	0	0-0	0-0	0	0	0
10/24 vs. Buf.	1	0	1	0-0	0-0	0	0	0
11/7 vs. Mia.	2	0	2	0-0	0-0	0	0	0
11/11 @ Atl.	5	3	2	0-0	0-0	0	0	0
11/21 @ Car.	0	0	0	0-0	0-0	0	0	0
11/28 vs. TB	0	0	0	0-0	0-0	0	0	0
12/5 vs. Pit.	0	0	0	0-0	0-0	0	0	0
12/13 @ Hou.	1	0	1	0-0	0-0	0	0	0
12/19 vs. NO	0	0	0	0-0	0-0	0	0	0
12/26 @ Cle.	0	0	0	0-0	0-0	0	0	0
1/2/11 vs. Cin.	4	2	2	0-0	0-0	0	0	0
<b>Totals</b>	<b>13</b>	<b>5</b>	<b>8</b>	<b>0-0</b>	<b>0-0</b>	<b>0</b>	<b>0</b>	<b>0</b>
<b>Playoffs</b>								
1/9/11 @ KC	2	1	1	0-0	0-0	0	1	0
1/15/11 @ Pit.	0	0	0	0-0	0-0	0	0	0
<b>Totals</b>	<b>2</b>	<b>1</b>	<b>1</b>	<b>0-0</b>	<b>0-0</b>	<b>0</b>	<b>1</b>	<b>0</b>

## REGULAR SEASON

Year	Team	GP	GS	TACKLES			SACKS		INTERCEPTIONS				FUMBLES				
				TT	Solo	Asst.	No.	Yards	No.	Yards	LG	TD	PD	FF	FR	Yards	
2010	Baltimore	13	1	13	5	8	0.0	0.0	0	0	0	0	0	0	0	0	0
2011	Baltimore	16	16	34	21	13	0.0	0.0	0	0	0	0	1	0	0	0	0
2012	Baltimore	15	3	25	12	13	0.0	0.0	0	0	0	0	1	0	0	0	0
2013	Baltimore	12	1	15	7	8	0.0	0.0	0	0	0	0	0	0	0	0	0
<b>Totals</b>		<b>56</b>	<b>21</b>	<b>87</b>	<b>45</b>	<b>42</b>	<b>0.0</b>	<b>0.0</b>	<b>0</b>	<b>0</b>	<b>0</b>	<b>0</b>	<b>2</b>	<b>0</b>	<b>0</b>	<b>0</b>	<b>0</b>

## CAREER SINGLE-GAME HIGHS (REGULAR SEASON)

### Total Tackles:

6 (10/24/11 at Jax.)

### Sacks:

None

### Forced Fumbles:

None

### Passes Defensed:

1 2 times (last: 12/2/12 vs. Pit.)

### Solo Tackles:

4 (10/24/11 at Jax.)

### INTs:

None

### Fumble Recoveries:

None

## POSTSEASON

Year	Team	GP	GS	TACKLES			SACKS		INTERCEPTIONS				FUMBLES				
				TT	Solo	Asst.	No.	Yards	No.	Yards	LG	TD	PD	FF	FR	Yards	
2010	Baltimore	2	0	2	1	1	0.0	0.0	0	0	0	0	0	0	1	0	0
2011	Baltimore	2	2	8	3	5	0.0	0.0	0	0	0	0	0	0	0	0	0
2012	Baltimore	4	0	3	2	1	0.0	0.0	0	0	0	0	0	0	0	0	0
<b>Totals</b>		<b>8</b>	<b>2</b>	<b>13</b>	<b>6</b>	<b>7</b>	<b>0.0</b>	<b>0.0</b>	<b>0</b>	<b>0</b>	<b>0</b>	<b>0</b>	<b>0</b>	<b>1</b>	<b>0</b>	<b>0</b>	<b>0</b>

## RECORD OF TOP "3s"

From 2008-11, the Ravens' defense allowed the third-fewest points in the NFL each season – the best stretch in team history and also tying an NFL record. Since the 1970 merger, only five teams have achieved an impressive streak such as this.

### CONSECUTIVE SEASONS W/ TOP THREE SCORING DEFENSE (Since 1970 Merger)

Team	Consec. Seasons	Years
<b>Baltimore Ravens</b>	<b>4</b>	<b>2008-11</b>
Dallas Cowboys	4	1993-96
Los Angeles Rams	4	1974-77
Minnesota Vikings	4	1973-76
San Francisco 49ers	4	1984-87





BALTIMORE  
RAVENS

# 46

**MORGAN COX**  
LONG SNAPPER | 6-4 | 233

**COLLEGE:** Tennessee **HS:** Evangelical Christian (Memphis, TN)  
**BORN:** 4/26/86, Collierville, TN  
**EXP. (NFL/RAVENS):** 5/5 **GP/GS (PLAYOFFS):** 64/0 (6/0)

## TRANSACTIONS

Morgan Cox signed with the Ravens as a rookie free agent on 5/6/10.

## HONORS

- Earned the team's Ed Block Courage Award in 2011 after returning from an ACL injury suffered at the end of the 2010 season

## CAREER

- Helped K Justin Tucker score 140 points in 2013, the most in Ravens' franchise history. Tucker made 33-straight FGs, ranking as the fourth-longest streak in NFL history
- Helped Tucker convert 38 FGs in 2013, the most in Ravens single-season history, besting Matt Stover (35) in 2000



**2013: (16/0)** Snapped on all 91 punts, 41 FGAs and 26 PATs, and tied a career high with 2 special teams stops

- Snapped on a franchise-record 6 FGM, including a franchise-record 61-yard game-winner by K Justin Tucker, in the 18-16 victory in **game 14 at Det. (12/16)**
- Snapped for all 8 punts, both PATs and both FGAs, including the 46-yard game-winner in overtime, in **game 9 vs. Cin. (11/10)**...Also recorded a solo special teams tackle against the Bengals
- Played in his 50th-career game and snapped on all 6 punts, both PATs and both FGAs in the 14-6 victory in **game 2 vs. Cle. (9/15)**

**2012: (16/0, 4/0)** Saw action in all 16 games and tied a career high with 2 special teams tackles while snapping on 83 punts, 42 PATs and 33 FGAs

- Snapped on all 4 FGAs, 3 PATs, 2 punts and recorded a special teams tackle in the 33-14 victory in **game 15 vs. NYG (12/23)**
- Snapped on all 5 punts, 4 PATs and recorded a special teams tackle in **game 13 at Was. (12/9)**
- Snapped on all 8 punts, 1 PAT and 3 FGAs, including K Justin Tucker's 38-yard game-winner, in the 16-13 overtime victory in **game 11 at SD (11/25)**
- Snapped on a franchise-record 7 PATs, 4 punts, both FGAs and the successful fake FGA that P Sam Koch ran in for a TD in the 55-20 victory in **game 9 vs. Oak. (11/11)**

- Played in all four playoff games, snapping on all 16 PATs, 22 punts and 4 FGAs

**2011: (16/0, 2/0)** Saw action in all 16 games, snapping on all 73 punts, 40 PATs and 39 FGAs

- Snapped on all 4 PATs, 2 FGAs and 7 punts, downing 1 punt inside the Jets' 1-yard line in the 34-17 victory in **game 4 vs. NYJ (10/2)**
- Snapped for all 5 punts, 2 FGAs and 4 PATs, including a fake that P Sam Koch ran in for a 2-point conversion, in the 35-7 victory in the **season opener vs. Pit. (9/11)**
- Saw action in both playoff games, snapping on 13 punts, 5 FGAs and 4 PATs

**2010: (15/0)** Snapped in 15 games and posted 2 special teams tackles before being placed on Injured Reserve (knee) on 12/29

- Tore his ACL in the second quarter, but stayed in the game and snapped for all 3 punts, both PATs and two FGAs in **game 15 at Cle. (12/26)**
- Snapped for all 5 punts, 3 FGAs and all 3 PATs and had a special teams tackle in the 30-24 victory in **game 14 vs. NO (12/19)**
- Snapped for all 5 punts, 3 FGAs, 2 PATs and posted a special teams tackle in the 37-13 victory in **game 10 at Car. (11/21)**
- Saw action in his first-career NFL game and snapped on all 6 punts and a FGA in **game 1 at NYJ (9/13)**

## 46 MORGAN COX

### REGULAR SEASON

**SPECIAL TEAMS TACKLES (6):** 2010 (2); 2011 (0); 2012 (2); 2013 (2)

### CAREER SINGLE-GAME HIGHS (REGULAR SEASON)

**Total Special Teams Tackles:**  
1 6 times (last: 11/10/13 vs. Cin.)



# 46 MORGAN COX

**COLLEGE:** Played in 38 career games, serving as the Volunteers' primary snapper for three seasons...Saw action in all 12 games as a senior, executing snaps on every punt and kick placement for the third year in a row...Registered 3 special teams tackles on the season...Posting 4 special teams tackles as a junior in 2008, he tied for seventh on the team and played in all 12 games...Appeared in all 14 games as a sophomore, helping K Daniel Lincoln earn All-American honors and consensus Freshman All-SEC accolades...The Vols' kicking unit converted on 21 of 29 FGAs and 52 of 53 PATs that season...Did not see any game action as a redshirt freshman in 2006...Redshirted as a true freshman in 2005...Was a consistent member of the Thornton Center Honor Roll during his collegiate career and was a three-time All-SEC Academic honoree (2006-08) while majoring in accounting.

**HIGH SCHOOL, PERSONAL:** Prepped at Evangelical Christian (Memphis, TN) HS, where he earned All-State honorable mention honors and the Memphis Commercial Appeal Best of Preps Award as a senior...Began his role as a snapper during his junior season...Helped guide Evangelical Christian to the state semifinals that year and to the state championship game as a senior...Also played center as a senior and saw time on the defensive and offensive lines as a freshman and sophomore.

**COMMUNITY:** Participated in the Ravens Foundation Habitat for Humanity home build in Washington Village in downtown Baltimore (May 2013)...Joined teammates at BWI Thurgood Marshall Airport to distribute t-shirts, sign autographs and welcome home troops who had been serving overseas...Was the Ravens' 2011 Ed Block Courage Award recipient for his courage on and off the field...Involved with promoting PLAY 60, the NFL movement for an active generation...Participated in the Hometown Huddle Ravens TEAM Challenge...The NFL/United Way Hometown Huddle is a league-wide day of service designed to bring awareness and impact to the issue of youth health and fitness...Supports several team initiatives, including A Purple Evening, the Ravens' annual women's event at M&T Bank Stadium and the Goodwill Gridiron Halloween party to benefit Goodwill Industries of the Chesapeake...Annually, offers support to his teammates' charitable endeavors by attending the Ngata Family Foundation Luau, James Ihedigbo's Celebrity Cruise and Casino Night benefitting his Hope Africa Foundation, Vonta Leach's Celebrity Billiards Tournament benefitting breast cancer research and Jameel McClain's Thanksgiving Dinner at the Salvation Army...March 7, 2013 was proclaimed Morgan Cox Day in his hometown of Collierville, TN.

## RAVENS ROOST EXTRA EFFORT AWARD

The award is given each year by the Ravens Roost #7 (Hagerstown, MD) to a Ravens player who worked hard all season, providing an "extra effort" on the field. The recipients stepped up in the clutch and performed when a teammate was hurt and always exerted full effort when on the field.

Winners accept their award at the Roost's annual banquet in Hagerstown each spring. The Roost also honors the All-Washington County football team and Washington County Coach of the Year at the banquet.

### ALL-TIME RAVENS WINNERS

1996.....TE Brian Kinchen	2005.....OLB Jarret Johnson
1997.....S Bennie Thompson	2006.....TE Daniel Wilcox
1998.....DE Michael McCrary	2007.....G Ben Grubbs
1999.....FB Charles Evans	2008.....P Sam Koch
2000.....S Corey Harris	2009.....CB Domanique Foxworth
2001.....WR Brandon Stokley	2010.....LB Terrell Suggs
2002.....LB Edgerton Hartwell	2011.....WR Torrey Smith
2003.....NT Kelly Gregg	2012.....CB Corey Graham
2004.....QB Kyle Boller	<b>2013.....WR Marlon Brown</b>



BALTIMORE  
RAVENS

81

OWEN DANIELS  
TIGHT END | 6-3 | 245

COLLEGE: Wisconsin HS: Naperville (IL)

BORN: 11/9/82, Naperville, IL

EXP. (NFL/RAVENS): 9/1 GP/GS (PLAYOFFS): 100/96 (4/4)

## TRANSACTIONS

Owen Daniels signed with the Ravens (one-year contract) on 4/4/14...Placed on Injured Reserve - Designated for Return (leg) on 10/9/13...Re-signed with Houston on 3/3/11...Re-signed with the Texans on 6/11/10...Placed on Injured Reserve (knee) on 11/4/09...Originally selected by the Texans in the fourth round (98th overall) of the 2006 NFL Draft.

## HONORS

- Two-time Pro Bowl Performer (2008 and 2012)
- All-Rookie team (2006)

## CAREER

- Ranks second all time in Texans history in receptions (385) and receiving yards (4,617)
- Enters 2014 having caught a pass in 88 consecutive regular season games played
- Is the second player to have 4,000-plus yards receiving in Texans' history - (Andre Johnson, 927-12,661)
- First Texan to score in the NFL Pro Bowl when he caught a 9-yard TD pass in the second quarter of the 2008 game



**2013: (with Houston – 5/5)** Totaled 24 receptions for 252 yards and 3 TDs despite missing 11 games due to a leg injury... Placed on Injured Reserve - Designated for Return on 10/9, but never returned to the field

- Pulled in a season-high-tying 6 receptions for a season-high 72 yards in **game 4 vs. Sea. (9/29)**
- Netted career-high-tying 2 TDs, among 5 receptions for 67 yards, in **the season opener at SD (9/9)**

**2012: (with Houston – 15/14, 2/2)** Earned his second Pro Bowl honor after finishing second on the team with 62 receptions for 716 yards and a career-high 6 TDs...Missed one game with a back injury

- Recorded 7 receptions for 59 yards and 1 TD in **game 7 vs. Bal. (10/21)**
- Led the team with 4 receptions for 79 yards, including a TD catch in his third-consecutive contest, in **game 9 at NYJ (10/8)**
- Netted his 300th-career reception, finishing the game with 4 receptions for 87 yards in the **season opener vs. Mia. (9/9)**
- Led the Texans with 18 receptions for 172 yards in two postseason contests

**2011: (with Houston – 15/15, 2/2)** Led the team with 54 receptions for 677 yards...Missed one game with a knee injury

- Netted a season-high-tying 7 receptions for a season-high 100 yards in **game 13 at Cin. (12/11)**
- Pulled in 7 receptions for 89 yards in **game 5 vs. Oak. (10/9)**
- Totaled 4 catches for 55 yards in two playoff games

**2010: (with Houston – 11/10)** Totaled 38 receptions for 471 yards and 2 TDs despite missing five games with a hamstring injury

- Recorded 5 receptions for a season-high 91 yards (18.2 avg.) in **game 13 vs. Bal. (12/13)**
- Netted a season-high 8 receptions for 73 yards and 1 TD in **game 15 at Den. (12/26)**

**2009: (with Houston – 8/8)** Posted 40 receptions for 519 yards and 5 TDs, despite missing the final eight games of the season with a knee injury...Was placed on IR on 11/4

- Collected 7 receptions for a season-high 123 yards (second-highest total of his career), including a 42-yard TD catch, in **game 7 vs. SF (10/25)**
- Netted 7 receptions for 78 yards and a career-high-tying 2 TDs in **game 6 at Cin. (10/18)**

**2008: (with Houston – 16/16)** Earned his first-career Pro Bowl nod after finishing second on the team, posting career highs in receptions (70) and receiving yards (862), while recording 2 TDs and two 100-yard receiving games

- Pulled in 7 receptions for 111 yards (15.9 avg.) in **game 15 at Oak. (12/21)**
- Established single-game career highs in receptions (11) and receiving yards (133) in **game 8 at Min. (11/2)**
- Netted 6 receptions for 66 yards, including a career-high-tying 2 TD receptions in **game 6 vs. Det. (10/19)**

**2007: (with Houston – 16/16)** Finished second on the team with 63 receptions for 768 yards and 3 TDs

- Recorded a season-high 7 receptions for 82 yards and 1 TD in **game 11 at Cle. (11/25)**

# 81 OWEN DANIELS

**2006: (with Houston – 14/12)** Earned NFL All-Rookie team honors after leading all rookie TEs with 34 receptions for 352 yards and 5 TDs (second-highest total of his career) despite missing the final two games of the season with a shoulder injury

- Collected 9 receptions for 99 yards and established a career high by pulling in 2 TDs in **game 7 at Ten. (10/29)**
- Recorded the first reception of his career, finishing the contest with 4 catches for 45 yards – including his first-career TD – in **game 2 at Ind. (9/17)**

**COLLEGE:** Saw action in 43 career games (36 at WR/TE) at Wisconsin, where he caught 62 passes for 852 yards (13.7 avg.) and 8 TDs...Saw action in 12 games as a senior, including eight starts, finishing fourth on the team with 22 catches for 268 yards (and 4 TDs, despite missing one game with an ankle injury...Earned All-Big Ten Conference honorable mention honors after playing in 12 games (two starts), finishing second on the team with 25 receptions for 391 yards and 2 TDs as a junior in 2004...Played in 13 games as a reserve split end, TE and wingback as a sophomore in 2003 after switching from

QB...Finished the season ranked fourth on the team with 15 receptions for 193 yards (12.9 avg.) and 2 TDs...Appeared in seven games on special teams and three games as a reserve QB as a redshirt freshman in 2002...Completed 2 of 6 passes for 9 yards and 2 INTs and gained 18 yards on 4 carries...Redshirted as a true freshman in 2001...Graduated with a degree in atmospheric and oceanic sciences after earning Academic All-Big Ten Conference honors in 2002.

**HIGH SCHOOL, PERSONAL:** Prepped at Naperville Central (Naperville, IL) HS where he was a starting QB...Led Central to an undefeated season and the IHSA Class 6A State Championship as a junior in 1999...Earned *Prep Football Report* and *PrepStar* All-American honors as well as being named a Top 100 prospect nationally by *PFR*...Was a two-time captain who completed 30 of 35 passes for 562 yards and 7 TDs in the opening two games of his senior year before a knee injury ended his season...Completed 100 of 168 passing attempts for 1,750 yards and 17 TDs, against just 1 INT as a junior...Was also the starting center on his basketball team and a 22-foot long jumper on the track and field team...Was a member of the National Honor Society.

## 2013

### GAME-BY-GAME OFFENSE

Date/Opp.	RECEIVING					RUSHING				
	No.	Yds.	Avg.	LG	TD	No.	Yds.	Avg.	LG	TD
9/9 @ SD	5	67	13.4	28	2	0	0	0.0	0	0
9/15 vs. Ten.	2	24	12.0	12t	1	0	0	0.0	0	0
9/22 @ Bal.	5	29	5.8	13	0	0	0	0.0	0	0
9/29 vs. Sea.	6	72	12.0	21	0	0	0	0.0	0	0
10/6 @ SF	6	60	10.0	19	0	0	0	0.0	0	0
10/13 vs. STL	IR (LEG) - DES. FOR RETURN									
10/20 @ KC	IR (LEG) - DES. FOR RETURN									
11/3 vs. Ind.	IR (LEG) - DES. FOR RETURN									
11/10 @ Ari.	IR (LEG) - DES. FOR RETURN									
11/17 vs. Oak.	IR (LEG) - DES. FOR RETURN									
11/24 vs. Jax.	IR (LEG) - DES. FOR RETURN									
12/1 vs. NE	IR (LEG) - DES. FOR RETURN									
12/5 @ Jax.	IR (LEG) - DES. FOR RETURN									
12/15 @ Ind.	IR (LEG) - DES. FOR RETURN									
12/22 vs. Den.	IR (LEG) - DES. FOR RETURN									
12/29 @ Ten.	IR (LEG) - DES. FOR RETURN									
<b>Totals</b>	<b>24</b>	<b>252</b>	<b>10.5</b>	<b>28</b>	<b>3</b>	<b>0</b>	<b>0</b>	<b>0.0</b>	<b>0</b>	<b>0</b>

## 2012

### GAME-BY-GAME OFFENSE

Date/Opp.	RECEIVING					RUSHING				
	No.	Yds.	Avg.	LG	TD	No.	Yds.	Avg.	LG	TD
9/9 vs. Mia.	4	87	21.8	29	0	0	0	0.0	0	0
9/16 @ Jax.	6	47	7.8	12	0	0	0	0.0	0	0
9/23 @ Den.	3	26	8.7	14t	1	0	0	0.0	0	0
9/30 vs. Ten.	6	72	12.0	28t	1	0	0	0.0	0	0
10/8 @ NYJ	4	79	19.8	34t	1	0	0	0.0	0	0
10/14 vs. GB	3	46	15.3	27	0	0	0	0.0	0	0
10/21 vs. Bal.	7	59	8.4	19	1	0	0	0.0	0	0
11/4 vs. Buf.	4	62	15.5	39t	1	0	0	0.0	0	0
11/11 @ Chi.	INACTIVE - BACK									
11/18 vs. Jax.	6	57	9.5	18	0	0	0	0.0	0	0
11/22 @ Det.	4	20	5.0	9t	1	0	0	0.0	0	0
12/2 @ Ten.	3	43	14.3	19	0	0	0	0.0	0	0
12/10 @ NE	2	24	12.0	13	0	0	0	0.0	0	0
12/16 vs. Ind.	4	40	10.0	17	0	0	0	0.0	0	0
12/23 vs. Min.	3	27	9.0	14	0	0	0	0.0	0	0
12/30 @ Ind.	3	27	9.0	15	0	0	0	0.0	0	0
<b>Totals</b>	<b>62</b>	<b>716</b>	<b>11.5</b>	<b>39t</b>	<b>6</b>	<b>0</b>	<b>0</b>	<b>0.0</b>	<b>0</b>	<b>0</b>
<b>Playoffs</b>										
1/5/13 vs. Cin.	9	91	10.1	19	0	0	0	0.0	0	0
1/13/13 @ NE	9	81	9.0	24	0	0	0	0.0	0	0
<b>Totals</b>	<b>18</b>	<b>172</b>	<b>9.6</b>	<b>24</b>	<b>0</b>	<b>0</b>	<b>0</b>	<b>0.0</b>	<b>0</b>	<b>0</b>

## LARGEST COMEBACK VICTORIES

DATE	OPPONENT	POINTS DOWN/ SCORE	QUARTER	FINAL SCORE
10/30/11	vs. Arizona	21 / 24-3	2nd	W, 30-27
11/12/06	at Tennessee	19 / 26-7	2nd	W, 27-26
11/23/03	vs. Seattle	17 / 41-24	4th	W, 44-41 OT
09/10/00	vs. Jacksonville	16 / 23-7	2nd	W, 39-36
11/14/04	at NY Jets	14 / 14-0	2nd	W, 20-17 OT
11/21/99	at Cincinnati	14 / 14-0	1st	W, 34-31
11/29/98	vs. Indianapolis	14 / 24-10	2nd	W, 38-31
10/27/96	vs. St. Louis	14 / 20-6	3rd	W, 37-31 OT



# 81 OWEN DANIELS

## 2011

### GAME-BY-GAME OFFENSE

Date/Opp.	RECEIVING					RUSHING				
	No.	Yds.	Avg.	LG	TD	No.	Yds.	Avg.	LG	TD
9/11 vs. Ind.	1	12	12.0	12	0	0	0	0.0	0	0
9/18 @ Mia.	3	25	8.3	11	1	0	0	0.0	0	0
9/25 @ NO	5	76	15.2	23	1	0	0	0.0	0	0
10/2 vs. Pit.	5	69	13.8	30	1	0	0	0.0	0	0
10/9 vs. Oak.	7	89	12.7	28	0	0	0	0.0	0	0
10/16 @ Bal.	2	13	6.5	8	0	0	0	0.0	0	0
10/23 @ Ten.	4	71	17.8	34	0	0	0	0.0	0	0
10/30 vs. Jax.	4	60	15.0	30	0	0	0	0.0	0	0
11/6 vs. Cle.	3	32	10.7	12	0	0	0	0.0	0	0
11/13 @ TB	3	31	10.3	13	0	0	0	0.0	0	0
11/27 @ Jax.	4	31	7.8	24	0	0	0	0.0	0	0
12/4 vs. Atl.	3	35	11.7	17	0	0	0	0.0	0	0
12/11 @ Cin.	7	100	14.3	27	0	0	0	0.0	0	0
12/18 vs. Car.	2	29	14.5	17	0	0	0	0.0	0	0
12/22 @ Ind.	1	4	4.0	4	0	0	0	0.0	0	0
1/1/12 vs. Ten.	INACTIVE - KNEE					--	--	--	--	--
<b>Totals</b>	<b>54</b>	<b>677</b>	<b>12.5</b>	<b>34</b>	<b>3</b>	<b>0</b>	<b>0</b>	<b>0.0</b>	<b>0</b>	<b>0</b>
<b>Playoffs</b>										
1/7/12 vs. Cin.	2	29	14.5	21	0	0	0	0.0	0	0
1/15/12 @ Bal.	2	26	13.0	17	0	0	0	0.0	0	0
<b>Totals</b>	<b>4</b>	<b>55</b>	<b>13.8</b>	<b>21</b>	<b>0</b>	<b>0</b>	<b>0</b>	<b>0.0</b>	<b>0</b>	<b>0</b>

## 2010

### GAME-BY-GAME OFFENSE

Date/Opp.	RECEIVING					RUSHING				
	No.	Yds.	Avg.	LG	TD	No.	Yds.	Avg.	LG	TD
9/12 vs. Ind.	1	9	9.0	9	0	0	0	0.0	0	0
9/19 @ Was.	2	24	12.0	15	0	0	0	0.0	0	0
9/26 vs. Dal.	3	27	9.0	11	0	0	0	0.0	0	0
10/3 @ Oak.	1	8	8.0	8	0	0	0	0.0	0	0
10/10 vs. NYG	3	45	15.0	19	0	0	0	0.0	0	0
10/17 vs. KC	5	79	15.8	27	0	0	0	0.0	0	0
11/1 @ Ind.	1	8	8.0	8	0	0	0	0.0	0	0
11/7 vs. SD	INACTIVE - HAMSTRING					--	--	--	--	--
11/14 @ Jax.	INACTIVE - HAMSTRING					--	--	--	--	--
11/21 @ NYJ	INACTIVE - HAMSTRING					--	--	--	--	--
11/28 vs. Ten.	INACTIVE - HAMSTRING					--	--	--	--	--
12/2 @ Phi.	INACTIVE - HAMSTRING					--	--	--	--	--
12/13 vs. Bal.	5	91	18.2	30	0	0	0	0.0	0	0
12/19 @ Ten.	4	45	11.3	23	0	0	0	0.0	0	0
12/26 @ Den.	8	73	9.1	31	1	0	0	0.0	0	0
1/2/11 vs. Jax.	5	62	12.4	27	1	0	0	0.0	0	0
<b>Totals</b>	<b>38</b>	<b>471</b>	<b>12.4</b>	<b>31</b>	<b>2</b>	<b>0</b>	<b>0</b>	<b>0.0</b>	<b>0</b>	<b>0</b>

## 2009

### GAME-BY-GAME OFFENSE

Date/Opp.	RECEIVING					RUSHING				
	No.	Yds.	Avg.	LG	TD	No.	Yds.	Avg.	LG	TD
9/13 vs. NYJ	4	44	11.0	27	0	0	0	0.0	0	0
9/20 @ Ten.	6	72	12.0	33	1	0	0	0.0	0	0
9/27 vs. Jax.	5	38	7.6	11	1	0	0	0.0	0	0
10/4 vs. Oak.	2	48	24.0	44	0	0	0	0.0	0	0
10/11 @ Ari.	8	94	11.8	27	0	0	0	0.0	0	0
10/18 @ Cin.	7	78	11.1	18	2	0	0	0.0	0	0
10/25 vs. SF	7	123	17.6	42t	1	0	0	0.0	0	0
11/1 @ Buf.	1	22	22.0	22	0	0	0	0.0	0	0
11/8 @ Ind.	INJURED RESERVE - KNEE					--	--	--	--	--
11/23 vs. Ten.	INJURED RESERVE - KNEE					--	--	--	--	--
11/29 vs. Ind.	INJURED RESERVE - KNEE					--	--	--	--	--
12/6 @ Jax.	INJURED RESERVE - KNEE					--	--	--	--	--
12/13 vs. Sea.	INJURED RESERVE - KNEE					--	--	--	--	--
12/20 @ STL	INJURED RESERVE - KNEE					--	--	--	--	--
12/27 @ Mia.	INJURED RESERVE - KNEE					--	--	--	--	--
1/3/10 vs. NE	INJURED RESERVE - KNEE					--	--	--	--	--
<b>Totals</b>	<b>40</b>	<b>519</b>	<b>13.0</b>	<b>44</b>	<b>5</b>	<b>0</b>	<b>0</b>	<b>0.0</b>	<b>0</b>	<b>0</b>

## 2008

### GAME-BY-GAME OFFENSE

Date/Opp.	RECEIVING					RUSHING				
	No.	Yds.	Avg.	LG	TD	No.	Yds.	Avg.	LG	TD
9/7 @ Pit.	3	33	11.0	14	0	0	0	0.0	0	0
9/21 @ Ten.	4	71	17.8	32	0	0	0	0.0	0	0
9/28 @ Jax.	7	87	12.4	34	0	0	0	0.0	0	0
10/5 vs. Ind.	5	47	9.4	20	0	0	0	0.0	0	0
10/12 vs. Mia.	4	70	17.5	30	0	0	0	0.0	0	0
10/19 vs. Det.	6	66	11.0	25	2	0	0	0.0	0	0
10/26 vs. Cin.	3	21	7.0	9	0	0	0	0.0	0	0
11/2 @ Min.	11	133	12.1	21	0	0	0	0.0	0	0
11/9 vs. Bal.	1	13	13.0	13	0	0	0	0.0	0	0
11/16 @ Ind.	1	14	14.0	14	0	0	0	0.0	0	0
11/23 @ Cle.	3	28	9.3	11	0	0	0	0.0	0	0
12/1 vs. Jax.	2	25	12.5	14	0	0	0	0.0	0	0
12/7 @ GB	6	65	10.8	27	0	0	0	0.0	0	0
12/14 vs. Ten.	4	41	10.3	19	0	0	0	0.0	0	0
12/21 @ Oak.	7	111	15.9	35	0	0	0	0.0	0	0
12/28 vs. Chi.	3	37	12.3	33	0	0	0	0.0	0	0
<b>Totals</b>	<b>70</b>	<b>862</b>	<b>12.3</b>	<b>35</b>	<b>2</b>	<b>0</b>	<b>0</b>	<b>0.0</b>	<b>0</b>	<b>0</b>

## 2007

### GAME-BY-GAME OFFENSE

Date/Opp.	RECEIVING					RUSHING				
	No.	Yds.	Avg.	LG	TD	No.	Yds.	Avg.	LG	TD
9/9 vs. KC	1	14	14.0	14	0	0	0	0.0	0	0
9/16 @ Car.	5	58	11.6	14	0	0	0	0.0	0	0
9/23 vs. Ind.	7	56	8.0	12	0	0	0	0.0	0	0
9/30 @ Atl.	5	69	13.8	17	0	0	0	0.0	0	0
10/7 vs. Mia.	6	96	16.0	24	0	0	0	0.0	0	0
10/14 @ Jax.	5	79	15.8	23	0	0	0	0.0	0	0
10/21 vs. Ten.	2	20	10.0	12	0	0	0	0.0	0	0
10/28 @ SD	4	35	8.8	11	0	0	0	0.0	0	0
11/4 @ Oak.	4	41	10.3	28	0	0	0	0.0	0	0
11/18 vs. NO	5	74	14.8	24	0	0	0	0.0	0	0
11/25 @ Cle.	7	82	11.7	22	1	0	0	0.0	0	0
12/2 @ Ten.	3	42	14.0	19	0	0	0	0.0	0	0
12/9 vs. TB	3	20	6.7	9	1	0	0	0.0	0	0
12/13 vs. Den.	3	53	17.7	29	0	0	0	0.0	0	0
12/23 @ Ind.	2	27	13.5	18	0	0	0	0.0	0	0
12/30 vs. Jax.	1	2	2.0	2t	1	0	0	0.0	0	0
<b>Totals</b>	<b>63</b>	<b>768</b>	<b>12.2</b>	<b>29</b>	<b>3</b>	<b>0</b>	<b>0</b>	<b>0.0</b>	<b>0</b>	<b>0</b>

## 2006

### GAME-BY-GAME OFFENSE

Date/Opp.	RECEIVING					RUSHING				
	No.	Yds.	Avg.	LG	TD	No.	Yds.	Avg.	LG	TD
9/10 vs. Phi.	0	0	0.0	0	0	0	0	0.0	0	0
9/17 @ Ind.	4	45	11.3	33t	1	0	0	0.0	0	0
9/24 vs. Was.	1	2	2.0	2t	1	0	0	0.0	0	0
10/1 vs. Mia.	0	0	0.0	0	0	0	0	0.0	0	0
10/15 @ Dal.	2	17	8.5	11	0	0	0	0.0	0	0
10/22 vs. Jax.	2	20	10.0	14t	1	0	0	0.0	0	0
10/29 @ Ten.	9	99	11.0	25	2	0	0	0.0	0	0
11/5 @ NYG	3	34	11.3	15	0	0	0	0.0	0	0
11/12 @ Jax.	4	55	13.8	21	0	0	0	0.0	0	0
11/19 vs. Buf.	1	10	10.0	10	0	0	0	0.0	0	0
11/26 @ NYJ	5	36	7.2	9	0	0	0	0.0	0	0
12/3 @ Oak.	0	0	0.0	0	0	0	0	0.0	0	0
12/10 vs. Ten.	2	25	12.5	16	0	0	0	0.0	0	0
12/17 @ NE	1	9	9.0	9	0	0	0	0.0	0	0
12/24 vs. Ind.	INACTIVE - SHOULDER					--	--	--	--	--
12/31 vs. Cle.	INACTIVE - SHOULDER					--	--	--	--	--
<b>Totals</b>	<b>34</b>	<b>352</b>	<b>10.4</b>	<b>33t</b>	<b>5</b>	<b>0</b>	<b>0</b>	<b>0.0</b>	<b>0</b>	<b>0</b>

# 81 OWEN DANIELS

## REGULAR SEASON

Year	Team	GP	GS	RECEIVING					RUSHING				
				No.	Yards	Avg.	LG	TD	No.	Yards	Avg.	LG	TD
2006	Houston	14	12	34	352	10.4	33t	5	0	0	0.0	0	0
2007	Houston	16	16	63	768	12.2	29	3	0	0	0.0	0	0
2008	Houston	16	16	70	862	12.3	35	2	0	0	0.0	0	0
2009	Houston	8	8	40	519	13.0	44	5	0	0	0.0	0	0
2010	Houston	11	10	38	471	12.4	31	2	0	0	0.0	0	0
2011	Houston	15	15	54	677	12.5	34	3	0	0	0.0	0	0
2012	Houston	15	14	62	716	11.5	39t	6	0	0	0.0	0	0
2013	Houston	5	5	24	252	10.5	28	3	0	0	0.0	0	0
<b>Totals</b>		<b>100</b>	<b>96</b>	<b>385</b>	<b>4,617</b>	<b>12.0</b>	<b>44</b>	<b>29</b>	<b>0</b>	<b>0</b>	<b>0.0</b>	<b>0</b>	<b>0</b>

## CAREER SINGLE-GAME HIGHS (REGULAR SEASON)

**Receptions:** 11 (11/2/08 @ Min.)  
**Yardage:** 133 (11/2/08 @ Min.)  
**Long gain:** 44 (10/4/09 vs. Oak.)  
**Touchdowns:** 2 4 times (Last 9/9/13 @ SD)

**100-yard Receiving Games:** 4 (last: 100 yards, 12/11/11 at Cin.)

## POSTSEASON

Year	Team	GP	GS	RECEIVING					RUSHING				
				No.	Yards	Avg.	LG	TD	No.	Yards	Avg.	LG	TD
2011	Houston	2	2	4	55	13.8	21	0	0	0	0.0	0	0
2012	Houston	2	2	18	172	9.6	24	0	0	0	0.0	0	0
<b>Totals</b>		<b>4</b>	<b>4</b>	<b>22</b>	<b>227</b>	<b>10.3</b>	<b>24</b>	<b>0</b>	<b>0</b>	<b>0</b>	<b>0.0</b>	<b>0</b>	<b>0</b>

## TURNOVER TABLE 2000-13

### RAVENS TURNOVER RATIO / SINCE 2000

Year	TA/TO	Plus/Minus	Record
2013	24/29	-5	8-8
2012	25/16	+9	10-6
2011	25/23	+2	12-4
2010	27/20	+7	12-4
2009	32/22	+10	9-7
2008	34/21	+13	11-5
2007	23/40	-17	5-11
2006	40/23	+17	13-3
2005	26/36	-10	6-10
2004	34/23	+11	9-7
2003	41/38	+3	10-6
2002	31/32	-1	7-9
2001	28/36	-8	10-6
2000	49/26	+23	12-4
<b>Total</b>	<b>439/381</b>	<b>+58</b>	<b>134-90</b>

**Since 2000, here are the Ravens' records in a game:**

When turnover ratio is +2 or better ..... 64-2  
 When turnover ratio is +1 or better ..... 91-9  
 When turnover ratio is even ..... 22-17  
 When turnover ratio is negative ..... 20-64

**64-2**

Entering 2014, the Ravens own a 64-2 record since 2000 when posting at least a +2 turnover margin in a game, with the only losses coming in 2010 in a 23-20 OT thriller at New England (10/17) and in Week 2 of 2012 in a 24-23 dramatic loss at Philadelphia (9/16).



BALTIMORE  
RAVENS

58

**ELVIS DUMERVIL**  
OUTSIDE LINEBACKER | 5-11 | 255  
COLLEGE: Louisville HS: Jackson (Miami, FL)  
BORN: 1/19/84, Miami, FL  
EXP. (NFL/RAVENS): 9/2 GP/GS (PLAYOFFS): 106/78 (3/3)

## TRANSACTIONS

Elvis Dumervil signed with the Ravens as a free agent on 3/26/13...Released by the Broncos on 3/15/13...Originally drafted by Denver in the fourth round (126th overall) of the 2006 NFL Draft.

## HONORS

- Three-time Pro Bowler (2009, 2011-12)
- Broncos Ed Block Courage Award Winner (2011)
- *Associated Press* first-team All-Pro (2009)
- *ESPN.com* first-team All-Pro (2009)
- *Pro Football Weekly/PFWA* first-team All-Pro (2009)
- *The Sporting News* first-team All-Pro (2009)
- NFL Alumni Pass Rusher of the Year (2009)
- AFC Defensive Player of the Week (Week 14, 2008 and Week 14, 2007)



## CAREER

- Has 295 tackles (211 solo), 73 sacks (-452.5 yards), 15 PD, 19 FFs, 9 FRs and 1 INT
- Led the NFL in sacks with a career-high and then-franchise-record 17 for the Broncos in 2009
- Recorded a career-high and Broncos single-game franchise-record 4 sacks at Cle. (9/20/09)
- Broncos sack leader in four of his six playing seasons in Denver (missed the 2010 season with a pectoral injury)



**2013: (with Baltimore – 15/3)** Recorded 31 tackles (18 solo), was second on the team with 9.5 sacks (-64 yards) and posted 3 PD and 2 FFs in his first season with the Ravens (missed one game due to an ankle injury)

- Recorded 3 tackles, including 1 sack (-8 yards), for a defense that allowed just 3 points and held the Jets to 8% (1-of-12) on third down in the 19-3 win in **game 11 vs. NYJ (11/24)**
- Played in his 100th-career game and posted 3 tackles, including a team-leading 3 sacks (-21 yards), in the 20-17 overtime win in **game 9 vs. Cin. (11/10)**
- Started and recorded 3 tackles, including a team-leading 2 sacks (-11 yards) and a career-high-tying 2 FFs, in **game 6 vs. GB (10/13)**
- Started and posted 2 solo tackles, including a sack (-5 yards) and 1 PD, for a defense that allowed just 22 rushing yards (fourth fewest by an opponent in franchise history) in the 26-23 victory in **game 5 at Mia. (10/6)**...Dumervil's sack in the fourth quarter backed the Dolphins up to the Baltimore 39 to make a potential game-tying FGA 57 yards; kick was no good

**2012: (with Denver – 16/16, 1/1)** Earned his third-career (second-consecutive) Pro Bowl nod after finishing second

on the Broncos with 11 sacks (-83 yards) and tying for a team-high 6 FFs (tied for third in NFL)...Dumervil's 54 tackles (32 solo) led all of Denver's defensive linemen and were the second most of his career...Also served as a team captain for the first time in his NFL tenure

- Matched his season high with 2 sacks, recording the 20th multi-sack game of his career in the 34-12 win in **game 15 vs. Cle. (12/23)**
- Set a single-season career high in FFs (5) with his strip-sack of Panthers QB Cam Newton in **game 9 at Car. (11/11)**
- Had a season-high 5 solo tackles, adding 2 sacks, a career-best 2 FFs and 1 PD in the 35-24 win in **game 6 at SD (10/15)**...Was also his fourth-straight game recording a sack and third-straight contest forcing a fumble
- Posted a season-high 7 tackles, adding a half sack and 1 FF, in **game 5 at NE (10/7)**
- Registered his first-career safety on a sack of Texans QB Matt Schaub in **game 3 vs. Hou. (9/23)**
- Posted 3 tackles (2 solo) and forced a half sack of QB Joe Flacco in the 38-35 double-overtime loss in the **Divisional game vs. Bal. (1/12/13)**

**2011: (with Denver – 14/14, 2/2)** Earned his second-career Pro Bowl selection after finishing second on the team with



# 58 ELVIS DUMERVIL

9.5 sacks (-63 yards), to go along with 42 tackles (31 solo), 1 PD and 1 FR...Tied for the NFL lead with 9.5 sacks after 11/1, including an eight-game streak with at least a half-sack to represent a career high...Voted by his teammates as the Broncos' recipient of the Ed Block Courage Award for his perseverance in overcoming his 2010 pectoral injury

- Posted a career-high 8 tackles, including 6 solo, in the **season finale vs. KC (1/1/12)**
- Recorded 3 solo tackles and a sack (-5 yards), for his eighth-consecutive game with at least a half-sack in **game 15 at Buf. (12/24)**
- Started both postseason games, totaling 3 tackles, 1 sack (-11 yards) and 1 FF

**2010: (with Denver – IR)** Missed the entire season after being placed on Injured Reserve (pectoral) on 9/4

**2009: (with Denver – 16/14)** Named as a Pro Bowl starter in his first year as a LB after becoming the first Bronco in franchise history to lead the league in sacks, with a club-record 17 (-88.5 yds.)...Added 49 tackles (42 solo), 3 PD, 4 FFs and 1 FR as he earned first-team All-Pro recognition from the *Associated Press*, *The Sporting News*, *Pro Football Weekly/PFWA* and *ESPN.com*...Led the league with a Broncos' record 7 multiple-sack games...Received the Darrent Williams Good Guy Award from the Denver media

- Contributed 6 solo tackles and 1 sack (-3 yards) in **game 12 at KC (12/6)**
- Netted 5 tackles (4 solo), 1 FF and 2 sacks (-7 yards), which tied for the second fastest in NFL history to 10 sacks in a season (six games) in **game 6 at SD (10/19)**
- Produced 7 solo tackles, including a Broncos' franchise-record 4 sacks (-15 yards), and netted 1 FR and 1 PD in **game 2 vs. Cle. (9/20)**...Dumervil's 4 sacks tied for the most sacks in a game by an NFL LB since 2000

**2008: (with Denver – 16/15)** Posted 44 tackles and tied for the team lead with 5 sacks (-35 yards), adding 1 FF and 1 FR

- Had 3 tackles and a strip-sack in **game 12 at NYJ (11/30)**
- Recorded a season-high 8 tackles (5 solo) and 2 sacks (-15 yards) on Monday Night Football in **game 7 at NE (10/20)**
- Produced 7 tackles (5 solo) and 1 sack (-5 yards) in **game 5 vs. TB (10/5)**

**2007: (with Denver – 16/16)** Dumervil was one of three Broncos defenders and the only defensive lineman to start all 16 games, finishing with a career-high 56 tackles (43 solo), a team-high 12.5 sacks (-62.5 yards), 1 INT (returned for 27 yards), 7 PD, 4 FFs and 3 FRs...Tied for sixth in the NFL and ninth in club history for sacks in a season...His 12.5 sacks represented the most by a Bronco since 1999 (Trevor Pryce, 13)...Tied for the NFL lead among D-linemen and ranked second among all Broncos with 4 take-aways (3 FRs and 1 INT)...His 3 FRs led the AFC and tied for third in the NFL, while

his 4 FFs were a team high (T-9th in NFL) with 2 of them being returned by teammates for TDs...Dumervil's career-high 7 PD were the most by a Broncos D-lineman since 1995 (Michael Dean Perry, 8)...Also had four multiple-sack games, marking the most by a Bronco since 2000 (Trevor Pryce, 4)

- Earned AFC Defensive Player of the Week honors after netting 5 solo tackles, 3 sacks (-15 yards) and 1 FF in **game 13 vs. K.C. (12/9)**
- Totaled 6 solo tackles, 2 sacks (-18 yards) and 1 FF in **game 6 vs. Pit. (10/21)**
- Netted 5 tackles (3 solo), 2 sacks (-10 yards), 1 FF and 1 FR in **game 3 vs. Jax. (9/23)**

**2006: (with Denver – 13/0)** Posted 19 tackles (15 solo), 8.5 sacks (-56.5 yards), 2 FFs and a team-high 3 FRs...Sack total ranked third among NFL rookies and tied for the third-highest total by a rookie in Broncos history...Became the first NFL rookie to record 5 sacks in a two-game span since 2001 (Justin Smith, Cin.)

- Contributed 1 solo tackle, 1 sack (-9 yards), 1 FF and 1 FR in **game 15 vs. Cin. (12/24)**
- Recorded 3 solo tackles and 3 sacks (-16 yards), tying a then-franchise record (Rulon Jones, 1980), and netted the first FR of his career in **game 6 at Cle. (10/22)**
- Posted 3 solo tackles, including the first 2 sacks of his career (-15 yards) in his second-career game, in **game 5 vs. Oak. (10/15)**

**COLLEGE:** Played 44 career games (24 starts) at Louisville and posted 151 tackles (83 solo), 11 FFs, 3 FRs, 1 INT and 4 PD to go along with 32 sacks (-223 yards)...Dumervil finished his collegiate career ranked second on the school's all-time sacks list and third on its all-time TFL chart with 42.5...Earned several national accolades as a senior after a record-setting season that saw him lead the nation with a school-record 20 sacks (-165 yards) as a 12-game starter in 2005...His 20 sacks marked the second-highest single-season sack total in NCAA history behind Terrell Suggs' 24 sacks for Arizona State in 2002...Selected as the Bronko Nagurski Award winner (nation's best defensive player) and was a Walter Camp Top 10 Player of the Year as well as a first-team All-American (*Associated Press*) as a senior...Tabbed the Big East Conference Defensive Player of the Year and a finalist for the Vince Lombardi Award (nation's top D-lineman) that year...Set an NCAA record with 10 FFs as a senior and totaled 65 tackles (38 solo), 1 INT, 1 FR and 4 PD...His 9 sacks in Louisville's first two games as a senior set an NCAA record for sacks in consecutive games...Majored in justice administration.

**HIGH SCHOOL, PERSONAL:** Dumervil was a three-year starter at Jackson (Miami, FL) HS, where he totaled a school-record 78 sacks during his prep career and was a two-time All-State selection...Had 110 tackles and 30 sacks as a senior

# 58 ELVIS DUMERVIL

## 2013

### GAME-BY-GAME DEFENSE RAVENS

Date/Opp.	TT	Solo	Asst.	Sacks	INT	PD	FF	FR
9/5 @ Den.	2	1	1	1-7	0-0	0	0	0
9/15 vs. Cle.	4	2	2	1-9	0-0	0	0	0
9/22 vs. Hou.	2	0	2	0-0	0-0	0	0	0
9/29 @ Buf.	3	2	1	0-0	0-0	0	0	0
10/6 @ Mia.	2	2	0	1-5	0-0	1	0	0
10/13 vs. GB	3	2	1	2-11	0-0	0	2	0
10/20 @ Pit.	3	1	2	0.5-3	0-0	0	0	0
11/3 @ Cle.	0	0	0	0-0	0-0	0	0	0
11/10 vs. Cin.	3	3	0	3-21	0-0	1	0	0
11/17 @ Chi.	0	0	0	0-0	0-0	0	0	0
11/24 vs. NYJ	3	2	1	1-8	0-0	0	0	0
11/28 vs. Pit.	3	1	2	0-0	0-0	0	0	0
12/8 vs. Min.	INACTIVE - ANKLE							
12/16 @ Det.	2	2	0	0-0	0-0	0	0	0
12/22 vs. NE	1	0	1	0-0	0-0	1	0	0
12/29 @ Cin.	0	0	0	0-0	0-0	0	0	0
<b>Totals</b>	<b>31</b>	<b>18</b>	<b>13</b>	<b>9.5-64</b>	<b>0-0</b>	<b>3</b>	<b>2</b>	<b>0</b>

## 2012

### GAME-BY-GAME DEFENSE BRONCOS

Date/Opp.	TT	Solo	Asst.	Sacks	INT	PD	FF	FR
9/9 vs. Pit.	4	2	2	0-0	0-0	0	0	0
9/17 @ Atl.	3	2	1	0-0	0-0	0	0	0
9/23 vs. Hou.	5	4	1	1-6	0-0	0	0	0
9/30 vs. Oak.	4	2	2	1.5-9	0-0	0	1	0
10/7 @ NE	7	0	7	0.5-10	0-0	0	1	0
10/15 @ SD	5	5	0	2-9	0-0	1	2	0
10/28 vs. NO	1	0	1	0-0	0-0	0	0	0
11/4 @ Cin.	5	3	2	1-6	0-0	0	0	0
11/11 @ Car.	2	2	0	1-9	0-0	0	1	0
11/18 vs. SD	6	4	2	1-5	0-0	0	1	0
11/25 @ KC	2	2	0	0-0	0-0	0	0	0
12/2 vs. TB	2	2	0	0-0	0-0	0	0	0
12/6 @ Oak.	0	0	0	0-0	0-0	0	0	0
12/16 @ Bal.	3	2	1	1-14	0-0	0	0	0
12/23 vs. Cle.	4	1	3	2-15	0-0	0	0	0
12/30 vs. KC	1	1	0	0-0	0-0	0	0	0
<b>Totals</b>	<b>54</b>	<b>32</b>	<b>22</b>	<b>11-83</b>	<b>0-0</b>	<b>1</b>	<b>6</b>	<b>0</b>
<b>Playoffs</b>								
1/12/13 vs. Bal.	3	2	1	0.5-3.5	0-0	0	0	0
<b>Totals</b>	<b>3</b>	<b>2</b>	<b>1</b>	<b>0.5-3.5</b>	<b>0-0</b>	<b>0</b>	<b>0</b>	<b>0</b>

## 2011

### GAME-BY-GAME DEFENSE BRONCOS

Date/Opp.	TT	Solo	Asst.	Sacks	INT	PD	FF	FR
9/12 vs. Oak.	0	0	0	0-0	0-0	0	0	0
9/18 vs. Cin.	INACTIVE							
9/25 @ Ten.	INACTIVE							
10/2 @ GB	1	1	0	0-0	0-0	0	0	0
10/9 vs. SD	3	3	0	0-0	0-0	0	0	0
10/23 @ Mia.	1	1	0	0-0	0-0	0	0	0
10/30 vs. Det.	3	2	1	0-0	0-0	0	0	0
11/6 @ Oak.	3	2	1	1.5-12.5	0-0	1	0	0
11/13 @ KC	1	0	1	0.5-2.5	0-0	0	0	0
11/17 vs. NYJ	3	2	1	1.5-5	0-0	0	0	0
11/27 @ SD	5	3	2	2-23	0-0	0	0	0
12/4 @ Min.	4	2	2	1-4	0-0	0	0	0
12/11 vs. Chi.	5	5	0	1-5	0-0	0	0	1
12/18 vs. NE	2	1	1	1-6	0-0	0	0	0
12/24 @ Buf.	3	3	0	1-5	0-0	0	0	0
1/1/12 vs. KC	8	6	2	0-0	0-0	0	0	0
<b>Totals</b>	<b>42</b>	<b>31</b>	<b>11</b>	<b>9.5-63</b>	<b>0-0</b>	<b>1</b>	<b>0</b>	<b>1</b>
<b>Playoffs</b>								
1/8/12 vs. Pit.	2	2	0	1-11	0-0	0	1	0
1/14/12 @ NE	1	0	1	0-0	0-0	0	0	0
<b>Totals</b>	<b>3</b>	<b>2</b>	<b>1</b>	<b>1-11</b>	<b>0-0</b>	<b>0</b>	<b>1</b>	<b>0</b>

## 2009

### GAME-BY-GAME DEFENSE BRONCOS

Date/Opp.	TT	Solo	Asst.	Sacks	INT	PD	FF	FR
9/13 @ Cin.	2	2	0	0-0	0-0	1	0	0
9/20 vs. Cle.	7	7	0	4-15	0-0	1	0	1
9/27 @ Oak.	5	5	0	2-15	0-0	0	0	0
10/4 vs. Dal.	3	3	0	2-5	0-0	0	0	0
10/11 vs. NE	1	0	0-0	0-0	0-0	0	1	0
10/19 @ SD	5	4	1	2-7	0-0	0	1	0
11/1 @ Bal.	3	2	1	0-0	0-0	0	0	0
11/9 vs. Pit.	1	0	1	0.5-5	0-0	0	0	0
11/15 @ Was.	4	2	2	1.5-4.5	0-0	1	0	0
11/22 vs. SD	3	2	1	0-0	0-0	0	0	0
11/26 vs. NYG	3	3	0	2-11	0-0	0	1	0
12/6 @ KC	6	6	0	1-3	0-0	0	0	0
12/13 @ Ind.	2	2	0	0-0	0-0	0	0	0
12/20 vs. Oak.	1	0	1	0-0	0-0	0	0	0
12/27 @ Phi.	2	2	0	2-23	0-0	0	1	0
1/3/10 vs. KC	1	1	0	0-0	0-0	0	0	0
<b>Totals</b>	<b>49</b>	<b>42</b>	<b>7</b>	<b>17-88.5</b>	<b>0-0</b>	<b>3</b>	<b>4</b>	<b>1</b>

## 2008

### GAME-BY-GAME DEFENSE BRONCOS

Date/Opp.	TT	Solo	Asst.	Sacks	INT	PD	FF	FR
9/8 @ Oak.	2	2	0	0-0	0-0	0	0	0
9/14 vs. SD	0	0	0	0-0	0-0	0	0	0
9/21 vs. NO	2	2	0	0-0	0-0	0	0	0
9/28 @ KC	1	0	1	0-0	0-0	0	0	0
10/5 vs. TB	7	5	2	1-5	0-0	0	0	0
10/12 vs. Jax.	2	2	0	0-0	0-0	0	0	1
10/20 @ NE	8	5	3	2-15	0-0	0	0	0
11/2 vs. Mia.	4	3	1	0-0	0-0	0	0	0
11/6 @ Cle.	4	2	2	0-0	0-0	0	0	0
11/16 @ Atl.	0	0	0	0-0	0-0	0	0	0
11/23 vs. Oak.	2	2	0	0-0	0-0	0	0	0
11/30 @ NYJ	3	2	1	1-5	0-0	0	1	0
12/7 vs. KC	2	1	1	1-10	0-0	0	0	0
12/14 at Car.	1	0	1	0-0	0-0	0	0	0
12/21 vs. Buf.	5	3	2	0-0	0-0	0	0	0
12/28 @ SD	1	1	0	0-0	0-0	0	0	0
<b>Totals</b>	<b>44</b>	<b>30</b>	<b>14</b>	<b>5-35</b>	<b>0-0</b>	<b>0</b>	<b>1</b>	<b>1</b>

## 2007

### GAME-BY-GAME DEFENSE BRONCOS

Date/Opp.	TT	Solo	Asst.	Sacks	INT	PD	FF	FR
9/9 @ Buf.	3	2	1	0-0	1-27	1	0	0
9/16 vs. Oak.	3	2	1	2-9	0-0	0	0	0
9/23 vs. Jax.	5	3	2	2-10	0-0	0	1	1
9/30 @ Ind.	4	3	1	0-0	0-0	3	0	0
10/7 vs. SD	2	2	0	0-0	0-0	2	0	0
10/21 vs. Pit.	6	6	0	2-18	0-0	0	1	0
10/29 vs. GB	1	1	0	0-0	0-0	0	0	0
11/4 @ Det.	3	3	0	1-6	0-0	0	0	0
11/11 @ KC	2	2	0	1-3	0-0	0	1	0
11/19 vs. Ten.	3	2	1	0-0	0-0	0	0	0
11/25 at Chi.	4	3	1	0-0	0-0	0	0	0
12/2 @ Oak.	3	2	1	0-0	0-0	1	0	0
12/9 vs. KC	5	5	0	3-15	0-0	0	1	0
12/13 @ Hou.	2	1	1	0-0	0-0	0	0	0
12/24 @ SD	5	4	1	1-0	0-0	0	0	0
12/30 vs. Min.	5	2	3	0.5-1.5	0-0	0	0	2
<b>Totals</b>	<b>56</b>	<b>43</b>	<b>13</b>	<b>12.5-62.5</b>	<b>1-27</b>	<b>7</b>	<b>4</b>	<b>3</b>

# 58 ELVIS DUMERVIL

while posting 3 FFs and 4 FRs en route to earning the team's defensive MVP honors...Played in the California-Florida All-Star Game as a senior...Half-brother is Curry Burns, who was a DB at Louisville (2000-02) and spent time with the Texans, Giants, Redskins and Saints.

**COMMUNITY:** Has worked with American Group Home and Open Door Youth Gang Alternatives on charitable projects... Bought tickets for and hosted 20 underprivileged children for each Broncos home game in 2010 when he was on IR... Alongside the Lady Ravens Association, Dumervil helped distribute coats and warm weather gear to homeless men at the annual Helping Up Mission Coat Distribution (Nov. 2013)...Supported his teammates' charitable endeavors, including the Torrey Smith Foundation by participating in Torrey's Inaugural Celebrity Server Night at the Four Seasons Hotel in Baltimore.

## 2006

### GAME-BY-GAME DEFENSE

#### BRONCOS

Date/Opp.	TT	Solo	Asst.	Sacks	INT	PD	FF	FR
9/10 @ STL				INACTIVE				
9/17 vs. KC				INACTIVE				
9/24 @ NE				INACTIVE				
10/9 vs. Bal.	0	0	0	0-0	0-0	0	0	0
10/15 vs. Oak.	3	3	0	2-15	0-0	0	0	0
10/22 @ Cle.	3	3	0	3-16	0-0	0	0	1
10/29 vs. Ind.	1	1	0	0-0	0-0	0	0	0
11/5 @ Pit.	2	1	1	1-7	0-0	0	1	0
11/12 @ Oak.	0	0	0	0-0	0-0	0	0	1
11/19 vs. SD	2	2	0	0-0	0-0	0	0	0
11/23 @ KC	0	0	0	0-0	0-0	0	0	0
12/3 vs. Sea.	2	2	0	1-6	0-0	0	0	0
12/10 @ SD	1	0	1	0-0	0-0	0	0	0
12/17 @ Ari.	1	1	0	0-0	0-0	0	0	0
12/24 vs. Cin.	1	1	0	1-9	0-0	0	1	1
12/31 vs. SF	3	1	2	0.5-3.5	0-0	0	0	0
<b>Totals</b>	<b>19</b>	<b>15</b>	<b>4</b>	<b>8.5-56.5</b>	<b>0-0</b>	<b>0</b>	<b>2</b>	<b>3</b>

## REGULAR SEASON

Year	Team	GP	GS	TACKLES			SACKS		INTERCEPTIONS					FUMBLES			
				TT	Solo	Asst.	No.	Yards	No.	Yards	LG	TD	PD	FF	FR	Yards	
2006	Denver	13	0	19	15	4	*8.5	*56.5	0	0	0	0	0	0	2	*3	13
2007	Denver	16	16	56	43	13	*12.5	*62.5	1	27	27	0	7	0	*4	*3	0
2008	Denver	16	15	44	30	14	*5.0	*35.0	0	0	0	0	0	0	1	*1	0
2009	Denver	16	14	49	42	7	*17.0	*88.5	0	0	0	0	3	0	*4	1	0
2010	Denver	--	--	--	--	--	--	--	INJURED RESERVE - TORN PECTORAL					--	--	--	
2011	Denver	14	14	42	31	11	9.5	63.0	0	0	0	0	1	0	*1	0	0
2012	Denver	16	16	54	32	22	11.0	83.0	0	0	0	0	1	*6	0	0	0
2013	Baltimore	15	3	31	18	13	9.5	*64.0	0	0	0	0	3	2	0	0	0
<b>Totals</b>		<b>106</b>	<b>78</b>	<b>295</b>	<b>211</b>	<b>84</b>	<b>73.0</b>	<b>452.5</b>	<b>1</b>	<b>27</b>	<b>0</b>	<b>0</b>	<b>15</b>	<b>19</b>	<b>9</b>	<b>13</b>	

\*LED TEAM

## CAREER SINGLE-GAME HIGHS (REGULAR SEASON)

### Total Tackles:

8 2 times (last: 1/1/12 vs. KC)

### Sacks:

4 (9/20/09 vs. Cle.)

Forced Fumbles:

2 2 times (last: 10/13/13 vs. GB)

### Passes Defensed:

3 (9/30/07 at Ind.)

### Solo Tackles:

7 (9/20/09 vs. Cle.)

### INTs:

1 (9/9/07 at Buf.)

### Fumble Recoveries:

2 (12/30/07 vs. Min.)

## POSTSEASON

Year	Team	GP	GS	TACKLES			SACKS		INTERCEPTIONS					FUMBLES			
				TT	Solo	Asst.	No.	Yards	No.	Yards	LG	TD	PD	FF	FR	Yards	
2011	Denver	2	2	3	2	1	1.0	11.0	0	0	0	0	0	0	1	0	0
2012	Denver	1	1	3	2	1	0.5	3.5	0	0	0	0	0	0	0	0	0
<b>Totals</b>		<b>3</b>	<b>3</b>	<b>6</b>	<b>4</b>	<b>2</b>	<b>1.5</b>	<b>14.5</b>	<b>0</b>	<b>0</b>	<b>0</b>	<b>0</b>	<b>0</b>	<b>1</b>	<b>0</b>	<b>0</b>	

## THIRD-DOWN DOMINANCE

In 2013, the Ravens owned the NFL's No. 3 third-down defense, allowing foes to convert just 33.5% of their attempts.

### THIRD-DOWN DEFENSE / OPP. CONVERSION PCT.

(2013 Season)

Rk.	Team	Conv.	Att.	Pct.
1.	Detroit Lions	64	211	30.3
2.	Cincinnati Bengals	74	225	32.9
3.	<b>Baltimore Ravens</b>	<b>78</b>	<b>233</b>	<b>33.5</b>







BALTIMORE  
RAVENS

26

MATT ELAM  
SAFETY | 5-10 | 200

COLLEGE: Florida HS: William T. Dwyer (West Palm Beach, FL)  
BORN: 9/21/91, Palm Beach Gardens, FL  
EXP. (NFL/RAVENS): 2/2 GP/GS (PLAYOFFS): 16/15 (0/0)

## TRANSACTIONS

Matt Elam was selected by the Ravens in the first round (32nd overall) of the 2013 NFL Draft...Elected to forego his senior season at Florida to declare for the 2013 NFL Draft.

## CAREER

- Finished his rookie season with 76 tackles (53 solo), 3 PD, 2 FRs and 1 INT
- Established a career high (tied at Cin.) with 10 tackles (7 solo) and his first-career INT at Det. (12/16/13)
- Started his first-career game and posted 5 tackles vs. Cle. (9/15/13)

**2013: (16/15)** Finished fourth on the team with 76 tackles (53 solo), 3 PD, 2 FRs and 1 INT (returned for 18 yards) as a rookie

- Led the team with a career-high-tying 10 tackles (7 solo) in **game 16 at Cin. (12/29)**
- Led the team with a career-high 10 tackles (career-high 7 solo) and recorded his first-career INT with :38 remaining to seal the 18-16 victory in **game 14 at Det. (12/16)**
- Started and posted 3 tackles and 1 PD (that led to a Ravens' INT) in the 20-17 overtime win in **game 9 vs. Cin. (11/10)**
- Started and contributed 3 solo tackles and his first-career FR (that led to a Ravens' FG five plays later) in **game 7 at Pit. (10/20)**
- Started and recorded 5 tackles (4 solo) and posted 1 PD for a defense that did not allow a TD for the second-consecutive contest and held the Texans to 25% (3-of-12) on third down in the 30-9 victory in **game 3 vs. Hou. (9/22)**
- Started his first-career NFL game and responded with 5 tackles (3 solo) for a defense that didn't allow a TD and held the Browns to 27% (4-of-15) on third down in the 14-6 victory in **game 2 vs. Cle. (9/15)**
- Saw action in his first-career NFL game, posting his first-career tackle from scrimmage, in **game 1 at Den. (9/5)**

**COLLEGE:** Saw action in 39 games (26 starts) and finished his Florida career with 176 tackles (124 solo), 5 sacks (-20 yards), 24 TFL, 2 FFs, 1 FR, 13 PD and 6 INTs (returned for 91 yards)... Earned first-team All-American by the *Associated Press*, *The NFL Draft Report*, *The Sporting News*, *Sports Illustrated* and CBS Sports after ranking second on the team with 76 tackles (58 solo), 2 sacks, 11 TFL, 5 PD and a team-leading 4 INTs while starting all 16 games as a junior in 2012...Also named First-team All-Southeastern Conference by media and coaches, second-team All-American by the Walter Camp Foundation and was a semifinalist for Chuck Bednarik and Jim Thorpe Awards in his final season at Florida...Became just the second safety in school history to be named first-team All-American by the *Associated Press*, *The NFL Draft Report*,



*The Sporting News*, *Sports Illustrated* and CBS Sports...Also earned unanimous first-team All-Southeastern Conference honors and second-team All-American (the Walter Camp Foundation) honors...Recorded a season-high 11 tackles, including a sack, in his final collegiate game against Louisville in the Sugar Bowl...Started all 13 games as a sophomore in 2011 and established a career high with 78 tackles (50 solo), adding a team-leading 11 TFL, 2 sacks, 2 FFs, 7 PD and 2 INTs (returned for 18 yards)...Led a defense that ranked seventh in the nation in pass defense (166.9 ypg) and eighth in total defense (299.5 ypg)...Made first-career start, netting 4 tackles vs. Florida Atlantic...Was one of six true freshmen to play in all 13 games in 2010...Recorded 22 tackles (16 solo), including 2 TFL, 1 sack, 1 PD and 1 FR.

**HIGH SCHOOL, PERSONAL:** Five-star prospect who was rated the No. 1 safety and the No. 10-overall player in the nation according to *Scout.com* at William T. Dwyer (West Palm Beach, FL) HS...Selected as the Gatorade Player of the Year and named Mr. Football for the State of Florida as a senior in 2009...Selected to the 2009 EA Sports All-America first-team as an all-purpose player...Named a 2010 *Parade* High School All-American and No. 12 on the Top 150 Dream Team by *PrepStar Magazine*...Rushed for 1,883 yards and 27 TDs as a senior, including 918 yards and 13 TDs, leading Dwyer to a 14-1 record and the 4A State Title...Rushed for 187 yards and 4 TDs in the 2009 state title game...Selected as the Palm Beach County Player of the Year in 2008 and was a FSWA first-team All-State selection...Racked up over 200 tackles, including 38 TFL and 15 sacks, in his final two years at Dwyer...Also rushed for 435 yards with 4 TDs and had 758 receiving yards with 9 TDs as a junior...Older brother, Abram, has played for the Dolphins, Chiefs, Cowboys, Browns and Jets during his seven-year NFL career...Took a job as a part-time sales associate at Finish Line shoe store in a Gainesville, FL mall to gain knowledge of the retail business during the summer following his rookie season...Went back to school during the 2014 offseason to continue working towards his degree in Anthropology from the University of Florida.

# 26 MATT ELAM

**COMMUNITY:** Alongside his brother, Abram, established the T.E.A.M. Elam Foundation to help combat violence and negative influences surrounding children...Goal of the organization is to provide young people with the skills, knowledge and confidence to succeed in life and build awareness for opportunities that are available for them to become the next generation of community leaders...As a rookie, Elam was active in promoting PLAY 60, the NFL movement for an active generation...Participated in an assembly at Mayfield Woods Middle School (Elkridge, MD) to kick off the PLAY 60 Challenge and an assembly at Federal Hill Preparatory School, winner of the NFL PLAY 60 Super School title in the Baltimore area...Joined teammates in hosting a PLAY 60 youth football clinic at Aberdeen Proving Ground for children whose parents currently serve in the U.S. Military...Participated in the Hometown Huddle Ravens TEAM Challenge...The NFL/United Way Hometown Huddle is a league-wide day of service designed to bring awareness and impact to the issue of youth health and fitness...Supports several team and player initiatives, including A Purple Evening, the team's annual women's event at M&T Bank Stadium, Jameel McClain's Thanksgiving Dinner at The Salvation Army and Lardarius Webb's Celebrity Softball Tournament.

## 2013

### GAME-BY-GAME DEFENSE

#### RAVENS

Date/Opp.	TT	Solo	Asst.	Sacks	INT	PD	FF	FR
9/5 @ Den.	1	1	0	0-0	0-0	0	0	0
9/15 vs. Cle.	5	3	2	0-0	0-0	0	0	0
9/22 vs. Hou.	5	4	1	0-0	0-0	1	0	0
9/29 @ Buf.	6	6	0	0-0	0-0	0	0	0
10/6 @ Mia.	2	2	0	0-0	0-0	0	0	0
10/13 vs. GB	8	3	5	0-0	0-0	0	0	0
10/20 @ Pit.	3	3	0	0-0	0-0	0	0	1
11/3 @ Cle.	2	2	0	0-0	0-0	0	0	0
11/10 vs. Cin.	3	2	1	0-0	0-0	1	0	0
11/17 @ Chi.	5	4	1	0-0	0-0	0	0	0
11/24 vs. NYJ	5	4	1	0-0	0-0	0	0	0
11/28 vs. Pit.	2	1	1	0-0	0-0	0	0	0
12/8 vs. Min.	3	2	1	0-0	0-0	0	0	1
12/16 @ Det.	10	7	3	0-0	1-18	1	0	0
12/22 vs. NE	6	2	4	0-0	0-0	0	0	0
12/29 @ Cin.	10	7	3	0-0	0-0	0	0	0
<b>Totals</b>	<b>76</b>	<b>53</b>	<b>23</b>	<b>0-0</b>	<b>1-18</b>	<b>3</b>	<b>0</b>	<b>2</b>

### REGULAR SEASON

Year	Team	GP	GS	TACKLES			SACKS		INTERCEPTIONS				FUMBLES			
				TT	Solo	Asst.	No.	Yards	No.	Yards	LG	TD	PD	FF	FR	Yards
2013	Baltimore	16	15	76	53	23	0.0	0.0	1	18	0	0	3	0	2	0
<b>Totals</b>		<b>16</b>	<b>15</b>	<b>76</b>	<b>53</b>	<b>23</b>	<b>0.0</b>	<b>0.0</b>	<b>1</b>	<b>18</b>	<b>0</b>	<b>0</b>	<b>3</b>	<b>0</b>	<b>2</b>	<b>0</b>

SPECIAL TEAMS TACKLES (1): 2013 (1)

### CAREER SINGLE-GAME HIGHS (REGULAR SEASON)

<b>Total Tackles:</b> 10 2 times (last: 12/29/13 at Cin.)	<b>Solo Tackles:</b> 7 2 times (last: 12/29/13 at Cin.)
<b>Sacks:</b> None	<b>Interceptions:</b> 1 (12/16/13 at Det.)
<b>Forced Fumbles:</b> None	<b>Fumble Recoveries:</b> 1 2 times (last: 12/8/13 vs. Min.)
<b>Passes Defensed:</b> 1 3 times (last: 12/16/13 at Det.)	

## AN OFFENSIVE DEFENSE

From 1996-2013, the Ravens totaled 53 defensive TDs, scoring at least one in each year of their existence (including 2013's Week 3 INT by LB Daryl Smith). Baltimore is 42-7 all time when tallying a D-TD. From 2003-13, the Ravens owned the NFL's third-most D-TDs (40), going 31-5 in those games.

### DEFENSIVE TOUCHDOWNS (Since 2003)

Rk.	Team	D-TDs
1.	Green Bay Packers	42
2.	Chicago Bears	41
3.	<b>Baltimore Ravens</b>	<b>40</b>

**Tops in INTs:** From 2003-13, the Ravens snagged 30 INTs, marking the second-highest total over the last 11 seasons. Only the Chicago Bears (32) have more INTs than Baltimore during that stretch.





BALTIMORE  
**RAVENS**

**5**

**JOE FLACCO**  
QUARTERBACK | 6-6 | 245

COLLEGE: Delaware HS: Audubon (NJ)  
BORN: 1/16/85, Voorhees, NJ  
EXP. (NFL/RAVENS): 7/7 GP/GS (PLAYOFFS): 96/96 (13/13)

## TRANSACTIONS

Joe Flacco re-signed (six-year contract) with the Ravens on 3/4/13...Originally selected by the Ravens in the first round (18th overall) of the 2008 NFL Draft...Flacco became just the second NCAA Division I FCS (formerly I-AA) QB ever selected in the first round and the first since QB Steve McNair (Alcorn State) was the third-overall pick by Houston in 1995.

## HONORS

- Super Bowl XLVII MVP
- Diet Pepsi Rookie of the Year (*NFL.com* fan vote) in 2008
- NFL Offensive Rookie of the Month (November, 2008)
- *USA Today's* All-Joe Team (players who are critical to their team, but don't receive Pro Bowl nods) in 2009 and 2012
- AFC Offensive Player of the Week (Week 1, 2012)
- AFC Rookie of the Week (Week 17, 2008)
- FedEx Air NFL Player of the Week (Week 3, 2011; Week 3, 2012; Week 10, 2012)
- GMC "Never Say Never" Moment of the Week (Week 14, 2013; Week 9, 2011)

## CAREER

- Flacco's 62 regular season victories are the most by a starting QB in the first six seasons of a career
- Flacco's 71 wins (including playoffs) are the most by an NFL starting QB since 2008, when he entered the league
- Is the only starting QB in NFL history (since the 1970 merger) to win a playoff game in each of his first five seasons (2008-12)
- Is tied with Tom Brady for the most playoff victories (9) in a QB's first five seasons (2008-12)
- Became the second QB in NFL postseason history (Joe Montana - 1989) to throw 11 TDs and 0 INTs, doing so in the Ravens' 2012 Super Bowl run
- Is the Ravens' all-time leading passer in yards (21,545), TD passes (121), completions (1,869) and attempts (3,103) and is second in completion percentage (60.2)
- His 109 NFL starts (including playoffs) are the most to begin a career by a QB in NFL history...Flacco has produced 71 wins in those contests...Flacco has never missed a start
- Became the first rookie QB in NFL history to win two playoff games in the 2008 Divisional Playoff win at Ten. (1/10/09)
- The tandem of John Harbaugh and Flacco, which in 2008 set the NFL record for most wins ever (13, including playoffs) by a rookie head coach starting a rookie QB, also own the league mark for earning the playoffs in their first five seasons (2008-12)
- Set the Ravens' single-season record for completion percentage (63.1) in 2009 and QB rating (93.6) in 2010, while his 25 passing TDs in 2010 and 3,912 passing yards in 2013 rank as the second most in Ravens single-season history
- Owns the Ravens' franchise record for 300-plus-yard passing games (16)
- Ravens set a franchise record for fewest turnovers with 16 in 2012
- Flacco has led the Ravens to 39 career regular season wins at home, the most among NFL starting QBs since 2008
- From 2009-12, Flacco and Aaron Rodgers were the only NFL quarterbacks to throw for at least 3,600 yards and 20 TDs while posting 12 INTs or less
- Flacco owns 19-career game-winning drives in the fourth quarter or overtime

## DID YOU KNOW?

Joe Flacco owns a franchise-record 31 100-plus single-game passer ratings. Flacco has also posted three of the Top 4 passing games and five of the Top 6 passing seasons in team history.



## 5 JOE FLACCO

**2013: (16/16)** Set career highs in attempts (614), completions (362) and passing yards (3,912) while becoming the first player in franchise history to throw for 20,000 yards (has 21,545 career yards)...Also carried the ball 27 times for 131 yards (second-highest single-season total of his career) and 1 TD

- Recorded his 19th-career game-winning drive in the fourth quarter or overtime, leading the Ravens to a win that ended with K Justin Tucker's franchise-record 61-yard game-winning FG in the 18-16 victory in **game 14 at Det. (12/16)**
- Produced his 18th-career game-winning drive in the fourth quarter or overtime, hitting WR Marlon Brown for a 9-yard TD with :04 remaining (earning the GMC "Never Say Never" Moment of the Week), capping off a crazy final 2:01 (5 TDs were scored in the 29-26 win) in **game 13 vs. Min. (12/8)**...Finished the game, played in a driving snowstorm, 28-of-50 for 245 yards and 3 TDs
- Crossed the 20,000-yard career passing mark (20,102), while completing 17 of 31 passes for 162 yards and 1 TD in **game 10 at Chi. (11/17)**
- Started his 100th-career NFL game (including playoffs) and completed 70.6% of his passes (24 of 34) for 215 yards, 1 TD and no INTs in **game 7 at Pit. (10/20)**
- Crossed the 19,000-yard career passing mark (19,335) after posting his franchise-record 16th-career 300-plus-yard game, completing 20 of 34 passes for 342 yards, 2 TDs and no INTs for a 112.6 QB rating in **game 6 vs. GB (10/13)**
- Completed 25 of 50 passes for 347 yards (his franchise-record 15th-career 300-plus-yard passing game), including a career-long-tying 74-yarder (WR Torrey Smith) and 2 TDs in **game 4 at Buf. (9/29)**
- Completed 22 of 33 passes (66.7%) for 211 yards (went over 18,000-career passing yards), 1 TD and no INTs in the 14-6 victory in **game 2 vs. Cle. (9/15)**...Flacco's second child (son, Daniel) was born two hours before kickoff
- Set career highs in passing attempts (62) and completions (34), while throwing for 362 yards and 2 TDs in **game 1 at Den. (9/5)**

**2012: (16/16, 4/4)** Led the Ravens to their second World Championship after a second-straight AFC North division title...Named Super Bowl XLVII MVP and earned *USA Today's* All-Joe Team honors (players who are critical to their team, but don't receive Pro Bowl nods) after starting all 16 games and posting career highs in passing yards (3,817 - second in franchise history: Vinny Testaverde, 4,177 in 1996) and completions (317 - second most in franchise history: Testaverde, 325 in 1996), while throwing 22 TD passes...Ravens scored the most points (398) in franchise history and posted the second-most total yards (5,640) in team history (5,723 in 1996)...Ravens set a team record for fewest turnovers in a single season (16)...Also rushed for a career-high 3 TDs

- Completed 69.4% of his passes (25 of 36) for 309 yards, 2 TDs and no INTs for a 114.2 QB rating, as part of an offense that posted a season-high 533 yards (224 rushing and 309 passing), the third-highest output in team history, in the 33-14 victory in **game 15 vs. NYG (12/23)**...Flacco tied a franchise record (Vinny Testaverde, 1996) with his fifth 300-yard passing game of the season
- Threw his 100th-career TD pass, completing 20 of 40 for 254 yards, including 2 TDs, in **game 14 vs. Den. (12/16)**
- Completed 30 of 51 passes for 355 yards, 1 TD and no INTs in the 16-13 overtime victory in **game 11 at SD (11/25)**...Flacco led the Ravens to 13 unanswered points in the fourth quarter and overtime for the victory, including a 29-yard pass to RB Ray Rice, converting a fourth-and-29 in the fourth quarter that led to a game-tying FG six plays later...Led a 12-play, 69-yard drive in overtime, which culminated with a game-winning 38-yard FG with 1:07 remaining in the extra period
- Earned FedEx Air Player of the Week honors after leading the Ravens to a franchise-record 55 points, completing 21 of 33 passes (63.6%) for 341 yards (11th-career 300-yard game) and 3 TDs in **game 9 vs. Oak. (11/11)**...Also scored on a 1-yard plunge against the Raiders
- Was 28-of-46 for 356 yards, while crossing the 15,000-yard mark, with 1 TD in **game 4 vs. Cle. (9/27)**
- Completed 28 of 39 passes for 382 yards (third-highest total of his career and fourth most in team history) and 3 TDs in **game 3 vs. NE (9/23)**...Flacco led the Ravens to 503 total yards (third most in franchise history) and four scoring drives of at least 80 yards...With his 382 yards, Flacco became the Ravens' all-time leader in 300-yard passing games (9)
- In four playoff games, completed 73 of 126 passes for 1,140 yards, 11 TDs and 0 INTs for a 117.2 QB rating...Became just the second QB in NFL postseason history (Joe Montana - 1989) to throw 11 TDs and 0 INTs...Helped the Ravens' offense average 410.3 yards and 31 points per game during the playoffs
- Earned MVP honors after completing 66.7% of his passes (22 of 33) for 287 yards, 3 TDs and 0 INTs in the 34-31 victory in **Super Bowl XLVII vs. SF (2/3/13)**...Led the Ravens on 3 TD drives and converted 56% of the team's third downs (9 of 16) against the 49ers...Flacco tied Tom Brady for the most playoff wins (9) by a QB in his first five seasons
- Completed 21 of 36 passes for 240 yards, 3 TDs and no INTs for a 106.3 QB rating in the 28-13 victory in the **AFC Championship at NE (1/20/13)**
- Established Ravens single-game postseason records in passing yards (331) and passing TDs (3) for a 116.2 QB rating in the 38-35 double-overtime win in the **Divisional game at Den. (1/12/13)**...Led the Ravens on 3 scoring drives of at least 50 yards (94, 58 and 77), including his

# 5 JOE FLACCO

## FLACCO IS THE FIRST

Joe Flacco's 62 regular season wins are the most by a starting QB in his first six seasons in the NFL and rank as the second-most (Drew Brees - 63) by a starting QB since 2008. In addition, his 39 career regular season wins at home are the most among NFL starting QBs since his rookie season (2008).

### MOST WINS BY A STARTING QB / FIRST SIX SEASONS (Since 1970 Merger)

Quarterback (team)	Seasons	Wins
<b>Joe Flacco (Bal.)</b>	<b>2008-13</b>	<b>62</b>
Matt Ryan (Atl.)	2008-13	61
Ben Roethlisberger (Pit.)	2004-09	60
Tom Brady (NE)	2000-05	58

15th-career game-winning drive in the fourth quarter/OT (second in the playoffs)...His fourth-quarter 70-yard game-tying TD pass to WR Jacoby Jones is also a postseason franchise record

- Posted a franchise postseason-record 125.6 QB rating (12-of-23 for 282 yards, 2 TDs and no INTs) in the **Wild Card game vs. Ind. (1/6/13)**...Averaged 23.5 yards per completion, with 7 of his completions gaining at least 20 yards (longs of 50, 47 and 46)

**2011: (16/16, 2/2)** Led the Ravens to the AFC North Division title and conference title game, completing 312 of 542 passes for 3,610 yards, 20 TDs and 12 INTs...Set single-game career highs in completions (31 vs. Ari. 10/30), attempts (52 at Sea. 11/13/11), passing yards (389 at STL 9/25/11) and long gain (74t at STL 9/25/11)

- Completed a season-high 74.2% of his passes (23 of 31) for 227 yards and 2 TDs in the 24-10 victory in **game 13 vs. Ind. (12/11)**
- Led the team on a 13-play, 92-yard game-winning drive, throwing a 26-yard TD pass to WR Torrey Smith with 8 seconds remaining in the 23-20 win in **game 8 at Pit. (11/6)**...Finished the game 28-of-47 for 300 yards, 1 TD and no INTs...Became the second Ravens QB ever (Vinny Testaverde in 1996) to post back-to-back 300-yard passing games...Ravens' game-winning drive earned him the GMC "Never Say Never" Moment of the Week, voted by fans on *NFL.com*
- Established career highs in completions (31) and attempts (51- since broken) for 336 yards in the 30-27 victory in **game 7 vs. Ari. (10/30)**...Flacco led the Ravens on 4 scoring drives in 7 second-half possessions, leading the Ravens back from a 21-point deficit, the biggest comeback in franchise history
- Earned FedEx Air NFL Player of the Week honors after he threw for a career-high 389 yards and 3 TDs, leading the Ravens to a franchise-record 553 total yards in the 37-7 victory in **game 3 at STL (9/25)**...Flacco also tossed a career-long 74-yard TD to WR Torrey Smith (Smith's first-

career catch) against the Rams

- Completed 17 of 29 passes for 224 yards, 3 TDs and no INTs for a 117.6 QB rating in the 35-7 victory in the **season opener vs. Pit. (9/11)**...Led the Ravens on 6 scoring drives (4 TDs and 2 FGs) against the Steelers
- Completed 36 of 63 passes for 482 yards, 4 TDs and just 1 INT for a 96.1 QB rating in two playoff games
- Completed 22 of 36 passes for a then-postseason franchise-record 306 yards, 2 TDs and 1 INT for an offense that produced a then-playoff franchise-record 398 yards in the **AFC Championship at NE (1/22/12)**
- Completed 14 of 27 passes for 176 yards, 2 TDs and no INTs (97.1 QB rating) in the 20-13 victory in the **Divisional Playoff vs. Hou. (1/15/12)**...Flacco became the first QB in NFL history (since the 1970 merger) to start a playoff game in each of his first four seasons and to win a playoff contest in each year

**2010: (16/16, 2/2)** Completed 62.6% of his passes (306 of 489) for 3,622 yards, while setting career highs with 25 TDs and a 93.6 QB rating...Became the Ravens' all-time leader in every major passing category in 2010

- Became the first player in Ravens history to throw for 10,000 yards (finished the game with 10,081), completing 63.2% of his passes for 102 yards and 2 TDs in **game 15 at Cle. (12/26)**...Became the sixth player in NFL history to throw for 10,000 yards in his first three seasons
- Passed Vinny Testaverde for the most TD passes in franchise history when he threw his 52nd-career TD pass (finished the game with 53 career TD passes) in **game 11 vs. TB (11/28)**...Was 25 of 35 (71%) for 289 yards and 2 TDs for a 103.2 QB rating, his fifth 100-plus rating in his last six games (posted a 99.5 rating against Atlanta)
- Passed Kyle Boller (746) for the most pass completions in franchise history with his 754th completion when he was 22 of 34 for 215 yards, with 3 TDs and an INT in **game 9 at Atl. (11/11)**...Led TD scoring drives of 65, 75 and 72 in the second half against the Falcons
- Completed a career-high 77.1% of his passes - min. 25

# 5 JOE FLACCO

## 2013

### GAME-BY-GAME

#### RAVENS

Date/Opp.	PASSING											RUSHING			
	Att.	Comp.	Yards	Comp%	Yds/Att	TD	INT	LG	Sack/Lost	Rating	No.	Yards	Avg.	LG	TD
9/5 @ Den.	62	34	362	54.8	5.84	2	2	34	4/27	69.4	0	0	0.0	0	0
9/15 vs. Cle.	33	22	211	66.7	6.39	1	0	27	2/14	94.4	4	6	1.5	9	0
9/22 vs. Hou.	24	16	171	66.7	7.13	0	0	48	2/10	87.3	0	0	0.0	0	0
9/29 @ Buf.	50	25	347	50.0	6.94	2	5	74	4/26	46.4	0	0	0.0	0	0
10/6 @ Mia.	32	19	269	59.4	8.41	0	1	43	2/18	73.6	2	13	6.5	14	0
10/13 vs. GB	34	20	342	58.8	10.06	2	0	63	5/29	112.6	1	6	6.0	6	0
10/20 @ Pit.	34	24	215	70.6	6.32	1	0	41	1/10	97.1	2	14	7.0	12	0
11/3 @ Cle.	41	24	250	58.5	6.10	2	1	46	5/27	82.4	3	25	8.3	15	0
11/10 vs. Cin.	36	20	140	55.6	3.89	2	2	18	5/36	60.0	1	4	4.0	4	0
11/17 @ Chi.	31	17	162	54.8	5.23	1	2	17	3/19	53.4	4	20	5.0	11	0
11/24 vs. NYJ	26	17	273	65.4	10.50	1	1	66t	4/28	97.1	0	0	0.0	0	0
11/28 vs. Pit.	35	24	251	68.6	7.17	1	0	54	2/14	98.6	4	7	1.8	9	0
12/8 vs. Min.	50	28	245	56.0	4.90	3	3	35	2/17	64.2	1	22	22.0	22	0
12/16 @ Det.	38	20	222	52.6	5.84	0	0	27	1/7	70.3	2	13	6.5	7	0
12/22 vs. NE	38	22	260	57.9	6.84	0	2	42	4/25	56.9	2	0	0.0	1	1
12/29 @ Cin.	50	30	192	60.0	3.84	1	3	14	2/17	49.8	1	1	0.0	1	0
<b>Totals</b>	<b>614</b>	<b>362</b>	<b>3,912</b>	<b>59.0</b>	<b>6.37</b>	<b>19</b>	<b>22</b>	<b>74</b>	<b>48/324</b>	<b>73.1</b>	<b>27</b>	<b>131</b>	<b>4.9</b>	<b>22</b>	<b>1</b>

## 2012

### GAME-BY-GAME

#### RAVENS

Date/Opp.	PASSING											RUSHING			
	Att.	Comp.	Yards	Comp%	Yds/Att	TD	INT	LG	Sack/Lost	Rating	No.	Yards	Avg.	LG	TD
9/10 vs. Cin.	29	21	299	72.4	10.30	2	0	52	3/21	128.4	2	-1	-0.5	0	0
9/16 @ Phi.	42	22	232	52.4	5.50	1	1	40	2/18	66.8	0	0	0.0	0	0
9/23 vs. NE	39	28	382	71.8	9.79	3	1	41	0/0	117.7	2	3	1.5	5	0
9/27 vs. Cle.	46	28	356	60.9	7.74	1	1	39	4/19	83.2	2	4	2.0	3	1
10/7 @ KC	27	13	187	48.1	6.93	0	1	43	4/22	55.6	3	14	4.7	16	0
10/14 vs. Dal.	26	17	234	65.4	9.00	1	0	43	1/4	106.9	2	2	1.0	3	0
10/21 @ Hou.	43	21	147	48.8	3.42	1	2	15t	4/26	45.4	2	7	3.5	5	0
11/4 @ Cle.	24	15	153	62.5	6.38	1	0	27	1/8	94.6	2	1	0.5	2	0
11/11 vs. Oak.	33	21	341	63.6	10.33	3	1	47t	0/0	115.8	1	1	1.0	1t	1
11/18 @ Pit.	32	20	164	62.5	5.13	0	0	31	2/11	75.5	1	-1	-1.0	-1	0
11/25 @ SD	51	30	355	58.8	6.96	1	0	54	5/39	86.6	4	-4	-1.0	0	0
12/2 vs. Pit.	34	16	188	47.1	5.53	1	1	31	3/11	61.9	1	-1	-1.0	-1	0
12/9 @ Was.	21	16	182	76.2	8.67	3	1	31t	2/9	121.4	5	9	1.8	5	0
12/16 vs. Den.	40	20	254	50.0	6.35	2	1	61t	3/32	76.5	2	-2	-1.0	-1	0
12/23 vs. NYG	36	25	309	69.4	8.58	2	0	43	0/0	114.2	3	-10	-3.3	1t	1
12/30 @ Cin.	8	4	34	50.0	4.25	0	0	24	1/7	61.5	0	0	0.0	0	0
<b>Totals</b>	<b>531</b>	<b>317</b>	<b>3,817</b>	<b>59.7</b>	<b>7.19</b>	<b>22</b>	<b>10</b>	<b>61t</b>	<b>35/227</b>	<b>87.7</b>	<b>32</b>	<b>22</b>	<b>0.7</b>	<b>16</b>	<b>3</b>
<b>Playoffs</b>															
1/6/13 vs. Ind.	23	12	282	52.2	12.26	2	0	50	1/13	125.6	3	-3	-1.0	-1	0
1/12/13 @ Den.	34	18	331	52.9	9.74	3	0	70t	1/7	116.2	2	7	3.5	7	0
1/20/13 @ NE	36	21	240	58.3	6.67	3	0	26	2/5	106.3	3	12	4.0	14	0
2/3/13 @ SF	33	22	287	66.7	8.70	3	0	56t	2/13	124.2	0	0	0.0	0	0
<b>Totals</b>	<b>126</b>	<b>73</b>	<b>1,140</b>	<b>57.9</b>	<b>9.05</b>	<b>11</b>	<b>0</b>	<b>70t</b>	<b>6/38</b>	<b>117.2</b>	<b>8</b>	<b>16</b>	<b>2.0</b>	<b>14</b>	<b>0</b>

## 2011

### GAME-BY-GAME

#### RAVENS

Date/Opp.	PASSING											RUSHING			
	Att.	Comp.	Yards	Comp%	Yds/Att	TD	INT	LG	Sack/Lost	Rating	No.	Yards	Avg.	LG	TD
9/11 vs. Pit.	29	17	224	58.6	7.72	3	0	29	1/9	117.6	0	0	0.0	0	0
9/18 @ Ten.	32	15	197	46.9	6.16	1	2	32	3/13	51.2	0	0	0.0	0	0
9/25 @ STL	48	27	389	56.3	8.10	3	0	74t	2/4	103.6	8	27	3.4	9	0
10/2 vs. NYJ	31	10	163	32.3	5.26	0	1	52	2/8	37.4	3	-3	-1.0	-1	0
10/16 vs. Hou.	33	20	305	60.6	9.24	0	1	56	2/16	78.5	3	-1	-0.3	1t	1
10/24 @ Jax.	38	21	137	55.3	3.61	1	1	20	3/25	61.0	0	0	0.0	0	0
10/30 vs. Ari.	51	31	336	60.8	6.59	0	1	37	3/38	72.0	4	15	3.8	10	0
11/6 @ Pit.	47	28	300	59.6	6.38	1	0	29	3/11	85.4	0	0	0.0	0	0
11/13 @ Sea.	52	29	255	55.8	4.90	1	1	19	1/8	67.4	2	8	4.0	6	0
11/20 vs. Cin.	27	17	270	63.0	10.00	2	1	49	1/2	105.5	3	-2	-0.7	0	0
11/24 vs. SF	23	15	161	65.2	7.00	1	0	22	0/0	100.1	6	2	0.3	6	0
12/4 @ Cle.	23	10	158	43.5	6.87	0	0	32	1/0	66.9	4	-1	-0.3	2	0
12/11 vs. Ind.	31	23	227	74.2	7.32	2	1	26	2/15	102.5	0	0	0.0	0	0
12/18 @ SD	34	23	226	67.6	6.65	2	2	36	5/40	81.2	1	12	12.0	12	0
12/24 vs. Cle.	24	11	132	45.8	5.50	2	1	42t	1/10	73.6	4	30	7.5	33	0
1/1/12 @ Cin.	19	15	130	78.9	6.84	1	0	39	1/4	112.7	1	1	1.0	1	0
<b>Totals</b>	<b>542</b>	<b>312</b>	<b>3,610</b>	<b>57.6</b>	<b>6.66</b>	<b>20</b>	<b>12</b>	<b>74t</b>	<b>31/203</b>	<b>80.9</b>	<b>39</b>	<b>88</b>	<b>2.3</b>	<b>33</b>	<b>1</b>
<b>Playoffs</b>															
1/15/12 vs. Hou.	27	14	176	51.9	6.52	2	0	30	5/36	97.1	2	-1	-0.5	-1	0
1/22/12 @ NE	36	22	306	61.1	8.50	2	1	42	3/24	95.1	4	27	6.8	14	0
<b>Totals</b>	<b>63</b>	<b>36</b>	<b>482</b>	<b>57.1</b>	<b>7.65</b>	<b>4</b>	<b>1</b>	<b>42</b>	<b>8/60</b>	<b>96.1</b>	<b>6</b>	<b>26</b>	<b>4.3</b>	<b>14</b>	<b>0</b>





# 5 JOE FLACCO

## 2010

### GAME-BY-GAME

#### RAVENS

Date/Opp.	PASSING										RUSHING				
	Att.	Comp.	Yards	Comp%	Yds/Att	TD	INT	LG	Sack/Lost	Rating	No.	Yards	Avg.	LG	TD
9/13 @ NYJ	38	20	248	52.6	6.53	0	1	38	2/15	62.2	4	2	0.5	1	0
9/19 @ Cin.	39	17	154	43.6	3.95	1	4	31	1/4	23.8	3	9	3.0	8	0
9/26 vs. Cle.	31	22	262	71.0	8.45	3	0	34	0/0	128.7	4	-4	-1.0	-1	0
10/3 @ Pit.	37	24	256	64.9	6.92	1	1	40	1/6	82.7	2	1	0.5	2	0
10/10 vs. Den.	25	14	196	56.0	7.84	0	0	58	1/14	81.4	5	20	4.0	9	1
10/17 @ NE	35	27	285	77.1	8.14	2	0	25	3/7	119.3	2	5	2.5	5	0
10/24 vs. Buf.	31	16	250	51.6	8.06	3	0	36	2/21	111.0	2	-1	-0.5	0	0
11/7 vs. Mia.	27	20	266	74.1	9.85	2	0	34	4/23	129.6	4	7	1.8	7	0
11/11 @ Atl.	34	22	215	64.7	6.32	3	1	24	2/11	99.5	3	13	4.3	13	0
11/21 @ Car.	33	24	301	72.7	9.12	1	0	56t	3/23	110.8	1	0	0.0	0	0
11/28 vs. TB	35	25	289	71.4	8.26	2	1	65t	4/32	103.2	3	-2	-0.7	0	0
12/5 vs. Pit.	33	17	266	51.5	8.06	1	0	67	4/40	88.7	3	15	5.0	14	0
12/13 @ Hou.	33	22	235	66.7	7.12	2	0	26	5/45	107.5	0	0	0.0	0	0
12/19 vs. NO	20	10	172	50.0	8.60	2	0	42	3/24	112.9	1	2	2.0	2	0
12/26 @ Cle.	19	12	102	63.2	5.37	2	1	22	1/5	90.2	3	16	5.3	13	0
1/2/11 vs. Cin.	19	14	125	73.7	6.58	0	1	37	4/24	69.0	3	1	0.3	3	0
<b>Totals</b>	<b>489</b>	<b>306</b>	<b>3,622</b>	<b>62.6</b>	<b>7.41</b>	<b>25</b>	<b>10</b>	<b>67</b>	<b>40/294</b>	<b>93.6</b>	<b>43</b>	<b>84</b>	<b>2.0</b>	<b>14</b>	<b>1</b>
<b>Playoffs</b>															
1/9/11 @ KC	34	25	265	73.5	7.79	2	0	28	4/17	115.4	7	26	3.7	13	0
1/15/11 @ Pit.	30	16	125	53.3	4.17	1	1	21	5/34	61.1	2	-1	-0.5	0	0
<b>Totals</b>	<b>64</b>	<b>41</b>	<b>390</b>	<b>64.1</b>	<b>6.09</b>	<b>3</b>	<b>1</b>	<b>28</b>	<b>9/51</b>	<b>90.0</b>	<b>9</b>	<b>25</b>	<b>2.8</b>	<b>13</b>	<b>0</b>

## 2009

### GAME-BY-GAME

#### RAVENS

Date/Opp.	PASSING										RUSHING				
	Att.	Comp.	Yards	Comp%	Yds/Att	TD	INT	LG	Sack/Lost	Rating	No.	Yards	Avg.	LG	TD
9/13 vs. KC	43	26	307	60.5	7.14	3	1	31t	1/4	95.8	5	18	3.6	6	0
9/20 @ SD	26	17	190	65.4	7.31	2	1	27t	1/9	96.6	5	3	0.6	3	0
9/27 vs. Cle.	35	25	342	71.4	9.77	1	0	72t	1/9	111.8	2	5	2.5	3	0
10/4 @ NE	47	27	264	57.4	5.62	2	1	22	2/17	78.7	1	2	2.0	2	0
10/11 vs. Cin.	31	22	186	71.0	6.00	1	2	48t	2/11	70.1	1	9	9.0	9	0
10/18 @ Min.	43	28	385	65.1	8.95	2	0	63	3/18	109.2	0	0	0.0	0	0
11/1 vs. Den.	25	20	175	80.0	7.00	1	0	21	2/8	109.2	5	5	1.0	2	0
11/8 @ Cin.	32	18	195	56.3	6.09	0	2	35	4/35	48.3	2	3	1.5	2	0
11/16 @ Cle.	18	13	155	72.2	8.61	0	0	41	2/9	98.1	1	-6	-6.0	-6	0
11/22 vs. Ind.	35	23	256	65.7	7.31	0	1	45	0/0	75.4	2	-2	-1.0	0	0
11/29 vs. Pit.	35	23	289	65.7	8.26	1	0	54	5/28	100.8	1	-2	-2.0	-2	0
12/7 @ GB	36	15	137	41.7	3.81	1	3	23	3/18	27.2	3	16	5.3	10	0
12/13 vs. Det.	20	13	230	65.0	11.50	1	0	62t	0/0	120.8	1	2	2.0	2	0
12/20 vs. Chi.	29	21	234	72.4	8.07	4	0	32t	2/22	135.6	2	5	2.5	3	0
12/27 @ Pit.	25	13	166	52.0	6.64	2	1	30t	4/18	83.1	0	0	0.0	0	0
1/3/10 @ Oak.	19	11	102	57.9	5.37	0	0	23	4/12	72.7	4	-2	-0.5	1	0
<b>Totals</b>	<b>499</b>	<b>315</b>	<b>3,613</b>	<b>63.1</b>	<b>7.24</b>	<b>21</b>	<b>12</b>	<b>72t</b>	<b>36/218</b>	<b>88.9</b>	<b>35</b>	<b>56</b>	<b>1.6</b>	<b>10</b>	<b>0</b>
<b>Playoffs</b>															
1/10/10 @ NE	10	4	34	40.0	3.40	0	1	17	0/0	10.0	6	5	0.8	7	0
1/16/10 @ Ind.	35	20	189	57.1	5.40	0	2	27	1/6	48.4	1	2	2.0	2	0
<b>Totals</b>	<b>45</b>	<b>24</b>	<b>223</b>	<b>53.3</b>	<b>4.96</b>	<b>0</b>	<b>3</b>	<b>27</b>	<b>1/6</b>	<b>39.4</b>	<b>7</b>	<b>7</b>	<b>1.0</b>	<b>7</b>	<b>0</b>

## 2008

### GAME-BY-GAME

#### RAVENS

Date/Opp.	PASSING										RUSHING				
	Att.	Comp.	Yards	Comp%	Yds/Att	TD	INT	LG	Sack/Lost	Rating	No.	Yards	Avg.	LG	TD
9/7 vs. Cin.	29	15	129	51.7	4.45	0	0	15	0/0	63.7	4	37	9.3	38t	1
9/21 vs. Cle.	19	13	129	68.4	6.79	0	2	19	1/7	47.8	6	-2	-0.3	2	0
9/29 @ Pit.	31	16	192	51.6	6.19	1	0	35	5/52	81.7	2	-1	-0.5	0	0
10/5 vs. Ten.	27	18	153	66.7	5.67	0	2	22	0/0	50.4	2	4	2.0	2	0
10/12 @ Ind.	38	28	241	73.7	6.34	0	3	54	4/32	57.0	3	12	4.0	11	0
10/19 @ Mia.	23	17	232	73.9	10.10	1	0	40	2/14	120.2	3	2	0.7	2	0
10/26 vs. Oak.	24	12	140	50.0	5.83	1	0	70t	0/0	81.9	4	23	5.8	13	1
11/2 @ Cle.	29	17	248	58.6	8.55	2	0	47t	2/12	109.6	4	2	0.5	2	0
11/9 @ Hou.	23	15	185	65.2	8.04	2	0	43t	3/28	118.9	1	8	8.0	8	0
11/16 @ NYG	33	20	164	60.6	4.97	1	2	16	1/10	58.1	6	57	9.5	30	0
11/23 vs. Phi.	26	12	183	46.2	7.04	2	0	53t	3/45	95.5	5	3	0.6	5	0
11/30 @ Cin.	29	19	280	65.5	9.66	2	0	70t	2/8	119.9	3	15	5.0	11	0
12/7 vs. Was.	21	10	134	47.6	6.38	1	1	30	0/0	64.4	4	11	2.8	9	0
12/14 vs. Pit.	28	11	115	39.3	4.11	0	2	24	2/25	22.2	1	5	5.0	5	0
12/20 @ Dal.	25	17	149	68.0	5.96	1	0	23	5/26	96.9	4	4	1.0	14	0
12/28 vs. Jax.	23	17	297	73.9	12.90	0	0	48	2/17	115.8	0	0	0.0	0	0
<b>Totals</b>	<b>428</b>	<b>257</b>	<b>2,971</b>	<b>60.0</b>	<b>6.94</b>	<b>14</b>	<b>12</b>	<b>70t</b>	<b>32/276</b>	<b>80.3</b>	<b>52</b>	<b>180</b>	<b>3.5</b>	<b>38t</b>	<b>2</b>
<b>Playoffs</b>															
1/4/09 @ Mia.	23	9	135	39.1	5.87	0	0	31	0/0	59.1	5	8	1.6	5t	1
1/10/09 @ Ten.	22	11	161	50.0	7.32	1	0	48t	0/0	89.4	5	5	1.0	3	0
1/18/09 @ Pit.	30	13	141	43.3	4.70	0	3	22	3/16	18.2	2	-8	-4.0	0	0
<b>Totals</b>	<b>75</b>	<b>33</b>	<b>437</b>	<b>44.0</b>	<b>5.83</b>	<b>1</b>	<b>3</b>	<b>48t</b>	<b>3/16</b>	<b>50.8</b>	<b>12</b>	<b>5</b>	<b>0.4</b>	<b>5t</b>	<b>1</b>

# 5 JOE FLACCO

completions - (27 of 35) for 285 yards, 2 TDs and a 119.3 QB rating in **game 6 at NE (10/17)**...With his 285 yards, Flacco became the Ravens' all-time leading passer (7,985 yards in 38 career games), surpassing Kyle Boller (7,846)

- Led the Ravens to his sixth-career fourth-quarter or overtime comeback victory, throwing a TD pass to T.J. Houshmandzadeh with 32 seconds remaining for the 17-14 victory in **game 4 at Pit. (10/3)**...Completed 64.9% of his passes for 256 yards, 1 TD and 1 INT against the Steelers
- Started both postseason games and completed 64.1% of his passes (41 of 64) for 390 yards, 3 TDs and 1 INT for a 90.0 QB rating

**2009: (16/16, 2/2)** Became the fourth starting QB since the 1970 AFL-NFL merger to reach the playoffs in his first two NFL seasons (Ben Roethlisberger, Bernie Kosar and Dan Marino)...Named to *USA Today's* All-Joe Team (players who are critical to their team, but don't receive Pro Bowl nods)...Completed 315 of 499 passes (63.1%) for 3,613 yards and a 88.9 QB rating, while leading the Ravens to the playoffs for the second-consecutive season...Tallied three 300-yard passing games (fourth most in Ravens single-season history)

- Posted career highs in TDs (4) and QB rating (135.6), completing 72.4% of his passes (21 of 29) for 234 yards and no INTs in the 31-7 victory in **game 14 vs. Chi. (12/20)**
- Posted a then-career-high 120.8 QB rating, completing 13 of 20 attempts (65%) for 230 yards, 1 TD and no INTs in the 48-3 win in **game 13 vs. Det. (12/13)**...Led the Ravens on 7 scoring drives, including 5 for 60 yards or more against the Lions as part of a then-franchise-record 548 total yards
- Completed 20 of 25 passes, including his last 14, for a career-high and franchise-record-tying 80% completion

mark for 175 yards, 1 TD, no INTs and a 109.2 QB rating in the 30-7 victory in **game 7 vs. Den. (11/1)**...The 14 straight completions set a franchise record, breaking his own mark (12) at Ind. (10/5/08)...Led the Ravens in converting 11 of 18 third downs, including six in the second half against a Denver team that had only given up two (second half) in the previous six games

- Completed 65% of his passes, tying a then-career high with 28 completions (on 43 attempts) for a then-career-best 385 yards, 2 TDs and no INTs for a 109.2 QB rating in **game 6 at Min. (10/18)**
- Went 25 of 35 passing (71.4%) for a then-career-high 342 yards, including a then-career-long 72-yard TD strike to WR Derrick Mason, as part of 479 yards racked up by the Ravens' offense in **game 3 vs. Cle. (9/27)**

**2008: (16/16, 3/3)** Earned the 2008 Diet Pepsi Rookie of the Year Award (*NFL.com* fan vote), connecting on 60% of his passes (257 of 428) for 2,971 yards, 14 TDs and 12 INTs for an 80.3 rating...Also rushed 52 times for 180 yards and 2 TDs, including a career-long 38-yard TD scamper...Also pulled in a 43-yard reception from Troy Smith while leading the Ravens to an 11-5 record...Became the first rookie QB in NFL history to win two playoff games, leading the Ravens to their first AFC Championship game since 2000...Finished the postseason 33 of 75 for 437 yards, 1 TD and 3 INTs...Also rushed 12 times for 5 yards, including a 5-yard TD, during the playoffs...Posted an 89.4 QB rating, completing 11 of 22 for 161 yards and his first-career playoff TD pass and no INTs in the **Divisional Playoff at Ten. (1/10/09)**

- Connected on 73.9% of his passes (17 of 23) for 297 yards, earning AFC Rookie of the Week honors after posting a 115.8 QB rating in the 27-7 win in **game 16 vs. Jax. (12/28)**

## SUPER BOWL XLVII MVP

Super Bowl XLVII MVP QB Joe Flacco was masterful during the Ravens' 2012 playoff run, completing 73 of 126 passes for 1,140 yards, 11 TDs and 0 INTs to produce a 117.2 passer rating. Flacco joined Hall of Fame QB Joe Montana (1989) as the only players to produce 11 TDs and 0 INTs during an NFL postseason.

### JOE FLACCO STATISTICS / 2012 PLAYOFFS (Game-By-Game Totals)

Game (Opp./Rd.)	Cmp-Att	Pct.	Yards	TD	INT	Rate
1/06/13 vs. Ind. (WC)	12-23	52.2	282	2	0	125.6
1/12/13 at Den. (Div.)	18-34	52.9	331	3	0	116.2
1/20/13 at NE (AFC)	21-36	58.3	240	3	0	106.3
2/03/13 at SF (SB)	22-33	66.6	287	3	0	124.2
<b>Totals (Record: 4-0)</b>	<b>73-126</b>	<b>57.9</b>	<b>1,140</b>	<b>11</b>	<b>0</b>	<b>117.2</b>

#### Flacco Quick Hits:

- In his final six games of 2012 (including playoffs), Flacco was 102-of-170 for 1,483 yards, 13 TDs and 0 INTs (113.9 QB rating).
- To close out the 2012 season, Flacco did not throw an INT (from 12/16/12 vs. Denver), a streak of 195 passes without a pick.
- Flacco, Joe Montana (1989) and Kurt Warner (2008) are the only QBs in NFL history to throw 11 TDs in a single postseason. Neither Flacco nor Montana threw an INT in their postseasons.

# 5 JOE FLACCO

## GAME-WINNING DRIVES (17 REGULAR SEASON, 2 PLAYOFFS)

### FLACCO'S CAREER GAME-WINNING DRIVES IN FOURTH QUARTER OR OVERTIME (19 TOTAL)

DATE/OPP.	DRIVE LENGTH	SCORING PLAY	TIME LEFT	SCORE
11/2/08 at Cle.	5 plays, 59 yards in 1:54	Stover 22-yard field goal	5:36	30-27
1/10/09 at Ten. (Div.)	9 plays, 51 yards in 3:30	Stover 43-yard field goal	0:53	13-10
9/13/09 vs. KC	8 plays, 74 yards in 3:15	Clayton 31-yard pass from Flacco	2:06	38-24
11/29/09 vs. Pit.	6 plays, 17 yards in 3:23	Cundiff 29-yard field goal	6:42 (OT)	20-17
9/26/10 vs. Cle.	10 plays, 69 yards in 5:41	Boldin 27-yard pass from Flacco	9:13	21-17
10/3/10 at Pit.	4 plays, 40 yards in 0:36	Houshmandzadeh 18-yard pass from Flacco	0:32	17-14
10/24/10 vs. Buf.	4 plays, 9 yards in 1:58	Cundiff 38-yard field goal	10:54 (OT)	37-34
12/19/10 vs. NO	5 plays, 66 yards in 1:31	Cundiff 32-yard field goal	10:03	27-24 (30-24 final)
10/30/11 vs. Ari.	5 plays, 37 yards in 0:52	Cundiff 25-yard field goal	0:00	30-27
11/6/11 at Pit.	13 plays, 92 yards in 2:16	T. Smith 26-yard pass from Flacco	0:08	23-20
11/24/11 vs. SF	16 plays, 76 yards in 7:34	Pitta 8-yard pass from Flacco	14:56	13-6 (16-6 final)
9/23/12 vs. NE	7 plays, 70 yards in 1:55	Tucker 27-yard field goal	0:00	31-30
11/04/12 at Cle.	9 plays, 81 yards in 4:22	T. Smith 19-yard pass from Flacco	4:26	22-15 (25-15 final)
11/25/12 at SD	12 plays, 40 yards in 3:09	Tucker 38-yard field goal	0:00	13-13
	12 plays, 69 yards in 3:49	Tucker 38-yard field goal	1:07 (OT)	16-13
1/12/13 at Den. (Div.)	3 plays, 77 yards in :38	J. Jones 70-yard pass from Flacco	0:31	35-35
	6 plays, 16 yards in 2:33	Tucker 47-yard field goal	13:18 (2OT)	38-35
10/06/13 at Mia.	7 plays, 34 yards in 2:25	Tucker 44-yard field goal	1:42	26-23
11/10/13 vs. Cin.	8 plays, 28 yards in 4:34	Tucker 46-yard field goal	5:27 (OT)	20-17
12/8/13 vs. Min.	5 plays, 80 yards in 0:41	M. Brown 9-yard pass from Flacco	0:04	29-26
12/16/13 at Det.	7 plays, 24 yards in 1:43	Tucker 61-yard field goal	0:38	18-16

- Started his first-career NFL game and led the Ravens to a 17-10 win by completing 15 of 29 attempts for 129 yards in **game 1 vs. Cin. (9/7)**...Flacco also rushed 4 times for 37 yards, including his first-career rushing TD on a career-long 38-yard run against the Bengals...The scoring run was the longest in NFL history by a QB making his debut

**COLLEGE:** Earned first-team All-American honors from *The NFL Draft Report* and *Pro Football Weekly* as a senior... Started all 26 games in which he played at Delaware after transferring from Pittsburgh...In two seasons, Flacco set 20 Delaware records, including career marks for completions (595) and attempts (938) and season records for completions (331), attempts (521) and yards (4,263)...Also left Delaware holding career marks for yards passing per game (284.2), 200-yard passing games (21), consecutive 200-yard passing games (15), 300-yard passing games (11), 200-yard passing games in a season (13), 300-yard passing games in a season (7), total plays (585), total offense (4,285) and total offense per game (285.7)...Also set single-game records for completions (40) and attempts (51), consecutive pass attempts without an INT (212), yards passing per game (271.0), pass completion percentage (.634), and total offense per game (273.9)... Finished his career ranked No. 2 all-time at Delaware in career passing yards (7,046)...Also tossed 41 TDs against just

15 INTs and rushed for 76 yards and 9 TDs for the Blue Hens... Finished Delaware career as one of three QBs in Atlantic 10 Conference/CAA history to throw for at least 4,000 yards in a single season...Named ECAC All-East Player of the Year and CAA co-Offensive Player of the Year in 2007...Was also an All-Eastern College Athletic Conference and All-Colonial Athletic Association first-team pick after leading his team to a 11-4 record and a berth in the NCAA Division I Football Championship Subdivision National Championship game... Started all 15 games and connected on 331 of 521 passes (63.5%) for a school-record 4,263 yards, 23 TDs and just 5 INTs...Posted two 400-yard performances as a senior...Threw a school-record 212 straight passes without an INT to close out his career...Threw for a career-high 434 yards and 4 TDs on 30-of-41 passing against Navy...Earned the starting job at QB and started all 11 games, throwing for 2,783 yards and 18 TDs on 264-of-417 passing after transferring from Pittsburgh as a junior in 2006...Participated in fall drills after transferring from Pittsburgh in August, but did not see game action in 2005... Saw action in three games as a backup QB and completed 1 of 4 passes for 11 yards for Pittsburgh in 2004...Played in the fourth quarter against South Florida, completing 1 of 4 passes for 11 yards...Redshirted as a freshman at Pittsburgh in 2003... Majored in accounting.



# 5 JOE FLACCO

**HIGH SCHOOL, PERSONAL:** Prepped at Audubon (NJ) HS and was a two-time New Jersey All-Group II, first-team All-South Jersey and All-Colonial Conference honoree...Named the Colonial Conference Athlete of the Year and South Jersey Touchdown Club Offensive Back of the Year as a senior in 2002...Was a three-year starter at QB, throwing for 5,137 yards (fourth-most in South Jersey history)...Threw for 2,020 yards as a senior, including a single-game South Jersey record of 471... Was a South Jersey Touchdown Club first-team All-Academic honoree and the *Courier Post* Scholar Athlete of the Year... Also played basketball and baseball, leading his team to the state baseball title...Flacco's father, Stephen, played football and baseball at the University of Pennsylvania (1979-83)...His brother, Mike, was drafted by the Orioles in the 31st round of the 2009 MLB Draft...Brother, John, is a senior safety at Stanford...Married his high school sweetheart, Dana Grady, in June 2011...Joe and Dana have 2 sons, Stephen (2) and Daniel, who was born two hours before the kickoff of the Ravens' Week 2 14-6 victory vs. Cle. (9/15/13).

**COMMUNITY:** Serves as a spokesperson for the Baltimore Humane Society to help save the lives of pets in peril...Has provided substantial support to Special Olympics Maryland (SOMD), a nonprofit that provides year-round sports training and athletic competition in a variety of Olympic-type sports for children and adults with intellectual disabilities...Participated in the Polar Bear Plunge (2009-2011) and has encouraged others to take the plunge through public service announcements... Has attended the Special Olympics Maryland Summer Games Kickoff in June...In 2010, visited with SOMD athletes at the Ravens' flag football exhibition...Filmed a public service announcement in Aug. 2013 in support of the Cystic Fibrosis Foundation, his niece, Chelsea, was born with cystic fibrosis... In Oct. 2012, Flacco and teammates visited with patients at Franklin Square Medical Center who were undergoing treatment for breast cancer...Players signed autographs and distributed pink footballs and hats... Supports Ravens players' charitable outreach, including the Lardarius Webb Charity Softball Game, Vonta Leach's Celebrity Billiards Tournament and Jameel McClain's Thanksgiving Dinner at the Salvation Army...Also, annually supports Ravens' team events, including the Union Memorial Hospital visit (2010), Helping Up Mission coat distribution to homeless men (2010) and the All Community Team Auction Party (2009, 2011, 2012).

## REGULAR SEASON

Year	Team	GP	GS	PASSING										RUSHING				
				Att.	Comp.	Yards	Comp%	Yds/Att	TD	INT	LG	Sack/Lost	Rating	No.	Yards	Avg.	LG	TD
2008	Baltimore	16	16	428	257	2,971	60.0	6.94	14	12	70t	32/276	80.3	52	180	3.5	38t	2
2009	Baltimore	16	16	499	315	3,613	63.1	7.24	21	12	72t	36/218	88.9	35	56	1.6	10	0
2010	Baltimore	16	16	489	306	3,622	62.6	7.41	25	10	67	40/294	93.6	43	84	2.0	14	1
2011	Baltimore	16	16	542	312	3,610	57.6	6.66	20	12	74t	31/203	80.9	39	88	2.3	33	1
2012	Baltimore	16	16	531	317	3,817	59.7	7.19	22	10	61t	35/227	87.7	32	22	0.7	16	3
2013	Baltimore	16	16	614	362	3,912	59.0	6.37	19	22	74	48/324	73.1	27	131	4.9	22	1
<b>Totals</b>		<b>96</b>	<b>96</b>	<b>3,103</b>	<b>1,869</b>	<b>21,545</b>	<b>60.2</b>	<b>6.94</b>	<b>121</b>	<b>78</b>	<b>74t</b>	<b>222/1,542</b>	<b>83.7</b>	<b>228</b>	<b>561</b>	<b>2.5</b>	<b>38t</b>	<b>8</b>

## CAREER SINGLE-GAME HIGHS (REGULAR SEASON)

**Most Attempts:** 62 (9/5/13 at Den.)  
**Most Completions:** 34 (9/5/13 at Den.)

**Most Yards Passing:** 389 (9/25/11 at STL)  
**Most Touchdowns:** 4 (12/20/09 vs. Chi.)

**Longest Gain:** 74 2 times (last: 9/29/13 at Buf.)

**300-yard Passing Games:** 16 (last: 342 yards, 10/13/13 vs. GB)

**Additional Statistics:** Has 2 receptions for 35 yards (had 1 reception for a career-long 43 yards vs. Oak. 10/26/08)

## POSTSEASON

Year	Team	GP	GS	PASSING										RUSHING				
				Att.	Comp.	Yards	Comp%	Yds/Att	TD	INT	LG	Sack/Lost	Rating	No.	Yards	Avg.	LG	TD
2008	Baltimore	3	3	75	33	437	44.0	5.83	1	3	48t	3/16	50.8	12	5	0.4	5t	1
2009	Baltimore	2	2	45	24	223	53.3	4.96	0	3	27	1/6	39.4	7	7	1.0	7	0
2010	Baltimore	2	2	64	41	390	64.1	6.09	3	1	28	9/51	90.0	9	25	2.8	13	0
2011	Baltimore	2	2	63	36	482	57.1	7.65	4	1	42	8/60	96.1	6	26	4.3	14	0
2012	Baltimore	4	4	126	73	1,140	57.9	9.05	11	0	70t	6/38	117.2	8	16	2.0	14	0
<b>Totals</b>		<b>13</b>	<b>13</b>	<b>373</b>	<b>207</b>	<b>2,672</b>	<b>55.5</b>	<b>7.16</b>	<b>19</b>	<b>8</b>	<b>70t</b>	<b>27/171</b>	<b>86.2</b>	<b>42</b>	<b>79</b>	<b>1.9</b>	<b>14</b>	<b>1</b>



BALTIMORE  
RAVENS

29

JUSTIN FORSETT  
RUNNING BACK | 5-8 | 197

COLLEGE: California HS: Grace Preparatory Academy (Arlington, TX)

BORN: 10/14/85, Lakeland, FL

EXP. (NFL/RAVENS): 7/1 GP/GS (PLAYOFFS): 87/7 (2/1)

## TRANSACTIONS

Justin Forsett signed with the Ravens (one-year contract) on 4/4/14...Waived by Jacksonville on 3/11/14...Signed by the Jaguars on 3/15/13...Signed with the Texans as an unrestricted free agent on 6/4/12...Signed to Seattle's active roster from their practice squad on 10/14/08...Signed to the Seahawks' practice squad on 10/9/08...Released by Indianapolis on 10/7/08...Assigned to the Colts from waivers on 9/11/08...Waived by Seattle on 9/9/08...Originally selected by the Seahawks in the seventh round (233rd overall) of the 2008 NFL Draft.

## CAREER

- Enters 2014 with 347 rushing attempts for 1,692 yards (4.9 avg.) and 8 TDs, adding 115 receptions for 850 yards and 1 TD
- Has 39 KORs for 894 yards and 46 PRs for 372 yards entering 2014
- Recorded career highs in rushing yards (619), rushing TDs (4), receptions (41), receiving yards (350) and receiving TDs (1) while with the Seahawks in 2009
- Posted career highs with 22 rushing attempts for 130 yards and 2 TDs while with the Seahawks at STL (11/29/09)



**2013: (with Jacksonville – 9/0)** Carried the ball 6 times for 31 yards (5.2 avg.), recorded 15 receptions for 82 yards and had 1 KOR for 21 yards before missing seven games due to a foot injury...Was placed on Injured Reserve (foot) on 12/9

- Carried the ball 2 times for 19 yards and pulled in 1 reception for 10 yards in **game 7 vs. SD (10/20)**

**2012: (with Houston – 16/0)** Carried the ball 63 times for 374 yards (5.9 avg.) and 1 TD, including a career-long 81-yard TD run...Also netted 3 receptions for 38 yards and recorded 1 KOR for 11 yards

- Toted the ball a season-high 14 times for 63 yards in **game 12 at Ten. (12/2)**
- Carried the ball 5 times for 87 yards, including a career-long 81-yard TD run, in **game 11 at Det. (11/22)**

**2011: (with Seattle – 16/0)** Rushed 46 times for 145 yards and 1 TD and posted 23 receptions for 128 yards

- Carried the ball 4 times for 31 yards (7.8 avg.), including a 22-yard TD jaunt in **game 10 at STL (11/20)**

**2010: (with Seattle – 16/5, 2/0)** Started a career-high five games, carrying the ball a career-high 118 times for 523 yards, including 2 TDs, and catching 33 receptions for 252 yards

- Rushed 10 times for 67 yards (6.7 avg.) and 1 TD in **game 5 at Chi. (11/17)**
- Posted 17 carries for 63 yards and grabbed 3 receptions for 31 yards in **game 3 vs. SD (9/26)**
- Carried the ball 8 times for 29 yards and caught 5 receptions for 37 yards in two postseason contests

**2009: (with Seattle – 16/2)** Recorded career highs in rushing yards (619), rushing TDs (4), receptions (41), receiving yards (350), long reception (47) and receiving TDs (1)...Also logged career highs in KORs (18 - tied), KOR yards (432) and KOR avg. (24.0) as well as posting 16 PRs for 92 yards

- Posted single-game career highs in rushing attempts (22) and rushing yards (130) in **game 11 at STL (11/29)**
- Recorded career highs in receptions (8), receiving yards (80) and long reception (47) in **game 10 at Min. (11/22)**
- Rushed 17 times for 123 yards (7.2 avg.) and netted 5 receptions for 26 yards in **game 9 at Ari. (11/15)**

**2008: (with Indianapolis/Seattle – 14/0)** Posted career highs in PRs (27) and PR yards (263), as well as recording 18 KORs for 422 yards, including a long of 32...His 9.7 average on 27 PRs was second among all NFL rookies

- Had 5 KORs for 115 yards (23.0 avg.) and had 1 PR for 6 yards in **game 4 at Hou. (10/5)**

**COLLEGE:** Saw action in 49 games (18 starts) at California, where he finished his career ranked third in school history with 3,220 yards rushing and fourth with 26 rushing TDs, carrying the ball 567 times for a 5.7 ypc average...He also caught 41 passes for 386 yards (9.4 avg.) and 1 TD, adding 162 yards on 10 KORs (16.2 avg.) and recovered a blocked punt for a TD...Also recorded 7 tackles (6 solo) on special teams...Earned All-PAC-10 first-team honors after starting 13 games as a senior in 2007, carrying the ball 305 times for 1,546 yards and a PAC-10-leading 15 TDs.

# 29 JUSTIN FORSETT

**HIGH SCHOOL, PERSONAL:** Attended Grace Prep (Arlington, TX) Academy as a junior and senior and led the Academy to back-to-back state championships in the Texas private school division...Earned Class 4A first-team All-State and Most Valuable Player honors as a senior...Was a member of *The Dallas Morning News'* All-Area Top 100 team and

participated in the Texas All-Star Game, earning MVP accolades in that contest...Forsett scored 63 TDs and rushed for nearly 5,000 yards during his final two seasons... Also lettered in basketball and track at Grace Prep...Spent his freshman and sophomore years at Polk (Mulberry, FL) HS before his family moved to Texas.

## 2013

### GAME-BY-GAME OFFENSE

JAGUARS Date/Opp.	RUSHING					RECEIVING				
	No.	Yds.	Avg.	LG	TD	No.	Yds.	Avg.	LG	TD
9/8 vs. KC	1	7	7.0	7	0	4	22	5.5	8	0
9/15 @ Oak.	0	0	0.0	0	0	1	7	7.0	7	0
9/22 @ Sea.	0	0	0.0	0	0	0	0	0.0	0	0
9/29 vs. Ind.	1	3	3.0	3	0	2	10	5.0	12	0
10/6 @ STL	1	2	2.0	2	0	0	0	0.0	0	0
10/13 @ Den.	1	0	0.0	0	0	3	18	6.0	14	0
10/20 vs. SD	2	19	9.5	10	0	1	10	10.0	10	0
10/27 vs. SF	0	0	0.0	0	0	3	6	2.0	5	0
11/10 @ Ten.	ACTIVE, BUT DID NOT PLAY									
11/17 vs. Ari.	ACTIVE, BUT DID NOT PLAY									
11/24 @ Hou.	0	0	0.0	0	0	1	9	9.0	9	0
12/1 @ Cle.	INACTIVE - FOOT									
12/5 vs. Hou.	INACTIVE - FOOT									
12/15 vs. Buf.	INJURED RESERVE - FOOT									
12/22 vs. Ten.	INJURED RESERVE - FOOT									
12/29 @ Ind.	INJURED RESERVE - FOOT									
<b>Totals</b>	<b>6</b>	<b>31</b>	<b>5.2</b>	<b>10</b>	<b>0</b>	<b>15</b>	<b>82</b>	<b>5.5</b>	<b>14</b>	<b>0</b>

## 2012

### GAME-BY-GAME OFFENSE

TEXANS Date/Opp.	RUSHING					RECEIVING				
	No.	Yds.	Avg.	LG	TD	No.	Yds.	Avg.	LG	TD
9/9 vs. Mia.	0	0	0.0	0	0	0	0	0.0	0	0
9/16 @ Jax.	6	35	5.8	14	0	0	0	0.0	0	0
9/23 @ Den.	0	0	0.0	0	0	0	0	0.0	0	0
9/30 vs. Ten.	0	0	0.0	0	0	0	0	0.0	0	0
10/8 @ NYJ	4	6	1.5	5	0	0	0	0.0	0	0
10/14 vs. GB	7	47	6.7	17	0	1	18	18.0	18	0
10/21 vs. Bal.	6	32	5.3	11	0	0	0	0.0	0	0
11/4 vs. Buf.	6	7	1.2	6	0	0	0	0.0	0	0
11/11 @ Chi.	4	27	6.8	25	0	0	0	0.0	0	0
11/18 vs. Jax.	7	59	8.4	30	0	1	6	6.0	6	0
11/22 @ Det.	5	87	17.4	81t	1	0	0	0.0	0	0
12/2 @ Ten.	14	63	4.5	14	0	0	0	0.0	0	0
12/10 @ NE	3	7	2.3	5	0	1	14	14.0	14	0
12/16 vs. Ind.	0	0	0.0	0	0	0	0	0.0	0	0
12/23 vs. Min.	1	4	4.0	4	0	0	0	0.0	0	0
12/30 @ Ind.	0	0	0.0	0	0	0	0	0.0	0	0
<b>Totals</b>	<b>63</b>	<b>374</b>	<b>5.9</b>	<b>81t</b>	<b>1</b>	<b>3</b>	<b>38</b>	<b>12.7</b>	<b>18</b>	<b>0</b>

## 2011

### GAME-BY-GAME OFFENSE

SEAHAWKS Date/Opp.	RUSHING					RECEIVING				
	No.	Yds.	Avg.	LG	TD	No.	Yds.	Avg.	LG	TD
9/11 @ SF	3	3	1.0	3	0	3	8	2.7	8	0
9/18 @ Pit.	3	10	3.3	8	0	3	20	6.7	10	0
9/25 vs. Ari.	1	0	0.0	0	0	1	1	1.0	1	0
10/2 vs. Atl.	3	11	3.7	8	0	3	30	10.0	18	0
10/9 @ NYG	4	9	2.3	4	0	0	0	0.0	0	0
10/23 @ Cle.	8	23	2.9	8	0	0	0	0.0	0	0
10/30 vs. Cin.	0	0	0.0	0	0	1	13	13.0	13	0
11/6 @ Dal.	2	8	4.0	9	0	2	14	7.0	13	0
11/13 vs. Bal.	1	3	3.0	3	0	0	0	0.0	0	0
11/20 @ STL	4	31	7.8	22t	1	1	2	2.0	2	0
11/27 vs. Was.	1	1	1.0	1	0	1	1	1.0	1	0
12/1 vs. Phi.	2	5	2.5	6	0	0	0	0.0	0	0
12/12 vs. STL	1	8	8.0	8	0	2	14	7.0	11	0
12/18 @ Chi.	6	12	2.0	9	0	1	9	9.0	9	0
12/24 vs. SF	1	5	5.0	5	0	2	20	10.0	12	0
1/1/12 @ Ari.	6	16	2.7	13	0	3	-4	-1.3	3	0
<b>Totals</b>	<b>46</b>	<b>145</b>	<b>3.2</b>	<b>22t</b>	<b>1</b>	<b>23</b>	<b>128</b>	<b>5.6</b>	<b>18</b>	<b>0</b>

## 2010

### GAME-BY-GAME OFFENSE

SEAHAWKS Date/Opp.	RUSHING					RECEIVING				
	No.	Yds.	Avg.	LG	TD	No.	Yds.	Avg.	LG	TD
9/12 vs. SF	7	43	6.1	32	0	3	17	5.7	9	0
9/19 @ Den.	8	44	5.5	19	0	1	8	8.0	8	0
9/26 vs. SD	17	63	3.7	28	0	3	31	10.3	13	0
10/3 @ STL	19	65	3.4	12	0	2	10	5.0	5	0
10/17 @ Chi.	10	67	6.7	13	1	1	9	9.0	9	0
10/24 vs. Ari.	9	41	4.6	14	0	2	31	15.5	21	0
10/31 @ Oak.	5	11	2.2	5	0	3	26	8.7	13	0
11/7 vs. NYG	1	-1	-1.0	-1	0	1	5	5.0	5	0
11/14 @ Ari.	9	64	7.1	29	1	3	31	10.3	13	0
11/21 @ NO	8	10	1.3	9	0	5	33	6.6	11	0
11/28 vs. KC	3	2	0.7	4	0	1	8	8.0	8	0
12/5 vs. Car.	6	60	10.0	31	0	0	0	0.0	0	0
12/12 @ SF	3	5	1.7	4	0	1	9	9.0	9	0
12/19 vs. Atl.	2	9	4.5	9	0	2	7	3.5	4	0
12/26 @ TB	8	12	1.5	5	0	2	5	2.5	9	0
1/2/11 vs. STL	3	28	9.3	21	0	3	22	7.3	13	0
<b>Totals</b>	<b>118</b>	<b>523</b>	<b>4.4</b>	<b>32</b>	<b>2</b>	<b>33</b>	<b>252</b>	<b>7.6</b>	<b>21</b>	<b>0</b>
<b>Playoffs</b>										
1/8/11 vs. NO	4	20	5.0	7	0	2	12	6.0	9	0
1/16/11 @ Chi.	4	9	2.3	8	0	3	25	8.3	16	0
<b>Totals</b>	<b>8</b>	<b>29</b>	<b>3.6</b>	<b>8</b>	<b>0</b>	<b>5</b>	<b>37</b>	<b>7.4</b>	<b>16</b>	<b>0</b>

## HISTORY OF HOME DOMINANCE

Simply put, the Ravens have been dominant at home since the day they arrived in Baltimore. Below are the Ravens' respective home records and corresponding NFL rankings during several periods.

### RAVENS HOME RECORDS / NFL RANKINGS

Time Period (Milestone)	Record	NFL Rank
Since 2010 (Past Four Seasons)	27-5	2
Since 2008 (John Harbaugh Arrival)	39-9	2
Since 2000 (Super Bowl Season)	85-27	2
Since 1998 (M&T Bank Stadium Opened)	93-35	2
Since 1996 (Team's Inception)	100-43-1	4t



# 29 JUSTIN FORSETT

## 2009

### GAME-BY-GAME OFFENSE

Date/Opp.	RUSHING					RECEIVING				
	No.	Yds.	Avg.	LG	TD	No.	Yds.	Avg.	LG	TD
9/13 vs. STL	3	17	5.7	8	0	0	0	0.0	0	0
9/20 @ SF	5	35	7.0	14	0	6	57	9.5	19	0
9/27 vs. Chi.	2	4	2.0	3	0	0	0	0.0	0	0
10/4 @ Ind.	0	0	0.0	0	0	3	8	2.7	6	0
10/11 vs. Jax.	6	43	7.2	22	0	0	0	0.0	0	0
10/18 vs. Ari.	2	4	2.0	5	0	1	16	16.0	16	0
11/1 @ Dal.	1	6	6.0	6	0	1	14	14.0	14	0
11/8 vs. Det.	1	14	14.0	14	0	5	45	9.0	12	0
11/15 @ Ari.	17	123	7.2	24	1	5	26	5.2	11	0
11/22 @ Min.	8	9	1.1	9	1	8	80	10.0	47	0
11/29 @ STL	22	130	5.9	26	2	0	0	0.0	0	0
12/6 vs. SF	5	9	1.8	5	0	3	25	8.3	15	1
12/13 @ Hou.	9	26	2.9	9	0	4	47	11.8	42	0
12/20 vs. TB	9	55	6.1	35	0	2	14	7.0	10	0
12/27 @ GB	14	70	5.0	16	0	1	4	4.0	4	0
1/3/10 vs. Ten.	10	74	7.4	24	0	2	14	7.0	10	0
<b>Totals</b>	<b>114</b>	<b>619</b>	<b>5.4</b>	<b>35</b>	<b>4</b>	<b>41</b>	<b>350</b>	<b>8.5</b>	<b>47</b>	<b>1</b>

## 2008

### GAME-BY-GAME OFFENSE

Date/Opp.	RUSHING					RECEIVING				
	No.	Yds.	Avg.	LG	TD	No.	Yds.	Avg.	LG	TD
9/7 @ Buf.	INACTIVE					--	--	--	--	--
9/14 @ Min.	0	0	0.0	0	0	0	0	0.0	0	0
9/21 vs. Jax.	0	0	0.0	0	0	0	0	0.0	0	0
10/5 @ Hou.	0	0	0.0	0	0	0	0	0.0	0	0
10/12 vs. GB	PRACTICE SQUAD					--	--	--	--	--
10/19 @ TB	0	0	0.0	0	0	0	0	0.0	0	0
10/26 @ SF	0	0	0.0	0	0	0	0	0.0	0	0
11/2 vs. Phi.	0	0	0.0	0	0	0	0	0.0	0	0
11/9 @ Mia.	0	0	0.0	0	0	0	0	0.0	0	0
11/16 vs. Ari.	0	0	0.0	0	0	0	0	0.0	0	0
11/23 vs. Was.	0	0	0.0	0	0	0	0	0.0	0	0
11/27 @ Dal.	0	0	0.0	0	0	0	0	0.0	0	0
12/7 vs. NE	0	0	0.0	0	0	0	0	0.0	0	0
12/14 @ STL	0	0	0.0	0	0	0	0	0.0	0	0
12/21 vs. NYJ	0	0	0.0	0	0	0	0	0.0	0	0
12/28 @ Ari.	0	0	0.0	0	0	0	0	0.0	0	0
<b>Totals</b>	<b>0</b>	<b>0</b>	<b>0.0</b>	<b>0</b>	<b>0</b>	<b>0</b>	<b>0</b>	<b>0.0</b>	<b>0</b>	<b>0</b>

## REGULAR SEASON

Year	Team	GP	GS	RUSHING					RECEIVING				
				No.	Yards	Avg.	LG	TD	No.	Yards	Avg.	LG	TD
2008	Sea./Ind.	14	0	0	0	0.0	0	0	0	0	0.0	0	0
2009	Seattle	16	2	114	619	5.4	35	4	41	350	8.5	47	1
2010	Seattle	16	5	118	523	4.4	32	2	33	252	7.6	21	0
2011	Seattle	16	0	46	145	3.2	22t	1	23	128	5.6	18	0
2012	Houston	16	0	63	374	5.9	81t	1	3	38	12.7	18	0
2013	Jacksonville	9	0	6	31	5.2	10	0	15	82	5.5	14	0
<b>Totals</b>		<b>87</b>	<b>7</b>	<b>347</b>	<b>1,692</b>	<b>4.9</b>	<b>81t</b>	<b>8</b>	<b>115</b>	<b>850</b>	<b>7.4</b>	<b>47</b>	<b>1</b>

## CAREER SINGLE-GAME HIGHS (REGULAR SEASON)

### RUSHING

#### Carries:

22 (11/29/09 at STL)

#### Yardage:

130 (11/29/09 at STL)

#### Long Gain:

81t (11/22/12 at Det.)

#### Touchdowns:

2 (11/29/09 at STL)

### RECEIVING

#### Receptions:

8 (11/22/09 at Min.)

#### Yardage:

80 (11/22/09 at Min.)

#### Long Gain:

47 (11/22/09 at Min.)

#### Touchdowns:

1 (12/6/09 vs. SF)

100-yard Rushing Games: 2 (last: 130 yards, 11/29/09 at STL)

## KICKOFF RETURNS

Year	Team	GP	GS	KICKOFF RETURNS					PUNT RETURNS					
				No.	Yards	Avg.	LG	TD	No.	FC	Yards	Avg.	LG	TD
2008	Sea./Ind.	14	0	18	422	23.4	32	0	27	10	263	9.7	29	0
2009	Seattle	16	2	18	432	24.0	46	0	16	9	92	5.8	20	0
2010	Seattle	16	5	1	8	8.0	8	0	3	0	17	5.7	12	0
2011	Seattle	16	0	1	11	11.0	11	0	0	0	0	0.0	0	0
2013	Jacksonville	9	0	1	21	21.0	21	0	0	0	0	0.0	0	0
<b>Totals</b>		<b>87</b>	<b>7</b>	<b>39</b>	<b>894</b>	<b>22.9</b>	<b>46</b>	<b>0</b>	<b>46</b>	<b>19</b>	<b>372</b>	<b>8.1</b>	<b>29</b>	<b>0</b>

## POSTSEASON

Year	Team	GP	GS	RECEIVING					RUSHING				
				No.	Yards	Avg.	LG	TD	No.	Yards	Avg.	LG	TD
2010	Seattle	2	0	8	29	3.6	8	0	5	37	7.4	16	0
<b>Totals</b>		<b>2</b>	<b>0</b>	<b>8</b>	<b>29</b>	<b>3.6</b>	<b>8</b>	<b>0</b>	<b>5</b>	<b>37</b>	<b>7.4</b>	<b>16</b>	<b>0</b>

## GROUND GAME GRIT

During the John Harbaugh Era (since 2008), Baltimore has rushed for a strong 149.4 yards per game in December/January and has allowed a stout 95.7 rushing yards per game in those months.

### RUSHING YARDS PER GAME: DECEMBER/JANUARY (2008-13)

Rk.	Team	Att.	Yds.	TD	YPG
1.	Carolina Panthers	919	4,858	42	167.5
2.	Baltimore Ravens	884	4,183	29	149.4
3.	Minnesota Vikings	874	4,332	33	149.4



BALTIMORE  
RAVENS

42

**DOMINIQUE FRANKS**

CORNERBACK | 6-0 | 197

COLLEGE: Oklahoma HS: Union (Tulsa, TX)

BORN: 10/8/87, Tulsa, OK

EXP. (NFL/RAVENS): 5/1 GP/GS (PLAYOFFS): 48/4 (2/1)

**TRANSACTIONS**

Dominique Franks signed with the Ravens (one-year contract) as an unrestricted free agent on 6/20/14...Re-signed by the Falcons on 9/6/12...Waived by Atlanta on 8/31/12...Originally selected by the Falcons in the fifth round (135th overall) of the 2010 NFL Draft.

**CAREER**

- Enters 2014 with 38 tackles (27 solo), 9 PD and 3 INTs
- Established career highs in tackles (6) and solo stops (5) vs. Den. (9/17/12)
- Recorded his first-career INT (returned for 40 yards) in his first-career NFL game as a rookie vs. Ari. (9/19/10)



**2013: (with Atlanta – 16/0)** Saw action mostly on special teams and recorded 1 PD from scrimmage (9/29 vs. NE)

**2012: (with Atlanta – 16/0, 1/0)** Totaled 14 tackles (10 solo) and 2 PD from scrimmage and had 21 PRs for 163 yards as the Falcons' primary returner

- Posted 3 tackles and 1 PD in **game 14 vs. NYG (12/16)**
- Established career highs in tackles (6) and solo stops (5) in **game 2 vs. Den. (9/17)**

**2011: (with Atlanta – 14/4, 1/1)** Registered career highs in tackles (20), solo stops (13), PD (5) and INTs (2)

- Tied a season high with 5 tackles (3 solo), 1 PD and 1 INT in the **season finale vs. TB (1/1/12)**
- Netted a season-high 5 tackles, including 3 solo, in **game 11 vs. Min. (11/27)**

**2010: (with Atlanta – 2/0, 0/0)** Recorded 2 tackles, 1 PD and 1 INT (returned for 40 yards) as a rookie

- Saw action in his first-career NFL game and responded with 2 tackles (1 solo), 1 PD and his first-career INT, which he returned for 40 yards, in **game 2 vs. Ari. (9/19)**

**COLLEGE:** Saw action in 40 games (28 starts) and totaled 95 tackles (62 solo), 15 PD, 6 INTs, 1 FF and 2 FRs for the Sooners...Also served as a punt returner and had 29 PRs for 346 yards (11.9 avg.)...Earned first-team All-Big 12 honors (*Associated Press, Fort Worth Star-Telegram, Kansas City Star and Waco Tribune Herald*) after recording 47 tackles (33 solo), 2 INTs, 1 FR and a team-leading 2 defensive TDs as a senior...Named first-team All-Big 12 (*Dallas Morning News*) after posting 44 tackles (33 solo), 5 PD and a career-high 4 INTs as a junior...Registered 5 tackles and 12 PRs for 124 yards as a sophomore in 2007...Redshirted in 2006...Majored in multidisciplinary studies.

**HIGH SCHOOL, PERSONAL:** Prepped at Union (Tulsa, OK) HS as a junior and senior, leading the Redskins to two Class 6A titles...Also attended Owasso (OK) HS as a freshman and sophomore...Named the *Tulsa World* Oklahoma Player of the Year and first-team All-State as a senior after recording 7 INTs, returning 3 for TDs, while adding 5 scores as a RB and 3 TDs as a return specialist...Also selected as the runner-up for the State Defensive Player of the Year award from *The Oklahoman*.

**2013**

**GAME-BY-GAME DEFENSE**

**FALCONS**

Date/Opp.	TT	Solo	Asst.	Sacks	INT	PD	FF	FR
9/8 @ NO	0	0	0	0-0	0-0	0	0	0
9/15 vs. STL	0	0	0	0-0	0-0	0	0	0
9/22 @ Mia.	0	0	0	0-0	0-0	0	0	0
9/29 vs. NE	0	0	0	0-0	0-0	1	0	0
10/7 vs. NYJ	0	0	0	0-0	0-0	0	0	0
10/20 vs. TB	0	0	0	0-0	0-0	0	0	0
10/27 @ Ari.	0	0	0	0-0	0-0	0	0	0
11/3 @ Car.	0	0	0	0-0	0-0	0	0	0
11/10 vs. Sea.	0	0	0	0-0	0-0	0	0	0
11/17 @ TB	0	0	0	0-0	0-0	0	0	0
11/21 vs. NO	0	0	0	0-0	0-0	0	0	0
12/1 @ Buf.	0	0	0	0-0	0-0	0	0	0
12/8 @ GB	0	0	0	0-0	0-0	0	0	0
12/15 vs. Was.	0	0	0	0-0	0-0	0	0	0
12/23 @ SF	0	0	0	0-0	0-0	0	0	0
12/29 vs. Car.	0	0	0	0-0	0-0	0	0	0
<b>Totals</b>	<b>0</b>	<b>0</b>	<b>0</b>	<b>0-0</b>	<b>0-0</b>	<b>1</b>	<b>0</b>	<b>0</b>

**2012**

**GAME-BY-GAME DEFENSE**

**FALCONS**

DDate/Opp.	TT	Solo	Asst.	Sacks	INT	PD	FF	FR
9/9 @ KC	0	0	0	0-0	0-0	0	0	0
9/17 vs. Den.	6	5	1	0-0	0-0	0	0	0
9/23 @ SD	4	3	1	0-0	0-0	0	0	0
9/30 vs. Car.	0	0	0	0-0	0-0	0	0	0
10/7 @ Was.	0	0	0	0-0	0-0	0	0	0
10/14 vs. Oak.	0	0	0	0-0	0-0	0	0	0
10/28 @ Phi.	0	0	0	0-0	0-0	0	0	0
11/4 vs. Dal.	0	0	0	0-0	0-0	0	0	0
11/11 @ NO	0	0	0	0-0	0-0	0	0	0
11/18 vs. Ari.	0	0	0	0-0	0-0	0	0	0
11/25 @ TB	0	0	0	0-0	0-0	0	0	0
11/29 vs. NO	0	0	0	0-0	0-0	0	0	0
12/9 @ Car.	0	0	0	0-0	0-0	0	0	0
12/16 vs. NYG	3	3	0	0-0	0-0	1	0	0
12/22 @ Det.	2	1	1	0-0	0-0	0	0	0
12/30 vs. TB	2	1	1	0-0	0-0	1	0	0
<b>Totals</b>	<b>17</b>	<b>13</b>	<b>4</b>	<b>0-0</b>	<b>0-0</b>	<b>2</b>	<b>0</b>	<b>0</b>
<b>Playoffs</b>								
1/13/13 vs. Sea.	0	0	0	0-0	0-0	0	0	0
1/20/13 vs. SF	0	0	0	0-0	0-0	0	0	0
<b>Totals</b>	<b>0</b>	<b>0</b>	<b>0</b>	<b>0-0</b>	<b>0-0</b>	<b>0</b>	<b>0</b>	<b>0</b>

# 42 DOMINIQUE FRANKS

## 2011

### GAME-BY-GAME DEFENSE

#### FALCONS

Date/Opp.	TT	Solo	Asst.	Sacks	INT	PD	FF	FR
9/11 @ Chi.				DID NOT PLAY				
9/18 vs. Phi.				DID NOT PLAY				
9/25 @ TB	1	0	1	0-0	0-0	0	0	0
10/2 @ Sea.				DID NOT PLAY				
10/9 vs. GB	0	0	0	0-0	0-0	0	0	0
10/16 vs. Car.	0	0	0	0-0	0-0	0	0	0
10/23 @ Det.	0	0	0	0-0	0-0	0	0	0
11/6 @ Ind.				DID NOT PLAY				
11/13 vs. NO				DID NOT PLAY				
11/20 vs. Ten.	0	0	0	0-0	0-0	0	0	0
11/27 vs. Min.	5	3	2	0-0	0-0	0	0	0
12/4 @ Hou.	4	3	1	0-0	0-0	0	0	0
12/11 @ Car.	2	1	1	0-0	0-0	1	0	0
12/15 vs. Jax.	3	3	0	0-0	0-0	1	0	0
12/26 @ NO	0	0	0	0-0	1-0	2	0	0
1/1/12 @ TB	5	3	2	0-0	1-0	1	0	0
<b>Totals</b>	<b>20</b>	<b>13</b>	<b>7</b>	<b>0-0</b>	<b>2-0</b>	<b>5</b>	<b>0</b>	<b>0</b>
Playoffs								
1/8/12 @ NYG	5	3	2	0-0	0-0	0	0	0
<b>Totals</b>	<b>5</b>	<b>3</b>	<b>2</b>	<b>0-0</b>	<b>0-0</b>	<b>0</b>	<b>0</b>	<b>0</b>

## 2010

### GAME-BY-GAME DEFENSE

#### FALCONS

Date/Opp.	TT	Solo	Asst.	Sacks	INT	PD	FF	FR
9/12 @ Pit.	1	1	0	0-0	1-40	1	0	0
9/19 vs. Ari.				INACTIVE				
9/26 @ NO				INACTIVE				
10/3 vs. SF				INACTIVE				
10/10 @ Cle.				INACTIVE				
10/17 @ Phi.				DID NOT PLAY				
10/24 vs. Cin.				INACTIVE				
11/7 vs. TB				INACTIVE				
11/11 vs. Bal.				INACTIVE				
11/21 @ STL				INACTIVE				
11/28 vs. GB				INACTIVE				
12/5 @ TB				INACTIVE				
12/12 @ Car.				INACTIVE				
12/19 @ Sea.				INACTIVE				
12/27 vs. NO				INACTIVE				
1/2/11 vs. Car.				INACTIVE				
<b>Totals</b>	<b>1</b>	<b>1</b>	<b>0</b>	<b>0-0</b>	<b>1-40</b>	<b>1</b>	<b>0</b>	<b>0</b>
Playoffs								
1/15/11 vs. GB				DID NOT PLAY				
<b>Totals</b>	<b>0</b>	<b>0</b>	<b>0</b>	<b>0-0</b>	<b>0-0</b>	<b>0</b>	<b>0</b>	<b>0</b>

## REGULAR SEASON

Year	Team	GP	GS	TACKLES			SACKS		INTERCEPTIONS					FUMBLES		
				TT	Solo	Asst.	No.	Yards	No.	Yards	LG	TD	PD	FF	FR	Yards
2010	Atlanta	2	0	1	1	0	0.0	0.0	1	40	40	0	1	0	0	0
2011	Atlanta	14	4	20	13	7	0.0	0.0	2	0	0	0	5	0	0	0
2012	Atlanta	16	0	17	13	4	0.0	0.0	0	0	0	0	2	0	0	0
2013	Atlanta	16	0	0	0	0	0.0	0.0	0	0	0	0	1	0	0	0
<b>Totals</b>		<b>48</b>	<b>4</b>	<b>38</b>	<b>27</b>	<b>11</b>	<b>0.0</b>	<b>0.0</b>	<b>3</b>	<b>40</b>	<b>40</b>	<b>0</b>	<b>9</b>	<b>0</b>	<b>0</b>	<b>0</b>

## CAREER SINGLE-GAME HIGHS (REGULAR SEASON)

<b>Total Tackles:</b> 6 (9/17/12 vs. Den.)	<b>Solo Tackles:</b> 5 (9/17/12 vs. Den.)
<b>Sacks:</b> None	<b>INTs:</b> 1 3 times (last: 1/1/12 vs. TB)
<b>Forced Fumbles:</b> None	<b>Fumble Recoveries:</b> None
<b>Passes Defensed:</b> 2 (12/26/11 at NO)	

**Additional Statistics:** Has 22 PRs for 163 yards (1 for 0 yards in 2011 and 21 for 163 yards in 2012)

## POSTSEASON

Year	Team	GP	GS	TACKLES			SACKS		INTERCEPTIONS					FUMBLES		
				TT	Solo	Asst.	No.	Yards	No.	Yards	LG	TD	PD	FF	FR	Yards
2010	Atlanta	0	0	0	0	0	0.0	0.0	0	0	0	0	0	0	0	0
2011	Atlanta	1	1	5	3	2	0.0	0.0	0	0	0	0	0	0	0	0
2012	Atlanta	1	0	0	0	0	0.0	0.0	0	0	0	0	0	0	0	0
<b>Totals</b>		<b>2</b>	<b>1</b>	<b>5</b>	<b>3</b>	<b>2</b>	<b>0.0</b>	<b>0.0</b>	<b>0</b>	<b>0</b>	<b>0</b>	<b>0</b>	<b>0</b>	<b>0</b>	<b>0</b>	<b>0</b>

## DID YOU KNOW?

The Baltimore Ravens have won 14 playoff games since 2000, the second most in the NFL over that span. Additionally, since 2008 (when John Harbaugh was named head coach), the Ravens have won nine playoff games, the most in the NFL in those six seasons.

### PLAYOFF WINS (2000-13)

Rk.	Team	Wins
1.	New England Patriots	18
2.	<b>Baltimore Ravens</b>	<b>14</b>
3.	Pittsburgh Steelers	12
4.	Indianapolis Colts	10
	New York Giants	10
	Philadelphia Eagles	10

### PLAYOFF WINS (2008-13)

Rk.	Team	Wins
1.	<b>Baltimore Ravens</b>	<b>9</b>
2.	Green Bay Packers	5
	New Orleans Saints	5
	Pittsburgh Steelers	5
	San Francisco 49ers	5
	Seattle Seahawks	5





BALTIMORE  
RAVENS

66

**GINO GRADKOWSKI**  
CENTER | 6-3 | 300

COLLEGE: Delaware HS: Seton-La Salle (Pittsburgh, PA)

BORN: 11/5/88, Pittsburgh, PA

EXP. (NFL/RAVENS): 3/3 GP/GS (PLAYOFFS): 32/16 (4/0)

## TRANSACTIONS

Gino Gradkowski was selected by the Ravens with their first pick in the fourth round (98th overall) of the 2012 NFL Draft.

## CAREER

- Started all 16 games at center in his second NFL season (2013)
- Started at center (his first-career NFL start) and helped protect QB Joe Flacco, who set career highs in passing attempts (62) and completions (34), while throwing for 362 yards (14th-career 300-plus-yard game) and 2 TDs at Den. (9/5/13)
- Played in all 16 regular season games and all four postseason contests, both from scrimmage and on special teams during his rookie season in 2012



**2013: (16/16)** Started all 16 games at center, helping QB Joe Flacco set career highs in attempts (614), completions (362) and passing yards (3,912)

- Started at center and helped protect QB Joe Flacco, allowing him to complete 65.4% of his passes (17 of 26) for 273 yards and a TD, including 2 60-plus-yard completions (60-yarder to Torrey Smith and a 66-yard TD pass to Jacoby Jones), in the 19-3 win in **game 11 vs. NYJ (11/24)**
- Started at center and helped protect Flacco, allowing him to surpass the 20,000-yard career passing mark and helped the Ravens rush for 174 yards and 1 TD, including a season-high 131 (and 1 TD) by RB Ray Rice in **game 10 at Chi. (11/17)**
- Started at center, helping the Ravens total 384 yards, including 133 and 2 TDs rushing in the 26-23 victory in **game 5 at Mia. (10/6)**
- Started at center (his first-career NFL start) and helped protect Flacco, who set career highs in passing attempts (62) and completions (34), while throwing for 362 yards (franchise-record 14th-career 300-plus-yard game) and 2 TDs, in **game 1 at Den. (9/5)**

**2012: (16/0, 4/0)** Helped the Ravens score the most points (398) and post the second-most total yards (5,640) in team history (5,723 in 1996), including a career-high 3,817 passing yards by QB Joe Flacco and 1,143 yards and 9 TDs rushing by RB Ray Rice

- Saw extended action at center, helping the Ravens outgain the Bengals 352 to 189, including 206 yards and 2 TDs rushing, in **game 16 at Cin. (12/30)**
- Saw action on special teams and recorded a KOR for 12 yards in **game 14 vs. Den. (12/16)**
- Saw action on special teams and had a key block, paving the way for P Sam Koch to score a TD on a fake FGA in the 55-20 victory in **game 9 vs. Oak. (11/11)**
- Saw action on special teams in **games 2-8**

- Saw action in his first-career NFL game in the 44-13 victory in **game 1 vs. Cin. (9/10)**

- Saw action on special teams in all four playoff games

**COLLEGE:** Started all 37 games over three seasons at Delaware following his transfer from West Virginia in 2009...Saw action at LG, RG and center, helping the Blue Hens to a 25-12 record...Earned first-team All-American by the *Associated Press*, The Sports Network and American Football Coaches Association (2011)...Was also a first-team All-Colonial Athletic Association (2010-11) and second-team All-American by *Phil Steele's* College Football (2010-11)...Served as a co-captain and started all 11 games (eight at LG and three at center) for the Blue Hens, helping the team to a 7-4 record as a senior in 2011...Became the first UD offensive lineman to earn back-to-back first-team All-CAA honors since Conway Hayman in 1968-69...Helped the offense finish fifth in the conference in rushing offense, averaging 165.5 yards per game...Led an offensive line that paved the way for RB Andrew Pierce to rush for 1,279 yards and 16 TDs, which ranked third and second in the CAA, respectively...Earned first-team All-CAA honors after starting every game at LG as a junior in 2010...Led UD to a 12-3 record and an appearance in the FCS National Championship game...Played a key role on the offensive line that helped the squad rank second in the CAA for total offense (401.8 ypg)...Helped pave the way for CAA Rookie of the Year RB Andrew Pierce (1,655 yards rushing and 17 TDs) and CAA Offensive Player of the Year QB Pat Devlin (3,032 passing yards and 22 TDs)...Started all 11 games at RG in his first season at Delaware, helping the team to a 6-5 record in 2009...Helped the Blue Hens average 355.0 yards per game of total offense and 243.4 passing yards per game, which ranked second in the CAA...Saw action in one game in 2008 as a redshirt freshman for West Virginia...Transferred to Delaware following the season...Redshirted as a true freshman and practiced on the offensive line for the Mountaineers team that defeated Oklahoma in the Fiesta Bowl in 2007...Majored in history at Delaware.

## 66 GINO GRADKOWSKI

**HIGH SCHOOL, PERSONAL:** Prepped at Seton-La Salle (PA) HS...Played as a two-way lineman in football and as a center in basketball...Was a four-year starter and two-year captain who helped team to the 2004 district title...Earned All-State honors in his junior and senior seasons...Named to the All-Conference team twice and as an All-WPIAL District selection twice...His brother, Bruce, was a standout QB, three-year starter and All-MAC selection at Toledo and is a nine-year NFL veteran, playing for the Tampa Bay Buccaneers (2006-07), Cleveland Browns (2008), Oakland Raiders (2009-10), Cincinnati Bengals (2011-12) and Pittsburgh Steelers (2013-14).

**COMMUNITY:** Advocate and supporter of Special Olympics Maryland...Volunteered at the Special Olympics Summer Games in the Bocce and Track & Field events and attended a fundraising breakfast in Nov. 2013 to help bring awareness to the organization...Involved with promoting PLAY 60, the NFL movement for an active generation, by participating in an assembly at Woodbridge Elementary School (Baltimore, MD) and the Hometown Huddle Ravens TEAM Challenge...The NFL/United Way Hometown Huddle is a league-wide day of service designed to bring awareness and impact to the issue of youth health and fitness...Supports several team and player initiatives, including the Spring Football Festival at M&T Bank Stadium, the Goodwill Gridiron Halloween Party and Lardarius Webb's Celebrity Softball Tournament.







BALTIMORE  
RAVENS

25

## ASA JACKSON

CORNERBACK/RETURN SPECIALIST | 5-10 | 182

COLLEGE: Cal Poly HS: Christian Brothers (Sacramento, CA)

BORN: 12/2/89, Sacramento, CA

EXP. (NFL/RAVENS): 3/3 GP/GS (PLAYOFFS): 7/0 (1/0)

### TRANSACTIONS

Asa Jackson was selected by the Ravens in the fifth round (169th overall) of the 2012 NFL Draft.

### CAREER

- Played in his first-career NFL game at SD (11/25/12)



**2013: (4/0)** Saw action in four games on special teams after being activated to the 53-man roster on 11/8...Was suspended eight games by the NFL for violating the PED policy

- Played on special teams before leaving the game in the first half with a hamstring injury in the 18-16 victory in **game 14 at Det. (12/16)**
- Saw his first action of the season on special teams in **game 10 at Chi. (11/17)**
- Was a game-day inactive in the 20-17 overtime win in **game 9 vs. Cin. (11/10)** after being activated to the 53-man roster on 11/8

**2012: (3/0, 1/0)** Saw action in three games as a rookie, recording 1 solo special teams stop

- Saw action in his first-career NFL game and recorded a solo special teams tackle in the 16-13 overtime victory in **game 11 at SD (11/25)**
- Saw action in one playoff game before missing the final two with a thigh injury

**COLLEGE:** Finished his Cal Poly career with 43 games played (42 starts), producing 199 total tackles (137 solo), 8 INTs (307 return yards and 3 TDs), 40 PD, 3 FFs and 1 sack (-6 yards)... His 307 INT return yards rank first in school history and were tops among all active FCS players when he completed his senior season...His 3 INT-TD returns tied a Cal Poly record (David Fullerton), while his 100-yard return score tied (Ross Bauer, 1968) for the longest such play in school history...His 40 PD set school and Great West Conference career records and rank 16th on the FCS all-time chart...All-American second-team honoree by *The NFL Draft Report* and *Phil Steele*, adding third-team honors from the *Associated Press* as a senior in 2011...Was named Cal Poly's Defensive MVP, also earning All-Great West Conference first-team honors by posting 54 tackles (31 solo), 2 INTs and 11 PD...Gained 152 INT return yards, with both thefts producing TDs... Returned 14 kickoffs for 361 yards (25.8 avg.) and 8 punts for 144 yards (18.0 avg.)...Was rated among the Top 10 DBs in the FCS by the Sports Network and as one of the 10 best non-FBS players in the nation by *ESPN.com*...Had 50 passes targeted in his area, allowing just 15 completions (30.0%) for 132 yards (8.8 yards per completion/2.6 yards per attempt)

and 6 first downs...Second-team All-American selection by *The NFL Draft Report* and a third-team choice by the Sports Network as a junior in 2010...Also garnered first-team All-Great West Conference honors, finishing fourth on the team with a career-high 55 tackles (40 solo), 1 sack (-6 yards), 11 PD and 2 INTs (62 return yards)...Ranked second in the Great West and 14th in the nation with a 12.6-yard average on 17 punt returns for 214 yards...Had 83 passes targeted into his area and limited the opposition to 27 completions (32.5%) for 273 yards (10.1 yards per completion/3.3 yards per attempt), 0 TDs and just 12 first downs...Posted 9 tackles inside the red zone, including 3 stops on goal-line plays...Earned first-team All-Great West Conference selection as a sophomore in 2009 as he ranked fifth on the team with 48 tackles (31 solo), adding 2 INTs (1 for a TD) and 8 PD...Set the Cal Poly single-season record with a 15.5-yard average on 13 PRs (201 yards)...Had 81 passes targeted in his area, as he held opponents to 32 completions (39.5%) for 276 yards (8.6 yards per completion/3.4 yards per attempt)...Named Great West Conference Freshman Player of the Year and earned first-team All-Great-West honors in 2008...Started all 11 games and finished fourth for the Mustangs with 42 tackles (35 solo), including 1 TFL (-2 yards), adding 3 FFs, 12 PD and 2 INTs (46 return yards)...Graduated with a degree in business administration from Cal Poly and was a member of the Black Student Union.

**HIGH SCHOOL, PERSONAL:** Prepped at Christian Brothers (Sacramento, CA) HS, where he rushed for 1,120 yards and passed for 963 more as a senior QB, leading the Falcons to a CIF-Sac-Joaquin Section Division II playoff berth...Had six 100-yard games rushing and also recorded 45 tackles on defense that season, earning honorable mention All-Metro honors by *The Sacramento Bee*...Was a first-team All-Sierra Valley League honoree, the league's co-Offensive Player of the Year, team MVP and a scholar-athlete award winner during his senior campaign...As a junior, Jackson rushed for 750 yards and passed for 622 yards, scoring 19 TDs...On defense, he notched 66 tackles and 2 INTs...Also played basketball, averaging 9.3 points as a junior...Was a seven-time Honor Roll student at Christian Brothers...Name is pronounced: ACE-uh.



# 25 ASA JACKSON

**COMMUNITY:** Supports the Ravens' charitable initiatives, including Spring Football Festival, the Ravens TEAM Challenge Hometown Huddle and A Purple Evening, the team's annual women's event at M&T Bank Stadium...Also

supported teammates Corey Graham's Red Cross Blood Drive and Lardarius Webb's annual Charity Bowling Classic, celebrity softball game and turkey distributions benefiting Baltimore-area Boys and Girls Clubs.

## 2013

### GAME-BY-GAME DEFENSE

#### RAVENS

Date/Opp.	TT	Solo	Asst.	Sacks	INT	PD	FF	FR
9/5 @ Den.				SUSPENDED BY THE NFL				
9/15 vs. Cle.				SUSPENDED BY THE NFL				
9/22 vs. Hou.				SUSPENDED BY THE NFL				
9/29 @ Buf.				SUSPENDED BY THE NFL				
10/6 @ Mia.				SUSPENDED BY THE NFL				
10/13 vs. GB				SUSPENDED BY THE NFL				
10/20 @ Pit.				SUSPENDED BY THE NFL				
11/3 @ Cle.				SUSPENDED BY THE NFL				
11/10 vs. Cin.				INACTIVE				
11/17 @ Chi.				SAW ACTION ON SPECIAL TEAMS				
11/24 vs. NYJ				INACTIVE				
11/28 vs. Pit.				SAW ACTION ON SPECIAL TEAMS				
12/8 vs. Min.				SAW ACTION ON SPECIAL TEAMS				
12/16 @ Det.				SAW ACTION ON SPECIAL TEAMS				
12/22 vs. NE				INACTIVE				
12/29 @ Cin.				INACTIVE				
<b>Totals</b>	<b>0</b>	<b>0</b>	<b>0</b>	<b>0-0</b>	<b>0-0</b>	<b>0</b>	<b>0</b>	<b>0</b>

## 2012

### GAME-BY-GAME DEFENSE

#### RAVENS

Date/Opp.	TT	Solo	Asst.	Sacks	INT	PD	FF	FR
9/10 vs. Cin.				INACTIVE				
9/16 @ Phi.				INACTIVE				
9/23 vs. NE				INACTIVE				
9/27 vs. Cle.				INACTIVE				
10/7 @ KC				INACTIVE				
10/14 vs. Dal.				INACTIVE				
10/21 @ Hou.				INACTIVE				
11/4 @ Cle.				INACTIVE				
11/11 vs. Oak.				INACTIVE				
11/18 @ Pit.				INACTIVE				
11/25 @ SD				SAW ACTION ON SPECIAL TEAMS				
12/2 vs. Pit.				SAW ACTION ON SPECIAL TEAMS				
12/9 @ Was.				SAW ACTION ON SPECIAL TEAMS				
12/16 vs. Den.				SUSPENDED BY THE NFL				
12/23 vs. NYG				SUSPENDED BY THE NFL				
12/30 @ Cin.				SUSPENDED BY THE NFL				
<b>Totals</b>	<b>0</b>	<b>0</b>	<b>0</b>	<b>0-0</b>	<b>0-0</b>	<b>0</b>	<b>0</b>	<b>0</b>

### Playoffs

1/6/13 vs. Ind.				SUSPENDED BY THE NFL				
1/12/13 @ Den.				SAW ACTION ON SPECIAL TEAMS				
1/20/13 @ NE				INACTIVE - THIGH				
2/3/13 @ SF				INACTIVE - THIGH				
<b>Totals</b>	<b>0</b>	<b>0</b>	<b>0</b>	<b>0-0</b>	<b>0-0</b>	<b>0</b>	<b>0</b>	<b>0</b>

## REGULAR SEASON

Year	Team	GP	GS	TACKLES			SACKS		INTERCEPTIONS					FUMBLES				
				TT	Solo	Asst.	No.	Yards	No.	Yards	LG	TD	PD	FF	FR	Yards		
2012	Baltimore	3	0	0	0	0	0.0	0.0	0	0	0	0	0	0	0	0	0	0
2013	Baltimore	4	0	0	0	0	0.0	0.0	0	0	0	0	0	0	0	0	0	0
<b>Totals</b>		<b>7</b>	<b>0</b>	<b>0</b>	<b>0</b>	<b>0</b>	<b>0.0</b>	<b>0.0</b>	<b>0</b>	<b>0</b>	<b>0</b>	<b>0</b>	<b>0</b>	<b>0</b>	<b>0</b>	<b>0</b>	<b>0</b>	<b>0</b>

SPECIAL TEAMS TACKLES (1): 2012 (1)

## CAREER SINGLE-GAME HIGHS (REGULAR SEASON)

<b>Total Tackles:</b>	None	<b>Solo Tackles:</b>	None
<b>Sacks:</b>	None	<b>INTs:</b>	None
<b>Forced Fumbles:</b>	None	<b>Fumble Recoveries:</b>	None
<b>Passes Defensed:</b>	None		

## POSTSEASON

Year	Team	GP	GS	TACKLES			SACKS		INTERCEPTIONS					FUMBLES				
				TT	Solo	Asst.	No.	Yards	No.	Yards	LG	TD	PD	FF	FR	Yards		
2012	Baltimore	1	0	0	0	0	0.0	0.0	0	0	0	0	0	0	0	0	0	0
<b>Totals</b>		<b>1</b>	<b>0</b>	<b>0</b>	<b>0</b>	<b>0</b>	<b>0.0</b>	<b>0.0</b>	<b>0</b>	<b>0</b>	<b>0</b>	<b>0</b>	<b>0</b>	<b>0</b>	<b>0</b>	<b>0</b>	<b>0</b>	<b>0</b>

## PRO BOWLERS DRAFTED



Totals include players who have earned Pro Bowl honors with any team (not just their original draft club) during a respective career.

### Most Pro Bowlers Drafted: 1996-2013

Rk.	Team	Players
1.	Green Bay Packers	21
2.	San Francisco 49ers	20
3.	Kansas City Chiefs	19
	New England Patriots	19
5.	<b>Baltimore Ravens</b>	<b>17</b>
	Chicago, Dallas, Denver	17
	Pittsburgh, Philadelphia	17



BALTIMORE  
RAVENS

77

**RYAN JENSEN**  
GUARD/CENTER | 6-4 | 306

**COLLEGE:** Colorado State - Pueblo **HS:** Fort Morgan (CO)  
**BORN:** 5/27/91, Rangely, CO  
**EXP. (NFL/RAVENS):** 2/2 **GP/GS (PLAYOFFS):** 0/0 (0/0)

## TRANSACTIONS

Ryan Jensen was selected by the Ravens in the sixth round (203rd overall) of the 2013 NFL Draft...Jensen was the second of two Ravens' picks in the sixth round (DE Kapron Lewis-Moore, 200th overall).

## CAREER

- Was a game-day inactive (foot) for all 16 games as a rookie

**2013: (0/0)** Was a game-day inactive (foot) for all 16 games as a rookie

**COLLEGE:** Played 46-consecutive games (including 44-consecutive starts) in four seasons at Colorado State-Pueblo...Started all 13 games, helping the Thunderwolves to a 12-1 record and berth in the NCAA Division II quarterfinals as a senior in 2012 while averaging 35.8 points and 442.2 yards per game...Paved the way for the offense to rush for 204.0 yards per game...Helped guide RB J.B. Mathews, who carried the ball 225 times for 1,176 yards and 13 TDs...Earned second-team All-American and first-team All-Super Region 3 honors by *Don Hansen's Football Gazette* and first-team All-Rocky Mountain Athletic Conference honors as a junior in 2011...Was also nominated for the Gene Upshaw Award (Best Division II lineman) as he started all 11 games for the second-consecutive season...Helped pave the way for RB Jesse Lewis to earn All-Region honors...Named second-team All-Rocky Mountain Athletic Conference and second-



team All-Colorado by the National Football Foundation after he started all 11 games, helping the Thunderwolves rush for 2,326 yards, ranking 16th best in the nation as a sophomore in 2010...Was an immediate starter as a true freshman in 2009...Played LT and helped the Thunderwolves improve from a bottom-10 rushing unit in 2008 to the nation's 14th-best rushing attack in 2009.

**HIGH SCHOOL, PERSONAL:** Prepped at Fort Morgan (CO) HS, earning first-team All-State honors as a senior...Also named All-Conference, helping Fort Morgan to a Colorado 3A State Championship berth...Posted 86 tackles and 12 sacks along the defensive line as a senior...Also played baseball...Has an older brother, Seth, who played football at the University of Nebraska.

**COMMUNITY:** In his rookie year, supported Ravens' team and players activities, including A Purple Evening, the team's annual women's event at M&T Bank Stadium.

## GROUND IT OUT

In the first six years of the John Harbaugh Era (2008-13), Baltimore rushed for the NFL's 10th-most yards per game (121.2), adding the eighth-most rushing touchdowns (92).

### RUSHING YARDS PER GAME (2008-13)

Rk.	Team	YPG
1.	Carolina Panthers	138.6
2.	Minnesota Vikings	137.8
3.	New York Jets	134.2
4.	Kansas City Chiefs	132.4
5.	Philadelphia Eagles	128.9
6.	New England Patriots	126.9
7.	Buffalo Bills	123.7
8.	Oakland Raiders	122.0
9.	Houston Texans	121.6
10.	<b>Baltimore Ravens</b>	<b>121.2</b>

### MOST RUSHING TDS (2008-13)

Rk.	Team	TD
1.	New England Patriots	121
2.	Carolina Panthers	116
3.	Minnesota Vikings	107
4.	New York Giants	96
	Philadelphia Eagles	96
6.	Houston Texans	93
	New York Jets	93
8.	<b>Baltimore Ravens</b>	<b>92</b>
9.	Tennessee Titans	90
10.	Atlanta Falcons	89



BALTIMORE  
RAVENS

12

## JACOBY JONES

WIDE RECEIVER/RETURN SPECIALIST | 6-2 | 215

COLLEGE: Lane HS: Marion Abramson (New Orleans, LA)

BORN: 7/11/84, New Orleans, LA

EXP. (NFL/RAVENS): 8/3 GP/GS (PLAYOFFS): 103/33 (6/1)

### TRANSACTIONS

Jacoby Jones re-signed with the Ravens (four-year contract) on 3/13/14...Signed with the Ravens on 5/8/12...Originally drafted by the Texans in the third round (73rd overall) of the 2007 NFL Draft.

### HONORS

- Pro Bowler (2012) – Special Teams
- AFC Special Teams Player of the Month (November, 2012)
- AFC Special Teams Player of the Week (Week 10, 2012 ; Week 6, 2012; Week 4, 2009; Week 8, 2008; Week 6, 2008;)
- *Associated Press* first-team All-Pro (2012)
- *PFW/PFWA* first-team All-Pro (2012)
- *Sports Illustrated* (Peter King) All-Pro (2012)



### CAREER

- Established Super Bowl records with a 108-yard KOR for a TD and 290 combined yards (206 KOR, 28 PR and 56 rec.) vs. SF in Super Bowl XLVII (2/3/13)
- Posted a 108-yard KOR for a TD vs. Dal. (10/14/12), which is tied for the second-longest KOR in NFL regular season history – Ellis Hobbs (9/9/07), Randall Cobb (9/8/11) and Knile Davis (12/2/13)
- Led the NFL with a Ravens' franchise-record 30.7 KOR avg. in 2012
- Is the first Raven ever to post multiple KOR-TDs in a season and a career and became the only player in NFL history to record dual KOR-TDs of at least 105 yards (2012)...Cordarrelle Patterson (Vikings) became the second in 2013
- Has 4 PRs and 4 KORs for TDs (1 PR and 3 KORs as a Raven)
- Is the only Raven to produce 3 combined kick return TDs in a season (2 KORs and 1 PR) in 2012
- Owns the Texans' franchise record with 4 career returns for a TD
- Only player in Texans history to have 3 PRs for TDs
- Caught a 70-yard TD pass from Joe Flacco with :31 seconds remaining in the Divisional Playoff at Den. (1/12/13), which tied the game eventually won by the Ravens, 38-35 in 2OT
- Had a career-long 79-yard PR vs. Ind. (9/11/11)



**2013: (with Baltimore – 12/9)** Finished fourth on the team with 37 receptions (second-highest total of his career) for 455 yards and 2 TDs despite missing four games due to a knee injury...Also recorded 31 KORs for 892 yards (28.8 avg.) and 1 TD (a 77-yarder) and averaged a career-high 12.5 yards per PR (19 for 237 yards)

- Led the team with 6 receptions for 80 yards, including a 27-yarder on third-and-15 during the game-winning drive in the fourth quarter in the 18-16 victory in **game 14 at Det. (12/16)**...Also had 1 PR for 24 yards and 2 KORs for 60 yards, including a 36-yard return to kick-start the game-winning drive against the Lions
- Played in his 100th-career game and produced 233 combined yards, including 4 receptions for 37 yards, 4 PRs for 44 yards and 4 KORs for 152 yards – including a 77-yard

TD that was the third of five lead changes in the final 2:01 of the game – in the 29-26 win in **game 13 vs. Min. (12/8)**

- Recorded 176 total yards, including 104 KOR yards (52.0 avg.), 53 receiving yards (on 4 receptions) and 19 PR yards (on 2 returns), in the 22-20 victory in **game 12 vs. Pit. (11/28)**
- Posted 249 total yards, recording his second-career 100-plus-yard receiving game (4 for 103, including a 66-yard TD), 5 PRs for 108 yards (21.6 avg.) and 38 KOR yards in the 19-3 win in **game 11 vs. NYJ (11/24)**
- Secured 3 receptions for 24 yards before leaving the game in the second quarter with a knee injury in **game 1 at Den. (9/5)**



# 12 JACOBY JONES

**2012: (with Baltimore – 16/3, 4/1)** Earned his first-career Pro Bowl nod after leading the league with a franchise-record 30.7 KOR average, picking up 1,167 KOR yards and 2 TDs on 38 returns...Jones tied an NFL record with a 108-yard KOR for a TD vs. Dal. (10/14/12) and became the first Raven ever to post multiple KOR-TDs in a season and a career...Became the first player in NFL history to record dual KOR-TDs of at least 105 yards (in 2013, Minnesota's Cordarrelle Patterson became the second)...Jones had 37 PRs for 341 yards, including a 63-yard TD return (11/18 at Pit.), and pulled in 30 receptions for 406 yards (13.5 avg.) and 1 TD

- Caught 5 receptions for 50 yards, had 7 PRs for 61 yards and 2 KORs for 46 yards in the 16-13 overtime victory in **game 11 at SD (11/25)**
- Posted 2 PRs for 66 yards (33.0 avg.), including a 63-yard TD return (his third kick/punt return-TD in five games), in the 13-10 victory in **game 10 at Pit. (11/18)**...Also had 2 KORs for 58 yards (29.0 avg.)
- Earned AFC Special Teams Player of the Week honors after becoming the first Raven ever to post multiple KOR-TDs in a season and a career with a 105-yard KOR-TD in the 55-20 victory in **game 9 vs. Oak. (11/11)**...Jones is the only player in NFL history to record dual KOR-TDs of at least 105 yards...He returned 3 punts for 36 yards (12.0 avg.), also pulling in 2 receptions for 54 yards and carrying the ball once for 6 yards against the Raiders
- Earned AFC Special Teams Player of the Week honors after he tied an NFL record with a 108-yard KOR for a TD in the third quarter of the 31-29 victory in **game 6 vs. Dal. (10/14)**...Also pulled in 2 receptions for 15 yards against the Cowboys
- Started and caught 1 pass, good for a 21-yard TD in **game 2 at Phi. (9/16)**...Also posted 3 PRs for 34 yards (11.3 avg.) against the Eagles
- Started and posted 3 receptions for 46 yards in the 44-13 win in **game 1 vs. Cin. (9/10)**...Also had 1 PR for 9 yards

- Posted 619 combined yards, with 362 yards and 1 TD on KORs, 147 yards and 2 TDs receiving and 110 PR yards in four playoff games
- Set a Super Bowl record with 290 combined yards, including 206 on KORs (with a Super Bowl-record 108-yard KOR for a TD to open the second half), a 56-yard TD reception and 28 PR yards in the 34-31 victory in **Super Bowl XLVII vs. SF (2/3/13)**
- Pulled in 2 receptions for 77 yards, including a postseason franchise-long 70-yard TD with :31 remaining in the fourth quarter, sending the game to overtime, in the 38-35 double-overtime win in the **Divisional Playoff at Den. (1/12/13)**... Also had 4 KORs for 64 yards and 1 PR for 14 yards against the Broncos

**2011: (with Houston – 16/10, 2/0)** Produced 31 receptions for 512 yards and 2 TDs...Also recorded 49 PRs for 518 yards (including long of 79 yards - good for a TD)

- Posted 2 receptions for 87 yards, including a career-long 80-yard TD, in **game 10 at TB (11/13)**
- Recorded 4 catches for 76 yards, including a 32-yard TD in **game 6 at Bal. (10/16)**
- Caught 3 passes for 43 yards and returned 3 punts for a then-career-high 91 yards, including a career-long 79-yard TD scamper, in the **season opener vs. Ind. (9/11)**

**2010: (with Houston – 15/7)** Established career highs in receptions (51), yards (562) and produced 3 receiving TDs... Also recorded 23 KORs for 494 yards (21.5 avg.) and 29 PRs for 204 yards (7.0 avg.)

- Posted 5 catches for a career-high 115 yards (first-career 100-yard receiving game) in **game 15 at Den. (12/26)**
- Netted a career-high 7 receptions for 50 yards in **game 14 at Ten. (12/19)**
- Pulled in 5 catches for 52 yards and 1 TD in **game 13 vs. Bal. (12/13)**

## 2013

GAME-BY-GAME OFFENSE										
RAVENS		RECEIVING				RUSHING				
Date/Opp.	No.	Yds.	Avg.	LG	TD	No.	Yds.	Avg.	LG	TD
9/5 @ Den.	3	24	8.0	13	0	0	0	0.0	0	0
9/15 vs. Cle.										
9/22 vs. Hou.										
9/29 @ Buf.										
10/6 @ Mia.										
10/13 vs. GB	2	42	21.0	31	1	0	0	0.0	0	0
10/20 @ Pit.	4	32	8.0	12	0	0	0	0.0	0	0
11/3 @ Cle.	4	27	6.8	9	0	0	0	0.0	0	0
11/10 vs. Cin.	2	17	8.5	9	0	0	0	0.0	0	0
11/17 @ Chi.	2	18	9.0	9	0	1	4	4.0	4	0
11/24 vs. NYJ	4	103	25.8	66t	1	0	0	0.0	0	0
11/28 vs. Pit.	4	53	13.3	34	0	0	0	0.0	0	0
12/8 vs. Min.	4	37	9.3	15	0	1	-4	-4.0	-4	0
12/16 @ Det.	6	80	13.3	27	0	0	0	0.0	0	0
12/22 vs. NE	1	11	11.0	11	0	0	0	0.0	0	0
12/29 @ Cin.	1	11	11.0	11	0	0	0	0.0	0	0
<b>Totals</b>	<b>37</b>	<b>455</b>	<b>12.3</b>	<b>66t</b>	<b>2</b>	<b>2</b>	<b>0</b>	<b>0.0</b>	<b>4</b>	<b>0</b>

## 2013

GAME-BY-GAME RETURNS											
RAVENS		KICKOFF RETURNS				PUNT RETURNS					
Date/Opp.	No.	Yds.	Avg.	LG	TD	No.	FC	Yds.	Avg.	LG	TD
9/5 @ Den.	0	0	0.0	0	0	0	0	0.0	0	0	0
9/15 vs. Cle.											
9/22 vs. Hou.											
9/29 @ Buf.											
10/6 @ Mia.											
10/13 vs. GB	4	102	25.5	35	0	1	0	0	0.0	0	0
10/20 @ Pit.	3	81	27.0	32	0	0	0	0	0.0	0	0
11/3 @ Cle.	2	45	22.5	23	0	0	0	0	0.0	0	0
11/10 vs. Cin.	2	41	20.5	26	0	0	0	0	0.0	0	0
11/17 @ Chi.	2	39	19.5	34	0	1	0	3	3.0	3	0
11/24 vs. NYJ	2	38	19.0	22	0	5	0	108	21.6	37	0
11/28 vs. Pit.	2	104	52.0	73	0	2	0	19	9.5	11	0
12/8 vs. Min.	4	152	38.0	77t	1	4	0	44	11.0	22	0
12/16 @ Det.	2	60	30.0	36	0	1	2	24	24.0	24	0
12/22 vs. NE	2	61	30.5	33	0	4	0	36	9.0	22	0
12/29 @ Cin.	6	169	28.2	35	0	1	0	3	3.0	3	0
<b>Totals</b>	<b>31</b>	<b>892</b>	<b>28.8</b>	<b>77t</b>	<b>1</b>	<b>19</b>	<b>2</b>	<b>237</b>	<b>12.5</b>	<b>37</b>	<b>0</b>

# 12 JACOBY JONES

## 2012

### GAME-BY-GAME OFFENSE

RAVENS Date/Opp.	RECEIVING					RUSHING				
	No.	Yds.	Avg.	LG	TD	No.	Yds.	Avg.	LG	TD
9/10 vs. Cin.	3	46	15.3	25	0	0	0	0.0	0	0
9/16 @ Phi.	1	21	21.0	21t	1	0	0	0.0	0	0
9/23 vs. NE	3	86	28.7	41	0	0	0	0.0	0	0
9/27 vs. Cle.	2	17	8.5	10	0	0	0	0.0	0	0
10/7 @ KC	0	0	0.0	0	0	0	0	0.0	0	0
10/14 vs. Dal.	2	15	7.5	10	0	0	0	0.0	0	0
10/21 @ Hou.	2	17	8.5	9	0	0	0	0.0	0	0
11/4 @ Cle.	0	0	0.0	0	0	0	0	0.0	0	0
11/11 vs. Oak.	2	54	27.0	47	0	1	6	6.0	6	0
11/18 @ Pit.	2	1	0.5	4	0	0	0	0.0	0	0
11/25 @ SD	5	50	10.0	24	0	0	0	0.0	0	0
12/2 vs. Pit.	1	5	5.0	5	0	0	0	0.0	0	0
12/9 @ Was.	0	0	0.0	0	0	0	0	0.0	0	0
12/16 vs. Den.	3	51	17.0	43	0	0	0	0.0	0	0
12/23 vs. NYG	1	7	7.0	7	0	0	0	0.0	0	0
12/30 @ Cin.	3	36	12.0	24	0	0	0	0.0	0	0
<b>Totals</b>	<b>30</b>	<b>406</b>	<b>13.5</b>	<b>47</b>	<b>1</b>	<b>1</b>	<b>6</b>	<b>6.0</b>	<b>6</b>	<b>0</b>
<b>Playoffs</b>										
1/6/13 vs. Ind.	1	8	8.0	8	0	0	0	0.0	0	0
1/12/13 @ Den.	2	77	38.5	70t	1	0	0	0.0	0	0
1/20/13 @ NE	1	6	6.0	6	0	0	0	0.0	0	0
2/3/13 @ SF	1	56	56.0	56t	1	0	0	0.0	0	0
<b>Totals</b>	<b>5</b>	<b>147</b>	<b>29.4</b>	<b>70t</b>	<b>2</b>	<b>0</b>	<b>0</b>	<b>0.0</b>	<b>0</b>	<b>0</b>

## 2012

### GAME-BY-GAME RETURNS

RAVENS Date/Opp.	KICKOFF RETURNS					PUNT RETURNS					
	No.	Yds.	Avg.	LG	TD	No.	FC	Yds.	Avg.	LG	TD
9/10 vs. Cin.	0	0	0.0	0	0	1	0	9	9.0	9	0
9/16 @ Phi.	0	0	0.0	0	0	3	0	34	11.3	18	0
9/23 vs. NE	0	0	0.0	0	0	2	1	19	9.5	19	0
9/27 vs. Cle.	0	0	0.0	0	0	1	2	0	0.0	0	0
10/7 @ KC	0	0	0.0	0	0	1	1	10	10.0	10	0
10/14 vs. Dal.	3	159	53.0	108t	1	0	0	0	0.0	0	0
10/21 @ Hou.	6	196	32.7	47	0	0	1	0	0.0	0	0
11/4 @ Cle.	4	80	20.0	23	0	2	2	7	3.5	7	0
11/11 vs. Oak.	1	105	105.0	105t	1	3	0	36	12.0	13	0
11/18 @ Pit.	2	58	29.0	33	0	2	4	66	33.0	63t	1
11/25 @ SD	2	46	23.0	25	0	7	0	61	8.7	23	0
12/2 vs. Pit.	3	74	24.7	30	0	0	2	0	0.0	0	0
12/9 @ Was.	5	145	29.0	38	0	3	0	25	8.3	11	0
12/16 vs. Den.	4	112	28.0	50	0	4	1	12	3.0	10	0
12/23 vs. NYG	2	51	25.5	29	0	7	0	56	8.0	13	0
12/30 @ Cin.	6	141	23.5	30	0	1	2	6	6.0	6	0
<b>Totals</b>	<b>38</b>	<b>1,167</b>	<b>30.7</b>	<b>108t</b>	<b>2</b>	<b>37</b>	<b>16</b>	<b>341</b>	<b>9.2</b>	<b>63t</b>	<b>1</b>
<b>Playoffs</b>											
1/6/13 vs. Ind.	2	60	30.0	37	0	4	0	57	14.3	34	0
1/12/13 @ Den.	4	64	16.0	24	0	1	1	14	14.0	14	0
1/20/13 @ NE	3	32	10.7	14	0	1	1	11	11.0	11	0
2/3/13 @ SF	5	206	41.2	108t	1	2	0	28	14.0	17	0
<b>Totals</b>	<b>14</b>	<b>362</b>	<b>25.9</b>	<b>108t</b>	<b>1</b>	<b>8</b>	<b>2</b>	<b>110</b>	<b>13.8</b>	<b>34</b>	<b>0</b>

## 2011

### GAME-BY-GAME OFFENSE

TEXANS Date/Opp.	RECEIVING					RUSHING				
	No.	Yds.	Avg.	LG	TD	No.	Yds.	Avg.	LG	TD
9/11 vs. Ind.	3	43	14.3	25	0	0	0	0.0	0	0
9/18 @ Mia.	3	48	16.0	31	0	0	0	0.0	0	0
9/25 @ NO	1	0	0.0	0	0	0	0	0.0	0	0
10/2 vs. Pit.	0	0	0.0	0	0	0	0	0.0	0	0
10/9 vs. Oak.	1	9	9.0	9	0	0	0	0.0	0	0
10/16 @ Bal.	4	76	19.0	32t	1	0	0	0.0	0	0
10/23 @ Ten.	2	27	13.5	20	0	1	-4	-4.0	-4	0
10/30 vs. Jax.	3	59	19.7	28	0	0	0	0.0	0	0
11/6 vs. Cle.	2	28	14.0	16	0	0	0	0.0	0	0
11/13 @ TB	2	87	43.5	80t	1	1	2	2.0	2	0
11/27 @ Jax.	1	10	10.0	10	0	0	0	0.0	0	0
12/4 vs. Atl.	0	0	0.0	0	0	0	0	0.0	0	0
12/11 @ Cin.	3	39	13.0	18	0	0	0	0.0	0	0
12/18 vs. Car.	1	24	24.0	24	0	0	0	0.0	0	0
12/22 @ Ind.	2	27	13.5	17	0	1	15	15.0	15	0
1/1/12 vs. Ten.	3	35	11.7	20	0	1	4	4.0	4	0
<b>Totals</b>	<b>31</b>	<b>512</b>	<b>16.5</b>	<b>80t</b>	<b>2</b>	<b>4</b>	<b>17</b>	<b>4.3</b>	<b>15</b>	<b>0</b>
<b>Playoffs</b>										
1/7/12 vs. Cin	0	0	0.0	0	0	0	0	0.0	0	0
1/15/12 @ Bal.	0	0	0.0	0	0	0	0	0.0	0	0
<b>Totals</b>	<b>0</b>	<b>0</b>	<b>0.0</b>	<b>0</b>	<b>0</b>	<b>0</b>	<b>0</b>	<b>0.0</b>	<b>0</b>	<b>0</b>

## 2011

### GAME-BY-GAME RETURNS

TEXANS Date/Opp.	KICKOFF RETURNS					PUNT RETURNS					
	No.	Yds.	Avg.	LG	TD	No.	FC	Yds.	Avg.	LG	TD
9/11 vs. Ind.	0	0	0.0	0	0	3	0	91	30.3	79t	1
9/18 @ Mia.	0	0	0.0	0	0	2	0	36	18.0	40	0
9/25 @ NO	0	0	0.0	0	0	2	0	5	2.5	5	0
10/2 vs. Pit.	0	0	0.0	0	0	3	0	17	5.7	13	0
10/9 vs. Oak.	0	0	0.0	0	0	5	1	33	6.6	17	0
10/16 @ Bal.	0	0	0.0	0	0	1	1	4	4.0	4	0
10/23 @ Ten.	0	0	0.0	0	0	0	0	0	0.0	0	0
10/30 vs. Jax.	0	0	0.0	0	0	5	0	56	11.2	33	0
11/6 vs. Cle.	0	0	0.0	0	0	2	0	56	28.0	50	0
11/13 @ TB	0	0	0.0	0	0	4	2	10	2.5	11	0
11/27 @ Jax.	0	0	0.0	0	0	7	1	91	13.0	42	0
12/4 vs. Atl.	0	0	0.0	0	0	3	1	10	3.3	8	0
12/11 @ Cin.	0	0	0.0	0	0	4	0	30	7.5	12	0
12/18 vs. Car.	0	0	0.0	0	0	5	0	63	12.6	42	0
12/22 @ Ind.	0	0	0.0	0	0	3	1	16	5.3	10	0
1/1/12 vs. Ten.	0	0	0.0	0	0	0	0	0	0.0	0	0
<b>Totals</b>	<b>0</b>	<b>0</b>	<b>0.0</b>	<b>0</b>	<b>0</b>	<b>49</b>	<b>7</b>	<b>518</b>	<b>10.6</b>	<b>79t</b>	<b>1</b>
<b>Playoffs</b>											
1/7/12 vs. Cin	0	0	0.0	0	0	3	0	12	4.0	7	0
1/15/12 @ Bal.	0	0	0.0	0	0	6	0	4	0.7	9	0
<b>Totals</b>	<b>0</b>	<b>0</b>	<b>0.0</b>	<b>0</b>	<b>0</b>	<b>9</b>	<b>0</b>	<b>16</b>	<b>1.8</b>	<b>9</b>	<b>0</b>

## 2010

### GAME-BY-GAME OFFENSE

TEXANS Date/Opp.	RECEIVING					RUSHING				
	No.	Yds.	Avg.	LG	TD	No.	Yds.	Avg.	LG	TD
9/12 vs. Ind.	2	29	14.5	23	0	0	0	0.0	0	0
9/19 @ Was.	6	53	8.8	20	1	0	0	0.0	0	0
9/26 vs. Dal.	5	51	10.2	15	0	0	0	0.0	0	0
10/3 @ Oak.	1	12	12.0	12	0	0	0	0.0	0	0
10/10 vs. NYG	INACTIVE					--	--	--	--	--
10/17 vs. KC	4	45	11.3	17	0	0	0	0.0	0	0
11/1 @ Ind.	2	6	3.0	5	0	0	0	0.0	0	0
11/7 vs. SD	4	41	10.3	17	0	0	0	0.0	0	0
11/14 @ Jax.	1	5	5.0	5	0	0	0	0.0	0	0
11/21 @ NYJ	0	0	0.0	0	0	1	10	10.0	10	0
11/28 vs. Ten.	2	13	6.5	9	0	0	0	0.0	0	0
12/2 @ Phi.	2	20	10.0	12	1	0	0	0.0	0	0
12/13 vs. Bal.	5	52	10.4	26	1	0	0	0.0	0	0
12/19 @ Ten.	7	50	7.1	11	0	0	0	0.0	0	0
12/26 @ Den.	5	115	23.0	47	0	1	-3	-3.0	-3	0
1/2/11 vs. Jax.	5	70	14.0	32	0	0	0	0.0	0	0
<b>Totals</b>	<b>51</b>	<b>562</b>	<b>11.0</b>	<b>47</b>	<b>3</b>	<b>2</b>	<b>7</b>	<b>3.5</b>	<b>10</b>	<b>0</b>

## 2010

### GAME-BY-GAME RETURNS

TEXANS Date/Opp.	KICKOFF RETURNS					PUNT RETURNS					
	No.	Yds.	Avg.	LG	TD	No.	FC	Yds.	Avg.	LG	TD
9/12 vs. Ind.	2	46	23.0	23	0	1	2	39	39.0	39	0
9/19 @ Was.	0	0	0.0	0	0	4	0	28	7.0	13	0
9/26 vs. Dal.	0	0	0.0	0	0	2	0	12	6.0	7	0
10/3 @ Oak.	0	0	0.0	0	0	2	1	18	9.0	14	0
10/10 vs. NYG	INACTIVE					--	--	--	--	--	--
10/17 vs. KC	1	30	30.0	30	0	1	1	0	0.0	0	0
11/1 @ Ind.	7	172	24.6	35	0	2	0	10	5.0	9	0
11/7 vs. SD	5	122	24.4	27	0	0	1	0	0.0	0	0
11/14 @ Jax.	2	40	20.0	22	0	0	2	0	0.0	0	0
11/21 @ NYJ	6	84	14.0	23	0	1	1	9	9.0	9	0
11/28 vs. Ten.	0	0	0.0	0	0	5	1	23	4.6	14	0
12/2 @ Phi.	0	0	0.0	0	0	1	2	-3	-3.0	-3	0
12/13 vs. Bal.	0	0	0.0	0	0	4	1	16	4.0	10	0
12/19 @ Ten.	0	0	0.0	0	0	1	2	12	12.0	12	0
12/26 @ Den.	0	0	0.0	0	0	2	1	14	7.0	12	0
1/2/11 vs. Jax.	0	0	0.0	0	0	3	0	26	8.7	13	0
<b>Totals</b>	<b>23</b>	<b>494</b>	<b>21.5</b>	<b>35</b>	<b>0</b>	<b>29</b>	<b>15</b>	<b>204</b>	<b>7</b>		

# 12 JACOBY JONES

## 2009

### GAME-BY-GAME OFFENSE

Date/Opp.	RECEIVING					RUSHING				
	No.	Yds.	Avg.	LG	TD	No.	Yds.	Avg.	LG	TD
9/13 vs. NYJ	0	0	0.0	0	0	0	0	0.0	0	0
9/20 @ Ten.	2	73	36.5	44	1	0	0	0.0	0	0
9/27 vs. Jax.	2	23	11.5	18t	1	0	0	0.0	0	0
10/4 vs. Oak.	1	6	6.0	6	0	0	0	0.0	0	0
10/11 @ Ari.	1	4	4.0	4	0	0	0	0.0	0	0
10/18 @ Cin.	2	29	14.5	23t	1	0	0	0.0	0	0
10/25 vs. SF	0	0	0.0	0	0	0	0	0.0	0	0
11/1 @ Buf.	1	36	36.0	36	0	1	17	17.0	17	0
11/8 @ Ind.	4	67	16.8	45	0	1	5	5.0	5	0
11/23 vs. Ten.	INACTIVE					--	--	--	--	--
11/29 vs. Ind.	3	27	9.0	10t	1	0	0	0.0	0	0
12/6 @ Jax.	INACTIVE					--	--	--	--	--
12/13 vs. Sea.	1	11	11.0	11	0	0	0	0.0	0	0
12/20 @ STL	3	17	5.7	9	0	1	0	0.0	0	0
12/27 @ Mia.	2	79	39.5	44t	1	0	0	0.0	0	0
1/3/10 vs. NE	5	65	13.0	17	1	0	0	0.0	0	0
<b>Totals</b>	<b>27</b>	<b>437</b>	<b>16.2</b>	<b>45</b>	<b>6</b>	<b>3</b>	<b>22</b>	<b>7.3</b>	<b>17</b>	<b>0</b>

## 2009

### GAME-BY-GAME RETURNS

Date/Opp.	KICKOFF RETURNS					PUNT RETURNS					
	No.	Yds.	Avg.	LG	TD	No.	FC	Yds.	Avg.	LG	TD
9/13 vs. NYJ	5	118	23.6	32	0	0	3	0	0.0	0	0
9/20 @ Ten.	2	50	25.0	26	0	2	2	14	4.7	16	0
9/27 vs. Jax.	6	152	25.3	36	0	1	2	13	13.0	13	0
10/4 vs. Oak.	1	95	95.0	95t	1	7	1	60	8.6	23	0
10/11 @ Ari.	0	0	0.0	0	0	5	1	100	20.0	62	0
10/18 @ Cin.	0	0	0.0	0	0	5	1	47	9.4	30	0
10/25 vs. SF	0	0	0.0	0	0	5	0	26	5.2	12	0
11/1 @ Buf.	1	22	22.0	22	0	4	0	73	18.3	52	0
11/8 @ Ind.	5	113	22.6	26	0	0	3	0	0.0	0	0
11/23 vs. Ten.	INACTIVE					--	--	--	--	--	--
11/29 vs. Ind.	1	29	29.0	29	0	2	0	8	4.5	4	0
12/6 @ Jax.	INACTIVE					--	--	--	--	--	--
12/13 vs. Sea.	0	0	0.0	0	0	5	0	56	11.2	22	0
12/20 @ STL	0	0	0.0	0	0	0	0	0	0.0	0	0
12/27 @ Mia.	3	59	19.7	22	0	2	1	-2	-1.0	0	0
1/3/10 vs. NE	0	0	0.0	0	0	1	0	31	31.0	31	0
<b>Totals</b>	<b>24</b>	<b>638</b>	<b>26.6</b>	<b>95t</b>	<b>1</b>	<b>39</b>	<b>14</b>	<b>426</b>	<b>10.9</b>	<b>62</b>	<b>0</b>

## 2008

### GAME-BY-GAME OFFENSE

Date/Opp.	RECEIVING					RUSHING				
	No.	Yds.	Avg.	LG	TD	No.	Yds.	Avg.	LG	TD
9/7 @ Pit.	0	0	0.0	0	0	0	0	0.0	0	0
9/21 @ Ten.	0	0	0.0	0	0	0	0	0.0	0	0
9/28 @ Ten.	1	5	5.0	5	0	0	0	0.0	0	0
10/5 vs. Ind.	0	0	0.0	0	0	0	0	0.0	0	0
10/12 vs. Mia.	0	0	0.0	0	0	0	0	0.0	0	0
10/19 vs. Det.	0	0	0.0	0	0	0	0	0.0	0	0
10/26 vs. Cin.	0	0	0.0	0	0	0	0	0.0	0	0
11/2 @ Min.	1	31	31.0	31	0	0	0	0.0	0	0
11/9 vs. Bal.	1	45	45.0	45	0	0	0	0.0	0	0
11/16 @ Ind.	0	0	0.0	0	0	0	0	0.0	0	0
11/23 @ Cle.	0	0	0.0	0	0	0	0	0.0	0	0
12/1 vs. Jax.	0	0	0.0	0	0	1	-5	-5.0	-5	0
12/7 @ GB	0	0	0.0	0	0	0	0	0.0	0	0
12/14 vs. Ten.	0	0	0.0	0	0	0	0	0.0	0	0
12/21 @ Oak.	0	0	0.0	0	0	0	0	0.0	0	0
12/28 vs. Chi.	0	0	0.0	0	0	0	0	0.0	0	0
<b>Totals</b>	<b>3</b>	<b>81</b>	<b>27.0</b>	<b>45</b>	<b>0</b>	<b>1</b>	<b>-5</b>	<b>-5.0</b>	<b>-5</b>	<b>0</b>

## 2008

### GAME-BY-GAME RETURNS

Date/Opp.	KICKOFF RETURNS					PUNT RETURNS					
	No.	Yds.	Avg.	LG	TD	No.	FC	Yds.	Avg.	LG	TD
9/7 @ Pit.	0	0	0.0	0	0	2	0	5	2.5	5	0
9/21 @ Ten.	0	0	0.0	0	0	4	2	45	11.3	33	0
9/28 @ Ten.	0	0	0.0	0	0	2	0	23	11.5	17	0
10/5 vs. Ind.	0	0	0.0	0	0	0	1	0	0.0	0	0
10/12 vs. Mia.	0	0	0.0	0	0	4	1	87	21.8	70t	1
10/19 vs. Det.	0	0	0.0	0	0	2	1	-12	-6.0	1	0
10/26 vs. Cin.	3	58	19.3	30	0	1	2	73	73.0	73t	1
11/2 @ Min.	4	70	17.5	23	0	2	1	-1	-0.5	1	0
11/9 vs. Bal.	0	0	0.0	0	0	0	2	0	0.0	0	0
11/16 @ Ind.	6	152	25.3	27	0	1	0	39	39.0	39	0
11/23 @ Cle.	0	0	0.0	0	0	2	0	18	9.0	11	0
12/1 vs. Jax.	0	0	0.0	0	0	1	2	28	28.0	28	0
12/7 @ GB	0	0	0.0	0	0	5	0	20	4.0	14	0
12/14 vs. Ten.	0	0	0.0	0	0	2	2	15	7.5	11	0
12/21 @ Oak.	0	0	0.0	0	0	2	1	30	15.0	23	0
12/28 vs. Chi.	0	0	0.0	0	0	2	2	16	8.0	12	0
<b>Totals</b>	<b>13</b>	<b>280</b>	<b>21.5</b>	<b>30</b>	<b>0</b>	<b>32</b>	<b>17</b>	<b>386</b>	<b>12.1</b>	<b>73t</b>	<b>2</b>

## 2007

### GAME-BY-GAME OFFENSE

Date/Opp.	RECEIVING					RUSHING				
	No.	Yds.	Avg.	LG	TD	No.	Yds.	Avg.	LG	TD
9/9 vs. KC	2	33	16.5	26	0	1	4	4.0	4	0
9/16 @ Car.	0	0	0.0	0	0	0	0	0.0	0	0
9/23 vs. Ind.	3	26	8.7	13	0	1	3	3.0	3	0
9/30 @ Atl.	INACTIVE					--	--	--	--	--
10/7 vs. Mia.	INACTIVE					--	--	--	--	--
10/14 @ Jax.	0	0	0.0	0	0	0	0	0.0	0	0
10/21 vs. Ten.	3	11	3.7	12	0	0	0	0.0	0	0
10/28 @ SD	5	51	10.2	22	0	0	0	0.0	0	0
11/4 @ Oak.	0	0	0.0	0	0	0	0	0.0	0	0
11/18 vs. NO	0	0	0.0	0	0	0	0	0.0	0	0
11/25 @ Cle.	1	14	14.0	14	0	1	-8	-8.0	-8	0
12/2 @ Ten.	0	0	0.0	0	0	0	0	0.0	0	0
12/9 vs. TB	0	0	0.0	0	0	0	0	0.0	0	0
12/13 vs. Den.	0	0	0.0	0	0	0	0	0.0	0	0
12/23 @ Ind.	0	0	0.0	0	0	0	0	0.0	0	0
12/30 vs. Jax.	1	14	14.0	14	0	0	0	0.0	0	0
<b>Totals</b>	<b>15</b>	<b>149</b>	<b>9.9</b>	<b>26</b>	<b>0</b>	<b>3</b>	<b>-1</b>	<b>-0.3</b>	<b>4</b>	<b>0</b>

## 2007

### GAME-BY-GAME RETURNS

Date/Opp.	KICKOFF RETURNS					PUNT RETURNS					
	No.	Yds.	Avg.	LG	TD	No.	FC	Yds.	Avg.	LG	TD
9/9 vs. KC	0	0	0.0	0	0	4	0	14	3.5	9	0
9/16 @ Car.	0	0	0.0	0	0	2	1	32	16.0	33	0
9/23 vs. Ind.	0	0	0.0	0	0	2	0	86	43.0	74	0
9/30 @ Atl.	INACTIVE					--	--	--	--	--	--
10/7 vs. Mia.	INACTIVE					--	--	--	--	--	--
10/14 @ Jax.	0	0	0.0	0	0	0	0	0	0.0	0	0
10/21 vs. Ten.	2	41	20.5	23	0	1	0	5	5.0	5	0
10/28 @ SD	1	19	19.0	19	0	3	0	13	4.3	7	0
11/4 @ Oak.	0	0	0.0	0	0	2	0	22	11.0	18	0
11/18 vs. NO	0	0	0.0	0	0	3	0	31	10.3	17	0
11/25 @ Cle.	1	18	18.0	18	0	1	2	16	16.0	16	0
12/2 @ Ten.	0	0	0.0	0	0	3	1	-4	-1.3	0	0
12/9 vs. TB	0	0	0.0	0	0	2	2	4	2.0	7	0
12/13 vs. Den.	0	0	0.0	0	0	2	0	5	2.5	4	0
12/23 @ Ind.	0	0	0.0	0	0	1	1	12	12.0	12	0
12/30 vs. Jax.	0	0	0.0	0	0	4	0	50	12.5	15	0
<b>Totals</b>	<b>4</b>	<b>78</b>	<b>19.5</b>	<b>23</b>	<b>0</b>	<b>30</b>	<b>7</b>	<b>286</b>	<b>9.5</b>	<b>74</b>	<b>0</b>



# 12 JACOBY JONES

**2009: (with Houston – 14/1)** Recorded 27 receptions for 437 yards and carried the ball 3 times for 22 yards...Established then-career highs in KORs (24), KOR yards (638), KOR avg. (26.6) and posted his first-career KOR for a TD...Also had 39 PRs for a career-high 426 yards (10.9 avg.), including a long of 62

- Posted 5 receptions for 65 yards and 1 TD in **game 16 vs. NE (1/3/10)**
- Pulled in 2 receptions for a team-leading 79 yards, including a 44-yard TD in **game 15 at Mia. (12/27)**
- Named AFC Special Teams Player of the Week after returning a kickoff for a 95-yard TD in **game 4 vs. Oak. (10/4)**...Also had 7 PRs for 60 yards and 1 reception for 6 yards against the Raiders

**2008: (with Houston – 16/0)** Had 3 receptions for 81 yards and returned 32 punts for 386 yards (12.1 avg.), with a career-high 2 TDs and 13 KORs for 280 yards (21.5 avg.)

- Earned AFC Special Teams Player of the Week after posting a PR for 73 yards for a TD and 3 KORs for 58 yards in **game 7 vs. Cin. (10/26)**
- Earned AFC Special Teams Player of the Week honors after returning 4 punts for 87 yards, including a then-career-long 70-yard TD return, in **game 5 vs. Mia. (10/12)**

**2007: (with Houston – 14/3)** Posted 15 receptions for 149 yards, 4 KORs for 78 yards (19.5 avg.) and 30 PRs for 286 yards (9.5 avg.)

- Started his first-career NFL game at WR, pulling in 3 receptions for 11 yards and posting 2 KORs for 41 yards in **game 7 vs. Ten. (10/21)**
- Netted 3 receptions for 26 yards and had 2 PR for 86 yards in **game 3 vs. Ind. (9/23)**
- Recorded his first-career NFL reception (finished with 2 catches for 33 yards) in **game 1 vs. KC (9/9)**

**COLLEGE:** Three-time All-Southern Intercollegiate Athletic Conference honoree...Finished his career at Lane College as the all-time career leader in receptions (200), receiving yards (2,750) and receiving TDs (21)...Also established Lane

records with 1,937 yards and 4 TDs on KORs and the school's single-season record with 931 yards on KORs, as a junior... SIAC Offensive Player of the Year and MVP as a senior after leading the SIAC in receiving yards per game (74.7), receptions per game (6.2), receiving TDs (6), all-purpose yards (189.9) and PR average (13.8)...Had 2 KORs and a PR for TDs and finished second in the conference in scoring with 10 TDs...Also had 68 receptions for 822 yards, helping the Dragons finish with an 8-3 record...Led the conference with 50 receptions for 587 yards and 3 TDs as a junior...Posted 46 receptions for 664 yards and 5 TDs as a sophomore...Pulled in 36 receptions for 677 yards and a career-high 7 TDs as a freshman...Majored in interdisciplinary studies.

**HIGH SCHOOL, PERSONAL:** Prepped at Marion Abramson (New Orleans, LA) HS...Did not start playing football until his junior year...Also lettered in basketball and track...Earned All-Metropolitan honors and was an All-Area selection in basketball...In track, he was also an All-Metropolitan and an All-Area selection in track as a senior...Finished third in the 16th season of Dancing with the Stars in 2013, with his partner Karina Smirnoff.

**COMMUNITY:** Supports the Ravens' charitable initiatives, including the Ravens TEAM Challenge Hometown Huddle, Giant Holiday Food Giveaway and A Purple Evening, the annual women's event at M&T Bank Stadium...Hosted a community kickball tournament that took place at Baltimore's Patterson Park in Aug. 2013...In 2013, Jones donated tickets for each regular season home game to the Bridges program at St. Paul's School, one of the team's charitable partners... At the conclusion of the season, he attended a holiday pizza party for the winning students of the Bridges program at St. Paul's School...Supported teammates charitable initiatives, including Vonta Leach's Celebrity Billiards Tournament benefitting breast cancer research, Lardarius Webb's Celebrity Softball Game and Charity Bowling Classic, Torrey Smith's Celebrity Waiter Night and Ravens Alumni Jonathan Ogden's Charity Boxing Event.

## JACOBY'S JAUNTS

In 2012 Pro Bowler WR/RS Jacoby Jones posted 2 KOR-TDs (108 yards and 105 yards) and was the NFL's only player with dual KOR-TDs. He also became the first Raven to ever have multiple KOR-TDs in a single season and a career. (Jones now has 3 regular season KOR-TDs and 1 playoff KOR-TD as a Raven.) With a 29.8 career return mark in Baltimore, Jones is the Ravens' all-time leader in KOR average (listed below).

### RAVENS CAREER KICKOFF RETURN AVERAGE (Franchise History)

Rk.	Player (Years)	KOR	Yards	Avg.	Long	TD
1.	Jacoby Jones (2012-13)	69	2,059	29.8	108t	3
2.	Corey Harris (1998-2001)	123	2,950	24.0	95t	1
3.	Yamon Figurs (2007-08)	75	1,746	23.3	94t	1

# 12 JACOBY JONES

## REGULAR SEASON

Year	Team	GP	GS	RECEIVING					RUSHING				
				No.	Yards	Avg.	LG	TD	No.	Yards	Avg.	LG	TD
2007	Houston	14	3	15	149	9.9	26	0	3	-1	-0.3	4	0
2008	Houston	16	0	3	81	27.0	45	0	1	-5	-5.0	-5	0
2009	Houston	14	1	27	437	16.2	45	6	3	22	7.3	17	0
2010	Houston	15	7	51	562	11.0	47	3	2	7	3.5	10	0
2011	Houston	16	10	31	512	16.5	80t	2	4	17	4.3	15	0
2012	Baltimore	16	3	30	406	13.5	47	1	1	6	6.0	6	0
2013	Baltimore	12	9	37	455	12.3	66t	2	2	0	0.0	4	0
<b>Totals</b>		<b>103</b>	<b>33</b>	<b>194</b>	<b>2,602</b>	<b>13.4</b>	<b>80t</b>	<b>14</b>	<b>16</b>	<b>46</b>	<b>2.9</b>	<b>17</b>	<b>0</b>

## CAREER SINGLE-GAME HIGHS (REGULAR SEASON)

### RECEIVING

#### Receptions:

7 (12/19/10 at Ten.)

#### Yardage:

115 (12/26/10 at Den.)

#### Long Gain:

80t (11/13/11 at TB)

#### Touchdowns:

1 14 times (last: 11/24/13 vs. NYJ)

### RUSHING

#### Carries:

1 16 times (last: 12/8/13 vs. Min.)

#### Yardage:

17 (11/1/09 at Buf.)

#### Long Gain:

17 (11/1/09 at Buf.)

#### Touchdowns:

None

100-yard Receiving Games: 2 (last: 103 yards, 11/24/13 vs. NYJ)

## KICKOFF RETURNS

Year	Team	GP	GS	KICKOFF RETURNS					PUNT RETURNS					
				No.	Yards	Avg.	LG	TD	No.	FC	Yards	Avg.	LG	TD
2007	Houston	14	3	4	78	19.5	23	0	30	7	286	9.5	74	0
2008	Houston	16	0	13	280	21.5	30	0	32	17	386	12.1	73t	2
2009	Houston	14	1	24	638	26.6	95t	1	39	14	426	10.9	62	0
2010	Houston	15	7	23	494	21.5	35	0	29	15	204	7.0	39	0
2011	Houston	16	10	0	0	0.0	0	0	49	7	518	10.6	79t	1
2012	Baltimore	16	3	38	1,167	#30.7	^108t	#2	37	16	341	9.2	63t	1
2013	Baltimore	12	9	31	892	28.8	77t	1	19	2	237	12.5	37	0
<b>Totals</b>		<b>103</b>	<b>33</b>	<b>133</b>	<b>3,549</b>	<b>26.7</b>	<b>^108t</b>	<b>4</b>	<b>235</b>	<b>78</b>	<b>2,398</b>	<b>10.2</b>	<b>79t</b>	<b>4</b>

^ TIED FOR THE SECOND-LONGEST KOR IN NFL HISTORY  
#LED THE NFL

## POSTSEASON

Year	Team	GP	GS	RECEIVING					RUSHING				
				No.	Yards	Avg.	LG	TD	No.	Yards	Avg.	LG	TD
2011	Houston	2	0	0	0	0.0	0	0	0	0	0.0	0	0
2012	Baltimore	4	1	5	147	29.4	70t	2	0	0	0.0	0	0
<b>Totals</b>		<b>6</b>	<b>1</b>	<b>5</b>	<b>147</b>	<b>29.4</b>	<b>70t</b>	<b>2</b>	<b>0</b>	<b>0</b>	<b>0.0</b>	<b>0</b>	<b>0</b>

## KICKOFF RETURNS

Year	Team	GP	GS	KICKOFF RETURNS					PUNT RETURNS					
				No.	Yards	Avg.	LG	TD	No.	FC	Yards	Avg.	LG	TD
2011	Houston	2	0	0	0	0.0	0	0	9	0	16	1.8	9	0
2012	Baltimore	4	1	14	362	25.9	^108t	1	8	2	110	13.8	34	0
<b>Totals</b>		<b>6</b>	<b>1</b>	<b>14</b>	<b>362</b>	<b>25.9</b>	<b>^108t</b>	<b>1</b>	<b>17</b>	<b>2</b>	<b>126</b>	<b>7.4</b>	<b>34</b>	<b>0</b>

^ -LONGEST KOR IN NFL POSTSEASON HISTORY

## LEAGUE'S LONGEST

In the 2012 Week 6 victory vs. Dallas, WR/RS Jacoby Jones posted a then-NFL-record 108-yard KOR-TD, tying Ellis Hobbs and Randall Cobb for the then-longest in NFL history.

### LONGEST KICKOFF RETURNS / NFL HISTORY

Rk.	Player	KOR	Game/Date
1.	Cordarrelle Patterson (Min.)	109t	10/27/13 vs. GB
2.	<b>Jacoby Jones (Bal.)</b>	<b>108t</b>	<b>10/14/12 vs. Dal.</b>
	Knile Davis (KC)	108t	12/1/13 vs. Den.
	Randall Cobb (GB)	108t	9/8/11 vs. NO
	Ellis Hobbs (NE)	108t	9/9/07 at NYJ





BALTIMORE  
RAVENS

44

KYLE JUSZCZYK  
FULLBACK | 6-1 | 248

COLLEGE: Harvard HS: Cloverleaf (Lodi, OH)  
BORN: 4/23/91, Medina, OH  
EXP. (NFL/RAVENS): 2/2 GP/GS (PLAYOFFS): 16/0 (0/0)

## TRANSACTIONS

Kyle Juszczyk was selected by the Ravens in the fourth round (130th overall) of the 2013 NFL Draft.

## CAREER

- Played in all 16 games (recording 5 special teams tackles) as a rookie in 2013
- Saw action in his first-career NFL game and posted his first-career ST tackle at Den. (9/5/13)



**2013: (16/0)** Saw action in all 16 games as a rookie, finishing with 5 special teams tackles and 1 FR

- Played on special teams and recorded his first-career KOR, good for 8 yards, in **game 10 at Chi. (11/17)**
- Saw action in his first-career NFL game and posted his first-career ST tackle in **game 1 at Den. (9/5)**

**COLLEGE:** Earned numerous first-team All-American honors after he posted 52 receptions for 706 receiving yards (13.6 avg.) and 8 TDs, which tie for second in single-season Harvard history as a senior in 2012...Ranked fifth in the Ivy League, averaging 70.6 receiving yards per game and seventh with 5.2 receptions per contest, helping Harvard finish with an 8-2 overall record...Tallied 15 receptions against Princeton, the second most by a Harvard player in single-game school history...Also had 192 receiving yards, fourth all time in Crimson annals...Started all 10 games and led all Ivy League TEs and Harvard receivers with 37 catches, compiling 512 yards (13.8 avg.) and a team-high-tying 7 TDs as a junior in 2011...Helped the Crimson produce a 9-1 record, winning nine-straight games to close out the season and earn the school's seventh outright Ivy League football title...Earned honorable mention All-Ivy League honors after finishing second on the team with 25 receptions for 234 yards (9.4

avg.) and a team-high 4 TDs as a sophomore in 2010..Posted 11 catches for 124 yards (11.3 avg.) and 3 TDs as a freshman in 2009...Added 7 tackles (3 solo) on special teams.

**HIGH SCHOOL, PERSONAL:** Prepped at Cloverleaf (Lodi, OH) HS where he played LB, RB, WR and QB...Was a two-time captain who earned first-team All-Suburban League and All-Medina County honors during his junior and senior campaigns...Played TE as a junior and QB, RB, WR and LB as a senior, when he led the team in both receiving and rushing yards in 2008...Earned a total of six varsity letters, also playing basketball and track...Was a National Honor Society member who received Ohio Math League recognition...Was an economics major at Harvard...Great uncle, Rich "Dickie" Moore was a DT at Villanova before being selected by Green Bay with the 12th pick in the first round of the 1969 NFL Draft...**Name is pronounced YOOZ-check.**

**COMMUNITY:** Supports Ravens' team and players activities, including A Purple Evening, the team's annual women's event at M&T Bank Stadium...Participated in a PLAY 60 kickoff assembly at Essex Elem. (Oct. 2013)...PLAY 60 is the NFL's movement for an active generation...Supported teammates charitable initiatives, including Vonta Leach's Celebrity Billiards Tournament benefitting breast cancer research.

### REGULAR SEASON

Year	Team	GP	GS	RECEIVING					RUSHING				
				No.	Yards	Avg.	LG	TD	No.	Yards	Avg.	LG	TD
2013	Baltimore	16	0	0	0	0.0	0	0	0	0	0	0	0
<b>Totals</b>		<b>16</b>	<b>0</b>	<b>0</b>	<b>0</b>	<b>0.0</b>	<b>0</b>	<b>0</b>	<b>0</b>	<b>0</b>	<b>0.0</b>	<b>0</b>	<b>0</b>

**SPECIAL TEAMS TACKLES (5):** 2013 (5)

**Additional Statistics:** Has 2 KORs for 17 yards

## DID YOU KNOW?

In 2013, the Ravens' kickoff return unit averaged 26.4 yards per return, ranking second in the NFL. Baltimore's punt return unit averaged 14.2 yards per return, good for the NFL's third-best mark. The Ravens also posted an NFL-high 20 punt returns of 20-plus yards.



BALTIMORE  
RAVENS

4

SAM KOCH  
PUNTER | 6-1 | 222

COLLEGE: Nebraska HS: Seward (NE)

BORN: 8/13/82, York, NE

EXP. (NFL/RAVENS): 9/9 GP/GS (PLAYOFFS): 128/0 (14/0)

## TRANSACTIONS

Sam Koch was originally drafted by the Ravens in the sixth round (203rd overall) of the 2006 NFL Draft.

## HONORS

- Pro Bowl first alternate (2010)
- AFC Special Teams Player of the Week (Week 16, 2008)
- Ravens Roost Extra Effort Award (2008)

## CAREER

- Owns franchise records with 648 punts for 29,029 yards with a franchise-record 44.8 career gross average...His 38.6 career net average also ranks first in team history
- His 225 career punts inside the 20 rank first on the Ravens' all-time list (Kyle Richardson is second with 128)...The 225 were also the third most in the NFL from 2006-13
- Scored his first-career TD, scrambling for a 7-yard run on a fake FGA in the 55-20 victory vs. Oak. (11/11/12)
- Finished second in the AFC with a 39.2 net average in 2010
- Led the AFC and was second in the NFL, placing a career-high 39 punts inside the 20 in 2010
- Koch's 40.8 net punting average in 2012 is a Ravens' single-season record
- Posted a franchise-record 47.1 gross punting average in 2012
- Blasted a franchise-record 74-yard punt at Hou. (11/9/08)



**2013: (16/0)** Played in his 128th-consecutive game, the longest active Ravens streak and second-longest in team history (Jarret Johnson, 129 from 2003-11)...Posted career highs in punts (90) and punting yards (4,138), while averaging 46.0 yards per punt (38.9 net)...Placed 27 punts inside the 20

- Punted 4 times for 212 yards (53.0 avg.), including a 64-yarder, in **game 15 vs. NE (12/22)**
- Punted 6 times for 328 yards, to produce a Ravens' single-game record (min. 4 punts) 54.7 average, including a season-high 69-yard boot in the 29-26 win in **game 13 vs. Min. (12/8)**
- Punted 8 times for 355 yards (44.4 avg.), including placing 3 inside the 20, in the 20-17 overtime win in **game 9 vs. Cin. (11/10)**...Koch's fourth child (daughter, Gianna) was born at 2:04 a.m. the day of the Bengals' game
- Booted 6 punts for 291 yards (48.5 avg.), placing 3 inside the 20, in the 14-6 victory in **game 2 vs. Cle. (9/15)**
- Punted 9 times (10, with 1 punt blocked) for 456 yards (45.6 avg.), with a long of 61, and placed 2 inside the 20 (his 200th-career punt inside the 20) in **game 1 at Den. (9/5)**

**2012: (16/0, 4/0)** Punted 83 times for 3,911 yards for a career-high and franchise-record 47.1 gross avg., including placing 28 inside the 20-yard line...Established a career high and franchise record with a 40.8 net punting average...Also rushed 2 times for 17 yards and a TD on a fake FG and punt

- Punted 7 times for 256 yards (36.6 avg.) and carried the ball 1 time for 10 yards, picking up a first down on a fake punt, in **game 16 at Cin. (12/30)**
- Scored his first-career TD, scrambling for a 7-yard run on a fake FGA in the 55-20 victory in **game 9 vs. Oak. (11/11)**... Also punted 4 times for 210 yards (52.5 avg.), placing 1 inside the 20 against the Raiders
- Played in his 100th-career game and punted 7 times for 322 yards (46.0 avg.), including placing 3 inside the 20, in the 23-16 victory in **game 4 vs. Cle. (9/27)**
- Punted 22 times for 1,013 yards (46.0 avg.) – placing 8 inside the 20 – with a long of 60 in four playoff games... Also recorded a ST tackle
- Booted 3 punts for 141 yards (47.0 avg.), with a long of 56, and posted a tackle in the 34-31 victory in **Super Bowl XLVII vs. SF (2/3/13)**...Also had a 61-yard free kick after taking a safety to run off the clock at the end of the game against San Francisco
- Punted 8 times for 386 yards (48.3 avg.), placing 6 inside the 20, in the 38-35 double-overtime win in the **Divisional game at Den. (1/12/13)**...The 6 punts inside the 20 tied a single-game NFL playoff record

**2011: (16/0, 2/0)** Punted 73 times for 3,393 yards, producing a then-career-high 46.5 gross average...Blasted a long of 63 and placed 21 inside the 20-yard-line

# 4 SAM KOCH

- Averaged a season-high 56.0 yards per punt (2 for 112 yards), placing 1 inside the 20, in **game 14 at SD (12/18)**
  - Punted 9 times for a career-high 470 yards, placing 3 inside the 20, in **game 6 at Jax. (10/24)**
  - Punted 5 times for 236 yards (47.2 avg.), including a long of 62, in the 35-7 victory in the **season opener vs. Pit. (9/11)**... Also scored the first points of his career on a PAT, running for a 2-point conversion
  - Averaged 47.6 yards per punt (13 for 619 yards), with a long of 64 (second longest in Ravens postseason history), and placed 2 inside the 20...Koch surpassed 53 postseason punts, the most in Ravens playoff history
  - Established a Ravens' postseason single-game franchise-record with 444 yards on 9 punts (49.3 avg.), including a long of 64, in the 20-13 victory in the **Divisional Playoff vs. Hou. (1/15/12)**
- 2010: (16/0, 2/0)** Finished second in the NFL with a career-high and franchise-record-tying 39 punts inside the 20 (Kyle Richardson in 1999) while punting 81 times for 3,530 yards for a 43.6 avg...Ranked second in the AFC with a 39.2 net average
- Blasted 7 punts for 318 yards (45.4 avg.) and placed a career-high-tying 5 inside the 20 in the 34-28 overtime victory in **game 13 at Hou. (12/13)**
  - Punted 5 times (moving him into first place for the most punts in franchise history) for 233 yards (46.6 avg.), placing 1 inside the 20, in **game 10 at Car. (11/21)**
  - Did not punt, but completed a pass on a fake punt to CB Cary Williams (13 yards), to convert a fourth-and-10 in the 26-10 win in **game 8 vs. Mia. (11/7)**
  - Punted 5 times for 221 yards (44.2 avg.), placing 3 inside the 20, becoming the Ravens' all-time leader with his 129th (Kyle Richardson - 128) in the 37-34 victory in **game 7 vs. Buf. (10/24)**
  - Booted 9 punts for 404 yards (44.9 avg.), placing a career-high 5 kicks inside the 20, in **game 6 at NE (10/17)**
  - Punted 6 times for 277 yards (46.2 avg.), while placing 4 inside the 20, in two playoff games

- **2009: (16/0, 2/0)** Punted 73 times for 3,188 yards (43.7 avg.), placing 26 inside the 20
  - Punted 7 times for 293 yards (41.9 avg.), placing 4 inside the 20, in the 16-0 win in **game 9 at Cle. (11/16)**
  - Booted 5 punts for 249 yards (49.8 avg.), placing 2 inside the 20 with a long of 57, in **game 8 at Cin. (11/8)**
  - Booted 6 punts for 272 yards (45.3 avg.), placing 2 inside the 20 with a long of 60, in **game 5 vs. Cin. (10/11)**
  - Punted 5 times for 238 yards (47.6 avg.), including a then-postseason career-long 59-yard boot in the **Divisional Playoff at Ind. (1/16/10)**
- 2008: (16/0, 3/0)** Finished sixth in the NFL with a then-career-high 3,777 yards (45.0 avg. on 84 punts) and ranked fifth in the league with a 39.9 net average...Koch also led the AFC and was second in the NFL, placing a then-career-high 34 punts inside the 20...Also led the NFL with 18 punts inside the 10...Blasted a career-high and franchise-record 74-yard boot against Houston on 11/9/08
- Earned AFC Special Teams Player of the Week honors, punting 5 times for 261 yards (52.2 avg.), with a long of 61, and placed 2 inside the 20 in **game 15 at Dal. (12/20)**...Also carried the ball (first-career rush) for 9 yards and a first down on fourth-and-6 on a fake FG from the Cowboys' 22-yard line...Fake led to a TD two plays later
  - Booted 4 punts for 200 yards (50-yard average), with a franchise-record and career-long 74-yard kick in **game 9 at Hou. (11/9)**
  - Blasted 3 punts for 177 yards for a career-high 59.0-yard average, including a 67-yard boot in **game 6 at Mia. (10/19)**
  - Punted 20 times for 845 yards (42.3 avg.), with a long of 52 in the postseason, pinning 7 inside the 20
- 2007: (16/0)** Punted 78 times for 3,397 yards for a 43.6-yard average...Koch also placed 20 kicks inside the 20 and added 1 special teams tackle...Punted a career-high 10 times for 436 yards (43.6 average), with a long of 55 in **game 8 at Pit. (11/5)**

## SOARING WITH SAM

P Sam Koch, a 2010 Pro Bowl alternate, owns a 44.8 career gross average and 38.6 career net average, both marks that rank first in Ravens history. In 2012, Koch posted a career-high and Ravens franchise-record 47.1-yard gross average and a 40.8-yard net average, shattering his previous personal bests.

### CAREER GROSS PUNTING AVG. (Ravens History)

Rk.	Player	Avg.
1.	Sam Koch. . . . .	44.8
2.	Greg Montgomery. . . . .	43.2
3.	Dave Zastudil . . . . .	41.6

### CAREER NET PUNTING AVG. (Ravens History)

Rk.	Player	Avg.
1.	Sam Koch. . . . .	38.6
2.	Greg Montgomery . . . . .	37.2
3.	Kyle Richardson. . . . .	35.4

# 4 SAM KOCH

## 2013

### GAME-BY-GAME PUNTING RAVENS

Date/Opp.	No.	Yds	Avg.	Net	LG	In 20	TB	BK
9/5 @ Den.	9	456	45.6	39.3	61	2	0	1
9/15 vs. Cle.	6	291	48.5	45.3	56	3	0	0
9/22 vs. Hou.	4	194	48.5	44.0	56	0	0	0
9/29 @ Buf.	7	331	47.3	42.4	53	2	0	0
10/6 @ Mia.	5	171	34.2	32.0	53	2	0	0
10/13 vs. GB	9	375	41.7	31.9	61	2	1	0
10/20 @ Pit.	3	126	42.0	29.3	43	1	1	0
11/3 @ Cle.	7	298	42.6	34.9	55	2	2	0
11/10 vs. Cin.	8	355	44.4	36.6	55	3	0	0
11/17 @ Chi.	4	177	44.3	39.3	51	0	1	0
11/24 vs. NYJ	6	273	45.5	37.8	64	3	1	0
11/28 vs. Pit.	1	26	26.0	26.0	26	1	0	0
12/8 vs. Min.	6	328	54.7	45.7	69	2	2	0
12/16 @ Det.	5	240	48.0	42.8	53	2	0	0
12/22 vs. NE	4	212	53.0	45.3	64	1	1	0
12/29 @ Cin.	6	285	47.5	41.7	55	1	0	0
<b>Totals</b>	<b>90</b>	<b>4,138</b>	<b>46.0</b>	<b>38.9</b>	<b>69</b>	<b>27</b>	<b>9</b>	<b>1</b>

## 2012

### GAME-BY-GAME PUNTING RAVENS

Date/Opp.	No.	Yds	Avg.	Net	LG	In 20	TB	BK
9/10 vs. Cin.	2	87	43.5	34.0	50	1	0	0
9/16 @ Phi.	5	251	50.2	44.2	56	2	1	0
9/23 vs. NE	3	136	45.3	35.0	52	2	1	0
9/27 vs. Cle.	7	322	46.0	32.6	55	3	2	0
10/7 @ KC	5	232	46.4	39.8	56	2	0	0
10/14 vs. Dal.	3	135	45.0	41.7	52	0	0	0
10/21 @ Hou.	5	253	50.6	48.8	57	1	0	0
11/4 @ Cle.	7	313	44.7	34.1	54	1	1	0
11/11 vs. Oak.	4	210	52.5	52.5	58	1	0	0
11/18 @ Pit.	8	372	46.5	42.5	54	4	1	0
11/25 @ SD	8	370	46.3	42.4	58	3	1	0
12/2 vs. Pit.	5	253	50.6	48.8	57	2	0	0
12/9 @ Was.	5	251	50.2	30.2	59	2	0	0
12/16 vs. Den.	7	353	50.4	45.7	57	2	0	0
12/23 vs. NYG	2	117	58.5	52.5	60	1	0	0
12/30 @ Cin.	7	256	36.6	35.7	60	1	0	0
<b>Totals</b>	<b>83</b>	<b>3,911</b>	<b>47.1</b>	<b>40.8</b>	<b>60</b>	<b>28</b>	<b>7</b>	<b>0</b>

### Playoffs

1/6/13 vs. Ind.	4	173	43.3	33.3	60	1	2	0
1/12/13 @ Den.	8	386	48.3	37.0	58	6	0	0
1/20/13 @ NE	7	313	44.7	36.7	59	1	0	0
2/3/13 @ SF	3	141	47.0	23.0	56	0	2	0
<b>Totals</b>	<b>22</b>	<b>1,013</b>	<b>46.0</b>	<b>34.3</b>	<b>60</b>	<b>8</b>	<b>4</b>	<b>0</b>

## 2011

### GAME-BY-GAME PUNTING RAVENS

Date/Opp.	No.	Yards	Avg.	Net Avg.	LG	In 20	TB	BLK
9/11 vs. Pit.	5	236	47.2	41.8	62	0	1	0
9/18 @ Ten.	5	225	45.0	41.6	54	1	0	0
9/25 @ STL	2	89	44.5	34.5	49	1	1	0
10/2 vs. NYJ	7	310	44.3	36.9	58	3	2	0
10/16 vs. Hou.	2	90	45.0	43.0	48	1	0	0
10/24 @ Jax.	9	470	52.2	45.9	58	3	1	0
10/30 vs. Ari.	5	219	43.8	21.4	48	2	0	0
11/6 @ Pit.	2	90	45.0	34.5	46	0	0	0
11/13 @ Sea.	4	188	47.0	44.0	57	2	0	0
11/20 vs. Cin.	8	391	48.9	45.9	61	3	0	0
11/24 vs. SF	4	170	42.5	37.5	50	2	1	0
12/4 @ Cle.	3	108	36.0	26.3	54	0	1	0
12/11 vs. Ind.	3	145	48.3	45.7	54	2	0	0
12/18 @ SD	2	112	56.0	46.0	57	1	1	0
12/24 vs. Cle.	5	223	44.6	27.8	53	0	0	0
1/1/12 @ Cin.	7	327	46.7	37.4	63	0	1	0
<b>Totals</b>	<b>73</b>	<b>3,393</b>	<b>46.5</b>	<b>38.6</b>	<b>63</b>	<b>21</b>	<b>9</b>	<b>0</b>

### Playoffs

1/15/12 vs. Hou.	9	444	49.3	44.4	64	1	2	0
1/22/12 @ NE	4	175	43.8	42.0	51	1	0	0
<b>Totals</b>	<b>13</b>	<b>619</b>	<b>47.6</b>	<b>43.7</b>	<b>64</b>	<b>2</b>	<b>2</b>	<b>0</b>

## 2010

### GAME-BY-GAME PUNTING RAVENS

Date/Opp.	No.	Yards	Avg.	Net Avg.	LG	In 20	TB	BLK
9/13 @ NYJ	6	244	40.7	30.3	56	2	0	0
9/19 @ Cin.	7	257	36.7	35.9	51	4	0	0
9/26 vs. Cle.	3	146	48.7	48.7	60	1	0	0
10/3 @ Pit.	3	126	42.0	40.7	47	3	0	0
10/10 vs. Den.	4	174	43.5	38.5	53	1	1	0
10/17 @ NE	9	404	44.9	40.1	59	5	0	0
10/24 vs. Buf.	5	221	44.2	44.2	52	3	0	0
11/7 vs. Mia.	0	0	0.0	0.0	0	0	0	0
11/11 @ Atl.	4	198	49.5	45.5	53	3	0	0
11/21 @ Car.	5	233	46.6	37.2	60	1	1	0
11/28 vs. TB	7	305	43.6	38.6	58	3	1	0
12/5 vs. Pit.	6	239	39.8	34.7	48	3	1	0
12/13 @ Hou.	7	318	45.4	43.1	58	5	0	0
12/19 vs. NO	5	193	38.6	36.8	46	2	0	0
12/26 @ Cle.	3	137	45.7	40.0	50	1	0	0
1/2/11 vs. Cin.	7	335	47.9	40.9	59	2	0	0
<b>Totals</b>	<b>81</b>	<b>3,530</b>	<b>43.6</b>	<b>39.2</b>	<b>60</b>	<b>39</b>	<b>4</b>	<b>0</b>

### Playoffs

1/9/11 @ KC	2	62	31.0	31.0	36	2	0	0
1/15/11 @ Pit.	4	215	53.8	43.3	61	2	1	0
<b>Totals</b>	<b>6</b>	<b>277</b>	<b>46.2</b>	<b>39.2</b>	<b>61</b>	<b>4</b>	<b>1</b>	<b>0</b>

## 2009

### GAME-BY-GAME PUNTING RAVENS

Date/Opp.	No.	Yards	Avg.	TB	In 20	LG	Net	BLK
9/13 vs. KC	2	87	43.5	0	1	56	29.0	1
9/20 @ SD	4	166	41.5	0	3	44	41.5	0
9/27 vs. Cle.	4	176	44.0	0	2	48	37.5	0
10/4 @ NE	3	139	46.3	0	2	57	42.0	0
10/11 vs. Cin.	6	272	45.3	1	2	60	37.7	0
10/18 @ Min.	7	342	48.9	2	0	54	38.1	0
11/1 vs. Den.	4	177	44.3	1	0	51	38.0	0
11/8 @ Cin.	5	249	49.8	1	2	57	40.8	0
11/16 @ Cle.	7	293	41.9	0	4	56	39.3	0
11/22 vs. Ind.	2	86	43.0	0	0	47	42.0	0
11/29 vs. Pit.	6	252	42.0	0	1	51	37.2	0
12/7 @ GB	5	235	47.0	0	1	53	45.4	0
12/13 vs. Det.	2	81	40.5	0	2	43	40.5	0
12/20 vs. Chi.	7	275	39.3	0	3	56	28.4	0
12/27 @ Pit.	4	146	36.5	0	2	52	32.3	0
1/3/10 @ Oak.	5	212	42.4	0	1	50	41.0	0
<b>Totals</b>	<b>73</b>	<b>3,188</b>	<b>43.7</b>	<b>5</b>	<b>26</b>	<b>60</b>	<b>37.9</b>	<b>1</b>

### Playoffs

1/10/10 @ NE	4	136	34.0	0	2	46	27.0	0
1/16/10 @ Ind.	5	238	47.6	0	1	59	41.8	0
<b>Totals</b>	<b>9</b>	<b>374</b>	<b>41.6</b>	<b>0</b>	<b>3</b>	<b>59</b>	<b>35.2</b>	<b>0</b>

## 2008

### GAME-BY-GAME PUNTING RAVENS

Date/Opp.	No.	Yards	Avg.	TB	In 20	LG	Net	BLK
9/7 vs. Cin.	5	241	48.2	0	1	57	46.0	0
9/21 vs. Cle.	3	146	48.7	0	0	59	40.7	0
9/29 @ Pit.	8	379	47.4	0	2	61	43.9	0
10/5 vs. Ten.	4	156	39.0	1	2	48	25.8	0
10/12 @ Ind.	5	245	49.0	0	0	57	45.8	0
10/19 @ Mia.	3	177	59.0	0	3	67	55.7	0
10/26 vs. Oak.	6	242	40.3	1	3	50	36.2	0
11/2 @ Cle.	6	250	41.7	1	2	57	31.5	0
11/9 @ Hou.	4	200	50.0	1	3	74	45.0	0
11/16 @ NYG	3	94	31.3	0	1	45	31.3	0
11/23 vs. Phi.	8	362	45.3	1	3	60	39.0	0
11/30 @ Cin.	7	331	47.3	1	4	56	42.0	0
12/7 vs. Was.	6	248	41.3	0	3	49	40.3	0
12/14 vs. Pit.	7	292	41.7	0	4	56	41.0	0
12/20 @ Dal.	5	261	52.2	1	2	61	46.6	0
12/28 vs. Jax.	4	153	38.3	2	1	44	25.5	0
<b>Totals</b>	<b>84</b>	<b>3,777</b>	<b>45.0</b>	<b>9</b>	<b>34</b>	<b>74</b>	<b>39.9</b>	<b>0</b>

### Playoffs

1/4/09 @ Mia.	5	217	43.4	1	2	52	37.4	0
1/10/09 @ Ten.	8	342	42.8	1	2	51	39.3	0
1/18/09 @ Pit.	7	286	40.9	0	3	52	37.1	0
<b>Totals</b>	<b>20</b>	<b>845</b>	<b>42.3</b>	<b>2</b>	<b>7</b>	<b>52</b>	<b>38.1</b>	<b>0</b>





# 4 SAM KOCH

2007

GAME-BY-GAME PUNTING

RAVENS

Date/Opp.	No.	Yards	Avg.	TB	In 20	LG	Net	BLK
9/10 @ Cin.	5	223	44.6	1	2	51	38.8	0
9/16 vs. NYJ	6	285	47.5	2	1	62	39.8	0
9/23 vs. Ari.	3	94	31.3	0	2	57	27.0	0
9/30 @ Cle.	0	0	0.0	0	0	0	0.0	0
10/7 @ SF	7	291	41.6	1	3	47	34.6	0
10/14 vs. STL	5	254	50.8	1	1	64	42.4	0
10/21 @ Buf.	6	305	50.8	2	2	61	34.7	0
11/5 @ Pit.	10	436	43.6	0	0	55	37.7	0
11/11 vs. Cin.	3	110	36.7	0	2	52	30.3	0
11/18 vs. Cle.	4	194	48.5	0	0	57	33.3	0
11/25 @ SD	6	222	37.0	0	1	45	34.2	0
12/3 vs. NE	5	191	38.2	0	1	46	38.0	0
12/9 vs. Ind.	1	35	35.0	0	0	35	17.5	1
12/16 @ Mia.	4	200	50.0	1	0	62	37.3	0
12/23 @ Sea.	9	369	41.0	1	3	47	33.8	0
12/30 vs. Pit.	4	188	47.0	0	2	56	45.5	0
<b>Totals</b>	<b>78</b>	<b>3,397</b>	<b>43.6</b>	<b>9</b>	<b>20</b>	<b>64</b>	<b>36.0</b>	<b>1</b>

2006

GAME-BY-GAME PUNTING

RAVENS

Date/Opp.	No.	Yards	Avg.	TB	In 20	LG	Net	BLK
9/10 @ TB	6	282	47.0	1	0	56	35.8	0
9/17 vs. Oak.	7	303	43.3	0	3	60	37.7	0
9/24 @ Cle.	6	235	39.2	0	3	53	36.8	0
10/1 vs. SD	7	336	48.0	0	2	56	41.0	0
10/9 @ Den.	6	253	42.2	0	1	55	31.3	0
10/15 vs. Car.	5	216	43.2	0	2	58	41.6	0
10/29 @ NO	6	259	43.2	0	2	54	40.8	0
11/5 vs. Cin.	4	182	45.5	0	2	52	38.8	0
11/12 @ Ten.	5	194	38.8	0	2	47	39.2	0
11/19 vs. Atl.	4	146	36.5	0	1	41	25.0	0
11/26 vs. Pit.	6	259	43.2	0	2	55	37.8	0
11/30 @ Cin.	7	330	47.1	1	1	61	37.0	0
12/10 @ KC	4	162	40.5	0	3	51	39.0	0
12/17 vs. Cle.	5	201	40.2	0	1	49	38.6	0
12/24 @ Pit.	4	184	46.0	1	2	55	41.0	0
12/31 vs. Buf.	4	153	38.3	0	3	54	38.3	0
<b>Totals</b>	<b>86</b>	<b>3,695</b>	<b>43.0</b>	<b>3</b>	<b>30</b>	<b>61</b>	<b>37.6</b>	<b>0</b>
<b>Playoffs</b>								
1/13/07 vs. Ind.	5	190	38.0	1	1	47	27.4	0
<b>Totals</b>	<b>5</b>	<b>190</b>	<b>38.0</b>	<b>1</b>	<b>1</b>	<b>47</b>	<b>27.4</b>	<b>0</b>

**2006: (16/0, 1/0)** Saw action in all 16 games, punting 86 times for 3,695 yards for a 43.0 average and placing 30 inside the 20 (fourth most in the NFL)...Koch also finished the year tied (Donnie Jones, Mia.) with the second-most punts downed inside the 10-yard line with 12 and tied for the second-fewest TBs (3) in the NFL

- Saw action in his first-career NFL game when he kicked off 6 times and booted 6 punts for 282 yards (47.0 avg.), including a long of 56, in **game 1 at TB (9/10)**

**COLLEGE:** A former walk-on, he received a scholarship at Nebraska before the start of the 2004 season...Played in 30 career games, 23 of which came as the Huskers' No. 1 punter...Racked up a career-punting average of 44.1 yards (with 56 kicks inside the 20 and a long of 84 yards) to finish third in school annals...As a senior in 2005, Koch put together the best campaign ever at his position in school history, breaking the single-season punting average mark with a 46.5-yard average...Koch's average ranked second nationally and helped Nebraska to a No. 2 national ranking in net punting (39.9 avg.)...Was a semifinalist for the Ray Guy Award and earned a first-team All-American nod by *NationalChamps.net*...Also named first-team All-Big 12 (*Kansas City Star*) and honorable mention All-Conference honoree by the *Associated Press* and Big 12 coaches...Finished the year ranked second nationally in punting average...In the Huskers' first three contests, Koch booted 3 punts of 70 yards or more to become only the second punter in school history with 3 such kicks...Against Pitt (9/17), Koch delivered a career-long 84-yarder, the second-longest punt in school history and the longest in Big 12 history...In his collegiate finale in the 2005 Alamo Bowl (12/28), Koch posted a 51.5-yard average on 8 punts against Michigan, including five 50-plus-yarders...Redshirted as a freshman in 2001...He was named to the 2005 second-team Academic All-Big 12 squad and the 2005 Big

12 Commissioner's Spring and Fall Academic Honor Roll... Earned a degree in business administration in Dec. 2005.

**HIGH SCHOOL, PERSONAL:** A versatile athlete at Seward (NE) HS, Koch played LB, FB and TE along with handling all of the team's kicking duties...Also played soccer, basketball and baseball...He and his wife, Nikki, have four children, Ryan (16), Braxtyn (10) and Kamdyn (8) and Gianna, born 11/10/13... Name is pronounced: COOK...Full name: Sam David Koch.

**COMMUNITY:** Supports the Ravens' charitable initiatives, including participation in two events at the Helping Up Mission, a center for homeless men...Helped to launch "Punts for a Purpose" program with the Wounded Warrior Amputee Football Team (2013)...Joined teammates and outfitted the men in suit apparel at a joint event with Jos. A. Bank (Dec. 2011) and served Thanksgiving dinner to the men in need in Nov. 2011...Took part in the team's Play 60 clinic at Sandymount Elem. (Sept. 2011) and the annual Countdown to Kickoff BBQ (2010)...In April 2010, led youth through football drills in the Play 60 Zone at the White House's annual Easter Egg Roll...Also participates in teammates' community events, including a free screening of Disney's *The Princess and the Frog* (hosted by former teammate Matt Katula for Baltimore-area families), the Special Olympics Maryland Holiday Party (hosted by Joe Flacco and former teammate Adam Terry) and an ESPN Zone holiday party (financed by former teammates Domonique Foxworth, Jared Gaither and Tom Zbikowski) all in Dec. 2009...Koch earned the Ravens Roost No. 7's annual Extra Effort Award for his on-field performance in 2008 and accepted the award at the annual banquet in Hagerstown, MD in April 2009...Has also taken part in A Purple Evening, the annual women's event at M&T Bank Stadium, Ed Reed's annual Thanksgiving distribution at the SEED School of Maryland and Haloti Ngata's Family Foundation Luau.

# 4 SAM KOCH

## DID YOU KNOW?

Since entering the NFL in 2006, P Sam Koch's 225 punts inside the 20 rank third in the league.

### NFL PUNTS INSIDE THE 20 (2006-13)

Rk.	Player	In 20
1.	Dustin Colquitt (KC)	258
2.	Andy Lee (SF)	232
3.	<b>Sam Koch (Bal.)</b>	<b>225</b>

### REGULAR SEASON

Year	Team	GP	GS	No.	Yards	Avg.	Net Avg.	LG	In 20	TB	BLK
2006	Baltimore	16	0	86	3,695	43.0	37.6	61	30	3	0
2007	Baltimore	16	0	78	3,397	43.6	36.0	64	20	9	1
2008	Baltimore	16	0	84	3,777	45.0	39.9	74	34	9	0
2009	Baltimore	16	0	73	3,188	43.7	37.9	60	26	5	1
2010	Baltimore	16	0	81	3,530	43.6	39.2	60	39	4	0
2011	Baltimore	16	0	73	3,393	46.5	38.6	63	21	9	0
2012	Baltimore	16	0	83	3,911	47.1	40.8	60	28	7	0
2013	Baltimore	16	0	90	4,138	46.0	38.9	69	27	9	1
<b>Totals</b>		<b>128</b>	<b>0</b>	<b>648</b>	<b>29,029</b>	<b>44.8</b>	<b>38.6</b>	<b>74</b>	<b>225</b>	<b>55</b>	<b>3</b>

**SPECIAL TEAMS TACKLES (11):** 2006 (2); 2007 (1); 2008 (3); 2009 (0); 2010 (1); 2011 (1); 2012 (2); 2013 (1)

### CAREER SINGLE-GAME HIGHS (REGULAR SEASON)

<b>Punts:</b>	10 (11/5/07 at Pit.)
<b>Longest:</b>	74 (11/9/08 at Hou.)
<b>Inside 20:</b>	5 2 times (last: 12/13/10 at Hou.)
<b>Net Avg.:</b>	55.7, 3-177 (10/19/08 at Mia.)
<b>Gross Avg.:</b>	59.0, 3-177 (10/19/08 at Mia.)

**Additional Statistics:** Scored his first-career TD, scrambling for a 7-yard run on a fake FGA vs. Oak. (11/11/12); Rushed 10 yards for a first down at Cin. (12/30/12); Has a pass completion for 13 yards off a fake punt (11/7/10 vs. Mia.); Scored a 2-point conversion on a fake PAT vs. Pit. (9/11/11)

### POSTSEASON

Year	Team	GP	GS	No.	Yards	Avg.	Net Avg.	LG	In 20	TB	BLK
2006	Baltimore	1	0	5	190	38.0	27.4	47	1	1	0
2008	Baltimore	3	0	20	845	42.3	38.1	52	7	2	0
2009	Baltimore	2	0	9	374	41.6	35.2	59	3	0	0
2010	Baltimore	2	0	6	277	46.2	39.2	61	4	1	0
2011	Baltimore	2	0	13	619	47.6	43.7	64	2	2	0
2012	Baltimore	4	0	22	1,013	46.0	34.3	60	8	4	0
<b>Totals</b>		<b>14</b>	<b>0</b>	<b>75</b>	<b>3,318</b>	<b>44.2</b>	<b>37.0</b>	<b>64</b>	<b>25</b>	<b>10</b>	<b>0</b>

## PINNING 'EM DEEP

P Sam Koch is the Ravens' all-time leader in punts inside the 20. In 2010, he posted a career-high 39 boots inside the 20, which were the NFL's second most and tied for sixth best all time in league history.

### PUNTS INSIDE THE 20 (Ravens History)

Rk.	Player	In 20
1.	<b>Sam Koch</b> .....	<b>225</b>
2.	Kyle Richardson.....	128
3.	Dave Zastudil.....	89

### PUNTS INSIDE THE 20 (2010 NFL Season)

Rk.	Player	In 20
1.	Steve Weatherford.....	42
2.	<b>Sam Koch</b> .....	<b>39</b>
3.	Andy Lee .....	34

### Koch Quick Hits:

- In 2010, Koch (39) tied (Kyle Richardson, 1999) for the most single-season punts inside the 20 in Ravens history.



BALTIMORE  
RAVENS

41

**ANTHONY LEVINE**

SAFETY | 5-11 | 203

COLLEGE: Tennessee State HS: RJ Reynolds (Winston-Salem, NC)

BORN: 3/27/87, Abbeville, LA

EXP. (NFL/RAVENS): 3/3 GP/GS (PLAYOFFS): 18/0 (0/0)

## TRANSACTIONS

Anthony Levine was signed to the Ravens' active roster from their practice squad on 11/17/12...Signed to the Ravens' practice squad as a free agent on 9/3/12...Waived by Green Bay on 8/31/12...Originally signed with the Packers as a rookie free agent on 5/3/10.

## CAREER

- Finished second on the team with a career-high 11 special teams tackles in 2013
- Recorded a career-high 3 special teams tackles (all solo) vs. NYJ (11/24/13) and at Det. (12/16/13)
- Saw action in his first-career NFL game in the 13-10 victory at Pit. (11/18/12)



**2013: (16/0)** Played in all 16 games for the first time in his career and finished second on the team with a career-high 11 special teams tackles

- Tied for the team lead (Albert McClellan) with 2 solo ST tackles in **game 16 at Cin. (12/29)**
- Led the team with a career-high-tying 3 special teams tackles in the 18-16 victory in **game 14 at Det. (12/16)**
- Led the team with a career-high 3 special teams tackles in the 19-3 win in **game 11 vs. NYJ (11/24)**

**2012: (2/0, 0/0)** Saw action in his first-career NFL games (played in two contests) and produced a solo special teams tackle, before being placed on Injured Reserve (shoulder) on 11/26

- Saw action on special teams and posted his first-career ST tackle in the 16-13 OT victory in **game 11 at SD (11/25)**
- Saw action in his first-career NFL game (on special teams) in the 13-10 victory in **game 10 at Pit. (11/18)**
- Signed to the Ravens' active roster from their practice squad on 11/17...Originally signed to the Ravens' practice squad on 9/3

**2010-11: (with Green Bay – 0/0, 0/0)** Spent the majority of the 2010 and 2011 seasons on the Packers' practice squad... Originally signed by Green Bay as a rookie free agent on 5/3/10

**COLLEGE:** Appeared in 40 games, including 24 starts, during his four-year career at Tennessee State...Posted 129 tackles (80 solo), 5 INTs (99 return yards), 7 PD and 1 FR...Appeared in all 11 games as a senior in 2009, earning second-team All-Ohio Valley Conference honors...Recorded 48 tackles (32 solo), 3 TFL, 2 INTs (70 return yards) and 1 PD...Played in 12 games, starting eight, in 2008, registering 34 tackles (20 solo), 3 INTs (29 return yards), 2 PD and 3 TFL...Played in eight games (five starts) in 2007, posting 21 tackles (16 solo) and 1 PD...Appeared in nine games in 2006, posting 26 tackles (12 solo), 3 PD and 1 FR...Was also on TSU's track team as a junior...Majored in psychology.

**HIGH SCHOOL, PERSONAL:** Prepped at RJ Reynolds (Winston-Salem, NC) HS, where he participated in football and track... As a senior in 2005, was named to the North Carolina High School All-Star West Team as a LB...Also selected as an All-State KR/PR and an All-Conference WR...Also a member of his high school's championship track team, where he ran the 100 and 200 meters, as well as the 4x100 and 4x200.

**COMMUNITY:** In 2013, Levine participated in events that promote PLAY 60, the NFL movement for an active generation...Events included the Hispanic Heritage Youth Football Clinic in downtown Baltimore and the Ravens TEAM Challenge Hometown Huddle...Supported his teammates' community efforts and those of the Ravens organization by attending Lardarius Webb's Celebrity Softball Game, Spring Football Festival and A Purple Evening, the annual women's event at M&T Bank Stadium.

## RUSH "D" NUMBER TO RAVE ABOUT

7

Rushing TDs the Ravens allowed in 2013, ranking as the NFL's fifth fewest. Baltimore also allowed just 79 rushing first downs (the NFL's seventh best).



# 41 ANTHONY LEVINE

## REGULAR SEASON

Year	Team	GP	GS	TACKLES			SACKS		INTERCEPTIONS					FUMBLES				
				TT	Solo	Asst.	No.	Yards	No.	Yards	LG	TD	PD	FF	FR	Yards		
2012	Baltimore	2	0	0	0	0	0.0	0.0	0	0	0	0	0	0	0	0	0	0
2013	Baltimore	16	0	0	0	0	0.0	0.0	0	0	0	0	0	0	0	0	0	0
<b>Totals</b>		<b>18</b>	<b>0</b>	<b>0</b>	<b>0</b>	<b>0</b>	<b>0.0</b>	<b>0.0</b>	<b>0</b>	<b>0</b>	<b>0</b>	<b>0</b>	<b>0</b>	<b>0</b>	<b>0</b>	<b>0</b>	<b>0</b>	<b>0</b>

SPECIAL TEAMS TACKLES (12): 2012 (1); 2013 (11)

## CAREER SINGLE-GAME HIGHS (REGULAR SEASON)

<b>Total Tackles:</b>	None	<b>Solo Tackles:</b>	None
<b>Sacks:</b>	None	<b>Interceptions:</b>	None
<b>Forced Fumbles:</b>	None	<b>Fumble Recoveries:</b>	None
<b>Passes Defensed:</b>	None		

## POSTSEASON

Year	Team	GP	GS	TACKLES			SACKS		INTERCEPTIONS					FUMBLES				
				TT	Solo	Asst.	No.	Yards	No.	Yards	LG	TD	PD	FF	FR	Yards		
2012	Baltimore	--	--	INJURED RESERVE - SHOULDER			--	--	--	--	--	--	--	--	--	--	--	--
<b>Totals</b>		<b>0</b>	<b>0</b>	<b>0</b>	<b>0</b>	<b>0</b>	<b>0.0</b>	<b>0.0</b>	<b>0</b>	<b>0</b>	<b>0</b>	<b>0</b>	<b>0</b>	<b>0</b>	<b>0</b>	<b>0</b>	<b>0</b>	<b>0</b>

## RAVENS POSTSEASON TURNOVER TABLE

In their playoff history, the Ravens have dominated the turnover battle, registering a +25 mark in 21 games. Under John Harbaugh (from 2008-13), the Ravens forced an NFL-best 38 turnovers in 13 playoff games.

### RAVENS PLAYOFF TURNOVER TABLE (All-Time Postseason Play)

Date	Game	+/-	Result
12/31/00	Wild Card vs. Denver	+1	W
01/07/01	Divisional at Tennessee	+1	W
01/14/01	AFC Championship at Oakland	+3	W
01/28/01	Super Bowl XXXV vs. NY Giants	+5	W
01/13/02	Wild Card at Miami	+2	W
01/20/02	Divisional at Pittsburgh	-3	L
01/03/04	Wild Card vs. Tennessee	+1	L
01/13/07	Divisional vs. Indianapolis	-2	L
01/04/09	Wild Card at Miami	+4	W
01/10/09	Divisional at Tennessee	+3	W
01/18/09	AFC Championship at Pittsburgh	-3	L
01/10/10	Wild Card at New England	+2	W
01/16/10	Divisional at Indianapolis	-3	L
01/09/11	Wild Card at Kansas City	+3	W
01/15/11	Divisional at Pittsburgh	-1	L
01/15/12	Divisional vs. Houston	+4	W
01/22/12	AFC Championship at New England	+2	L
01/06/13	Wild Card vs. Indianapolis	E	W
01/12/13	Divisional at Denver	+2	W
01/20/13	AFC Championship at New England	+3	W
02/03/13	Super Bowl XLVII vs. San Francisco	+1	W
<b>Totals</b>		<b>+25</b>	<b>14-7</b>



BALTIMORE  
**RAVENS**

**95**

**KAPRON LEWIS-MOORE**

DEFENSIVE END | 6-4 | 310

COLLEGE: Notre Dame HS: Weatherford, (TX)

BORN: 1/24/90, Weatherford, TX

EXP. (NFL/RAVENS): 2/2 GP/GS (PLAYOFFS): 0/0 (0/0)

## TRANSACTIONS

Kapron Lewis-Moore was placed on the Reserve/Non-Football Injury List (knee) on 8/27/13...Was originally selected with the Ravens' first pick in the sixth round (200th overall) of the 2013 NFL Draft.

## CAREER

- Spent his rookie season (2013) on the Reserve/Non-Football Injury List due to a knee injury suffered in college



**2013: (NFI)** Spent his entire rookie season on the Reserve/Non-Football Injury List due to a knee injury suffered in college during the BCS National Championship game against Alabama

**COLLEGE:** Helped Notre Dame produce the nation's No. 2 scoring defense (12.8 ppg), posting 40 tackles, including 8.5 TFL and 6 sacks (third best on the team in both categories) when he started all 13 games as a senior in 2012...Irish allowed the country's seventh-fewest yards per game (305.5 ypg), earning a 12-1 record and an appearance in the BCS National Championship Game vs. Alabama...Left the BCS Title Game against Alabama after tearing the ACL in his right knee...Tallied 32 tackles, including 4 TFL and 1.5 sacks in seven games, before sustaining a season-ending knee injury as a junior in 2011...Posted 4-or-more tackles in six of his seven games...Was one of 11 players (and only defensive player) to start all 13 games for the Irish as a sophomore in 2010...Totaled 62 tackles, ranking fifth on the team but first

among D-linemen, also totaling 680 snaps on defense, the most of any Irish lineman...Posted a career-high 10 tackles, including 3 solo stops, against Navy...Played in 12 games (nine starts) and led the Irish D-line and ranked sixth on the team with 46 tackles as a redshirt freshman in 2009...Tallied the second-most TFL (7) on the team, while his 2.5 sacks ranked third...Added 1 FF and 1 FR...Did not see any game action, as he redshirted his true freshman season in 2008.

**HIGH SCHOOL, PERSONAL:** Prepped at Weatherford (TX) HS, where he was named a *SuperPrep* All-American and the 41st-best defensive line prospect in the country as a senior... Also named to the Fabulous 55 team by the *Austin American-Statesman* for top players in Texas...Also played basketball and track and field...Graduated from Notre Dame's Mendoza College of Business and earned a degree in marketing...In 2012, he was enrolled in a graduate studies program at ND... **First name is pronounced CAP-rin.**

## SACK STREAK SNAPPED

Entering 2013's Week 13 game vs. Pittsburgh, in which the Ravens did not record a sack, Baltimore had posted at least 1 sack in 22-straight games, tying a franchise record. The original record spanned the 2000 and 2001 seasons.

### MOST CONSECUTIVE GAMES OPPONENTS SACKED

(Ravens Franchise History)

Games	Span/Seasons/Games
22	6th game in 2012 - 11th game in 2013
22	9th game in 2000 - 14th in 2001
21	5th game in 2008 - 9th game in 2009
21	15th game in 2005 - 3rd in 2007
21	8th game in 1997 - 12th in 1998

### CONSECUTIVE GAMES W/ AT LEAST 2 SACKS

(NFL Streaks Since 1990)

Games	Team	Span	Sacks
19	<b>Baltimore Ravens</b>	<b>2012-13</b>	<b>61</b>
19	Philadelphia Eagles	2003-04	58
16	Jacksonville Jaguars	2000-01	55
16	New York Giants	2010-11	52



BALTIMORE  
RAVENS

50

ALBERT McCLELLAN  
LINEBACKER | 6-2 | 248

COLLEGE: Marshall HS: Kathleen (Lakeland, FL)

BORN: 6/4/86, Lakeland, FL

EXP. (NFL/RAVENS): 4/4 GP/GS (PLAYOFFS): 45/13 (6/0)

## TRANSACTIONS

Albert McClellan signed with the Ravens as a rookie free agent on 5/6/10.

## CAREER

- Led the Ravens with a career-high-tying 12 special teams tackles in 2013
- Recorded his first-career NFL sack vs. Den. (12/16/12)
- Posted a career-high 8 tackles vs. Cle. (9/27/12)
- Started his first-career game vs. SF (11/24/11)
- Recorded his first-career tackle from scrimmage in the 23-20 victory at Pit. (11/6/11)
- Saw action in his first-career NFL game vs. Pit. (9/11/11)



**2013: (15/0)** Led the team with a career-high-tying 12 special teams tackles...Missed one game with a shoulder injury

- Tied for the team lead (Anthony Levine) with 2 solo special teams tackles in **game 16 at Cin. (12/29)**
- Tied for the team lead (Jeromy Miles) with 2 special teams tackles in the 29-26 win in **game 13 vs. Min. (12/8)**
- Recorded a solo special teams tackle before leaving the game in the second quarter with a shoulder injury in **game 4 at Buf. (9/29)**
- Tied for the team lead (James Ihedigbo) with 2 special teams tackles in **game 1 at Den. (9/5)**

**2012: (14/12, 4/0)** Posted career highs in every category, producing 42 tackles (29 solo), 1 sack, 2 PD and 2 FRs...Also netted 7 solo tackles and 1 FF on special teams

- Started and recorded 4 tackles, including his first-career NFL sack (-11 yards), and had 2 special teams stops and 1 FF in **game 14 vs. Den. (12/16)**
- Led the team with a career-high 8 tackles for a defense that held the Browns to 20% on third down (3-of-15) in the 23-16 victory in **game 4 vs. Cle. (9/27)**
- Posted 2 special teams tackles and saw action from scrimmage for a defense that forced 10 turnovers in four playoff games

**2011: (16/1, 2/0)** Led the team with 12 special teams tackles...Also produced 7 tackles (5 solo) from scrimmage

- Started his first-career NFL game and produced 4 tackles for a defense that recorded a franchise-record-tying 9 sacks in **game 11 vs. SF (11/24)**
- Posted his first-career tackle from scrimmage for a defense that held the Steelers to 70 rushing yards in the 23-20 win in **game 8 at Pit. (11/6)**

• Posted his first-career special teams stop in **game 2 at Ten. (9/18)**

• Saw action in his first-career NFL game on special teams in the 35-7 victory in the **season opener vs. Pit. (9/11)**

• Played in both playoff games, totaling 2 special teams stops

**2010: (PS)** Spent the season on the Ravens' practice squad

**COLLEGE:** The three-time captain appeared in 48 games (42 starts) during his five-year career at Marshall...Totaled 230 tackles (99 solo), 39.5 TFL, 19.5 sacks, 11 PD, 7 FFs and 1 FR during that time...Earned second-team All-Conference USA status as a senior in 2009 along with being tabbed as a preseason first-team All-CUSA selection...Started 12 of 13 games and notched 54 tackles (16 solo), 9 TFL, 3 sacks, 2 FFs and 2 PD in his final collegiate season...Had a career-high 15 tackles (3 solo), 3 TFL, 2 sacks, 1 FF and a blocked kick vs. Bowling Green...Was a first-team All-CUSA pick as a junior in 2008...Started all 12 games in which he played, totaling 59 tackles (18 solo), 4.5 TFL and 2.5 sacks while facing many double teams...Redshirted the 2007 season after suffering a preseason knee injury...Named CUSA Defensive MVP and was selected first-team All-CUSA by the media and coaches in his 2006 sophomore campaign...Finished fourth on the team with 77 tackles (41 solo)...Nationally, he ranked sixth in the NCAA in TFL (19) and seventh in sacks (11), both numbers that led his conference...His best performance of 2006 was at East Carolina, where he had 9 tackles (8 solo), a school-record 6.5 TFL, 3.5 sacks, 2 FFs and 1 PD...Played in 11 games with five starts as a freshman in 2005...He was selected to the *CollegeFootballNews.com* Freshman All-America and CUSA All-Freshman teams...Completed the season with 40 tackles (24 solo), 7 TFL, 3 sacks, 1 FR and 2 PD...Majored in business management at Marshall.



# 50 ALBERT McCLELLAN

**HIGH SCHOOL, PERSONAL:** Was a Florida Class 3A first-team All-State pick at Kathleen (FL) HS, the same high school attended by longtime Ravens LB Ray Lewis...As a senior, McClellan had 65 tackles and 12 sacks...Also played basketball.

**COMMUNITY:** Supported the Ravens Hometown Huddle in Oct. 2012 by taking part in the first-ever Ravens TEAM Challenge at M&T Bank Stadium...McClellan joined teammates and Ravens cheerleaders to complete various

tasks alongside students from Baltimore's Dogwood Elementary School...The NFL/United Way Hometown Huddle is a league-wide day of service designed to bring awareness and impact to the issue of youth health and fitness...In 2013, supported his teammates' community efforts and those of the Ravens organization by attending Vonta Leach's Celebrity Billiards Tournament benefitting breast cancer research, Lardarius Webb's Celebrity Softball Game and A Purple Evening, the annual women's event at M&T Bank Stadium.

## 2012

### GAME-BY-GAME DEFENSE

#### RAVENS

Date/Opp.	TT	Solo	Asst.	Sacks	INT	PD	FF	FR
9/10 vs. Cin.	2	2	0	0-0	0-0	0	0	0
9/16 @ Phi.	6	5	1	0-0	0-0	1	0	1
9/23 vs. NE	1	1	0	0-0	0-0	0	0	0
9/27 vs. Cle.	8	5	3	0-0	0-0	0	0	0
10/7 @ KC	2	1	1	0-0	0-0	0	0	0
10/14 vs. Dal.	3	2	1	0-0	0-0	0	0	0
10/21 @ Hou.	1	0	1	0-0	0-0	0	0	0
11/4 @ Cle.	1	0	1	0-0	0-0	0	0	0
11/11 vs. Oak.	3	3	0	0-0	0-0	0	0	1
11/18 @ Pit.	1	1	0	0-0	0-0	1	0	0
11/25 @ SD	2	0	2	0-0	0-0	0	0	0
12/2 vs. Pit.	5	4	1	0-0	0-0	0	0	0
12/9 @ Was.	3	2	1	0-0	0-0	0	0	0
12/16 vs. Den.	4	3	1	1-11	0-0	0	0	0
12/23 vs. NYG	INACTIVE - THIGH/SHOULDER							
12/30 @ Cin.	ACTIVE, BUT DID NOT PLAY							
<b>Totals</b>	<b>42</b>	<b>29</b>	<b>13</b>	<b>1-11</b>	<b>0-0</b>	<b>2</b>	<b>0</b>	<b>2</b>

#### Playoffs

1/6/13 vs. Ind.	0	0	0	0-0	0-0	0	0	0
1/12/13 @ Den.	0	0	0	0-0	0-0	0	0	0
1/20/13 @ NE	SAW ACTION ON SPECIAL TEAMS							
2/3/13 @ SF	0	0	0	0-0	0-0	0	0	0
<b>Totals</b>	<b>0</b>	<b>0</b>	<b>0</b>	<b>0-0</b>	<b>0-0</b>	<b>0</b>	<b>0</b>	<b>0</b>

## 2011

### GAME-BY-GAME DEFENSE

#### RAVENS

Date/Opp.	TT	Solo	Asst.	Sacks	INT	PD	FF	FR
9/11 vs. Pit.	SAW ACTION ON SPECIAL TEAMS							
9/18 @ Ten.	SAW ACTION ON SPECIAL TEAMS							
9/25 @ STL	SAW ACTION ON SPECIAL TEAMS							
10/2 vs. NYJ	SAW ACTION ON SPECIAL TEAMS							
10/16 vs. Hou.	SAW ACTION ON SPECIAL TEAMS							
10/24 @ Jax.	SAW ACTION ON SPECIAL TEAMS							
10/30 vs. Ari.	SAW ACTION ON SPECIAL TEAMS							
11/6 @ Pit.	1	1	0	0-0	0-0	0	0	0
11/13 @ Sea.	0	0	0	0-0	0-0	0	0	0
11/20 vs. Cin.	SAW ACTION ON SPECIAL TEAMS							
11/24 vs. SF	4	2	2	0-0	0-0	0	0	0
12/4 @ Cle.	SAW ACTION ON SPECIAL TEAMS							
12/11 vs. Ind.	0	0	0	0-0	0-0	0	0	0
12/18 @ SD	2	2	0	0-0	0-0	0	0	0
12/24 vs. Cle.	0	0	0	0-0	0-0	0	0	0
1/1/12 @ Cin.	0	0	0	0-0	0-0	0	0	0
<b>Totals</b>	<b>7</b>	<b>5</b>	<b>2</b>	<b>0-0</b>	<b>0-0</b>	<b>0</b>	<b>0</b>	<b>0</b>

#### Playoffs

1/15/12 vs. Hou.	SAW ACTION ON SPECIAL TEAMS							
1/22/12 @ NE	SAW ACTION ON SPECIAL TEAMS							
<b>Totals</b>	<b>0</b>	<b>0</b>	<b>0</b>	<b>0-0</b>	<b>0-0</b>	<b>0</b>	<b>0</b>	<b>0</b>

## REGULAR SEASON

Year	Team	GP	GS	TACKLES			SACKS		INTERCEPTIONS					FUMBLES			
				TT	Solo	Asst.	No.	Yards	No.	Yards	LG	TD	PD	FF	FR	Yards	
2010	Baltimore	--	--	RAVENS PRACTICE SQUAD			--	--	--	--	--	--	--	--	--	--	--
2011	Baltimore	16	1	7	5	2	0.0	0.0	0	0	0	0	0	0	0	0	0
2012	Baltimore	14	12	42	29	13	1.0	11.0	0	0	0	0	2	0	2	0	0
2013	Baltimore	15	0	0	0	0	0.0	0.0	0	0	0	0	0	0	0	0	0
<b>Totals</b>		<b>45</b>	<b>13</b>	<b>49</b>	<b>34</b>	<b>15</b>	<b>1.0</b>	<b>11.0</b>	<b>0</b>	<b>0</b>	<b>0</b>	<b>0</b>	<b>2</b>	<b>0</b>	<b>2</b>	<b>0</b>	<b>0</b>

**SPECIAL TEAMS TACKLES (31):** 2011 (12); 2012 (7); 2013 (12)

## CAREER SINGLE-GAME HIGHS (REGULAR SEASON)

### Total Tackles:

8 (9/27/12 vs. Cle.)

### Sacks:

1 (12/16/12 vs. Den.)

### Forced Fumbles:

None

### Passes Defensed:

1 2 times (last: 11/18/12 at Pit.)

### Solo Tackles:

5 2 times (last: 9/27/12 vs. Cle.)

### INTs:

None

### Fumble Recoveries:

1 2 times (last: 11/11/12 vs. Oak.)

## POSTSEASON

Year	Team	GP	GS	TACKLES			SACKS		INTERCEPTIONS					FUMBLES			
				TT	Solo	Asst.	No.	Yards	No.	Yards	LG	TD	PD	FF	FR	Yards	
2010	Baltimore	--	--	RAVENS PRACTICE SQUAD			--	--	--	--	--	--	--	--	--	--	--
2011	Baltimore	2	0	0	0	0	0.0	0.0	0	0	0	0	0	0	0	0	0
2012	Baltimore	4	0	0	0	0	0.0	0.0	0	0	0	0	0	0	0	0	0
<b>Totals</b>		<b>6</b>	<b>0</b>	<b>0</b>	<b>0</b>	<b>0</b>	<b>0.0</b>	<b>0.0</b>	<b>0</b>	<b>0</b>	<b>0</b>	<b>0</b>	<b>0</b>	<b>0</b>	<b>0</b>	<b>0</b>	<b>0</b>



BALTIMORE  
RAVENS

90

**PERNELL MCPHEE**  
OUTSIDE LINEBACKER | 6-3 | 280

COLLEGE: Mississippi State HS: Pahokee (FL)

BORN: 12/17/88, Pahokee, FL

EXP. (NFL/RAVENS): 4/4 GP/GS (PLAYOFFS): 44/6 (6/0)

## TRANSACTIONS

Pernelle McPhee was selected in the fifth round (165th overall) of the 2011 NFL Draft...Was the second of two Baltimore picks in the round (CB Chykie Brown, 164th).

## CAREER

- Has 65 tackles (47 solo), 9.5 sacks (-56 yards), 3 PD, 2 FF and 1 FR
- Posted a career-high 4 tackles (since tied twice) vs. Dal. (10/14/12)
- Started his first-career game vs. Cin. (9/10/12)
- Produced a career-high 2 sacks in the 24-10 victory at Cle. (12/4/11)
- Posted his first-career sack at STL (9/25/11)
- Saw action in his first-career NFL game and recorded his first-career tackle vs. Pit. (9/11/11)



**2013: (16/0)** Produced 21 tackles (tying the second-highest total of his career), including 13 solo...Added 2 sacks (-13 yards), 1 PD and 1 FF

- Recorded a career-high-tying 4 tackles, including 1 sack (-7 yards), for a defense that allowed just 3 points and held the Jets to 8% (1-of-12) on third down in the 19-3 win in **game 11 vs. NYJ (11/24)**
- Posted 1 sack (-6 yards) for a defense that allowed 22 rushing yards (fourth fewest by an opponent in franchise history) in the 26-23 victory in **game 5 at Mia. (10/6)**
- Recorded a career-high-tying 4 tackles, including 3 solo, for a defense that forced 3 turnovers in **game 4 at Buf. (9/29)**

**2012: (12/6, 4/0)** Established a career high with six starts, despite missing four games with a thigh injury...Produced 21 tackles (18 solo) and 1.5 sacks (-12 yards)

- Recorded a sack (-6 yards) in **game 14 vs. Den. (12/16)**
- Posted a career-high 4 tackles (all solo) in the 31-29 victory in **game 6 vs. Dal. (10/14)**
- Started and contributed 3 solo tackles, including 2 TFL, for a defense that forced 4 turnovers in the victory over the Chiefs in **game 5 at KC (10/7)**
- Posted 3 solo tackles for a defense that held the Browns to 20% on third down (3-of-15) in the 23-16 victory in **game 4 vs. Cle. (9/27)**
- Started his first-career NFL game and netted 1 tackle and a half-sack (shared with Courtney Upshaw) in the 44-13 victory in **game 1 vs. Cin. (9/10)**
- Recorded 4 tackles, 1 sack, 2 PD, 1 FF and 1 FR for a defense that forced 10 turnovers in four playoff games

- Posted 3 tackles, including a sack and a FF (recovered by the Ravens) for a defense that forced 3 turnovers and allowed just 3.0 yards per rushing attempt in the 38-35 double-overtime win in the **Divisional game at Den. (1/12/13)**

**2011: (16/0, 2/0)** Finished second on the team with 6 sacks for the NFL's third-ranked defense (288.9 ypg)...Led all Ravens rookies with a career-high 23 tackles, while also netting 2 PD, 1 FF and 1 FR

- Produced a career-high 2 sacks, among 3 tackles, in the 24-10 victory in **game 12 at Cle. (12/4)**
- Netted 3 tackles and a sack on fourth down with 33 seconds remaining to seal the victory in the 31-24 win in **game 10 vs. Cin. (11/20)**
- Recorded 3 tackles, including a half-sack, for a defense that held the Jaguars to 205 total yards and 13% (2-of-16) on third down in **game 6 at Jax. (10/24)**
- Produced 2 solo tackles and his first-career sack (part of 5 for the Ravens' defense) in the 37-7 victory in **game 3 at STL (9/25)**
- Played in his first-career NFL game, posting 1 tackle, 1 PD and 1 FR in the 35-7 victory in the **season opener vs. Pit. (9/11)**
- Posted a PD for a team that forced 7 turnovers in two playoff games

**COLLEGE:** Started all 25 games during his career at Mississippi State, totaling 91 tackles (46 solo), 7 sacks (-43 yards), 22 TFL (-91 yards) and 20 QB pressures...Also posted 2 FFs and 4 PD...Earned All-SEC first-team honors from the league's coaches and served as a team captain as a senior in 2010...Started all 13 games and ranked ninth for the Bulldogs with 35 tackles (14 solo), adding 2 sacks (-19 yards)...Also

# 90 PERNELL McPHEE

finished second on the team with 10 TFL (-46 yards), was credited with 12 QB pressures and tallied 1 FF...Helped lead a defensive unit that allowed 19.8 points per game and forced 28 turnovers (13 INT and 15 fumbles)...Earned first-team All-SEC accolades, producing 56 tackles (32 solo) and a team-high 5 sacks for (-24 yards) in 13 games as a junior in 2009... Tied for fifth in the conference with 12 TFL (-45 yards), 4 PD and 1 FF...In 18 games at Itawamba (MS) Community College, he totaled 124 tackles (92 solo), 32.5 sacks (-225 yards), 73.5 TFL (-326 yards), 47 QB pressures and 4 FFs...Played in eight games, leading the nation with 13.5 sacks (-109 yards), 37 TFL (-160 yards) and adding 22 QB pressures as a sophomore in 2008...Posted 57 tackles (42 solo) and 2 FFs to earn NJCAA All-American first-team honors...As a freshman at ICC in 2007, led all of the NJCAA with 19 sacks (-116 yards)...That season marked only his second year of playing organized football (began as a senior in high school).

**HIGH SCHOOL, PERSONAL:** Prepped at Pahokee (FL) HS and played one year of football...Played OT and DE, compiling 75 tackles and 19 sacks during his senior season, also forcing 12 fumbles...Helped lead Pahokee to a 14-0 record and the Florida State Class 2B Championship, while earning All-State honors...Also a two-year starter in basketball...Was a general studies major at Mississippi State.

**COMMUNITY:** Supported The Dugout Zone's Clothing Drive in Dec. 2011...Signed autographs and took pictures with fans who donated clothes...Supported the Ravens' and teammates' charitable efforts by participating in former teammate Anquan Boldin's eighth annual Q-Festival Weekend, Torrey Smith's Celebrity Waiter Night, Lardarius Webb's Charity Bowling Classic, celebrity softball game and Thanksgiving food distribution at Baltimore's Webster Kendrick Boys & Girls Club, Spring Football Festival and A Purple Evening, the Ravens' annual women's event at M&T Bank Stadium.

## 2013

### GAME-BY-GAME DEFENSE

#### RAVENS

Date/Opp.	TT	Solo	Asst.	Sacks	INT	PD	FF	FR
9/5 @ Den.	1	1	0	0-0	0-0	0	0	0
9/15 vs. Cle.	1	1	0	0-0	0-0	0	0	0
9/22 vs. Hou.	2	0	2	0-0	0-0	0	0	0
9/29 @ Buf.	4	3	1	0-0	0-0	0	0	0
10/6 @ Mia.	1	1	0	1-6	0-0	0	0	0
10/13 vs. GB	1	1	0	0-0	0-0	1	0	0
10/20 @ Pit.	0	0	0	0-0	0-0	0	0	0
11/3 @ Cle.	1	1	0	0-0	0-0	0	1	0
11/10 vs. Cin.	1	0	1	0-0	0-0	0	0	0
11/17 @ Chi.	1	1	0	0-0	0-0	0	0	0
11/24 vs. NYJ	4	3	1	1-7	0-0	0	0	0
11/28 vs. Pit.	2	1	1	0-0	0-0	0	0	0
12/8 vs. Min.	1	0	1	0-0	0-0	0	0	0
12/16 @ Det.	0	0	0	0-0	0-0	0	0	0
12/22 vs. NE	0	0	0	0-0	0-0	0	0	0
12/29 @ Cin.	1	0	1	0-0	0-0	0	0	0
<b>Totals</b>	<b>21</b>	<b>13</b>	<b>8</b>	<b>2-13</b>	<b>0-0</b>	<b>1</b>	<b>1</b>	<b>0</b>

## 2012

### GAME-BY-GAME DEFENSE

#### RAVENS

Date/Opp.	TT	Solo	Asst.	Sacks	INT	PD	FF	FR
9/10 vs. Cin.	1	0	1	0.5-6	0-0	0	0	0
9/16 @ Phi.	3	3	0	0-0	0-0	0	0	0
9/23 vs. NE	2	1	1	0-0	0-0	0	0	0
9/27 vs. Cle.	3	3	0	0-0	0-0	0	0	0
10/7 @ KC	3	3	0	0-0	0-0	0	0	0
10/14 vs. Dal.	4	4	0	0-0	0-0	0	0	0
10/21 @ Hou.	0	0	0	0-0	0-0	0	0	0
11/4 @ Cle.				INACTIVE - THIGH				
11/11 vs. Oak.				INACTIVE - THIGH				
11/18 @ Pit.				INACTIVE - THIGH				
11/25 @ SD				INACTIVE - THIGH				
12/2 vs. Pit.	1	1	0	0-0	0-0	0	0	0
12/9 @ Was.	2	1	1	0-0	0-0	0	0	0
12/16 vs. Den.	1	1	0	1-6	0-0	0	0	0
12/23 vs. NYG	1	1	0	0-0	0-0	0	0	0
12/30 @ Cin.	0	0	0	0-0	0-0	0	0	0
<b>Total</b>	<b>21</b>	<b>18</b>	<b>3</b>	<b>1.5-12</b>	<b>0-0</b>	<b>0</b>	<b>0</b>	<b>0</b>
<b>Playoffs</b>								
1/6/13 vs. Ind.	1	0	1	0-0	0-0	0	0	1
1/12/13 @ Den.	3	2	1	1-9	0-0	0	1	0
1/20/13 @ NE	0	0	0	0-0	0-0	2	0	0
2/3/13 @ SF	0	0	0	0-0	0-0	0	0	0
<b>Totals</b>	<b>4</b>	<b>2</b>	<b>2</b>	<b>1-9</b>	<b>0-0</b>	<b>2</b>	<b>1</b>	<b>1</b>

## 2011

### GAME-BY-GAME DEFENSE

#### RAVENS

Date/Opp.	TT	Solo	Asst.	Sacks	INT	PD	FF	FR
9/11 vs. Pit.	1	0	1	0-0	0-0	1	0	1
9/18 @ Ten.	2	2	0	0-0	0-0	0	0	0
9/25 @ STL	2	2	0	1-4	0-0	0	0	0
10/2 vs. NYJ	0	0	0	0-0	0-0	0	0	0
10/16 vs. Hou.	1	1	0	1-1	0-0	0	1	0
10/24 @ Jax.	3	1	2	0.5-2	0-0	0	0	0
10/30 vs. Ari.	1	1	0	0-0	0-0	0	0	0
11/6 @ Pit.	2	1	1	0.5-4	0-0	0	0	0
11/13 @ Sea.	0	0	0	0-0	0-0	0	0	0
11/20 vs. Cin.	3	2	1	1-5	0-0	0	0	0
11/24 vs. SF	2	2	0	0-0	0-0	0	0	0
12/4 @ Cle.	3	3	0	2-15	0-0	0	0	0
12/11 vs. Ind.	0	0	0	0-0	0-0	0	0	0
12/18 @ SD	1	0	1	0-0	0-0	0	0	0
12/24 vs. Cle.	2	1	1	0-0	0-0	0	0	0
1/1/12 @ Cin.	0	0	0	0-0	0-0	1	0	0
<b>Totals</b>	<b>23</b>	<b>16</b>	<b>7</b>	<b>6-31</b>	<b>0-0</b>	<b>2</b>	<b>1</b>	<b>1</b>
<b>Playoffs</b>								
1/15/12 vs. Hou.	0	0	0	0-0	0-0	1	0	0
1/22/12 @ NE	0	0	0	0-0	0-0	0	0	0
<b>Totals</b>	<b>0</b>	<b>0</b>	<b>0</b>	<b>0-0</b>	<b>0-0</b>	<b>1</b>	<b>0</b>	<b>0</b>





# 90 PERNELL McPHEE

## REGULAR SEASON

Year	Team	GP	GS	TACKLES			SACKS		INTERCEPTIONS					FUMBLES		
				TT	Solo	Asst.	No.	Yards	No.	Yards	LG	TD	PD	FF	FR	Yards
2011	Baltimore	16	0	23	16	7	6.0	31.0	0	0	0	0	2	1	1	0
2012	Baltimore	12	6	21	18	3	1.5	12.0	0	0	0	0	0	0	0	0
2013	Baltimore	16	0	21	13	8	2.0	13.0	0	0	0	0	1	1	0	0
<b>Totals</b>		<b>44</b>	<b>6</b>	<b>65</b>	<b>47</b>	<b>18</b>	<b>9.5</b>	<b>56.0</b>	<b>0</b>	<b>0</b>	<b>0</b>	<b>0</b>	<b>3</b>	<b>2</b>	<b>1</b>	<b>0</b>

## CAREER SINGLE-GAME HIGHS (REGULAR SEASON)

**Total Tackles:**  
4 3 times (last: 11/24/13 vs. NYJ)

**Solo Tackles:**  
4 (10/14/12 vs. Dal.)

**Sacks:**  
2 (12/4/11 at Cle.)

**Forced Fumbles:**  
1 2 times (last: 11/3/13 at Cle.)

**Passes Defensed:**  
1 3 times (last: 10/13/13 vs. GB)

**INTs:**  
None

**Fumble Recoveries:**  
1 (9/11/11 vs. Pit.)

## POSTSEASON

Year	Team	GP	GS	TACKLES			SACKS		INTERCEPTIONS					FUMBLES		
				TT	Solo	Asst.	No.	Yards	No.	Yards	LG	TD	PD	FF	FR	Yards
2011	Baltimore	2	0	0	0	0	0.0	0.0	0	0	0	0	1	0	0	0
2012	Baltimore	4	0	4	2	2	1.0	9.0	0	0	0	0	2	1	1	0
<b>Totals</b>		<b>6</b>	<b>0</b>	<b>4</b>	<b>2</b>	<b>2</b>	<b>1.0</b>	<b>9.0</b>	<b>0</b>	<b>0</b>	<b>0</b>	<b>0</b>	<b>3</b>	<b>1</b>	<b>1</b>	<b>0</b>





BALTIMORE  
RAVENS

36

**JEROMY MILES**  
SAFETY | 6-2 | 211

COLLEGE: Massachusetts HS: Winslow (Sicklerville, NJ)  
BORN: 7/20/87, Voorhees, NJ  
EXP. (NFL/RAVENS): 5/2 GP/GS (PLAYOFFS): 51/1 (2/0)

## TRANSACTIONS

Jeromy Miles re-signed with the Ravens (one-year contract) on 3/14/14...Was assigned to the Ravens via the waiver system on 9/24/13...Released by the Bengals on 9/21/13...Re-signed with Cincinnati on 9/18/13...Waived by the Bengals on 9/16/13...Signed to the Bengals' active roster from their practice squad on 11/24/10...Signed to the Bengals' practice squad on 9/5/10...Waived by Cincinnati on 9/4/10...Originally signed as an undrafted free agent by the Bengals on 4/30/10.

## CAREER

- Has 18 tackles, including 13 solo from scrimmage and 40 special teams stops
- Recorded a career high 7 tackles in his first-career start vs. Cle. (9/16/12) while with the Bengals
- Recorded a career-high 14 special teams tackles in 2011



**2013: (with Cincinnati/Baltimore – 13/0)** Finished tied for third on the team (Chykie Brown and Brynden Trawick) with 8 special teams tackles (finished the season with 9 total ST stops, recording 1 with the Bengals earlier in the season)...Signed with the Ravens on 9/24 after being waived by the Bengals on 9/21

- Tied for the team lead (Albert McClellan) with 2 special teams tackles in the 29-26 victory in **game 13 vs. Min. (12/8)**
- Led the team with 2 solo special teams tackles in **game 6 vs. GB (10/13)**
- Saw his first action as a Raven, posting a solo special teams tackle in the 26-23 victory in **game 5 at Mia. (10/6)**...Signed with the Ravens on 9/24 after being waived by the Bengals on 9/21
- Recorded a solo special teams tackle while with the Bengals in the **season opener at Chi. (9/8)**

**2012: (with Cincinnati – 16/1, 1/0)** Recorded a career-high 15 tackles (10 solo) from scrimmage, adding 13 special teams stops (11 solo)

- Produced 4 solo tackles from scrimmage and 1 special teams stop in the **season finale vs. Bal. (12/30)**
- Started his first-career NFL game and recorded a career-high 7 tackles in **game 2 vs. Cle. (9/16)**
- Contributed 3 tackles (2 solo) in **game 1 at Bal. (9/10)**

**2011: (with Cincinnati – 16/0, 1/0)** Netted 2 tackles from scrimmage and a career-high 14 special teams tackles

- Had 2 solo special teams stops in **game 15 vs. Ari. (12/24)**
- Posted a career-high 5 special teams tackles, including 4 solo in **game 11 vs. Cle. (11/27)**

**2010: (with Cincinnati – 6/0)** Saw action both from scrimmage and on special teams, recording 4 special teams tackles (3 solo)

- Saw action in his first-career NFL game and posted 2 solo special teams tackles in **game 11 at NYJ (11/25)**

**COLLEGE:** Totaled 294 tackles, 9 INTs, 23 PD and 7 FFs in 49 games (47 starts) during his collegiate career at Massachusetts...Started all 36 games he played in at UMass (2007-09) after transferring from Navy, where he played in 2006...Earned 2009 first-team All-America honors in NCAA Division I-FCS as a senior at UMass in 2009...Played 13 games with 11 starts in 2006 for a Navy team that finished 9-4 with a berth in the Meineke Car Care Bowl...Earned academic All-Conference honors at UMass en route to earning a degree in kinesiology.

**HIGH SCHOOL, PERSONAL:** Attended Winslow (Sicklerville, NJ) HS, where he earned multiple letters in football, baseball and track, helping track team win three state championships.

**COMMUNITY:** Supports Ravens' players and team events, including Ray Rice's Thanksgiving distribution at The Helping Up Mission and the Ravens PLAY 60 Youth Military Combine, a football clinic for children from military families...In Dec. 2013, visited and spoke to youth at the Baltimore City Juvenile Justice Center to provide inspiration and motivation.

## DID YOU KNOW?

In 2013, senior NFL writer Rick Gosselin of *The Dallas Morning News* ranked the Ravens' special teams unit No. 5 in the league in his annual comprehensive ratings system that is based on 22 categories, assigning points according to each standing – 1 for best, 32 for worst. In 2012, Gosselin ranked the Ravens' unit No. 2 in the NFL, just behind the Vikings.

# 36 JEROMY MILES

## 2013

### GAME-BY-GAME DEFENSE

#### RAVENS

Date/Opp.	TT	Solo	Asst.	Sacks	INT	PD	FF	FR
9/5 @ Den.								
9/15 vs. Cle.								
9/22 vs. Hou.								
9/29 @ Buf.								
10/6 @ Mia.								
10/13 vs. GB								
10/20 @ Pit.								
11/3 @ Cle.								
11/10 vs. Cin.								
11/17 @ Chi.	0	0	0	0-0	0-0	0	0	0
11/24 vs. NYJ								
11/28 vs. Pit.	1	1	0	0-0	0-0	0	0	0
12/8 vs. Min.								
12/16 @ Det.								
12/22 vs. NE								
12/29 @ Cin.								
<b>Totals</b>	<b>1</b>	<b>1</b>	<b>0</b>	<b>0-0</b>	<b>0-0</b>	<b>0</b>	<b>0</b>	<b>0</b>

## 2012

### GAME-BY-GAME DEFENSE

#### BENGALS

Date/Opp.	TT	Solo	Asst.	Sacks	INT	PD	FF	FR
9/10 @ Bal.	3	2	1	0-0	0-0	0	0	0
9/16 vs. Cle.	7	3	4	0-0	0-0	0	0	0
9/23 @ Was.	0	0	0	0-0	0-0	0	0	0
9/30 @ Jax.	0	0	0	0-0	0-0	0	0	0
10/7 vs. Mia.	0	0	0	0-0	0-0	0	0	0
10/14 @ Cle.	0	0	0	0-0	0-0	0	0	0
10/21 vs. Pit.	0	0	0	0-0	0-0	0	0	0
11/4 vs. Den.	0	0	0	0-0	0-0	0	0	0
11/11 vs. NYG	0	0	0	0-0	0-0	0	0	0
11/18 @ KC	1	1	0	0-0	0-0	0	0	0
11/25 vs. Oak.	0	0	0	0-0	0-0	0	0	0
12/2 @ SD	0	0	0	0-0	0-0	0	0	0
12/9 vs. Dal.	0	0	0	0-0	0-0	0	0	0
12/13 @ Phi.	0	0	0	0-0	0-0	0	0	0
12/23 @ Pit.	0	0	0	0-0	0-0	0	0	0
12/30 vs. Bal.	4	4	0	0-0	0-0	0	0	0
<b>Totals</b>	<b>15</b>	<b>10</b>	<b>5</b>	<b>0-0</b>	<b>0-0</b>	<b>0</b>	<b>0</b>	<b>0</b>
<b>Playoffs</b>								
1/5/13 @ Hou.	0	0	0	0	0	0	0	0
<b>Totals</b>	<b>0</b>	<b>0</b>	<b>0</b>	<b>0</b>	<b>0</b>	<b>0</b>	<b>0</b>	<b>0</b>

## 2011

### GAME-BY-GAME DEFENSE

#### BENGALS

Date/Opp.	TT	Solo	Asst.	Sacks	INT	PD	FF	FR
9/11 @ Cle.	0	0	0	0-0	0-0	0	0	0
9/18 @ Den.	0	0	0	0-0	0-0	0	0	0
9/25 vs. SF	0	0	0	0-0	0-0	0	0	0
10/2 vs. Buf.	0	0	0	0-0	0-0	0	0	0
10/9 @ Jax.	0	0	0	0-0	0-0	0	0	0
10/16 vs. Ind.	0	0	0	0-0	0-0	0	0	0
10/30 @ Sea.	0	0	0	0-0	0-0	0	0	0
11/6 @ Ten.	0	0	0	0-0	0-0	0	0	0
11/13 vs. Pit.	0	0	0	0-0	0-0	0	0	0
11/20 @ Bal.	0	0	0	0-0	0-0	0	0	0
11/27 vs. Cle.	0	0	0	0-0	0-0	0	0	0
12/4 @ Pit.	2	2	0	0-0	0-0	0	0	0
12/11 vs. Hou.	0	0	0	0-0	0-0	0	0	0
12/18 @ STL	0	0	0	0-0	0-0	0	0	0
12/24 vs. Ari.	0	0	0	0-0	0-0	0	0	0
1/1/12 vs. Bal.	0	0	0	0-0	0-0	0	0	0
<b>Totals</b>	<b>2</b>	<b>2</b>	<b>0</b>	<b>0-0</b>	<b>0-0</b>	<b>0</b>	<b>0</b>	<b>0</b>
<b>Playoffs</b>								
1/7/12 @ Hou.	0	0	0	0-0	0-0	0	0	0
<b>Totals</b>	<b>0</b>	<b>0</b>	<b>0</b>	<b>0-0</b>	<b>0-0</b>	<b>0</b>	<b>0</b>	<b>0</b>

## 2010


### GAME-BY-GAME DEFENSE

#### BENGALS

Date/Opp.	TT	Solo	Asst.	Sacks	INT	PD	FF	FR
9/12 @ NE								
9/19 vs. Bal.								
9/26 @ Car.								
10/3 @ Cle.								
10/10 vs. TB								
10/24 @ Atl.								
10/31 vs. Mia.								
11/8 vs. Pit.								
11/14 @ Ind.								
11/21 vs. Buf.								
11/25 @ NYJ	0	0	0	0-0	0-0	0	0	0
12/5 vs. NO	0	0	0	0-0	0-0	0	0	0
12/12 @ Pit.	0	0	0	0-0	0-0	0	0	0
12/19 vs. Cle.	0	0	0	0-0	0-0	0	0	0
12/26 vs. SD	0	0	0	0-0	0-0	0	0	0
1/2/11 @ Bal.	0	0	0	0-0	0-0	0	0	0
<b>Totals</b>	<b>0</b>	<b>0</b>	<b>0</b>	<b>0-0</b>	<b>0-0</b>	<b>0</b>	<b>0</b>	<b>0</b>

## ED BLOCK COURAGE AWARD

The Ed Block Courage Award annually honors a player from each of the 32 NFL teams who exemplifies a commitment to the principles of sportsmanship and courage. The winners are selected for courageous effort, as well as individual performance. Voting is conducted by each team's players. The Ed Block Courage Award recipient also symbolizes professionalism, great strength and dedication. The award is named after the late Baltimore Colts' trainer Ed Block.



### RAVENS WINNERS

1996 - DE Anthony Pleasant	2005 - CB Dale Carter
1997 - C Wally Williams	2006 - DB Corey Ivy
1998 - S Stevon Moore	2007 - CB Samari Rolle
1999 - LB Peter Boulware	2008 - S Ed Reed
2000 - S Anthony Poindexter	2009 - S Dawan Landry
2001 - S Corey Harris	2010 - WR Donte' Stallworth
2002 - T Ethan Brooks	2011 - LS Morgan Cox
2003 - DE Marques Douglas	2012 - OLB Terrell Suggs
2004 - T Orlando Brown	2013 - LB Jameel McClain



# 36 JEROMY MILES

## REGULAR SEASON

Year	Team	GP	GS	TACKLES			SACKS		INTERCEPTIONS					FUMBLES			
				TT	Solo	Asst.	No.	Yards	No.	Yards	LG	TD	PD	FF	FR	Yards	
2010	Cincinnati	6	0	0	0	0	0.0	0.0	0	0	0	0	0	0	0	0	0
2011	Cincinnati	16	0	2	2	0	0.0	0.0	0	0	0	0	0	0	0	0	0
2012	Cincinnati	16	1	15	10	5	0.0	0.0	0	0	0	0	0	0	0	0	0
2013	Cin./Bal.	*13	0	1	1	0	0.0	0.0	0	0	0	0	0	0	0	0	0
<b>Totals</b>		<b>51</b>	<b>1</b>	<b>18</b>	<b>13</b>	<b>5</b>	<b>0.0</b>	<b>0.0</b>	<b>0</b>	<b>0</b>	<b>0</b>	<b>0</b>	<b>0</b>	<b>0</b>	<b>0</b>	<b>0</b>	<b>0</b>

\*PLAYED 1 GAME WITH CIN. PRIOR TO BEING SIGNED BY THE RAVENS ON 9/24/13

SPECIAL TEAMS TACKLES (40): 2010 (4); 2011 (14); 2012 (13); 2013 (\*\*9)

\*\*RECORDED 1 TACKLE WITH THE BENGALS BEFORE POSTING 8 WITH THE RAVENS DURING THE FINAL 12 GAMES OF THE SEASON

## CAREER SINGLE-GAME HIGHS (REGULAR SEASON)

<b>Total Tackles:</b> 7 (9/16/12 vs. Cle.)	<b>Solo Tackles:</b> 4 (12/30/12 vs. Bal.)
<b>Sacks:</b> None	<b>INTs:</b> None
<b>Forced Fumbles:</b> None	<b>Fumble Recoveries:</b> None
<b>Passes Defensed:</b> None	

## POSTSEASON

Year	Team	GP	GS	TACKLES			SACKS		INTERCEPTIONS					FUMBLES			
				TT	Solo	Asst.	No.	Yards	No.	Yards	LG	TD	PD	FF	FR	Yards	
2011	Cincinnati	1	0	0	0	0	0.0	0.0	0	0	0	0	0	0	0	0	0
2012	Cincinnati	1	0	0	0	0	0.0	0.0	0	0	0	0	0	0	0	0	0
<b>Totals</b>		<b>2</b>	<b>0</b>	<b>0</b>	<b>0</b>	<b>0</b>	<b>0.0</b>	<b>0.0</b>	<b>0</b>	<b>0</b>	<b>0</b>	<b>0</b>	<b>0</b>	<b>0</b>	<b>0</b>	<b>0</b>	<b>0</b>

## RAVENS ALL-TIME TOP 10 OFFENSIVE/DEFENSIVE GAMES

(Total Net Yards - Regular Season and Postseason)

### OFFENSIVE

Rank	Yards	Rush	Pass	Date	Opponent
1.	553	168	385	9/25/11	at St. Louis
2.	548	308	240	12/13/09	Detroit
3.	533	224	309	12/23/12	New York Giants
4.	503	121	382	9/23/12	New England
5.	501	198	303	9/13/09	Kansas City
6.	479	142	337	9/27/09	Cleveland
	479	250	229	11/19/00	Dallas
8.	478	74	404	10/27/96	St. Louis
9.	463	133	330	10/6/96	New England
10.	461	247	214	11/26/00	Cleveland

### DEFENSIVE

Rank	Yards	Rush	Pass	Date	Opponent
1.	94	4	90	9/24/00	Cincinnati
2.	107	52	55	10/10/04	at Washington
3.	112	28	84	11/26/00	Cleveland
4.	121	47	74	11/9/03	at St. Louis
5.	128	64	64	12/10/00	San Diego
6.	132	47	85	11/14/99	at Jacksonville
7.	142	26	116	9/10/06	at Tampa Bay
8.	151	46	105	1/13/02	at Miami (Wild Card)
	151	49	102	1/2/00	at New England
10.	150	38	112	10/2/11	New York Jets



BALTIMORE  
RAVENS

60

EUGENE MONROE

TACKLE | 6-5 | 300

COLLEGE: Virginia HS: Plainfield (NJ)

BORN: 4/18/87, Plainfield, NJ

EXP. (NFL/RAVENS): 6/2 GP/GS (PLAYOFFS): 76/73 (0/0)

## TRANSACTIONS

Eugene Monroe re-signed with Baltimore (five-year contract) on 3/12/14...Acquired by the Ravens (trade with Jacksonville for fourth- and fifth-round 2014 draft choices) on 10/3/13...Originally selected by the Jaguars in the first round (eighth overall) of the 2009 NFL Draft.

## CAREER

- Has started 73 of the 76 games he played since 2009, his rookie season
- Helped QB Joe Flacco set career highs in attempts (614), completions (362) and passing yards (3,912) in 2013
- Helped Jacksonville RB Maurice Jones-Drew rush for 4,873 yards and 30 TDs, to earn three Pro Bowls from 2009-11
- In 2011, Jones-Drew led the NFL in rushing (1,606 yards), including six 100-yard rushing games



**2013: (with Jacksonville/Baltimore – 15/15)** Started 15 games at LT (four games for the Jaguars and the final 11 with the Ravens), helping QB Joe Flacco set career highs in attempts (614), completions (362) and passing yards (3,912)... Was traded to the Ravens from the Jaguars on 10/3

- Started at LT and helped protect QB Joe Flacco, helping him complete 65.4% of his passes (17 of 26) for 273 yards and a TD, including 2 60-plus-yard completions (60-yarder to Torrey Smith and a 66-yard TD pass to Jacoby Jones), in the 19-3 win in **game 11 vs. NYJ (11/24)**
- Started at LT and helped protect Flacco, allowing him to surpass the 20,000-yard career passing mark, and helped the Ravens rush for 174 yards and 1 TD, including a season-high 131 (and 1 TD) by RB Ray Rice in **game 10 at Chi. (11/17)**
- Started his first game as a Raven at LT and helped protect Flacco, who threw for 342 yards, 2 TDs and no INTs for a 112.6 QB rating in **game 6 vs. GB (10/13)**
- Was a game-day inactive in **game 5 at Mia. (10/6)** after joining the Ravens via trade three days earlier
- Started the first four games of the season at LT for the Jaguars before being traded to the Ravens on 10/3

**2012: (with Jacksonville – 16/16)** Started all 16 games at LT for the first time in his career and was one of only two offensive players (Brad Meester) to not miss a snap

- Helped protect Jaguars QBs, allowing them to throw for a season-high 372 yards in **game 10 at Hou. (11/18)**
- Paved the way for a Jaguars' season-high 185 yards on 32 rushes in **game 3 at Ind. (9/23)**

**2011: (with Jacksonville – 15/14)** Blocked for NFL rushing leader RB Maurice Jones-Drew (1,606 yards), who earned his third-consecutive trip to the Pro Bowl...Part of an offensive line that helped club produce 14 100-yard rushing games... Missed game 6 at Pit. (10/16) due to a shoulder injury

- Helped Jones-Drew rush for a season-high 169 yards in the **season finale vs. Ind. (1/1/12)**

- Part of offense that produced a season-high 325 yards in **game 13 vs. TB (12/11)**

**2010: (with Jacksonville – 15/15)** Played major role on an offense that ranked third in the NFL with 149.7 rushing yards per game, the second-highest average in Jaguars franchise history...Offense set a franchise record with four 200-yard rushing games, including a record three straight...Helped RB Maurice Jones-Drew earn second-consecutive trip to the Pro Bowl...Protected QB David Garrard, who set a single-season franchise record with 23 TD passes...Missed the game at NYG (11/28) due to a concussion

- Helped offense produce two 100-yard rushers (Rashad Jennings – 109 and Jones-Drew – 101) for only the third time in franchise history in **game 13 vs. Oak. (12/12)**
- Helped the offense rush for 258 yards (second-most in Jaguars history) on a franchise-record 53 carries in **game 12 at Ten. (12/5)**
- Helped the Jaguars rush for 216 yards in **game 5 at Buf. (10/10)**

**2009: (with Jacksonville – 15/13)** Helped the Jaguars to rush for 2,029 yards (1,391 by Jones-Drew) and 19 TDs, averaging 4.5 yards per carry

- Part of offense that registered a season-high 492 yards (fourth most in Jaguars history) in **game 6 vs. STL (10/18)**
- Paved the way for 185 rushing yards and 399 yards of total offense in **game 3 at Hou. (9/27)**
- Started his first-career NFL game, and along with RT Eben Britton, became the first pair of rookie tackles to start on opening day in the NFL since 1982 (Luis Sharpe and Tootie Robbins - St. Louis Cardinals) in the **season opener at Ind. (9/13)**

## 60 EUGENE MONROE

**COLLEGE:** Four-year letterman and three-year starter who started 30 games at Virginia...Unanimous All-ACC selection as a senior, starting all 12 games at LT...Also earned the Jacobs Blocking Trophy as a senior, given annually since 1953 to the player voted the most outstanding blocker in the ACC by a poll of the league's head coaches and defensive coordinators...Registered a school-record 105 knockdowns and set an ACC single-season record with 16 TD-resulting blocks as a senior...Named honorable mention All-America and first-team All-ACC by *The NFL Draft Report* as a junior after starting 11 games at LT and not allowing a sack on 428 pass plays...Delivered 55 knockdowns, including 15 that resulted in TDs...Graduated in 2009 with a degree in sociology.

**HIGH SCHOOL, PERSONAL:** Prepped at Plainfield (NJ) HS, where he was named first-team All-America by *USA Today*,

*U.S. Army, Parade, EA Sports and SuperPrep*...Ranked second overall among HS seniors by *College Football News*... Was top-rated player on *SuperPrep's* Elite 50 list and did not allow any sacks during his final three seasons as a starter... One of 16 children (10 brothers, five sisters)...Eugene and his wife Nureya, have a daughter, Farah (2) and a newborn son, Xavier Stone.

**COMMUNITY:** Supports Ravens' players and team events, including Vonta Leach's Holiday Helpers event, a celebrity shopping event for underprivileged area children...Participated in 2010 Fishing for the Cure event to raise money for the David Garrard Foundation, which benefits North Florida families impacted by breast cancer and Crohn's disease...In Dec. 2010, distributed food and personal care items to 400 area families in partnership with Feed the Children.







BALTIMORE  
RAVENS

92

**HALOTI NGATA**  
DEFENSIVE TACKLE | 6-4 | 340

COLLEGE: Oregon HS: Highland (Salt Lake City, UT)  
BORN: 1/21/84, Inglewood, CA  
EXP. (NFL/RAVENS): 9/9 GP/GS (PLAYOFFS): 123/121 (14/14)

## TRANSACTIONS

Haloti Ngata re-signed with the Ravens (five-year contract) on 9/20/11...Was selected by the Ravens in the first round (12th overall) of the 2006 NFL Draft...Baltimore traded its 13th-overall pick and a sixth-round selection (181st overall) to Cleveland for the 12th-overall pick.

## HONORS

- Five-time Pro Bowler (2009-13) and first alternate (2008)
- AFC Defensive Player of the Week (Week 9, 2010)
- *Associated Press* first-team All-Pro (2010-11)
- *Associated Press* second-team All-Pro (2008-09, 2012)
- *Pro Football Writers/Pro Football Writers of America* All-NFL (2009-11)
- *Pro Football Weekly* All-NFL (2010-11)
- *PFW/PFWA* All-Rookie team (2006)
- *Sports Illustrated* (Peter King) All-Pro Team (2010 and 2011)
- *Sports Illustrated* (Peter King) Midseason All-Pro Team (2010-11)
- *Sports Illustrated* Midseason Defensive Player of the Year (2010)
- *Sporting News* All-Pro Team (2010-11)
- *USA Today's* All-Joe Team (players who are critical to their team, but don't receive the Pro Bowl nod) in 2008



## CAREER

- Has 496 tackles (293 solo), 23.5 sacks (-164 yards), 3 INTs, 24 PD, 4 FFs and 5 FRs (one returned for a TD)
- Scored his first-career TD on a 28-yard FR at STL (9/25/11)
- Anchored a defense that did not allow a 100-yard rusher in 39-consecutive games (12/17/06 – 10/4/09)
- Dating back to 2006 when Ngata entered the NFL, the Ravens have allowed 63 rushing TDs (fewest in NFL) and the third-fewest rushing yards (93.1)



**2013: (15/15)** Earned his fifth-consecutive Pro Bowl nod after leading the D-line with 52 tackles (23 solo), 1.5 sacks (-12 yards) and 3 PD...Missed one game (11/17 at Chi.) with a knee injury

- Started and posted a season-high 7 tackles, including 5 solo, in **game 16 at Cin. (12/29)**
- Recorded 6 tackles and 1 PD in **game 15 vs. NE (12/22)**
- Recorded 5 tackles and a PD in the 20-17 overtime win in **game 9 vs. Cin. (11/10)**
- Started and posted 2 tackles for a defense that allowed 22 rushing yards (fourth fewest by an opponent in franchise history) in the 26-23 victory in **game 5 at Mia. (10/6)**
- Started and recorded 2 tackles and 1 sack (-9 yards) for a defense that did not allow a TD for the second-consecutive contest and held the Texans to 25% (3-of-12) on third down in the 30-9 victory in **game 3 vs. Hou. (9/22)**

**2012: (14/14, 4/4)** Named to his fourth-consecutive Pro Bowl after posting 51 tackles (33 solo), 1 PD and finishing second on the team with 5 sacks (-50 yards)...Missed games 9 and 16 (coach's decision to rest injuries)

- Recorded 4 tackles and a sack (-15 yards) for a defense that held the Giants to 186 total yards and 20% (2-of-10) on third down in the 33-14 victory in **game 15 vs. NYG (12/23)**
- Was active but did not play (coach's decision - shoulder) in the 55-20 victory in **game 9 vs. Oak. (11/11)**
- Played in his 100th-career game and led the D-line with 6 tackles and a sack (-7 yards) in the 31-29 victory in **game 6 vs. Dal. (10/14)**
- Recorded 4 tackles, including 1.5 sacks (-14.5 yards), and a PD in the 44-13 victory in **game 1 vs. Cin. (9/10)**
- Totaled 13 tackles (10 solo) and 1 PD for a defense that forced 10 turnovers in four playoff games

# 92 HALOTI NGATA

**2011: (16/16, 2/2)** Earned his third-consecutive Pro Bowl nod after leading the D-line with 65 tackles for the NFL's third-ranked defense (288.9 ypg), which was also second against the run (92.6 ypg) and the league's top red zone defense... Also produced 5 sacks, 5 PD, 2 FFs and 3 FRs

- Produced 4 solo tackles and a career-high-tying 2 sacks for a defense that recorded a franchise-record-tying 9 sacks in the 16-6 victory in **game 11 vs. SF (11/24)**
- Led the team with a career-high-tying 11 tackles in **game 9 at Sea. (11/13)**
- Netted 2 solo tackles, a sack and a FF (which was recovered by the Ravens and returned for a TD - LB Jarret Johnson) for a defense that forced 4 turnovers and tied an NFL record with 3 defensive TDs in the 34-17 victory in **game 4 vs. NYJ (10/2)**
- Recorded a solo tackle from scrimmage and 1 FR, which he returned 28 yards for his first-career TD, in the 37-7 victory in **game 3 at STL (9/25)**
- Controlled the line of scrimmage, recording 4 tackles, 1 PD (which led to a Ray Lewis INT), 1 FF and 2 FRs (which both led to TDs) for a defense that forced a franchise-record 7

turnovers (4 FRs and 3 INTs) in **game 1 vs. Pit. (9/11)**

- Produced 6 tackles, 1 PD and 1 FF for a team that forced 7 turnovers in two postseason games

**2010: (16/15, 2/2)** Earned his second-consecutive Pro Bowl nod by leading the D-line with 65 tackles (48 solo), a career-high 5.5 sacks (tied for second in the AFC among DTs), a career-high-tying 5 PD and 1 FR for a Ravens' defense that ranked No. 5 against the run (93.9 ypg) and produced a Top 5-run defense for the fifth-straight season

- Recorded 3 tackles and a PD, which led to the game-ending INT, for a defense that held the Saints to 27 yards rushing (fifth-fewest allowed in franchise history) in the 30-24 victory in **game 14 vs. NO (12/19)**
- Earned AFC Defensive Player of the Week honors after posting 4 solo tackles and a sack (-6 yards) for a defense that forced 3 turnovers in **game 8 vs. Mia. (11/7)**
- Started and recorded 7 tackles (5 solo) and a career-high 2 sacks (-17 yards) in **game 6 at NE (10/17)**
- Dominated the game by posting a career-high 11 tackles, including a career-high 8 solo, as well as a sack (-8 yards) in **game 4 at Pit. (10/3)**

## HOMEGROWN PRO BOWLERS

The Ravens have had 31 different players earn Pro Bowl honors since the team's inception in 1996. Of those, 17 are homegrown players – 15 drafted and two signed as rookie free agents.



### RAVENS HOMEGROWN PRO BOWLERS

Year Drafted (Rd).	Name	Pro Bowls
1996 (1st)	LB Ray Lewis	13
1996 (1st)	T Jonathan Ogden	11
2002 (1st)	S Ed Reed	9
<b>2003 (1st)</b>	<b>OLB Terrell Suggs</b>	<b>6</b>
<b>2006 (1st)</b>	<b>DT Haloti Ngata</b>	<b>5</b>
1997 (1st)	OLB Peter Boulware	4
1999 (1st)	CB Chris McAlister	3
2008 (2nd)	RB Ray Rice	3
<b>2007 (3rd)</b>	<b>G Marshal Yanda</b>	<b>3</b>
2001 (1st)	TE Todd Heap	2
1996 (5th)	WR/RS Jermaine Lewis	2
2007 (4th)	FB Le'Ron McClain	2
2000 (6th)	OLB Adalius Thomas	2
2007 (1st)	G Ben Grubbs	1
2000 (1st)	RB Jamal Lewis	1
2002 (RFA)	LB Bart Scott #	1
<b>2012 (RFA)</b>	<b>K Justin Tucker#</b>	<b>1</b>

# Undrafted rookie free agent

**Bold** indicates 2013 Pro Bowler

DT Haloti Ngata has earned five-consecutive Pro Bowl nods (2009-13)

# 92 HALOTI NGATA

- Started both playoff games and recorded 4 tackles (3 solo), a half-sack and a PD for a defense that forced 7 turnovers

**2009: (14/13, 2/2)** Earned his first-career Pro Bowl (starter) nod after posting 41 tackles, 1.5 sacks, 1 FF and 1 FR for a squad that finished second in the AFC and third in the NFL in overall defense

- Started and netted 5 tackles, 1 FF and 1 FR for a defense that tied a then-franchise record, by forcing 6 turnovers and holding QB Jay Cutler to a Ravens' franchise-record-low 7.9 QB rating in **game 14 vs. Chi. (12/20)**
- Started his 50th-career game and led the D-line with 4 tackles and posted a half-sack (-5 yards), while helping hold the Chargers to 53 rushing yards and a 2.5 rushing average in the 31-26 win in **game 2 at SD (9/20)**
- Controlled the line of scrimmage, netting 1 tackle and 1 QB hit, and helped hold the Chiefs to 188 total yards, including just 29 on the ground in the 38-24 win in **game 1 vs. KC (9/13)**...Also saw action along the offensive line in goal-line situations against the Chiefs
- Recorded 7 tackles and a sack (-9 yards) for a defense that allowed just 106 rushing yards and 2.5 yards per rush in two playoff games

**2008: (16/16, 3/3)** Named as a first alternate to the Pro Bowl after anchoring the Ravens' defensive line...Led the D-line with 77 tackles (43 solo), 1 sack, a career-high 2 INTs and 5 PD as part of the NFL's second-ranked defense...Ravens finished 2008 having not allowed a 100-yard rusher in 35 consecutive games

- Was a dominant force, recording a tackle, 3 QB hits, 2 PD and an INT in the end zone, squashing a Texans' goal-line threat, in the 41-13 victory in **game 9 at Hou. (11/9)**
- Also saw action along the offensive line in short-and-goal situations...Posted 6 tackles, helping dominate the line of

scrimmage, holding the Browns to 27 total yards in the second half of the 28-10 win in **game 2 vs. Cle. (9/21)**

- Finished fifth on the team with 12 tackles in the postseason
- 2007: (16/16)** Turned in an exceptional sophomore performance after anchoring the second-ranked run defense in the NFL...Tied for fifth on the team (Jarret Johnson) with a career-high 94 tackles, 3 sacks, 2 PD and 1 FF

- Led D-line with a then-career-high 9 tackles and had 2 QB hits in **game 9 vs. Cin. (11/11)**

**2006: (16/16, 1/1)** Named to the *Pro Football Weekly/Professional Football Writers of America* All-Rookie team... Was the only Ravens rookie to start all 16 regular season games, netting 51 tackles, 3 PD, 1 sack and 1 INT

- Started and made 5 tackles (4 solo) and his first-career sack (-3 yards) in the 31-7 win in **game 15 at Pit. (12/24)**
- Started his first-career NFL game in the 27-0 victory in the **season opener at TB (9/10)** and posted 1 tackle, 1 PD and his first-career INT off of a LB Bart Scott deflection... Rumbled 60 yards to the Tampa Bay 9, which led to a FG
- Also collected 7 tackles in one playoff game

**COLLEGE:** Entered the draft following his junior season... Consensus first-team All-American selection as a junior and the first at Oregon since DB Mel Renfro in 1962...Compiled 151 tackles (83 solo), 24.5 TFL, 10 sacks (-64 yards), 7 PD, 3 FFs and 1 FR in 36 career games (29 starts)...Set a school record with 7 blocked kicks (3 FGAs, 3 PATs and 1 punt)... Was a finalist for the Outland Trophy (best collegiate interior lineman) and the Bronko Nagurski award (best college defensive player) as a junior...Consensus All-American honors from the *Associated Press*, *NFL Draft Report*, *Football Writers Association of America*, *Walter Camp Football Foundation*, *Sports Illustrated* and *ESPN.com* as a redshirt junior in 2005...Also a unanimous first-team All-Pac-10

## 2013

### GAME-BY-GAME DEFENSE

#### RAVENS

Date/Opp.	TT	Solo	Asst.	Sacks	INT	PD	FF	FR
9/5 @ Den.	4	2	2	0-0	0-0	0	0	0
9/15 vs. Cle.	3	0	3	0-0	0-0	0	0	0
9/22 vs. Hou.	2	1	1	1-9	0-0	0	0	0
9/29 @ Buf.	4	3	1	0-0	0-0	0	0	0
10/6 @ Mia.	2	1	1	0-0	0-0	0	0	0
10/13 vs. GB	2	1	1	0-0	0-0	0	0	0
10/20 @ Pit.	4	2	2	0.5-3	0-0	0	0	0
11/3 @ Cle.	4	1	3	0-0	0-0	0	0	0
11/10 vs. Cin.	5	1	4	0-0	0-0	1	0	0
11/17 @ Chi.	INACTIVE - KNEE							
11/24 vs. NYJ	1	1	0	0-0	0-0	0	0	0
11/28 vs. Pit.	2	1	1	0-0	0-0	0	0	0
12/8 vs. Min.	1	0	1	0-0	0-0	0	0	0
12/16 @ Det.	5	4	1	0-0	0-0	1	0	0
12/22 vs. NE	6	0	6	0-0	0-0	1	0	0
12/29 @ Cin.	7	5	2	0-0	0-0	0	0	0
<b>Totals</b>	<b>52</b>	<b>23</b>	<b>29</b>	<b>1.5-12</b>	<b>0-0</b>	<b>3</b>	<b>0</b>	<b>0</b>

## 2012

### GAME-BY-GAME DEFENSE

#### RAVENS

Date/Opp.	TT	Solo	Asst.	Sacks	INT	PD	FF	FR
9/10 vs. Cin.	4	2	2	1.5-14.5	0-0	1	0	0
9/16 @ Phi.	3	3	0	0-0	0-0	0	0	0
9/23 vs. NE	9	7	2	0.5-3.5	0-0	0	0	0
9/27 vs. Cle.	4	3	1	0-0	0-0	0	0	0
10/7 @ KC	4	4	0	0-0	0-0	0	0	0
10/14 vs. Dal.	6	5	1	1-7	0-0	0	0	0
10/21 @ Hou.	2	0	2	0-0	0-0	0	0	0
11/4 @ Cle.	0	0	0	0-0	0-0	0	0	0
11/11 vs. Oak.	DID NOT PLAY (COACH'S DECISION - SHOULDER)							
11/18 @ Pit.	5	2	3	1-10	0-0	0	0	0
11/25 @ SD	3	2	1	0-0	0-0	0	0	0
12/2 vs. Pit.	1	0	1	0-0	0-0	0	0	0
12/9 @ Was.	5	2	3	0-0	0-0	0	0	0
12/16 vs. Den.	1	0	1	0-0	0-0	0	0	0
12/23 vs. NYG	4	3	1	1-15	0-0	0	0	0
12/30 @ Cin.	INACTIVE - COACH'S DECISION							
<b>Totals</b>	<b>51</b>	<b>33</b>	<b>18</b>	<b>5-50</b>	<b>0-0</b>	<b>1</b>	<b>0</b>	<b>0</b>
<b>Playoffs</b>								
1/6/13 vs. Ind.	4	4	0	0-0	0-0	1	0	0
1/12/13 @ Den.	3	2	1	0-0	0-0	0	0	0
1/20/13 @ NE	4	2	2	0-0	0-0	0	0	0
2/3/13 @ SF	2	2	0	0-0	0-0	0	0	0
<b>Totals</b>	<b>13</b>	<b>10</b>	<b>3</b>	<b>0-0</b>	<b>0-0</b>	<b>1</b>	<b>0</b>	<b>0</b>





# 92 HALOTI NGATA

## 2011

### GAME-BY-GAME DEFENSE RAVENS

Date/Opp.	TT	Solo	Asst.	Sacks	INT	PD	FF	FR
9/11 vs. Pit.	4	2	2	0-0	0-0	1	1	2
9/18 @ Ten.	6	4	2	0-0	0-0	1	0	0
9/25 @ STL	1	1	0	0-0	0-0	0	0	1
10/2 vs. NYJ	2	2	0	1-3	0-0	0	1	0
10/16 vs. Hou.	8	6	2	1-6	0-0	0	0	0
10/24 @ Jax.	3	1	2	1-1	0-0	0	0	0
10/30 vs. Ari.	4	4	0	0-0	0-0	0	0	0
11/6 @ Pit.	2	1	1	0-0	0-0	0	0	0
11/13 @ Sea.	11	3	8	0-0	0-0	0	0	0
11/20 vs. Cin.	1	0	1	0-0	0-0	0	0	0
11/24 vs. SF	4	4	0	2-11	0-0	0	0	0
12/4 @ Cle.	2	1	1	0-0	0-0	2	0	0
12/11 vs. Ind.	1	1	0	0-0	0-0	0	0	0
12/18 @ SD	8	5	3	0-0	0-0	0	0	0
12/24 vs. Cle.	4	2	2	0-0	0-0	0	0	0
1/1/12 @ Cin.	4	0	4	0-0	0-0	1	0	0
<b>Totals</b>	<b>65</b>	<b>37</b>	<b>28</b>	<b>5-21</b>	<b>0-0</b>	<b>5</b>	<b>2</b>	<b>3</b>
<b>Playoffs</b>								
1/15/12 vs. Hou.	3	2	1	0-0	0-0	0	1	0
1/22/12 @ NE	3	0	3	0-0	0-0	1	0	0
<b>Totals</b>	<b>6</b>	<b>2</b>	<b>4</b>	<b>0-0</b>	<b>0-0</b>	<b>1</b>	<b>1</b>	<b>0</b>

## 2010

### GAME-BY-GAME DEFENSE RAVENS

Date/Opp.	TT	Solo	Asst.	Sacks	INT	PD	FF	FR
9/13 @ NYJ	4	3	1	1-8	0-0	0	0	0
9/19 @ Cin.	8	5	3	0-0	0-0	0	0	0
9/26 vs. Cle.	3	3	0	0-0	0-0	1	0	0
10/3 @ Pit.	11	8	3	1-8	0-0	0	0	0
10/10 vs. Den.	3	3	0	0-0	0-0	0	0	0
10/17 @ NE	7	5	2	2-17	0-0	0	0	0
10/24 vs. Buf.	4	2	2	0-0	0-0	0	0	0
11/7 vs. Mia.	4	4	0	1-6	0-0	0	0	0
11/11 @ Atl.	4	2	2	0-0	0-0	0	0	0
11/21 @ Car.	2	1	1	0-0	0-0	1	0	0
11/28 vs. TB	2	1	1	0-0	0-0	0	0	0
12/5 vs. Pit.	4	3	1	0.5-4	0-0	0	0	0
12/13 @ Hou.	3	3	0	0-0	0-0	1	0	0
12/19 vs. NO	3	2	1	0-0	0-0	1	0	0
12/26 @ Cle.	2	2	0	0-0	0-0	0	0	0
1/2/11 vs. Cin.	1	1	0	0-0	0-0	1	0	1
<b>Totals</b>	<b>65</b>	<b>48</b>	<b>17</b>	<b>5.5-43</b>	<b>0-0</b>	<b>5</b>	<b>0</b>	<b>1</b>
<b>Playoffs</b>								
1/9/11 @ KC	0	0	0	0-0	0-0	0	0	0
1/15/11 @ Pit.	4	3	1	0.5-2	0-0	1	0	0
<b>Totals</b>	<b>4</b>	<b>3</b>	<b>1</b>	<b>0.5-2</b>	<b>0-0</b>	<b>1</b>	<b>0</b>	<b>0</b>

## 2009

### GAME-BY-GAME DEFENSE RAVENS

Date/Opp.	TT	Solo	Asst.	INT	FF	FR	Sacks	PD	
9/13 vs. KC	1	0	1	0-0	0	0	0-0	0	
9/20 @ SD	4	1	3	0-0	0	0	0.5-5	0	
9/27 vs. Cle.	3	2	1	0-0	0	0	0-0	0	
10/4 @ NE	5	3	2	0-0	0	0	0-0	0	
10/11 vs. Cin.	3	2	1	0-0	0	0	0-0	0	
10/18 @ Min.	3	1	2	0-0	0	0	0-0	0	
11/1 vs. Den.	3	1	2	0-0	0	0	0-0	0	
11/8 @ Cin.				INACTIVE - ANKLE					
11/16 @ Cle.				INACTIVE - ANKLE					
11/22 vs. Ind.	3	3	0	0-0	0	0	0-0	0	
11/29 vs. Pit.	5	2	3	0-0	0	0	0-0	0	
12/7 @ GB	2	2	0	0-0	0	0	0-0	0	
12/13 vs. Det.	0	0	0	0-0	0	0	0-0	0	
12/20 vs. Chi.	5	4	1	0-0	1	1	0-0	0	
12/27 @ Pit.	3	2	1	0-0	0	0	1-8	0	
1/3/10 @ Oak.	1	0	1	0-0	0	0	0-0	0	
<b>Totals</b>	<b>41</b>	<b>23</b>	<b>18</b>	<b>0-0</b>	<b>1</b>	<b>1</b>	<b>1.5-13</b>	<b>0</b>	
<b>Playoffs</b>									
1/10/10 @ NE	3	2	1	0-0	0	0	0-0	0	
1/16/10 @ Ind.	4	2	2	0-0	0	0	1-9	0	
<b>Totals</b>	<b>7</b>	<b>4</b>	<b>3</b>	<b>0-0</b>	<b>0</b>	<b>0</b>	<b>1-9</b>	<b>0</b>	

## 2008

### GAME-BY-GAME DEFENSE RAVENS

Date/Opp.	TT	Solo	Asst.	INT	FF	FR	Sacks	PD
9/7 vs. Cin.	4	3	1	0-0	0	0	0-0	1
9/21 vs. Cle.	6	3	3	0-0	0	0	0-0	0
9/29 @ Pit.	6	4	2	1-1	0	0	0-0	1
10/5 vs. Ten.	5	2	3	0-0	0	0	0-0	1
10/12 @ Ind.	4	3	1	0-0	0	0	0-0	0
10/19 @ Mia.	5	1	4	0-0	0	0	0-0	0
10/26 vs. Oak.	4	1	3	0-0	0	0	1-8	0
11/2 @ Cle.	5	2	3	0-0	0	0	0-0	0
11/9 @ Hou.	2	1	1	1-0	0	0	0-0	2
11/16 @ NYG	8	5	3	0-0	0	0	0-0	0
11/23 vs. Phi.	6	3	3	0-0	0	0	0-0	0
11/30 @ Cin.	3	2	1	0-0	0	0	0-0	0
12/7 vs. Was.	6	4	2	0-0	0	0	0-0	0
12/14 vs. Pit.	6	4	2	0-0	0	0	0-0	0
12/20 @ Dal.	5	3	2	0-0	0	0	0-0	0
12/28 vs. Jax.	2	2	0	*0-7	0	0	0-0	0
<b>Totals</b>	<b>77</b>	<b>43</b>	<b>34</b>	<b>2-8</b>	<b>0</b>	<b>0</b>	<b>1-8</b>	<b>5</b>
<b>Playoffs</b>								
1/4/09 @ Mia.	2	1	1	0-0	0	0	0-0	0
1/10/09 @ Ten.	4	4	0	0-0	0	0	0-0	0
1/18/09 @ Pit.	6	5	1	0-0	0	0	1-8	0
<b>Totals</b>	<b>12</b>	<b>10</b>	<b>2</b>	<b>0-0</b>	<b>0</b>	<b>0</b>	<b>1-8</b>	<b>0</b>

\*Ngata received a lateral from Ed Reed after an INT

## 2007

### GAME-BY-GAME DEFENSE RAVENS

Date/Opp.	TT	Solo	Asst.	INT	FF	FR	Sacks	PD
9/10 @ Cin.	4	3	1	0-0	1	0	0-0	0
9/16 vs. NYJ	4	2	2	0-0	0	0	0-0	0
9/23 vs. Ari.	4	2	2	0-0	0	0	0-0	0
9/30 @ Cle.	4	2	2	0-0	0	0	0-0	1
10/7 @ SF	6	4	2	0-0	0	0	0-0	0
10/14 vs. STL	7	5	2	0-0	0	0	1-2	0
10/21 @ Buf.	6	4	2	0-0	0	0	0-0	1
11/5 @ Pit.	7	7	0	0-0	0	0	0-0	0
11/11 vs. Cin.	9	3	6	0-0	0	0	0-0	0
11/18 vs. Cle.	7	4	3	0-0	0	0	0-0	0
11/25 @ SD	7	5	2	0-0	0	0	0-0	0
12/3 vs. NE	8	7	1	0-0	0	0	1-6	0
12/9 vs. Ind.	5	2	3	0-0	0	0	0-0	0
12/16 @ Mia.	5	2	3	0-0	0	0	0-0	0
12/23 @ Sea.	8	4	4	0-0	0	0	1-6	0
12/30 vs. Pit.	3	2	1	0-0	0	0	0-0	0
<b>Totals</b>	<b>94</b>	<b>58</b>	<b>36</b>	<b>0-0</b>	<b>1</b>	<b>0</b>	<b>3-14</b>	<b>2</b>

## 2006

### GAME-BY-GAME DEFENSE RAVENS

Date/Opp.	TT	Solo	Asst.	INT	FF	FR	Sacks	PD
9/10 @ TB	1	0	1	1-60	0	0	0-0	1
9/17 vs. Oak.	3	1	2	0-0	0	0	0-0	0
9/24 @ Cle.	2	0	2	0-0	0	0	0-0	0
10/1 vs. SD	4	2	2	0-0	0	0	0-0	0
10/9 @ Den.	6	4	2	0-0	0	0	0-0	0
10/15 vs. Car.	3	2	1	0-0	0	0	0-0	1
10/29 @ NO	1	0	1	0-0	0	0	0-0	0
11/5 vs. Cin.	3	2	1	0-0	0	0	0-0	0
11/12 @ Ten.	3	2	1	0-0	0	0	0-0	1
11/19 vs. Atl.	4	3	1	0-0	0	0	0-0	0
11/26 vs. Pit.	2	2	0	0-0	0	0	0-0	0
11/30 @ Cin.	3	1	2	0-0	0	0	0-0	0
12/10 @ KC	5	3	2	0-0	0	0	0-0	0
12/17 vs. Cle.	3	1	2	0-0	0	0	0-0	0
12/24 @ Pit.	5	4	1	0-0	0	0	1-3	0
12/31 vs. Buf.	3	1	2	0-0	0	0	0-0	0
<b>Totals</b>	<b>51</b>	<b>28</b>	<b>23</b>	<b>1-60</b>	<b>0</b>	<b>0</b>	<b>1-3</b>	<b>3</b>
<b>Playoffs</b>								
1/13/07 vs. Ind.	7	3	4	0-0	0	0	0-0	0
<b>Totals</b>	<b>7</b>	<b>3</b>	<b>4</b>	<b>0-0</b>	<b>0</b>	<b>0</b>	<b>0-0</b>	<b>0</b>

# 92 HALOTI NGATA

Conference selection...Named the Pac-10 co-Defensive Player of the Year and was the recipient of the Morris Trophy (Pac-10's top defensive lineman)...Finished the year with a flurry to earn second-team All-Pac-10 conference honors as a sophomore in 2004...Suffered a season-ending knee injury in the opening quarter of the season opener in 2003... Freshman first-team All-American selection, as well as earning All-Pac-10 honorable mention honors in 2002...Ngata also blocked 3 kicks (2 PATs and 1 FGA).

**HIGH SCHOOL, PERSONAL:** Prepped at Highland (Salt Lake City, UT) HS and started his last three years...Rated as the top defensive player in the nation by *SuperPrep* and *PrepStar*, as well as the best interior lineman in the country by *Student Sports*...Named the 2001 Utah Gatorade Player of the Year, recording over 100 tackles as a senior...Led his team to the state quarterfinals as a senior, following a 12-2 record and a berth in the State Championship as a junior...Was also an outstanding high school rugby player...Haloti and his wife, Christina, have three sons, Solomone "Sam," born 7/15/09, Max, born 7/30/12 and Colt, born 1/21/14...Name is pronounced: ha-LOW-tee NAH-tah...Full Name: Etuini Haloti Ngata.

**COMMUNITY:** Ngata, who in 2006 lost his mother to complications from diabetes, has been involved in various projects to promote and fund diabetes awareness and prevention, including the Walk for Juvenile Diabetes, the Haloti Ngata Sportsfest (2008) and hosted an essay contest for students to describe ways their class could promote awareness of the disease...Founded the Haloti Ngata Family Foundation, with the purpose to improve the lives of others through love and strength...In 2013, held his second annual Family Foundation Luau to help raise funds for these initiatives...Annually contributes to the defensive line's holiday efforts by purchasing gifts to be distributed to youth in need...In 2011, kicked off the in-school PLAY 60 Challenge (an effort to increase activity amongst students) at Sandymount Elementary School and spoke to over 200 students about the importance of getting active and staying healthy...In Dec. 2012, Haloti and his wife Christina visited St. Vincent's Orphanage to distribute gifts and spend time with the children...In Nov. 2013, Haloti participated in the Blitz Hunger Rivalry Food Drive in competition with Pittsburgh Steelers safety Troy Polamalu to raise over \$32,000 for the Maryland Food Bank...Also supported Ravens' players and team events, including joining Jameel McClain on a visit to a Baltimore-area Salvation Army (Dec. 2013).

## REGULAR SEASON

Year	Team	GP	GS	TACKLES			SACKS		INTERCEPTIONS					FUMBLES		
				TT	Solo	Asst.	No.	Yards	No.	Yards	LG	TD	PD	FF	FR	Yards
2006	Baltimore	16	16	51	28	23	1.0	3.0	1	60	60	0	3	0	0	0
2007	Baltimore	16	16	94	58	36	3.0	14.0	0	0	0	0	2	1	0	0
2008	Baltimore	16	16	77	43	34	1.0	8.0	2	8	7	0	5	0	0	0
2009	Baltimore	14	13	41	23	18	1.5	13.0	0	0	0	0	0	1	1	0
2010	Baltimore	16	15	65	48	17	5.5	43.0	0	0	0	0	5	0	1	0
2011	Baltimore	16	16	65	37	28	5.0	21.0	0	0	0	0	5	2	*3	28t
2012	Baltimore	14	14	51	33	18	5.0	50.0	0	0	0	0	1	0	0	0
2013	Baltimore	15	15	52	23	29	1.5	12.0	0	0	0	0	3	0	0	0
<b>Totals</b>		<b>123</b>	<b>121</b>	<b>496</b>	<b>293</b>	<b>203</b>	<b>23.5</b>	<b>164.0</b>	<b>3</b>	<b>68</b>	<b>60</b>	<b>0</b>	<b>24</b>	<b>4</b>	<b>5</b>	<b>28</b>

\*LED TEAM

## CAREER SINGLE-GAME HIGHS (REGULAR SEASON)

**Total Tackles:**  
11 2 times (last: 11/13/11 at Sea.)

**Sacks:**  
2 2 times (last: 11/24/11 vs. SF)

**Forced Fumbles:**  
1 4 times (last: 10/2/11 vs. NYJ)

**Passes Defensed:**  
2 2 times (last: 12/4/11 at Cle.)

**Solo Tackles:**  
8 (10/3/10 at Pit.)

**INTs:**  
1 3 times (last: 11/9/08 at Hou.)

**Fumble Recoveries:**  
2 (9/11/11 vs. Pit.)

**Additional Statistics:** Returned a FR 28 yards for a TD (9/25/11 at STL)

## POSTSEASON

Year	Team	GP	GS	TACKLES			SACKS		INTERCEPTIONS					FUMBLES		
				TT	Solo	Asst.	No.	Yards	No.	Yards	LG	TD	PD	FF	FR	Yards
2006	Baltimore	1	1	7	3	4	0.0	0.0	0	0	0	0	0	0	0	0
2008	Baltimore	3	3	12	10	2	1.0	8.0	0	0	0	0	0	0	0	0
2009	Baltimore	2	2	7	4	3	1.0	9.0	0	0	0	0	0	0	0	0
2010	Baltimore	2	2	4	3	1	0.5	2.0	0	0	0	0	1	0	0	0
2011	Baltimore	2	2	6	2	4	0.0	0.0	0	0	0	0	1	1	0	0
2012	Baltimore	4	4	13	10	3	0.0	0.0	0	0	0	0	1	0	0	0
<b>Totals</b>		<b>14</b>	<b>14</b>	<b>49</b>	<b>32</b>	<b>17</b>	<b>2.5</b>	<b>19.0</b>	<b>0</b>	<b>0</b>	<b>0</b>	<b>0</b>	<b>3</b>	<b>1</b>	<b>0</b>	<b>0</b>



BALTIMORE  
RAVENS

72

KELECHI OSEMELE  
GUARD/TACKLE | 6-5 | 330

COLLEGE: Iowa State HS: Langham Creek (Houston, TX)  
BORN: 6/24/89, Houston, TX  
EXP. (NFL/RAVENS): 3/3 GP/GS (PLAYOFFS): 23/23 (4/4)

## TRANSACTIONS

Kelechi Osemele was selected by the Ravens in the second round (60th overall) of the 2012 NFL Draft, following Courtney Upshaw, who was the team's first-overall pick (second round, 35th).

## CAREER

- Started seven games at LG before being placed on Injured Reserve (back) on 11/8/13
- Started all 16 regular season (RT) and four postseason (LG) games as a rookie in 2012
- In 2012, helped the Ravens score the most points (398) and gain the second-most total yards (5,640) in team history (5,723 in 1996), including a then-career-high 3,817 passing yards by QB Joe Flacco and 1,143 yards and 9 TDs rushing by RB Ray Rice during the team's Super Bowl XLVII-winning season



**2013: (7/7)** Started seven games at LG before being placed on Injured Reserve (back) on 11/8/13

- Missed his first-career game after being a game-day inactive (back) in **game 8 at Cle. (11/3)**
- Started at LG and helped protect QB Joe Flacco, who threw for 342 yards, 2 TDs and no INTs for a 112.6 QB rating in **game 6 vs. GB (10/13)**
- Started at LG, but left the game (back) in the first quarter in the 26-23 victory in **game 5 at Mia. (10/6)**
- Started at LG and helped protect Flacco, who set career highs in passing attempts (62) and completions (34), while throwing for 362 yards (14th-career 300-yard game) and 2 TDs in **game 1 at Den. (9/5)**

**2012: (16/16, 4/4)** Started all 16 games at RT as a rookie and helped the Ravens score the most points (398) in franchise history and gain the second-most total yards (5,640) in team history (5,723 in 1996), including a career-high 3,817 passing yards by QB Joe Flacco and 1,143 yards and 9 TDs rushing by RB Ray Rice

- Started at RT and helped the offense to a season-high 533 yards (224 rushing and 309 passing), the third-highest output in team history, in the 33-14 victory in **game 15 vs. NYG (12/23)**...Also helped two backs rush for 100 yards (Ray Rice - 107 and Bernard Pierce - 123) in the same game for the second time in team history (Le'Ron McClain - 139 and Willis McGahee - 108 on 12/20/08 at Dal.)
- Started at RT and helped the Ravens post a franchise-record 55 points while racking up 419 total yards, including 341 passing, in the 55-20 victory in **game 9 vs. Oak. (11/11)**
- Started his first-career NFL game at RT and helped the Ravens gain 430 total yards in the 44-13 victory in **game 1 vs. Cin. (9/10)**

- Started all four playoff games at LG and helped the Ravens average 410.3 yards per game...Also protected QB Joe Flacco, allowing him to become the second player in NFL history (Joe Montana - 1989) to throw 11 TDs and 0 INTs during the playoffs

**COLLEGE:** Played in 49 games for the Cyclones, making 43-consecutive starts (38 at LT and five at LG) to close out his career...Recorded 299 knockdown blocks and posted 49 TD-resulting blocks...Was an Iowa State co-captain during his senior campaign, a season in which he led all Big 12 linemen with 17 TD-resulting blocks and a team-high 112 knockdowns...Received All-American first-team honors from *The NFL Draft Report* and *Sports Illustrated*, adding second-team accolades by *The Sporting News* and *Lindy's* after starting all 13 games as a senior in 2011...All-Big 12 Conference first-team honoree by the league's coaches and *Associated Press*...Earned Iowa State Academic Honor Roll recognition for the third-consecutive season...A team co-captain, he helped lead a rushing offense that ranked 39th in the nation (174.2 ypg) and 60th in total production (386.5 ypg)...Started all 12 games as a junior in 2010 and earned All-American third-team choice by *The NFL Draft Report* and an All-Big 12 second-team honoree by the *Associated Press*...Added conference honorable mention accolades from the league's coaches and was a member of the Big 12 Commissioner's Academic Honor Roll...Helped the Cyclones average 143.2 rushing yards per game, including 78.8 yards per game by RB Alexander Robinson...Started all 13 games as a sophomore in 2009 and earned All-Big 12 Conference second-team selection by the *Associated Press*, also receiving honorable mention honors from the league's coaches...Helped pave the way for ISU to average 180.0 rushing yards per game and 364.7 yards of total offense a contest...Produced 11 TD-resulting blocks and 68 knockdowns...Saw action as a sub at



# 72 KELECHI OSEMELE

LG and LT, before moving into the starting lineup at LT for the final five contests of the season (started five of the 11 games he played in) as a redshirt freshman in 2008...Finished the year with 38 knockdowns, including 7 TD-resulting blocks... Redshirted as a true freshman in 2007...Was a liberal studies major at Iowa State, earning Cyclone Academic Honor Roll distinction from 2009-11.

**HIGH SCHOOL, PERSONAL:** Attended Langham Creek (Houston, TX) HS...Became a starter on the O-line during his sophomore campaign before earning 5A Region III All-District XVII honors as a senior at RT...**Name is pronounced: kah-LETCH-ee oh-SEM-uh-lee.**

**COMMUNITY:** Supported the Ravens' community initiatives by attending A Purple Evening and the Lavender Ladies Dinner, both events held to benefit Purple, the official women's fan club of the Baltimore Ravens...Also supported teammate Lardarius Webb's foundation by playing in his third annual softball game (June 2012).

## RAVENS PRONUNCIATION GUIDE

### PLAYERS

Kamar Aiken	kuh-MARR
Chykie Brown	SHOCK-ee
Michael Campanaro	camp-ah-NAIR-oh
Asa Jackson	ACE-uh
Kyle Juszczyk	YOOZ-check
Sam Koch	Cook
Richie Leone	lee-OWN-ee
Anthony Levine	luh-VEEN
Kapron Lewis-Moore	CAP-rin
Pernell McPhee	purr-NELL
Jamie Meder	MEE-der
Haloti Ngata	ha-LOW-tee NAH-tah
Deji Olatoye	DAY-zhee OH-la-toy
Kelechi Osemele	kah-LETCH-ee oh-SEM-uh-lee
A.J. Pataiali'i	pah-tie-AH-lee-ee
Dennis Pitta	PIT-uh
Deonte Thompson	dee-ON-tay
Fitzgerald Toussaint	too-SAUNT
Brynden Trawick	BREN-den TRAH-wick
Lardarius Webb	lahr-DARE-ee-us
LaQuan Williams	luh-QWAN
Cierre Wood	see-AIR
Marshal Yanda	YAWN-da
Jeremy Zuttah	ZOO-tuh

### COACHES

Juan Castillo	cass-TEE-yo
Ted Monachino	mah-nah-KEY-no
Brian Pariani	pair-ee-ON-ee
Bob Rogucki	ruh-GUS-key
Steve Spagnuolo	spag-NO-low
Craig Ver Steeg	ver-STEGG



BALTIMORE  
RAVENS

30

**BERNARD PIERCE**  
RUNNING BACK | 6-0 | 230

COLLEGE: Temple HS: Glen Mills (PA)

BORN: 5/10/91, Ardmore, PA

EXP. (NFL/RAVENS): 3/3 GP/GS (PLAYOFFS): 32/1 (4/0)

## TRANSACTIONS

Bernard Pierce was selected by the Ravens in the third round (84th overall) of the 2012 NFL Draft.

## CAREER

- Carried the ball a career-high 152 times (for 436 yards) and established career highs with 20 catches for 104 yards in 2013
- Recorded 108 rushing attempts for 532 yards and 1 TD, also grabbing 7 receptions for 47 receiving yards as a rookie in 2012
- Posted career highs in yards (123) and long gain (78 - Ravens longest play from scrimmage of the season) vs. NYG (12/23/12)
- Scored his first-career TD (12-yard run) at Cle. 11/4/12



**2013: (16/1)** Finished second on the team with a career-high 152 rushing attempts for 436 yards and a career-high 2 rushing TDs...Also established career highs with 20 receptions for 104 yards

- Had 3 receptions for 27 yards and carried the ball 10 times for 31 yards in **game 15 vs. NE (12/22)**
- Carried the ball 11 times for 46 yards, part of 133 yards and 2 TDs rushing for the Ravens, in the 26-23 victory in **game 5 at Mia. (10/6)**
- Started his first-career game in place of an injured Ray Rice (hip) and led the team with a career-high 24 carries for 65 yards and 1 TD in the 30-9 victory in **game 3 vs. Hou. (9/22)**...Also tied a then-career high with 2 receptions for 7 yards against the Texans
- Led the team with 19 carries for 57 yards and 1 TD in the 14-6 victory in **game 2 vs. Cle. (9/15)**

**2012: (16/0, 4/0)** Finished second on the team with 108 carries for 532 rushing yards (4.9 avg.) and 1 TD...Also pulled in 7 receptions for 47 yards

- Established career highs in carries (14), yards (123) and long gain (78 - Ravens longest play from scrimmage of the season), as one of two backs (Ray Rice - 107) to rush for 100 yards in the same game for the second time in team history (Le'Ron McClain - 139 and Willis McGahee - 108 on 12/20/08 at Dal.) in the 33-14 win in **game 15 vs. NYG (12/23)**
- Gained 53 yards on 8 carries (6.6 avg.) in **game 13 at Was. (12/9)**...Also pulled in a career-high 2 passes for a career-high-tying 11 yards against the Redskins
- Scored his first-career TD (12-yard run), finishing the game with 7 carries for 26 yards in **game 8 at Cle. (11/4)**
- Carried the ball 4 times for 17 yards and pulled in his first-career reception (good for 10 yards) in the 31-30 victory in **game 3 vs. NE (9/23)**

- Saw action in his first-career NFL game and carried the ball 4 times for 19 yards (4.8 avg.) in the 44-13 victory in **game 1 vs. Cin. (9/10)**

- Finished second on the team with 39 carries for 202 yards (5.2 avg.) and pulled in 1 reception for 8 yards, helping the Ravens average 410.3 yards per game during the playoffs

**COLLEGE:** Finished his Temple career starting 27 of 34 games, recording 663 carries for 3,570 rushing yards and 53 rushing TDs...Also caught 19 passes for 178 yards and 1 TD...Owns school records in rushing TDs (53), total TDs (54) and points scored (324)...Finished his three-year career ranking second in school history with 3,570 rushing yards...Rushed for over 1,000 yards twice and scored at least 10 TDs in each of his three seasons with the Owls...Selected as the ECAC Offensive Player of the Year and a first-team All-MAC honoree as a junior in 2011...Earned fourth-team All-American honors from *Phil Steele* while setting career highs with 273 carries for a conference-best 1,481 rushing yards and a school-record 27 TDs...Finished second nationally in scoring (13.5 ppg) and rushing TDs (27) and sixth in rushing yards (123.4 ypg)...His 162 points scored are a Temple single-season record...Tied an Owls record with nine 100-yard rushing performances and recorded 3-or-more TDs six times...Was named MAC Player of the Week four times...Named first-team All-MAC after recording 154 carries for 728 yards and a team-best 10 TDs as a sophomore in 2010...Posted three 100-yard performances and three multi-TD games...Named *College Football News* honorable mention All-American and second-team Freshman All-American as a freshman in 2009...Was also selected as MAC Freshman of the Year and a first-team All-MAC honoree...Led the conference and finished 13th nationally with 1,361 rushing yards on 236 carries...His rushing total set the MAC and Temple freshman season record...His six 100-yard rushing performances set a then-single-season school record...Also recorded two 200-yard rushing outings and five multi-TD games.

# 30 BERNARD PIERCE

**HIGH SCHOOL, PERSONAL:** Prepped at Glen Mills (PA) HS... Rushed for 1,578 yards and 26 TDs as a senior, garnering first-team *Delaware County Times* All-Delco Team honors... Led all of Delaware County, averaging 143.4 rushing yards per contest...Earned a Class AAAA All-State selection as a junior...Was also a member of the track team, recording a 100-meter time of 10.6 seconds as a senior (the state's fastest time)...Majored in communications at Temple.

**COMMUNITY:** Supported the Ravens Hometown Huddle in Oct. 2012 by taking part in the first-ever Ravens TEAM Challenge at M&T Bank Stadium...Pierce joined teammates

and Ravens cheerleaders to complete various tasks alongside students from Baltimore's Dogwood Elementary School...The NFL/United Way Hometown Huddle is a league-wide day of service designed to bring awareness and impact to the issue of youth health and fitness...Additionally, assisted teammates in their charitable work by participating in Torrey Smith's Celebrity Waiter Night, Vonta Leach's Celebrity Billiards Tournament benefitting breast cancer research, Lardarius Webb's Charity Bowling Classic and Jameel McClain's Coat Drive and Thanksgiving Dinner at the Salvation Army.

## 2013

### GAME-BY-GAME OFFENSE

RAVENS Date/Opp.	RUSHING					RECEIVING				
	No.	Yds.	Avg.	LG	TD	No.	Yds.	Avg.	LG	TD
9/5 @ Den.	9	22	2.4	14	0	0	0	0.0	0	0
9/15 vs. Cle.	19	57	3.0	8	1	1	-2	-2.0	-2	0
9/22 vs. Hou.	24	65	2.7	25	1	2	7	3.5	5	0
09/29 @ Buf.	4	7	1.8	3	0	1	2	2.0	2	0
10/6 @ Mia.	11	46	4.2	28	0	0	0	0.0	0	0
10/13 vs. GB	6	9	1.5	10	0	2	22	11.0	14	0
10/20 @ Pit.	6	13	2.2	6	0	1	9	9.0	9	0
11/3 @ Cle.	6	11	1.8	7	0	0	0	0.0	0	0
11/10 vs. Cin.	8	31	3.9	9	0	2	12	6.0	12	0
11/17 @ Chi.	10	18	1.8	8	0	0	0	0.0	0	0
11/24 vs. NYJ	11	30	2.7	10	0	0	0	0.0	0	0
11/28 vs. Pit.	9	35	3.9	12	0	3	4	1.3	2	0
12/8 vs. Min.	7	12	1.7	6	0	1	5	5.0	5	0
12/16 @ Det.	7	21	3.0	11	0	0	0	0.0	0	0
12/22 vs. NE	10	31	3.1	6	0	3	27	9.0	15	0
12/29 @ Cin.	5	28	5.6	14	0	4	18	4.5	8	0
<b>Totals</b>	<b>152</b>	<b>436</b>	<b>2.9</b>	<b>28</b>	<b>2</b>	<b>20</b>	<b>104</b>	<b>5.2</b>	<b>15</b>	<b>0</b>

## 2012

### GAME-BY-GAME OFFENSE

RAVENS Date/Opp.	RUSHING					RECEIVING				
	No.	Yds.	Avg.	LG	TD	No.	Yds.	Avg.	LG	TD
9/10 vs. Cin.	4	19	4.8	11	0	0	0	0.0	0	0
9/16 @ Phi.	3	4	1.3	6	0	0	0	0.0	0	0
9/23 vs. NE	4	17	4.3	8	0	1	10	10.0	10	0
9/27 vs. Cle.	6	48	8.0	21	0	0	0	0.0	0	0
10/7 @ KC	2	13	6.5	12	0	0	0	0.0	0	0
10/14 vs. Dal.	4	21	5.3	16	0	1	6	6.0	6	0
10/21 @ Hou.	0	0	0.0	0	0	0	0	0.0	0	0
11/4 @ Cle.	7	26	3.7	12t	1	0	0	0.0	0	0
11/11 vs. Oak.	10	23	2.3	12	0	0	0	0.0	0	0
11/18 @ Pit.	2	8	4.0	4	0	1	11	11.0	11	0
11/25 @ SD	9	34	3.8	18	0	0	0	0.0	0	0
12/2 vs. Pit.	8	34	4.3	11	0	1	5	5.0	5	0
12/9 @ Was.	8	53	6.6	21	0	2	11	5.5	11	0
12/16 vs. Den.	5	20	4.0	14	0	0	0	0.0	0	0
12/23 vs. NYG	14	123	8.8	78	0	0	0	0.0	0	0
12/30 @ Cin.	22	89	4.0	14	0	1	4	4.0	4	0
<b>Totals</b>	<b>108</b>	<b>532</b>	<b>4.9</b>	<b>78</b>	<b>1</b>	<b>7</b>	<b>47</b>	<b>6.7</b>	<b>11</b>	<b>0</b>
<b>Playoffs</b>										
1/6/13 vs. Ind.	13	103	7.9	43	0	0	0	0.0	0	0
1/12/13 @ Den.	5	14	2.8	4	0	0	0	0.0	0	0
1/20/13 @ NE	9	52	5.8	11	0	1	8	8.0	8	0
2/3/13 @ SF	12	33	2.8	8	0	0	0	0.0	0	0
<b>Totals</b>	<b>39</b>	<b>202</b>	<b>5.2</b>	<b>43</b>	<b>0</b>	<b>1</b>	<b>8</b>	<b>8.0</b>	<b>8</b>	<b>0</b>

## REGULAR SEASON

Year	Team	GP	GS	RUSHING					RECEIVING				
				No.	Yards	Avg.	LG	TD	No.	Yards	Avg.	LG	TD
2012	Baltimore	16	0	108	532	*4.9	78	1	7	47	6.7	11	0
2013	Baltimore	16	1	152	436	2.9	28	2	20	104	5.2	15	0
<b>Totals</b>		<b>32</b>	<b>1</b>	<b>260</b>	<b>968</b>	<b>3.7</b>	<b>78</b>	<b>3</b>	<b>27</b>	<b>151</b>	<b>5.6</b>	<b>15</b>	<b>0</b>

\*LED TEAM

## CAREER SINGLE-GAME HIGHS (REGULAR SEASON)

### RUSHING

#### Carries:

24 (9/22/13 vs. Hou.)

#### Yardage:

123 (12/23/12 vs. NYG)

#### Long Gain:

78 (12/23/12 vs. NYG)

#### Touchdowns:

1 3 times (last: 9/22/13 vs. Hou.)

### RECEIVING

#### Receptions:

4 (last: 12/29/13 at Cin.)

#### Yardage:

27 (12/22/13 vs. NE)

#### Long Gain:

15 (12/22/13 vs. NE)

#### Touchdowns:

None

100-yard Rushing Games: 1 (123 yards, 12/23/12 vs. NYG)

## REGULAR SEASON

Year	Team	GP	GS	RUSHING					RECEIVING				
				No.	Yards	Avg.	LG	TD	No.	Yards	Avg.	LG	TD
2012	Baltimore	4	0	39	202	5.2	43	0	1	8	8.0	8	0
<b>Totals</b>		<b>4</b>	<b>0</b>	<b>39</b>	<b>202</b>	<b>5.2</b>	<b>43</b>	<b>0</b>	<b>1</b>	<b>8</b>	<b>8.0</b>	<b>8</b>	<b>0</b>







BALTIMORE  
RAVENS

88

**DENNIS PITTA**  
TIGHT END | 6-4 | 245

COLLEGE: BYU HS: Moorpark (CA)

BORN: 6/29/85, Fresno, CA

EXP. (NFL/RAVENS): 5/5 GP/GS (PLAYOFFS): 47/8 (6/3)

## TRANSACTIONS

Dennis Pitta re-signed (five-year contract) with the Ravens on 3/5/14...Was originally selected by Baltimore in the fourth round (114th overall) of the 2010 NFL Draft.

## CAREER

- Has 122 receptions for 1,244 yards and 11 TDs
- His 7 TDs in 2012 tied Todd Heap (2005) for most by a Ravens' tight end in a single season
- Posted a career-high 2 TD receptions, including a career-long 61-yarder, vs. Den. (12/16/12)
- Gained a career-high 125 yards (on 7 receptions) vs. Den. (12/16/12)
- Caught a career-high 8 receptions at Phi. (9/16/12)
- Caught his first-career TD vs. SF (11/24/11)
- Started his first-career game at Ten. (9/18/11)
- Grabbed his first-career reception at Cin. (9/19/10)



**2013: (4/1)** Saw action in the final four games (one start) and recorded 20 receptions for 169 yards and 1 TD after missing 12 games due to a hip injury suffered in training camp...Was placed on Injured Reserve - Designated for Return (hip) - on 9/3 and was activated to the 53-man roster on 12/7

- Started and led the team with a career-high-tying 8 receptions for 63 yards in **game 16 at Cin. (12/29)**
- Subbed and caught 2 receptions for 24 yards in the 18-16 victory in **game 14 at Det. (12/16)**
- Played in his first game of 2013 after missing the first 12 games of the season (hip) and finished second on the team with 6 receptions for 48 yards and 1 TD in the 29-26 win in **game 13 vs. Min. (12/8)**...Pitta's 1-yard TD catch on fourth down with 2:05 remaining in the game gave the Ravens a 15-12 lead...On Baltimore's final offensive drive, Pitta made an 18-yard reception, advancing the ball to Minnesota's 9 with 10 seconds left in the game...On the next play, QB Joe Flacco connected with WR Marlon Brown for the game-winning TD.

**2012: (16/5, 4/2)** Tied for second on the team (RB Ray Rice) with a career-high 61 receptions for 669 yards (11.0 avg.) and a career-high 7 TDs (second on team), which tied a franchise record for TD receptions by a TE...Helped the Ravens produce 5,640 total yards, second most in franchise history (5,723 in 1996) and a franchise-record 398 points

- Started and established career highs in receiving yards (125), long reception (61) and TDs (2) in **game 14 vs. Den. (12/16)**...Pitta's 61-yard TD reception marked the Ravens' second-longest play from scrimmage for the season, while his 7 scores tied Todd Heap (2005) for the most receiving TDs by a Ravens' TE in a season

- Led the team in receptions (5) and receiving yards (67, tied with Torrey Smith) in **game 9 vs. Oak. (11/11)**...Also pulled in a TD catch, tying his single-season high of 3 from 2011
- Started and led the team with a career-high 8 receptions for 65 yards in **game 2 at Phi. (9/16)**
- Recorded playoff career highs in receptions (14 - second on team), receiving yards (163) and TDs (3 - second on team), helping the Ravens average 410.3 yards per game in four postseason contests, including 4 receptions for 26 yards and 1 TD in **Super Bowl XLVII vs. SF**

**2011: (16/2, 2/1)** Posted 40 receptions for 405 yards and tied for third on the team with 3 TDs

- Led the team with 6 receptions for 62 yards and a TD in the 24-16 victory in the **season finale at Cin. (1/1/12)**...Ravens swept the AFC North division and earned the team's first division title since 2006
- Netted 2 receptions, including his first-career TD, in the 16-6 victory in **game 11 vs. SF (11/24)**
- Produced 6 receptions for 46 yards in the 30-27 victory in **game 7 vs. Ari. (10/30)**
- Started his first-career game and pulled in 2 receptions for 24 yards in **game 2 at Ten. (9/18)**
- Saw action in both playoff games (one start) and finished second on the team with 7 catches for 70 yards and 1 TD
- Started his first-career postseason game and finished second on the team with 5 receptions for 41 yards and his first-career postseason TD in the **AFC Championship at NE (1/22/12)**

**2010: (11/0, 0/0)** Recorded 1 reception for 1 yard and a special teams tackle

# 88 DENNIS PITTA

- Recorded his first-career special teams tackle before leaving the game with a concussion in the 20-10 victory in **game 15 at Cle. (12/26)**
- Pulled in his first-career reception in **game 2 at Cin. (9/19)**
- Saw action in his first-career game, but did not record a reception in the **season opener at NYJ (9/13)**
- Was a game-day inactive in the **Divisional Playoff at Pit. (1/15/11)** and the 30-7 victory in the **Wild Card Playoff at KC (1/9/11)**

**COLLEGE:** Started 34 of his 50 career games, recording 221 receptions for 2,901 yards and 21 TDs...A team captain, he was one of three finalists for the John Mackey Award, given to the nation's top TE as a senior in 2009...Earned first-team All-America accolades from the American Football Coaches Association, Walter Camp Foundation and *Pro Football Weekly*, adding second-team honors from the *Associated Press*, *The Sporting News* and *Sports Illustrated*...Received the Elite TE Trophy from the College Football Performance Awards, becoming the first non-BCS winner since 2001...Was a first-team All-Mountain West Conference and Academic All-MWC choice...Led the team in receptions for the second time in his career with 62 (third among all TEs in the nation) for 829 yards (13.4 ypc) and 8 TDs...Pitta finished his collegiate career having caught at least one pass in 43-consecutive games dating back to 10/23/04, before his LDS mission...Third-team All-America selection by *Rivals.com* as a junior (2008)...Candidate for the Lombardi and Biletnikoff Awards,

while also a John Mackey Award semifinalist...Also earned first-team All-MWC honors and was an Academic All-MWC pick...Recorded a career-high 83 receptions, a Cougar single-season record at his position...Became just the second TE at BYU to gain over 1,000 yards receiving in a season with 1,083, which was also the eighth-best overall season total in school history, ranking third on the Cougars' TE yearly record book... Totaled 213 receiving yards vs. Northern Iowa, making him only the second BYU TE to ever gain over 200 yards receiving in a single game...Came back strong after completing his Mormon mission, earning first-team All-MWC and Academic All-MWC honors as a sophomore in 2007...Led the Cougars and all MWC TEs with 59 receptions, though he only started five games...Recorded 813 yards (13.8 ypc) and 5 TDs... Served on an LDS church mission to the Dominican Republic (2005-06)...Joined the BYU football team as a greyshirt walk-on in 2003.

**HIGH SCHOOL, PERSONAL:** Lettered three times in track, twice in football and once in basketball at Moorpark (CA) HS...Played WR and CB, leading the Musketeers to the CIF state semi finals...Was named first-team All-County, All-League and All-Area his senior season, when he recorded 64 receptions for 1,150 yards and 13 TDs...Four-time scholar-athlete who was also named a National Football Foundation Scholar Athlete...An Eagle Scout, Pitta graduated from BYU with a degree in business education...His father, Dennis, was a middle linebacker at California from 1968-69...Dennis and his wife, Mataya, have a son, Decker, born 5/1/13.

## 2013

### GAME-BY-GAME OFFENSE

Date/Opp.	IR	RECEIVING				RUSHING					
		No.	Yds.	Avg.	LG	TD	No.	Yds.	Avg.	LG	TD
9/5 @ Den.	IR (HIP) - DES. FOR RETURN	--	--	--	--	--	--	--	--	--	--
9/15 vs. Cle.	IR (HIP) - DES. FOR RETURN	--	--	--	--	--	--	--	--	--	--
9/22 vs. Hou.	IR (HIP) - DES. FOR RETURN	--	--	--	--	--	--	--	--	--	--
09/29 @ Buf.	IR (HIP) - DES. FOR RETURN	--	--	--	--	--	--	--	--	--	--
10/6 @ Mia.	IR (HIP) - DES. FOR RETURN	--	--	--	--	--	--	--	--	--	--
10/13 vs. GB	IR (HIP) - DES. FOR RETURN	--	--	--	--	--	--	--	--	--	--
10/20 @ Pit.	IR (HIP) - DES. FOR RETURN	--	--	--	--	--	--	--	--	--	--
11/3 @ Cle.	IR (HIP) - DES. FOR RETURN	--	--	--	--	--	--	--	--	--	--
11/10 vs. Cin.	IR (HIP) - DES. FOR RETURN	--	--	--	--	--	--	--	--	--	--
11/17 @ Chi.	IR (HIP) - DES. FOR RETURN	--	--	--	--	--	--	--	--	--	--
11/24 vs. NYJ	IR (HIP) - DES. FOR RETURN	--	--	--	--	--	--	--	--	--	--
11/28 vs. Pit.	IR (HIP) - DES. FOR RETURN	--	--	--	--	--	--	--	--	--	--
12/8 vs. Min.		6	48	8.0	18	1	0	0	0.0	0	0
12/16 @ Det.		2	24	12.0	15	0	0	0	0.0	0	0
12/22 vs. NE		4	34	8.5	15	0	0	0	0.0	0	0
12/29 @ Cin.		8	63	7.9	11	0	0	0	0.0	0	0
<b>Totals</b>		<b>20</b>	<b>169</b>	<b>8.5</b>	<b>18</b>	<b>1</b>	<b>0</b>	<b>0</b>	<b>0.0</b>	<b>0</b>	<b>0</b>

## 2012

### GAME-BY-GAME OFFENSE

Date/Opp.	IR	RECEIVING				RUSHING					
		No.	Yds.	Avg.	LG	TD	No.	Yds.	Avg.	LG	TD
9/10 vs. Cin.		5	73	14.6	25	1	0	0	0.0	0	0
9/16 @ Phi.		8	65	8.1	16	0	0	0	0.0	0	0
9/23 vs. NE		5	50	10.0	20t	1	0	0	0.0	0	0
9/27 vs. Cle.		0	0	0.0	0	0	0	0	0.0	0	0
10/7 @ KC		3	22	7.3	11	0	0	0	0.0	0	0
10/14 vs. Dal.		4	33	8.3	9	0	0	0	0.0	0	0
10/21 @ Hou.		5	33	6.6	9	0	0	0	0.0	0	0
11/4 @ Cle.		2	33	16.5	27	0	0	0	0.0	0	0
11/11 vs. Oak.		5	67	13.4	26	1	0	0	0.0	0	0
11/18 @ Pit.		1	5	5.0	5	0	0	0	0.0	0	0
11/25 @ SD		6	42	7.0	16	1	0	0	0.0	0	0
12/2 vs. Pit.		1	19	19.0	19	0	0	0	0.0	0	0
12/9 @ Was.		5	46	9.2	14t	1	0	0	0.0	0	0
12/16 vs. Den.		7	125	17.9	61t	2	0	0	0.0	0	0
12/23 vs. NYG		4	56	14.0	36	0	0	0	0.0	0	0
12/30 @ Cin.		0	0	0.0	0	0	0	0	0.0	0	0
<b>Totals</b>		<b>61</b>	<b>669</b>	<b>11.0</b>	<b>61t</b>	<b>7</b>	<b>0</b>	<b>0</b>	<b>0.0</b>	<b>0</b>	<b>0</b>
<b>Playoffs</b>											
1/6/13 vs. Ind.		2	27	13.5	20t	1	0	0	0.0	0	0
1/12/13 @ Den.		3	55	18.3	24	0	0	0	0.0	0	0
1/20/13 @ NE		5	55	11.0	22	1	0	0	0.0	0	0
2/3/13 @ SF		4	26	6.5	9	1	0	0	0.0	0	0
<b>Totals</b>		<b>14</b>	<b>163</b>	<b>11.6</b>	<b>24</b>	<b>3</b>	<b>0</b>	<b>0</b>	<b>0.0</b>	<b>0</b>	<b>0</b>

## DID YOU KNOW?

Since the John Harbaugh Era began (2008-13), Baltimore has compiled a stout record in the combined months of November, December and January, going 37-18 overall (.673). Also, under Harbaugh, the Ravens have posted a combined 16-8 (.667) record in the final four games of a season.



# 88 DENNIS PITTA

**COMMUNITY:** Has Served as a host for the annual Goodwill Gridiron Halloween Party, a fundraiser with proceeds benefitting Goodwill Industries of the Chesapeake...As part of the NFL's "Salute to Service" Military Appreciation Initiative, joined teammates in hosting a karaoke party for local Baltimore veterans (Nov. 2011)...Taught youth football players the fundamentals of football at the NEXT Level Football Camp at Provo High School in Provo, Utah...In 2012, led football drills for more than 150 kids at Coca-Cola's youth fitness event Live Positively: Get the Ball Rolling, an initiative designed to educate youth about the importance

of healthy living...Also awarded Player of the Year (2012) by the Tri-State Ravens Nest 12 for his success on and off the field...Represented the Ravens at a Ribbon Cutting Ceremony for a new Park Heights community recreational field (Nov. 2013)...Supported Ravens' community initiatives by attending the annual women's event, A Purple Evening, at M&T Bank Stadium...Also participated in teammates' charitable events, including Vonta Leach's Celebrity Billiards Tournament benefitting breast cancer research, Torrey's Turkey Bowl at Baltimore's Ronald McDonald House and Haloti Ngata's Family Foundation Luau.

## 2011

GAME-BY-GAME															
RAVENS					RECEIVING					RUSHING					
Date/Opp.	No.	Yds.	Avg.	LG	TD	No.	Yds.	Avg.	LG	TD	No.	Yds.	Avg.	LG	TD
9/11 vs. Pit.	2	45	22.5	29	0	0	0	0.0	0	0	0	0	0.0	0	0
9/18 @ Ten.	2	24	12.0	16	0	0	0	0.0	0	0	0	0	0.0	0	0
9/25 @ STL	0	0	0.0	0	0	0	0	0.0	0	0	0	0	0.0	0	0
10/2 vs. NYJ	1	14	14.0	14	0	0	0	0.0	0	0	0	0	0.0	0	0
10/16 vs. Hou.	2	9	4.5	6	0	0	0	0.0	0	0	0	0	0.0	0	0
10/24 @ Jax.	3	13	4.3	15	0	0	0	0.0	0	0	0	0	0.0	0	0
10/30 vs. Ari.	6	46	7.6	12	0	0	0	0.0	0	0	0	0	0.0	0	0
11/6 @ Pit.	5	46	9.2	23	0	0	0	0.0	0	0	0	0	0.0	0	0
11/13 @ Sea.	4	49	12.3	17	0	0	0	0.0	0	0	0	0	0.0	0	0
11/20 vs. Cin.	0	0	0.0	0	0	0	0	0.0	0	0	0	0	0.0	0	0
11/24 vs. SF	2	19	9.5	11	1	0	0	0.0	0	0	0	0	0.0	0	0
12/4 @ Cle.	1	26	26.0	26	0	0	0	0.0	0	0	0	0	0.0	0	0
12/11 vs. Ind.	3	29	9.7	16	1	0	0	0.0	0	0	0	0	0.0	0	0
12/18 @ SD	3	25	8.3	11	0	0	0	0.0	0	0	0	0	0.0	0	0
12/24 vs. Cle.	0	0	0.0	0	0	0	0	0.0	0	0	0	0	0.0	0	0
1/1/12 @ Cin.	6	62	10.3	39	1	0	0	0.0	0	0	0	0	0.0	0	0
<b>Totals</b>	<b>40</b>	<b>405</b>	<b>10.1</b>	<b>39</b>	<b>3</b>	<b>0</b>	<b>0</b>	<b>0.0</b>	<b>0</b>	<b>0</b>	<b>0</b>	<b>0</b>	<b>0.0</b>	<b>0</b>	<b>0</b>
<b>Playoffs</b>															
1/15/12 vs. Hou.	2	29	14.5	16	0	0	0	0.0	0	0	0	0	0.0	0	0
1/22/12 vs. SF	5	41	8.2	15	1	0	0	0.0	0	0	0	0	0.0	0	0
<b>Totals</b>	<b>7</b>	<b>70</b>	<b>10.0</b>	<b>16</b>	<b>1</b>	<b>0</b>	<b>0</b>	<b>0.0</b>	<b>0</b>	<b>0</b>	<b>0</b>	<b>0</b>	<b>0.0</b>	<b>0</b>	<b>0</b>

## 2010

GAME-BY-GAME															
RAVENS					RECEIVING					RUSHING					
Date/Opp.	No.	Yds.	Avg.	LG	TD	No.	Yds.	Avg.	LG	TD	No.	Yds.	Avg.	LG	TD
9/13 @ NYJ	0	0	0.0	0	0	0	0	0.0	0	0	0	0	0.0	0	0
9/19 @ Cin.	1	1	1.0	1	0	0	0	0.0	0	0	0	0	0.0	0	0
9/26 vs. Cle.	0	0	0.0	0	0	0	0	0.0	0	0	0	0	0.0	0	0
10/3 @ Pit.	0	0	0.0	0	0	0	0	0.0	0	0	0	0	0.0	0	0
10/10 vs. Den.															
10/17 @ NE	0	0	0.0	0	0	0	0	0.0	0	0	0	0	0.0	0	0
10/24 vs. Buf.	0	0	0.0	0	0	0	0	0.0	0	0	0	0	0.0	0	0
11/7 vs. Mia.															
11/11 @ Atl.															
11/21 @ Car.															
11/28 vs. TB	0	0	0.0	0	0	0	0	0.0	0	0	0	0	0.0	0	0
12/5 vs. Pit.	0	0	0.0	0	0	0	0	0.0	0	0	0	0	0.0	0	0
12/13 @ Hou.	0	0	0.0	0	0	0	0	0.0	0	0	0	0	0.0	0	0
12/19 vs. NO	0	0	0.0	0	0	0	0	0.0	0	0	0	0	0.0	0	0
12/26 @ Cle.	0	0	0.0	0	0	0	0	0.0	0	0	0	0	0.0	0	0
1/2/11 vs. Cin.															
<b>Totals</b>	<b>1</b>	<b>1</b>	<b>1.0</b>	<b>1</b>	<b>0</b>	<b>0</b>	<b>0</b>	<b>0.0</b>	<b>0</b>	<b>0</b>	<b>0</b>	<b>0</b>	<b>0.0</b>	<b>0</b>	<b>0</b>
<b>Playoffs</b>															
1/9/11 @ KC															
1/15/11 @ Pit.															
<b>Totals</b>	<b>0</b>	<b>0</b>	<b>0.0</b>	<b>0</b>	<b>0</b>	<b>0</b>	<b>0</b>	<b>0.0</b>	<b>0</b>	<b>0</b>	<b>0</b>	<b>0</b>	<b>0.0</b>	<b>0</b>	<b>0</b>

## REGULAR SEASON

Year	Team	GP	GS	RECEIVING						RUSHING				
				No.	Yards	Avg.	LG	TD	No.	Yards	Avg.	LG	TD	
2010	Baltimore	11	0	1	1	1.0	1	0	0	0	0.0	0	0	
2011	Baltimore	16	2	40	405	10.1	39	3	0	0	0.0	0	0	
2012	Baltimore	16	5	61	669	11.0	61t	7	0	0	0.0	0	0	
2013	Baltimore	4	1	20	169	8.5	18	1	0	0	0.0	0	0	
<b>Totals</b>		<b>47</b>	<b>8</b>	<b>122</b>	<b>1,244</b>	<b>10.2</b>	<b>61t</b>	<b>11</b>	<b>0</b>	<b>0</b>	<b>0.0</b>	<b>0</b>	<b>0</b>	

SPECIAL TEAMS TACKLES (2): 2010 (1); 2011 (1)

## CAREER SINGLE-GAME HIGHS (REGULAR SEASON)

**Receptions:** 8 2 times (last: 12/29/13 at Cin.)  
**Yardage:** 125 (12/16/12 vs. Den.)  
**Long gain:** 61t (12/16/12 vs. Den.)  
**Touchdowns:** 2 (12/16/12 vs. Den.)

100-yard Receiving Games: 1 (125 yards, 12/16/12 vs. Den.)

## POSTSEASON

Year	Team	GP	GS	RECEIVING						RUSHING				
				No.	Yards	Avg.	LG	TD	No.	Yards	Avg.	LG	TD	
2010	Baltimore	0	0	0	0	0.0	0	0	0	0	0.0	0	0	
2011	Baltimore	2	1	7	70	10.0	16	1	0	0	0.0	0	0	
2012	Baltimore	4	2	14	163	11.6	24	3	0	0	0.0	0	0	
<b>Totals</b>		<b>6</b>	<b>3</b>	<b>21</b>	<b>233</b>	<b>11.1</b>	<b>24</b>	<b>4</b>	<b>0</b>	<b>0</b>	<b>0.0</b>	<b>0</b>	<b>0</b>	





BALTIMORE  
RAVENS

67

**WILL RACKLEY**  
GUARD | 6-3 | 318

COLLEGE: Lehigh HS: Riverdale (GA)

BORN: 10/11/89, Athens, Greece

EXP. (NFL/RAVENS): 4/1 GP/GS (PLAYOFFS): 26/25 (0/0)

## TRANSACTIONS

Will Rackley signed with the Ravens on 5/19/14...Waived by Jacksonville on 5/12/14...Placed on Injured Reserve (concussion) on 12/17/13...Placed on Injured Reserve (ankle) on 8/31/12...Originally selected by the Jaguars in the third round (76th overall) of the 2011 NFL Draft.

## CAREER

- Has started 25 of the 26 games he has played in since 2011
- Helped NFL rushing leader RB Maurice Jones-Drew set a Jaguars' single-season franchise record with 1,606 rushing yards, including six 100-yard rushing games in 2011



**2013: (with Jacksonville – 11/11)** Started all 11 games he played in before missing the final three games of the season after being placed on Injured Reserve (concussion) on 12/17

- Started at LG and helped the Jaguars rush for 159 yards in **game 15 vs. Buf. (12/15)**
- Started at LG and was part of an O-line that helped the offense rush for 149 yards on 28 carries (5.3 avg.) in **game 13 vs. Hou. (12/5)**

**2012: (with Jacksonville – IR)** Missed the entire season after being placed on Injured Reserve (ankle) on 8/31 after suffering an injury in preseason

**2011: (with Jacksonville – 15/14)** Was one of only two Jaguars rookies (QB Blaine Gabbert) to start at least 14 games...Helped NFL rushing leader RB Maurice Jones-Drew set a Jaguars' single-season franchise record with 1,606 rushing yards...Part of an offensive line that helped the club produce 14 100-yard rushing games

- Helped Jones-Drew rush for a season-high 169 yards in the **season finale vs. Ind. (1/1/12)**
- Part of an offense that produced a season-high 325 yards in **game 13 vs. TB (12/11)**

- Started at LT before leaving the game with a shoulder injury in **game 5 vs. Cin. (10/9)**

**COLLEGE:** Four-year letterman and three-time All-Patriot League selection at Lehigh...Started 45 of his 46 career games and ended his career with 40-straight starts (35 at LT and 10 at RG)...Was the first Lehigh player to receive consensus All-American honors since 2004...Began his career as a guard before making the switch to tackle for his final three seasons...Earned first-team All-Patriot League honors after he started all 13 games at LT as a senior and helped lead his team to a Patriot League championship...Registered 88 knockdowns and 12 TD-resulting blocks...Started all 11 games at LT as a junior, when he was a third-team *Associated Press* All-America selection and first-team All-Patriot League choice...Moved to LT as a sophomore and started all 11 games and was a first-team All-Patriot League choice...Was the first freshman to start (started all 11 games) in 20 seasons at the school...Graduated with a degree in product design.

**HIGH SCHOOL, PERSONAL:** Prepped at Riverdale (GA) HS, where he was a team captain and was named first-team All-Area at OT and second-team All-Area as a DT.

## DID YOU KNOW?

The Baltimore Ravens won at least one playoff game in five-consecutive years (2008-12). There have been just six teams to win at least one playoff game in five-straight seasons (since the 1970 merger).

Team	Cons. Seasons	Years	Wins
Dallas Cowboys	6	1991-96	12
<b>Baltimore Ravens</b>	<b>5</b>	<b>2008-12</b>	<b>9</b>
New England Patriots	5	2003-07	11
Philadelphia Eagles	5	2000-04	7
Green Bay Packers	5	1993-97	9
Oakland Raiders	5	1973-77	7



BALTIMORE  
RAVENS

76

**JAH REID**  
GUARD/TACKLE | 6-7 | 320

COLLEGE: Central Florida HS: Haines City (FL)

BORN: 7/21/88, Haines City (FL)

EXP. (NFL/RAVENS): 4/4 GP/GS (PLAYOFFS): 35/7 (2/0)

## TRANSACTIONS

Jah Reid was selected in the third round (85th overall) of the 2011 NFL Draft...Ravens traded their third-round pick (90th overall) and a sixth-round pick (191st overall) to Philadelphia in exchange for the Eagles' 85th selection.

## CAREER

- Helped the Ravens score the most points (398) in franchise history and post the second-most total yards (5,640) in team history (5,723 in 1996), including a then-career-high 3,817 passing yards by QB Joe Flacco, in 2012



**2013: (10/0)** Saw action in 10 games on special teams and in the "jumbo" package on offense

- Played from scrimmage in the "jumbo" package and on special teams in **game 10 at Chi. (11/17)**
- Played from scrimmage and on special teams in **game 9 vs. Cin. (11/10)**

**2012: (9/7, 0/0)** Helped the Ravens score the most points (398) in franchise history and post the second-most total yards (5,640) in team history (5,723 in 1996), including a then-career-high 3,817 passing yards by QB Joe Flacco and 1,143 yards and 9 TDs rushing by RB Ray Rice, before being placed on Injured Reserve (toe) on 1/11/13

- Started at LG and helped the offense post a season-high 533 yards (224 rushing and 309 passing), the third-highest output in team history, in the 33-14 victory in **game 15 vs. NYG (12/23)**...Also helped two backs rush for 100 yards (Ray Rice - 107 and Bernard Pierce - 123) in the same game for the second time in team history (Le'Ron McClain - 139 and Willis McGahee - 108 on 12/20/08 at Dal.)
- Started his first-career game at LG and helped protect QB Joe Flacco, allowing him to throw for 164 yards in the 13-10 victory in **game 10 at Pit. (11/18)**

**2011: (16/0, 2/0)** Saw action both on special teams, and as an extra TE in a jumbo package, and helped pave the way for RB Ray Rice to score a franchise-record 15 total TDs (12 rushing and 3 receiving) and rush for a career-high 1,364 yards, part of 1,996 yards by the Ravens in 2011...Rice led the NFL with 2,068 yards from scrimmage...Also helped protect QB Joe Flacco, allowing him to throw for 3,610 yards and 20 TDs

- Saw action in his first-career NFL game on special teams in the 35-7 victory in the **season opener vs. Pit. (9/11)**
- Played in both playoff games both from scrimmage and on special teams

**COLLEGE:** Saw action in 53 games, including starting his final 33 at RT while at Central Florida...Started all 14 games at RT, helping lead UCF to a Conference USA championship and a No. 21 national ranking to end the season as a senior in 2010...

The rank marked the first time in school history the Knights were in the Top 25...Helped the offense rack up 5,236 yards (average of 374 yards per game), including 2,626 rushing...Paved the way for three different teammates to rush for at least 650 yards (Ronnie Weaver - 946, Jeff Godfrey - 704, Latavius Murray - 660)...Earned first-team All-Conference USA honors from the coaches, while helping the Knights to an 8-5 record and a second place finish in the Conference USA Eastern division as a junior in 2009...Led an offensive line that paved the way for 4,431 total yards, including 2,734 through the air...Saw action in all 12 games, including 10 starts, helping the Knights gain 2,754 total yards, including 1,359 rushing as a sophomore in 2008...Named to the All-Conference USA Freshman Team after playing in all 14 games and helping lead the Knights to a Conference USA championship and a berth in the Liberty Bowl in 2007...Redshirted while practicing as a tackle for the offensive scout team in 2006...Majored in interpersonal organization communication at UCF.

**HIGH SCHOOL, PERSONAL:** Prepped at Haines City (FL) HS, where he was a two-time letterman...Named a first-team All-Polk County and second-team All-State honoree as a senior...Participated in the Central-South Florida All-Star game.

**COMMUNITY:** In 2011, Reid attended the eighth annual Ravens and Police Athletic League coat distribution to benefit Baltimore homeless men at the Helping Up Mission...Joined teammates in delivering coats and warm weather coats to residents at the shelter...In 2012, assisted with distributing business apparel items, donated by Jos. A Bank, to men at the Helping Up Mission...Served lunch to homeless men and women at the Healthcare for the Homeless facility in Baltimore City (March 2012)...Distributed bags of groceries to families in need at the Giant Food Giveaway Event in the Harry and Jeannette Weinberg YMCA (Dec. 2012)...Attended Art Jones' holiday toy drive to benefit the children of St. Vincent's Villa, a home for children with severe emotional and behavioral difficulties...Supported the organization's community efforts by attending the Ravens' Spring Football Festival and the annual women's event, A Purple Evening, at M&T Bank Stadium.



BALTIMORE  
**RAVENS**

**27**

**RAY RICE**  
RUNNING BACK | 5-8 | 206

COLLEGE: Rutgers HS: New Rochelle (NY)  
BORN: 1/22/87, New Rochelle, NY  
EXP. (NFL/RAVENS): 7/7 GP/GS (PLAYOFFS): 92/80 (12/10)

## TRANSACTIONS

Ray Rice re-signed with the Ravens (five-year contract) on 7/16/12...Originally selected in the second round (55th overall) of the 2008 NFL Draft.

## HONORS

- Three-time Pro Bowler (2009 and 2011-12)
- *Associated Press* second-team All-Pro (2009 and 2011)
- AFC Offensive Player of the Week (Week 15, 2010; Week 13, 2011; Week 17, 2011; Weeks 12 & 16, 2012)
- FedEx Ground Player of the Week (Week 14, 2009; Week 15, 2010; Weeks 13 & 17, 2011)
- GMC "Never Say Never Moment" (Week 8, 2011 and Week 12, 2012)
- His fourth-and-29 conversion at SD (11/25/12) was voted the NFL Play of the Year (2012)



## CAREER

- Is the Ravens' all-time leader in total yards from scrimmage (9,214)
- Ranks second in Ravens franchise history with 6,180 rushing yards (Jamal Lewis - 7,801) and is second in rushing TDs (37)
- Became the first player in Ravens franchise history to rush for 1,000 yards in four-consecutive seasons (2009-12)
- Dating back to 2009, Rice owns the NFL's most total yards from scrimmage with 8,487 (5,726 rushing & 2,761 receiving), including 42 games when he's gained 100-or-more total yards (second only to Adrian Peterson's 44)
- With his 1,364 rushing yards and 704 receiving yards in 2011, Rice joined Pro Football Hall of Famer Marshall Faulk (four times) as the only players in league history to register at least 1,200 rushing yards and 700 receiving yards in multiple seasons (Rice finished the 2009 season with 1,339 rushing yards and 702 receiving yards)
- Led the NFL in yards from scrimmage with 2,068 (1,364 rushing and 704 receiving) in 2011...Rice was the only player to produce 2,000 yards from scrimmage in 2011...His 2,068 yards from scrimmage are second all time in Ravens history (Jamal Lewis, 2,271 in 2003)
- Was one of three NFL players with 1,000 rushing yards and 400 receiving yards in 2012
- Produced a franchise-record 15 touchdowns (12 rushing and 3 receiving) in 2011
- Was one of two NFL players in 2009 (Tennessee's Chris Johnson) to tally 2,000 yards from scrimmage (2,041), ranking second in the NFL with an average of 127.6 net yards per game
- Led the team with 78 receptions (for 702 yards and a TD) and also topped all NFL RBs in receptions and receiving yards in 2009, setting the Ravens' RB single-season records in those categories
- Produced a career-high 233 yards from scrimmage, rushing a career-high 31 times for 153 yards and pulled in a team-high 5 receptions for 80 yards and a TD vs. NO (12/19/10)
- Rice's 204 yards from scrimmage in the first half vs. Detroit in Week 14 of 2009 rank as the fourth most in an opening half in the NFL since 1991...Rice's 12.8 yards per carry against Detroit rank as the highest mark in team history (min. 10 attempts)
- Ran for a Ravens' postseason-franchise-record 159 yards and postseason-franchise-record-tying 2 TDs on 22 carries (7.2 avg.), including a career-long and franchise-postseason-record 83-yard TD rush (second longest in NFL postseason history), in the 33-14 victory in the Wild Card Game at NE (1/10/10)
- Is the second non-QB (WR Mark Clayton) in team history to throw a TD pass (1-yard toss to TE Ed Dickson at Sea., 11/13/11)

## DID YOU KNOW?

From 2009-13, Ray Rice averaged 107.4 total yards from scrimmage per game, the NFL's fourth-best average. In addition, his 72.5 rushing yards per game average is the NFL's 10th best over that span.



## 27 RAY RICE

**2013: (15/15)** Became the Ravens' all-time leader in total yards from scrimmage (9,214), after leading the team with 214 rushing attempts for 660 yards and 4 TDs...Also finished second on the team with 58 receptions for 321 yards

- Became the Ravens' all-time leader in total yards from scrimmage (9,214), finishing second on the team with 7 receptions for 35 yards and rushed the ball 6 times for 15 yards in **game 16 at Cin. (12/29)**
- Totaled 109 yards, gaining 67 yards rushing and 42 receiving (on 5 receptions) in the 29-26 win in **game 13 vs. Min. (12/8)**
- Crossed the 6,000-yard rushing mark (6,002) with 32 rushing yards on 12 carries and tied for the team lead (Torrey Smith) with 6 receptions for 38 yards in the 22-20 victory in **game 12 vs. Pit. (11/28)**
- Led the Ravens with 25 carries for a season-high 131 yards (5.2 ypc) and 1 TD and had 3 receptions for 17 yards in **game 10 at Chi. (11/17)**
- Led the Ravens with 27 rushing attempts for 74 yards and 2 TDs (the 10th multi-TD game of his career) in the 26-23 victory in **game 5 at Mia. (10/6)**...Also added 28 receiving yards, giving him 102 yards from scrimmage – his 40th – career 100-scrimmage-yard game
- Was a game-day inactive (hip), missing his first game in 66-consecutive contests (was also the NFL's longest starting streak by a RB at 43 contests) in **game 3 vs. Hou. (9/22)**
- Led the team with 12 rushes for 36 yards and 1 TD and posted a team-high 8 receptions for 35 yards in **game 1 at Den. (9/5)**

**2012: (16/16, 4/4)** Named to his second-consecutive Pro Bowl (third overall) after leading the Ravens with 257 rushing attempts for 1,143 yards (his franchise-record fourth-consecutive 1,000-yard rushing season) and team-leading 9 TDs...Also finished tied for second on the team (TE Dennis Pitta) with 61 receptions for 478 yards and 1 TD...Concluded the season starting his 41st-consecutive game, tops among active NFL RBs

- Earned AFC Offensive Player of the Week honors after totaling 158 yards (107 rushing and 51 receiving) as one of two Ravens backs (Bernard Pierce - 123) to rush for 100 yards in the same game for the second time in team history (Le'Ron McClain - 139 and Willis McGahee - 108 on 12/20/08 at Dal.) in the 33-14 victory in **game 15 vs. NYG (12/23)**...Also finished second on the team with 6 receptions for 51 yards and a TD against the Giants... Rice's 107-yard rushing output was his 17th-career 100-yard rushing performance
- Surpassed the 1,000-yard rushing mark for the fourth-consecutive year, becoming the first player in franchise history to accomplish that feat, in **game 14 vs. Den. (12/16)**

- Earned AFC Offensive Player of the Week honors after producing 164 total yards (97 rushing and 67 receiving), including a 29-yard catch and run to convert a fourth-and-29 that led to a game-tying FG six plays later, in the 16-13 overtime victory in **game 11 at SD (11/25)**
- Surpassed the 5,000-yard rushing barrier while carrying the ball 13 times for 35 yards and 1 TD in the 55-20 victory in **game 9 vs. Oak. (11/11)**
- Carried the ball 25 times for 98 yards and 1 TD (his 30th-career rushing TD) in **game 8 at Cle. (11/4)**
- Produced his 15th-career 100-yard rushing game (17 att. for 102 yards) and pulled in 1 reception for 16 yards in the victory over the Chiefs in **game 5 at KC (10/7)**
- Posted 394 yards from scrimmage (306 rushing and 88 receiving) and 2 rushing TDs, helping the Ravens average 410.3 yards per game during the playoff run to their Super Bowl XLVII victory

**2011: (16/16, 2/2)** Earned his second Pro Bowl nod after leading the NFL in yards from scrimmage with a career-high 2,068 yards...Produced a franchise-record 15 TDs (12 rushing and 3 receiving) as well as a career-high 1,364 rushing yards (tied for second-most in franchise history - Jamal Lewis, 2000) and led the team with 76 receptions for a career-high 704 yards...Became the second player in NFL history (Pro Football Hall of Famer Marshall Faulk - four times from 1998-2001) to register at least 1,200 rushing yards and 700 receiving yards in multiple seasons (Rice finished the 2009 season with 1,339 rushing yards and 702 receiving yards)

- Earned AFC Offensive Player of the Week honors after producing 199 total yards, carrying the ball 24 times for 191 yards and 2 TDs, including a career-long 70-yarder on the fourth play from scrimmage in the 24-16 victory in the **season finale at Cin. (1/1/12)**...Recorded two TD runs of 50-plus yards (70 and 51) and helped the Ravens sweep the division with an 6-0 record to earn their first division title since 2006
- Totaled 149 yards, rushing 26 times for 103 yards (eclipsing the 100-yard rushing mark in back-to-back games for the first time in his career) in the 24-10 victory in **game 13 vs. Ind. (12/11)**...Led the team with 6 receptions for 46 yards
- Earned AFC Offensive Player of the Week and FedEx Ground Player of the Week honors after producing a career-high 204 yards rushing (fourth most in franchise history), as part of a 290-yard rushing day for the Ravens (third most in franchise history) in the 24-10 victory in **game 12 at Cle. (12/4)**...Rice also logged a then-career-long 67-yard jaunt and a TD against the Browns
- Totaled 147 yards, including his 11th-career 100-yard rushing game - finished with 104 yards and 2 TDs rushing - and pulled in 5 receptions for 43 yards in the 31-24 victory in **game 10 vs. Cin. (11/20)**...Set a then-career high with his 8th rushing TD and 10th-overall score of the season

# 27 RAY RICE

- Finished second on the team with 8 receptions for 54 yards and threw his first-career TD pass (1-yard toss to TE Ed Dickson) in **game 9 at Sea. (11/13)**...Pass was the second-ever Ravens TD pass by a non-QB...The last was at Cin. on 11/30/08 when WR Mark Clayton hit Derrick Mason
  - Produced a career-high 3 rushing TDs (18 carries for 63 yards) and tied for the team lead (Anquan Boldin) with 7 receptions for 36 yards in the 30-27 victory in **game 7 vs. Ari. (10/30)**...Rice's 3 second-half TDs sparked the Ravens' 21-point comeback, the largest in franchise history
  - Produced his 25th-career game with at least 100 combined yards from scrimmage (164 total - 83 receiving and 81 rushing) for an offense that posted a Ravens' franchise-record 553 total yards in **game 3 at STL (9/25)**
  - Produced 158 combined yards (127 rushing and 31 receiving) in two playoff games...Rice became the Ravens' all-time postseason yards from scrimmage leader (652 yards) and became the franchise's postseason rushing leader (444 yards) in eight playoff games
- 2010: (16/14, 2/2)** Led the team with a career-high 307 rushing attempts for 1,220 yards and a team-high 5 rushing TDs (tied with Willis McGahee)...Also finished second on the team with 63 receptions for 556 yards and 1 TD...Moved into second on team's all-time rushing chart...Was also third in the NFL with 1,776 combined yards...Only player in the NFL with at least 250 total touches who did not fumble in 2010
- Earned AFC Offensive Player of the Week honors after he produced a career-high 233 yards from scrimmage, rushing a career-high 31 times for 153 yards and a TD and pulled in a team-high 5 receptions for 80 yards and a TD in **game 14 vs. NO (12/19)**...Rice topped the 1,000-yard rushing mark for the second-consecutive season
  - Gained over 100 yards from scrimmage for the fourth-
- straight game, posting 129 yards (82 rushing and 47 receiving), in the 17-10 win in **game 11 vs. TB (11/28)**
  - Tallied a team-high 180 total yards (83 rushing and 97 receiving) in the 26-10 win in **game 8 vs. Mia. (11/7)**
  - Led the team with 27 carries for 133 yards (first 100-yard game of the season) and a then-career-high-tying 2 TDs in the 31-17 victory in **game 5 vs. Den. (10/10)**...Ravens rushed for 233 yards, 4 TDs and a franchise-record 17 first downs
  - Led the team with 89 rushing yards and 1 rushing TD and was second on the team with 12 receptions for 74 yards and a TD in two postseason games
  - Led the team with 32 rushing yards and a rushing TD, plus led the team with a postseason-career-high 7 receptions for 32 yards in the **Divisional Playoff Game at Pit. (1/15/11)**
- 2009: (16/15, 2/2)** Earned his first-career Pro Bowl nod after finishing second in the NFL in yards from scrimmage (2,041)... Became just the second player in franchise history to gain 2,000 scrimmage yards in a season (Jamal Lewis - 2,271 in 2003), while setting career highs in every category...His 1,339 rushing yards are the fourth-highest total in franchise history...His four 100-yard rushing games are tied for the third most in a single season in Ravens history...Also led the team – and all NFL RBs – with 78 receptions (for 702 yards and a TD) in addition to his 7 rushing TDs
- Became the first player to rush for 100 yards (30 for 141) against the Steelers after Pit. had not allowed a century rusher for 33-consecutive games in **game 15 at Pit. (12/27)**
  - Topped the 1,000-yard rushing mark for the first time in his career and earned FedEx Ground Player of the Week honors after leading the team with 13 carries for 166 yards and a TD in the 48-3 win in **game 13 vs. Det. (12/13)**...Broke off runs of 59 and 52 yards as part of 308 rushing yards

## DID YOU KNOW?

Three-time Pro Bowl RB Ray Rice owns the NFL's most total yards from scrimmage (8,487) between 2009-13, registering 42 games where he's gained 100-or-more total yards. In 2013, Rice broke RB Jamal Lewis' all-time Ravens record for yards from scrimmage and has totaled 9,214 career yards (6,180 rushing and 3,034 receiving) in six NFL seasons.

### NFL NET YARDS FROM SCRIMMAGE (2009-13)

Rk.	Player	Scrimmage Yards	----Rush----		----Rec.----	
			Att-Yds	TD	Rec-Yds	TD
1.	Ray Rice	8,487	1,323-5,726	37	336-2,761	6
2.	Chris Johnson	8,480	1,491-6,737	41	229-1,743	7
3.	Adrian Peterson	8,318	1,432-7,014	64	166-1,304	4

#### Rice Quick Hit: From 2009-13...

- Rice averaged 72.5 rushing yards per game, the NFL's 10th-best average.
- Rice averaged 107.4 total yards from scrimmage per game, the NFL's fourth-best average.

# 27 RAY RICE

(second most in franchise history) and a franchise-record 5 rushing TDs as part of a Ravens' then-franchise-record 548 total yards of offense...Also finished second on the team with 4 receptions for 53 yards before leaving the game in the third quarter with a chest injury

- Led the team with 194 total yards, setting career highs with 10 receptions for 117 yards (first-career 100-yard receiving game) and rushed 10 times for 77 yards, including a career-high 2 rushing TDs in **game 6 at Min. (10/18)**
- Started and carried the ball 11 times for 48 yards, including his first-career NFL TD (9-yard scamper), in the 34-3 victory in **game 3 vs. Cle. (9/27)**...Also had 4 receptions for 27 yards against the Browns
- Totaled 286 yards from scrimmage and a team-high 2 TDs (tying for the team lead with 12 points) in the postseason... Also led the team with 35 rushing attempts for 226 yards (6.5 avg.) and 2 TDs and led the team with 9 receptions for 60 yards in the playoffs
- Started his first-career postseason game and ran for a Ravens' postseason-franchise-record 159 yards and postseason-franchise-record-tying 2 TDs on 22 carries (7.2 avg.), including a career-long and franchise-postseason-record 83-yard TD rush (second longest in NFL postseason history), in the 33-14 victory in the **Wild Card Game at NE (1/10/10)**

**2008: (13/4, 2/0)** Finished third on the team with 107 carries for 454 yards, including a long of 60, despite missing the final three games of the season with a leg injury...Ranked fourth on the team with 33 receptions for 273 yards...Was part of a RB trio (Le'Ron McClain [902 yards] and Willis McGahee [671 yards]) who rushed for 2,027 of the Ravens' 2,376 yards in 2008

- Started and exploded for 176 total yards, carrying the ball 21 times for a then-career-high 154 rushing yards - the most by any RB in the NFL in Week 9, including a then-career-long 60-yard romp, which set up a Matt Stover go-ahead FG in the fourth quarter in **game 8 at Cle. (11/2)**...

Contest marked his first-career 100-yard rushing game... Also pulled in 3 receptions for 22 yards in the 37-27 win over the Browns

**COLLEGE:** Two-time All-America second-team honoree and 2007 Doak Walker Award finalist (nation's top RB)...Entered the NFL Draft after his junior season...In 38 career games for the Scarlet Knights, Rice set all-time school rushing records with 910 attempts for 4,926 yards (5.4 avg.), 49 TDs and a long run of 90 yards...Rice is the first player in program history to rush for over 1,000 yards in three seasons...His string of eight consecutive 100-yard rushing games to close out 2007 set another school record, while his total of 25 100-yard games and six 200-yard rushing performances are also all-time Rutgers records...Rice's 49 TD runs are topped only by Lee Suggs of Virginia Tech (53, 1999-2002) in Big East history...Second-team All-America selection by *The NFL Draft Report*, *The Sporting News*, *Walter Camp Football Foundation*, *Associated Press* and *Sports Illustrated*, adding first-team honors from *Rivals.com* as a junior in 2007...Was a Doak Walker Award finalist, Maxwell Award (country's top player) semi-finalist and first-team All-Big East performer...Set Big East and school records with 2,012 yards on 380 attempts... Also set a Scarlet Knights' record with 24 rushing TDs and finished third nationally with an average of 154.8 ground ypg...Second-team All-America selection by *The NFL Draft Report*, *Walter Camp Foundation*, *Associated Press*, *The Sporting News*, *Sports Illustrated* and *Rivals.com* as a sophomore in 2006...Majored in communications at Rutgers.

**HIGH SCHOOL, PERSONAL:** Attended New Rochelle (NY) HS, where he was named to Madison Square Garden's All-Heisman Team, was a first-team All-State choice and garnered team offensive MVP honors as a senior...In his final prep campaign, he carried 112 times for 1,192 yards (10.6 avg.) and 31 TDs...As a junior, Rice piled up 1,332 yards and 21 scores on the ground...Also played point guard for the basketball team, leading his school to the state finals in 2003-04...Ray and his wife, Janay, have a daughter, Rayven... Full name: Raymell Maurice Rice.

## 2013

### GAME-BY-GAME OFFENSE

RAVENS Date/Opp.	RUSHING					RECEIVING				
	No.	Yds.	Avg.	LG	TD	No.	Yds.	Avg.	LG	TD
9/5 @ Den.	12	36	3.0	12	1	8	35	4.4	10	0
9/15 vs. Cle.	13	36	2.8	14	0	3	9	3.0	7	0
9/22 vs. Hou.	INACTIVE - HIP									
09/29 @ Buf.	5	17	3.4	7	0	0	0	0.0	0	0
10/6 @ Mia.	27	74	2.7	7	2	6	28	4.7	9	0
10/13 vs. GB	14	34	2.4	11	0	3	15	5.0	11	0
10/20 @ Pit.	15	45	3.0	13	0	4	27	6.8	14	0
11/3 @ Cle.	11	17	1.5	5	0	3	21	7.0	18	0
11/10 vs. Cin.	18	30	1.7	5	0	6	26	4.3	13	0
11/17 @ Chi.	25	131	5.2	47	1	3	17	5.7	12	0
11/24 vs. NYJ	16	30	1.9	7	0	1	-3	-3.0	-3	0
11/28 vs. Pit.	12	32	2.7	9	0	6	38	6.3	22	0
12/8 vs. Min.	17	67	3.9	12	0	5	42	8.4	13	0
12/16 @ Det.	12	56	4.7	19	0	1	8	8.0	8	0
12/22 vs. NE	11	40	3.6	8	0	2	23	11.5	13	0
12/29 @ Cin.	6	15	2.5	5	0	7	35	5.0	9	0
<b>Totals</b>	<b>214</b>	<b>660</b>	<b>3.1</b>	<b>47</b>	<b>4</b>	<b>58</b>	<b>321</b>	<b>5.5</b>	<b>22</b>	<b>0</b>





# 27 RAY RICE

## 2012

### GAME-BY-GAME OFFENSE

RAVENS Date/Opp.	RUSHING					RECEIVING				
	No.	Yds.	Avg.	LG	TD	No.	Yds.	Avg.	LG	TD
9/10 vs. Cin.	10	68	6.8	16	2	3	25	8.3	18	0
9/16 @ Phi.	16	99	6.2	43	0	6	53	8.8	37	0
9/23 vs. NE	20	101	5.1	15	1	5	49	9.8	27	0
9/27 vs. Cle.	18	49	2.7	10	0	8	47	5.9	11	0
10/7 @ KC	17	102	6.0	37	0	1	16	16.0	16	0
10/14 vs. Dal.	16	63	3.9	12	2	1	43	43.0	43	0
10/21 @ Hou.	9	42	4.7	17	0	5	12	2.4	7	0
11/4 @ Cle.	25	98	3.9	11	1	2	6	3.0	4	0
11/11 vs. Oak.	13	35	2.7	7t	1	4	33	8.3	17	0
11/18 @ Pit.	20	40	2.0	8	0	5	53	10.6	31	0
11/25 @ SD	22	97	4.4	16	0	8	67	8.4	29	0
12/2 vs. Pit.	12	78	6.5	34t	1	1	5	5.0	5	0
12/9 @ Was.	20	121	6.1	46	1	3	15	5.0	9	0
12/16 vs. Den.	12	38	3.2	11	0	3	3	1.0	5	0
12/23 vs. NYG	24	107	4.5	19	0	6	51	8.5	27t	1
12/30 @ Cin.	3	5	1.7	3	0	0	0	0.0	0	0
<b>Totals</b>	<b>257</b>	<b>1,143</b>	<b>4.4</b>	<b>46</b>	<b>9</b>	<b>61</b>	<b>478</b>	<b>7.8</b>	<b>43</b>	<b>1</b>
<b>Playoffs</b>										
1/6/13 vs. Ind.	15	68	4.5	18	0	1	47	47.0	47	0
1/12/13 @ Den.	30	131	4.4	32	1	0	0	0.0	0	0
1/20/13 @ NE	19	48	2.5	9	1	3	22	7.3	15	0
2/3/13 @ SF	20	59	3.0	12	0	4	19	4.8	7	0
<b>Totals</b>	<b>84</b>	<b>306</b>	<b>3.6</b>	<b>32</b>	<b>2</b>	<b>8</b>	<b>88</b>	<b>11.0</b>	<b>47</b>	<b>0</b>

## 2010

### GAME-BY-GAME

RAVENS Date/Opp.	RUSHING					RECEIVING				
	No.	Yds.	Avg.	LG	TD	No.	Yds.	Avg.	LG	TD
9/13 @ NYJ	21	43	2.0	7	0	2	19	9.5	16	0
9/19 @ Cin.	16	87	5.4	30	0	4	30	7.5	19	0
9/26 vs. Cle.	15	80	5.3	25	0	4	16	4.0	12	0
10/3 @ Pit.	8	20	2.5	6	0	1	9	9.0	9	0
10/10 vs. Den.	27	133	4.9	18	2	4	26	6.5	12	0
10/17 @ NE	28	88	3.1	8	0	8	38	4.8	11	0
10/24 vs. Buf.	16	72	4.5	14	0	1	1	1.0	1	0
11/7 vs. Mia.	22	83	3.8	12	0	7	97	13.9	34	0
11/11 @ Atl.	12	59	4.9	13	0	3	43	14.3	24	0
11/21 @ Car.	19	65	3.4	13	1	6	66	11.0	18	0
11/28 vs. TB	19	82	4.3	16	0	7	47	6.7	11	0
12/5 vs. Pit.	9	32	3.6	12	0	2	18	9.0	13	0
12/13 @ Hou.	19	54	2.8	16	0	8	66	8.3	18	0
12/19 vs. NO	31	153	4.9	50	1	5	80	16.0	32	1
12/26 @ Cle.	25	92	3.7	11	0	1	0	0.0	0	0
1/2/11 vs. Cin.	20	77	3.9	11	1	0	0	0.0	0	0
<b>Totals</b>	<b>307</b>	<b>1,220</b>	<b>4.0</b>	<b>50</b>	<b>5</b>	<b>63</b>	<b>556</b>	<b>8.8</b>	<b>34</b>	<b>1</b>
<b>Playoffs</b>										
1/9/11 @ KC	17	57	3.4	14	0	5	42	8.4	11	1
1/15/11 @ Pit.	12	32	2.7	14t	1	7	32	4.6	8	0
<b>Totals</b>	<b>29</b>	<b>89</b>	<b>3.1</b>	<b>14t</b>	<b>1</b>	<b>12</b>	<b>74</b>	<b>6.2</b>	<b>11</b>	<b>1</b>

## 2008

### GAME-BY-GAME

RAVENS Date/Opp.	RUSHING					RECEIVING				
	No.	Yds.	Avg.	LG	TD	No.	Yds.	Avg.	LG	TD
9/7 vs. Cin.	22	64	2.9	10	0	3	19	6.3	8	0
9/21 vs. Cle.	5	21	4.2	11	0	0	0	0.0	0	0
9/29 @ Pit.	1	0	0.0	0	0	0	0	0.0	0	0
10/5 vs. Ten.	0	0	0.0	0	0	0	0	0.0	0	0
10/12 @ Ind.	6	23	3.8	7	0	7	64	9.1	15	0
10/19 @ Mia.	7	13	1.9	5	0	2	46	23.0	40	0
10/26 vs. Oak.	8	64	8.0	19	0	3	37	12.3	21	0
11/2 @ Cle.	21	154	7.3	60	0	3	22	7.3	8	0
11/9 @ Hou.	7	17	2.4	8	0	2	2	1.0	2	0
11/16 @ NYG	8	19	2.4	5	0	4	18	4.5	11	0
11/23 vs. Phi.	8	7	0.9	9	0	3	42	14.0	22	0
11/30 @ Cin.	11	41	3.7	10	0	4	14	3.5	6	0
12/7 vs. Was.	3	31	10.3	21	0	2	9	4.5	7	0
12/14 vs. Pit.						--	--	--	--	--
12/20 @ Dal.						--	--	--	--	--
12/28 vs. Jax.						--	--	--	--	--
<b>Totals</b>	<b>107</b>	<b>454</b>	<b>4.2</b>	<b>60</b>	<b>0</b>	<b>33</b>	<b>273</b>	<b>8.3</b>	<b>40</b>	<b>0</b>
<b>Playoffs</b>										
1/4/09 @ Mia.						--	--	--	--	--
1/10/09 @ Ten.	0	0	0.0	0	0	0	0	0.0	0	0
1/18/09 @ Pit.	1	2	2.0	2	0	3	43	14.3	22	0
<b>Totals</b>	<b>1</b>	<b>2</b>	<b>2.0</b>	<b>2</b>	<b>0</b>	<b>3</b>	<b>43</b>	<b>14.3</b>	<b>22</b>	<b>0</b>

## 2011

### GAME-BY-GAME

RAVENS Date/Opp.	RUSHING					RECEIVING				
	No.	Yds.	Avg.	LG	TD	No.	Yds.	Avg.	LG	TD
9/11 vs. Pit.	19	107	5.6	36	1	4	42	10.5	25	1
9/18 @ Ten.	13	43	3.3	11	0	5	53	10.6	31t	1
9/25 @ STL	9	81	9.0	53	0	5	83	16.6	22	0
10/2 vs. NYJ	25	66	2.6	10	1	2	64	32.0	52	0
10/16 vs. Hou.	23	101	4.4	27	0	5	60	12.0	18	0
10/24 @ Jax.	8	28	3.5	12	0	5	35	7.0	11	0
10/30 vs. Ari.	18	63	3.5	12	3	7	36	5.1	9	0
11/6 @ Pit.	18	43	2.4	10	1	5	43	8.6	14	0
11/13 @ Sea.	5	27	5.4	11	0	8	54	6.8	13	0
11/20 vs. Cin.	20	104	5.2	59	2	5	43	8.6	17	0
11/24 vs. SF	21	59	2.8	10	0	3	24	8.0	17	0
12/4 @ Cle.	29	204	7.0	67	1	2	10	5.0	8	0
12/11 vs. Ind.	26	103	4.0	19	1	6	46	7.7	18	0
12/18 @ SD	10	57	5.7	22	0	9	55	6.1	24	0
12/24 vs. Cle.	23	87	3.8	11	0	3	48	16.0	42t	1
1/1/12 @ Cin.	24	191	8.0	70t	2	2	8	4.0	5	0
<b>Totals</b>	<b>291</b>	<b>1,364</b>	<b>4.7</b>	<b>70t</b>	<b>12</b>	<b>76</b>	<b>704</b>	<b>9.3</b>	<b>52</b>	<b>3</b>
<b>Playoffs</b>										
1/15/12 vs. Hou.	21	60	2.9	9	0	4	20	5.0	20	0
1/22/12 @ NE	21	67	3.2	12	0	1	11	11.0	11	0
<b>Totals</b>	<b>42</b>	<b>127</b>	<b>3.0</b>	<b>12</b>	<b>0</b>	<b>5</b>	<b>31</b>	<b>6.2</b>	<b>20</b>	<b>0</b>

## 2009

### GAME-BY-GAME

RAVENS Date/Opp.	RUSHING					RECEIVING				
	No.	Yds.	Avg.	LG	TD	No.	Yds.	Avg.	LG	TD
9/13 vs. KC	19	108	5.7	22	0	2	12	6.0	10	0
9/20 @ SD	8	36	4.5	9	0	5	46	9.2	21	0
9/27 vs. Cle.	11	48	4.4	9t	1	4	27	6.8	15	0
10/4 @ NE	11	103	9.4	50	0	5	49	9.8	15	0
10/11 vs. Cin.	14	69	4.9	21	0	7	74	10.6	48t	1
10/18 @ Min.	10	77	7.7	33t	2	10	117	11.7	63	0
11/1 vs. Den.	23	84	3.7	17	1	5	24	4.8	10	0
11/8 @ Cin.	12	48	4.0	10	1	8	87	10.9	35	0
11/16 @ Cle.	20	89	4.5	19	1	3	15	5.0	7	0
11/22 vs. Ind.	20	71	3.6	14	0	7	64	9.1	22	0
11/29 vs. Pit.	19	88	4.6	19	0	5	67	13.4	44	0
12/7 @ GB	14	54	3.9	21	0	3	17	5.7	7	0
12/13 vs. Det.	13	166	12.8	59t	1	4	53	13.3	30	0
12/20 vs. Chi.	16	87	5.4	28	0	5	17	3.4	10	0
12/27 @ Pit.	30	141	4.7	16	0	1	14	14.0	14	0
1/3/10 @ Oak.	14	70	5.0	27	0	4	19	4.8	9	0
<b>Totals</b>	<b>254</b>	<b>1,339</b>	<b>5.3</b>	<b>59t</b>	<b>7</b>	<b>78</b>	<b>702</b>	<b>9.0</b>	<b>63</b>	<b>1</b>
<b>Playoffs</b>										
1/10/10 @ NE	22	159	7.2	83t	2	0	0	0.0	0	0
1/16/10 @ Ind.	13	67	5.2	20	0	9	60	6.7	26	0
<b>Totals</b>	<b>35</b>	<b>226</b>	<b>6.5</b>	<b>83t</b>	<b>2</b>	<b>9</b>	<b>60</b>	<b>6.7</b>	<b>26</b>	<b>0</b>



# 27 RAY RICE

**COMMUNITY:** The Ray Rice Charitable Fund was established to streamline his community outreach in Baltimore and Ray's hometown of New Rochelle, NY...Focuses on supporting programs that promote academic achievement and providing opportunities that encourage physical activity... Annually hosts a football camp for 600-plus youth in New Rochelle every June...Has hosted several football camp in May at Calvert Hall College in Towson to teach children fundamentals of football that are often overlooked by other camps and training regimens...Works with children with developmental and physical disabilities, heavily influenced by his mother, Janet, who teaches children with special needs...Continues to remain involved in promoting PLAY 60 and Fuel up to PLAY 60, the NFL movements for an active generation that eats right, and participated in Fuel up to PLAY 60 events at Davidsonville Elementary, Meade Middle School, Old Middle School, Hilton Elementary School and at the Nutrition and Physical Activity Learning Summit in Arlington, VA...In Nov. 2013, joined the Mid-Atlantic Dairy Association for an assembly at Hilltop Elementary School to speak to children about the importance of eating breakfast in the morning and it's positive effects on their education and daily physical activities...In Dec. 2012, visited Stoneleigh

Elementary School, winner of the NFL Super School title in the Baltimore area, and spoke to students about the importance of eating right and staying active...Has developed a strong relationship with the Helping Up Mission, annually working with the men's homeless shelter to provide winter coats, holiday dinners and resources to homeless men in need... Helped to provide nearly 600 people with food, clothing and toiletries...Served lunch to hundreds at Our Daily Bread soup kitchen for the Thanksgiving holiday...Advocate for anti-bullying and participated in two forums called "A Ray of Hope" that encouraged youth to stop bullying one another... Conducted a third anti-bullying forum at Bel Air High School, MD...In Nov. 2013, hosted Ray Rice "Links of Kindness" event as part of his pro-kindness, anti-bullying campaign at Towson University...Attended the NFL Youth Football Camp in Puerto Rico with other NFL athletes...Support for his teammates' and the organization's community efforts by attending Torrey Smith's All-Star Basketball Game (VA), Lardarius Webb's Charity Bowling Classic and Annual Charity Softball Game, Vonta Leach's Celebrity Billiards Tournament benefitting breast cancer research, James Ihedigbo's Hope Africa Foundation Fundraiser, the Ravens Holiday Helpers event and ACT Auction Party.

## REGULAR SEASON

Year	Team	GP	GS	RUSHING					RECEIVING				
				No.	Yards	Avg.	LG	TD	No.	Yards	Avg.	LG	TD
2008	Baltimore	13	4	107	454	4.2	60	0	33	273	8.3	40	0
2009	Baltimore	16	15	*254	*1,339	5.3	59t	7	*78	702	9.0	63	1
2010	Baltimore	16	14	*307	*1,220	4.0	50	*5	63	556	8.8	34	1
2011	Baltimore	16	16	*291	*1,364	4.7	70t	*12	*76	704	9.3	52	3
2012	Baltimore	16	16	*257	*1,143	4.4	46	*9	61	478	7.8	43	1
2013	Baltimore	15	15	*214	*660	3.1	47	*4	58	321	5.5	22	0
<b>Totals</b>		<b>92</b>	<b>80</b>	<b>1,430</b>	<b>6,180</b>	<b>4.3</b>	<b>70t</b>	<b>37</b>	<b>369</b>	<b>3,034</b>	<b>8.2</b>	<b>63</b>	<b>6</b>

\*LED TEAM

## CAREER SINGLE-GAME HIGHS (REGULAR SEASON)

RUSHING	RECEIVING
<b>Carries:</b> 31 (12/19/10 vs. NO)	<b>Receptions:</b> 10 (10/18/09 at Min.)
<b>Yardage:</b> 204 (12/4/11 at Cle.)	<b>Yardage:</b> 117 (10/18/09 at Min.)
<b>Long Gain:</b> 70t (1/1/12 at Cin.)	<b>Long Gain:</b> 63 (10/18/09 at Min.)
<b>Touchdowns:</b> 3 (10/30/11 vs. Ari.)	<b>Touchdowns:</b> 16 times (last: 12/23/12 vs. NYG)

**100-yard Rushing Games:** 18 (last: 131 yard, 11/17/13 at Chi.)

**100-yard Receiving Games:** 1 (117 yards, 10/18/09 at Min.)

**Additional Statistics:** Rice returned 7 KO's for 161 yards, for a 23.0 avg., with a long of 30 as a rookie in 2008...Also has 2 passing attempts with 1 completion (a 1-yard TD to TE Ed Dickson - 11/13/11 at Sea.)

## POSTSEASON

Year	Team	GP	GS	RUSHING					RECEIVING				
				No.	Yards	Avg.	LG	TD	No.	Yards	Avg.	LG	TD
2008	Baltimore	2	0	1	2	2.0	2	0	3	43	14.3	22	0
2009	Baltimore	2	2	35	226	6.5	83t	2	9	60	6.7	26	0
2010	Baltimore	2	2	29	89	3.1	14t	1	12	74	6.2	11	1
2011	Baltimore	2	2	42	127	3.0	12	0	5	31	6.2	20	0
2012	Baltimore	4	4	84	306	3.6	32	2	8	88	11.0	47	0
<b>Totals</b>		<b>12</b>	<b>10</b>	<b>191</b>	<b>750</b>	<b>3.9</b>	<b>83t</b>	<b>5</b>	<b>37</b>	<b>296</b>	<b>8.0</b>	<b>47</b>	<b>1</b>



BALTIMORE  
RAVENS

38

**AARON ROSS**  
CORNERBACK | 6-0 | 190

COLLEGE: Texas HS: John Tyler (Tyler, TX)  
BORN: 9/15/82, San Antonio, TX  
EXP. (NFL/RAVENS): 8/1 GP/GS (PLAYOFFS): 83/52 (9/8)

## TRANSACTIONS

Aaron Ross signed with the Ravens (one-year contract) on 6/20/14...Placed on Injured Reserve (back) on 10/5/13...Re-signed by the Giants on 3/14/13...Released by the Jaguars on 3/8/13...Signed by Jacksonville on 3/20/12...Originally selected by the Giants in the first round (20th overall) of the 2007 NFL Draft.

## CAREER

- Earned two Super Bowl rings with the New York Giants (2007 & 2011)
- Enters 2014 with 258 tackles (204 solo), 42 PD, 2.5 sacks (-16 yards) and 11 INTs - two of which he returned for TDs
- Recorded career highs in tackles (65) and PD (12 - tied from 2011) while with Jacksonville in 2012
- Posted a career-high 4 INTs while with the Giants in 2011
- Played in all 16 regular season games (15 starts) and started all 4 postseason contests for the NY Giants Super Bowl XLVI championship team in 2011



**2013: (with NY Giants – 4/2)** Recorded 7 tackles (6 solo), 6 PD and 1 INT before being placed on Injured Reserve (back) on 10/5

- Started and had 3 solo tackles and 2 PD in **game 4 at KC (9/29)**, before injuring his back in the contest and eventually being placed on Injured Reserve
- Started and posted 3 tackles (2 solo), 2 PD and 1 INT (returned 9 yards) in **game 3 at Car. (9/22)**

**2012: (with Jacksonville – 14/9)** Posted 46 tackles, including 37 solo stops and registered 3 PD in his lone season with the Jaguars

- Produced a season-high 7 tackles (6 solo) in **game 10 vs. Det. (11/4)**
- Registered 6 tackles (4 solo) in the **season opener at Min. (9/9)**

**2011: (with NY Giants – 16/15, 4/4)** Recorded career highs in tackles (60), solo stops (46 - tied from 2008), INTs (4) and PD (12)...Tied a career high with 3 PD in two different contests

- Posted 5 solo tackles, 2 PD and 1 INT in **game 10 vs. Phi. (11/20)**
- Recorded 5 tackles (4 solo) and tied career highs with 3 PD and 2 INTs in **game 3 at Phi. (9/25)**
- Started all four postseason games and produced 12 tackles (11 solo) and 3 PD, helping the Giants to the Super Bowl XLVI victory

**2010: (with NY Giants – 15/1)** Tallied 36 tackles (25 solo), 1 sack (-7 yards) and 4 PD

- Tied a career high with 8 tackles, including 5 solo, in the **season finale at Was. (1/2/11)**
- Posted 3 solo tackles and 1 sack (-7 yards) in **game 3 vs. Chi. (10/3)**

**2009: (with NY Giants – 4/1)** Recorded 15 tackles (9 solo) in a season that he missed all four preseason games and 12 regular season contests due to a hamstring injury suffered in training camp

- Registered 3 solo tackles in **game 12 vs. Dal. (12/6)**
- Posted 4 tackles, including 3 solo, in his first action of the season in **game 10 vs. Atl (11/22)**

**2008: (with NY Giants – 15/15, 1/1)** Posted 52 tackles, including a career-high 46 solo, 8 PD and 3 INTs, one of which he returned for a TD...Was inactive in the season finale (concussion)

- Recorded 6 solo tackles, 2 PD and tied a career high with 2 INTs, one of which he returned 50 yards for a TD, in **game 10 vs. Bal. (11/16)**
- Posted career highs in tackles (8) and solo stops (7), and had 1 PD in the **season opener vs. Was. (9/4)**

**2007: (with NY Giants – 15/9, 4/3)** Finished his rookie season with 42 tackles (35 solo), 1.5 sacks, 9 PD and 3 INTs

- Established career highs in tackles (8) and solo stops (6) in **game 7 vs. SF (10/21)**
- Recorded 2 solo tackles and posted career highs in PD (3) and INTs (2), one of which he returned for 43 yards for his first-career TD, in **game 5 vs. NYJ (10/7)**
- Played in all four postseason contests (three starts) and recorded 12 tackles (9 solo) and 1 PD...Tallied 2 tackles in the Giants' SB XLII victory over the Patriots

**COLLEGE:** Saw action in 51 games, including 15 starts at Texas, registering 205 tackles (145 solo) with a 1-yard sack, 5 TFL and a QB pressure...Also registered 3 FFs and 2 FR, returning 1 for a TD, 33 PD, 10 INTs (returned for 111 yards) and returned 76 punts for 893 yards (11.8 avg.) and 3 TDs... Added 53 yards on a pair of KORs...Finished his career ranked sixth on the Longhorns' career record chart with 76 PRs, fifth in PR yards (893) while his 11.8 PR yards per punt average ranked fourth in Texas history...Majored in education.



# 38 AARON ROSS

**HIGH SCHOOL, PERSONAL:** Prepped at John Tyler (Tyler, TX) HS, where he played CB, WR and RB in his three-year career for the Lions...Selected second-team Class 5A All-State after posting 6 INTs, 3 FRs, 3 blocked kicks and allowed just 1 TD reception at CB as a senior...Returned

a fumble and a blocked punt for a score in 2000, adding 350 rushing yards (on 46 carries) and 5 TDs...Also caught 5 passes for 200 yards and 2 TDs...Lettered four times as a sprinter in track and field and twice in basketball...Married to Olympic gold medal sprinter Sanya Richards Ross.

## 2013

### GAME-BY-GAME DEFENSE

#### GIANTS

Date/Opp.	TT	Solo	Asst.	Sacks	INT	PD	FF	FR
9/8 @ Dal.	1	1	0	0-0	0-0	2	0	0
9/15 vs. Den.	0	0	0	0-0	0-0	0	0	0
9/22 @ Car.	3	2	1	0-0	1-9	2	0	0
9/29 @ KC	3	3	0	0-0	0-0	2	0	0
10/6 vs. Phi.				INJURED RESERVE - BACK				
10/10 @ Chi.				INJURED RESERVE - BACK				
10/21 vs. Min.				INJURED RESERVE - BACK				
10/27 @ Phi.				INJURED RESERVE - BACK				
11/10 vs. Oak.				INJURED RESERVE - BACK				
11/17 @ GB				INJURED RESERVE - BACK				
11/24 vs. Dal.				INJURED RESERVE - BACK				
12/1 @ Was.				INJURED RESERVE - BACK				
12/8 @ SD				INJURED RESERVE - BACK				
12/15 vs. Sea.				INJURED RESERVE - BACK				
12/22 @ Det.				INJURED RESERVE - BACK				
12/29 vs. Was.				INJURED RESERVE - BACK				
<b>Totals</b>	<b>7</b>	<b>6</b>	<b>1</b>	<b>0-0</b>	<b>1-9</b>	<b>6</b>	<b>0</b>	<b>0</b>

## 2011

### GAME-BY-GAME DEFENSE

#### GIANTS

Date/Opp.	TT	Solo	Asst.	Sacks	INT	PD	FF	FR
9/11 @ Was.	3	2	1	0-0	0-0	0	0	0
9/19 vs. STL	3	2	1	0-0	0-0	3	0	0
9/25 @ Phi.	5	4	1	0-0	2-19	3	0	0
10/2 @ Ari.	3	3	0	0-0	0-0	0	0	0
10/9 vs. Sea.	5	3	2	0-0	1-0	1	0	0
10/16 vs. Buf.	2	2	0	0-0	0-0	1	0	0
10/30 vs. Mia.	3	3	0	0-0	0-0	0	0	0
11/6 @ NE	3	2	1	0-0	0-0	0	0	0
11/13 @ SF	3	3	0	0-0	0-0	0	0	0
11/20 vs. Phi.	5	5	0	0-0	1-0	2	0	0
11/28 @ NO	5	2	3	0-0	0-0	1	0	0
12/4 vs. GB	5	4	1	0-0	0-0	0	0	0
12/11 @ Dal.	3	3	0	0-0	0-0	0	0	0
12/18 at Was.	3	2	1	0-0	0-0	0	0	0
12/24 @ NYJ	4	4	0	0-0	0-0	1	0	0
1/1/12 vs. Dal.	5	2	3	0-0	0-0	0	0	0
<b>Totals</b>	<b>60</b>	<b>46</b>	<b>14</b>	<b>0-0</b>	<b>4-19</b>	<b>12</b>	<b>0</b>	<b>0</b>

#### Playoffs

1/8/12 vs. Atl.	5	5	0	0-0	0-0	0	0	0
1/15/12 @ GB	1	1	0	0-0	0-0	2	0	0
1/22/12 @ SF	3	3	0	0-0	0-0	1	0	0
2/5/12 @ NE	3	2	1	0-0	0-0	0	0	0
<b>Totals</b>	<b>12</b>	<b>11</b>	<b>1</b>	<b>0-0</b>	<b>0-0</b>	<b>3</b>	<b>0</b>	<b>0</b>

## 2009

### GAME-BY-GAME DEFENSE

#### GIANTS

Date/Opp.	TT	Solo	Asst.	Sacks	INT	PD	FF	FR
9/13 vs. Was.				INACTIVE				
9/20 @ Dal.				INACTIVE				
9/27 @ TB				INACTIVE				
10/4 @ KC				INACTIVE				
10/11 vs. Oak.				INACTIVE				
10/18 @ NO				INACTIVE				
10/25 vs. Ari.				INACTIVE				
11/1 @ Phi.				INACTIVE				
11/8 vs. SD				INACTIVE				
11/22 vs. Atl.	3	3	0	0-0	0-0	0	0	0
11/26 @ Den.	1	0	1	0-0	0-0	0	0	0
12/6 vs. Dal.	4	3	1	0-0	0-0	0	0	0
12/13 vs. Phi.	7	3	4	0-0	0-0	0	0	0
12/21 @ Was.				INACTIVE				
12/27 vs. Car.				INACTIVE				
1/3/10 @ Min.				INACTIVE				
<b>Totals</b>	<b>15</b>	<b>9</b>	<b>6</b>	<b>0-0</b>	<b>0-0</b>	<b>0</b>	<b>0</b>	<b>0</b>

## 2012

### GAME-BY-GAME DEFENSE

#### JAGUARS

Date/Opp.	TT	Solo	Asst.	Sacks	INT	PD	FF	FR
9/9 @ Min.	6	4	2	0-0	0-0	0	0	0
9/16 vs. Hou.	5	5	0	0-0	0-0	0	0	0
9/23 @ Ind.	3	3	0	0-0	0-0	1	0	0
9/30 vs. Cin.	2	1	1	0-0	0-0	0	0	0
10/7 vs. Chi.	2	2	0	0-0	0-0	0	0	0
10/21 @ Oak.	2	2	0	0-0	0-0	1	0	0
10/28 @ GB	3	2	1	0-0	0-0	0	0	0
11/4 vs. Det.	7	6	1	0-0	0-0	0	0	0
11/8 vs. Ind.	4	4	0	0-0	0-0	1	0	0
11/18 @ Hou.	4	3	1	0-0	0-0	0	0	0
11/25 vs. Ten.	4	2	2	0-0	0-0	0	0	0
12/2 @ Buf.	3	2	1	0-0	0-0	0	0	0
12/9 vs. NYJ				INACTIVE				
12/16 @ Mia.				INACTIVE				
12/23 vs. NE	0	0	0	0-0	0-0	0	0	0
12/30 @ Ten.	1	1	0	0-0	0-0	0	0	0
<b>Totals</b>	<b>46</b>	<b>37</b>	<b>9</b>	<b>0-0</b>	<b>0-0</b>	<b>3</b>	<b>0</b>	<b>0</b>

## 2010

### GAME-BY-GAME DEFENSE

#### GIANTS

Date/Opp.	TT	Solo	Asst.	Sacks	INT	PD	FF	FR
9/12 vs. Car.				INACTIVE				
9/19 @ Ind.	1	1	0	0-0	0-0	0	0	0
9/26 vs. Ten.	3	3	0	0-0	0-0	0	0	0
10/3 vs. Chi.	3	3	0	1-7	0-0	0	0	0
10/10 @ Hou.	2	1	1	0-0	0-0	0	0	0
10/17 vs. Det.	3	2	1	0-0	0-0	1	0	0
10/25 @ Dal.	1	1	0	0-0	0-0	0	0	0
11/7 @ Sea.	1	1	0	0-0	0-0	0	0	0
11/14 vs. Dal.	2	2	0	0-0	0-0	0	0	0
11/21 @ Phi.	0	0	0	0-0	0-0	0	0	0
11/28 vs. Jac.	2	0	2	0-0	0-0	0	0	0
12/5 vs. Was.	2	1	1	0-0	0-0	1	0	0
12/13 @ Min.	4	3	1	0-0	0-0	1	0	0
12/19 vs. Phi.	2	1	1	0-0	0-0	1	0	0
12/26 @ GB	2	1	1	0-0	0-0	0	0	0
1/2/11 @ Was.	8	5	3	0-0	0-0	0	0	0
<b>Totals</b>	<b>36</b>	<b>25</b>	<b>11</b>	<b>1-7</b>	<b>0-0</b>	<b>4</b>	<b>0</b>	<b>0</b>

## 2008

### GAME-BY-GAME DEFENSE

#### GIANTS

Date/Opp.	TT	Solo	Asst.	Sacks	INT	PD	FF	FR
9/4 vs. Was.	8	7	1	0-0	0-0	1	0	0
9/14 @ STL	4	4	0	0-0	0-0	0	0	0
9/21 vs. Cin.	5	5	0	0-0	0-0	0	0	0
10/5 vs. Sea.	6	6	0	0-0	0-0	2	0	0
10/13 @ Cle.	2	2	0	0-0	0-0	0	0	0
10/19 vs. SF	2	2	0	0-0	0-0	0	0	0
10/26 @ Pit.	2	2	0	0-0	0-0	0	0	0
11/2 vs. Dal.	5	3	2	0-0	0-0	0	0	0
11/9 @ Phi.	2	1	1	0-0	0-0	1	0	0
11/16 vs. Bal.	6	6	0	0-0	2-60t	2	0	0
11/23 @ Ari.	4	4	0	0-0	0-0	1	0	0
11/30 @ Was.	3	1	2	0-0	1-(-2)	1	0	0
12/7 vs. Phi.	0	0	0	0-0	0-0	0	0	0
12/14 @ Dal.	3	3	0	0-0	0-0	0	0	0
12/21 vs. Car.	0	0	0	0-0	0-0	0	0	0
12/28 @ Min.				INACTIVE				
<b>Totals</b>	<b>52</b>	<b>46</b>	<b>6</b>	<b>0-0</b>	<b>3-58t</b>	<b>8</b>	<b>0</b>	<b>0</b>

#### Playoffs

1/11/09 vs. Phi.	2	2	0	0-0	0-0	0	0	0
<b>Totals</b>	<b>2</b>	<b>2</b>	<b>0</b>	<b>0-0</b>	<b>0-0</b>	<b>0</b>	<b>0</b>	<b>0</b>

# 38 AARON ROSS

## 2007

### GAME-BY-GAME DEFENSE

#### GIANTS

Date/Opp.	TT	Solo	Asst.	Sacks	INT	PD	FF	FR
9/9 @ Dal.	1	1	0	0-0	0-0	0	0	0
9/16 vs. GB	0	0	0	0-0	0-0	1	0	0
9/23 @ Was.	4	3	1	0-0	0-0	0	0	0
9/30 vs. Phi.	5	5	0	0-0	0-0	2	0	0
10/7 vs. NYJ	2	2	0	0-0	2-43t	3	0	0
10/15 @ Atl.	1	0	1	0.5-3	1-8	1	0	0
10/21 vs. SF	8	6	2	1-6	0-0	0	0	0
10/28 @ Mia.	2	2	0	0-0	0-0	0	0	0
11/11 vs. Dal.	2	2	0	0-0	0-0	1	0	0
11/18 @ Det.	0	0	0	0-0	0-0	0	0	0
11/25 vs. Min.	2	2	0	0-0	0-0	0	0	0
12/2 @ Chi.				INACTIVE				
12/9 @ Phi.	4	2	2	0-0	0-0	0	0	0
12/16 vs. Was.	1	1	0	0-0	0-0	1	0	0
12/23 @ Buf.	4	3	1	0-0	0-0	0	0	0
12/29 vs. NE	6	6	0	0-0	0-0	0	0	0
<b>Totals</b>	<b>42</b>	<b>35</b>	<b>7</b>	<b>1.5-9</b>	<b>3-51t</b>	<b>9</b>	<b>0</b>	<b>0</b>

#### Playoffs

1/6/08 @ TB	4	4	0	0-0	0-0	0	0	0
1/13/08 @ Dal.	5	4	1	0-0	0-0	0	0	0
1/20/08 @ GB	1	0	1	0-0	0-0	1	0	0
2/3/08 @ NE	2	1	1	0-0	0-0	0	0	0
<b>Totals</b>	<b>12</b>	<b>9</b>	<b>3</b>	<b>0-0</b>	<b>0-0</b>	<b>1</b>	<b>0</b>	<b>0</b>



## REGULAR SEASON

Year	Team	GP	GS	TACKLES			SACKS		INTERCEPTIONS					FUMBLES		
				TT	Solo	Asst.	No.	Yards	No.	Yards	LG	TD	PD	FF	FR	Yards
2007	NY Giants	15	9	42	35	7	1.5	9.0	3	51	43t	1	9	0	0	0
2008	NY Giants	15	15	52	46	6	0.0	0.0	3	58	50t	1	8	0	0	0
2009	NY Giants	4	1	15	9	6	0.0	0.0	0	0	0	0	0	0	0	0
2010	NY Giants	15	1	36	25	11	1.0	7.0	0	0	0	0	4	0	0	0
2011	NY Giants	16	15	60	46	14	0.0	0.0	4	19	19	0	12	0	0	0
2012	Jacksonville	14	9	46	37	9	0.0	0.0	0	0	0	0	3	0	0	0
2013	NY Giants	4	2	7	6	1	0.0	0.0	1	9	9	0	6	0	0	0
<b>Totals</b>		<b>83</b>	<b>52</b>	<b>258</b>	<b>204</b>	<b>54</b>	<b>2.5</b>	<b>16.0</b>	<b>11</b>	<b>137</b>	<b>50t</b>	<b>2</b>	<b>42</b>	<b>0</b>	<b>0</b>	<b>0</b>

## CAREER SINGLE-GAME HIGHS (REGULAR SEASON)

<b>Total Tackles:</b> 8 3 times (last: 1/2/11 at Was.)	<b>Solo Tackles:</b> 7 (9/4/08 vs. Was.)
<b>Sacks:</b> 1 2 times (10/3/10 vs. Chi.)	<b>INTs:</b> 2 3 times (last: 9/25/11 at Phi.)
<b>Forced Fumbles:</b> None	<b>Fumble Recoveries:</b> None
<b>Passes Defensed:</b> 3 4 times (last: 9/22/13 at Car.)	

**Additional Statistics:** Has 23 PRs for 152 yards (6 for 37 in 2010, 14 for 99 in 2011 and 3 for 16 in 2012)

## POSTSEASON

Year	Team	GP	GS	TACKLES			SACKS		INTERCEPTIONS					FUMBLES		
				TT	Solo	Asst.	No.	Yards	No.	Yards	LG	TD	PD	FF	FR	Yards
2007	NY Giants	4	3	12	9	3	0.0	0.0	0	0	0	0	1	0	0	0
2008	NY Giants	1	1	1	1	0	0.0	0.0	0	0	0	0	0	0	0	0
2011	NY Giants	4	4	12	11	1	0.0	0.0	0	0	0	0	3	0	0	0
<b>Totals</b>		<b>9</b>	<b>8</b>	<b>25</b>	<b>21</b>	<b>4</b>	<b>0.0</b>	<b>0.0</b>	<b>0</b>	<b>0</b>	<b>0</b>	<b>0</b>	<b>4</b>	<b>0</b>	<b>0</b>	<b>0</b>

## NFL'S WINNINGEST FRANCHISES SINCE 2000

### Regular Season Winning Percentage (2000-13)

Rk.	Team	Win %
1.	New England Patriots	.728
2.	Indianapolis Colts	.665
3.	Pittsburgh Steelers	.641
4.	Green Bay Packers	.623
5.	Philadelphia Eagles	.605
6.	<b>Baltimore Ravens</b>	<b>.598</b>



### Winning Seasons

Rk.	Team	Winning Seasons
1.	New England Patriots	13
2.	Indianapolis Colts	12
3.	Green Bay Packers	11
4.	<b>Baltimore Ravens</b>	<b>10</b>
	Philadelphia Eagles	10
	Pittsburgh Steelers	10





BALTIMORE  
RAVENS

68

A.Q. SHIPLEY  
GUARD/CENTER | 6-1 | 307

COLLEGE: Penn State HS: Moon Area (Moon Township, PA)  
BORN: 5/22/86, Beaver County, PA  
EXP. (NFL/RAVENS): 3/2 GP/GS (PLAYOFFS): 30/14 (1/0)

## TRANSACTIONS

A.Q. Shipley joined the Ravens (trade with the Colts) on 5/9/13...Elevated to the Colts' active roster from their practice squad on 10/1/12...Signed to the Colts' practice squad on 9/11/12...Signed by the Colts to a reserve/future contract on 1/28/12...Waived by the Eagles on 9/2/11...Signed by the Eagles as a free agent on 1/11/10...Waived by the Steelers on 9/5/09...Originally selected by the Steelers in the seventh round (226th overall) of the 2009 NFL Draft.

## CAREER

- Saw action in all 16 games, including a career-high nine starts with the Ravens in 2013
- Started his first-career game (as a member of the Colts) on 10/7/12 vs. Green Bay



**2013: (with Baltimore – 16/9)** Helped QB Joe Flacco set career highs in attempts (614), completions (362) and passing yards (3,912)

- Started at LG and helped protect QB Joe Flacco, allowing time for him to complete 65.4% of his passes (17 of 26) for 273 yards and a TD, including 2 60-plus-yard completions (60-yarder to Torrey Smith and a 66-yard TD pass to Jacoby Jones), in the 19-3 win in **game 11 vs. NYJ (11/24)**
- Started at LG and helped protect Flacco, allowing him to surpass the 20,000-yard career passing mark and helped the Ravens rush for 174 yards and 1 TD, including a season-high 131 (and 1 TD) by RB Ray Rice, in **game 10 at Chi. (11/17)**
- Started at LG for an injured Kelechi Osemele (back) in **game 8 at Cle. (11/3)**
- Saw extensive action at LG for an injured Kelechi Osemele (back) and helped the Ravens total 384 yards, including 133 yards and 2 TDs rushing, in the 26-23 victory in **game 5 at Mia. (10/6)**
- Saw action on special teams in **games 1-7**

**2012: (with Indianapolis – 14/5, 1/0)** Appeared in 14 games, making five starts, helping the Colts to an 11-5 record while the offense posted 5,799 yards (10th most in the league), 357 points and the fourth-most first downs (360) in the NFL

- Started at center and helped block for RB Vick Ballard, who registered a season-high 105 rushing yards in **game 14 at Hou. (12/16)**
- Started at center and helped the Colts log 138 rushing yards, while QB Andrew Luck threw for 227 yards and rushed for 2 TDs in **game 9 at Jax. (11/8)**
- Saw significant time at center (replacing an injured Samson Satele) and was part of an O-line that helped generate 516 total yards, including 419 passing yards, in **game 8 vs. Miami (11/4)**

- Made his first-career start and helped Luck throw for 362 yards and 2 TDs in **game 5 vs. GB (10/7)**
- Saw action in his first-career NFL action in the **season opener at Chi. (9/9)**

**2011: (with Philadelphia – 0/0)** Spent training camp with the Eagles before being waived on 9/2

**2010: (with Philadelphia – PS)** Spent the entire season on the Eagles' practice squad

**2009: (with Pittsburgh – PS)** Spent the entire season on the Steelers' practice squad

**COLLEGE:** Started his final 39-consecutive games at center for the Nittany Lions, including all 13 his senior season when Penn State recorded an 11-2 record and made an appearance in the Rose Bowl...Earned All-America honors as a senior in 2008, while also winning the Rimington Trophy and Big Ten Offensive Lineman of the Year...Moved to C as a sophomore in 2006 and was the only O-lineman to start every contest.

**HIGH SCHOOL, PERSONAL:** Prepped at Moon Area (Moon Township, PA) HS and was a four-year starter who totaled 243 tackles, 41 TFL and 13 sacks as a D-lineman...Was the captain for a team that reached the 2003 Western Pennsylvania District Class AAA semifinals after winning the Parkway Conference championship as a senior, recording 53 tackles, including 13 TFL, 3 sacks, and 2 FFs...Named to the *Pittsburgh Post-Gazette* Fabulous 22, the *Pittsburgh Tribune-Review* Terrific 25 and the *Harrisburg Patriot-News* Platinum 33 following his final prep season...Was also a three-year starter in basketball and a two-year captain of the football and basketball teams...A.Q. married Carmen Jurkowski on June 28, 2014.

**COMMUNITY:** Supported Ravens community efforts by attending A Purple Evening, the annual women's event held at M&T Bank Stadium...In Sept. 2013, joined teammates and local coaches to demonstrate football fundamentals to 150 predominantly Hispanic youth at the annual Ravens' football clinic held in celebration of Hispanic Heritage Month.





BALTIMORE  
RAVENS

94

JOHN SIMON

OUTSIDE LINEBACKER | 6-1 | 252

COLLEGE: Ohio State HS: Cardinal Mooney (Youngstown, OH)

BORN: 10/14/90, Youngstown, OH

EXP. (NFL/RAVENS): 2/2 GP/GS (PLAYOFFS): 7/0 (0/0)

## TRANSACTIONS

John Simon was selected by the Ravens in the fourth round (129th overall) of the 2013 NFL Draft.

## CAREER

- Saw action in seven games, producing 4 special teams tackles as a rookie in 2013
- Played in his first-career NFL game and recorded a solo special teams tackle in the 14-6 victory vs. Cle. (9/15/13)



**2013: (7/0)** Played in seven games on special teams and recorded 4 solo ST tackles as a rookie

- Posted a solo special teams tackle in **game 15 vs. NE (12/22)**
- Saw his first-career action from scrimmage and played on special teams in the 29-26 win in **game 13 vs. Min. (12/8)**
- Posted a solo special teams tackle in the 30-9 victory in **game 3 vs. Hou. (9/22)**
- Played in his first-career NFL game and recorded a solo special teams tackle in the 14-6 victory in **game 2 vs. Cle. (9/15)**

**COLLEGE:** Totaled 154 tackles (81 solo), 20.5 sacks, 10 PD, 3 FRs and 43 TFL, playing in 50 games (including 37-consecutive starts) and was just the eighth two-time (2011-12) team captain in Ohio State history...Finished his career ranked seventh all time at Ohio State in sacks (20.5) and TFL (43)...Named Big Ten Defensive Player of the Year, second-team All-American by the Walter Camp Foundation, third-team All-American by the *Associated Press*, first-team All-Big Ten by the media and coaches and team MVP after leading the Big Ten with a career-high 9 sacks (-73 yards) as a senior in 2012...Added 44 tackles (22 solo), 14.5 TFL (second in the Big Ten) and a career-high 4 PD...Broke his 37-consecutive games started streak when he missed the season finale against Michigan (knee), as the Buckeyes finished with a 12-0 regular season and a No. 3 national ranking...Named Big Ten Player of the Week after tying a school record with 5 TFL (-24 yards), including 2 sacks and a FF against Nebraska...Recorded a career-high 4 sacks (-36 yards - fourth-most yards lost for a game at Ohio State) against Wisconsin...Named third-team All-American by the *Associated Press*, establishing career highs in tackles (53) and TFL (16 - seventh nationally), adding 7 sacks (fifth nationally) and 3 PD as a junior in 2011...Netted

a career-high 10 tackles against Indiana...Named honorable mention Big Ten as he posted 41 tackles (22 solo), 8.5 TFL, 3 sacks and 2 PD while starting all 13 games as a sophomore in 2010...Saw action in 13 games as a true freshman and contributed 16 tackles, 4 TFL, 1.5 sacks and 1 PD, earning the coaches' First Year Defensive Player Award.

**HIGH SCHOOL, PERSONAL:** Prepped at Cardinal Mooney (Youngstown, OH) HS, where he was a two-time All-State honoree, helping the Cardinals to three state title games and a regional semifinals appearance...Was Ohio's Division IV and NE Ohio's Defensive Player of the Year as a senior when he had 148 tackles, 13 TFL, 11 sacks and 3 FFs...Played in the U.S. Army All-American game and was a member of the National Honor Society and a Cardinal Mooney Ambassador...Majored in sports & leisure studies at Ohio State.

**COMMUNITY:** In his rookie season, Simon participated in the Ravens Hometown Huddle TEAM Challenge held at M&T Bank Stadium...Joined teammates and Ravens cheerleaders to complete various tasks alongside students from Curtis Bay Elementary School...The NFL/United Way Hometown Huddle is a league-wide day of service designed to bring awareness and impact to the issue of youth health and fitness...Additionally, in Nov. 2013 joined teammates in support of the NFL's Salute to Service and PLAY 60 campaign efforts for a special youth football clinic held at Aberdeen Proving Ground for 150 children whose parents currently serve in the U.S. Military...In honor of Veteran's Day, joined teammates and Operation Welcome Home at BWI Airport to greet 250 active military members as they reunited with families.

## FIREPOWER AT HOME

Under John Harbaugh (2008-13), the Ravens scored an average of 25.6 points per game at M&T Bank Stadium, ranking as the NFL's ninth-best mark among home teams. Baltimore scored 56 rushing TDs during this span, tying (NYG) for the NFL's fourth most among home teams.

# 94 JOHN SIMON

2013

## GAME-BY-GAME DEFENSE

### RAVENS

Date/Opp.	TT	Solo	Asst.	Sacks	INT	PD	FF	FR
9/5 @ Den.				INACTIVE				
9/15 vs. Cle.				SAW ACTION ON SPECIAL TEAMS				
9/22 vs. Hou.				SAW ACTION ON SPECIAL TEAMS				
9/29 @ Buf.				SAW ACTION ON SPECIAL TEAMS				
10/6 @ Mia.				SAW ACTION ON SPECIAL TEAMS				
10/13 vs. GB				INACTIVE				
10/20 @ Pit.				SAW ACTION ON SPECIAL TEAMS				
11/3 @ Cle.				INACTIVE				
11/10 vs. Cin.				INACTIVE				
11/17 @ Chi.				INACTIVE				
11/24 vs. NYJ				INACTIVE				
11/28 vs. Pit.				INACTIVE				
12/8 vs. Min.	0	0	0	0-0	0-0	0	0	0
12/16 @ Det.				INACTIVE				
12/22 vs. NE				SAW ACTION ON SPECIAL TEAMS				
12/29 @ Cin.				INACTIVE				
<b>Totals</b>	<b>0</b>	<b>0</b>	<b>0</b>	<b>0-0</b>	<b>0-0</b>	<b>0</b>	<b>0</b>	<b>0</b>



## REGULAR SEASON

Year	Team	GP	GS	TACKLES			SACKS		INTERCEPTIONS					FUMBLES				
				TT	Solo	Asst.	No.	Yards	No.	Yards	LG	TD	PD	FF	FR	Yards		
2013	Baltimore	7	0	0	0	0	0.0	0.0	0	0	0	0	0	0	0	0	0	0
<b>Totals</b>		<b>7</b>	<b>0</b>	<b>0</b>	<b>0</b>	<b>0</b>	<b>0.0</b>	<b>0.0</b>	<b>0</b>	<b>0</b>	<b>0</b>	<b>0</b>	<b>0</b>	<b>0</b>	<b>0</b>	<b>0</b>	<b>0</b>	<b>0</b>

SPECIAL TEAMS TACKLES (4): 2013 (4)

## CAREER SINGLE-GAME HIGHS (REGULAR SEASON)

Total Tackles:

None

Sacks:

None

Forced Fumbles:

None

Passes Defensed:

None

Solo Tackles:

None

Interceptions:

None

Fumble Recoveries:

None

## HOME UNDER HARBAUGH

**15.5**

Points per game Baltimore has permitted at home from 2008-13, the NFL's best defensive mark (Pit. is next at 15.9).

**62**

Interceptions by the Ravens at home from 2008-13, tying (SF) for the NFL's second most (GB is first with 72).

**68.0**

Passer rating the Ravens have forced for opposing QBs at M&T Bank Stadium from 2008-13, the NFL's top defensive mark.

**292.1**

Yards per game the Ravens' defense has permitted at home from 2008-13, ranking as the NFL's third-stingiest average during that span (Pit. - 272.4 and NYJ - 291.6).

**1,229-746**

Points Ravens have outscored opponents at home from 2008-13, limiting foes to 15.5 points per game. In their 39 wins during this span, the margin of victory has been 13.3 ppg.



BALTIMORE  
RAVENS

51

**DARYL SMITH**  
LINEBACKER | 6-2 | 250

COLLEGE: Georgia Tech HS: Dougherty (Albany, GA)  
BORN: 3/14/82, Albany, GA  
EXP. (NFL/RAVENS): 11/2 GP/GS (PLAYOFFS): 142/140 (3/3)

## TRANSACTIONS

Daryl Smith re-signed with Baltimore (four-year contract) on 3/14/14...Signed with the Ravens as free agent on 6/5/13... Originally drafted by the Jacksonville Jaguars in the second round (39th overall) of the 2004 NFL Draft.

## CAREER

- Has 1,219 tackles (789 solo) 26.5 sacks (-177.5 yards), 49 PD, 11 FFs, 9 INTs (1 returned for a TD) and 5 FRs
- Led the Ravens with 123 tackles (57 solo), while establishing career highs in sacks (5 for -43.5 yards) and INTs (3) in 2013
- Posted a career-high and Ravens LB franchise-record 19 PD (tying for the NFL's fifth most) in 2013
- Intercepted QB Matt Schaub, returning it 37 yards for a TD for his first-career INT-TD vs. Hou. (9/22/13)
- In 2013, was one of three defenders (LB Lavonte David and LB Karlos Dansby) to post at least 100 tackles, 5 sacks and 3 INTs
- Smith's 1,096 tackles with the Jaguars are a franchise record
- Led the Jaguars in tackles in three seasons (2006, 2009 and 2010)
- Scored his first-career TD on a 77-yard FR return vs. Hou. (10/14/07)
- Recorded a safety vs. Chi. (12/12/04)



**2013: (with Baltimore – 16/16)** Led the Ravens with 123 tackles (57 solo), while establishing career highs in sacks (5 for -43.5 yards) and INTs (3)...Also recorded 2 FFs and posted a career-high and Ravens' LB franchise-record 19 PD

- Crossed the 100-tackle mark for the eighth time in his career (102) after posting 7 tackles and 2 PD in the 29-26 win in **game 13 vs. Min. (12/8)**...Established a single-season franchise-record for LBs with his 17th PD (Ray Lewis had 13 in 2003)
- Led the team with 9 tackles and recorded 1 FF (recovered by the Ravens, leading to a FG five plays later) in **game 7 at Pit. (10/20)**
- Led the team with 6 solo tackles and had 1 PD for a defense that allowed 22 rushing yards (fourth fewest by an opponent in franchise history) in the 26-23 victory in **game 5 at Mia. (10/6)**
- Netted a season-high 12 tackles and had 1 INT and 1 PD in **game 4 at Buf. (9/29)**
- Led the team with 10 tackles (7 solo) and returned an INT 37 yards for his first-career INT-TD for a defense that did not allow a TD for the second-consecutive contest and held the Texans to 25% (3-of-12) on third down in the 30-9 victory in **game 3 vs. Hou. (9/22)**
- Started and led the team with 11 tackles, tied a career high with 1.5 sacks (-14.5 yards) and posted 2 PD for a defense that didn't allow a TD and held the Browns to 27% (4-of-15) on third down in the 14-6 victory in **game 2 vs. Cle. (9/15)**
- Started his first game as a Raven and produced 4 tackles (3 solo) and a team-high 2 PD in **game 1 at Den. (9/5)**

**2012: (with Jacksonville – 2/2)** Recorded 12 tackles (8 solo) after missing the first 14 games of the season with a groin/sports hernia injury (placed on IR - designated for return on 10/25)

- Recorded 5 tackles (3 solo) in the **season finale at Ten. (12/30)**
- Saw action in his first game of the season and posted 7 tackles in **game 15 vs. NE (12/23)** after being activated from Injured Reserve (designated for return) on 12/22
- Was inactive the first six games of the season with a groin/sports hernia injury, before being placed on Injured Reserve (designated for return) on 10/25

**2011: (with Jacksonville – 16/16)** Recorded 166 tackles, including a career-high 125 solo...Also posted 3.5 sacks (-36.5 yards), 2 FFs, 1 INT, 1 PD and a franchise-record 15 TFL

- Contributed 11 tackles (9 solo), 1 sack (-11 yards) and 1 FF (recovered by the Jaguars) in **game 7 vs. Bal. (10/24)**
- Posted 12 tackles (10 solo), 1 sack (-9 yards) and an INT, which he returned for 25 yards, in **game 4 vs. NO (10/2)**
- Tied a season high with 14 tackles, including 7 solo, in **game 3 at Car. (9/25)**

**2010: (with Jacksonville – 16/16)** Led the team with 156 tackles (including a team-leading 109 solo), 3.5 sacks (-27 yards), 4 PD, 1 INT and 1 FF

- Established career highs in total tackles (20) and solo tackles (18), adding 1 sack (-8 yards), in **game 14 at Ind. (12/19)**
- Totaled 13 tackles (10 solo) and 1.5 sacks (-11 yards) in **game 10 vs. Cle. (11/21)**



# 51 DARYL SMITH

**2009: (with Jacksonville – 16/16)** Led the Jaguars with 150 tackles (101 solo), 1.5 sacks, a team-leading 3 FFs, 2 FRs, 1 INT and 4 PD

- Netted a season-high 15 tackles, including 10 solo, in the **season finale at Cle (1/3/10)**
- Posted 8 tackles (6 solo), 1 PD, 1 FF and 1 FR in **game 3 at Hou. (9/27)**

**2008: (with Jacksonville – 14/14)** Netted 130 tackles (89 solo), 2.5 sacks, 4 PD and 1 FF...Missed the final two games of the season due to a groin injury

- Recorded 13 tackles (11 solo), 1.5 sacks (-11 yards) and 1 PD in **game 9 at Det. (11/9)**
- Posted a season-high 16 tackles (8 solo), 1 PD and 1 FF in **game 4 vs. Hou. (9/28)**
- Placed on Injured Reserve (groin) on 12/16 and missed the Jaguars' final two games

**2007: (with Jacksonville – 15/15, 2/2)** Totaled 117 tackles (79 solo), a career-high 8 PD, 2 FRs and 1.5 sacks (-10.5 yards)

- Recorded 10 tackles (8 solo), a sack (-6 yards), 2 PD and 1 FR in **game 13 vs. Car. (12/9)**
- Tied a season high with 12 tackles, including 10 solo, in **game 11 vs. Buf. (11/25)**
- Recorded a team-high 26 tackles, including 18 solo, in two playoff contests

**2006: (with Jacksonville – 16/16)** Contributed a team-leading and career-high 170 tackles (107 solo), 3 sacks (-12 yards), 5 PD, 1 INT and 1 FF

- Tied a season high with 17 tackles (11 solo), 1 sack (-3 yards) and 1 PD in **game 13 vs. Ind. (12/10)**
- Posted a season-high 17 tackles (14 solo), 1 sack (-9 yards) and 1 FF in **game 9 vs. Hou. (11/12)**

**2005: (with Jacksonville – 16/16, 1/1)** Produced 117 tackles (68 solo), a career-high 4 sacks (-12 yards), 1 INT, 1 PD and 1 FF

- Led the team with 18 tackles, including 10 solo, in **game 15 at Hou. (12/24)**
- Posted 10 tackles (5 solo) and 1 sack (-6 yards) in **game 8 vs. Hou. (11/6)**
- Recorded 8 solo tackles and 1 sack (-1 yard) in his first-career postseason game in the **Wild Card Game at NE (1/7/06)**

**2004: (with Jacksonville – 15/13)** Totaled 78 tackles (46 solo), 2 sacks (-12 yards), 3 PD, 1 INT and 1 FR as a rookie...Also contributed 3 special teams stops

- Led the team with 11 tackles (6 solo) and recorded 3 PD (his first-career PD) in **game 16 at Oak. (1/2/05)**
- Contributed 5 tackles (4 solo), 1 sack (-8 yards) and his first-career FR in **game 14 at GB (12/19)**

- Netted 9 tackles (7 solo) and his first-career sack (-4 yards) in **game 13 vs. Chi. (12/12)**

**COLLEGE:** Saw action in 46 games (44 starts) and led Georgia Tech in tackles twice in his four seasons...Finished his career ranked 11th on the school's all-time tackles list with 383 tackles (207 solo), 15 sacks (-72 yards), 48 TFL (-123 yards), 12 PD, 3 FFs, 4 FRs and 3 INTs...Led a defense that ranked 20th overall, including 12th against the run nationally as a senior in 2003...Earned All-ACC honorable mention honors after recording a career-high 129 tackles, including 3 sacks (-14 yards) and 15 TFL (-34 yards), 2 PD and 1 FR...Named to the ACC All-Academic football team as a junior in 2002...Led the Jackets with 99 tackles, 15 TFL (-32 yards), 5 sacks (-22 yards), 5 PD and 1 INT...Recorded 59 tackles, including 7 TFL (-24 yards), 3 sacks (-15 yards) and 2 PD despite missing three-and-a-half games with a dislocated left elbow as a sophomore in 2001...Named first-team Freshman All-America by *Football News* and *The Sporting News* in 2000...Was Georgia Tech's top tackler, posting 96 tackles, 4 sacks (-21 yards), 3 FRs, 3 PD and 2 INTs...Majored in management.

**HIGH SCHOOL, PERSONAL:** Prepped at Dougherty (Albany, GA) HS where he was rated the No. 6 LB in the nation by Tom Lemming...Named to the *Atlanta Journal-Constitution's* Top 75 in Georgia, tabbed to the Consensus Super Southern 75 by *Florida Bluechips Report* and was selected to play in the Georgia-Florida All-Star game...Recorded 103 tackles, 5 sacks, 4 FFs and 2 INTs as a senior...Added 117 tackles and 7 sacks as a junior...Also lettered in baseball...Daryl and his wife, Ramee, have three children, Daryn (5), Caleb (3) and Avery (1).

**COMMUNITY:** Established a program in Jacksonville where in the offseason the LBs would make bi-weekly visits to Wolfson Children's Hospital to visit with patients, sign autographs and distribute gifts...Attended the 2008 Campbell's Chunky Soup 'Click for Cans' donation event held at a local Jacksonville food bank...Participated in the Jacksonville Association of Firefighters charity softball game in 2008 at Jacksonville University...Visited children in the after-school program at the Police Athletic League in 2008...Participated in Children's Miracle Network fundraiser as a celebrity waiter in Jacksonville from 2010-12...During his time in Jacksonville, he actively supported and attended team sponsored events like Operation Blessing, Food Drive, Jaguars Taste of the NFL dinner, HabiJax, Draft Day Fan Fest, Jaguars annual golf tournament and Jaguars Foundations Playbook initiative...Supported "Dance for a Cause" event for former Jaguars head coach Jack Del Rio's Foundation in 2009...Participated in The Salvation Army's Women's Auxillary's event as a celebrity chef in 2011 and '12...During his first season with the Ravens, Smith attended the 10th annual Ravens and Police Athletic League coat distribution to Baltimore homeless men at the Helping Up Mission...Joined teammates in delivering coats and warm weather clothes to residents at the shelter.

# 51 DARYL SMITH

## 2013

### GAME-BY-GAME DEFENSE

#### RAVENS

Date/Opp.	TT	Solo	Asst.	Sacks	INT	PD	FF	FR
9/5 @ Den.	4	3	1	0-0	0-0	2	0	0
9/15 vs. Cle.	11	3	8	1.5-14.5	0-0	2	0	0
9/22 vs. Hou.	10	7	3	0-0	1-37t	1	0	0
9/29 @ Buf.	12	4	8	0-0	1-1	1	0	0
10/6 @ Mia.	6	6	0	0-0	0-0	1	0	0
10/13 vs. GB	10	1	9	0-0	0-0	1	0	0
10/20 @ Pit.	9	4	5	0-0	0-0	0	1	0
11/3 @ Cle.	9	7	2	1-13	0-0	1	0	0
11/10 vs. Cin.	9	3	6	0-0	0-0	2	0	0
11/17 @ Chi.	6	4	2	0-0	0-0	0	1	0
11/24 vs. NYJ	3	2	1	1-7	0-0	3	0	0
11/28 vs. Pit.	6	3	3	0-0	0-0	1	0	0
12/8 vs. Min.	7	1	6	0-0	0-0	2	0	0
12/16 @ Det.	5	2	3	1-5	1-3	1	0	0
12/22 vs. NE	11	4	7	0.5-4	0-0	1	0	0
12/29 @ Cin.	5	3	2	0-0	0-0	0	0	0
<b>Totals</b>	<b>123</b>	<b>57</b>	<b>66</b>	<b>5-43.5</b>	<b>3-41</b>	<b>19</b>	<b>2</b>	<b>0</b>

## 2012

### GAME-BY-GAME DEFENSE

#### JAGUARS

Date/Opp.	TT	Solo	Asst.	Sacks	INT	PD	FF	FR
9/9 @ Min.								
9/16 vs. Hou.								
9/23 @ Ind.								
9/30 vs. Cin.								
10/7 vs. Chi.								
10/21 @ Oak.								
10/28 @ GB								
11/4 vs. Det.								
11/8 vs. Ind.								
11/18 @ Hou.								
11/25 vs. Ten.								
12/2 @ Buf.								
12/9 vs. NYJ								
12/16 @ Mia.								
12/23 vs. NE	7	5	2	0-0	0-0	0	0	0
12/30 @ Ten.	5	3	2	0-0	0-0	0	0	0
<b>Totals</b>	<b>12</b>	<b>8</b>	<b>4</b>	<b>0-0</b>	<b>0-0</b>	<b>0</b>	<b>0</b>	<b>0</b>

## 2011

### GAME-BY-GAME DEFENSE

#### JAGUARS

Date/Opp.	TT	Solo	Asst.	Sacks	INT	PD	FF	FR
9/11 vs. Ten.	5	4	1	0-0	0-0	1	0	0
9/18 @ NYJ	12	6	6	0-0	0-0	0	0	0
9/25 @ Car.	14	7	7	0-0	0-0	0	0	0
10/2 vs. NO	12	10	2	1-9	1-25	0	0	0
10/9 vs. Cin.	14	12	2	0-0	0-0	0	0	0
10/16 @ Pit.	9	7	2	0-0	0-0	0	0	0
10/24 vs. Bal.	11	9	2	1-11	0-0	0	1	0
10/30 @ Hou.	9	8	1	0-0	0-0	0	0	0
11/13 @ Ind.	12	10	2	0.5-5.5	0-0	0	0	0
11/20 @ Cle.	9	9	0	0-0	0-0	0	0	0
11/27 vs. Hou.	8	6	2	0-0	0-0	0	0	0
12/5 vs. SD	9	8	1	0-0	0-0	0	0	0
12/11 vs. TB	11	8	3	1-11	0-0	0	1	0
12/15 @ Atl.	11	7	4	0-0	0-0	0	0	0
12/24 @ Ten.	9	6	3	0-0	0-0	0	0	0
1/1/12 vs. Ind.	11	8	3	0-0	0-0	0	0	0
<b>Totals</b>	<b>166</b>	<b>125</b>	<b>41</b>	<b>3.5-36.5</b>	<b>1-25</b>	<b>1</b>	<b>2</b>	<b>0</b>

## 2010

### GAME-BY-GAME DEFENSE

#### JAGUARS

Date/Opp.	TT	Solo	Asst.	Sacks	INT	PD	FF	FR
9/12 vs. Den.	11	8	3	0-0	1-8	1	1	0
9/19 @ SD	13	11	2	1-8	0-0	0	0	0
9/26 vs. Phi.	8	3	5	0-0	0-0	0	0	0
10/3 vs. Ind.	8	5	3	0-0	0-0	0	0	0
10/10 @ Buf.	8	3	5	0-0	0-0	0	0	0
10/18 vs. Ten.	7	3	4	0-0	0-0	0	0	0
10/24 @ KC	10	7	3	0-0	0-0	0	0	0
10/31 @ Dal.	10	5	5	0-0	0-0	0	0	0
11/14 vs. Hou.	9	7	2	0-0	0-0	0	0	0
11/21 vs. Cle.	13	10	3	1.5-11	0-0	0	0	0
11/28 @ NYG	4	2	2	0-0	0-0	0	0	0
12/5 @ Ten.	7	6	1	0-0	0-0	1	0	0
12/12 vs. Oak.	2	1	1	0-0	0-0	0	0	0
12/19 @ Ind.	20	18	2	1-8	0-0	0	0	0
12/26 vs. Was.	13	9	4	0-0	0-0	1	0	0
1/2/11 @ Hou.	13	11	2	0-0	0-0	1	0	0
<b>Totals</b>	<b>156</b>	<b>109</b>	<b>47</b>	<b>3.5-27</b>	<b>1-8</b>	<b>4</b>	<b>1</b>	<b>0</b>

## 2009

### GAME-BY-GAME DEFENSE

#### JAGUARS

Date/Opp.	TT	Solo	Asst.	Sacks	INT	PD	FF	FR
9/13 @ Ind.	13	8	5	0-0	0-0	0	0	0
9/20 vs. Ari.	11	7	4	0-0	0-0	0	1	0
9/27 @ Hou.	8	6	2	0-0	0-0	1	1	1
10/4 vs. Ten.	12	8	4	0-0	0-0	0	0	0
10/11 @ Sea.	7	4	3	0-0	0-0	0	1	0
10/18 vs. STL	5	3	2	0-0	0-0	1	0	0
11/1 @ Ten.	12	9	3	0-0	0-0	0	0	0
11/8 vs. KC	9	8	1	1.5-8	0-0	0	0	0
11/15 @ NYJ	7	5	2	0-0	0-0	0	0	0
11/22 vs. Buf.	5	4	1	0-0	0-0	1	0	0
11/29 @ SF	11	6	5	0-0	0-0	0	0	0
12/6 vs. Hou.	11	7	4	0-0	0-0	0	0	0
12/13 vs. Mia.	11	7	4	0-0	0-0	1	0	0
12/17 vs. Ind.	1	1	0	0-0	1-10	0	0	0
12/27 @ NE	12	8	4	0-0	0-0	0	0	1
1/3/10 @ Cle.	15	10	5	0-0	0-0	0	0	0
<b>Totals</b>	<b>150</b>	<b>101</b>	<b>49</b>	<b>1.5-8</b>	<b>1-10</b>	<b>4</b>	<b>3</b>	<b>2</b>

## 2008

### GAME-BY-GAME DEFENSE

#### JAGUARS

Date/Opp.	TT	Solo	Asst.	Sacks	INT	PD	FF	FR
9/7 @ Ten.	6	4	2	0-0	0-0	0	0	0
9/14 vs. Buf.	7	3	4	0-0	0-0	0	0	0
9/21 @ Ind.	5	5	0	1-5	0-0	0	0	0
9/28 vs. Hou.	16	8	8	0-0	0-0	1	1	0
10/5 vs. Pit.	11	6	5	0-0	0-0	0	0	0
10/12 @ Den.	9	6	3	0-0	0-0	1	0	0
10/26 vs. Cle.	7	5	2	0-0	0-0	0	0	0
11/2 @ Cin.	7	5	2	0-0	0-0	0	0	0
11/9 @ Det.	13	11	2	1.5-11	0-0	1	0	0
11/16 vs. Ten.	10	6	4	0-0	0-0	1	0	0
11/23 vs. Min.	9	8	1	0-0	0-0	0	0	0
12/1 @ Hou.	6	6	0	0-0	0-0	0	0	0
12/7 @ Chi.	12	9	3	0-0	0-0	0	0	0
12/14 vs. GB	12	7	5	0-0	0-0	0	0	0
12/18 vs. Ind.								
12/28 @ Bal.								
<b>Totals</b>	<b>130</b>	<b>89</b>	<b>41</b>	<b>2.5-16</b>	<b>0-0</b>	<b>4</b>	<b>1</b>	<b>0</b>

# 51 DARYL SMITH

## 2007

### GAME-BY-GAME DEFENSE

#### JAGUARS

Date/Opp.	TT	Solo	Asst.	Sacks	INT	PD	FF	FR
9/9 vs. Ten.	12	7	5	0-0	0-0	0	0	0
9/16 vs. Atl.	8	4	4	0-0	0-0	0	0	0
9/23 @ Den.	5	5	0	0-0	0-0	0	0	0
10/7 @ KC	9	5	4	0-0	0-0	4	0	0
10/14 vs. Hou.	9	4	5	0-0	0-0	0	0	1
10/22 vs. Ind.	10	7	3	0-0	0-0	0	0	0
10/28 @ TB	5	4	1	0-0	0-0	1	0	0
11/4 @ NO	5	4	1	0-0	0-0	0	0	0
11/11 @ Ten.	6	2	4	0-0	0-0	0	0	0
11/18 vs. SD	5	2	3	0-0	0-0	0	0	0
11/25 vs. Buf.	12	10	2	0-0	0-0	0	0	0
12/2 @ Ind.	10	8	2	0.5-4.5	0-0	0	0	0
12/9 vs. Car.	10	8	2	1-6	0-0	2	0	1
12/16 @ Pit.	4	3	1	0-0	0-0	1	0	0
12/23 vs. Oak.	7	6	1	0-0	0-0	0	0	0
12/30 @ Hou.				INACTIVE				
<b>Totals</b>	<b>117</b>	<b>79</b>	<b>38</b>	<b>1.5-10.5</b>	<b>0-0</b>	<b>8</b>	<b>0</b>	<b>2</b>
<b>Playoffs</b>								
1/5/08 @ Pit.	11	7	4	0	0-0	0	0	0
1/12/08 @ NE	15	11	4	0	0-0	0	0	0
<b>Totals</b>	<b>26</b>	<b>18</b>	<b>8</b>	<b>0</b>	<b>0-0</b>	<b>0</b>	<b>0</b>	<b>0</b>

## 2006

### GAME-BY-GAME DEFENSE

#### JAGUARS

Date/Opp.	TT	Solo	Asst.	Sacks	INT	PD	FF	FR
9/10 vs. Dal.	6	5	1	0-0	0-0	0	0	0
9/18 vs. Pit.	9	5	4	0-0	0-0	0	0	0
9/24 @ Ind.	9	7	2	0-0	0-0	0	0	0
10/1 @ Was.	8	6	2	0-0	0-0	0	0	0
10/8 vs. NYJ	7	4	3	0-0	0-0	1	0	0
10/22 @ Hou.	16	10	6	0-0	0-0	1	0	0
10/29 @ Phi.	12	7	5	0-0	0-0	1	0	0
11/5 vs. Ten.	12	6	6	0-0	0-0	0	0	0
11/12 vs. Hou.	17	14	3	1-9	0-0	0	1	0
11/20 vs. NYG	10	6	4	0-0	0-0	1	0	0
11/26 @ Buf.	9	5	4	0-0	0-0	0	0	0
12/3 @ Mia.	11	3	8	0-0	0-0	0	0	0
12/10 vs. Ind.	17	11	6	1-3	0-0	1	0	0
12/17 @ Ten.	5	4	1	0-0	0-0	0	0	0
12/24 vs. NE	10	5	5	0-0	0-0	0	0	0
12/31 @ KC	12	9	3	1-0	1-4	0	0	0
<b>Totals</b>	<b>170</b>	<b>107</b>	<b>63</b>	<b>3-12</b>	<b>1-4</b>	<b>5</b>	<b>1</b>	<b>0</b>

## 2005

### GAME-BY-GAME DEFENSE

#### JAGUARS

Date/Opp.	TT	Solo	Asst.	Sacks	INT	PD	FF	FR
9/11 vs. Sea.	5	4	1	0-0	1-0	1	0	0
9/18 @ Ind.	4	2	2	0-0	0-0	0	0	0
9/25 @ NYJ	6	3	3	0-0	0-0	0	0	0
10/2 vs. Den.	7	6	1	0-0	0-0	0	0	0
10/9 vs. Cin.	9	5	4	1-0	0-0	0	1	0
10/16 @ Pit.	9	3	6	0-0	0-0	0	0	0
10/30 @ STL	8	6	2	0-0	0-0	0	0	0
11/6 vs. Hou.	10	5	5	1-6	0-0	0	0	0
11/13 vs. Bal.	12	4	8	0-0	0-0	0	0	0
11/20 @ Ten.	7	5	2	1-6	0-0	0	0	0
11/27 @ Ari.	5	3	2	0-0	0-0	0	0	0
12/4 @ Cle.	3	3	0	1-0	0-0	0	0	0
12/11 vs. Ind.	7	3	4	0-0	0-0	0	0	0
12/18 vs. SF	4	3	1	0-0	0-0	0	0	0
12/24 @ Hou.	18	10	8	0-0	0-0	0	0	0
1/1/06 vs. Ten.	3	3	0	0-0	0-0	0	0	0
<b>Totals</b>	<b>117</b>	<b>68</b>	<b>49</b>	<b>4-12</b>	<b>1-0</b>	<b>1</b>	<b>1</b>	<b>0</b>
<b>Playoffs</b>								
1/7/06 @ NE	8	8	0	1-1	0-0	0	0	0
<b>Totals</b>	<b>8</b>	<b>8</b>	<b>0</b>	<b>1-1</b>	<b>0-0</b>	<b>0</b>	<b>0</b>	<b>0</b>

## 2004

### GAME-BY-GAME DEFENSE

#### JAGUARS

Date/Opp.	TT	Solo	Asst.	Sacks	INT	PD	FF	FR
9/12 @ Buf.	8	5	3	0-0	0-0	0	0	0
9/19 vs. Den.	9	5	4	0-0	0-0	0	0	0
9/26 @ Ten.	7	1	6	0-0	0-0	0	0	0
10/3 vs. Ind.	1	0	1	0-0	1-0	0	0	0
10/10 @ SD	6	3	3	0-0	0-0	0	0	0
10/17 vs. KC	8	5	3	0-0	0-0	0	0	0
10/24 @ Ind.	2	2	0	0-0	0-0	0	0	0
10/31 @ Hou.	2	1	1	0-0	0-0	0	0	0
11/14 vs. Det.				INACTIVE - KNEE				
11/21 vs. Ten.	3	3	0	0-0	0-0	0	0	0
11/28 @ Min.	2	0	2	0-0	0-0	0	0	0
12/5 vs. Pit.	2	2	0	0-0	0-0	0	0	0
12/12 vs. Chi.	9	7	2	1-4	0-0	0	0	0
12/19 @ GB	5	4	1	1-8	0-0	0	0	1
12/26 vs. Hou.	3	2	1	0-0	0-0	0	0	0
1/2/05 @ Oak.	11	6	5	0-0	0-0	3	0	0
<b>Totals</b>	<b>78</b>	<b>46</b>	<b>32</b>	<b>2-12</b>	<b>1-0</b>	<b>3</b>	<b>0</b>	<b>1</b>

## HOME FAST FACTS

- In the Ravens' 18-year history (1996-2013), Baltimore has hosted 17 games when the temperature was below 40 degrees. Impressively, the Ravens are 15-2 in these contests, winning 15 of the past 16.
- Entering 2014, Baltimore has won 14 of its last 15 home games vs. NFC teams.
- Under John Harbaugh (2008-13), the Ravens are 11-0 in September home games, ranking as the NFL's best such mark from 2008-13. The Ravens have won 14-straight home games in September from 2005-13.
- Under Coach Harbaugh (2008-13), the Ravens are 11-1 in November home games, tying (NO) for the NFL's best such mark since 2008. The Ravens have won nine-straight home games in November.
- Under "Harbs" (2008-13), the Ravens are 14-4 in home games played against AFC North foes.



# 51 DARYL SMITH

## REGULAR SEASON

Year	Team	GP	GS	TACKLES			SACKS		INTERCEPTIONS					FUMBLES			
				TT	Solo	Asst.	No.	Yards	No.	Yards	LG	TD	PD	FF	FR	Yards	
2004	Jacksonville	15	13	78	46	32	2.0	12.0	1	0	0	0	0	3	0	1	0
2005	Jacksonville	16	16	117	68	49	4.0	12.0	1	0	0	0	1	1	0	0	
2006	Jacksonville	16	16	*170	107	63	3.0	12.0	1	4	4	0	5	1	0	0	
2007	Jacksonville	15	15	117	79	38	1.5	10.5	0	0	0	0	8	0	2	82	
2008	Jacksonville	14	14	130	89	41	2.5	16.0	0	0	0	0	4	1	0	0	
2009	Jacksonville	16	16	*150	101	49	1.5	8.0	1	10	10	0	4	*3	2	0	
2010	Jacksonville	16	16	*156	*109	47	3.5	27.0	1	8	8	0	4	*1	0	0	
2011	Jacksonville	16	16	166	125	41	3.5	36.5	1	25	25	0	1	2	0	0	
2012	Jacksonville	2	2	12	8	4	0.0	0.0	0	0	0	0	0	0	0	0	
2013	Baltimore	16	16	*123	57	*66	5.0	43.5	3	41	37t	*1	19	*2	0	0	
<b>Totals</b>		<b>142</b>	<b>140</b>	<b>1,219</b>	<b>789</b>	<b>430</b>	<b>26.5</b>	<b>177.5</b>	<b>9</b>	<b>88</b>	<b>37t</b>	<b>1</b>	<b>49</b>	<b>11</b>	<b>5</b>	<b>82</b>	

\*LED TEAM

SPECIAL TEAMS TACKLES (4): 2004 (3); 2005 (0); 2006 (1)

## CAREER SINGLE-GAME HIGHS (REGULAR SEASON)

**Total Tackles:** 20 (12/19/10 at Ind.)  
**Sacks:** 1.5 4 times (last: 9/15/13 vs. Cle.)  
**Forced Fumbles:** 1 11 times (last: 11/17/13 at Chi.)  
**Passes Defensed:** 4 (10/7/07 at KC)

**Solo Tackles:** 18 (12/19/10 at Ind.)  
**INTs:** 1 9 times (last: 12/16/13 at Det.)  
**Fumble Recoveries:** 1 5 times (last: 12/27/09 at NE)

**Additional Statistics:** Returned an INT 37 yards for a TD vs. Hou. (9/22/13); Registered a safety vs. Chi. (12/12/04); Returned a FR 77 yards for his first-career TD vs. Hou. (10/14/07)

## POSTSEASON

Year	Team	GP	GS	TACKLES			SACKS		INTERCEPTIONS					FUMBLES			
				TT	Solo	Asst.	No.	Yards	No.	Yards	LG	TD	PD	FF	FR	Yards	
2005	Jacksonville	1	1	8	8	0	1.0	1.0	0	0	0	0	0	0	0	0	0
2007	Jacksonville	2	2	26	18	8	0.0	0.0	0	0	0	0	0	0	0	0	0
<b>Totals</b>		<b>3</b>	<b>3</b>	<b>34</b>	<b>26</b>	<b>8</b>	<b>1.0</b>	<b>1.0</b>	<b>0</b>	<b>0</b>	<b>0</b>	<b>0</b>	<b>0</b>	<b>0</b>	<b>0</b>	<b>0</b>	<b>0</b>



BALTIMORE  
RAVENS

22

JIMMY SMITH  
CORNERBACK | 6-2 | 209

COLLEGE: Colorado HS: Colton (CA)

BORN: 7/26/88, Fontana, CA

EXP. (NFL/RAVENS): 4/4 GP/GS (PLAYOFFS): 39/21 (6/1)

## TRANSACTIONS

Jimmy Smith was selected in the first round (27th overall) of the 2011 NFL Draft.

## CAREER

- Has 107 tackles (94 solo), 4 INTs, 2 FFs and 27 PD in three seasons with the Ravens
- Started all 16 games for the first time in his career and established career highs in tackles (58), solo tackles (49), PD (16), FFs (2), while posting a career-high-tying 2 INTs in 2013
- Deflected a career-high 3 PD vs. Cle (9/15/13)
- Had 3 tackles and 2 PD in the 2012 playoffs, including a clutch PD in Super Bowl XLVII's final goal-line stand
- Established a career high with 7 tackles vs. Cle. (12/24/11)
- Secured his first-career INT, which led to a Ravens' TD on the next play, vs. Cin. (11/20/11)
- Recorded his first-career tackle from scrimmage (ended the game with 3 solo) vs. Cin. (11/20/11)



**2013: (16/16)** Started all 16 games for the first time in his career and established career highs in tackles (58), solo tackles (49), PD (16), FFs (2), while posting a career-high-tying 2 INTs

- Posted 2 tackles, 2 PD and had an INT (in the end zone to prevent a TD) in **game 16 at Cin. (12/29)**
- Tied a career high with 7 tackles and posted 2 PD in the 18-16 victory in **game 14 at Det. (12/16)**
- Contributed 5 tackles (4 solo) and 2 PD in the 20-17 overtime win in **game 9 vs. Cin. (11/10)**
- Started and produced 3 tackles, 1 PD and an INT (a leaping grab in the end zone to thwart a Packers' scoring opportunity) in **game 6 vs. GB (10/13)**
- Posted 1 solo tackle for a defense that held the Dolphins to 19% on third down (3-of-16) in the 26-23 victory in **game 5 at Mia. (10/6)**
- Netted 6 solo tackles and 1 PD for a defense that did not allow a TD for the second-consecutive contest and held the Texans to 25% (3-of-12) on third down in the 30-9 victory in **game 3 vs. Hou. (9/22)**
- Recorded 3 solo tackles and led the team with a career-high 3 PD for a defense that didn't allow a TD and held the Browns to 27% (4-of-15) on third down in the 14-6 victory in **game 2 vs. Cle. (9/15)**
- Started and recorded 6 solo tackles, 1 PD and 1 FF in **game 1 at Den. (9/5)**

**2012: (11/2, 4/0)** Recorded 31 tackles and 3 PD from scrimmage and 3 special teams stops...Missed five games due to a sports hernia injury

- Recorded 2 solo tackles for a defense that held the Bengals to 189 total yards in **game 16 at Cin. (12/30)**...Also posted a career-high 2 solo special teams tackles against the Bengals

- Started and tied a career high with 7 tackles in the 25-15 victory in **game 8 at Cle. (11/4)**

- Started and posted 4 solo tackles in **game 7 at Hou. (10/21)**
- Tied a career high with 7 tackles (all solo) and posted a PD in the 31-29 victory in **game 6 vs. Dal. (10/14)**

- Totaled 3 solo tackles and 2 PD for a defense that forced 10 turnovers in four playoff games

- Recorded a solo tackle and tied for the team lead with 2 PD, including one late in the fourth quarter during the Ravens' final goal-line stand, in the 34-31 victory in **Super Bowl XLVII vs. SF (2/3/13)**...The defense held the 49ers to 22% (2-of-9) on third down

**2011: (12/3, 2/1)** Produced 18 tackles (all solo), 8 PD and 2 INTs for the NFL's third-ranked defense (288.9 ypg) despite missing four games due to an ankle injury

- Established a career high with 7 solo tackles and a PD in the 20-14 victory in **game 15 vs. Cle. (12/24)**

- Started his first-career NFL game (Ravens began the game in a nickel package) and netted 1 solo tackle, 1 PD and an INT, which led to a Ravens' FG 6 plays later, in the 24-10 victory in **game 12 at Cle. (12/4)**

- Netted 3 solo tackles, 1 PD and pulled in his first-career INT, which led to a Ravens' TD on the very next play, for a defense that forced 3 turnovers in the 31-24 victory in **game 10 vs. Cin. (11/20)**

# 22 JIMMY SMITH

- Saw action in his first-career game before leaving the contest on the opening kickoff with an ankle injury in the 35-7 victory in the **season opener vs. Pit. (9/11)**
- Totaled 3 tackles, 1 PD and 1 INT for a team that forced 7 turnovers in two playoff games...Also recorded a special teams FR
- Started his first-career postseason game and had 1 tackle, 1 PD and his first-career postseason INT (returned for 39 yards) for a defense that picked off QB Tom Brady twice, not allowing him to throw a TD and holding him to a 57.5 QB rating in the **AFC Championship at NE (1/22/12)**
- Played in his first-career postseason game and posted 2 tackles from scrimmage and a FR on special teams that led to the Ravens' first TD in the 20-13 victory in the **Divisional Playoff vs. Hou. (1/15/12)**

**COLLEGE:** Finished his Colorado career with 183 career tackles, 18 PD and 3 INTs...Allowed just 11 completions in man coverage over his junior and senior seasons (just one of those for a first down)...Saw action in 47 games at Colorado, including starts in his final 27 contests...Earned first-team All-Big 12 honors by coaches, *Phil Steele's College Football* and *collegefootballnews.com*, as well as Honorable Mention All-Big 12 by the *Associated Press* as a senior in 2010 after he finished third on the team with 70 tackles (57 solo), adding 2.5 TFL, 5 PD and 1 FR...Named second-team All-Big 12 by the *Associated Press* as a junior in 2009 after playing in 801 of 805 total snaps from scrimmage, racking up 70 tackles (52 solo), including 3 TFL, 2 INTs, 10 PD and 1 FR...Played 407 snaps, racking up 39 tackles (34 solo), 4 PD, 1 FF and 1 FR while playing in 10 games (three starts) as a sophomore in 2008...Played mostly on special teams, appearing in 13 games as a freshman.

**HIGH SCHOOL, PERSONAL:** Prepped at Colton (CA) HS... Earned first-team All-Southeastern Conference honors at WR and CB, as well as being a first-team All-County choice...Recorded 47 tackles, 15 PD, 2 INTs, 2 FFs and a FR as a senior...Added 53 receptions for 1,123 yards and 14 TDs as a WR...Moved to CB as a junior, netting 57 tackles, 8 PD, 1 INT, 1 FF and 1 FR...Added 30 receptions for 600 yards and 4 TDs in his junior season...As a sophomore, posted 45 tackles and 4 INTs...Also earned seven other letters in basketball and track combined...Smith has four brothers who played college football: Ryan Smalls (Illinois), Terrance Smalls (Illinois), Paul Smith (New Mexico) and Anthony Smalls (Idaho State)...Graduated with a bachelor's degree from Colorado in sociology in 2010.

**COMMUNITY:** Continues to support Ravens' community efforts by attending A Purple Evening, the annual women's event held at M&T Banks Stadium, the Ravens' Spring Football Festival and the Thanksgiving food distribution held at the Helping Up Mission...Supported teammates' community outreach efforts, including the Lardarius Webb Celebrity Softball Game and Charity Bowling Classic, Ray Lewis' annual Thanksgiving Distribution and James Ihedigbo's inaugural Celebrity Cruise and Casino Night... Distributed new bicycles to youth at the Landsdowne Police Athletic League Center (2011)...In Dec. 2013, he personally shopped for and delivered gifts, toys and a Christmas tree, along with decorations, to a deserving Salvation Army family in Baltimore City.

## 2013

### GAME-BY-GAME DEFENSE

#### RAVENS

Date/Opp.	TT	Solo	Asst.	Sacks	INT	PD	FF	FR
9/5 @ Den.	6	6	0	0-0	0-0	1	1	0
9/15 vs. Cle.	3	3	0	0-0	0-0	3	0	0
9/22 vs. Hou.	6	6	0	0-0	0-0	1	0	0
9/29 @ Buf.	4	3	1	0-0	0-0	0	0	0
10/6 @ Mia.	1	1	0	0-0	0-0	0	0	0
10/13 vs. GB	3	2	1	0-0	1-0	1	0	0
10/20 @ Pit.	3	2	1	0-0	0-0	0	0	0
11/3 @ Cle.	4	4	0	0-0	0-0	0	0	0
11/10 vs. Cin.	5	4	1	0-0	0-0	2	0	0
11/17 @ Chi.	4	3	1	0-0	0-0	2	0	0
11/24 vs. NYJ	3	2	1	0-0	0-0	0	0	0
11/28 vs. Pit.	2	2	0	0-0	0-0	1	0	0
12/8 vs. Min.	1	1	0	0-0	0-0	1	1	0
12/16 @ Det.	7	6	1	0-0	0-0	2	0	0
12/22 vs. NE	4	3	1	0-0	0-0	0	0	0
12/29 @ Cin.	2	1	1	0-0	1-0	2	2	0
<b>Totals</b>	<b>58</b>	<b>49</b>	<b>9</b>	<b>0-0</b>	<b>2-0</b>	<b>16</b>	<b>2</b>	<b>0</b>

## 2012

### GAME-BY-GAME DEFENSE

#### RAVENS

Date/Opp.	TT	Solo	Asst.	Sacks	INT	PD	FF	FR
9/10 vs. Cin.	0	0	0	0-0	0-0	0	0	0
9/16 @ Phi.	3	3	0	0-0	0-0	0	0	0
9/23 vs. NE	5	4	1	0-0	0-0	1	0	0
9/27 vs. Cle.	1	1	0	0-0	0-0	1	0	0
10/7 @ KC	0	0	0	0-0	0-0	0	0	0
10/14 vs. Dal.	7	7	0	0-0	0-0	1	0	0
10/21 @ Hou.	4	4	0	0-0	0-0	0	0	0
11/4 @ Cle.	7	4	3	0-0	0-0	0	0	0
11/11 vs. Oak.	DID NOT PLAY - COACH'S DECISION - ABDOMINAL							
11/18 @ Pit.	INACTIVE - ABDOMINAL							
11/25 @ SD	INACTIVE - ABDOMINAL							
12/2 vs. Pit.	INACTIVE - ABDOMINAL							
12/9 @ Was.	INACTIVE - ABDOMINAL							
12/16 vs. Den.	2	2	0	0-0	0-0	0	0	0
12/23 vs. NYG	0	0	0	0-0	0-0	0	0	0
12/30 @ Cin.	2	2	0	0-0	0-0	0	0	0
<b>Totals</b>	<b>31</b>	<b>27</b>	<b>4</b>	<b>0-0</b>	<b>0-0</b>	<b>3</b>	<b>0</b>	<b>0</b>
<b>Playoffs</b>								
1/6/13 vs. Ind.	0	0	0	0-0	0-0	0	0	0
1/12/13 @ Den.	0	0	0	0-0	0-0	0	0	0
1/20/13 @ NE	2	2	0	0-0	0-0	0	0	0
2/3/13 @ SF	1	1	0	0-0	0-0	2	0	0
<b>Totals</b>	<b>3</b>	<b>3</b>	<b>0</b>	<b>0-0</b>	<b>0-0</b>	<b>2</b>	<b>0</b>	<b>0</b>





# 22 JIMMY SMITH

## 2011

### GAME-BY-GAME DEFENSE

#### RAVENS

Date/Opp.	TT	Solo	Asst.	Sacks	INT	PD	FF	FR
9/11 vs. Pit.	0	0	0	0-0	0-0	0	0	0
9/18 @ Ten.				INACTIVE - ANKLE				
9/25 @ STL				INACTIVE - ANKLE				
10/2 vs. NYJ				INACTIVE - ANKLE				
10/16 vs. Hou.				INACTIVE - ANKLE				
10/24 @ Jax.	0	0	0	0-0	0-0	0	0	0
10/30 vs. Ari.	0	0	0	0-0	0-0	1	0	0
11/6 @ Pit.	0	0	0	0-0	0-0	0	0	0
11/13 @ Sea.	0	0	0	0-0	0-0	0	0	0
11/20 vs. Cin.	3	3	0	0-0	1-16	1	0	0
11/24 vs. SF	1	1	0	0-0	0-0	1	0	0
12/4 @ Cle.	1	1	0	0-0	1-32	1	0	0
12/11 vs. Ind.	0	0	0	0-0	0-0	2	0	0
12/18 @ SD	5	5	0	0-0	0-0	1	0	0
12/24 vs. Cle.	7	7	0	0-0	0-0	1	0	0
1/1/12 @ Cin.	1	1	0	0-0	0-0	0	0	0
<b>Totals</b>	<b>18</b>	<b>18</b>	<b>0</b>	<b>0-0</b>	<b>2-48</b>	<b>8</b>	<b>0</b>	<b>0</b>
<b>Playoffs</b>								
1/15/12 vs. Hou.	2	1	1	0-0	0-0	0	0	0
1/22/12 @ NE	1	0	1	0-0	1-39	1	0	0
<b>Totals</b>	<b>3</b>	<b>1</b>	<b>2</b>	<b>0-0</b>	<b>1-39</b>	<b>1</b>	<b>0</b>	<b>0</b>



## REGULAR SEASON

Year	Team	GP	GS	TACKLES			SACKS		INTERCEPTIONS					FUMBLES				
				TT	Solo	Asst.	No.	Yards	No.	Yards	LG	TD	PD	FF	FR	Yards		
2011	Baltimore	12	3	18	18	0	0.0	0.0	2	48	32	0	8	0	0	0	0	0
2012	Baltimore	11	2	31	27	4	0.0	0.0	0	0	0	0	3	0	0	0	0	0
2013	Baltimore	16	16	58	49	9	0.0	0.0	2	0	0	0	16	2	0	0	0	0
<b>Totals</b>		<b>39</b>	<b>21</b>	<b>107</b>	<b>94</b>	<b>13</b>	<b>0.0</b>	<b>0.0</b>	<b>4</b>	<b>48</b>	<b>32</b>	<b>0</b>	<b>27</b>	<b>2</b>	<b>0</b>	<b>0</b>	<b>0</b>	<b>0</b>

SPECIAL TEAMS TACKLES (5): 2011 (2); 2012 (3)

## CAREER SINGLE-GAME HIGHS (REGULAR SEASON)

**Total Tackles:** 7 4 times (last: 12/16/13 at Det.)  
**Solo Tackles:** 7 2 times (last: 10/14/12 vs. Dal.)  
**Sacks:** None  
**INTs:** 1 4 times (last: 12/29/13 at Cin.)  
**Forced Fumbles:** 1 2 times (12/8/13 vs. Min.)  
**Fumble Recoveries:** None  
**Passes Defensed:** 3 (9/15/13 vs. Cle.)

## POSTSEASON

Year	Team	GP	GS	TACKLES			SACKS		INTERCEPTIONS					FUMBLES				
				TT	Solo	Asst.	No.	Yards	No.	Yards	LG	TD	PD	FF	FR	Yards		
2011	Baltimore	2	1	3	1	2	0.0	0.0	1	39	39	0	1	0	0	0	0	0
2012	Baltimore	4	0	3	3	0	0.0	0.0	0	0	0	0	2	0	0	0	0	0
<b>Totals</b>		<b>6</b>	<b>1</b>	<b>6</b>	<b>4</b>	<b>2</b>	<b>0.0</b>	<b>0.0</b>	<b>1</b>	<b>39</b>	<b>39</b>	<b>0</b>	<b>3</b>	<b>0</b>	<b>0</b>	<b>0</b>	<b>0</b>	<b>0</b>

## 2013 TOP DEFENSIVE NUMBERS

**14.7**

Success rate (percentage) by Ravens opponents in third-and-long situations, ranking as the NFL's eighth-best mark.

**50.0**

Opponent success percentage on third-/fourth-and-1 situations, tying (NE) for the NFL's second-best defensive mark.

**54**

Three-and-out drives the Ravens' defense forced, ranking as the NFL's second most in 2013.

**60.0**

Success percentage by Ravens opponents in goal-to-go situations (12 TDs allowed on 20 drives), ranking as the NFL's sixth-best defensive mark.



BALTIMORE  
**RAVENS**

**89**

**STEVE SMITH, SR.**  
WIDE RECEIVER | 5-9 | 195

COLLEGE: Utah HS: Los Angeles (CA) University  
BORN: 5/12/79, Los Angeles, CA  
EXP. (NFL/RAVENS): 14/1 GP/GS (PLAYOFFS): 182/161 (9/9)

## TRANSACTIONS

Steve Smith, Sr. signed with the Ravens (three-year contract) on 3/14/14...Released by Carolina on 3/13/14...Signed to a contract extension by Carolina on 4/10/12...Placed on injured reserve (arm) by Carolina on 1/1/10...Signed to a contract extension by Carolina on 5/8/07...Placed on injured reserve (leg) on 10/27/04...Signed by Panthers to a contract extension on 3/1/04...Was originally selected by Carolina in the third round (74th overall) of the 2001 NFL Draft on 4/21/01.

## HONORS

- Five-time Pro Bowler (2001, 2005, 2006, 2008 and 2011)
- Two-time first-team All-Pro (2001, 2005)
- Second-team All-Pro (2008)
- Ed Block Courage Award (2005)
- *Associated Press* Comeback Player of the Year (2005)
- NFL Alumni Wide Receiver of the Year (2005)
- PFWA NFL Comeback Player of the Year (2005)
- NFC Offensive Player of the Month (Oct., 2005)
- NFC Special Teams Player of the Week (Week 14, 2002)



## CAREER

- Is the Carolina Panthers' all-time leader in receptions (836), receiving yards (12,197) and receiving TDs (67)
- Smith's 75 total TDs (67 receiving, 6 return, 2 rush) are also a Carolina franchise record
- Led the NFL with career highs in receptions (103), receiving yards (1,563) and receiving TDs (12) in 2005
- Enters 2014 having made a catch in 106-consecutive games
- One of two players (Tim Brown) in NFL history to record at least 800 receptions and score a receiving TD, rushing TD, PR-TD and KOR-TD



**2013: (with Carolina – 15/15, 1/1)** Finished second on the team with 64 catches for 745 yards and 4 TDs...Became the 29th player in NFL history to produce 800 career receptions and the 22nd to compile 12,000 career receiving yards...Extended his Carolina team-record consecutive games with a catch streak to 106...Missed the final game of the regular season due to an ankle injury suffered in Week 15

- Reached 12,000 career receiving yards as part of a 5-reception, 69-yard day in **game 11 at Mia. (11/24)**
- Notched his 800th-career reception on a 19-yard TD, part of a 5-reception (69 yards) day in **game 6 vs. STL (10/20)**
- Started and posted 4 catches for 74 yards and 1 TD in the **NFC Divisional Playoff vs. SF (1/12/14)**...Smith's 31-yard TD reception in the second quarter represented the 75th TD catch of his career in the regular or postseason, making him the 16th player in NFL history with at least 10 postseason TDs

**2012: (with Carolina – 16/16)** Led the Panthers with 73 receptions and 1,174 yards and became the 27th player in NFL history to amass 11,000 career receiving yards...Attained 1,000 yards receiving for the seventh time in his career and the second-consecutive season...Compiled at least 100 yards receiving in five games

- Recorded a season-high-tying 7 receptions for 109 yards in **game 13 vs. Atl. (12/9)**
- Pulled in 5 receptions for a season-high 120 yards and 1 TD in **game 12 at KC (12/2)**
- Netted 3 receptions for 104 yards (34.7 avg.) in **game 2 vs. NO (9/16)**
- Recorded 7 receptions for 106 yards in the **season opener at TB (9/9)**

# 89 STEVE SMITH, SR.

**2011: (with Carolina – 16/16)** Earned his fifth Pro Bowl nod after becoming the Panthers' all-time leader in catches and receiving yards and the 35th player in NFL history to accumulate 10,000 career receiving yards...Led the Panthers with 79 receptions for 1,394 yards and 7 TDs...Season average of 17.6 yards per catch ranks as the second-highest in Panthers team history, behind his record of 18.2 average in 2008...Reached 1,000-yard receiving plateau for the sixth time in his career, while generating six 100-yard receiving games

- Netted a team-high 6 catches for 86 yards with a 12-yard TD to become the Panthers' all-time leader with 699 receptions (Muhsin Muhammad - 696 from 1996-2004 and 2008-09) in the **season finale at NO (1/1/12)**
- Produced 125 yards on a team-high 6 catches to become the 35th player in NFL history to total 10,000 receiving yards, finishing the game with 10,101 in **game 13 vs. Atl. (12/11)**
- Posted a season-high-tying 8 receptions for a season-high 181 yards, including a long of 53, in **game 4 at Chi. (10/2)**...With his performance against the Bears, Smith became the Panthers' all-time leading receiver with 9,414 yards (passing the 9,255 yards by Muhsin Muhammad)
- Recorded a season-high 8 receptions for 178 yards and 2 TDs in the **season opener at Ari. (9/11)**
- Started at WR and led the NFC with 118 receiving yards (including a 55-yard TD reception from former teammate Cam Newton) on 5 catches in the **Pro Bowl (1/29/12)**

**2010: (with Carolina – 14/14)** Led the Panthers in receptions and receiving yards for the sixth-consecutive season with 46 catches for 554 yards and 2 TDs...Marked his seventh season overall as team leader in receptions and eighth as team leader in receiving yards...Also returned 6 punts for 47 yards

- Pulled in 3 receptions for 66 yards, including a 37-yard TD, which tied the team record for the most consecutive games with a touchdown reception (5) in **game 2 vs. TB (9/19)**

- Posted 5 receptions for 75 yards, including a 19-yard TD catch to become the Panthers' all-time leader with 51 receiving scores (breaking a tie with Muhsin Muhammad - 50 receiving TDs) in the **season opener at NYG (9/12)**

**2009: (with Carolina – 15/15)** Led the Panthers in receptions (65), receiving yards (982) and receiving TDs (7) despite missing the last game of the season after being placed on injured reserve (1/1/10)...Marked his sixth season as team leader in catches and seventh as team leader in receiving yards...Produced two 100-yard receiving games

- Tallied season highs of 9 catches for 157 yards (32nd-career 100-yard receiving game), including a 42-yard TD, in **game 14 vs. Min. (12/20)**

- Netted 4 receptions for 34 yards and 2 TDs, moving him into second place in team history with 46-career receiving TDs, breaking a tie with TE Wesley Walls in **game 9 vs. Atl. (11/15)**

- Recorded his 31st-career 100-yard game, posting 131 yards on 8 receptions in **game 2 at Atlanta (9/20)**

**2008: (with Carolina – 14/14, 1/1)** Earned his fourth Pro Bowl nod (third as a WR) after leading the team with 78 receptions for 1,421 receiving yards (third in the NFL) and 6 TDs...Compiled eight 100-yard receiving efforts...Marked sixth season as the team leader in receiving yards and fifth as the team leader in catches...Recorded 1,000 yards receiving for the fourth-consecutive season...Set a Carolina team record with an 18.2 yards-per-catch average, bettering the previous mark of 17.2 by Patrick Jeffers in 1999

- Posted a season-high-tying 9 receptions for 165 yards, including a 15-yard TD catch, in **game 14 vs. Den. (12/14)**

## 2013

PANTHERS										
Date/Opp.	RECEIVING					RUSHING				
	No.	Yds.	Avg.	LG	TD	No.	Yds.	Avg.	LG	TD
9/8 vs. Sea.	6	51	8.5	15	1	0	0	0.0	0	0
9/15 @ Buf.	5	52	10.4	13	0	0	0	0.0	0	0
9/22 vs. NYG	3	40	13.3	15	0	0	0	0.0	0	0
10/6 @ Ari.	4	60	15.0	19	0	0	0	0.0	0	0
10/13 @ Min.	5	21	4.2	10	1	0	0	0.0	0	0
10/20 vs. STL	5	69	13.8	19t	1	0	0	0.0	0	0
10/24 @ TB	4	42	10.5	21	0	0	0	0.0	0	0
11/3 vs. Atl.	4	52	13.0	23	0	0	0	0.0	0	0
11/10 @ SF	6	63	10.5	19	0	0	0	0.0	0	0
11/18 vs. NE	4	62	15.5	42	0	0	0	0.0	0	0
11/24 @ Mia.	5	69	13.8	19	0	0	0	0.0	0	0
12/1 vs. TB	3	51	17.0	18	0	0	0	0.0	0	0
12/8 @ NO	6	49	8.2	17t	1	0	0	0.0	0	0
12/15 vs. NYJ	3	20	6.7	11	0	0	0	0.0	0	0
12/22 vs. NO	1	44	44.0	44	0	0	0	0.0	0	0
12/29 @ Atl.	INACTIVE - KNEE					--	--	--	--	--
<b>Totals</b>	<b>64</b>	<b>745</b>	<b>11.6</b>	<b>44</b>	<b>4</b>	<b>0</b>	<b>0</b>	<b>0.0</b>	<b>0</b>	<b>0</b>
<b>Playoffs</b>										
1/12/14 vs. SF	4	74	18.5	31t	1	0	0	0.0	0	0
<b>Totals</b>	<b>4</b>	<b>74</b>	<b>18.5</b>	<b>31t</b>	<b>1</b>	<b>0</b>	<b>0</b>	<b>0.0</b>	<b>0</b>	<b>0</b>

## 2012

PANTHERS										
Date/Opp.	RECEIVING					RUSHING				
	No.	Yds.	Avg.	LG	TD	No.	Yds.	Avg.	LG	TD
9/9 @ TB	7	106	15.1	32	0	0	0	0.0	0	0
9/16 vs. NO	3	104	34.7	66	0	0	0	0.0	0	0
9/20 vs. NYG	4	86	21.5	33	0	0	0	0.0	0	0
9/30 @ Atl.	3	52	17.3	27	0	1	10	10.0	10	0
10/7 vs. Sea.	4	40	10.0	14	0	0	0	0.0	0	0
10/21 vs. Dal.	7	83	11.9	26	0	0	0	0.0	0	0
10/28 @ Chi.	7	118	16.9	47	0	0	0	0.0	0	0
11/4 @ Was.	3	41	13.7	19t	1	0	0	0.0	0	0
11/11 vs. Den.	1	19	19.0	19	0	1	2	2.0	2	0
11/18 vs. TB	5	61	12.2	17	0	0	0	0.0	0	0
11/26 @ Phi.	4	60	15.0	31	0	0	0	0.0	0	0
12/2 @ KC	5	120	24.0	53	1	0	0	0.0	0	0
12/9 vs. Atl.	7	109	15.6	22	0	0	0	0.0	0	0
12/16 @ SD	6	57	9.5	18	1	1	15	15.0	15	0
12/23 vs. Oak.	4	45	11.3	23t	1	0	0	0.0	0	0
12/30 @ NO	3	73	24.3	31	0	0	0	0.0	0	0
<b>Totals</b>	<b>73</b>	<b>1,174</b>	<b>16.1</b>	<b>66</b>	<b>4</b>	<b>3</b>	<b>27</b>	<b>9.0</b>	<b>15</b>	<b>0</b>



# 89 STEVE SMITH, SR.

## 2011

### GAME-BY-GAME OFFENSE

Date/Opp.	RECEIVING					RUSHING				
	No.	Yds.	Avg.	LG	TD	No.	Yds.	Avg.	LG	TD
9/11 @ Ari.	8	178	22.3	77t	2	0	0	0.0	0	0
9/18 vs. GB	6	156	26.0	62	0	0	0	0.0	0	0
9/25 vs. Jax.	2	15	7.5	13	0	0	0	0.0	0	0
10/2 @ Chi.	8	181	22.6	53	0	0	0	0.0	0	0
10/9 vs. NO	3	79	26.3	54t	1	0	0	0.0	0	0
10/16 @ Atl.	5	66	13.2	24	0	0	0	0.0	0	0
10/23 vs. Was.	7	143	20.4	36	0	0	0	0.0	0	0
10/30 vs. Min.	7	100	14.3	26	1	1	12	12.0	12	0
11/13 vs. Ten.	5	33	6.6	15	0	0	0	0.0	0	0
11/20 @ Det.	5	41	8.2	20	1	1	5	5.0	5	0
11/27 @ Ind.	3	68	22.7	30	0	1	9	9.0	9	0
12/4 @ TB	2	32	16.0	23	0	0	0	0.0	0	0
12/11 vs. Atl.	6	125	20.8	48	0	0	0	0.0	0	0
12/18 @ Hou.	5	82	16.4	26t	1	0	0	0.0	0	0
12/24 vs. TB	1	9	9.0	9	0	1	23	23.0	23	0
1/1/12 @ NO	6	86	14.3	22	1	1	1	1.0	1	0
<b>Totals</b>	<b>79</b>	<b>1,394</b>	<b>17.6</b>	<b>77t</b>	<b>7</b>	<b>6</b>	<b>56</b>	<b>9.3</b>	<b>23</b>	<b>0</b>

## 2010

### GAME-BY-GAME OFFENSE

Date/Opp.	RECEIVING					RUSHING				
	No.	Yds.	Avg.	LG	TD	No.	Yds.	Avg.	LG	TD
9/12 @ NYG	5	75	15.0	27	1	0	0	0.0	0	0
9/19 vs. TB	3	66	22.0	37t	1	0	0	0.0	0	0
9/26 vs. Cin.	3	22	7.3	11	0	0	0	0.0	0	0
10/3 @ NO	2	11	5.5	6	0	0	0	0.0	0	0
10/10 vs. Chi.	INACTIVE - ANKLE					--	--	--	--	--
10/24 vs. SF	4	50	12.5	21	0	0	0	0.0	0	0
10/31 @ STL	9	85	9.4	20	0	0	0	0.0	0	0
11/7 vs. NO	1	9	9.0	9	0	0	0	0.0	0	0
11/14 @ TB	3	47	15.7	34	0	0	0	0.0	0	0
11/21 vs. Bal.	4	46	11.5	20	0	0	0	0.0	0	0
11/28 @ Cle.	2	33	16.5	18	0	0	0	0.0	0	0
12/5 @ Sea.	3	54	18.0	39	0	0	0	0.0	0	0
12/12 vs. Atl.	2	17	8.5	13	0	1	9	9.0	9	0
12/19 vs. Ari.	2	22	11.0	12	0	0	0	0.0	0	0
12/23 @ Pit.	3	17	5.7	7	0	0	0	0.0	0	0
1/2/11 @ Atl.	INACTIVE - CALF					--	--	--	--	--
<b>Totals</b>	<b>46</b>	<b>554</b>	<b>12.0</b>	<b>39</b>	<b>2</b>	<b>1</b>	<b>9</b>	<b>9.0</b>	<b>9</b>	<b>0</b>

## 2009

### GAME-BY-GAME OFFENSE

Date/Opp.	RECEIVING					RUSHING				
	No.	Yds.	Avg.	LG	TD	No.	Yds.	Avg.	LG	TD
9/13 vs. Phi.	3	21	7.0	9	0	1	4	4.0	4	0
9/20 @ Atl.	8	131	16.4	28	0	0	0	0.0	0	0
9/28 @ Dal.	4	38	9.5	15	0	0	0	0.0	0	0
10/11 vs. Was.	5	65	13.0	18	0	0	0	0.0	0	0
10/18 @ TB	1	4	4.0	4	0	0	0	0.0	0	0
10/25 vs. Buf.	6	99	16.5	48	0	0	0	0.0	0	0
11/1 @ Ari.	3	56	18.7	50t	1	1	17	17.0	17	0
11/8 @ NO	4	64	16.0	46	0	0	0	0.0	0	0
11/15 vs. Atl.	4	34	8.5	19	2	0	0	0.0	0	0
11/19 vs. Mia.	7	87	12.4	27t	1	0	0	0.0	0	0
11/29 @ NYJ	1	5	5.0	5	0	0	0	0.0	0	0
12/6 vs. TB	3	78	26.0	66	0	0	0	0.0	0	0
12/13 @ NE	2	83	41.5	41t	1	2	7	3.5	5	0
12/20 vs. Min.	9	157	17.4	45	1	1	-6	-6.0	-6	0
12/27 @ NYG	5	60	12.0	27t	1	0	0	0.0	0	0
1/3/10 vs. NO	INJURED RESERVE - ARM					--	--	--	--	--
<b>Totals</b>	<b>65</b>	<b>982</b>	<b>15.1</b>	<b>66</b>	<b>7</b>	<b>5</b>	<b>22</b>	<b>4.4</b>	<b>17</b>	<b>0</b>

## 2008

### GAME-BY-GAME OFFENSE

Date/Opp.	RECEIVING					RUSHING				
	No.	Yds.	Avg.	LG	TD	No.	Yds.	Avg.	LG	TD
9/7 @ SD	SUSPENDED BY THE NFL					--	--	--	--	--
9/14 vs. Chi.	SUSPENDED BY THE NFL					--	--	--	--	--
9/21 @ Min.	4	70	17.5	29	0	0	0	0.0	0	0
9/28 vs. Atl.	6	96	16.0	56t	1	0	0	0.0	0	0
10/5 vs. KC	6	96	16.0	38	0	0	0	0.0	0	0
10/12 @ TB	6	112	18.7	48	0	0	0	0.0	0	0
10/19 vs. NO	6	122	20.3	39t	1	0	0	0.0	0	0
10/26 vs. Ari.	5	117	23.4	65t	2	1	-6	-6.0	-6	0
11/9 @ Oak.	1	9	9.0	9	0	0	0	0.0	0	0
11/16 vs. Det.	6	63	10.5	16	0	1	16	16.0	16	0
11/23 @ Atl.	8	168	21.0	41	0	0	0	0.0	0	0
11/30 @ GB	4	105	26.3	54	0	0	0	0.0	0	0
12/8 vs. TB	9	117	13.0	38t	1	0	0	0.0	0	0
12/14 vs. Den.	9	165	18.3	38	1	1	9	9.0	9	0
12/21 @ NYG	3	47	15.7	35	0	2	21	10.5	23	0
12/28 @ NO	5	134	26.8	54	0	0	0	0.0	0	0
<b>Totals</b>	<b>78</b>	<b>1,421</b>	<b>18.2</b>	<b>65t</b>	<b>6</b>	<b>5</b>	<b>40</b>	<b>8.0</b>	<b>23</b>	<b>0</b>
<b>Playoffs</b>										
1/10/09 vs. Ari.	2	43	21.5	35	1	0	0	0.0	0	0
<b>Totals</b>	<b>2</b>	<b>43</b>	<b>21.5</b>	<b>35</b>	<b>1</b>	<b>0</b>	<b>0</b>	<b>0.0</b>	<b>0</b>	<b>0</b>

## 2007

### GAME-BY-GAME OFFENSE

Date/Opp.	RECEIVING					RUSHING				
	No.	Yds.	Avg.	LG	TD	No.	Yds.	Avg.	LG	TD
9/9 @ STL	7	118	16.9	68t	1	1	2	2.0	2	0
9/16 vs. Hou.	8	153	19.1	74t	3	0	0	0.0	0	0
9/23 @ Atl.	1	10	10.0	10	0	1	6	6.0	6	0
9/30 vs. TB	5	32	6.4	15	0	0	0	0.0	0	0
10/7 @ NO	4	47	11.8	17t	1	0	0	0.0	0	0
10/14 @ Ari.	10	136	13.6	65t	1	2	15	7.5	8	0
10/28 vs. Ind.	2	18	9.0	12	0	0	0	0.0	0	0
11/4 @ Ten.	3	15	5.0	15	0	0	0	0.0	0	0
11/11 vs. Atl.	5	61	12.2	20	0	0	0	0.0	0	0
11/18 @ GB	INACTIVE - SHIN					--	--	--	--	--
11/25 vs. NO	6	47	7.8	14	0	1	22	22.0	22	0
12/2 vs. SF	8	64	8.0	29	0	2	21	10.5	16	0
12/9 @ Jax.	6	44	7.3	15	0	0	0	0.0	0	0
12/16 vs. Sea.	8	72	9.0	15	0	2	0	0.0	1	0
12/22 vs. Dal.	9	137	15.2	57	1	0	0	0.0	0	0
12/30 @ TB	5	48	9.6	25	0	0	0	0.0	0	0
<b>Totals</b>	<b>87</b>	<b>1,002</b>	<b>11.5</b>	<b>74t</b>	<b>7</b>	<b>9</b>	<b>66</b>	<b>7.3</b>	<b>22</b>	<b>0</b>

## 2006

### GAME-BY-GAME OFFENSE

Date/Opp.	RECEIVING					RUSHING				
	No.	Yds.	Avg.	LG	TD	No.	Yds.	Avg.	LG	TD
9/10 vs. Atl.	INACTIVE - THIGH					--	--	--	--	--
9/17 @ Min.	INACTIVE - THIGH					--	--	--	--	--
9/24 @ TB	7	112	16.0	41	0	0	0	0.0	0	0
10/1 vs. NO	10	87	8.7	17	1	0	0	0.0	0	0
10/8 vs. Cle.	6	62	10.3	20	0	1	7	7.0	7	0
10/15 @ Bal.	8	189	23.6	72t	1	0	0	0.0	0	0
10/22 @ Cin.	8	126	15.8	36	0	0	0	0.0	0	0
10/29 vs. Dal.	6	55	9.2	22	0	1	24	24.0	24t	1
11/13 vs. TB	8	149	18.6	43	1	2	-5	-2.5	2	0
11/19 vs. STL	4	90	22.5	62t	1	0	0	0.0	0	0
11/26 @ Was.	5	34	6.8	10	1	1	4	4.0	4	0
12/4 @ Phi.	4	54	13.5	38	1	1	15	15.0	15	0
12/10 vs. NYG	5	67	13.4	21	0	0	0	0.0	0	0
12/17 vs. Pit.	5	56	11.2	19	0	0	0	0.0	0	0
12/24 @ Atl.	0	0	0.0	0	0	1	-5	-5.0	-5	0
12/31 @ NO	7	85	12.1	22t	2	1	21	21.0	21	0
<b>Totals</b>	<b>83</b>	<b>1,166</b>	<b>14.0</b>	<b>72t</b>	<b>8</b>	<b>8</b>	<b>61</b>	<b>7.6</b>	<b>24t</b>	<b>1</b>



# 89 STEVE SMITH, SR.

## 2005

### GAME-BY-GAME OFFENSE

Date/Opp.	RECEIVING					RUSHING				
	No.	Yds.	Avg.	LG	TD	No.	Yds.	Avg.	LG	TD
9/11 vs. NO	8	138	17.3	33t	1	0	0	0.0	0	0
9/18 vs. NE	4	34	8.5	19	0	0	0	0.0	0	0
9/25 @ Mia.	11	170	15.5	53t	3	2	-2	-1.0	6	0
10/3 vs. GB	2	12	6.0	10	0	0	0	0.0	0	0
10/9 @ Ari.	8	119	14.9	65t	2	0	0	0.0	0	0
10/16 @ Det.	6	123	20.5	80t	1	0	0	0.0	0	0
10/30 vs. Min.	11	201	18.3	69	1	0	0	0.0	0	0
11/6 @ TB	5	106	21.2	35t	1	0	0	0.0	0	0
11/13 vs. NYJ	3	34	11.3	13	0	0	0	0.0	0	0
11/20 @ Chi.	14	169	12.1	48	0	0	0	0.0	0	0
11/27 @ Buf.	3	55	18.3	29	0	0	0	0.0	0	0
12/4 vs. Atl.	7	65	9.3	18t	1	0	0	0.0	0	0
12/11 vs. TB	5	103	20.6	60	0	0	0	0.0	0	0
12/18 @ NO	6	85	14.2	33	1	1	20	20.0	20t	1
12/24 vs. Dal.	1	18	18.0	18	0	0	0	0.0	0	0
1/1/06 @ Atl.	9	131	14.6	42t	1	1	7	7.0	7	0
<b>Totals</b>	<b>103</b>	<b>1,563</b>	<b>15.2</b>	<b>80t</b>	<b>12</b>	<b>4</b>	<b>25</b>	<b>6.3</b>	<b>20t</b>	<b>1</b>
<b>Playoffs</b>										
1/8/06 @ NYG	10	84	8.4	22t	1	1	12	12.0	12t	1
1/15/06 @ Chi.	12	218	18.2	58t	2	3	26	8.7	22	0
1/22/06 @ Sea.	5	33	6.6	12	0	0	0	0.0	0	0
<b>Totals</b>	<b>27</b>	<b>335</b>	<b>12.4</b>	<b>58t</b>	<b>3</b>	<b>4</b>	<b>38</b>	<b>9.5</b>	<b>22</b>	<b>1</b>

## 2004

### GAME-BY-GAME OFFENSE

Date/Opp.	RECEIVING					RUSHING				
	No.	Yds.	Avg.	LG	TD	No.	Yds.	Avg.	LG	TD
9/13 vs. GB	6	60	10.0	15	0	0	0	0.0	0	0
9/19 @ KC	INACTIVE - LEG					--	--	--	--	--
10/3 vs. Atl.	INACTIVE - LEG					--	--	--	--	--
10/10 @ Den.	INACTIVE - LEG					--	--	--	--	--
10/17 @ Phi.	INACTIVE - LEG					--	--	--	--	--
10/24 vs. SD	INACTIVE - LEG					--	--	--	--	--
10/31 @ Sea.	INJURED RESERVE - LEG					--	--	--	--	--
11/7 vs. Oak.	INJURED RESERVE - LEG					--	--	--	--	--
11/14 @ SF	INJURED RESERVE - LEG					--	--	--	--	--
11/21 vs. Ari.	INJURED RESERVE - LEG					--	--	--	--	--
11/28 vs. TB	INJURED RESERVE - LEG					--	--	--	--	--
12/5 @ NO	INJURED RESERVE - LEG					--	--	--	--	--
12/12 vs. STL	INJURED RESERVE - LEG					--	--	--	--	--
12/18 @ Atl.	INJURED RESERVE - LEG					--	--	--	--	--
12/26 @ TB	INJURED RESERVE - LEG					--	--	--	--	--
1/2/05 vs. NO	INJURED RESERVE - LEG					--	--	--	--	--
<b>Totals</b>	<b>6</b>	<b>60</b>	<b>10.0</b>	<b>15</b>	<b>0</b>	<b>0</b>	<b>0</b>	<b>0.0</b>	<b>0</b>	<b>0</b>

## 2003

### GAME-BY-GAME OFFENSE

Date/Opp.	RECEIVING					RUSHING				
	No.	Yds.	Avg.	LG	TD	No.	Yds.	Avg.	LG	TD
9/7 vs. Jax.	4	44	11.0	24t	1	0	0	0.0	0	0
9/14 @ TB	3	27	9.0	14	0	0	0	0.0	0	0
9/28 vs. Atl.	5	47	9.4	12	0	2	-1	-0.5	5	0
10/5 vs. NO	1	13	13.0	13	0	0	0	0.0	0	0
10/12 @ Ind.	6	103	17.2	52t	1	1	10	10.0	10	0
10/19 vs. Ten.	10	151	15.1	67t	1	1	-2	-2.0	-2	0
10/26 @ NO	9	100	11.1	20	0	1	10	10.0	10	0
11/2 @ Hou.	5	88	17.6	32	1	1	6	6.0	6	0
11/9 vs. TB	9	72	8.0	17	1	1	14	14.0	14	0
11/16 vs. Was.	4	50	12.5	30	0	1	-2	-2.0	-2	0
11/23 @ Dal.	4	73	18.3	42	0	1	12	12.0	12	0
11/30 vs. Phi.	5	80	16.0	24t	1	1	-2	-2.0	-2	0
12/7 @ Atl.	7	66	9.4	25	0	0	0	0.0	0	0
12/14 @ Ari.	9	99	11.0	36	0	0	0	0.0	0	0
12/21 vs. Det.	5	81	16.2	44	1	1	-3	-3.0	-3	0
12/28 @ NYG	2	16	8.0	11	0	0	0	0.0	0	0
<b>Totals</b>	<b>88</b>	<b>1,110</b>	<b>12.6</b>	<b>67t</b>	<b>7</b>	<b>11</b>	<b>42</b>	<b>3.8</b>	<b>14</b>	<b>0</b>
<b>Playoffs</b>										
1/3/04 vs. Dal.	5	135	27.0	70	1	0	0	0.0	0	0
1/10/04 @ STL	6	163	27.2	69t	1	1	7	7.0	7	0
1/18/04 @ Phi.	3	26	8.7	15	0	0	0	0.0	0	0
2/1/04 @ NE	4	80	20.0	39t	1	0	0	0.0	0	0
<b>Totals</b>	<b>18</b>	<b>404</b>	<b>22.4</b>	<b>70</b>	<b>3</b>	<b>1</b>	<b>7</b>	<b>7.0</b>	<b>7</b>	<b>0</b>

## 2002

### GAME-BY-GAME OFFENSE

Date/Opp.	RECEIVING					RUSHING				
	No.	Yds.	Avg.	LG	TD	No.	Yds.	Avg.	LG	TD
9/8 vs. Bal.	4	38	9.5	15	0	0	0	0.0	0	0
9/15 vs. Det.	4	71	17.8	44	0	1	-4	-4.0	-4	0
9/22 @ Min.	5	81	16.2	32	1	0	0	0.0	0	0
9/29 @ GB	5	116	23.2	61	0	0	0	0.0	0	0
10/6 vs. Ari.	5	79	15.8	31	0	0	0	0.0	0	0
10/13 @ Dal.	4	31	7.8	12	0	0	0	0.0	0	0
10/20 @ Atl.	1	20	20.0	20	0	0	0	0.0	0	0
10/27 vs. TB	0	0	0.0	0	0	0	0	0.0	0	0
11/10 vs. NO	4	68	17.0	37	0	0	0	0.0	0	0
11/17 @ TB	4	30	7.5	20t	1	0	0	0.0	0	0
11/24 vs. Atl.	SUSPENDED BY THE NFL					--	--	--	--	--
12/1 @ Cle.	1	3	3.0	3	0	0	0	0.0	0	0
12/8 vs. Cin.	5	144	28.8	49	1	0	0	0.0	0	0
12/15 @ Pit.	5	57	11.4	23	0	0	0	0.0	0	0
12/22 vs. Chi.	4	97	24.3	69	0	0	0	0.0	0	0
12/29 @ NO	3	37	12.3	29	0	0	0	0.0	0	0
<b>Totals</b>	<b>54</b>	<b>872</b>	<b>16.1</b>	<b>69</b>	<b>3</b>	<b>1</b>	<b>-4</b>	<b>-4.0</b>	<b>-4</b>	<b>0</b>

## 2001

### GAME-BY-GAME OFFENSE

Date/Opp.	RECEIVING					RUSHING				
	No.	Yds.	Avg.	LG	TD	No.	Yds.	Avg.	LG	TD
9/9 @ Min.	1	16	16.0	16	0	0	0	0.0	0	0
9/23 @ Atl.	0	0	0.0	0	0	0	0	0.0	0	0
9/30 vs. GB	0	0	0.0	0	0	0	0	0.0	0	0
10/7 @ SF	0	0	0.0	0	0	0	0	0.0	0	0
10/14 vs. NO	1	11	11.0	11	0	0	0	0.0	0	0
10/21 @ Was.	0	0	0.0	0	0	1	-8	-8.0	-8	0
10/28 vs. NYJ	INACTIVE - KNEE					--	--	--	--	--
11/4 @ Mia.	1	29	29.0	29	0	1	10	10.0	10	0
11/11 @ STL	0	0	0.0	0	0	1	2	2.0	2	0
11/18 vs. SF	0	0	0.0	0	0	1	39	39.0	39	0
11/25 vs. Atl.	3	29	9.7	16	0	0	0	0.0	0	0
12/2 @ NO	0	0	0.0	0	0	0	0	0.0	0	0
12/9 @ Buf.	0	0	0.0	0	0	0	0	0.0	0	0
12/23 vs. STL	1	33	33.0	33	0	0	0	0.0	0	0
12/30 vs. Ari.	0	0	0.0	0	0	0	0	0.0	0	0
1/6/02 vs. NE	3	36	12.0	19	0	0	0	0.0	0	0
<b>Totals</b>	<b>10</b>	<b>154</b>	<b>15.4</b>	<b>33</b>	<b>0</b>	<b>4</b>	<b>43</b>	<b>10.8</b>	<b>39</b>	<b>0</b>

## 2001

### GAME-BY-GAME RETURNS

Date/Opp.	KICKOFF RETURNS					PUNT RETURNS					
	No.	Yds.	Avg.	LG	TD	No.	FC	Yds.	Avg.	LG	TD
9/9 @ Min.	3	134	44.7	93t	1	3	0	25	8.3	20	0
9/23 @ Atl.	2	41	20.5	22	0	0	1	0	0.0	0	0
9/30 vs. GB	4	71	17.8	25	0	1	1	0	0.0	0	0
10/7 @ SF	4	85	21.3	26	0	3	1	13	4.3	6	0
10/14 vs. NO	4	104	26.0	44	0	5	1	102	20.4	70t	1
10/21 @ Was.	2	27	13.5	18	0	3	0	46	15.3	28	0
10/28 vs. NYJ	INACTIVE - KNEE					--	--	--	--	--	--
11/4 @ Mia.	5	113	22.6	26	0	2	0	12	6.0	10	0
11/11 @ STL	7	252	36.0	99t	1	1	0	15	15.0	15	0
11/18 vs. SF	0	0	0.0	0	0	5	0	52	10.4	22	0
11/25 vs. Atl.	2	42	21.0	22	0	2	1	6	3.0	5	0
12/2 @ NO	4	171	42.8	82	0	1	2	3	3.0	3	0
12/9 @ Buf.	4	103	25.8	46	0	1	0	12	12.0	12	0
12/23 vs. STL	5	142	28.4	31	0	1	0	9	9.0	9	0
12/30 vs. Ari.	4	50	12.5	16	0	3	1	60	20.0	45	0
1/6/02 vs. NE	6	96	16.0	25	0	3	2	9	3.0	8	0
<b>Totals</b>	<b>56</b>	<b>1,431</b>	<b>25.6</b>	<b>99t</b>	<b>2</b>	<b>34</b>	<b>10</b>	<			

## 89 STEVE SMITH, SR.

- Netted 5 receptions for 117 yards and 2 TDs (18 and a season-long 65-yarder) in **game 8 vs. Ari. (10/26)**
- Pulled in 6 receptions for 96 yards, including a 56-yard TD catch, in **game 4 vs. Atl. (9/28)**

**2007: (with Carolina – 15/15)** Led Carolina with 87 catches, 1,002 receiving yards and 7 TDs...Ranked seventh in the NFC and 15th in the NFL in receptions despite playing with four different starting QBs

- Posted a season-high 10 receptions for 136 yards, including a 65-yard TD, in **game 6 at Ari. (10/14)**
- Recorded 8 receptions for a season-high 153 yards and a career-high and franchise-record-tying 3 TDs in **game 2 vs. Hou. (9/16)**...Scored on catches of 7, 12 and 74 yards, which marked the then-second-longest of his career
- Garnered 7 receptions for 118 yards, including a 68-yard TD catch, in the **season opener at STL (9/9)**

**2006: (with Carolina – 14/14)** Earned his third Pro Bowl nod (second as a WR), leading Carolina with 83 catches for 1,166 receiving yards and 9 total TDs (8 receiving and 1 rushing), including four 100-yard receiving games...Tied for seventh in the NFC in receptions, ranked sixth in receiving yards and tied for fifth in TD catches

- Netted 7 receptions for 85 yards and a season-high 2 TDs in the **season finale at NO (12/31)**
- Posted 8 receptions for a season-high 189 yards, including a 72-yard TD catch, in **game 6 at Bal. (10/15)**

**2005: (with Carolina – 16/16, 3/3)** Earned his second Pro Bowl (first as a WR) and was named the *Associated Press* Comeback Player of the Year after he led the NFL and established franchise records with 103 catches for 1,563 yards and 12 TDs (second-highest total in Carolina franchise history)...Also served as team's primary punt returner and averaged 10.6 yards on 27 returns with a long of 44...Registered a franchise record with nine 100-yard receiving games...Returned in 2005 after missing every game but the season opener in 2004 after suffering a broken left fibula versus Green Bay

- Garnered 9 receptions for 131 yards, including a 42-yard TD, in the **season finale at Atl. (1/1/06)**
- Recorded a career-high and franchise-record 14 receptions for 169 yards in **game 10 at Chi. (11/20)**
- Totaled 11 receptions for a regular season career-high 201 yards and 1 TD in **game 7 vs. Min. (10/30)**
- Posted 11 receptions for 170 yards and a career-high and franchise-record-tying 3 TDs in **game 3 at Mia. (9/25)**
- Started all three postseason contests and established a then-NFL postseason record 27 receptions for 335 yards and 3 TDs (including a 12-catch for 218-yard performance in the Divisional Game), 4 rushing attempts for 38 yards and 1 TD and 3 PRs for 58 yards, including a 59-yard TD

**2004: (with Carolina – 1/1)** Started in the season opener and was inactive for the next five contests before being placed on Injured Reserve (broken leg) on 10/27

- Notched 6 catches for 60 yards before suffering a broken left fibula while being tackled after a reception in the **season opener vs. GB (9/13)**

**2003: (with Carolina – 16/11, 4/4)** Led Panthers with 88 receptions (second-highest total of his career) for 1,110 yards and 7 TDs...Also recorded 44 PRs for 439 yards and 11 KORs for 309 yards in addition to rushing for 42 yards...His 1,900 combined net yards marked his third-consecutive season with at least 1,900 combined net yards and ranked as the third-highest total in team history...Became the fifth player in team history to post a 1,000-yard receiving season...All three of Smith's 100-yard receiving games recorded during season occurred consecutively, equaling the second-longest streak in team history (Muhsin Muhammad, 1999)

- Posted season highs in receptions (10), receiving yards (151) and long reception (67t) in **game 6 vs. Ten. (10/19)**
- Pulled in 6 receptions for 103 yards, including a 52-yard TD, in **game 5 at Ind. (10/12)**
- Started all four postseason contests, totaling 18 catches for 404 yards and 3 TDs, with a long reception of 70 yards...Gained 41 yards on 2 KORs, 15 yards on 4 PRs and 7 yards on 1 rushing attempt...Led the NFL in postseason receptions, receiving yards and yards from scrimmage...Also led the league in third-down receiving with 7 receptions for 244 yards...His 404 receiving yards were the most recorded by a player during the postseason since 1988 when San Francisco's Jerry Rice totaled 409 yards
- Registered 4 receptions for 80 yards and 1 TD (a 39-yarder that was the Panthers' first score) and had 1 KOR for 30 yards in **Super Bowl XXXVIII vs. New England (2/1/04)**

**2002: (with Carolina – 15/13)** Led the Panthers with 872 receiving yards, ranked second with 54 catches and tied for second with 3 TD catches...Served as the primary returner on special teams, registering 55 PRs for 470 yards (8.5 avg.) and 2 TDs, including a career-long 87-yarder...Recorded 26 KORs for 571 yards (22.0 avg.), with a long of 51 yards...Smith's 16.1-yard per catch average ranked second in the NFC and sixth in the NFL among players with 50 or more receptions...His 1,909 combined net yards ranked seventh in the NFL

- Named NFC Special Teams Player of the Week after generating a team-record 313 combined net yards, including 3 PRs for 153 yards and 2 TDs, 1 KOR for 16 yards and 5 receptions for 144 yards and 1 TD in **game 13 vs. Cin. (12/8)**...Became the only NFL player in 2002 to record 2 PRs for a TD and second player in NFL history to record 2 PRs for a TD and a TD reception in the same game
- Totaled 5 receptions for 116 yards, 5 PRs for 31 yards and 2 KORs for 39 yards in **game 4 at GB (9/29)**



## 89 STEVE SMITH, SR.

**2001: (with Carolina – 15/1)** Earned his first Pro Bowl nod as a returner (was the only rookie elected to the Pro Bowl) after posting 56 KORs for 1,431 yards (25.6 avg.) and 2 TDs... Also recorded 34 PRs for 364 yards (10.6 avg.) and 1 TD... Contributed 10 receptions for 154 yards and 4 carries for 43 yards...Was the only player in the NFL in 2001 to return both a punt and kickoff for a TD as well as the lone player to produce 3 combined kick returns for a TD...That figure tied for the second highest in NFL history and was one shy of the NFL record

- Recorded 7 KORs for 252 yards (36.0 avg.), including a career-long 99-yard TD return, in **game 10 at STL (11/11)**... Also had 1 PR for 15 yards and a rush for 2 yards
- Totaled 217 yards, including 5 PRs for 102 yards (20.4 avg.) and 1 TD, 4 KORs for 104 yards (26.0 avg.) and 1 reception for 11 yards, in **game 5 vs. NO (10/14)**
- Posted 3 KORs for 134 yards (44.7 avg.), including a 93-yard TD return, 3 PRs for 25 yards and 1 reception for 16 yards in the **season opener at Min. (9/9)**

**COLLEGE:** Two-time All-Mountain West Conference selection at Utah after finishing his Utes career with 78 catches for 1,603 yards and 12 TDs and averaged 11.9 yards on 72 PRs for 860 yards and 4 TDs and 22.0 yards on 23 KORs for 505 yards...Left as the school's all-time leader with a 20.6-yard per catch average, tied for first with 4 PR-TDs and ranked second with 860 PR yards...All-Mountain West Conference first-team selection at WR after pulling in 35 receptions for 743 yards (21.2 avg.) and 4 TDs, including 3 scoring catches of more than 60 yards as a senior in 2000...Also netted 43 PRs for 365 yards (8.5 avg.) and 1 TD, adding 17 KORs for 366 yards...Ranked second in the conference with an average of 147.5 all-purpose yards per contest...Earned first-team All-Mountain West Conference honors as a returner and a second-team choice at WR as a junior in 1999 in his first season at Utah...Led the conference with an average of 140.5 all-purpose yards per game...Recorded a team-high 43 catches for 860 yards and 8 TDs...Ranked fifth in the nation with a school-record 17.1 yard PR average on 29 returns for a school-record 495 yards and 3 TDs...Also posted 6 KORs for 169 yards (28.2 avg.)...Second-team All-Western State Conference South selection at Santa Monica Junior College as a sophomore in 1998...Registered 54 receptions for 847 yards and 13 TDs...Averaged a conference-best 32.8 yards on 8 KORs for 262 yards and 1 TD...Earned All-Conference honorable mention recognition after posting 29 catches for 259 yards and 2 TDs as a freshman in 1997.

**HIGH SCHOOL, PERSONAL:** Prepped at University (Los Angeles, CA) HS and was a letterman in football and track & field...Was an All-Metro League selection as well as an All-California Interscholastic Federation selection as a WR and DB in football...Was also named as an All-City selection as a high-hurdler and also excelled in the triple jump and

300-meter hurdles...Steve and his wife, Angie, have three sons, Peyton (16), Boston (9) and Steve, Jr. (newborn) and one daughter, Baylee (13).

**COMMUNITY:** Was active in the Charlotte community during his 13 years as a Carolina Panther, recently establishing the Steve Smith Family Foundation, which is focused on the emotional, physical and spiritual needs of the community, one person at a time...The foundation supports many human interests, including victims of domestic violence, child health and wellness and underserved and impoverished children in the developing world...Shortly after arriving in Baltimore this past offseason, through ProCamps, Smith held a football camp at Fort Belvoir (VA) military base for the children of active-duty and retired members of the U.S. military...Also held his annual football ProCamp in Charlotte in June and was joined by former Panthers' teammate Luke Kuechly, who helped instruct the campers in the two-day event for children in grades 1-8...Smith also hosted the inaugural Lace Up Son 5K at the Siskey YMCA in Matthews, NC, last May, with proceeds benefiting the Siskey YMCA's Annual Campaign, which supports families in the Charlotte area with Y programs that inspire potential, improve quality of life and ensure access for all.



# 89 STEVE SMITH, SR.

## REGULAR SEASON

Year	Team	GP	GS	RECEIVING					RUSHING				
				No.	Yards	Avg.	LG	TD	No.	Yards	Avg.	LG	TD
2001	Carolina	15	1	10	154	15.4	33	0	4	43	10.8	39	0
2002	Carolina	15	13	54	*872	16.1	*69	3	1	-4	-4.0	-4	0
2003	Carolina	16	11	*88	*1,110	12.6	*67t	*7	11	42	3.8	14	0
2004	Carolina	1	1	6	60	10.0	15	0	0	0	0.0	0	0
2005	Carolina	16	16	^#*103	^#*1,563	15.2	*80t	#*12	4	25	6.3	20t	1
2006	Carolina	14	14	*83	*1,166	*14.0	*72t	*8	8	61	7.6	24t	1
2007	Carolina	15	15	*87	*1,002	11.5	*74t	*7	9	66	7.3	22	0
2008	Carolina	14	14	*78	*1,421	18.2	65t	*6	5	40	8.0	23	0
2009	Carolina	15	15	*65	*982	15.1	*66	*7	5	22	4.4	17	0
2010	Carolina	14	14	*46	*554	12.0	39	2	1	9	9.0	9	0
2011	Carolina	16	16	*79	*1,394	*17.6	77t	*7	6	56	9.3	23	0
2012	Carolina	16	16	*73	*1,174	16.1	66	4	3	27	9.0	15	0
2013	Carolina	15	15	64	745	11.6	44	4	0	0	0.0	0	0
<b>Totals</b>		<b>182</b>	<b>161</b>	<b>^836</b>	<b>^12,197</b>	<b>14.6</b>	<b>80t</b>	<b>^67</b>	<b>57</b>	<b>387</b>	<b>6.8</b>	<b>39</b>	<b>2</b>

\* LED TEAM

# LED NFL

^ CAROLINA FRANCHISE RECORD

## CAREER SINGLE-GAME HIGHS (REGULAR SEASON)

### RECEIVING

#### Receptions:

14 (11/20/05 at Chi.)

#### Yardage:

201 (10/30/05 vs. Min.)

#### Long Gain:

80t (10/16/05 at Det.)

#### Touchdowns:

3 2 times (last: 9/16/07 vs. Hou.)

### RUSHING

#### Carries:

2 8 times (last: 12/13/09 at NE)

#### Yardage:

39 (11/18/01 vs. SF)

#### Long Gain:

39 (11/18/01 vs. SF)

#### Touchdowns:

1 2 times (last: 10/29/06 vs. Dal.)

**100-yard Receiving Games:** 43 (last: 109 yards, 12/9/12 vs. Atl.)

**Additional Statistics:** Has 98 KORs for 2,372 yards (24.2 avg.), with a long of 99t and 2 TDs. Has also recorded 47 PRs (47 fair catches) for 1,652 yards (9.3 avg.), with a long of 87t and 4 TDs

## POSTSEASON

Year	Team	GP	GS	RECEIVING					RUSHING				
				No.	Yards	Avg.	LG	TD	No.	Yards	Avg.	LG	TD
2003	Carolina	4	4	18	404	22.4	70	3	1	7	7.0	7	0
2005	Carolina	3	3	27	335	12.4	58t	3	4	38	9.5	22	1
2008	Carolina	1	1	2	43	21.5	35	1	0	0	0.0	0	0
2013	Carolina	1	1	4	74	18.5	31t	1	0	0	0.0	0	0
<b>Totals</b>		<b>9</b>	<b>9</b>	<b>51</b>	<b>856</b>	<b>16.8</b>	<b>70</b>	<b>8</b>	<b>5</b>	<b>45</b>	<b>9.0</b>	<b>22</b>	<b>1</b>

## BIG-PLAY "O"

Over the past two seasons (2012-13), Baltimore owns the NFL's eighth-most passing plays that have gained 20-or-more yards (107), with 13 of those resulting in touchdowns.

### PASSING PLAYS GAINING 20+ YARDS (2012-13)

Rk.	Team	20+ Yard Pass Plays	20+ Yard Pass TD
1.	New Orleans Saints	133	29
2.	Denver Broncos	132	28
3.	Philadelphia Eagles	131	20
4.	Detroit Lions	129	14
5.	Green Bay Packers	120	23
6.	Indianapolis Colts	110	17
	Pittsburgh Steelers	110	17
7.			
8.	<b>Baltimore Ravens</b>	<b>107</b>	<b>13</b>



BALTIMORE  
RAVENS

82

**TORREY SMITH**  
WIDE RECEIVER | 6-0 | 205

COLLEGE: Maryland HS: Stafford (Falmouth, VA)  
BORN: 1/26/89, Colonial Beach, VA  
EXP. (NFL/RAVENS): 4/4 GP/GS (PLAYOFFS): 48/46 (6/5)

## TRANSACTIONS

Torrey Smith was selected by the Ravens in the second round (58th overall) of the 2011 NFL Draft.

## HONORS

- AFC Offensive Player of the Week (Week 11, 2011)
- Diet Pepsi Rookie of the Week (Week 11, 2011)
- GMC "Never Say Never" Moment of the Week and the NFL's "Never Say Never" Moment of the Year (Week 3, 2012)

## CAREER

- Became the first Ravens player since 2009 (Derrick Mason - 1,028) to produce 1,000-plus receiving yards in a season (1,128) in 2013...Smith also became the Ravens' career leader in 25-plus-yard receptions (37)
- Became the first Raven to post back-to-back 100-yard receiving games (161 at Buf. - 9/29/13 and 121 at Mia. - 10/6/13) since Qadry Ismail had three straight in 1999
- Recorded a career-high 166 yards and 1 TD on 5 catches (33.2 avg.) at Buf. (9/29/13)
- Led the team with a career-high 8 TDs in 2012
- Is the Ravens' career leader in yards-per-catch average (17.2)
- Finished fourth in the NFL with a 17.4 yards-per-catch average (49-855) in 2012
- Has recorded a career-high 7 receptions two times, once in the 14-6 victory vs. Cle. (9/15/13) and also in the 16-13 overtime victory at SD (11/25/12)
- In 2011, Smith became the third rookie (Ken Burrow - 2 in 1971 and Randy Moss - 3 in 1998) to have two games with 150-plus receiving yards and at least 1 TD reception in the same season since 1970
- Posted a career-high 3 TDs at STL (9/25/11)
- First 3 career receptions were TDs (74, 41 and 18 yards) at STL (9/25/11), becoming the first rookie in NFL history (the 12th player since 1991) to record 3 TD receptions in a first quarter
- Owns the most receptions (50), receiving yards (841) and TDs (7 - tied with WR Marlon Brown, 2013) by a rookie in Ravens history
- Five of Smith's 7 TD receptions as a rookie went for at least 25 yards (74, 41, 38, 36, 26, 18 and 8) in 2011, and he posted a 34.4 yards-per-TD catch average



**2013: (16/16)** Started all 16 games and led the team with career highs in receptions (65), receiving yards (1,128), a career-high-tying 17.4 ypc average and 4 TDs...Became the first Ravens player since 2009 (Derrick Mason - 1,028) to produce 1,000-plus receiving yards in a season

- Netted 3 receptions for a team-high 69 yards, including a game-high 42-yarder, in **game 15 vs. NE (12/22)**
- Became the first Ravens player since 2009 (Derrick Mason - 1,028) to produce 1,000-plus yards receiving in a season, when he crossed the 1,000-yard mark (1,032) for the first time in his career after netting 4 receptions for 69 yards in the 18-16 victory in **game 14 at Det. (12/16)**... Smith also became the Ravens' career leader in 25-plus yard receptions

- Established a new single-season career high with his 54th reception (led the team with 6 receptions for 93 yards and 1 TD) in the 22-20 win in **game 12 vs. Pit. (11/28)**
- Recorded 2 receptions for 74 yards (establishing a new single-season career high with 859 receiving yards) in the 19-3 win in **game 11 vs. NYJ (11/24)**
- Led the team with 6 receptions for a game-high 121 yards, becoming the first Raven to post back-to-back 100-yard receiving games since Qadry Ismail had three straight in 1999, in the 26-23 victory in **game 5 at Mia. (10/6)**
- Led the team with 5 receptions for a career-high 166 yards (including a career-long-tying 74-yard catch) and 1 TD in **game 4 at Buf. (9/29)**...His 166 receiving yards are the third most in Ravens single-game history



# 82 TORREY SMITH

- Led the team with 5 receptions for 92 yards (18.4 avg.), including a 48-yard catch, in the 30-9 victory in **game 3 vs. Hou. (9/22)**
- Led the team with a career-high-tying 7 receptions for a team-leading 85 yards in **game 2 vs. Cle. (9/15)**
- Pulled in his 100th-career reception, finishing the game with 4 catches for a team-high 92 yards (23.0 avg.), in **game 1 at Den. (9/5)**

**2012: (16/16, 4/4)** Pulled in 49 receptions for a 855 yards (second on team) and a team-leading and career-high 8 TDs...Ravens scored the most points (398) and gained the second-most total yards (5,640) in team history (5,723 in 1996)

- Caught 5 balls for 88 yards and 1 TD (establishing a single-season career high with 8 TDs), as part of an offense that posted a season-high 533 yards (third-highest output in team history) in **game 15 vs. NYG (12/23)**
- Grabbed a team-leading and career-high 7 receptions for 144 yards, as part of a 443-yard offensive output by the Ravens, in the 16-13 overtime victory in **game 11 at SD (11/25)**
- Netted 2 receptions for 67 yards, both good for TDs, in the 55-20 victory in **game 9 vs. Oak. (11/11)**
- Netted 4 receptions for 46 yards, including a game-sealing 19-yard TD catch and run in **game 8 at Cle. (11/4)**
- Led the team with 6 receptions for 127 yards and 2 TDs, while playing with a heavy heart after the death of his 19-year old brother, Tevin Jones, the morning of the game, in the 31-30 victory in **game 3 vs. NE (9/23)**...With his 127 yards, Smith crossed the 1,000-yard receiving mark for his career
- Finished third on the team with 11 receptions for 233 yards (second on team) and 2 TDs, helping the Ravens average 410.3 yards per game during the playoffs
- Pulled in 3 receptions for a team-leading 98 receiving yards and a Ravens' postseason franchise-record 2 TDs (59 and 32 yards) as part of a postseason franchise-record 479 yards of total offense in the 38-35 double-overtime win in the **Divisional Playoff at Den. (1/12/13)**

**2011: (16/14, 2/1)** Set Ravens rookie records, finishing fourth on the team with 50 receptions for 841 yards and a team-leading 7 TDs...Five of Smith's 7 TD receptions were for at least 25 yards (74, 41, 38, 36, 26, 18 and 8)...Posted a 34.4 yards-per-TD catch average

- Established a Ravens' rookie record by pulling in his 45th reception of the season (had 2 catches for 38 yards) in the 20-14 victory in **game 15 vs. Cle. (12/24)**
- Established a Ravens' rookie record with his 7th TD of the season, as part of his 6 receptions for 77 yards and a TD in **game 14 at SD (12/18)**
- Pulled in 5 receptions for 48 yards and a TD (tied RB Jamal Lewis for most TDs by a Ravens' rookie - 6) in the 24-10 victory in **game 13 vs. Ind. (12/11)**...Also had a career-long-

tying 16-yard rush against the Colts

- Earned AFC Offensive Player of the Week and Diet Pepsi Rookie of the Week honors after recording a team-leading 6 receptions for a career-high 165 yards (third-most in franchise history) in the 31-24 victory in **game 10 vs. Cin. (11/20)**...Became the third rookie (Ken Burrow - 2 and Randy Moss - 3) to have two games with 150-plus receiving yards and at least 1 TD reception in the same season since 1970
- Pulled in a game-winning 26-yard TD pass with 8 seconds remaining in the fourth quarter to cap a 92-yard drive, in the 23-20 win in **game 8 at Pit. (11/6)**...Finished the game with 5 receptions for 71 yards and 1TD
- Started his first-career NFL game and produced 5 receptions for 152 yards (fifth most in franchise history) and 3 TDs in the 37-7 victory in **game 3 at STL (9/25)**...Smith's first 3 receptions were all good for TDs (74, 41 and 18 yards)...Became the first rookie in NFL history (the 12th player since 1991) to record 3 TD receptions in a first quarter
- Pulled in 3 receptions for 82 yards and his first-career postseason TD, part of a Ravens' then-postseason franchise-record 398 yards, in the **AFC Championship at NE (1/22/12)**

**COLLEGE:** Finished third in school history with 152 receptions and second with 2,215 receiving yards, also adding 19 TDs during his three seasons at Maryland...Finished his time holding school and ACC records with 123 KORs for 2,983 yards, while his 3 KOR-TDs set a Maryland all-time record...Amassed a school-record 5,264 all-purpose yards, which rank seventh in ACC history...His 18.3 yards per offensive play rank as the third-best-career mark in school history...First-team All-ACC honoree at WR who set the school's single-season record with 12 receiving TDs on 67 catches (fourth-best total in Maryland history) for 1,055 yards (second most in school history) in 13 games as a junior in 2010...Averaged 15.8 yards per catch...Also returned 30 KORs for 585 yards (19.5 avg.) and generated 1,647 all-purpose yards (fifth-best season total by a Terrapin)...Earned first-team All-ACC honors at WR and KOR as a sophomore, leading the Terps with 61 receptions for 824 yards and 5 TDs in 12 games in 2009...Also posted school records of 51 KORs for 1,309 yards and tied the Terps' mark with 2 KOR-TDs...Finished fourth on the team with 24 catches for 336 yards and 2 TDs in 13 games as a redshirt freshman in 2008...Set school single-season records with 1,089 yards and 1 TD on 42 KORs (then broke his own mark in '09)...Earned scout team Offensive Player of the Week leading up to the Florida State game and was also named Maryland's Scout Team Player of the Year...Graduated from Maryland with a bachelor's degree in criminology and criminal justice in Dec. 2010.

# 82 TORREY SMITH

## REGULAR SEASON

Year	Team	GP	GS	RECEIVING					RUSHING				
				No.	Yards	Avg.	LG	TD	No.	Yards	Avg.	LG	TD
2011	Baltimore	16	14	#50	#841	16.8	74t	*#7	4	39	9.8	16	0
2012	Baltimore	16	16	49	855	17.4	54	*8	3	9	3.0	13	0
2013	Baltimore	16	16	*65	*1,128	*17.4	*74	4	0	0	0.0	0	0
<b>Totals</b>		<b>48</b>	<b>46</b>	<b>164</b>	<b>2,824</b>	<b>17.2</b>	<b>74t</b>	<b>19</b>	<b>7</b>	<b>48</b>	<b>6.9</b>	<b>16</b>	<b>0</b>

\*LED TEAM

#ROOKIE FRANCHISE RECORD

## CAREER SINGLE-GAME HIGHS (REGULAR SEASON)

### RECEIVING

#### Receptions:

7 2 times (last: 9/15/13 vs. Cle.)

#### Yardage:

166 (9/29/13 at Buf.)

#### Long Gain:

74 2 times (last: 9/29/13 at Buf.)

#### Touchdowns:

3 (9/25/11 at STL)

### RUSHING

#### Carries:

1 7 times (last: 12/30/12 at Cin.)

#### Yardage:

16 2 times (last: 12/11/11 vs. Ind.)

#### Long Gain:

16 2 times (last: 12/11/11 vs. Ind.)

#### Touchdowns:

None

**100-yard Receiving Games:** 6 (last: 121 yards, 10/6/13 at Mia.)

**Additional Statistics:** Has 1 KOR for 24 yards (11/13/11 at Sea.) and pulled in a 2-point conversion vs. Min. (12/8/13)

## POSTSEASON

Year	Team	GP	GS	RECEIVING					RUSHING				
				No.	Yards	Avg.	LG	TD	No.	Yards	Avg.	LG	TD
2011	Baltimore	2	1	4	91	22.8	42	1	0	0	0.0	0	0
2012	Baltimore	4	4	11	233	21.2	59t	2	1	0	0.0	0	0
<b>Totals</b>		<b>6</b>	<b>5</b>	<b>15</b>	<b>324</b>	<b>21.6</b>	<b>59t</b>	<b>3</b>	<b>1</b>	<b>0</b>	<b>0.0</b>	<b>0</b>	<b>0</b>

**HIGH SCHOOL, PERSONAL:** Prepped at Stafford (Falmouth, VA) HS...Earned honorable mention All-Northwest Region honors as a senior while playing QB by posting 815 rushing yards and 12 TDs on 155 carries...Also completed 9 of 25 passes for 230 yards and 2 TDs...Saw action in his prep career at WR, RB, CB and as a KOR...Recorded 6 career KOR-TDs...An Academic All-District honoree as a junior and senior...Also played basketball...Oldest of seven children...Torrey and his wife, Chanel, have a newborn son, Torrey, Jr.

**COMMUNITY:** The Torrey Smith Foundation was established to provide support to at-risk youth with physical, educational and financial challenges...Hosted the Third Annual Torrey Smith Foundation Celebrity All-Star Basketball Game at the University of Maryland's Comcast Center, which raised funds to purchase football gear for underprivileged children...Annually hosts his "Teaming up with Torrey" holiday toy drive, which benefits youth from Dogwood Elementary School, Sarah's Hope at Hannah Moore homeless shelter and the Boys and Girls Club of Metropolitan Baltimore...Involved with promoting PLAY 60 and Fuel up to PLAY 60, the NFL movements for an active generation to eat right, by participating in assemblies at Chase Elementary School, James McHenry Elementary School and Linton Springs Elementary School...In Dec. 2013, visited Federal Hill Preparatory School, winner of the NFL Super School title in the Baltimore area, and spoke to students about the importance of eating properly and staying active...Supported the Ravens Hometown Huddle in Oct. 2012 by taking part in the first-ever Ravens TEAM

Challenge at M&T Bank Stadium...In 2013, held a Back-To-School Supply Distribution at the Walmart in Baltimore...Volunteered with Ravens staff and teammates for a build day with Habitat for Humanity of the Chesapeake...Helped on the construction site of 18 new rowhomes, including three that were funded by the Ravens Foundation...Hosted the inaugural Torrey Smith's Turkey Bowl at the Ronald McDonald House Charities of Baltimore...In Nov. 2013, joined teammates in support of the NFL's Salute to Service and PLAY 60 campaign efforts for a special youth football clinic held at Aberdeen Proving Ground for 150 children whose parents currently serve in the U.S. Military...Attended the 10th annual Ravens and Police Athletic League coat distribution to benefit Baltimore homeless men at the Helping Up Mission...In Jan. 2014, held a school supply drive in Fredericksburg, VA, after a fire destroyed his hometown elementary school...In 2012, participated in the Clinton Global Initiative University Service Project by assembling packages for troops overseas...Continues to support both his teammates' and the organization's community efforts by attending OJ Brigrance's Fiesta 5K, Ray Rice Day, Lardarius Webb's Charity Softball Game and Charity Bowling Classic, Vonta Leach's "Shoot for A Cure" Celebrity Billiards Tournament, Chris Canty's Foundation Youth Leadership Conference at Baltimore's Dunbar High School, the Ravens' ACT Auction Party at M&T Bank Stadium and BINGO Night for Purple, the team's official women's club...Named the Ravens' 2013 Walter Payton Man of the Year for his efforts on and off the field.

# 82 TORREY SMITH

## 2013

### GAME-BY-GAME OFFENSE

Date/Opp.	RECEIVING					RUSHING				
	No.	Yds.	Avg.	LG	TD	No.	Yds.	Avg.	LG	TD
9/5 @ Den.	4	92	23.0	34	0	0	0	0.0	0	0
9/15 vs. Cle.	7	85	12.1	27	0	0	0	0.0	0	0
9/22 vs. Hou.	5	92	18.4	48	0	0	0	0.0	0	0
9/29 @ Buf.	5	166	33.2	74	1	0	0	0.0	0	0
10/6 @ Mia.	6	121	20.2	41	0	0	0	0.0	0	0
10/13 vs. GB	1	12	12.0	12	0	0	0	0.0	0	0
10/20 @ Pit.	3	61	20.3	41	0	0	0	0.0	0	0
11/3 @ Cle.	5	78	15.6	46	0	0	0	0.0	0	0
11/10 vs. Cin.	5	46	9.2	18	1	0	0	0.0	0	0
11/17 @ Chi.	5	32	6.4	13	1	0	0	0.0	0	0
11/24 vs. NYJ	2	74	37.0	60	0	0	0	0.0	0	0
11/28 vs. Pit.	6	93	15.5	54	1	0	0	0.0	0	0
12/8 vs. Min.	1	11	11.0	11	0	0	0	0.0	0	0
12/16 @ Det.	4	69	17.3	25	0	0	0	0.0	0	0
12/22 vs. NE	3	69	23.0	42	0	0	0	0.0	0	0
12/29 @ Cin.	3	27	9.0	14	0	0	0	0.0	0	0
<b>Totals</b>	<b>65</b>	<b>1,128</b>	<b>17.4</b>	<b>74</b>	<b>4</b>	<b>0</b>	<b>0</b>	<b>0.0</b>	<b>0</b>	<b>0</b>



## 2012

### GAME-BY-GAME OFFENSE

Date/Opp.	RECEIVING					RUSHING				
	No.	Yds.	Avg.	LG	TD	No.	Yds.	Avg.	LG	TD
9/10 vs. Cin.	2	57	28.5	52	0	1	13	13.0	13	0
9/16 @ Phi.	2	51	25.5	40	0	0	0	0.0	0	0
9/23 vs. NE	6	127	21.2	38	2	0	0	0.0	0	0
9/27 vs. Cle.	6	97	16.2	34	1	1	0	0.0	0	0
10/7 @ KC	3	38	12.7	26	0	0	0	0.0	0	0
10/14 vs. Dal.	2	24	12.0	19t	1	0	0	0.0	0	0
10/21 @ Hou.	4	41	10.3	15	0	0	0	0.0	0	0
11/4 @ Cle.	4	46	11.5	26	1	0	0	0.0	0	0
11/11 vs. Oak.	2	67	33.5	47t	2	0	0	0.0	0	0
11/18 @ Pit.	1	7	7.0	7	0	0	0	0.0	0	0
11/25 @ SD	7	144	20.6	54	0	0	0	0.0	0	0
12/2 vs. Pit.	3	33	11.0	13	0	0	0	0.0	0	0
12/9 @ Was.	1	21	21.0	21	0	0	0	0.0	0	0
12/16 vs. Den.	1	14	14.0	14	0	0	0	0.0	0	0
12/23 vs. NYG	5	88	17.6	43	1	0	0	0.0	0	0
12/30 @ Cin.	0	0	0.0	0	0	1	-4	-4.0	-4	0
<b>Totals</b>	<b>49</b>	<b>855</b>	<b>17.4</b>	<b>54</b>	<b>8</b>	<b>3</b>	<b>9</b>	<b>3.0</b>	<b>13</b>	<b>0</b>
<b>Playoffs</b>										
1/6/13 vs. Ind.	2	31	15.5	22	0	0	0	0.0	0	0
1/12/13 @ Den.	3	98	32.7	59t	2	1	0	0.0	0	0
1/20/13 @ NE	4	69	17.3	25	0	0	0	0.0	0	0
2/3/13 @ SF	2	35	17.5	20	0	0	0	0.0	0	0
<b>Totals</b>	<b>11</b>	<b>233</b>	<b>21.2</b>	<b>59t</b>	<b>2</b>	<b>1</b>	<b>0</b>	<b>0.0</b>	<b>0</b>	<b>0</b>

## 2011

### GAME-BY-GAME

Date/Opp.	RECEIVING					RUSHING				
	No.	Yds.	Avg.	LG	TD	No.	Yds.	Avg.	LG	TD
9/11 vs. Pit.	0	0	0.0	0	0	0	0	0.0	0	0
9/18 @ Ten.	0	0	0.0	0	0	0	0	0.0	0	0
9/25 @ STL	5	152	30.4	74t	3	1	10	10.0	10	0
10/2 vs. NYJ	1	1	1.0	1	0	0	0	0.0	0	0
10/16 vs. Hou.	3	84	28.0	51	0	0	0	0.0	0	0
10/24 @ Jax.	3	32	10.7	20	0	0	0	0.0	0	0
10/30 vs. Ari.	3	57	19.0	36	0	0	0	0.0	0	0
11/6 @ Pit.	5	71	14.2	29	1	0	0	0.0	0	0
11/13 @ Sea.	3	28	9.3	14	0	1	16	16.0	16	0
11/20 vs. Cin.	6	165	27.5	49	1	0	0	0.0	0	0
11/24 vs. SF	2	23	11.5	12	0	0	0	0.0	0	0
12/4 @ Cle.	1	32	32.0	32	0	1	-3	-3.0	-3	0
12/11 vs. Ind.	5	48	9.6	17	1	1	16	16.0	16	0
12/18 @ SD	6	77	12.8	36t	1	0	0	0.0	0	0
12/24 vs. Cle.	2	38	19.0	29	0	0	0	0.0	0	0
1/1/12 @ Cin.	5	33	6.6	13	0	0	0	0.0	0	0
<b>Totals</b>	<b>50</b>	<b>841</b>	<b>16.8</b>	<b>74t</b>	<b>7</b>	<b>4</b>	<b>39</b>	<b>9.8</b>	<b>16</b>	<b>0</b>
<b>Playoffs</b>										
1/15/12 vs. Hou.	1	9	9.0	9	0	0	0	0.0	0	0
1/22/12 @ NE	3	82	27.3	42	1	0	0	0.0	0	0
<b>Totals</b>	<b>4</b>	<b>91</b>	<b>22.8</b>	<b>42</b>	<b>1</b>	<b>0</b>	<b>0</b>	<b>0.0</b>	<b>0</b>	<b>0</b>

## DEEP THREAT

WR Torrey Smith ranked fifth in the NFL with a 17.4 yards-per-catch average in 2013, posting a career-high 1,128 yards on 65 receptions. Smith's 1,128 yards rank as the second most in Ravens single-season history (Michael Jackson – 1,201 in 1996) and were the NFL's 17th most in 2013.

### NFL AVERAGE YARDS-PER-CATCH LEADERS (2013 Season)

Rk.	Player	Rec.	Yards	Avg.	LG	TD
1.	Kenny Stills	32	641	20.0	76t	5
2.	Josh Gordon	87	1,646	18.9	95t	9
3.	Riley Cooper	47	835	17.8	63t	8
4.	Calvin Johnson	84	1,492	17.8	87	12
5.	<b>Torrey Smith</b>	<b>65</b>	<b>1,128</b>	<b>17.4</b>	<b>74</b>	<b>4</b>







BALTIMORE  
RAVENS

54

AUSTIN SPITLER  
LINEBACKER | 6-2 | 250

COLLEGE: Ohio State HS: Bellbrook (OH)

BORN: 10/26/86, Dayton, OH

EXP. (NFL/RAVENS): 5/1 GP/GS (PLAYOFFS): 55/0 (0/0)

## TRANSACTIONS

Austin Spitler signed with the Ravens on 6/20/14...Signed by the Dolphins on 10/2/13 after being waived by Miami on 8/31/13...Re-signed by the Dolphins on 3/21/13...Re-signed by Miami on 4/5/12...Elevated from the Dolphins' practice squad to the 53-man roster on 10/4/10...Signed to Miami's practice squad on 9/6/10...Originally signed as a seventh-round draft pick by Miami on 6/25/10.

## CAREER

- Recorded 3 tackles from scrimmage, 28 special teams stops and 1 FR on special teams in 55 career games with Miami
- Played in all 16 games and recorded a career-high 10 special teams tackles in 2011 with the Dolphins



**2013: (with Miami – 12/0)** Finished tied for third on the team (Jason Trusnik) with 8 special teams tackles, the second most in his career

- Had a season-high 2 special teams tackles in **game 6 vs. Buf. (10/20)**
- Made his season debut after being signed by the Dolphins on 10/2 and recorded 1 special teams tackle in **game 5 vs. Bal. (10/6)**

**2012: (with Miami – 15/0)** Recorded a career-high 2 tackles from scrimmage, adding 6 special teams stops

- Recorded 2 solo tackles from scrimmage and 1 special teams stop in the 30-9 victory in **game 7 at NYJ (10/28)**

**2011: (with Miami – 16/0)** Netted 1 tackle from scrimmage and finished third on the team with a career-high 10 special teams tackles

- Posted a season-high 2 special teams tackles in **game 15 at NE (12/24)**
- Had 1 tackle from scrimmage and tied his season high with 2 special teams tackles in the 35-8 win in **game 10 vs. Buf. (11/20)**

**2010: (with Miami – 12/0)** Recorded 4 special teams tackles after being elevated from the team's practice squad on 10/4

- Recorded his first-career special teams tackle in **game 6 vs. Pit. (10/24)**
- Made his NFL debut in **game 4 at NE (10/4)**

**COLLEGE:** Totaled 82 tackles, 8 TFL, 2 sacks and 1 INT in 49 games during his collegiate career at Ohio State...Started all 13 games as a senior in 2009, recording 38 tackles (14 solo), 5 TFL, 1 sack, 1 INT and 1 PD...Appeared in 10 games as a junior in 2008, posting 11 tackles (5 solo) and a half TFL...Played in all 13 games for the Buckeyes as a sophomore in 2007, earning Big Ten All-Academic honors...Also started on four special teams units...Recorded 26 tackles (13 solo), 2.5 TFL and 1 sack...Posted 7 tackles and 1 sack against Youngstown State...Earned Special Teams Player of the Week honors against Wisconsin...Appeared in all 13 games as a redshirt freshman in 2006, playing mostly on special teams...Had 7 tackles (3 solo)...Played with the scout team as a true freshman in 2005...Earned a degree in strategic communications.

**HIGH SCHOOL, PERSONAL:** Attended Bellbrook (OH) HS, where he earned letters in football and basketball...Named first-team All-Conference as a senior and junior, also earning Conference Linebacker of the Year honors both years...Recorded 132 tackles, 11 TFL, 7 sacks and 2 INTs as a senior...Posted 120 tackles his junior year.

**COMMUNITY:** Visited Jackson Children's Hospital, where he purchased and distributed toys and meals during the holidays...Participated in the Miami Dolphins Foundation Fishing and Golf Tournaments and the Kids and Fins Publix Shopping Spree...Spoke at the Broward County (FL) Juvenile Detention Center...Worked with local schools in the Dolphins' bowling, Dave & Buster's, mini-golf and go-karting events.

### REGULAR SEASON

Year	Team	GP	GS	TACKLES			SACKS		INTERCEPTIONS				FUMBLES				
				TT	Solo	Asst.	No.	Yards	No.	Yards	LG	TD	PD	FF	FR	Yards	
2010	Miami	12	0	0	0	0	0.0	0.0	0	0	0	0	0	0	0	0	0
2011	Miami	16	0	1	1	0	0.0	0.0	0	0	0	0	0	0	0	0	0
2012	Miami	15	0	2	2	0	0.0	0.0	0	0	0	0	0	0	0	0	0
2013	Miami	12	0	0	0	0	0.0	0.0	0	0	0	0	0	0	0	0	0
<b>Totals</b>		<b>55</b>	<b>0</b>	<b>3</b>	<b>3</b>	<b>0</b>	<b>0.0</b>	<b>0.0</b>	<b>0</b>	<b>0</b>	<b>0</b>	<b>0</b>	<b>0</b>	<b>0</b>	<b>0</b>	<b>0</b>	<b>0</b>

SPECIAL TEAMS TACKLES (28): 2010 (4); 2011 (10); 2012 (6); 2013 (8)



BALTIMORE  
RAVENS

65

# REGGIE STEPHENS

CENTER | 6-3 | 321

COLLEGE: Iowa State HS: Jesuit College Prep (Dallas, TX)

BORN: 8/28/87, Rowlett, TX

EXP. (NFL/RAVENS): 2/2 GP/GS (PLAYOFFS): 0/0 (0/0)

**TRANSACTIONS:** Reggie Stephens was signed to the Ravens' practice squad on 9/1/13...Waived by Baltimore on 8/31/13... Signed to the Ravens' practice squad on 1/8/13...Signed to the Bears' practice squad on 12/19/12...Signed to Buffalo's practice squad on 10/3/12...Waived by the Bengals on 8/31/12...Signed by Cincinnati on 5/21/12...Waived by the Bears on 5/14/12... Signed to a Reserve/Future contract by the Bears on 1/6/12...Signed to Chicago's practice squad on 11/8/11...Waived by the Bengals on 9/4/11...Originally selected by the Bengals in the seventh round (228th overall) of the 2010 NFL Draft.



**2013: (with Baltimore – PS)** Spent the entire season on the Ravens' practice squad

**2012: (with Chi./Cin./Buf./Bal. – 0/0)** Spent the offseason with Chicago...Was with the Bengals through training camp... Spent time on the Bills' and Bears' practice squads before signing with the Ravens on 1/8/13

**2011: (with Cincinnati/Chicago – 0/0)** Spent training camp with the Bengals before being waived on 9/4...Was on the Bears' practice squad after signing on 11/8

**2010: (with Cincinnati – 0/0)** Was inactive for all 16 games

**COLLEGE:** Started 40 of 44 games at Iowa State, earning honorable mention honors on the All-Big 12 team his senior season...Started at center for 12 games in 2009 and anchored an offensive line that helped Iowa State to their third bowl victory in school history, a 14-13 win over Minnesota in the Insight Bowl...Paved the way for an offense that averaged

180 rushing yards and 364.7 net yards per game...Missed only one game after undergoing an emergency appendectomy... Started all 12 games his junior year in 2008, making starts at LG and RG...Helped the offense average 25.3 points and 386.8 net yards per game...Protected QB Austen Arnaud and allowed him to throw for 2,792 yards and 15 TDs during the campaign...Started all 12 games at LG as a sophomore, helping the offense average 326.9 yards and 18.2 points per game...Appeared in seven games as a redshirt freshman in 2006, starting the season's final four contests at RG... Redshirted in 2005 as a freshman...Majored in business.

**HIGH SCHOOL, PERSONAL:** Prepped at Jesuit College (Dallas, TX) Prep...Was a three-year starter on the offensive line...Was a first-team All-District selection his senior year, as the team went 10-2...Also lettered twice in basketball and powerlifting and three times in track and field.

## RAVENS ROOST UNSUNG HERO AWARD

Presented annually to the Ravens player who best demonstrates outstanding performance on the field, but does not receive recognition for his accomplishments. The award, voted by the presidents of the individual Ravens Roosts, is presented at the Roosts' Bull and Oyster Roast each February.

### RAVENS ROOST UNSUNG HERO AWARD WINNERS

1996	RB Earnest Byner
1997	S Stevon Moore
1998	OL Jeff Blackshear
1999	DT Larry Webster
2000	S Kim Herring
2001	LB Jamie Sharper
2002	DT Kelly Gregg
2003	LB Ed Hartwell
2004	C/G Casey Rabach
2005	LB Adalius Thomas
2006	DB Corey Ivy
2007	NT Kelly Gregg
2008	C Jason Brown
2009	C Matt Birk
2010	K Billy Cundiff
2011	G Marshal Yanda
2012	K Justin Tucker
2013	WR Marlon Brown

BALTIMORE  
RAVENS

24

## DARIAN STEWART

SAFETY | 5-11 | 214

COLLEGE: South Carolina HS: Lee (Huntsville, AL)

BORN: 8/4/88, Huntsville, AL

EXP. (NFL/RAVENS): 5/1 GP/GS (PLAYOFFS): 54/19 (0/0)

## TRANSACTIONS

Darian Stewart signed with the Ravens (one-year contract) as an unrestricted free agent on 3/23/14...Re-signed with St. Louis (one-year contract) on 4/2/13...Was originally signed by St. Louis as a rookie free agent on 4/26/10.

## CAREER

- Enters 2014 with 144 tackles (99 solo), 4 sacks (-31 yards), 1 INT (returned 27 yards for a TD), 17 PD, 3 FFs and 1 FR
- Recorded career highs in games played (15), games started (13), tackles (91), solo tackles (55), PD (10), sacks (3), FFs (2) and INTs (1) for STL in 2011
- Recorded a career-high 12 tackles vs. Sea. (11/20/11)
- Garnered a career-high 4 PD at Ari. (11/6/11)
- Netted his first-career INT, which he returned 27 yards for a TD, vs. NO (10/30/11)



**2013: (with STL – 14/6)** Collected 36 tackles (30 solo), 5 PD, 1 FF and 1 FR...Also tallied 3 special teams tackles

- Subbed and notched 9 tackles, including a career-high 8 solo, and posted 2 PD in **game 14 vs. NO (12/15)**
- Started and totaled 6 solo tackles and recorded a special teams stop in **game 7 at Car. (10/20)**
- Started and recorded 6 tackles (4 solo) and had 1 FF and 1 FR (returned for 19 yards) in **game 5 vs. Jax. (10/6)**

**2012: (with STL – 12/0)** Recorded 6 tackles (all solo), 1 PD and 6 special teams stops while appearing in 12 games both from scrimmage and on special teams

- Recorded 3 solo tackles and 1 special teams tackle in **game 13 at Buf. (12/9)**
- Recorded 3 solo tackles and 1 PD in **game 5 vs. Ari. (10/4)**

**2011: (with STL – 15/13)** Recorded career highs in tackles (91 - third most on the team), solo tackles (55), PD (10 - which led the Rams), sacks (3), FFs (2) and INTs (1)...Also posted a career-high 7 special teams stops

- Started and led the team with a career-high 12 tackles (7 solo), 1 sack (-8 yards) and had 1 special teams stop in **game 10 vs. Sea. (11/20)**
- Started and notched 3 tackles, 1 FF (first of his career) and had a career-high 4 PD in **game 8 at Ari. (11/6)**
- Started and made 7 tackles (5 solo), 1 PD and his first-career INT, which he returned 27 yards for his first-career TD, in **game 7 vs. NO (10/30)**
- Posted 8 tackles (5 solo), 2 PD and had 1 special teams stop in **game 4 vs. Was. (10/2)**

**2010: (with STL – 13/0)** Recorded 11 tackles (8 solo), 1 sack (-8 yards), 1 PD and 4 special teams stops after making the team's 53-man roster after signing as an undrafted free agent on 4/26

- Recorded 3 tackles (2 solo) in **game 15 vs. SF (12/26)**
- Garnered his first-career sack (-8 yards) in **game 13 at NO (12/12)**

**COLLEGE:** Saw action in 50 games (36 starts) for the Gamecocks, compiling 197 tackles, 22 PD, 2 INTs, 4 FFs and 4 FR...Started all 13 games as a senior in 2009, logging 58 tackles, including 7 TFL, en route to being selected to play in the East-West Shrine game...Started all 13 games, netting 64 tackles (46 solo), 2 sacks, 8 PD, 2 FFs and 2 FR as a junior in 2008...Saw action in 12 games (10 starts) and posted 68 tackles (56 solo), including 3 TFL, 7 PD and 2 INTs as a sophomore in 2007...Played in 12 games and netted 7 tackles (5 solo), as a true freshman in 2006...Graduated with a degree in retailing in 2010.

**HIGH SCHOOL, PERSONAL:** Prepped at Lee (Huntsville, AL) HS, where he was selected as the *Huntsville Times'* Super All Metro most valuable player as a senior...Was a three-star prospect according to *Rivals.com* as a RB after pulling in 25 receptions for 581 yards (23.2 avg.) with 6TDs, as well as rushing for 5 TDs...Logged 54 tackles and 4 INTs as a FS and helped lead Lee to an 11-3 record his senior year...Also earned All-City and All-Metro honors in 2004 and 2005...Was a four-year letterwinner and an All-Metro selection in 2004 and 2005, earning city MVP honors in 2004 as a guard on the Lee basketball teams...Led the team with a 21 points-per-game average.



# 24 DARIAN STEWART

## 2013

### GAME-BY-GAME DEFENSE RAMS

Date/Opp.	TT	Solo	Asst.	Sacks	INT	PD	FF	FR
9/8 vs. Ari.				INACTIVE				
9/15 @ Atl.				INACTIVE				
9/22 @ Dal.	0	0	0	0-0	0-0	0	0	0
9/26 vs. SF	0	0	0	0-0	0-0	0	0	0
10/6 vs. Jax.	6	4	2	0-0	0-0	0	1	1
10/13 @ Hou.	0	0	0	0-0	0-0	1	0	0
10/20 @ Car.	6	6	0	0-0	0-0	0	0	0
10/28 vs. Sea.	3	3	0	0-0	0-0	0	0	0
11/3 vs. Ten.	1	0	1	0-0	0-0	0	0	0
11/10 @ Ind.	4	3	1	0-0	0-0	2	0	0
11/24 vs. Chi.	0	0	0	0-0	0-0	0	0	0
12/1 @ SF	1	1	0	0-0	0-0	0	0	0
12/8 @ Ari.	4	3	1	0-0	0-0	0	0	0
12/15 vs. NO	9	8	1	0-0	0-0	2	0	0
12/22 vs. TB	1	1	0	0-0	0-0	0	0	0
12/29 @ Sea.	1	1	0	0-0	0-0	0	0	0
<b>Totals</b>	<b>36</b>	<b>30</b>	<b>6</b>	<b>0-0</b>	<b>0-0</b>	<b>5</b>	<b>1</b>	<b>1</b>

## 2012

### GAME-BY-GAME DEFENSE RAMS

Date/Opp.	TT	Solo	Asst.	Sacks	INT	PD	FF	FR
9/9 @ Det.				INACTIVE				
9/16 vs. Was.				INACTIVE				
9/23 @ Chi.	0	0	0	0-0	0-0	0	0	0
9/30 vs. Sea.	0	0	0	0-0	0-0	0	0	0
10/4 vs. Ari.	3	3	0	0-0	0-0	1	0	0
10/14 @ Mia.	0	0	0	0-0	0-0	0	0	0
10/21 vs. GB	0	0	0	0-0	0-0	0	0	0
10/28 vs. NE	0	0	0	0-0	0-0	0	0	0
11/11 @ SF				INACTIVE				
11/18 vs. NYJ				INACTIVE				
11/25 @ Ari.	0	0	0	0-0	0-0	0	0	0
12/2 vs. SF	0	0	0	0-0	0-0	0	0	0
12/9 @ Buf.	3	3	0	0-0	0-0	0	0	0
12/16 vs. Min.	0	0	0	0-0	0-0	0	0	0
12/23 @ TB	0	0	0	0-0	0-0	0	0	0
12/30 @ Sea.	0	0	0	0-0	0-0	0	0	0
<b>Totals</b>	<b>6</b>	<b>6</b>	<b>0</b>	<b>0-0</b>	<b>0-0</b>	<b>1</b>	<b>0</b>	<b>0</b>

## 2011

### GAME-BY-GAME DEFENSE RAMS

Date/Opp.	TT	Solo	Asst.	Sacks	INT	PD	FF	FR
9/11 vs. Phi.	2	1	1	0-0	0-0	0	0	0
9/19 @ NYG	8	3	5	0-0	0-0	0	0	0
9/25 vs. Bal.	2	1	1	0-0	0-0	0	0	0
10/2 vs. Was.	8	5	3	0-0	0-0	2	0	0
10/16 @ GB	6	6	0	0-0	0-0	1	0	0
10/23 @ Dal.	5	5	0	0-0	0-0	0	0	0
10/30 vs. NO	7	5	2	0-0	1-27t	1	0	0
11/6 @ Ari.	3	1	2	0-0	0-0	4	1	0
11/13 @ Cle.	7	4	3	0-0	0-0	0	0	0
11/20 vs. Sea.	12	7	5	1-8	0-0	0	0	0
11/27 vs. Ari.	6	4	2	1-7	0-0	0	0	0
12/4 @ SF				INACTIVE				
12/12 @ Sea.	11	7	4	0-0	0-0	1	0	0
12/18 vs. Cin.	6	3	3	0-0	0-0	0	1	0
12/24 @ Pit.	4	1	3	0-0	0-0	1	0	0
1/1/12 vs. SF	4	2	2	1-8	0-0	0	0	0
<b>Totals</b>	<b>91</b>	<b>55</b>	<b>36</b>	<b>3-23</b>	<b>1-27t</b>	<b>10</b>	<b>2</b>	<b>0</b>

## 2010

### GAME-BY-GAME DEFENSE RAMS

Date/Opp.	TT	Solo	Asst.	Sacks	INT	PD	FF	FR
9/12 vs. Ari.	0	0	0	0-0	0-0	0	0	0
9/19 @ Oak.	0	0	0	0-0	0-0	0	0	0
9/26 vs. Was.	1	1	0	0-0	0-0	0	0	0
10/3 vs. Sea.				INACTIVE				
10/10 @ Det.	0	0	0	0-0	0-0	0	0	0
10/17 vs. SD	0	0	0	0-0	0-0	0	0	0
10/24 @ TB				INACTIVE				
10/31 vs. Car.				INACTIVE				
11/14 @ SF	1	0	1	0-0	0-0	0	0	0
11/21 vs. Atl.	2	2	0	0-0	0-0	0	0	0
11/28 @ Den.	1	1	0	0-0	0-0	0	0	0
12/5 @ Ari.	1	1	0	0-0	0-0	0	0	0
12/12 @ NO	1	1	0	1-8	0-0	0	0	0
12/19 vs. KC	1	0	1	0-0	0-0	1	0	0
12/26 vs. SF	3	2	1	0-0	0-0	0	0	0
1/2/11 @ Sea.	0	0	0	0-0	0-0	0	0	0
<b>Totals</b>	<b>11</b>	<b>8</b>	<b>3</b>	<b>1-8</b>	<b>0-0</b>	<b>1</b>	<b>0</b>	<b>0</b>

## REGULAR SEASON

Year	Team	GP	GS	TACKLES			SACKS		INTERCEPTIONS				FUMBLES			
				TT	Solo	Asst.	No.	Yards	No.	Yards	LG	TD	PD	FF	FR	Yards
2010	St. Louis	13	0	11	8	3	1	8	0	0	0.0	0	1	0	0	0
2011	St. Louis	15	13	91	55	36	3	23	1	27	27t	1	10	2	0	0
2012	St. Louis	12	0	6	6	0	0	0	0	0.0	0	1	0	0	0	0
2013	St. Louis	14	6	36	30	6	0	0	0	0.0	0	5	1	1	1	19
<b>Totals</b>		<b>54</b>	<b>19</b>	<b>144</b>	<b>99</b>	<b>45</b>	<b>4</b>	<b>31</b>	<b>1</b>	<b>27</b>	<b>27t</b>	<b>1</b>	<b>17</b>	<b>3</b>	<b>1</b>	<b>19</b>

SPECIAL TEAMS TACKLES (20): 2013 (3); 2012 (6); 2011 (7); 2010 (4)

## CAREER SINGLE-GAME HIGHS (REGULAR SEASON)

<b>Total Tackles:</b> 12 (11/20/11 vs. Sea.)	<b>Solo Tackles:</b> 8 (12/15/13 vs. NO)
<b>Sacks:</b> 1 3 times (Last 1/1/12 vs. SF)	<b>INTs:</b> 1 (10/30/11 vs. NO)
<b>Forced Fumbles:</b> 1 3 times (Last 10/6/13 vs. Jax.)	<b>Fumble Recoveries:</b> 1 (10/6/13 vs. Jax.)
<b>Passes Defensed:</b> 4 (11/6/11 @ Ari.)	





BALTIMORE  
**RAVENS**

**55**

## TERRELL SUGGS

OUTSIDE LINEBACKER | 6-3 | 260

COLLEGE: Arizona State HS: Hamilton (Chandler, AZ)

BORN: 10/11/82, Minneapolis, MN

EXP. (NFL/RAVENS): 12/12 GP/GS (PLAYOFFS): 165/149 (15/15)

### TRANSACTIONS

Terrell Suggs re-signed with the Ravens (four-year contract) on 2/17/14...Activated from PUP (Achilles) on 10/20/12...Placed on PUP (Achilles) on 8/27/12...Re-signed with Baltimore (six-year contract) on 7/15/09...Was originally selected by Baltimore in the first round (10th overall) of the 2003 NFL Draft.

### HONORS

- Six-time Pro Bowler (2004, 2006, 2008, 2010-11 and 2013)
- *Associated Press* Defensive Player of the Year (2011)
- *Pro Football Weekly* Defensive Player of the Year (2011)
- KC 101 Defensive Player of the Year (2011)
- AFC Defensive Player of the Month (Dec., 2011)
- AFC Defensive Player of the Month (Nov., 2010)
- AFC Defensive Player of the Week (Week 14, Week 12 and Week 1, 2011)
- AFC Defensive Player of the Week (Week 7, 2008)
- AFC Defensive Player of the Week (Week 13, 2005)
- *Associated Press* Defensive Rookie of the Year (2003)
- *Associated Press* first-team All-Pro (2011)
- *Associated Press* second-team All-Pro (2008)
- Butkus Award (best LB) co-winner with Cowboys LB DeMarcus Ware (2011)
- Ed Block Courage Award Winner (2012)
- *Football Digest* second-team All-Pro (2006)
- *Pro Football Weekly* first-team All-NFL (2011)
- *Sporting News* All-Pro Team (2011)
- Tied an NFL rookie record (Santana Dotson) with a sack in each of his first four NFL games
- Defensive Rookie of the Month (Sept. 2003)



### CAREER

- Ravens all-time leader in sacks (94.5) and sack yardage (-673)
- Also owns the Ravens' record for FFs (29) and is second in FRs (12)
- Produced a single-season franchise-record 7 FFs in 2011
- His 762 tackles (508 solo) are second most in Ravens history
- Owns 49 PD and 7 INTs (2 returned for TDs - both in 2008)
- Scored his first-career TD on a 44-yard INT return at Mia. (10/19/08)
- Recorded a career-high 102 tackles (65 solo) in 2008
- Tallied a franchise-rookie-record 12 sacks in 2003
- Ravens all-time leader in postseason sacks (12) and yards (-77)

### DID YOU KNOW?

The Ravens are 55-22 all time when Suggs records at least 1 sack. Baltimore is 14-1 when he tallies 2 or more sacks and 5-0 when he posts 3-or-more sacks.

# 55 TERRELL SUGGS

**2013: (16/16)** Earned his sixth Pro Bowl invitation, leading the team with 10 sacks (fifth time in his career he has produced double-digit sacks)...Also finished third on the team with 80 tackles (47 solo) and had 1 FR

- Netted 2 tackles (including his 500th-career solo stop) and 1 FR for a defense that allowed just 3 points and held the Jets to 8% (1-of-12) on third down in the 19-3 win in **game 11 vs. NYJ (11/24)**
- Moved into second on the Ravens' all-time tackles list, moving past Kelly Gregg (721-career tackles) – tying for the team lead (James Ihejigbo and Daryl Smith) with 10 stops in **game 6 vs. GB (10/13)**
- Recorded 5 solo tackles, including a career-high-tying 3 sacks (-15 yards), for a defense that allowed 22 rushing yards (fourth fewest by an opponent in franchise history) in the 26-23 victory in **game 5 at Mia. (10/6)**...With his sacks against the Dolphins, Suggs tied a franchise record with at least 1 sack in five-consecutive games (Paul Kruger, 2012 and Adalius Thomas, 2005 and '06)
- Led the team with a career-high 17 tackles (9 solo) and 1 sack for -2 yards (his fourth-consecutive game with a sack to open the season) for a defense that forced 3 turnovers in **game 4 at Buf. (9/29)**
- Started (playing in his 150th-career game) and recorded 6 tackles (4 solo), including a sack (-6 yards), in **game 1 at Den. (9/5)**

**2012: (8/8, 4/4)** Produced 22 tackles (17 solo), 2 sacks (-15 yads) and 4 PD despite playing in just eight games due to injury (missed first six games of the season with an Achilles injury, missed one game due to a biceps injury and another game on a coach's decision to rest injuries)

- Posted 4 solo tackles, including a sack (-7 yards) and 1 PD, for a defense that held the Chargers to 20% on third down (3-of-15) in **game 11 at SD (11/25)**

- Started and finished with 3 tackles (2 solo) and 2 PD in the 55-20 victory in **game 9 vs. Oak. (11/11)**
- Started his first game of the season after returning from an Achilles injury and recorded 4 tackles (3 solo), 1 sack (-8 yards) and 1 PD in **game 7 at Hou. (10/21)**
- Activated from the PUP list on 10/20
- Was placed on the Physically Unable to Perform list (Achilles) on 8/27 and missed the first six weeks of the season
- Totaled 21 tackles (13 solo), 2 sacks (-8 yards), 1 PD and 1 FF for a defense that forced 10 turnovers in four playoff games
- Finished second on the team with 10 solo tackles, 2 sacks (-8 yards), 1 PD and 1 FF in the 38-35 double-overtime win in the **Divisional Playoff at Den. (1/12/13)**

**2011: (16/16, 2/2)** Earned his fifth Pro Bowl nod and was named NFL Defensive Player of the Year (by multiple outlets) after leading the AFC with a career-high 14 sacks and recording a single-season franchise-record 7 FFs for the NFL's third-ranked defense (288.9 ypg)...Baltimore was also second against the run (92.6 ypg) and the league's top red zone defense...Also had 70 tackles, 6 PD and a career-high-tying 2 INTs

- Earned AFC Defensive Player of the Month honors (Dec./Jan.) after producing 21 tackles, 4 sacks, 2 PD and 4 FFs, helping the Ravens to a 4-1 record to close out the season
- Posted 5 solo tackles, including a career-high-tying 3 sacks (-12 yards) and a career-high 3 FFs, for a defense that allowed just 167 total yards and held the Colts to 14% (2-of-14) on third down in the 24-10 victory in **game 13 vs. Ind. (12/11)**...With 3 sacks, Suggs established a new single-season career high with 13 sacks...Set a franchise single-game record with his 3 FFs, earning his third Defensive Player of the Week award in 2011

## HOT OFF THE EDGE

Since entering the NFL in 2003, OLB Terrell Suggs' 94.5 sacks rank seventh among active players, while his 673 yards lost stand sixth. Suggs had a team-high 10 sacks in 2013.

### NFL ACTIVE SACKS LEADERS (2003-13)

Rk.	Player	Sacks	Yards
1.	Jared Allen (Chi.)	128.5	810.5
2.	DeMarcus Ware (Den.)	117.0	747.0
3.	Robert Mathis (Ind.)	111.0	777.5
4.	Julius Peppers (GB)	106.5	649.5
5.	John Abraham (Ari.)	106.0	735.5
6.	Dwight Freeney (SD)	95.0	696.5
7.	<b>Terrell Suggs (Bal.)</b>	<b>94.5</b>	<b>673.0</b>
8.	Osi Umenyiora (Atl.)	82.5	576.0
9.	Shaun Phillips (Ten.)	79.5	518.0





# 55 TERRELL SUGGS

- Earned AFC Defensive Player of the Week honors after recording 1 FF and a career-high-tying 3 sacks, part of a franchise-record-tying 9 sacks, in the 16-6 victory in **game 11 vs. SF (11/24)**
- Led the team with 13 tackles, 1 sack and 2 QB hits (one of which led to a Ravens' INT) for a defense that held the Cardinals to 18% on third down (2-of-11) and recorded 6 sacks in the 30-27 victory in **game 7 vs. Ari. (10/30)**
- Recorded 3 tackles and 2 QB hits for a defense that forced 4 turnovers and tied an NFL record with 3 defensive TDs in the 34-17 victory in **game 4 vs. NYJ (10/2)**
- Netted 4 solo tackles and 1 sack (part of 5 by the Ravens' defense) in the 37-7 victory in **game 3 at STL (9/25)**
- Earned AFC Defensive Player of the Week honors after turning in a dominant performance, posting 5 solo tackles and a career-high-tying 3 sacks (-25 yards), becoming the Ravens' all-time sacks leader in the 35-7 victory in the **season opener vs. Pit. (9/11)**...Also posted 2 FFs (both of which were recovered by the Ravens and led to scores) for a defense that forced a franchise-record 7 turnovers
- Finished third on the team with 11 tackles and 1 PD for a team that forced 7 turnovers in two playoff games

**2010: (16/16, 2/2)** Earned his fourth Pro Bowl nod after recording 58 tackles (38 solo), a team-leading 11 sacks (-73 yards), 2 PD and 2 FFs

- Earned AFC Defensive Player of the Month honors for November after posting 14 tackles and 4 sacks in four games
- Posted 4 tackles (3 solo) and a sack (-11 yards), marking the first time since 2007 that he has posted at least one sack in three consecutive games in **game 10 at Car. (11/21)**
- Recorded 4 tackles, including 2 sacks, marking his first multi-sack game since 9/20/09, in **game 9 at Atl. (11/11)**
- Netted 2 tackles, including a sack (60th-career sack), in the 17-14 win in **game 4 at Pit. (10/3)**
- Posted 10 tackles (9 solo), including a team-leading 5 sacks (-25 yards) and 1 FF for a defense that forced 7 turnovers in two postseason contests
- Turned in a dominant performance, recording 6 tackles, a franchise-record-tying 3 sacks (-18 yards) and a FF (that was recovered by the Ravens and returned for a TD) in the **Divisional Playoff at Pit. (1/15/11)**

**2009: (13/13, 2/2)** Finished sixth on the team with 58 tackles (41 solo), 5 PD, 4.5 sacks (-33 yards), 1 FF and 1 FR for a squad that ranked second in the AFC and third in the NFL in overall defense, despite missing three games with a knee injury

- Started and recorded 3 tackles and a sack (-8 yards) on a defense that held the Raiders to 51 rushing yards (2.6 avg.) in the 21-13 victory in **game 16 at Oak. (1/3/10)**
- Posted 3 tackles for a defense that tied a then-franchise

record, forcing 6 turnovers and holding QB Jay Cutler to a Ravens' franchise-record-low 7.9 QB rating in the 31-7 victory in **game 14 vs. Chi. (12/20)**

- Played in his 100th-career game and posted 6 tackles, including a sack (-14 yards), a FF (on the sack, which was recovered by Dwan Edwards for a TD) and a PD in **game 4 at NE (10/4)**
- Started both playoff games and tied for fourth on the team with 10 tackles, 1 sack (-9 yards), 1 FF and 1 FR on a defense that allowed just 106 rushing yards and 2.5 ypr
- Netted 3 tackles, a sack (-9 yards), a FF and a FR (which led to a Ravens' TD 5 plays later) as part of a defense that allowed just 64 yards rushing in the 33-14 victory in the **Wild Card Game at NE (1/10/10)**...Ravens held QB Tom Brady to a 49.1 QB rating, while forcing 4 turnovers, including 3 INTs

**2008: (16/16, 3/3)** Earned his third Pro Bowl nod after finishing third on the team with a career-high 102 tackles (62 solo), a team-leading 8 sacks (-69.5 yards), a career-high 11 PD, 2 FFs, 1 FR and tied his career high with 2 INTs, both of which he returned for TDs (44 and 42 yards, respectively) for the NFL's second-ranked defense...Ravens finished 2008 not allowing a 100-yard rusher in 35-consecutive games

- Dominated by making 9 tackles, 2 QB hits, 2 PD and an INT, which he returned 42 yards for a TD, to seal a 10-point victory in **game 8 at Cle. (11/2)**...It was his second INT returned for a TD in three weeks
- Turned in another massive performance, recording 9 tackles, including 2 TFL and 1 sack – the 50th sack of his career – in the 29-10 victory in **game 7 vs. Oak. (10/26)**
- Earned AFC Defensive Player of the Week honors after posting 8 tackles (6 solo), a sack (-7 yards) and an INT (first pick since 2005 season), which he returned 44 yards for his first-career TD in **game 6 at Mia. (10/19)**
- Posted 11 tackles (10 solo), 1 FR and a postseason career-high and team-leading 4 sacks (-35 yards) while starting all three games
- Started and produced a then-postseason career-high 2 sacks (-17 yards) despite playing with a significant shoulder injury after not practicing all week in the **AFC Championship at Pit. (1/18/09)**

**2007: (16/16)** Finished fourth on the team with 95 tackles, including a team-leading 5 sacks (-34 yards)...He also recorded 7 PD (tied a then-career-high) and 1 FF

- Led the team with a then-career-high 14 tackles, 1 sack (-9 yards) and 3 additional QB hits in **game 8 at Pit. (11/5)**
- Helped hold the Jets to 2.6 yards per rush, posting 6 tackles and a career-high 3 PD in **game 2 vs. NYJ (9/16)**

**2006: (16/15, 1/1)** Named to his second Pro Bowl after posting 86 tackles, including 63 solo...Also tied for third on the team with 9.5 sacks (-64.5 yards), 7 PD, 3 FFs and 2 FRs

# 55 TERRELL SUGGS

## RAVENS SACKS LEADER

### RAVENS ALL-TIME SACKS (Career Leaders)



Rk.	Player (Years)	Sacks
1.	Terrell Suggs (2003-13)	94.5
2.	Peter Boulware (1997-2005)	70.0
3.	Michael McCrary (1997-2002)	51.0
4.	Ray Lewis (1996-2012)	41.5
5.	Adalius Thomas (2000-06)	38.5



- Started and produced a then-postseason career-high 10 tackles and 1 FF while helping hold the Colts to 2.9 yards per rush in the **Divisional Playoff vs. Ind. (1/13/07)**

**2005: (16/16)** Finished fifth on the team with 86 tackles (65 solo), 8 sacks (-64.5 yards), 6 FFs, 1 FR, 3 PD and a career-high 2 INTs

- Shared the defensive game ball (Adalius Thomas), when he netted 6 tackles (5 solo) and a career-high 3 sacks (-24 yards) and 1 FF in the 16-15 win in **game 12 vs. Hou. (12/4)**

**2004: (16/16)** Earned his first-career Pro Bowl berth after leading the team with 10.5 sacks (third in the AFC)...Recorded 72 tackles, had 1 PD, 1 FF and 2 FRs

- Posted 7 tackles, including 1 sack (-7 yards) in **game 10 vs. Dal. (11/21)**...Sack was the 20th of his career in his 26th game, tying him for the fourth-fastest in NFL history to the 20-sack mark...Also had 1 FR, which led to a Ravens' TD two plays later

**2003: (16/1, 1/1)** Finished fourth in the AFC and eighth in the NFL with a franchise rookie-record 12 sacks (-97 yards)... Totaled 33 tackles, 6 FFs, 4 FRs, 3 PD and 1 INT in 2003... Became just the second Raven (Peter Boulware – 1997) to earn *Associated Press* Defensive Rookie of the Year honors... Also earned Defensive Rookie of the Month (September)

- Posted 5 tackles, including 2 sacks (-9 yards), which established a new franchise rookie record with 12 sacks (Peter Boulware – 11.5 in 1997) in **game 15 at Cle. (12/21)**
- Tied an NFL record (Santana Dotson – 1992) with a sack in each of the first four games of his career in **game 4 vs. KC (9/28)**
- Was used mainly in passing situations at DE and recorded his third sack in as many games in the 24-10 win in **game 3 at SD (9/21)**...Pulled in his first-career INT against the Chargers, leading to a Jamal Lewis TD two plays later
- Subbed and recorded his first NFL sack (-7 yards) in his first NFL game in the **season opener at Pit. (9/7)**

**COLLEGE:** Shattered school, conference and NCAA single-season records with 24 sacks in 2002...One of the most dominant pass rushers in the history of college football, Suggs entered the draft after his junior season...His career totals of 44 sacks and 65.5 TFL set school records...Started 34 of 36

games over his 3-year career at Arizona State, amassing 163 tackles (109 solo), including 44 sacks, 14 FFs, 3 FRs, 2 INTs and 9 PD...Consensus All-American and first-team All-Pac 10 Conference selection as a junior...Recipient of the Bronko Nagurski Award (nation's top defensive player), Lombardi Trophy (nation's top lineman) and Morris Trophy (Pac-10's top lineman)...Also named Pac-10 Defensive Player of the Year... Winner of the Hendricks Award, given to college football's premier DE and voted team MVP... Started every game at DE as a junior and recorded 73 tackles (44 solo)...Set school, conference and NCAA single-season records with 24 sacks, topping the previous school and conference marks of 19 by Al Harris (Arizona State) in 1978 and 17.5 by Syracuse's Dwight Freeney in 2001...His 31.5 TFL broke the previous conference mark of 28 by Stanford's Ron George in 1990...Second-team All-American selection by *The NFL Draft Report*, third-team All-America from *Football News* and a first-team All-Pac 10 choice as a sophomore...Named Pac-10 Freshman of the Year...*Football News* first-team Freshman All-American and third-team Freshman All-America selection by *The Sporting News*...Secondary education/history major.

**HIGH SCHOOL, PERSONAL:** *Parade* All-American in 2000 and Gatorade Arizona Player of the Year at Hamilton (Chandler, AZ) HS...Rated the No. 6 player in the Far West and the No. 3 Athlete in the Western region by *PrepStar*...Named to the All-American team and Arizona Player of the Year by *USA Today*...Ranked the 60th-best player in the nation by *The Sporting News*...Made second-team All-West Team by *The Orange County Register*...Rated the No. 19 player on the Western Region Super 30 by *SportsLine/PrepStar*...Arizona 5A Player of the Year by the *Phoenix Metro*...Arizona Player of the Year by Super All-State '99...Member of the first-team offense on the Super All-State 1999...First-team All-State and All-Region...Rushed 297 times for 2,274 yards and 26 TDs... Transferred from Chandler (AZ) HS, where he was a blocking back and LB...Set the school record with 367 rushing yards and 5 TDs in a single game...First in the state in rushing yards (2,274), third in TDs (26) and fourth in scoring (156)...Once scored 4 TDs and had 205 yards in three quarters...Lettered three times in football, three times in basketball and once in track and field...Is also a movie aficionado, with a TV, DVD player and sound system in his locker...Suggs co-wrote and

# 55 TERRELL SUGGS

## 2013

### GAME-BY-GAME DEFENSE

#### RAVENS

Date/Opp.	TT	Solo	Asst.	Sacks	INT	PD	FF	FR
9/5 @ Den.	6	4	2	1-6	0-0	0	0	0
9/15 vs. Cle.	6	2	4	1-2	0-0	0	0	0
9/22 vs. Hou.	2	1	1	1-8	0-0	0	0	0
9/29 @ Buf.	17	9	8	1-2	0-0	0	0	0
10/6 @ Mia.	5	5	0	3-15	0-0	0	0	0
10/13 vs. GB	10	4	6	0-0	0-0	0	0	0
10/20 @ Pit.	7	6	1	1-4	0-0	0	0	0
11/3 @ Cle.	7	4	3	1-5	0-0	0	0	0
11/10 vs. Cin.	4	2	2	0-0	0-0	0	0	0
11/17 @ Chi.	1	1	0	0-0	0-0	0	0	0
11/24 vs. NYJ	2	1	1	0-0	0-0	0	0	1
11/28 vs. Pit.	1	1	0	0-0	0-0	0	0	0
12/8 vs. Min.	6	5	1	0-0	0-0	0	0	0
12/16 @ Det.	0	0	0	0-0	0-0	0	0	0
12/22 vs. NE	5	2	3	1-6	0-0	0	0	0
12/29 @ Cin.	1	0	1	0-0	0-0	0	0	0
<b>Totals</b>	<b>80</b>	<b>47</b>	<b>33</b>	<b>10-48</b>	<b>0-0</b>	<b>0</b>	<b>0</b>	<b>1</b>

## 2012

### GAME-BY-GAME DEFENSE

#### RAVENS

Date/Opp.	TT	Solo	Asst.	Sacks	INT	PD	FF	FR
9/10 vs. Cin.				PUP - ACHILLES				
9/16 @ Phi.				PUP - ACHILLES				
9/23 vs. NE				PUP - ACHILLES				
9/27 vs. Cle.				PUP - ACHILLES				
10/7 @ KC				PUP - ACHILLES				
10/14 vs. Dal.				PUP - ACHILLES				
10/21 @ Hou.	4	3	1	1-8	0-0	1	0	0
11/4 @ Cle.	3	2	1	0-0	0-0	0	0	0
11/11 vs. Oak.	3	2	1	0-0	0-0	2	0	0
11/18 @ Pit.	3	1	2	0-0	0-0	0	0	0
11/25 @ SD	4	4	0	1-7	0-0	1	0	0
12/2 vs. Pit.	2	2	0	0-0	0-0	0	0	0
12/9 @ Was.				INACTIVE - BICEPS				
12/16 vs. Den.	1	1	0	0-0	0-0	0	0	0
12/23 vs. NYG	2	2	0	0-0	0-0	0	0	0
12/30 @ Cin.				INACTIVE - COACH'S DECISION				
<b>Totals</b>	<b>22</b>	<b>17</b>	<b>5</b>	<b>2-15</b>	<b>0-0</b>	<b>4</b>	<b>0</b>	<b>0</b>

#### Playoffs

1/6/13 vs. Ind.	2	0	2	0-0	0-0	0	0	0
1/12/13 @ Den.	10	10	0	2-8	0-0	1	1	0
1/20/13 @ NE	7	2	5	0-0	0-0	0	0	0
2/3/13 @ SF	2	1	1	0-0	0-0	0	0	0
<b>Totals</b>	<b>21</b>	<b>13</b>	<b>8</b>	<b>2-8</b>	<b>0-0</b>	<b>1</b>	<b>1</b>	<b>0</b>

## 2011

### GAME-BY-GAME DEFENSE

#### RAVENS

Date/Opp.	TT	Solo	Asst.	Sacks	INT	PD	FF	FR
9/11 vs. Pit.	5	5	0	3-25	0-0	0	2	0
9/18 @ Ten.	3	2	1	0-0	1-0	2	0	0
9/25 @ STL	4	4	0	1-10	0-0	0	0	0
10/2 vs. NYJ	3	2	1	0-0	0-0	0	0	0
10/16 vs. Hou.	0	0	0	0-0	0-0	1	0	0
10/24 @ Jax.	5	4	1	1-9	0-0	0	0	0
10/30 vs. Ari.	13	9	4	1-7	0-0	0	0	0
11/6 @ Pit.	1	0	1	0-0	1-9	1	0	0
11/13 @ Sea.	7	2	5	0-0	0-0	0	0	0
11/20 vs. Cin.	5	3	2	0-0	0-0	0	0	0
11/24 vs. SF	3	3	0	3-20	0-0	0	1	0
12/4 @ Cle.	4	2	2	1-7	0-0	1	0	0
12/11 vs. Ind.	5	5	0	3-12	0-0	0	3	0
12/18 @ SD	2	2	0	0-0	0-0	0	0	0
12/24 vs. Cle.	4	3	1	0-0	0-0	0	0	0
1/1/12 @ Cin.	6	4	2	1-1	0-0	1	1	0
<b>Totals</b>	<b>70</b>	<b>50</b>	<b>20</b>	<b>14-91</b>	<b>2-9</b>	<b>6</b>	<b>7</b>	<b>0</b>

#### Playoffs

1/15/12 vs. Hou.	6	5	1	0-0	0-0	1	0	0
1/22/12 @ NE	5	2	3	0-0	0-0	0	0	0
<b>Totals</b>	<b>11</b>	<b>7</b>	<b>4</b>	<b>0-0</b>	<b>0-0</b>	<b>1</b>	<b>0</b>	<b>0</b>

## 2010

### GAME-BY-GAME DEFENSE

#### RAVENS

Date/Opp.	TT	Solo	Asst.	Sacks	INT	PD	FF	FR
9/13 @ NYJ	6	4	2	0.5-3	0-0	0	1	0
9/19 @ Cin.	5	3	2	0-0	0-0	0	0	0
9/26 vs. Cle.	5	3	2	1-0	0-0	0	0	0
10/3 @ Pit.	2	1	1	1-7	0-0	0	0	0
10/10 vs. Den.	2	0	2	0-0	0-0	0	0	0
10/17 @ NE	3	2	1	1-8	0-0	1	0	0
10/24 vs. Buf.	6	2	4	0-0	0-0	0	0	0
11/7 vs. Mia.	2	2	0	1-9	0-0	0	0	0
11/11 @ Atl.	4	2	2	2-14	0-0	0	0	0
11/21 @ Car.	4	3	1	1-11	0-0	1	0	0
11/28 vs. TB	4	3	1	0-0	0-0	0	0	0
12/5 vs. Pit.	2	1	1	1.5-13	0-0	0	0	0
12/13 @ Hou.	4	4	0	1-3	0-0	0	0	0
12/19 vs. NO	4	4	0	1-5	0-0	0	1	0
12/26 @ Cle.	2	1	1	0-0	0-0	0	0	0
1/2/11 vs. Cin.	3	3	0	0-0	0-0	0	0	0
<b>Totals</b>	<b>58</b>	<b>38</b>	<b>20</b>	<b>11-73</b>	<b>0-0</b>	<b>2</b>	<b>2</b>	<b>0</b>

#### Playoffs

1/9/11 @ KC	4	4	0	2-7	0-0	0	0	0
1/15/11 @ Pit.	6	5	1	3-18	0-0	0	1	0
<b>Totals</b>	<b>10</b>	<b>9</b>	<b>1</b>	<b>5-25</b>	<b>0-0</b>	<b>0</b>	<b>1</b>	<b>0</b>

## 2009

### GAME-BY-GAME DEFENSE

#### RAVENS

Date/Opp.	TT	Solo	Asst.	INT	FF	FR	Sacks	PD
9/13 vs. KC	3	3	0	0-0	0	0	0-0	1
9/20 @ SD	5	3	2	0-0	0	0	1.5-10	0
9/27 vs. Cle.	6	6	0	0-0	0	0	0-0	1
10/4 @ NE	6	4	2	0-0	1	0	1-14	1
10/11 vs. Cin.	6	3	3	0-0	0	0	0-0	0
10/18 @ Min.	5	4	1	0-0	0	0	0-0	0
11/1 vs. Den.	6	5	1	0-0	0	1	0-0	0
11/8 @ Cin.	4	3	1	0-0	0	0	1-1	0
11/16 @ Cle.	2	1	1	0-0	0	0	0-0	1
11/22 vs. Ind.				INACTIVE - KNEE				
11/29 vs. Pit.				INACTIVE - KNEE				
12/7 @ GB				INACTIVE - KNEE				
12/13 vs. Det.	4	3	1	0-0	0	0	0-0	0
12/20 vs. Chi.	3	1	2	0-0	0	0	0-0	0
12/27 @ Pit.	5	3	2	0-0	0	0	0-0	1
1/3/10 @ Oak.	3	2	1	0-0	0	0	1-8	0
<b>Totals</b>	<b>58</b>	<b>41</b>	<b>17</b>	<b>0-0</b>	<b>1</b>	<b>1</b>	<b>4.5-33</b>	<b>5</b>

#### Playoffs

1/10/10 @ NE	3	2	1	0-0	1	1	1-9	0
1/16/10 @ Ind.	7	5	2	0-0	0	0	0-0	0
<b>Totals</b>	<b>10</b>	<b>7</b>	<b>3</b>	<b>0-0</b>	<b>1</b>	<b>1</b>	<b>1-9</b>	<b>0</b>





# 55 TERRELL SUGGS

## 2008

### GAME-BY-GAME DEFENSE RAVENS

Date/Opp.	TT	Solo	Asst.	INT	FF	FR	Sacks	PD
9/7 vs. Cin.	8	5	3	0-0	0	0	0-0	2
9/21 vs. Cle.	3	3	0	0-0	1	0	2-17	0
9/29 @ Pit.	6	5	1	0-0	0	0	1-7	0
10/5 vs. Ten.	4	3	1	0-0	0	0	0-0	0
10/12 @ Ind.	9	6	3	0-0	0	0	0-0	0
10/19 @ Mia.	8	6	2	1-44t	0	0	1-7	1
10/26 vs. Oak.	9	4	5	0-0	0	0	1-13	0
11/2 @ Cle.	9	3	6	1-42t	0	0	0-0	2
11/9 @ Hou.	3	2	1	0-0	0	0	0-0	0
11/16 @ NYG	11	6	5	0-0	0	0	0-0	0
11/23 vs. Phi.	5	3	2	0-0	0	0	0-0	0
11/30 @ Cin.	3	2	1	0-0	0	0	0.5-1	2
12/7 vs. Was.	8	4	4	0-0	0	0	1-13	2
12/14 vs. Pit.	4	1	3	0-0	1	0	1-9	0
12/20 @ Dal.	6	4	2	0-0	0	0	0.5-2.5	2
12/28 vs. Jax.	6	5	1	0-0	0	1	0-0	0
<b>Totals</b>	<b>102</b>	<b>62</b>	<b>40</b>	<b>2-86</b>	<b>2</b>	<b>1</b>	<b>8-69.5</b>	<b>11</b>

### Playoffs

1/4/09 @ Mia.	4	4	0	0-0	0	1	1-12	0
1/10/09 @ Ten.	5	4	1	0-0	0	0	1-6	0
1/18/09 @ Pit.	2	2	0	0-0	0	0	2-17	0
<b>Totals</b>	<b>11</b>	<b>10</b>	<b>1</b>	<b>0-0</b>	<b>0</b>	<b>1</b>	<b>4-35</b>	<b>0</b>

## 2006

### GAME-BY-GAME DEFENSE RAVENS

Date/Opp.	TT	Solo	Asst.	INT	FF	FR	Sacks	PD
9/10 @ TB	6	5	1	0-0	0	0	0-0	1
9/17 vs. Oak.	9	8	1	0-0	1	1	2-14	0
9/24 @ Cle.	3	2	1	0-0	0	0	1-9	1
10/1 vs. SD	2	1	1	0-0	0	0	0-0	0
10/9 @ Den.	4	3	1	0-0	1	0	0-0	1
10/15 vs. Car.	6	4	2	0-0	0	0	0-0	1
10/29 @ NO	2	1	1	0-0	0	0	0-0	1
11/5 vs. Cin.	6	3	3	0-0	0	0	0-0	0
11/12 @ Ten.	4	4	0	0-0	0	0	0-0	0
11/19 vs. Atl.	4	4	0	0-0	0	0	1-5	0
11/26 vs. Pit.	8	7	1	0-0	0	0	2-13	0
11/30 @ Cin.	3	0	3	0-0	0	0	0-0	0
12/10 @ KC	13	10	3	0-0	1	1	1-5	0
12/17 vs. Cle.	7	5	2	0-0	0	0	1-7	0
12/24 @ Pit.	5	3	2	0-0	0	0	0.5-0.5	1
12/31 vs. Buf.	4	3	1	0-0	0	0	1-11	1
<b>Totals</b>	<b>86</b>	<b>63</b>	<b>23</b>	<b>0-0</b>	<b>3</b>	<b>2</b>	<b>9.5-64.5</b>	<b>7</b>

### Playoffs

1/13/07 vs. Ind.	10	9	1	0-0	1	0	0-0	0
<b>Totals</b>	<b>10</b>	<b>9</b>	<b>1</b>	<b>0-0</b>	<b>1</b>	<b>0</b>	<b>0-0</b>	<b>0</b>

## 2004

### GAME-BY-GAME DEFENSE RAVENS

Date/Opp.	TT	Solo	Asst.	INT	FF	FR	Sacks	PD
9/12 @ Cle.	6	5	1	0-0	0	0	0-0	0
9/19 vs. Pit.	5	3	2	0-0	0	1	1-8	0
9/26 @ Cin.	3	2	1	0-0	0	0	2-17	0
10/4 vs. KC	4	1	3	0-0	0	0	0-0	0
10/10 @ Was.	7	6	1	0-0	0	0	2-13	0
10/24 vs. Buf.	7	5	2	0-0	1	0	2-12	0
10/31 @ Phi.	3	2	1	0-0	0	0	0-0	1
11/7 vs. Cle.	4	4	0	0-0	0	0	0.5-3.5	0
11/14 @ NYJ	1	1	0	0-0	0	0	0-0	0
11/21 vs. Dal.	7	2	5	0-0	0	1	1-7	0
11/28 @ NE	4	4	0	0-0	0	0	0-0	0
12/5 vs. Cin.	4	3	1	0-0	0	0	1-9	0
12/12 vs. NYG	3	1	2	0-0	0	0	0-0	0
12/19 @ Ind.	3	2	1	0-0	0	0	0-0	0
12/26 @ Pit.	4	3	1	0-0	0	0	0-0	0
1/2/05 vs. Mia.	7	4	3	0-0	0	0	1-14	0
<b>Totals</b>	<b>72</b>	<b>48</b>	<b>24</b>	<b>0-0</b>	<b>1</b>	<b>2</b>	<b>10.5-83.5</b>	<b>1</b>

## 2007

### GAME-BY-GAME DEFENSE RAVENS

Date/Opp.	TT	Solo	Asst.	INT	FF	FR	Sacks	PD
9/10 @ Cin.	3	2	1	0-0	0	0	0-0	0
9/16 vs. NYJ	6	4	2	0-0	0	0	0-0	3
9/23 vs. Ari.	4	3	1	0-0	0	0	0-0	0
9/30 @ Cle.	4	2	2	0-0	0	0	0-0	0
10/7 @ SF	5	1	4	0-0	0	0	0-0	0
10/14 vs. STL	4	2	2	0-0	0	0	1-7	1
10/21 @ Buf.	9	5	4	0-0	0	0	1-6	0
11/5 @ Pit.	14	6	8	0-0	0	0	1-9	0
11/11 vs. Cin.	9	4	5	0-0	0	0	0-0	0
11/18 vs. Cle.	11	7	4	0-0	1	0	1-5	0
11/25 @ SD	4	4	0	0-0	0	0	0-0	0
12/3 vs. NE	3	3	0	0-0	0	0	0-0	0
12/9 vs. Ind.	4	0	4	0-0	0	0	0-0	0
12/16 @ Mia.	6	4	2	0-0	0	0	1-7	2
12/23 @ Sea.	5	2	3	0-0	0	0	0-0	0
12/30 vs. Pit.	4	2	2	0-0	0	0	0-0	1
<b>Totals</b>	<b>95</b>	<b>51</b>	<b>44</b>	<b>0-0</b>	<b>1</b>	<b>0</b>	<b>5-34</b>	<b>7</b>

## 2005

### GAME-BY-GAME DEFENSE RAVENS

Date/Opp.	TT	Solo	Asst.	INT	FF	FR	Sacks	PD
9/11 vs. Ind.	4	4	0	0-0	0	0	0-0	0
9/18 @ Ten.	4	3	1	0-0	0	0	0-0	0
10/2 vs. NYJ	7	5	2	0-0	0	0	0.5-3.5	0
10/9 @ Det.	5	4	1	1-38	1	0	0-0	1
10/16 vs. Cle.	5	3	2	0-0	1	0	1-9.0	1
10/23 @ Chi.	11	8	3	0-0	0	0	0-0	0
10/31 @ Pit.	4	4	0	0-0	0	0	0.5-6.0	0
11/6 vs. Cin.	4	3	1	0-0	1	0	0-0	0
11/13 @ Jax.	2	1	1	0-0	0	0	0-0	0
11/20 vs. Pit.	3	2	1	1-0	0	0	0-0	1
11/27 @ Cin.	6	5	1	0-0	0	0	0-0	0
12/4 vs. Hou.	6	5	1	0-0	1	0	3-24	0
12/11 @ Den.	3	2	1	0-0	0	1	0-0	0
12/19 vs. GB	7	7	0	0-0	0	0	1-8.0	0
12/25 vs. Min.	7	5	2	0-0	0	0	0.5-4	0
1/1/06 @ Cle.	8	4	4	0-0	2	0	1.5-10.0	0
<b>Totals</b>	<b>86</b>	<b>65</b>	<b>21</b>	<b>2-38</b>	<b>6</b>	<b>1</b>	<b>8-64.5</b>	<b>3</b>

## 2003

### GAME-BY-GAME DEFENSE RAVENS

Date/Opp.	TT	Solo	Asst.	INT	FF	FR	Sacks	PD
9/7 @ Pit.	1	1	0	0-0	0	0	1-7	0
9/14 vs. Cle.	4	3	1	0-0	0	0	1-12	0
9/21 @ SD	1	1	0	1-11	0	0	1-13	0
9/28 vs. KC	2	1	1	0-0	0	0	1-7	0
10/12 @ Ari.	0	0	0	0-0	0	0	0-0	0
10/19 @ Cin.	0	0	0	0-0	0	0	0-0	0
10/26 vs. Den.	3	3	0	0-0	1	0	1-12	0
11/2 vs. Jax.	1	1	0	0-0	1	0	1-10	0
11/9 @ STL	2	2	0	0-0	0	0	0-0	0
11/16 @ Mia.	1	0	1	0-0	0	0	0-0	0
11/23 vs. Sea.	2	2	0	0-0	1	1	2-15	0
11/30 vs. SF	1	1	0	0-0	0	0	0-0	1
12/7 vs. Cin.	2	2	0	0-0	1	1	2-12	0
12/14 @ Oak.	2	2	0	0-0	0	0	0-0	1
12/21 @ Cle.	5	3	2	0-0	2	1	2-9	1
12/28 vs. Pit.	6	4	2	0-0	0	1	0-0	0
<b>Totals</b>	<b>33</b>	<b>26</b>	<b>7</b>	<b>1-11</b>	<b>6</b>	<b>4</b>	<b>12-97</b>	<b>3</b>

### Playoffs

1/3/04 vs. Ten.	2	1	1	0-0	0	0	0-0	0
<b>Totals</b>	<b>2</b>	<b>1</b>	<b>1</b>	<b>0-0</b>	<b>0</b>	<b>0</b>	<b>0-0</b>	<b>0</b>



# 55 TERRELL SUGGS

produced "When Beautiful People Do Ugly Things," a short film that was shot in Baltimore and was shown at the Cannes Film Festival in France in May 2011...Suggs' independent film company, Team Sizzle Productions, had another film, "The Commitment," selected to Cannes in 2012...Suggs was the producer, while Rich Volin wrote and directed the movie... Suggs' third movie "The Coalition," which he wrote and produced, was released on Feb. 5, 2013...He is also in pre-production on his fourth movie "Everything About You," due out in 2014...Also, during the 2012 offseason, Suggs was one of 20 players selected to take part in the NFL's first-ever Hollywood Boot Camp...The four-day event is designed to provide current and former players an opportunity to get a taste of the motion picture business.

**COMMUNITY:** Annually hosts the "Team Sizzle Worldwide Celebrity Weekend," a charitable event to benefit the William E. Proudford Sickle Cell Fund...Inspired by a chance encounter with a teen who suffers from sickle cell anemia, Suggs' charitable focus is on funding research efforts and care for those who have the disease...Continues to support his alma mater, Hamilton (Chandler, AZ) HS, and has provided uniforms, cleats and gloves to the football team...Also supports his teammates' and Ravens' charitable initiatives, including the 2011 Anquan Boldin Foundation Fundraising Dinner, the Ngata Family Foundation Event and former Raven Jonathan Ogden's "A Ringside Gala" (2012)... Suggs' AAU basketball team (Team Sizzle) won the under-13 Championship with a 23-1 record in June, 2014.

## REGULAR SEASON

Year	Team	GP	GS	TACKLES			SACKS		INTERCEPTIONS					FUMBLES		
				TT	Solo	Asst.	No.	Yards	No.	Yards	LG	TD	PD	FF	FR	Yards
2003	Baltimore	16	1	33	26	7	*#12.0	*97.0	1	11	11	0	3	*6	4	7
2004	Baltimore	16	16	72	48	24	*10.5	*83.5	0	0	0	0	1	1	2	24
2005	Baltimore	16	16	86	65	21	8.0	64.5	2	38	38	0	3	*6	1	0
2006	Baltimore	16	15	86	63	23	9.5	64.5	0	0	0	0	7	3	2	0
2007	Baltimore	16	16	95	51	44	*5.0	34.0	0	0	0	0	7	1	0	0
2008	Baltimore	16	16	102	62	40	*8.0	*69.5	2	86	44t	2	11	2	1	0
2009	Baltimore	13	13	58	41	17	4.5	33.0	0	0	0	0	5	1	1	0
2010	Baltimore	16	16	58	38	20	*11.0	*73.0	0	0	0	0	2	2	0	0
2011	Baltimore	16	16	70	50	20	*14.0	*91.0	2	9	9	0	6	**^7	0	0
2012	Baltimore	8	8	22	17	5	2.0	15.0	0	0	0	0	4	0	0	0
2013	Baltimore	16	16	80	47	33	*10.0	48.0	0	0	0	0	0	0	1	0
<b>Totals</b>		<b>165</b>	<b>149</b>	<b>762</b>	<b>508</b>	<b>254</b>	<b>^94.5</b>	<b>^673.0</b>	<b>7</b>	<b>144</b>	<b>44t</b>	<b>2</b>	<b>49</b>	<b>^29</b>	<b>12</b>	<b>31</b>

\*LED TEAM

\*\*LED NFL

#ROOKIE FRANCHISE RECORD

^FRANCHISE RECORD

## CAREER SINGLE-GAME HIGHS (REGULAR SEASON)

### Total Tackles:

17 (9/29/13 at Buf.)

### Sacks:

3 5 times (last: 10/6/13 at Mia.)

### Forced Fumbles:

3 (12/11/11 vs. Ind.)

### Passes Defensed:

3 (9/16/07 vs. NYJ)

### Solo Tackles:

10 (12/10/06 at KC)

### INTs:

1 7 times (last: 11/6/11 at Pit.)

### Fumble Recoveries:

1 12 times (last: 11/24/13 vs. NYJ)

## POSTSEASON

Year	Team	GP	GS	TACKLES			SACKS		INTERCEPTIONS					FUMBLES		
				TT	Solo	Asst.	No.	Yards	No.	Yards	LG	TD	PD	FF	FR	Yards
2003	Baltimore	1	1	2	1	1	0.0	0.0	0	0	0	0	0	0	0	0
2006	Baltimore	1	1	10	9	1	0.0	0.0	0	0	0	0	0	1	0	0
2008	Baltimore	3	3	11	10	1	4.0	35.0	0	0	0	0	0	0	1	0
2009	Baltimore	2	2	10	7	3	1.0	9.0	0	0	0	0	0	1	1	0
2010	Baltimore	2	2	10	9	1	5.0	25.0	0	0	0	0	0	1	0	0
2011	Baltimore	2	2	11	7	4	0.0	0.0	0	0	0	0	1	0	0	0
2012	Baltimore	4	4	21	13	8	2.0	8.0	0	0	0	0	1	1	0	0
<b>Totals</b>		<b>15</b>	<b>15</b>	<b>75</b>	<b>56</b>	<b>19</b>	<b>12.0</b>	<b>77.0</b>	<b>0</b>	<b>0</b>	<b>0</b>	<b>0</b>	<b>2</b>	<b>4</b>	<b>2</b>	<b>0</b>

## DID YOU KNOW?

Terrell Suggs, the 2011 Defensive Player of the Year, owns a franchise-record 94.5 sacks. "Sizzle" posted a team-high 10 sacks in 2013, marking his fifth-career double-digit sack campaign. In Week 5 at Miami, he tied a Ravens' record by notching a sack in his fifth-straight contest. (Paul Kruger - 2012 & Adalius Thomas - 2005 & 2006 - also each had five-game-sack stretches.)

BALTIMORE  
RAVENS

2

TYROD TAYLOR  
QUARTERBACK | 6-1 | 208

COLLEGE: Virginia Tech HS: Hampton (VA)

BORN: 8/3/89, Hampton, VA

EXP. (NFL/RAVENS): 4/4 GP/GS (PLAYOFFS): 13/0 (0/0)

## TRANSACTIONS

Tyrod Taylor was selected by the Ravens in the sixth round (180th overall) of the 2011 NFL Draft.

## CAREER

- Set single-game career highs in every category, completing 15 of 25 passes for 149 yards, and rushing 9 times for 65 yards and 1 TD at Cin. (12/30/12)
- Completed his first-career pass attempt (Anquan Boldin) for 18 yards at SD (12/18/11)
- Scored his first-career TD (an 11-yard run) at Cin. (12/30/12)
- Posted his first-career carry (for 2 yards) at Cle. (12/4/11)

**2013: (3/0)** Played in three games, carrying the ball 8 times for 64 yards and was 1-of-5 passing for 2 yards

- Saw action in the fourth quarter and carried the ball 3 times for 39 yards and was 1-for-4 passing for 2 yards in **game 15 vs. NE (12/22)**
- Saw extended action, carrying the ball 4 times for 7 yards and had 1 reception for 6 yards in the 19-3 win in **game 11 vs. NYJ (11/24)**
- Saw action in a two-QB package and carried the ball once for 18 yards, good for a first down, in the 20-17 overtime win in **game 9 vs. Cin. (11/10)**

**2012: (7/0, 0/0)** Established career highs in passing attempts (29), completions (17), passing yards (179), rushing attempts (14), rushing yards (73) and rushing TDs (1)

- Saw the most extensive action of his career and set career highs in every category, going 15-of-25 for 149 yards and rushing 9 times for 65 yards and his first-career TD in **game 16 at Cin. (12/30)**
- Saw action from scrimmage (lined up at WR) in the victory over the Chiefs in **game 5 at KC (10/7)** and **game 4 vs. Cle. (9/27)**
- Was active, but did not play in all four playoff contests

**2011: (3/0, 0/0)** Saw action in three games, completing his only pass attempt (for 18 yards), and rushed 1 time for 2 yards

- Saw his first extensive action at QB and completed his first-career pass attempt (Anquan Boldin) for 18 yards in **game 14 at SD (12/18)**
- Saw action in his first-career NFL game and carried the ball 1 time for 2 yards as a part of the Ravens' "Wildcat" package in **game 12 at Cle. (12/4)**

**COLLEGE:** Set school records for career total offense (9,213 yards), career passing yards (7,017 yards), career rushing yards by a QB (2,196), career wins by a starting QB (34), career rushing TDs by a QB (23) and TD passes in a season (24 in



2010)...Played in 50 games (42 starts) as a Hokie...Finished his career with 495 completions (865 attempts) for 7,017 yards and 44 TDs...Also rushed 501 times for 2,196 yards and 23 TDs...Compiled a 34-8 record as a starter, including four bowl berths and three appearances in the ACC Championship game...Named ACC Player of the Year after setting career highs in every category, completing 188-of-315 for 2,743 yards and a school record 24 passing TDs in 14 games as a senior in 2010...Also carried the ball 146 times for 659 yards and 5 TDs as he led the Hokies to the ACC Championship and a berth in the Orange Bowl...Completed 136 of 243 passes for 2,311 yards and 13 TDs in 13 games as a junior in 2009...Also rushed 106 times for 370 yards and 5 TDs while leading the Hokies to a 10-3 record and a berth in the Chick-Fil-A Bowl (defeated Tennessee 37-14)...Opened the season as a redshirt but saw the decision reversed in 2008...Completed 99 of 173 passes for 1,036 yards and 2 TDs as a sophomore...Also rushed 147 times for 738 yards and a career-high 7 TDs while leading Virginia Tech to an Orange Bowl victory (20-7 over Cincinnati)...Completed 72 of his 134 passing attempts for 927 yards and 5 TDs after entering the season as the No. 2 QB on the depth chart as a freshman in 2007...Also rushed 102 times for 429 yards and 6 TDs as a freshman...Majored in apparel, housing and resource management at Virginia Tech.

**HIGH SCHOOL, PERSONAL:** Prepped at Hampton (VA) HS, earning *PARADE* All-American honors as an all-purpose player...Rated the No. 1 dual-threat QB in the nation by *Rivals.com* as he accounted for 7,690 yards of total offense and 100 TDs...Passed for 5,144 yards and 44 TDs while rushing for 2,546 yards and 56 scores...A two-time first-team All-State performer who finished his senior year with over 2,300 total yards and 36 TDs...Completed 85 of 164 passes for 1,538 yards and 15 TDs with just 4 INTs and ran for 788 yards and 21 scores...Named the 2006 Gatorade Player of the Year in Virginia as a senior, as well as first-team All-State by the *Associated Press* as a utility player...Earned first-team All-State honors by the VHSCA as a QB and first-team QB and a second-team DB on the *Daily*



# 2 TYROD TAYLOR

Press All-Stars Football team...Earned *Associated Press* and VHSCA first team All-State honors after he rushed for 1,044 yards and 21 TDs while passing for 1,544 yards and 9 scores as a junior, leading Hampton to its 17th state championship... Also named Offensive Player of the Year and first-team QB on the *Daily Press* All-Stars football team...Rated the No. 16 player in the country on the ESPN 150 and the No. 20 overall nationally and the No. 1 athlete in the country by *SuperPrep*... Ranked the No. 1 player in the state of Virginia by *The Roanoke Times*, *Rivals*, *SuperPrep* and *Scout*...Listed as the No. 4 QB in the country by *Scout*...An All-America and All-Atlantic Region selection by *PrepStar*.

**COMMUNITY:** In June 2013, hosted the second annual "Tyrod Taylor Free Youth Football Camp" in Hampton, VA...In 2013, volunteered with Ravens staff and teammates for a build day with Habitat for Humanity of the Chesapeake...Assisted on the construction site of 18 new rowhomes, including three

that were funded by the Ravens Foundation...Participated in the Ravens Hometown Huddle TEAM Challenge held at M&T Bank Stadium...Joined teammates and Ravens cheerleaders to complete various tasks alongside students from Curtis Bay Elementary School...The NFL/United Way Hometown Huddle is a league-wide day of service designed to bring awareness and impact to the issue of youth health and fitness...In Nov. 2013, joined teammates and Operation Welcome Home at BWI Airport to greet 250 active military members as they reunited with families...Additionally, in Dec. 2013, joined teammates at the annual Holiday Helpers event at Target to shop for holiday gifts with Baltimore youth in need and took part in the Giant Holiday Food Giveaway...In 2012, Taylor and teammates visited with patients at Franklin Square Medical Center currently undergoing treatment for breast cancer... Players signed autographs and distributed pink footballs and hats...In Nov. 2012, hosted a Thanksgiving lunch in

## 2013

### GAME-BY-GAME

#### RAVENS

Date/Opp.	PASSING										RUSHING				
	Att.	Comp.	Yards	Comp%	Yds/Att	TD	INT	LG	Sack/Lost	Rating	No.	Yards	Avg.	LG	TD
9/5 @ Den.															
9/15 vs. Cle.															
9/22 vs. Hou.															
9/29 @ Buf.															
10/6 @ Mia.															
10/13 vs. GB															
10/20 @ Pit.															
11/3 @ Cle.															
11/10 vs. Cin.	0	0	0	0.0	0/0	0	0	0	0/0	0.0	1	18	18.0	18	0
11/17 @ Chi.															
11/24 vs. NYJ	1	0	0	0.0	0.00	0	0	0	0/0	39.6	4	7	1.8	17	0
11/28 vs. Pit.															
12/8 vs. Min.															
12/16 @ Det.															
12/22 vs. NE	4	1	2	25.0	0.50	0	1	2	0/0	0.0	3	39	13.0	25	0
12/29 @ Cin.															
<b>Totals</b>	<b>5</b>	<b>1</b>	<b>2</b>	<b>20.0</b>	<b>0.40</b>	<b>0</b>	<b>1</b>	<b>2</b>	<b>0/0</b>	<b>0.0</b>	<b>8</b>	<b>64</b>	<b>8.0</b>	<b>25</b>	<b>0</b>

## 2012

### GAME-BY-GAME

#### RAVENS

Date/Opp.	PASSING										RUSHING				
	Att.	Comp.	Yards	Comp%	Yds/Att	TD	INT	LG	Sack/Lost	Rating	No.	Yards	Avg.	LG	TD
9/10 vs. Cin.	3	2	30	66.7	10.0	0	0	25	0/0	99.3	1	7	7.0	7	0
9/16 @ Phi.															
9/23 vs. NE															
9/27 vs. Cle.	0	0	0	0.0	0.0	0	0	0	0/0	0.0	0	0	0.0	0	0
10/7 @ KC	0	0	0	0.0	0.0	0	0	0	0/0	0.0	0	0	0.0	0	0
10/14 vs. Dal.															
10/21 @ Hou.															
11/4 @ Cle.	0	0	0	0.0	0.0	0	0	0	0/0	0.0	1	4	4.0	0	0
11/11 vs. Oak.	1	0	0	0.0	0.0	0	0	0	0/0	39.6	0	0	0.0	0	0
11/18 @ Pit.															
11/25 @ SD															
12/2 vs. Pit.															
12/9 @ Was.															
12/16 vs. Den.															
12/23 vs. NYG	0	0	0	0.0	0.0	0	0	0	0/0	0.0	0	0	0.0	0	0
12/30 @ Cin.	25	15	149	60.0	5.96	0	1	23	3/30	60.2	9	65	7.2	28	1
<b>Totals</b>	<b>29</b>	<b>17</b>	<b>179</b>	<b>58.6</b>	<b>6.17</b>	<b>0</b>	<b>1</b>	<b>25</b>	<b>3/30</b>	<b>62.3</b>	<b>14</b>	<b>73</b>	<b>5.2</b>	<b>28</b>	<b>1</b>
<b>Playoffs</b>															
1/6/13 vs. Ind.															
1/12/13 @ Den.															
1/20/13 @ NE															
2/3/13 @ SF															
<b>Totals</b>	<b>0</b>	<b>0</b>	<b>0</b>	<b>0.0</b>	<b>0.0</b>	<b>0</b>	<b>0</b>	<b>0</b>	<b>0/0</b>	<b>0.0</b>	<b>0</b>	<b>0</b>	<b>0.0</b>	<b>0</b>	<b>0</b>

# 2 TYROD TAYLOR

downtown Baltimore for a Baltimore City high school football team...Participated in a holiday party for critically-ill children with Casey Cares...Filmed a public service announcement in Jan. 2012 in support of the American Cancer Society Relay for Life events in his hometown of Tidewater, VA...Took part in the Thanksgiving food distribution held at the Helping Up Mission...Continues to support his teammates' community outreach initiatives by participating in Torrey Smith's All-Star Basketball Game, former Raven Anquan Boldin's annual Q-Festival Weekend, Vonta Leach's Celebrity Billiards Event,

Lardarius Webb's Charity Bowling Classic and Jameel McClain's Thanksgiving Dinner at The Salvation Army (2012)... In 2013 he joined teammates for Webb's annual Celebrity Softball Game and Charity Bowling Classic, Torrey Smith's Celebrity Waiter Night, Vonta Leach's "Shoot for A Cure" Billiards event for Breast Cancer Awareness...Supported the organization's charitable initiatives by attending the Ravens' Spring Football Festival and the annual women's event, A Purple Evening, at M&T Bank Stadium.

## 2011

### GAME-BY-GAME

#### RAVENS

Date/Opp.	Att.	Comp.	Yards	PASSING							RUSHING										
				Comp%	Yds/Att	TD	INT	LG	Sack/Lost	Rating	No.	Yards	Avg.	LG	TD						
9/11 vs. Pit.																					
9/18 @ Ten.																					
9/25 @ STL																					
10/2 vs. NYJ																					
10/16 vs. Hou.																					
10/24 @ Jax.																					
10/30 vs. Ari.																					
11/6 @ Pit.																					
11/13 @ Sea.																					
11/20 vs. Cin.																					
11/24 vs. SF																					
12/4 @ Cle.	0	0	0	0.0	0.0	0	0	0	0	0/0	0.0	1	2	2.0	2	0					
12/11 vs. Ind.	0	0	0	0.0	0.0	0	0	0	0	0/0	0.0	0	0	0.0	0	0					
12/18 @ SD	1	1	18	100.0	18.0	0	0	18	2/3	118.8		0	0	0.0	0	0					
12/24 vs. Cle.																					
1/1/12 @ Cin.																					
<b>Totals</b>	<b>1</b>	<b>1</b>	<b>18</b>	<b>100.0</b>	<b>18.0</b>	<b>0</b>	<b>0</b>	<b>18</b>	<b>2/3</b>	<b>118.8</b>		<b>1</b>	<b>2</b>	<b>2.0</b>	<b>2</b>	<b>0</b>					
<b>Playoffs</b>																					
1/15/12 vs. Hou.																					
1/22/12 @ NE																					
<b>Totals</b>	<b>0</b>	<b>0</b>	<b>0</b>	<b>0.0</b>	<b>0.0</b>	<b>0</b>	<b>0</b>	<b>0</b>	<b>0/0</b>	<b>0.0</b>		<b>0</b>	<b>0</b>	<b>0.0</b>	<b>0</b>	<b>0</b>					

## REGULAR SEASON

Year	Team	GP	GS	PASSING									RUSHING					
				Att.	Comp.	Yards	Comp%	Yds/Att	TD	INT	LG	Sack/Lost	Rating	No.	Yards	Avg.	LG	TD
2011	Baltimore	3	0	1	1	18	100.0	18.0	0	0	18	2/3	118.8	1	2	2.0	2	0
2012	Baltimore	7	0	29	17	179	58.6	6.17	0	1	25	3/30	62.3	14	73	5.2	28	1
2013	Baltimore	3	0	5	1	2	20.0	0.40	0	1	2	0/0	0.0	8	64	8.0	25	0
<b>Totals</b>		<b>13</b>	<b>0</b>	<b>35</b>	<b>19</b>	<b>199</b>	<b>54.3</b>	<b>5.69</b>	<b>0</b>	<b>2</b>	<b>25</b>	<b>5/33</b>	<b>47.2</b>	<b>23</b>	<b>139</b>	<b>6.0</b>	<b>28</b>	<b>1</b>

## CAREER SINGLE-GAME HIGHS (REGULAR SEASON)

**Most Attempts:** 25 (12/30/12 at Cin.)  
**Most Completions:** 15 (12/30/12 at Cin.)  
**Most Yards Passing:** 149 (12/30/12 at Cin.)  
**Longest Gain:** 25 (9/10/12 vs. Cin.)  
**Most Touchdowns:** None

**Additional Statistics:** Has 1 reception for 6 yards (11/24/13 vs. NYJ)

## POSTSEASON

Year	Team	GP	GS	PASSING									RUSHING					
				Att.	Comp.	Yards	Comp%	Yds/Att	TD	INT	LG	Sack/Lost	Rating	No.	Yards	Avg.	LG	TD
2011	Baltimore	0	0	0	0	0	0.0	0.0	0	0	0	0/0	0.0	0	0	0.0	0	0
2012	Baltimore	0	0	0	0	0	0.0	0.0	0	0	0	0/0	0.0	0	0	0.0	0	0
<b>Totals</b>		<b>0</b>	<b>0</b>	<b>0</b>	<b>0</b>	<b>0</b>	<b>0.0</b>	<b>0.0</b>	<b>0</b>	<b>0</b>	<b>0</b>	<b>0/0</b>	<b>0.0</b>	<b>0</b>	<b>0</b>	<b>0.0</b>	<b>0</b>	<b>0</b>





BALTIMORE  
RAVENS

83

DEONTE THOMPSON  
WIDE RECEIVER/RETURN SPECIALIST | 6-0 | 203

COLLEGE: Florida HS: Glades Central (FL)

BORN: 2/14/89, Belle Glade, FL

EXP. (NFL/RAVENS): 3/3 GP/GS (PLAYOFFS): 13/0 (0/0)

## TRANSACTIONS

Deonte Thompson signed with the Ravens as a rookie free agent on 5/10/12.

## CAREER

- Established career highs in receptions (10) and receiving yards (96), and averaged a career-high 28.7 yards per KOR (7 for 201) in 2013
- Grabbed a career-high 4 receptions for 50 yards, including a career-long 33-yarder at Buf. (9/29/13)
- Saw action in his first-career NFL game and pulled in his first-career reception (good for 25 yards) vs. Cin. (9/10/12)
- Was one of only two rookie free agents (K Justin Tucker) to make the Ravens' 53-man opening-day roster (2012)



**2013: (7/0)** Established career highs in receptions (10) and receiving yards (96) and averaged a career-high 28.7 yards per KOR (7 for 201)

- Caught 3 receptions for 24 yards in **game 8 at Cle. (11/3)**
- Secured 2 receptions for 11 yards and recorded 4 KORs for 128 yards (32.0 avg.) in the 26-23 victory in **game 5 at Mia. (10/6)**
- Saw his first action of the season and posted career highs in receptions (4), receiving yards (50) and long gain (33), while recording 3 KORs for 73 yards (24.3 avg.) in **game 4 at Buf. (9/29)**

**2012: (6/0, 0/0)** Posted 5 receptions for 51 yards and finished second on the team with 15 KORs for 389 yards (25.9 avg.), including a long of 49, after being one of only two rookie free agents (K Justin Tucker) to make the Ravens' 53-man opening-day roster

- Saw extensive action from scrimmage and finished second on the team with a career-high 4 receptions for 26 yards in **game 16 at Cin. (12/30)**
- Recorded 2 KORs for 52 yards (26.0 avg.), including a long of 32, in the victory over the Chiefs in **game 5 at KC (10/7)**
- Had 3 KORs for 100 yards (33.3 avg.), including a long of 49 in **game 2 at Phi. (9/16)**
- Saw action in his first-career NFL game and pulled in his first-career reception (good for 25 yards) in the 44-13 victory in **game 1 vs. Cin. (9/10)**...Also posted 4 KORs for 88 yards (22.0 avg.) against the Bengals
- Was a game-day inactive in all four playoff contests

**COLLEGE:** Played in 51 career games with the Gators, starting 34, recording 101 receptions for 1,446 yards (14.3 avg.) and 9 TDs...Also participated in men's track and field during the spring of 2008...Appeared in all 13 contests with 10 starts as a senior in 2011...Finished tied for third on the team with 21 catches for 264 yards and 1 TD...Also recorded 2 special teams tackles on the season...Had 12 catches of 10-plus yards, with a long of 41...Recorded 2 receptions for a season-high 45 yards in his 50th-career game against Furman...Had 2 catches for 27 yards and 1 TD, his lone score of the season, in his final game as a Gator...Played in all 13 games as a junior in 2010, starting all but one...Posted a team-high 38 receptions for 507 yards (15.0 avg.) and 1 TD...In 2009, started in all 12 games that he appeared in, recording 24 catches for 343 yards and a career-high 4 TDs...Recorded his first-career start for the Gators in the season opener against Charlestown Southern...Appeared in all 14 games for the Gators as a redshirt sophomore in 2008, recording 18 catches for 269 yards (14.9 avg.) and 3 TDs...Also appeared on special teams with the punt block unit and hands team...Dressed for all 13 games in 2007, but redshirted and did not see any action.

**HIGH SCHOOL, PERSONAL:** Prepped at Glades Central (FL) HS, where he helped lead his squad to the Class 3A State Championship as a senior with 30 receptions for 504 yards and 8 TDs...Recorded 82 rushing yards and 2 TDs in the state title game...Was selected as a U.S. Army All-American, All-State, and rated as the No. 3 WR prospect by *Scout.com*...Named the *South Florida Sun-Sentinel* High School Athlete of the Year...Recorded 35 receptions for 767 yards (21.9 avg.) as a junior...Posted 12 KORs for 515 yards (42.9 avg.) and 2 TDs...Also ran in the 100-meter and 200-meter events for the track and field team.



# 83 DEONTE THOMPSON

**COMMUNITY:** In 2013, hosted his first football camp in Belle Glade, FL, at his alma mater, Glades Central Community High School...Joined teammates in June 2013 to celebrate the annual Ravens Beach Bash in Ocean City, MD...In Nov. 2013, joined teammates in support of the NFL's Salute to Service and PLAY 60 campaign efforts for a special youth football clinic held at Aberdeen Proving Ground for 150 children whose parents currently serve in the U.S. Military...Continues

to support his teammates' and the organization's community efforts...Attended Torrey Smith's Celebrity Waiter Night and James Ihedigbo's inaugural Celebrity Cruise and Casino Night (2013)...In 2012, attended Lardarius Webb's Charity Bowling Classic and James Ihedigbo's Hope Africa Fundraiser... Attended A Purple Evening, the team's annual women's event at M&T Bank Stadium.

## 2013

### GAME-BY-GAME OFFENSE

Date/Opp.	RECEIVING					RUSHING				
	No.	Yds.	Avg.	LG	TD	No.	Yds.	Avg.	LG	TD
9/5 @ Den.	INACTIVE - FOOT					--	--	--	--	--
9/15 vs. Cle.	INACTIVE - FOOT					--	--	--	--	--
9/22 vs. Hou.	INACTIVE - FOOT					--	--	--	--	--
9/29 @ Buf.	4	50	12.5	33	0	0	0	0.0	0	0
10/6 @ Mia.	2	11	5.5	6	0	0	0	0.0	0	0
10/13 vs. GB	0	0	0.0	0	0	0	0	0.0	0	0
10/20 @ Pit.	0	0	0.0	0	0	0	0	0.0	0	0
11/3 @ Cle.	3	24	8.0	10	0	0	0	0.0	0	0
11/10 vs. Cin.	0	0	0.0	0	0	0	0	0.0	0	0
11/17 @ Chi.	1	11	11.0	11	0	0	0	0.0	0	0
11/24 vs. NYJ	INACTIVE					--	--	--	--	--
11/28 vs. Pit.	INACTIVE					--	--	--	--	--
12/8 vs. Min.	INACTIVE					--	--	--	--	--
12/16 @ Det.	INACTIVE					--	--	--	--	--
12/22 vs. NE	INACTIVE					--	--	--	--	--
12/29 @ Cin.	INACTIVE					--	--	--	--	--
<b>Totals</b>	<b>10</b>	<b>96</b>	<b>9.6</b>	<b>33</b>	<b>0</b>	<b>0</b>	<b>0</b>	<b>0.0</b>	<b>0</b>	<b>0</b>

## 2012

### GAME-BY-GAME OFFENSE

Date/Opp.	RECEIVING					RUSHING				
	No.	Yds.	Avg.	LG	TD	No.	Yds.	Avg.	LG	TD
9/10 vs. Cin.	1	25	25.0	25	0	0	0	0.0	0	0
9/16 @ Phi.	0	0	0.0	0	0	0	0	0.0	0	0
9/23 vs. NE	0	0	0.0	0	0	0	0	0.0	0	0
9/27 vs. Cle.	0	0	0.0	0	0	0	0	0.0	0	0
10/7 @ KC	0	0	0.0	0	0	0	0	0.0	0	0
10/14 vs. Dal.	INACTIVE									
10/21 @ Hou.	INACTIVE									
11/4 @ Cle.	INACTIVE									
11/11 vs. Oak.	INACTIVE									
11/18 @ Pit.	INACTIVE									
11/25 @ SD	INACTIVE									
12/2 vs. Pit.	INACTIVE									
12/9 @ Was.	INACTIVE									
12/16 vs. Den.	INACTIVE									
12/23 vs. NYG	INACTIVE									
12/30 @ Cin.	4	26	6.5	11	0	0	0	0.0	0	0
<b>Totals</b>	<b>5</b>	<b>51</b>	<b>10.2</b>	<b>25</b>	<b>0</b>	<b>0</b>	<b>0</b>	<b>0.0</b>	<b>0</b>	<b>0</b>
<b>Playoffs</b>										
1/6/13 vs. Ind.	INACTIVE									
1/12/13 @ Den.	INACTIVE									
1/20/13 @ NE	INACTIVE									
2/3/13 @ SF	INACTIVE									
<b>Totals</b>	<b>0</b>	<b>0</b>	<b>0.0</b>	<b>0</b>	<b>0</b>	<b>0</b>	<b>0</b>	<b>0.0</b>	<b>0</b>	<b>0</b>

## 2013

### GAME-BY-GAME KICKOFF RETURNS

Date/Opp.	No.	Yards	Avg.	LG	TD
9/5 @ Den.	INACTIVE - FOOT				
9/15 vs. Cle.	INACTIVE - FOOT				
9/22 vs. Hou.	INACTIVE - FOOT				
9/29 @ Buf.	3	73	24.3	34	0
10/6 @ Mia.	4	128	32.0	47	0
10/13 vs. GB	0	0	0.0	0	0
10/20 @ Pit.	0	0	0.0	0	0
11/3 @ Cle.	0	0	0.0	0	0
11/10 vs. Cin.	0	0	0.0	0	0
11/17 @ Chi.	0	0	0.0	0	0
11/24 vs. NYJ	INACTIVE				
11/28 vs. Pit.	INACTIVE				
12/8 vs. Min.	INACTIVE				
12/16 @ Det.	INACTIVE				
12/22 vs. NE	INACTIVE				
12/29 @ Cin.	INACTIVE				
<b>Totals</b>	<b>7</b>	<b>201</b>	<b>28.7</b>	<b>47</b>	<b>0</b>

## 2012

### GAME-BY-GAME KICKOFF RETURNS

Date/Opp.	No.	Yards	Avg.	LG	TD
9/10 vs. Cin.	4	88	22.0	27	0
9/16 @ Phi.	3	100	33.3	49	0
9/23 vs. NE	3	81	27.0	36	0
9/27 vs. Cle.	3	68	22.7	25	0
10/7 @ KC	2	52	26.0	32	0
10/14 vs. Dal.	INACTIVE				
10/21 @ Hou.	INACTIVE				
11/4 @ Cle.	INACTIVE				
11/11 vs. Oak.	INACTIVE				
11/18 @ Pit.	INACTIVE				
11/25 @ SD	INACTIVE				
12/2 vs. Pit.	INACTIVE				
12/9 @ Was.	INACTIVE				
12/16 vs. Den.	INACTIVE				
12/23 vs. NYG	INACTIVE				
12/30 @ Cin.	0	0	0.0	0	0
<b>Totals</b>	<b>15</b>	<b>389</b>	<b>25.9</b>	<b>49</b>	<b>0</b>
<b>Playoffs</b>					
1/6/13 vs. Ind.	INACTIVE				
1/12/13 @ Den.	INACTIVE				
1/20/13 @ NE	INACTIVE				
2/3/13 @ SF	INACTIVE				
<b>Totals</b>	<b>0</b>	<b>0</b>	<b>0.0</b>	<b>0</b>	<b>0</b>

## LARGER RETURNS

Over the past two seasons (2012-13), the Ravens' return game has flourished at M&T Bank Stadium. Led by special teams coordinator/associate head coach Jerry Rosburg, the Baltimore unit has produced NFL home bests in KOR average (28.8) and KOR-TDs (3).

### NFL KICKOFF RETURN AVERAGE AT HOME (2012-13)

Rk.	Team	KOR	Yards	Avg.	Long	TD
1.	Baltimore Ravens	47	1,355	28.8	108t	3
2.	Buffalo Bills	33	933	28.3	89t	1
3.	New Orleans Saints	34	931	27.4	82	0

# 83 DEONTE THOMPSON

## REGULAR SEASON

Year	Team	GP	GS	RECEIVING					RUSHING				
				No.	Yards	Avg.	LG	TD	No.	Yards	Avg.	LG	TD
2012	Baltimore	6	0	5	51	10.2	25	0	0	0	0.0	0	0
2013	Baltimore	7	0	10	96	9.6	33	0	0	0	0.0	0	0
<b>Totals</b>		<b>13</b>	<b>0</b>	<b>15</b>	<b>147</b>	<b>9.8</b>	<b>33</b>	<b>0</b>	<b>0</b>	<b>0</b>	<b>0.0</b>	<b>0</b>	<b>0</b>

## CAREER SINGLE-GAME HIGHS (REGULAR SEASON)

### RECEIVING

#### Receptions:

4 2 times (last: 9/29/13 at Buf.)

#### Yardage:

50 (9/29/13 at Buf.)

#### Long Gain:

33 (9/29/13 at Buf.)

#### Touchdowns:

None

### RUSHING

#### Carries:

None

#### Yardage:

None

#### Long Gain:

None

#### Touchdowns:

None

Year	Team	GP	GS	KICKOFF RETURNS					PUNT RETURNS					
				No.	Yards	Avg.	LG	TD	No.	FC	Yards	Avg.	LG	TD
2012	Baltimore	6	0	15	389	25.9	49	0	0	0	0	0.0	0	0
2013	Baltimore	7	0	7	201	28.7	47	0	0	0	0	0.0	0	0
<b>Totals</b>		<b>13</b>	<b>0</b>	<b>22</b>	<b>590</b>	<b>26.8</b>	<b>49</b>	<b>0</b>	<b>0</b>	<b>0</b>	<b>0</b>	<b>0.0</b>	<b>0</b>	<b>0</b>

## POSTSEASON

Year	Team	GP	GS	RECEIVING					RUSHING				
				No.	Yards	Avg.	LG	TD	No.	Yards	Avg.	LG	TD
2012	Baltimore	0	0	0	0	0.0	0	0	0	0	0.0	0	0
<b>Totals</b>		<b>0</b>	<b>0</b>	<b>0</b>	<b>0</b>	<b>0.0</b>	<b>0</b>	<b>0</b>	<b>0</b>	<b>0</b>	<b>0.0</b>	<b>0</b>	<b>0</b>



The Baltimore Ravens have earned nine playoff berths (2012, 2011, 2010, 2009, 2008, 2006, 2003, 2001 and 2000) and two Super Bowl titles (2012 and 2000) in their history. Baltimore's nine playoff berths rank third in the AFC and tie for fifth in the NFL since the 2000 season.



BALTIMORE  
RAVENS

28

**BRYNDEN TRAWICK**

SAFETY | 6-2 | 225

COLLEGE: Troy HS: Sprayberry (Marietta, GA)

BORN: 10/23/89, Marietta, GA

EXP. (NFL/RAVENS): 2/2 GP/GS (PLAYOFFS): 8/0 (0/0)

## TRANSACTIONS

Brynden Trawick was signed to the Ravens' active roster from their practice squad on 10/30/13...Signed to Baltimore's practice squad on 9/24/13...Waived by the Ravens on 9/24/13...Originally signed with the Ravens as a rookie free agent on 5/3/13.

## CAREER

- Tied for third on the team with 8 special teams tackles as a rookie in 2013
- Was one of two rookie free agents (WR Marlon Brown) to make the Ravens' opening-day 53-man roster in 2013



**2013: (8/0)** Tied for third on the team (CB Chykie Brown and S Jeremy Miles) with 8 special teams tackles...Was one of two rookie free agents (WR Marlon Brown) to make the Ravens' opening-day 53-man roster

- Led the team with a career-high-tying 2 solo special teams tackles in the 20-17 overtime win in **game 9 vs. Cin. (11/10)**
- Signed to the Ravens' active roster on 10/29 after being waived by the Ravens and signed to their practice squad on 9/24
- Led the team with a career-high 2 solo special teams tackles in the 14-6 victory in **game 2 vs. Cle. (9/15)**
- Saw action in his first-career NFL game and recorded a special teams tackle in **game 1 at Den. (9/5)**

**COLLEGE:** Was the only player in the Sun Belt to average double-digit tackles (10.2 per game) during the 2011 season, as he collected 123 tackles (75 solo), ranking 16th in the NCAA with his tackles-per-game total...Also spent time at Troy University, Northeast Mississippi Community College and Michigan State during his collegiate career...Was selected to play in the Texas vs. the Nation All-Star Game during his 2012 season at Troy, earning first-team All-Sun Belt honors as a senior after recording 83 tackles, 3 INT

and 4 PD...Finished the season with 1 FR, 2 PD and 2.5 TFL... Was the team leader in tackles for eight contests with a season-high 20 at Western Kentucky...Spent the 2010 season playing for Northeast Mississippi CC, where he recorded 58 tackles, 9 TFL, 6 PD, 4 FFs and 2 FRs...As a redshirt freshman at Michigan State in 2008, he provided depth and saw action on special teams...Redshirted as a true freshman during the 2008 campaign...Graduated with a degree in social science from Troy.

**HIGH SCHOOL, PERSONAL:** Prepped at Sprayberry (Marietta, GA) HS...Three-year starter and ranked one of Georgia's top seniors by *SuperPrep*...Was also ranked among the nation's top safeties by *Scouts, Inc.*, *Rivals.com* and *Scout.com*...Was a two-time All-League and All-County selection...Recorded 69 tackles (51 solo), 1 INT, 2 FRs and 2 blocked PATs as a senior in 2007...Totaled more than 600 all-purpose yards, 4 TDs, caught 15 passes for 195 yards and rushed 17 times for 156 yards during his final high school season...**Last name is pronounced: TRAH-wick.**

**COMMUNITY:** Supports teammates' and the organization's community efforts by attending Lardarius Webb's Charity Bowling Classic and the Ravens' Goodwill Gridiron Halloween party to benefit Goodwill Industries of the Chesapeake.

## THE M&T QB CRUSH

From 2011-13, the Baltimore Ravens produced 72 sacks in their 24 games at M&T Bank Stadium. Those QB drops represent the fourth most in the NFL over that span.

### MOST SACKS AT HOME / 2011-13

Rk.	Team	Sacks	Yards
1.	Minnesota Vikings	80	526
2.	St. Louis Rams	76	471
3.	Arizona Cardinals	75	526
4.	<b>Baltimore Ravens</b>	<b>72</b>	<b>471</b>



# 28 BRYNDEN TRAWICK

## 2013

### GAME-BY-GAME DEFENSE

#### RAVENS

Date/Opp.	TT	Solo	Asst.	Sacks	INT	PD	FF	FR
9/5 @ Den.		SAW ACTION ON SPECIAL TEAMS						
9/15 vs. Cle.		SAW ACTION ON SPECIAL TEAMS						
9/22 vs. Hou.		SAW ACTION ON SPECIAL TEAMS						
9/29 @ Buf.		ON RAVENS PRACTICE SQUAD						
10/6 @ Mia.		ON RAVENS PRACTICE SQUAD						
10/13 vs. GB		ON RAVENS PRACTICE SQUAD						
10/20 @ Pit.		ON RAVENS PRACTICE SQUAD						
11/3 @ Cle.		INACTIVE						
11/10 vs. Cin.		SAW ACTION ON SPECIAL TEAMS						
11/17 @ Chi.		SAW ACTION ON SPECIAL TEAMS						
11/24 vs. NYJ		SAW ACTION ON SPECIAL TEAMS						
11/28 vs. Pit.		INACTIVE - ANKLE						
12/8 vs. Min.		INACTIVE - ANKLE						
12/16 @ Det.		INACTIVE - ANKLE						
12/22 vs. NE		SAW ACTION ON SPECIAL TEAMS						
12/29 @ Cin.		SAW ACTION ON SPECIAL TEAMS						
<b>Totals</b>	<b>0</b>	<b>0</b>	<b>0</b>	<b>0-0</b>	<b>0-0</b>	<b>0</b>	<b>0</b>	<b>0</b>

## 2013

### GAME-BY-GAME SPECIAL TEAMS TACKLES

#### RAVENS

Date/Opp.	TT	Solo	Asst.	FF	FR	BK
9/5 @ Den.	1	1	0	0	0	0
9/15 vs. Cle.	2	2	0	0	0	0
9/22 vs. Hou.	0	0	0	0	0	0
9/29 @ Buf.		ON RAVENS PRACTICE SQUAD				
10/6 @ Mia.		ON RAVENS PRACTICE SQUAD				
10/13 vs. GB		ON RAVENS PRACTICE SQUAD				
10/20 @ Pit.		ON RAVENS PRACTICE SQUAD				
11/3 @ Cle.		INACTIVE				
11/10 vs. Cin.	2	2	0	0	0	0
11/17 @ Chi.	1	1	0	0	0	0
11/24 vs. NYJ	1	1	0	0	0	0
11/28 vs. Pit.		INACTIVE - ANKLE				
12/8 vs. Min.		INACTIVE - ANKLE				
12/16 @ Det.		INACTIVE - ANKLE				
12/22 vs. NE	0	0	0	0	0	0
12/29 @ Cin.	1	1	0	0	0	0
<b>Totals</b>	<b>8</b>	<b>8</b>	<b>0</b>	<b>0</b>	<b>0</b>	<b>0</b>

## REGULAR SEASON

Year	Team	GP	GS	TACKLES			SACKS		INTERCEPTIONS					FUMBLES				
				TT	Solo	Asst.	No.	Yards	No.	Yards	LG	TD	PD	FF	FR	Yards		
2013	Baltimore	8	0	0	0	0	0.0	0.0	0	0	0	0	0	0	0	0	0	0
<b>Totals</b>		<b>8</b>	<b>0</b>	<b>0</b>	<b>0</b>	<b>0</b>	<b>0.0</b>	<b>0.0</b>	<b>0</b>	<b>0</b>	<b>0</b>	<b>0</b>	<b>0</b>	<b>0</b>	<b>0</b>	<b>0</b>	<b>0</b>	<b>0</b>

SPECIAL TEAMS TACKLES (8): 2013 (8)

## CAREER SINGLE-GAME HIGHS (REGULAR SEASON)

Total Tackles:

None

Sacks:

None

Forced Fumbles:

None

Passes Defensed:

None

Solo Tackles:

None

Interceptions:

None

Fumble Recoveries:

None

## M&T BANK SECURITY

The Ravens' "D" has been stout at home for many seasons. Since the 2003 campaign, Baltimore ranks first in fewest points allowed per game among NFL home teams. The Ravens also have the most INTs (122) and have posted the second-most sacks (241).

### BEST NFL DEFENSES AT HOME (2003-13)

#### TOTAL DEFENSE (Fewest Yards Allowed)

1. Pittsburgh . . . . . 276.1
2. **Baltimore . . . . . 286.8**
3. NY Jets . . . . . 303.6

#### POINTS PER GAME (Fewest Allowed)

1. **Baltimore . . . . . 15.8**
2. Pittsburgh . . . . . 16.6
3. New England . . . . . 16.8

#### INTERCEPTIONS (Most in NFL)

1. **Baltimore . . . . . 122**
2. Chicago . . . . . 118
3. New England . . . . . 116

#### SACKS (Most in NFL)

1. Minnesota . . . . . 243
2. **Baltimore . . . . . 241**
3. NY Giants . . . . . 240



BALTIMORE  
**RAVENS**

9

## JUSTIN TUCKER

KICKER | 6-0 | 189

COLLEGE: Texas HS: Westlake (Austin, TX)

BORN: 11/21/89, Houston, TX

EXP. (NFL/RAVENS): 3/3 GP/GS (PLAYOFFS): 32/0 (4/0)

### TRANSACTIONS

Justin Tucker signed with the Ravens as a rookie free agent on 5/29/12.

### HONORS

- Pro Bowler (2013)
- *Associated Press* first-team All-Pro (2013)
- PFWA first-team All-Pro (2013)
- Special Teams Player of the Month (November, 2013)
- Special Teams Player of the Week (Week 15, 2013; Week 12, 2013; Week 10, 2013)
- GMC "Never Say Never" Moment of the Week (Week 15, 2013)
- *USA Today* All-Joe Team (players who are critical to their team, but don't receive Pro Bowl nods) in 2012



### CAREER

- Tucker's 140 points in 2013 are the most in Ravens franchise history
- Made 33-straight FGs in 2013, ranking as the fourth-longest streak in NFL history
- Tucker's 38 FGs made in 2013 are the most in Ravens single-season history, besting Matt Stover (35) in 2000
- His 90.9% FG success rate (30-of-33) in 2012 was the second best by a rookie kicker in NFL history (Blair Walsh, 92.1% in 2012)
- Kicked a franchise-record 61-yard game-winning FG (his sixth-career game-winning FG) as part of a franchise-record 6 FGs (29, 24, 32, 49, 53, 61) in the 18-16 victory at Det. (12/16/13)...Tucker is the only kicker in NFL history to kick FGs from 20, 30, 40, 50 and 60 yards in a single game
- Named AFC Special Teams Player of the Month in November 2013 after connecting on all 14 FGAs and 7 PATs, totaling 49 points in five games
- Nailed a 44-yard FG with 1:42 left in the game to seal the victory for Baltimore at Mia. (10/5/13)...It was his fourth-career (third regular season) game-winning FG
- Connected on his first postseason game-winning FG (a 47-yarder) in double overtime in the 38-35 victory in the Divisional game at Den. (1/12/13)
- Kicked his second-career game-winning FG (first in overtime) on a 38-yarder with 1:07 remaining in the 16-13 OT victory at SD (11/25/12)
- Connected on a franchise-record 7 PATs in the 55-20 victory vs. Oak. (11/11/12)
- Kicked his first game-winning FG (a 27-yarder as time expired) in the 31-30 victory vs. NE (9/23/12)
- Became the Ravens' single-season leader in FGs made of 50-or-more yards (4) as a rookie in 2012...Is the first rookie in NFL history to make 2 50-plus-yard FGs in two games (Greg Zuerlein - STL - became the second on 12/12/12)
- Connected on a franchise single-season-record 42 PATs in 2012
- Established a rookie-franchise-record with 132 points in 2012
- One of only two rookie free agents (Deonte Thompson) to make the Ravens' 53-man opening-day roster (2012)



**2013: (16/0)** Earned his first-career Pro Bowl nod after posting a franchise-record 140 points, including a franchise-record 38 FGM (on 41 attempts) and the second-highest FG percentage in Ravens history (92.7)...Kicked a franchise-record 61-yard game-winning FG (his sixth-career game-winner), as part of a franchise-record 6 FGs (29, 24, 32, 49, 53, 61), in the

18-16 victory at Det. (12/16), becoming the only kicker in NFL history to kick FGs from 20-, 30-, 40-, 50- and 60-yard range in a single game...At one point, he made 33-consecutive FGs, the fourth-longest streak in league history, while his 38 FGs made in 2013 tie (Matt Stover, 2000) for the most in Ravens single-season history

# 9 JUSTIN TUCKER

- Earned Special Teams Player of the Week and the GMC “Never Say Never” Moment of the Week honors after kicking a franchise-record 61-yard game-winning FG (his sixth-career game-winner), as part of a franchise-record 6 FGs (29, 24, 32, 49, 53, 61) in the 18-16 victory in **game 14 at Det. (12/16)**
  - Tied a then-franchise single-game record, connecting on all 5 FGAs with 16 points in the 22-20 win in **game 12 vs. Pit. (11/28)**
  - Named AFC Special Teams Player of the Month for November after connecting on all 14 FGAs and 7 PATs, totaling 49 points in five games
  - Named AFC Special Teams Player of the Week for the second time in three weeks after scoring 13 points, connecting on all 4 FGAs (30, 26, 33, 53) and his lone PAT in the 19-3 win in **game 11 vs. NYJ (11/24)**
  - Earned AFC Special Teams Player of the Week honors after kicking his fifth-career game-winning FG (a 46-yarder in overtime), as well as one other FG in regulation (36 yards), 2 PATs and kicked off 5 times, placing 4 in the end zone, including 3 TBs, in the 20-17 win in **game 9 vs. Cin. (11/10)**
  - Totaled 14 points after connecting on 4 FGAs (42, 50, 25 and 44 yards) and both PATs in the 26-23 victory in **game 5 at Mia. (10/6)**...His 44-yard FG with 1:42 left in the game sealed the victory for Baltimore...It was his fourth-career (third regular season) game-winning FG
- 2012: (16/0, 4/0)** Named to *USA Today's* All-Joe Team in 2012 after playing in all 16 games as a rookie, finishing fourth in the AFC and ninth in the NFL with 132 points (franchise record by a rookie)...Connected on 90.9% of his FGAs (30 of 33), which is the second-best mark in franchise history and second best by a rookie kicker in NFL history...Hit all 42 of his PATs, establishing a single-season franchise record...Tucker kicked two game-winning FGs (11/25 at SD and 9/23 vs. NE)
- in regular season and became the Ravens’ single-season leader of made FGs of 50-or-more yards (4)...Is the first rookie in NFL history to make 2 50-plus-yard FGs in two games (Greg Zuerlein - STL - became the second on 12/12/12)...One of only two rookie free agents (Deonte Thompson) to make the Ravens’ 53-man opening-day roster
  - Kicked his second-career game-winning FG (first in overtime) on a 38-yarder with 1:07 remaining in the 16-13 overtime victory in **game 11 at SD (11/25)**...Was 3-of-3 on FGAs (including a game-tying 38-yarder as time expired in regulation to tie the game)
  - Posted 13 points, while connecting on a franchise-record 7 PATs and both his FGAs (48 and 34) as part of a franchise-record 55-point output in **game 9 vs. Oak. (11/11)**
  - Was true on both FGAs (51 and 54 yards) and his lone PAT in **game 7 at Hou. (10/21)**...Became the Ravens’ single-season leader in FGs made of 50-or-more yards (4)... Became the first rookie in NFL history to make 2 50-plus-yard FGs in two games (Greg Zuerlein - STL - became the second on 12/12/12)
  - Connected on all 3 FGAs (28, 26 and 39) in the 9-6 victory over the Chiefs in **game 5 at KC (10/7)**...Also posted his first-career special teams tackle against the Chiefs
  - Kicked his first game-winning FG (a 27-yarder as time expired) in the 31-30 victory in **game 3 vs. NE (9/23)**
  - Was true on all 3 FGAs, including a then-career-long 56-yarder, and both PATs in **game 2 at Phi. (9/16)**...The 56-yard FG tied a then-team record (Wade Richey)...Became the first rookie in NFL history to make 3 FGs of 48 yards or more in a single game
  - Played in his first-career NFL game and connected on all 5 PATs and 3 FGAs (46, 40 and 39) in **game 1 vs. Cin. (9/10)**
  - Posted 28 points (4 FGs and 16 PATs), helping the Ravens score 124 points in four playoff games

## TUCKER'S NFL NUMBERS

**6**

Career game-winning FGs by K Justin Tucker:

2013: Week 15 at Det., 61-yarder; Week 10 vs. Cin., 46-yarder in OT; Week 5 at Mia., 44-yarder  
2012: Div. Playoff at Den., 47-yarder in 2OT; Week 12 at SD, 38-yarder in OT; Week 3 vs. NE, 27-yarder

**33**

Consecutive FGs Tucker made before finally missing in 2013's Week 16 matchup vs. NE. Tucker's stretch was the fourth-longest streak in NFL history and the longest in the league since former Ravens K Matt Stover hit 36-straight from 2005-06.

**50, 51, 51, 51, 52, 53, 53, 54, 56, 61**

10-career 50-plus-yard FGs by Tucker (on 11 attempts). Tucker produced three games when he's connected on dual 50+ FGs (Week 2 at Phi. & Week 7 at Hou. in 2012, and Week 15 at Det. in 2013).



# 9 JUSTIN TUCKER

## REGULAR SEASON

Year	Team	GP	FIELD GOALS				POINT AFTER TOUCHDOWNS				Points
			FG Made-Att.	Percent	LG	BLK	PAT Made-Att.	Percent	BLK		
2012	Baltimore	16	30-33	90.9	56	0	42-42	100.0	0	132	
2013	Baltimore	16	38-41	92.7	61	0	26-26	100.0	0	140	
<b>Totals</b>		<b>32</b>	<b>68-74</b>	<b>91.9</b>	<b>61</b>	<b>0</b>	<b>68-68</b>	<b>100.0</b>	<b>0</b>	<b>272</b>	

SPECIAL TEAMS TACKLES (1): 2012 (1)

## CAREER SINGLE-GAME HIGHS (REGULAR SEASON)

### SCORING:

Most Points Scored: 18 (12/16/13 at Det.)

### FIELD GOALS:

Number Attempted: 6 (12/16/13 at Det.)  
 Number Made: 6 (12/16/13 at Det.)  
 Longest Attempted: 61 (12/16/13 at Det.)  
 Longest Made: 61 (12/16/13 at Det.)

### PATs:

Number Attempted: 7 (11/11/12 vs. Oak.)  
 Number Made: 7 (11/11/12 vs. Oak.)  
 Consecutive PATs Made: 68 (9/10/12-present)

## POSTSEASON

Year	Team	GP	FIELD GOALS				POINT AFTER TOUCHDOWNS				Points
			FG Made-Att.	Percent	LG	BLK	PAT Made-Att.	Percent	BLK		
2012	Baltimore	4	4-4	100.0	47	0	16-16	100.0	0	28	
<b>Totals</b>		<b>4</b>	<b>4-4</b>	<b>100.0</b>	<b>47</b>	<b>0</b>	<b>16-16</b>	<b>100.0</b>	<b>0</b>	<b>28</b>	

## REGULAR SEASON

Year	Team	FIELD GOALS					Total	Percent
		1-19	20-29	30-39	40-49	50+		
2012	Baltimore	0-0	8-8	8-8	10-13	4-4	30-33	90.9
2013	Baltimore	0-0	10-10	12-13	10-11	6-7	38-41	92.7
<b>Totals</b>		<b>0-0</b>	<b>18-18</b>	<b>20-21</b>	<b>20-24</b>	<b>10-11</b>	<b>68-74</b>	<b>91.9</b>
<b>Pcts.</b>		<b>0.0</b>	<b>100.0</b>	<b>95.2</b>	<b>83.3</b>	<b>90.9</b>	<b>91.9</b>	

(playoff games in gold)

**2012 GAME-BY-GAME (with Baltimore):** (46, 40, 39); (56, 51, 48); (27); (45, 47WR); (28, 26, 39); (38); (51, 54); (43); (48, 34); (26, 41WR, 39); (43, 38, 38); (45, 23); 0; (45); (23, 21, 30, 29); (45WL, 49); **(23); (47); 0; (19, 38)**

**2013 GAME-BY-GAME (with Baltimore):** (25, 30); (50WR, 44WR); (28, 45, 43); (35, 24); (42, 50, 25, 44); (23); (46, 38, 32); (51); (36, 46); (52, 21); (30, 26, 33, 53); (43, 34, 38, 45, 48); 0; (29, 24, 32, 49, 53, 61); (37WL); (38, 22, 34)

## POSTSEASON

Year	Team	FIELD GOALS					Total	Percent
		1-19	20-29	30-39	40-49	50+		
2012	Baltimore	1-1	1-1	1-1	1-1	0-0	4-4	100.0
<b>Totals</b>		<b>1-1</b>	<b>1-1</b>	<b>1-1</b>	<b>1-1</b>	<b>0-0</b>	<b>4-4</b>	<b>100.0</b>
<b>Pcts.</b>		<b>100.0</b>	<b>100.0</b>	<b>100.0</b>	<b>100.0</b>	<b>0.0</b>	<b>100.0</b>	

- Nailed the game-winning 47-yard FG in double-overtime and connected on all 5 PATs in the 38-35 victory in the **Divisional game at Den. (1/12/13)**
- Played in his first-career postseason game and was true on all 3 PATs, his lone FGA (23 yards) and produced touchbacks on all 5 KOs in the 24-9 victory in the **Wild Card Game vs. Ind. (1/6/13)**

**COLLEGE:** Kicked in a variety of roles over his four seasons at Texas...Handled kickoff duties in 52 games and placekicking duties in 25 contests...Kicked off 328 times for an average of 63.3 yards per kickoff and 64 TBs...Posted 190 career points by connecting on 40 of 48 FGAs (83.3%) and all 71 PATs...His 83.3% on FGs is tied for third best all time at Texas...Also a rugby-style punter who registered 155 punts

for 6,283 yards (40.5 yards per punt)...Saw action in all 13 games as a senior, making 17 of 21 FGAs (81.0%), including a long of 52 yards...Earned second-team All-Big 12 honors by the *Associated Press* and one of UT's Frank Denius Most Valuable Special Teams Player Awards...Averaged 64.5 yards per kickoff with 12 TBs, adding 63 punts for 2,471 yards (39.2 average)...Connected on the game-winning FG at in-state rival Texas A&M as time expired, earning his second Big 12 Special Teams Player of the Week award of the season...Appeared in all 12 games in 2010, gaining honorable mention honors from the *Associated Press*...Tallied 96 points after converting 23 of 27 FGAs (85.2%) and 27 of 27 PATs...His 23 FGs made were second on the UT single-season list...Kicked off 65 times for an average of

## 9 JUSTIN TUCKER

61.7 yards per kick with 15 TBs...Added duties as a punter, posting 35 punts for 1,442 yards (41.2 yards per punt)... Handled kickoff and punting duties as a sophomore for the Longhorns as they went 13-1 and earned a spot in the BCS National Championship game...Kicked off 99 times for an average of 62.3 yards per kick, adding 14 TBs...Held opponents to an average starting field position of the 27-yard line...Kicked off 94 times (64.5 yards per kick average) and punted 14 times for 633 yards as a freshman...Posted a 46.8 yards-per-punt average, which is tied for first in Texas' bowl game history, on 5 punts and also kicked off 5 times for 316 yards against No. 10 Ohio State in the Fiesta Bowl... Majored in music at Texas.

**HIGH SCHOOL, PERSONAL:** Prepped at Westlake (Austin, TX) HS...Was a three-year letterman as a placekicker, making 30 of 44 FGs and 155 of 162 PATs...Also saw action at CB, WR and safety...Ranked as the No. 3 placekicker in the nation according to ESPNU...Named third-team 5A All-State by the Texas Sports Writers Association and first-team All-District as a senior...Also tallied 8 receptions for 185 yards and 2 TDs as a receiver...Earned first-team All-District honors and helped Westlake advance to the 5A Division I State Championship game as a junior...Added 45 tackles on defense...Tucker and his fiancée, Amanda Bass, are planning a summer 2015 wedding.

**COMMUNITY:** In July 2013, hosted his first Justin Tucker Charity Golf Tournament to benefit the local community in Joppa, MD...Volunteered with Ravens staff and teammates

for a build day with Habitat for Humanity of the Chesapeake... Helped on the construction site of 18 new rowhomes, including three that were funded by the Ravens Foundation... Hosted a pizza and karaoke party for the families of the Ronald McDonald House Charities of Baltimore...Joined teammates at the tenth annual Ravens and Police Athletic League coat distribution to Baltimore homeless men at the Helping Up Mission...Attended the Kickin' it for Casey Cares event, to benefit the Baltimore foundation that provides ongoing, uplifting programs to critically ill children and their families...Participated in events that promote PLAY 60, the NFL movement for an active generation...Events included the Hispanic Heritage Youth Football Clinic in downtown Baltimore (2012) and the Hometown Huddle Ravens' TEAM Challenge (2012-13)...In 2012, attended the Big Brothers Big Sisters "Biggest Little Tailgate Party" at M&T Bank Stadium... Participated in the Opening Ceremony for Patterson Park's new Youth Sports and Education Center...Continues to support his teammates' community efforts and those of the Ravens organization by attending Vonta Leach's "Shoot for A Cure" Billiards event for breast cancer awareness, Lardarius Webb's Celebrity Softball Game, the Ngata Family Foundation Luau Event and former Raven Jonathan Ogden's "A Ringside Gala"...Attended the Ravens' Spring Football Festival, the Ravens' Goodwill Gridiron Halloween party to benefit Goodwill Industries of the Chesapeake and the Lavender Ladies VIP Dinner, and A Purple Evening, both annual women's events for Purple, the team's official women's club.





BALTIMORE  
RAVENS

93

DEANGELO TYSON  
DEFENSIVE END | 6-2 | 315

COLLEGE: Georgia HS: Statesboro (GA)

BORN: 4/12/89, Statesboro, GA

EXP. (NFL/RAVENS): 3/3 GP/GS (PLAYOFFS): 23/2 (3/0)

## TRANSACTIONS

DeAngelo Tyson was selected by the Ravens in the seventh round (236th overall) of the 2012 NFL Draft.

## CAREER

- Posted his first-career NFL sack in the 20-17 overtime victory vs. Cin. (11/10/13)
- Recorded 11 tackles and 2 PD while playing in 10 games during his rookie campaign (2012)
- Started his first-career NFL game vs. Oak. (11/11/12)
- Played in his first-career game and recorded his first-career tackle (finished with 2 stops) at Hou. (10/21/12)



**2013: (13/0)** Produced 10 tackles (a career-high 9 solo), his first-career sack (finished the season with 2), 1 PD and his first-career INT

- Recorded a career-high 3 solo tackles in **game 15 vs. NE (12/22)**
- Posted his first-career INT, which led to a Ravens' FG six plays later, in the 18-16 victory in **game 14 at Det. (12/16)**
- Garnered 2 solo tackles for a defense that allowed just 3 points and held the Jets to 8% (1-of-12) on third down in **game 11 vs. NYJ (11/24)**
- Posted a sack in his second-consecutive game in **game 10 at Chi. (11/17)**
- Recorded 2 solo tackles and his first-career NFL sack (-4 yards) in the 20-17 overtime win in **game 9 vs. Cin. (11/10)**
- Logged 1 tackle for a defense that did not allow a TD for the second-consecutive contest and held the Texans to 25% (3-of-12) on third down in the 30-9 victory in **game 3 vs. Hou. (9/22)**

**2012: (10/2, 3/0)** Saw action in 10 games, including two starts as a rookie, recording 11 tackles and 2 PD

- Started his first-career game and recorded a career-high 2 PD in the 55-20 victory in **game 9 vs. Oak. (11/11)**
- Saw action in his first-career NFL game and recorded his first-career NFL tackle (finished with 2 stops) in **game 7 at Hou. (10/21)**
- Recorded 5 tackles for a defense that forced 10 turnovers in four playoff games
- Posted 4 tackles for a defense that held the 49ers to 22% on third down (2-of-9) in the 34-31 victory in **Super Bowl XLVII vs. SF (2/3/13)**

**COLLEGE:** Appeared in 50 games (23 starts) during his career at Georgia, totaling 79 tackles (27 solo), 3 sacks (-20 yards), 8.5 TFL (-39 yards), 1 FF, 1 PD and 23 QB pressures...Recorded 20 tackles, 1.5 sacks, 3.5 TFL and 1 PD while starting all 11 games as a senior in 2011...Finished fourth on the team with

11 QB pressures...Was a recipient of the team's Coaches Leadership Award for defense...Selected to the preseason All-SEC second team by the league's coaches...Saw action in 13 games (12 starts) and had a breakout junior season in which he posted 36 tackles (9 solo), 1.5 sacks, 4.0 TFL and 1 FF as a junior in 2010...Part of a defense that held opponents to 3.7 yards per rush and had 24 sacks on the year...Part of a team that went 8-5 on the season (saw action in all 13 games), helping the Bulldogs to a victory over Texas A&M in the Independence Bowl as a sophomore in 2009...Recorded 12 tackles (2 solo) on the season...Named to the All-SEC Freshman team in 2008 by the coaches following his initial college season in which he totaled 11 tackles (5 solo) and 1.0 TFL...Also posted 5 QB pressures.

**HIGH SCHOOL, PERSONAL:** Prepped at Statesboro (GA) HS...Compiled 54 tackles and 9 sacks as a senior in 2007...Named to *USA Today's* All-USA first-team defense squad and *The Atlanta Journal-Constitution* 2007 Class AAAA All-State first team...Honored as a U.S. Army All-American...Selected to the 2008 *SuperPrep* Elite 50, All-America and All-Dixie teams...Selected as a 2008 *Rivals.com* Rivals100 (45) and made their DT rankings in: Quickest (1), Best Athlete (1) and Best Pass Rusher (1)...Member of *Scout.com's* Top 100 (No. 44)...Chosen as No. 45 in *ESPN.com's* Top 150 list...Majored in housing at Georgia.

**COMMUNITY:** Supports teammates' and the organization's community efforts...Attended Lardarius Webb's Celebrity Softball Game, the Ngata Family Foundation Luau Event and Arthur Jones' "Holiday Toy Drive" benefitting the children of St. Vincent's Villa in Baltimore, a home for children with severe emotional and behavioral difficulties...Attended the 10th annual Ravens and Police Athletic League coat distribution to Baltimore homeless men at the Helping Up Mission...Joined teammates in delivering coats and warm weather coats to residents at the shelter...Additionally, took part in the Thanksgiving food distribution held at the Helping Up Mission.



# 93 DeANGELO TYSON

## 2013

### GAME-BY-GAME DEFENSE RAVENS

Date/Opp.	TT	Solo	Asst.	Sacks	INT	PD	FF	FR
9/5 @ Den.	0	0	0	0-0	0-0	0	0	0
9/15 vs. Cle.				INACTIVE				
9/22 vs. Hou.	1	0	1	0-0	0-0	0	0	0
9/29 @ Buf.	0	0	0	0-0	0-0	0	0	0
10/6 @ Mia.	0	0	0	0-0	0-0	0	0	0
10/13 vs. GB	0	0	0	0-0	0-0	0	0	0
10/20 @ Pit.				INACTIVE				
11/3 @ Cle.				INACTIVE				
11/10 vs. Cin.	2	2	0	1-4	0-0	0	0	0
11/17 @ Chi.	1	1	0	1-1	0-0	0	0	0
11/24 vs. NYJ	2	2	0	0-0	0-0	0	0	0
11/28 vs. Pit.	0	0	0	0-0	0-0	0	0	0
12/8 vs. Min.	0	0	0	0-0	0-0	0	0	0
12/16 @ Det.	0	0	0	0-0	1-0	1	0	0
12/22 vs. NE	3	3	0	0-0	0-0	0	0	0
12/29 @ Cin.	1	1	0	0-0	0-0	0	0	0
<b>Totals</b>	<b>10</b>	<b>9</b>	<b>1</b>	<b>2-5</b>	<b>1-0</b>	<b>1</b>	<b>0</b>	<b>0</b>

## 2012

### GAME-BY-GAME DEFENSE RAVENS

Date/Opp.	TT	Solo	Asst.	Sacks	INT	PD	FF	FR
9/10 vs. Cin.				INACTIVE				
9/16 @ Phi.				INACTIVE				
9/23 vs. NE				INACTIVE				
9/27 vs. Cle.				INACTIVE				
10/7 @ KC				INACTIVE				
10/14 vs. Dal.				INACTIVE				
10/21 @ Hou.	2	1	1	0-0	0-0	0	0	0
11/4 @ Cle.	2	0	2	0-0	0-0	0	0	0
11/11 vs. Oak.	0	0	0	0-0	0-0	2	0	0
11/18 @ Pit.	2	1	1	0-0	0-0	0	0	0
11/25 @ SD	0	0	0	0-0	0-0	0	0	0
12/2 vs. Pit.	0	0	0	0-0	0-0	0	0	0
12/9 @ Was.	0	0	0	0-0	0-0	0	0	0
12/16 vs. Den.	2	0	2	0-0	0-0	0	0	0
12/23 vs. NYG	0	0	0	0-0	0-0	0	0	0
12/30 @ Cin.	3	1	2	0-0	0-0	0	0	0
<b>Totals</b>	<b>11</b>	<b>3</b>	<b>8</b>	<b>0-0</b>	<b>0-0</b>	<b>2</b>	<b>0</b>	<b>0</b>
<b>Playoffs</b>								
1/6/13 vs. Ind.	0	0	0	0-0	0-0	0	0	0
1/12/13 @ Den.	1	1	0	0-0	0-0	0	0	0
1/20/13 @ NE				INACTIVE				
2/3/13 @ SF	4	1	3	0-0	0-0	0	0	0
<b>Totals</b>	<b>5</b>	<b>2</b>	<b>3</b>	<b>0-0</b>	<b>0-0</b>	<b>0</b>	<b>0</b>	<b>0</b>

## REGULAR SEASON

Year	Team	GP	GS	TACKLES			SACKS		INTERCEPTIONS					FUMBLES		
				TT	Solo	Asst.	No.	Yards	No.	Yards	LG	TD	PD	FF	FR	Yards
2012	Baltimore	10	2	11	3	8	0.0	0.0	0	0	0	0	2	0	0	0
2013	Baltimore	13	0	10	9	1	2.0	5.0	1	0	0	0	1	0	0	0
<b>Totals</b>		<b>23</b>	<b>2</b>	<b>21</b>	<b>12</b>	<b>9</b>	<b>2.0</b>	<b>5.0</b>	<b>1</b>	<b>0</b>	<b>0</b>	<b>0</b>	<b>3</b>	<b>0</b>	<b>0</b>	<b>0</b>

## CAREER SINGLE-GAME HIGHS (REGULAR SEASON)

<b>Total Tackles:</b> 3 2 times (last: 12/22/13 vs. NE)	<b>Solo Tackles:</b> 3 (12/22/13 vs. NE)
<b>Sacks:</b> 1 2 times (last: 11/17/13 at Chi.)	<b>INTs:</b> 1 (12/16/13 at Det.)
<b>Forced Fumbles:</b> None	<b>Fumble Recoveries:</b> None
<b>Passes Defensed:</b> 2 (11/11/12 vs. Oak.)	

## POSTSEASON

Year	Team	GP	GS	TACKLES			SACKS		INTERCEPTIONS					FUMBLES			
				TT	Solo	Asst.	No.	Yards	No.	Yards	LG	TD	PD	FF	FR	Yards	
2012	Baltimore	3	0	5	2	3	0.0	0.0	0	0	0	0	0	0	0	0	0
<b>Totals</b>		<b>3</b>	<b>0</b>	<b>5</b>	<b>2</b>	<b>3</b>	<b>0.0</b>	<b>0.0</b>	<b>0</b>	<b>0</b>	<b>0</b>	<b>0</b>	<b>0</b>	<b>0</b>	<b>0</b>	<b>0</b>	<b>0</b>

## RAVENS FRANCHISE FIRSTS

EVENT	OPPONENT	DATE	LOCATION
First Win	Oakland Raiders	9/1/96	Memorial Stadium
First Loss	Pittsburgh Steelers	9/8/96	Three Rivers Stadium
First Reception (Vinny Testaverde to TE Brian Kinchen 27 yards - first quarter)	Oakland Raiders	9/1/96	Memorial Stadium
First Touchdown (Vinny Testaverde 9-yard run - first quarter)	Oakland Raiders	9/1/96	Memorial Stadium
First Interception (Ray Lewis - second quarter)	Oakland Raiders	9/1/96	Memorial Stadium
First Field Goal (Matt Stover, 25 yards - second quarter)	Oakland Raiders	9/1/96	Memorial Stadium

BALTIMORE  
RAVENS

91

COURTNEY UPSHAW  
OUTSIDE LINEBACKER | 6-2 | 272

COLLEGE: Alabama HS: Eufaula (AL)

BORN: 12/13/89, Eufaula, AL

EXP. (NFL/RAVENS): 3/3 GP/GS (PLAYOFFS): 32/22 (4/2)

## TRANSACTIONS

Courtney Upshaw was selected by the Ravens with their first-overall pick in the second round (35th overall) of the 2012 NFL Draft...The Ravens traded their first-round choice (29th overall) to Minnesota for its 35th- and 98th-overall selections.

## CAREER

- Has 84 tackles (52 solo), 3 sacks (-23 yards), 4 PD and 2 FRs in two seasons with the Ravens
- Led all Ravens' rookies with 55 tackles (34 solo), 1.5 sacks (-10 yards), 2 PD and 2 FRs while playing in all 16 games (nine starts) in his rookie year (2012)
- Started his first-career game (recording a career-high 6 tackles) at Phi. (9/16/12)
- Played in his first-career NFL game vs. Cin. (9/10/12)



**2013: (16/13)** Started a career-high 13 games recording 29 tackles (18 solo), 2 PD and 1.5 sacks (-13 yards)

- Started and posted 2 tackles and a half-sack (-4 yards) in **game 15 vs. NE (12/22)**
- Subbed and netted 2 solo tackles and a sack (-9 yards) for a defense that allowed 22 rushing yards (fourth fewest by an opponent in franchise history) in the 26-23 victory in **game 5 at Mia. (10/6)**
- Started and had 3 solo tackles for a defense that did not allow a TD for the second-consecutive contest and held the Texans to 25% (3-of-12) on third down in the 30-9 victory in **game 3 vs. Hou. (9/22)**
- Started and netted 2 tackles for a defense that didn't allow a TD and held the Browns to 27% (4-of-15) on third down in the 14-6 victory in **game 2 vs. Cle. (9/15)**

**2012: (16/9, 4/2)** Led all Ravens rookies with 55 tackles (34 solo), 1.5 sacks (-10 yards), 2 PD and 2 FRs...Also contributed 5 special teams stops in his first season

- Started and netted 2 tackles, including his first-career full sack (-4 yards), for a defense that held the Chargers to 20% on third down (3-of-15) in **game 11 at SD (11/25)**
- Netted 4 solo tackles and his first-career PD in the 55-20 victory in **game 9 vs. Oak. (11/11)**
- Started and had 2 tackles and his first-career FR for a defense that forced 4 turnovers in the victory over the Chiefs in **game 5 at KC (10/7)**
- Started his first-career NFL game and posted a career-high 6 tackles, including 5 solo, in **game 2 at Phi. (9/16)**
- Saw action in his first-career NFL game and recorded 4 tackles and a half-sack (first of his career) in the 44-13 victory in **game 1 vs. Cin. (9/10)**
- Recorded 9 tackles (7 solo) and 1 FF for a defense that forced 10 turnovers in four playoff games
- Started and posted 5 tackles (4 solo) and a FF (which was

recovered by the Ravens) for a defense that held the 49ers to 22% on third down (2-of-9) in the 34-31 victory in **Super Bowl XLVII vs. SF (2/3/13)**

**COLLEGE:** Finished his Crimson Tide career with 141 tackles (88 solo), 17.5 sacks (-103 yards), 36.5 TFL, 6 FFs, 3 FRs (1 returned for a TD), 5 PD and 1 INT (which he returned for a 45-yard TD)...Earned first-team All-American honors by *The NFL Draft Report*, *Football Writers Association*, *The Sporting News*, *CBSSports.com*, *Sports Illustrated* and *ESPN.com* as a senior in 2011 and was a finalist for the Lombardi Award (nation's best LB or interior lineman) and the Butkus Award (nation's top LB)...Ranked third on the team, tying his career high with 52 tackles (37 solo), for National Champion Alabama...Had a team-leading 9.5 sacks (-62 yards), which tied for fourth in the SEC and tied for 16th nationally, en route to earning several All-American and first-team All-Conference honors...Finished second in the SEC and 18th nationally with a team-high 18 TFL (-90 yards), ranking seventh on the school's single-season record list...Registered 2 FFs, 1 PD and intercepted another for a 45-yard TD return...Helped the Crimson Tide lead the nation in rush defense (72.1 ypg), total defense (183.6 ypg) and scoring defense (8.2 ppg) on the way to the National Championship...Earned MVP honors after leading the team with 7 tackles (6 solo), including 1 TFL, and 1 FF in the BCS National Championship game against LSU...Established a career high with 52 tackles (32 solo), including 51 in the final 10 contests as a junior in 2010...Led the team with 14.5 TFL, including a team-high 7 sacks...Saw action in all 14 games (one start) and recorded 15 tackles (7 solo), including 1 TFL, and 4 QB hurries on the season as a sophomore in 2009...Played in 13 games and netted 22 tackles (12 solo), with 3 TFL, 1 QB pressure and 2 PD as a freshman...Graduated with a degree in human development from Alabama.

# 91 COURTNEY UPSHAW

**HIGH SCHOOL, PERSONAL:** Prepped at Eufaula (AL) HS... Started at DE and TE, but *Rivals.com* regarded him as the nation's 12th-best OLB prospect and the ninth-best player in the state, placing a four-star rating on the senior...Earned Alabama Class 5A Lineman of the Year honors from the *Alabama Sports Writers Association* and was an *ASWA* Class 5A All-State selection after posting 150 tackles (95 solo), 7 sacks, 1 INT, 3 FRs and 4 PD as a senior...Also caught 20 passes for 496 yards and 3 TDs...Was a consensus All-State pick as a junior, recording 96 tackles (61 solo) with 12 sacks and 3 INTs.

**COMMUNITY:** Supports the community efforts of both his teammates and the Ravens organization by attending A Purple Evening, the annual women's event at M&T Bank Stadium...Joined former teammate Jameel McClain in distributing gifts to children at a Toys for Tots event in Glen Burnie, MD, and supported Lardarius Webb at both his Celebrity Softball Game and Charity Bowling Classic...In 2013, served as a mentor at the Big Brothers Big Sisters of the Greater Chesapeake's MentorZing event.

## 2013

### GAME-BY-GAME DEFENSE

#### RAVENS

Date/Opp.	TT	Solo	Asst.	Sacks	INT	PD	FF	FR
9/5 @ Den.	1	1	0	0-0	0-0	0	0	0
9/15 vs. Cle.	2	1	1	0-0	0-0	0	0	0
9/22 vs. Hou.	3	3	0	0-0	0-0	0	0	0
9/29 @ Buf.	2	1	1	0-0	0-0	0	0	0
10/6 @ Mia.	2	2	0	1-9	0-0	0	0	0
10/13 vs. GB	2	0	2	0-0	0-0	0	0	0
10/20 @ Pit.	2	2	0	0-0	0-0	0	0	0
11/3 @ Cle.	2	0	2	0-0	0-0	0	0	0
11/10 vs. Cin.	4	4	0	0-0	0-0	1	0	0
11/17 @ Chi.	1	1	0	0-0	0-0	0	0	0
11/24 vs. NYJ	2	1	1	0-0	0-0	0	0	0
11/28 vs. Pit.	1	1	0	0-0	0-0	0	0	0
12/8 vs. Min.	1	0	1	0-0	0-0	1	0	0
12/16 @ Det.	1	0	1	0-0	0-0	0	0	0
12/22 vs. NE	2	0	2	0.5-4	0-0	0	0	0
12/29 @ Cin.	1	1	0	0-0	0-0	0	0	0
<b>Totals</b>	<b>29</b>	<b>18</b>	<b>11</b>	<b>1.5-13</b>	<b>0-0</b>	<b>2</b>	<b>0</b>	<b>0</b>

## 2012

### GAME-BY-GAME DEFENSE

#### RAVENS

Date/Opp.	TT	Solo	Asst.	Sacks	INT	PD	FF	FR
9/10 vs. Cin.	4	1	3	0.5-6	0-0	0	0	0
9/16 @ Phi.	6	5	1	0-0	0-0	0	0	0
9/23 vs. NE	4	3	1	0-0	0-0	0	0	0
9/27 vs. Cle.	3	1	2	0-0	0-0	0	0	0
10/7 @ KC	2	1	1	0-0	0-0	0	0	1
10/14 vs. Dal.	6	4	2	0-0	0-0	0	0	0
10/21 @ Hou.	4	2	2	0-0	0-0	0	0	0
11/4 @ Cle.	3	2	1	0-0	0-0	0	0	0
11/11 vs. Oak.	4	4	0	0-0	0-0	1	0	0
11/18 @ Pit.	3	1	2	0-0	0-0	0	0	1
11/25 @ SD	2	1	1	1-4	0-0	0	0	0
12/2 vs. Pit.	4	4	0	0-0	0-0	0	0	0
12/9 @ Was.	4	0	4	0-0	0-0	0	0	0
12/16 vs. Den.	5	4	1	0-0	0-0	1	0	0
12/23 vs. NYG	1	1	0	0-0	0-0	0	0	0
12/30 @ Cin.	0	0	0	0-0	0-0	0	0	0
<b>Totals</b>	<b>55</b>	<b>34</b>	<b>21</b>	<b>1.5-10</b>	<b>0-0</b>	<b>2</b>	<b>0</b>	<b>2</b>
<b>Playoffs</b>								
1/6/13 vs. Ind.	3	3	0	0-0	0-0	0	0	0
1/12/13 @ Den.	1	0	1	0-0	0-0	0	0	0
1/20/13 @ NE	0	0	0	0-0	0-0	0	0	0
2/3/13 @ SF	5	4	1	0-0	0-0	0	1	0
<b>Totals</b>	<b>9</b>	<b>7</b>	<b>2</b>	<b>0-0</b>	<b>0-0</b>	<b>0</b>	<b>1</b>	<b>0</b>

## REGULAR SEASON

Year	Team	GP	GS	TACKLES			SACKS		INTERCEPTIONS					FUMBLES		
				TT	Solo	Asst.	No.	Yards	No.	Yards	LG	TD	PD	FF	FR	Yards
2012	Baltimore	16	9	55	34	21	1.5	10.0	0	0	0	0	2	0	2	5
2013	Baltimore	16	13	29	18	11	1.5	13.0	0	0	0	0	2	0	0	0
<b>Totals</b>		<b>32</b>	<b>22</b>	<b>84</b>	<b>52</b>	<b>32</b>	<b>3.0</b>	<b>23.0</b>	<b>0</b>	<b>0</b>	<b>0</b>	<b>0</b>	<b>4</b>	<b>0</b>	<b>2</b>	<b>5</b>

**SPECIAL TEAMS TACKLES (5):** 2012 (5)

## CAREER SINGLE-GAME HIGHS (REGULAR SEASON)

**Total Tackles:** 6 2 times (last: 10/14/12 vs. Dal.)  
**Solo Tackles:** 5 (9/16/12 at Phi.)  
**Sacks:** 1 2 times (last: 10/6/13 at Mia.)  
**INTs:** None  
**Forced Fumbles:** 1 2 times (last: 11/18/12 at Pit.)  
**Fumble Recoveries:** None  
**Passes Defensed:** 1 3 times (last: 12/8/13 vs. Min.)

**Additional Statistics:** Recorded a FF on special teams (12/9/12 at Was.)

## POSTSEASON

Year	Team	GP	GS	TACKLES			SACKS		INTERCEPTIONS					FUMBLES			
				TT	Solo	Asst.	No.	Yards	No.	Yards	LG	TD	PD	FF	FR	Yards	
2012	Baltimore	4	2	9	7	2	0.0	0.0	0	0	0	0	0	0	1	0	0
<b>Totals</b>		<b>4</b>	<b>2</b>	<b>9</b>	<b>7</b>	<b>2</b>	<b>0.0</b>	<b>0.0</b>	<b>0</b>	<b>0</b>	<b>0</b>	<b>0</b>	<b>0</b>	<b>1</b>	<b>0</b>	<b>0</b>	





BALTIMORE  
RAVENS

71

**RICK WAGNER**  
GUARD/TACKLE | 6-6 | 310

COLLEGE: Wisconsin HS: Nathan Hale (WI)  
BORN: 10/21/89, West Allis, WI  
EXP. (NFL/RAVENS): 2/2 GP/GS (PLAYOFFS): 16/2 (0/0)

## TRANSACTIONS

Rick Wagner was selected by the Ravens in the fifth round (168th overall) of the 2013 NFL Draft.

## CAREER

- Saw action in all 16 games, including two starts as a tight end in the “jumbo” package, as a rookie in 2013
- Started his first-career game (Ravens began the game in their “jumbo” package) and helped protect QB Joe Flacco, allowing him to throw for 342 yards, 2 TDs and no INTs for a 112.6 QB rating vs. GB (10/13/13)



**2013: (16/2)** Saw action in all 16 games, including two starts as a tight end in the “jumbo” package

- Started (Ravens began the game in their “jumbo” package) and saw action on special teams in **game 15 vs. NE (12/22)**
- Played from scrimmage in the “jumbo” package and on special teams in **game 10 at Chi. (11/17)**
- Started his first-career NFL game (Ravens began the game in their “jumbo” package) and helped protect QB Joe Flacco, allowing him to throw for 342 yards, 2 TDs and no INTs for a 112.6 QB rating in **game 6 vs. GB (10/13)**
- Played in his first-career NFL game and saw extended action at RT due to a Michael Oher ankle injury...Helped protect QB Joe Flacco, who set career highs in passing attempts (62) and completions (34), while throwing for 362 yards (14th-career 300-yard game) and 2 TDs in **game 1 at Den. (9/5)**

**COLLEGE:** Appeared in 51 games at Wisconsin, including 37 starts (27 at LT and 10 at RT), missing three games in his career...Served as team captain as a senior in 2012 when he started all 13 games and earned first-team All-Big Ten and Academic All-Big Ten honors, as well as several All-American nods...Was also recognized with the Tom Wiesner Award, presented to a Wisconsin-born player who exhibits the qualities of loyalty, hard work, spirit and dedication...Had a career-high 72 knockdowns and recorded 15 TD-resulting blocks...Helped the Badgers rank 13th nationally averaging 236.4 rushing yards per contest...Blocked for an offense that posted 38 rushing TDs and averaged 5.2 yards per carry, led by RB Montee Ball who amassed 1,830 rushing yards and 22 TDs...Helped pave the way for Ball, who recorded 10 100-yard games and two 200-yard outputs...RB James White added 840 rushing yards and 12 TDs behind the offensive line...Named All-Big Ten honorable mention after starting all 14 games at LT as a junior in 2011...Registered 67 knockdowns

and 11 TD-resulting blocks...Helped Wisconsin rank fourth nationally and lead the conference in scoring offense (44.6 points per game)...Blocked for a Badgers’ rushing attack that led the league and ranked 10th nationally in rushing yards per game (237.4) and 15th nationally in total offense (466.9 ypg)...Helped block for RB Montee Ball, who finished first in the nation with 1,923 rushing yards and set a Big Ten record with 33 rushing TDs...Was an All-Big Ten honorable mention honoree who stepped into the starting lineup and started 10 of the last 11 games at RT as sophomore in 2010...Totaled 51 knockdowns and 8 TD-resulting blocks...The Badgers finished 18th in the country after allowing just 14 sacks on the season...Helped Wisconsin rank 21st in total offense (445.2 ypg) and fifth-nationally in scoring (41.5 ppg)...Also finished 12th in the country in rushing (245.7 ypg)...Paved the way for RBs John White and John Clay, who each amassed 1,000-yard rushing seasons, and Montee Ball, who finished with 996 ground yards...That trio accounted for 46 rushing TDs...Appeared in each of Wisconsin’s final 12 contests as a backup to LT Gabe Carimi, a first-round draft pick (Chicago) in 2011 as a redshirt freshman in 2009...Redshirted as a true freshman in 2008...Graduated with a degree in consumer affairs.

**HIGH SCHOOL, PERSONAL:** Prepped at Nathan Hale (West Allis, WI) HS, where he earned second-team All-Conference and honorable mention All-State honors by the *Community News* as a junior TE...Rated the ninth-best player and No. 1-ranked TE in Wisconsin by the *Wisconsin Sports Network*...Totaled 39 receptions for 900 yards and 6 TDs...Also lettered in basketball.

**COMMUNITY:** In his rookie season, supported Ravens’ team initiatives, including A Purple Evening, the Ravens’ annual women’s event held at M&T Bank Stadium and Ravens Rookie Night.



BALTIMORE  
RAVENS

21

## LARDARIUS WEBB

CORNERBACK/RETURN SPECIALIST | 5-10 | 182

COLLEGE: Nicholls State HS: Beauregard (Opelika, AL)

BORN: 10/12/85, Opelika, AL

EXP. (NFL/RAVENS): 6/6 GP/GS (PLAYOFFS): 67/41 (4/2)

### TRANSACTIONS

Lardarius Webb re-signed with the Ravens (six-year contract) on 4/6/12...Was originally selected by the Ravens in the third round (88th overall) of the 2009 NFL Draft.

### HONORS

- USA Today's All-Joe Team (players who are critical to their team, but don't receive the Pro Bowl nod) in 2011 and 2013

### CAREER

- Has 263 tackles (223 solo), 2 sacks (-9.5 yards), 10 INTs (1 returned for a TD), 65 PD, 2 FFs and 1 FR
- Recorded a team- and career-high 22 PD, which ranked as the second-most in the NFL in 2013
- Tallied a career-high 6 PD vs. Cin. (11/10/13)
- Led the Ravens with a then-career-high 20 PD and 5 INTs (tied for third in the AFC and eighth in the NFL) in 2011
- Scored his first-career PR-TD on a career-long 68-yarder at Cle. (12/4/11)
- Scored his first-career INT-TD on a 73-yard INT return vs. NYJ (10/2/11)
- Recorded his first-career INT (which he returned for 32 yards) vs. Mia. (11/7/10)
- Recorded 35 KORs for 918 yards (26.2 avg.), including a 95-yard TD, in 2009



**2013: (16/16)** Recorded career highs in tackles (74), solo tackles (led the Ravens with 63), PD (led Ravens with 22) and tallied 2 INTs...His 22 PD ranked as the NFL's second most

- Netted 5 solo tackles and led the team with 4 PD in the 29-26 win in **game 13 vs. Min. (12/8)**
- Led the team with 5 solo tackles and 1 PD for a defense that allowed just 3 points and held the Jets to 8% (1-of-12) on third down in the 19-3 win in **game 11 vs. NYJ (11/24)**
- Started and recorded 5 tackles, an INT and a career-high 6 PD (the most in an NFL game in 2013) in the 20-17 overtime win in **game 9 vs. Cin. (11/10)**
- Netted 7 solo tackles for a defense that did not allow a TD for the second-consecutive contest and held the Texans to 25% (3-of-12) on third down in the 30-9 victory in **game 3 vs. Hou. (9/22)**
- Finished second on the team with a season-high 9 tackles, including a team-leading 8 solo, for a defense that didn't allow a TD and held the Browns to 27% (4-of-15) on third down in the 14-6 victory in **game 2 vs. Cle. (9/15)**
- Started, seeing his first game action since a knee injury ended his 2012 season after Week 6 (vs. Dal. - 10/14/12), and produced 1 solo tackle and 1 PD in **game 1 at Den. (9/5)**

**2012: (6/6, 0/0)** Posted 25 tackles (24 solo), 6 PD, 1 FF, 1 FR and 1 INT before being placed on Injured Reserve (knee) on 10/16

- Started and played before injuring his knee in the second quarter in the 31-29 victory in **game 6 vs. Dal. (10/14)**
- Played in his 50th-career game and recorded 3 solo tackles, 1 PD and 1 INT (returned for 8 yards) for a defense that forced 4 turnovers in the victory over the Chiefs in **game 5 at KC (10/7)**
- Netted 7 tackles (6 solo) and 1 FF (recovered by the Ravens) for a defense that forced 4 turnovers in **game 2 at Phi. (9/16)**

**2011: (16/15, 2/2)** Recorded a then-career-high 68 tackles and led the team (tied for third in the AFC and eighth in the NFL) with a career-high 5 INTs for the NFL's third-ranked defense (288.9 ypg)...Baltimore was also fourth against the pass (196.3 ypg) and the league's top red zone defense...Led the team with a then-career-high 20 PD, adding 1 sack and 1 FF... Had a team-high 30 punt returns for 301 yards, including a 68-yard TD

- Returned 2 punts for 72 yards, including a career-long 68-yarder (first-career PR-TD), in the 24-10 victory in **game 12 at Cle. (12/4)**...Also posted 2 solo tackles
- Produced 4 tackles (3 solo), a half-sack, 1 INT and 2 PD for a defense that recorded a franchise-record-tying 9 sacks in the 16-6 victory in **game 11 vs. SF (11/24)**...His end zone INT prevented a 49ers' TD as the first half expired

# 21 LARDARIUS WEBB

- Netted 2 tackles, a then-career-high-tying 3 PD and an INT, returned 73 yards for his first-career TD (part of a NFL record-tying 3 defensive TDs) in **game 4 vs. NYJ (10/2)**
- Started for the first time since 2009 and led the team with a career-high 11 tackles and also posted a half-sack and 2 PD for a defense that forced a franchise-record 7 turnovers (4 FRs and 3 INTs) in the 35-7 victory in the **season opener vs. Pit. (9/11)**...Also had 1 KOR for 37 yards against the Steelers
- Posted 10 tackles, 5 PD and led the team with an NFL playoff-high 3 INTs for a team that forced 7 turnovers in two playoff games...With his 3 INTs in the playoffs, Webb tied Duane Starks (2000) for most picks by a Raven in a single postseason
- Netted 6 tackles, 1 PD and 1 INT for a defense that picked off QB Tom Brady twice, not allowing him to throw a TD and holding him to a 57.5 QB rating in the **AFC Championship at NE (1/22/12)**
- Tied a postseason franchise record with 2 INTs, as well as a career-high 4 PD and 4 solo tackles, for a team that forced 4 turnovers in the **Divisional Playoff vs. Hou. (1/15/12)**

**2010: (15/0, 2/0)** Established a then-career-high with 60 tackles (56 solo), 11 PD and 2 INTs (returned for 32 yards)... Also handled 21 punts for 199 yards (9.5 avg.)

- Posted a then-career-high 9 tackles (all solo) and 2 PD (one of which led to an Ed Reed INT and a FG 7 plays later) for a defense that forced 5 turnovers in **game 16 vs. Cin. (1/2/11)**
- Tied for the team lead with 7 tackles for a defense that held the Saints to 27 yards rushing (sixth-fewest allowed in franchise history) in the 30-24 victory in **game 14 vs. NO (12/19)**
- Posted 5 solo tackles, 1 PD and his first-career INT (returned for 32 yards) for a defense that forced 3 turnovers in the 26-10 win in **game 8 vs. Mia. (11/7)**

**2009: (14/4, 0/0)** Started four games at CB before being placed on Injured Reserve (knee) on 12/22...Posted 36 tackles (25 solo), 6 PD and 1 sack from scrimmage and added 11 special teams stops...Also led the Ravens with 35 KORs for 918 yards (26.2 avg.), including a 95-yard TD return

- Started and recorded 4 tackles from scrimmage before leaving the game with a knee injury (and subsequently being placed on IR) in **game 14 vs. Chi. (12/20)**
- Started his first-career game and responded with then-career highs in tackles (9) and PD (3) in the 20-17 overtime win in **game 11 vs. Pit. (11/29)**...Also had 4 KORs for 85 yards (21.3 avg.), with a long of 30, against the Steelers
- Collected 2 solo tackles and his first-career sack (-4 yards) for a defense that held the Browns to 160 total yards in the 16-0 shutout in **game 9 at Cle. (11/16)**...Also

had 1 KOR for 31 yards and a special teams stop

- Returned the opening second-half KO 95 yards for his first-career TD (finished with 2 KORs for 112 yards) and had a special teams tackle in **game 7 vs. Den. (11/1)**...It was the team's first KOR-TD since 2007...Also posted his first-career tackle from scrimmage (finished with 4 stops) for a defense that held the Broncos to 200 total yards and 3-of-13 on third down

**COLLEGE:** Two-time Division I-AA All-American choice by the *Associated Press*, *Sports Network*, the Walter Camp Foundation (as a junior) and *AFCA* (as a senior) and was a two-time *College Sporting News* Fabulous Fifty selection...Was also an All-Southland Conference honoree at DB and returner as a senior...Named the Nicholls State 2008-09 Outstanding Male Student-Athlete of the Year... Transferred to Nicholls State from Southern Mississippi after his sophomore season...Played in 46 total games (26 at Southern Miss and 20 at Nicholls State), starting 23 (20 at Nicholls State and three at Southern Miss)...Recorded 179 tackles (144 solo), 24 PD, 8 TFL, 7 INTs, 3 sacks, 2 FRs and 1 FF, while also amassing 1,060 yards and 3 TDs on KORs, and added 425 punt return yards in his collegiate career...Earned Div. I-AA All-American honors from the *Associated Press*, *Sports Network* and *AFCA* at Nicholls State as a senior in 2008...Started all nine games, tying a career high with 55 tackles, (career-high 50 solo), 7 PD, 3 sacks (-25 yards), 2 INTs, 2 FRs and 1 FF...Led the team in all-purpose yards (661), returning 16 KOs for 472 yards and 1 TD and 10 punts for 152 yards and 1 TD...Named a Division I-AA All-American by the *Associated Press*, *Walter Camp Foundation* and *Sports Network*, while earning *College Sporting News* Fabulous Fifty honors and was named the SLC and LSWA Newcomer of the Year in his first year at Nicholls State as a junior in 2007...Also tabbed as a first-team All-Southland Conference performer as a safety and second-team All-SLC as a returner...Started all 11 games, netting 51 tackles (36 solo), 8 PD and a career-high 5 INTs, returning 3 for TDs... Combined with teammate Kareem Moore to return 4 INTs for scores against Northwestern State to tie the NCAA record

## 2013

### GAME-BY-GAME DEFENSE

#### RAVENS

Date/Opp.	TT	Solo	Asst.	Sacks	INT	PD	FF	FR
9/5 @ Den.	1	1	0	0-0	0-0	1	0	0
9/15 vs. Cle.	9	8	1	0-0	0-0	0	0	0
9/22 vs. Hou.	7	7	0	0-0	0-0	0	0	0
9/29 @ Buf.	1	1	0	0-0	0-0	0	0	0
10/6 @ Mia.	4	4	0	0-0	0-0	2	0	0
10/13 vs. GB	6	3	3	0-0	0-0	1	0	0
10/20 @ Pit.	4	4	0	0-0	0-0	0	0	0
11/3 @ Cle.	6	5	1	0-0	0-0	1	0	0
11/10 vs. Cin.	5	2	3	0-0	1-0	6	0	0
11/17 @ Chi.	4	4	0	0-0	0-0	1	0	0
11/24 vs. NYJ	5	5	0	0-0	0-0	1	0	0
11/28 vs. Pit.	5	4	1	0-0	0-0	1	0	0
12/8 vs. Min.	5	5	0	0-0	0-0	4	0	0
12/16 @ Det.	4	4	0	0-0	0-0	1	0	0
12/22 vs. NE	4	3	1	0-0	0-0	1	0	0
12/29 @ Cin.	4	3	1	0-0	1-19	2	0	0
<b>Totals</b>	<b>74</b>	<b>63</b>	<b>11</b>	<b>0-0</b>	<b>2-19</b>	<b>22</b>	<b>0</b>	<b>0</b>



# 21 LARDARIUS WEBB

## 2012

### GAME-BY-GAME DEFENSE RAVENS

Date/Opp.	TT	Solo	Asst.	Sacks	INT	PD	FF	FR
9/10 vs. Cin.	7	7	0	0-0	0-0	1	0	1
9/16 @ Phi.	7	6	1	0-0	0-0	0	1	0
9/23 vs. NE	2	2	0	0-0	0-0	1	0	0
9/27 vs. Cle.	6	6	0	0-0	0-0	3	0	0
10/7 @ KC	3	3	0	0-0	1-8	1	0	0
10/14 vs. Dal.	0	0	0	0-0	0-0	0	0	0
10/21 @ Hou.				INJURED RESERVE - KNEE				
11/4 @ Cle.				INJURED RESERVE - KNEE				
11/11 vs. Oak.				INJURED RESERVE - KNEE				
11/18 @ Pit.				INJURED RESERVE - KNEE				
11/25 @ SD				INJURED RESERVE - KNEE				
12/2 vs. Pit.				INJURED RESERVE - KNEE				
12/9 @ Was.				INJURED RESERVE - KNEE				
12/16 vs. Den.				INJURED RESERVE - KNEE				
12/23 vs. NYG				INJURED RESERVE - KNEE				
12/30 @ Cin.				INJURED RESERVE - KNEE				
<b>Totals</b>	<b>25</b>	<b>24</b>	<b>1</b>	<b>0-0</b>	<b>1-8</b>	<b>6</b>	<b>1</b>	<b>1</b>
<b>Playoffs</b>								
1/6/13 vs. Ind.				INJURED RESERVE - KNEE				
1/12/13 @ Den.				INJURED RESERVE - KNEE				
1/20/13 @ NE				INJURED RESERVE - KNEE				
2/3/13 @ SF				INJURED RESERVE - KNEE				
<b>Totals</b>	<b>0</b>	<b>0</b>	<b>0</b>	<b>0-0</b>	<b>0-0</b>	<b>0</b>	<b>0</b>	<b>0</b>

## 2010

### GAME-BY-GAME DEFENSE RAVENS

Date/Opp.	TT	Solo	Asst.	Sacks	INT	PD	FF	FR
9/13 @ NYJ				INACTIVE - KNEE				
9/19 @ Cin.	0	0	0	0-0	0-0	0	0	0
9/26 vs. Cle.	1	1	0	0-0	0-0	0	0	0
10/3 @ Pit.	2	2	0	0-0	0-0	2	0	0
10/10 vs. Den.	6	5	1	0-0	0-0	1	0	0
10/17 @ NE	5	5	0	0-0	0-0	1	0	0
10/24 vs. Buf.	3	3	0	0-0	0-0	0	0	0
11/7 vs. Mia.	5	5	0	0-0	1-32	1	0	0
11/11 @ Atl.	8	8	0	0-0	0-0	0	0	0
11/21 @ Car.	1	0	1	0-0	0-0	0	0	0
11/28 vs. TB	3	3	0	0-0	0-0	0	0	0
12/5 vs. Pit.	1	1	0	0-0	0-0	0	0	0
12/13 @ Hou.	6	6	0	0-0	0-0	2	0	0
12/19 vs. NO	7	5	2	0-0	0-0	1	0	0
12/26 @ Cle.	3	3	0	0-0	1-0	1	0	0
1/2/11 vs. Cin.	9	9	0	0-0	0-0	2	0	0
<b>Totals</b>	<b>60</b>	<b>56</b>	<b>4</b>	<b>0-0</b>	<b>2-32</b>	<b>11</b>	<b>0</b>	<b>0</b>
<b>Playoffs</b>								
1/9/11 @ KC	2	2	0	0-0	0-0	0	0	0
1/15/11 @ Pit.	3	3	0	0-0	0-0	0	0	0
<b>Totals</b>	<b>5</b>	<b>5</b>	<b>0</b>	<b>0-0</b>	<b>0-0</b>	<b>0</b>	<b>0</b>	<b>0</b>

## 2011

### GAME-BY-GAME DEFENSE RAVENS

Date/Opp.	TT	Solo	Asst.	Sacks	INT	PD	FF	FR
9/11 vs. Pit.	11	9	2	0.5-4.5	0-0	2	0	0
9/18 @ Ten.	10	9	1	0-0	0-0	1	0	0
9/25 @ STL	4	4	0	0-0	1-0	1	0	0
10/2 vs. NYJ	2	1	1	0-0	1-73t	3	0	0
10/16 vs. Hou.	7	6	1	0-0	0-0	0	1	0
10/24 @ Jax.	2	0	2	0-0	0-0	0	0	0
10/30 vs. Ari.	2	2	0	0-0	0-0	1	0	0
11/6 @ Pit.	6	6	0	0-0	0-0	0	0	0
11/13 @ Sea.	4	2	2	0-0	0-0	2	0	0
11/20 vs. Cin.	4	4	0	0-0	1-4	2	0	0
11/24 vs. SF	4	3	1	0.5-1	1-0	2	0	0
12/4 @ Cle.	2	2	0	0-0	0-0	0	0	0
12/11 vs. Ind.	5	5	0	0-0	0-0	0	0	0
12/18 @ SD	0	0	0	0-0	0-0	0	0	0
12/24 vs. Cle.	2	2	0	0-0	1-4	4	0	0
1/1/12 @ Cin.	3	0	3	0-0	0-0	2	0	0
<b>Totals</b>	<b>68</b>	<b>55</b>	<b>13</b>	<b>1-5.5</b>	<b>5-81</b>	<b>20</b>	<b>1</b>	<b>0</b>
<b>Playoffs</b>								
1/15/12 vs. Hou.	4	4	0	0-0	2-1	4	0	0
1/22/12 @ NE	6	4	2	0-0	1-0	1	0	0
<b>Totals</b>	<b>10</b>	<b>8</b>	<b>2</b>	<b>0-0</b>	<b>3-1</b>	<b>5</b>	<b>0</b>	<b>0</b>

## 2009

### GAME-BY-GAME DEFENSE RAVENS

Date/Opp.	TT	Solo	Asst.	INT	FF	FR	Sacks	PD
9/13 vs. KC				SAW ACTION ON SPECIAL TEAMS				
9/20 @ SD				SAW ACTION ON SPECIAL TEAMS				
9/27 vs. Cle.				SAW ACTION ON SPECIAL TEAMS				
10/4 @ NE				SAW ACTION ON SPECIAL TEAMS				
10/11 vs. Cin.				SAW ACTION ON SPECIAL TEAMS				
10/18 @ Min.	0	0	0	0-0	0	0	0-0	0
11/1 vs. Den.	4	3	1	0-0	0	0	0-0	0
11/8 @ Cin.	6	6	0	0-0	0	0	0-0	1
11/16 @ Cle.	2	2	0	0-0	0	0	1-4	0
11/22 vs. Ind.	2	1	1	0-0	0	0	0-0	0
11/29 vs. Pit.	9	2	7	0-0	0	0	0-0	3
12/7 @ GB	5	4	1	0-0	0	0	0-0	1
12/13 vs. Det.	4	4	0	0-0	0	0	0-0	1
12/20 vs. Chi.	4	3	1	0-0	0	0	0-0	0
12/27 @ Pit.				INJURED RESERVE - KNEE				
1/3/10 @ Oak.				INJURED RESERVE - KNEE				
<b>Totals</b>	<b>36</b>	<b>25</b>	<b>11</b>	<b>0-0</b>	<b>0</b>	<b>0</b>	<b>1-4</b>	<b>6</b>
<b>Playoffs</b>								
1/10/10 @ NE				INJURED RESERVE - KNEE				
1/16/10 @ Ind.				INJURED RESERVE - KNEE				
<b>Totals</b>	<b>0</b>	<b>0</b>	<b>0</b>	<b>0-0</b>	<b>0</b>	<b>0</b>	<b>0-0</b>	<b>0</b>

for most in a game and set the NCAA mark for most in a half...Returned a school record 96-yard punt for a TD against Texas State, which was 2 yards shy of the NCAA record... Was second in the SLC, averaging 17.1 yards per punt return and 26.7 yards per return on KOs...Burst onto the scene with a school-record-tying 3 INTs, including 1 returned for a score, in the win over Division I-FCS Rice...Saw action in 14 games, starting three, establishing a career high with 55 tackles (44 solo) and a career-high 8 PD as a sophomore at Southern Miss in 2006...Played in 12 games as a freshman, netting 18 tackles and 1 PD.

**HIGH SCHOOL, PERSONAL:** Played both QB and DB at Beauregard (Opelika, AL) HS...Earned first-team All-State honors as a junior and senior...Also named team MVP and was selected to play in the Mississippi/Alabama All-Star

game...Rushed for 738 yards with 15 rushing TDs and passed for 412 yards with 4 TDs as a senior...Netted 52 tackles, 3 FRs and led the state of Alabama with 10 INTs as a senior... Rushed for 1,011 yards with 12 TDs and passed for 731 yards and 6 TDs as a junior...Also produced 47 tackles, 2 FRs and 7 INTs on defense...Also lettered in basketball, where he was an All-State selection as a senior...Webb's cousin, Mitch Richmond, was a 15-year NBA veteran, who scored over 20,000 career points.

**COMMUNITY:** Founded the Lardarius Webb Foundation, which focuses on providing aid to underprivileged children and their families in Webb's hometown of Opelika, AL, and the Baltimore community...Held free football camps for youth in Opelika, AL, and in Thibodaux, LA, at his alma mater Nicholls State's campus...In June 2013, hosted an additional

# 21 LARDARIUS WEBB

youth football camp at McDaniel College, MD...Hosted his fifth annual Lardarius Webb Charity Softball Game at M&T Bank Stadium (June 2014) and his fourth annual Charity Bowling Classic in Timonium, MD (Oct. 2013)...Provided over 600 local families with Thanksgiving dinner baskets at the Aberdeen and Webster Kendrick Boys and Girls Clubs (2012-13)...In 2013, Webb was named an ambassador for United Way of Central Maryland to help change the odds for low-income families facing poverty...In addition, became a representative for United Way's TEAM NFL, a group of players from around the league who help reduce the high school dropout rate by recruiting volunteer readers, tutors and mentors...In Nov. 2013, helped serve lunch to families in need at St. Paul's Place, a Baltimore-area soup kitchen... Joined in hosting a ribbon-cutting ceremony for the grand

opening of a youth development park in the Park Heights community of Baltimore (2013)...Represented the Ravens as the celebrity lighter for the Baltimore Monument Lighting in downtown Baltimore (2012)...Continues to support teammates' community efforts by attending Corey Graham's Red Cross Blood Drive, Torrey Smith's inaugural Celebrity Waiter Night, James Ihegigbo's Celebrity Cruise and Casino Night and Vonta Leach's "Shoot for A Cure" event, benefiting breast cancer awareness, OJ Brigance's Fiesta 5K Race and Ray Rice Day in Towson, MD...Supports Ravens' community efforts by attending the Ravens Goodwill Gridiron Halloween party to benefit Goodwill Industries of the Chesapeake (Oct. 2013) and the Ravens ACT Auction Party.

## REGULAR SEASON

Year	Team	GP	GS	TACKLES			SACKS		INTERCEPTIONS					FUMBLES		
				TT	Solo	Asst.	No.	Yards	No.	Yards	LG	TD	PD	FF	FR	Yards
2009	Baltimore	14	4	36	25	11	1.0	4.0	0	0	0	0	6	0	0	0
2010	Baltimore	15	0	60	56	4	0.0	0.0	2	32	32	0	11	0	0	0
2011	Baltimore	16	15	68	55	13	1.0	5.5	*5	*81	73t	1	*20	1	0	0
2012	Baltimore	6	6	25	24	1	0.0	0.0	1	8	8	0	6	1	1	0
2013	Baltimore	16	16	74	*63	11	0.0	0.0	2	19	19	0	*22	0	0	0
<b>Totals</b>		<b>67</b>	<b>41</b>	<b>263</b>	<b>223</b>	<b>40</b>	<b>2.0</b>	<b>9.5</b>	<b>10</b>	<b>140</b>	<b>73t</b>	<b>1</b>	<b>65</b>	<b>2</b>	<b>1</b>	<b>0</b>

\*LED TEAM

SPECIAL TEAMS TACKLES (11): 2009 (11)

## CAREER SINGLE-GAME HIGHS (REGULAR SEASON)

<b>Total Tackles:</b> 11 (9/11/11 vs. Pit.)	<b>Solo Tackles:</b> 9 3 times (last: 9/18/11 at Ten.)
<b>Sacks:</b> 1 (11/16/09 at Cle.)	<b>INTs:</b> 1 10 times (last: 12/29/13 at Cin.)
<b>Forced Fumbles:</b> 1 2 times (last: 9/16/12 at Phi.)	<b>Fumble Recoveries:</b> 1 (9/10/12 vs. Cin.)
<b>Passes Defensed:</b> 6 (11/10/13 vs. Cin.)	

## REGULAR SEASON

Year	Team	GP	GS	KICKOFF RETURNS					PUNT RETURNS					
				No.	Yards	Avg.	LG	TD	No.	FC	Yards	Avg.	LG	TD
2009	Baltimore	14	4	35	918	26.2	95t	1	0	0	-1	-1.0	-1	0
2010	Baltimore	15	0	0	0	0.0	0	0	21	12	199	9.5	35	0
2011	Baltimore	16	15	2	59	29.5	37	0	30	20	301	10.0	68t	1
2012	Baltimore	6	6	0	0	0.0	0	0	1	5	9	9.0	9	0
2013	Baltimore	16	16	0	0	0.0	0	0	1	7	13	13.0	13	0
<b>Totals</b>		<b>67</b>	<b>41</b>	<b>37</b>	<b>977</b>	<b>26.4</b>	<b>95t</b>	<b>1</b>	<b>53</b>	<b>44</b>	<b>521</b>	<b>9.8</b>	<b>68t</b>	<b>1</b>

## POSTSEASON

Year	Team	GP	GS	TACKLES			SACKS		INTERCEPTIONS					FUMBLES			
				TT	Solo	Asst.	No.	Yards	No.	Yards	LG	TD	PD	FF	FR	Yards	
2009	Baltimore	--	--	INJURED RESERVE - KNEE			--	--	--	--	--	--	--	--	--	--	--
2010	Baltimore	2	0	5	5	0	0.0	0.0	0	0	0	0	0	0	0	0	0
2011	Baltimore	2	2	10	8	2	0.0	0.0	3	1	1	0	5	0	0	0	0
2012	Baltimore	--	--	INJURED RESERVE - KNEE			--	--	--	--	--	--	--	--	--	--	--
<b>Totals</b>		<b>4</b>	<b>2</b>	<b>15</b>	<b>13</b>	<b>2</b>	<b>0.0</b>	<b>0.0</b>	<b>3</b>	<b>1</b>	<b>1</b>	<b>0</b>	<b>5</b>	<b>0</b>	<b>0</b>	<b>0</b>	<b>0</b>

## DID YOU KNOW?

CB Lardarius Webb earned *USA Today* All-Joe Team (players who are critical to their team, but don't receive Pro Bowl nods) for the second time in 2013 (also earned the honor in 2011). Webb led the Ravens and finished second in the NFL with a career-high 20 PD, including a career-high 6 against the Cincinnati Bengals (11/10/13).



BALTIMORE  
RAVENS

98

**BRANDON WILLIAMS**  
DEFENSIVE TACKLE | 6-1 | 335

COLLEGE: Missouri Southern State HS: Rockwood Summit (MO)  
BORN: 2/21/89, St. Louis, MO  
EXP. (NFL/RAVENS): 2/2 GP/GS (PLAYOFFS): 7/0 (0/0)

## TRANSACTIONS

Brandon Williams was selected by the Ravens in the third round (94th overall) of the 2013 NFL Draft.

## CAREER

- Recorded his first-career sack (-5 yards) at Pit. (10/20/13)
- Recorded his first-career tackle at Mia. (10/6/13)
- Played in his first-career NFL game and recorded his first-career FR, which led to a Ravens' TD three plays later, at Buf. (9/29/13)



**2013: (7/0)** Produced 6 tackles, 1 sack (-5 yards) and 1 FR as a backup along the D-line in his rookie year

- Recorded his first-career sack (-5 yards) in **game 7 at Pit. (10/20)**
- Posted a career-high 2 tackles in **game 6 vs. GB (10/13)**
- Recorded his first-career tackle (a TFL) for a defense that allowed 22 rushing yards (fourth fewest by an opponent in franchise history) in the 26-23 victory in **game 5 at Mia. (10/6)**
- Played in his first-career NFL game (missed the first three contests with a toe injury) and recorded his first-career FR (that led to a Ravens' TD three plays later) for a defense that forced 3 turnovers in **game 4 at Buf. (9/29)**

**COLLEGE:** Played in 42 games (30 starts), recording 191 tackles (87 solo), 52.5 TFL (-238 yards), 27 sacks (-166 yards), 14 PD and 6 FFs...His 27 career sacks are a Missouri Southern State school record, while his 52.5 career TFL are also a school best...Was the MIAA Defensive Player of the Year after starting all 11 games, finishing second on the team with a career-high 68 tackles (31 solo) and led the Lions with a career-best 5 FFs...Also led the team with 16.5 TFL (-58 yards) and 8.5 sacks (-39 yards) en route to earning All-American honors...Became the school's all-time sacks leader after recording his 27th-career QB drop...Had a season-high 11 tackles (6 solo), 3 TFL (-18 yards), 2 sacks (-17 yards) and 2 FFs en route to earning *BSN* National Defensive Player of the Week honors against Southwest Baptist...Started 9 games and recorded 35 tackles (19 solo), 16 TFL (-78 yards), 8 sacks (-55 yards) and a career-high 5 PD helping him earn All-American, All-MIAA and All-Region first-team honors as a junior in 2011...His TFL and sack totals not only led the defensive unit, but also each finished tied for fourth on the school's single-season record list...Led the conference and finished 11th nationally after averaging 1.8 TFL per contest... Was a consensus All-American selection after leading the team with a career-best 17 TFL (-90 yards) and 9 sacks (-63 yards), which ranked third on the school's single-season

record list as he saw action in 11 games (seven starts) as a sophomore in 2010...Ranked fourth on the defense with 50 tackles (23 solo), adding 3 PD and 1 FF...Sat out the 2009 season with a medical redshirt in 2009...Played in all 11 games (three starts) as a true freshman in 2008, finishing eighth on the team with 38 tackles (14 solo), adding 3 TFL (-12 yards), 1.5 sacks (-9 yards) and 4 PD.

**HIGH SCHOOL, PERSONAL:** Attended Harmony Prep (Cincinnati, OH) in 2007 after first prepping at Rockwood Summit (Fenton, MO) HS, where he earned All-State and All-Suburban South Conference first-team honors as a team captain in 2006...Was also tabbed as the league's Defensive Player of the Year...Guided the team to a 9-3 finish after posting 99 tackles (54 solo), 7 sacks, 2 FRs and 1 INT as a DT...Also received first-team All-League honors in basketball and threw the discus with the track and field team...Majored in industrial engineering at Missouri Southern...Brandon has a son, Ryder (2).

**COMMUNITY:** In his rookie season, participated in a PLAY 60 assembly at Essex Elementary School to promote the NFL movement for an active generation...Visited Federal Hill Preparatory School, winner of the NFL Super School title in the Baltimore area and spoke to students about the importance of eating right and staying active...In Nov. 2013, joined teammates in support of the NFL's Salute to Service and PLAY 60 campaign efforts for a special youth football clinic held at Aberdeen Proving Ground for 150 children whose parents currently serve in the U.S. Military...Volunteered with Ravens staff and teammates for a build day with Habitat for Humanity of the Chesapeake...Helped on the construction site of 18 new rowhomes, including three that were funded by the Ravens Foundation...Hosted a pizza and karaoke party for the families of the Ronald McDonald House Charities of Baltimore...Attended the 10th annual Ravens and Police Athletic League coat distribution to Baltimore homeless men at the Helping Up Mission...Joined teammates in delivering coats to residents at the shelter...



# 98 BRANDON WILLIAMS

Also took part in the Thanksgiving food distribution held at the Helping Up Mission...Continues to support his teammates' and the organization's community efforts by attending Lardarius Webb's Charity Bowling Classic, the Ngata Family Foundation Luau Event, former teammate James Ihedigbo's inaugural Celebrity Cruise and Casino Night, the Ravens' Holiday Helpers event, A Purple Evening and the Goodwill Gridiron Halloween party to benefit Goodwill Industries of the Chesapeake.

## 2013

### GAME-BY-GAME DEFENSE

#### RAVENS

Date/Opp.	TT	Solo	Asst.	Sacks	INT	PD	FF	FR
9/5 @ Den.				INACTIVE - TOE				
9/15 vs. Cle.				INACTIVE - TOE				
9/22 vs. Hou.				INACTIVE - TOE				
9/29 @ Buf.	0	0	0	0-0	0-0	0	0	1
10/6 @ Mia.	1	1	0	0-0	0-0	0	0	0
10/13 vs. GB	2	0	2	0-0	0-0	0	0	0
10/20 @ Pit.	1	1	0	1-5	0-0	0	0	0
11/3 @ Cle.	1	0	1	0-0	0-0	0	0	0
11/10 vs. Cin.				INACTIVE				
11/17 @ Chi.	0	0	0	0-0	0-0	0	0	0
11/24 vs. NYJ				INACTIVE				
11/28 vs. Pit.				INACTIVE				
12/8 vs. Min.				INACTIVE				
12/16 @ Det.				INACTIVE				
12/22 vs. NE				INACTIVE				
12/29 @ Cin.	1	1	0	0-0	0-0	0	0	0
<b>Totals</b>	<b>6</b>	<b>3</b>	<b>3</b>	<b>1-5</b>	<b>0-0</b>	<b>0</b>	<b>0</b>	<b>1</b>

## REGULAR SEASON

Year	Team	GP	GS	TACKLES			SACKS		INTERCEPTIONS					FUMBLES				
				TT	Solo	Asst.	No.	Yards	No.	Yards	LG	TD	PD	FF	FR	Yards		
2013	Baltimore	7	0	6	3	3	1.0	5.0	0	0	0	0	0	0	0	0	1	0
<b>Totals</b>		<b>7</b>	<b>0</b>	<b>6</b>	<b>3</b>	<b>3</b>	<b>1.0</b>	<b>5.0</b>	<b>0</b>	<b>0</b>	<b>0</b>	<b>0</b>	<b>0</b>	<b>0</b>	<b>0</b>	<b>0</b>	<b>1</b>	<b>0</b>

## CAREER SINGLE-GAME HIGHS (REGULAR SEASON)

### Total Tackles:

2 (10/13/13 vs. GB)

### Sacks:

1 (10/20/13 at Pit.)

### Forced Fumbles:

None

### Passes Defensed:

None

### Solo Tackles:

1 3 times (last: 12/29/13 at Cin.)

### Interceptions:

None

### Fumble Recoveries:

1 (9/29/13 at Buf.)





BALTIMORE  
RAVENS

15

LAQUAN WILLIAMS  
WIDE RECEIVER | 6-0 | 195

COLLEGE: Maryland HS: Baltimore Polytechnic Institute (Baltimore, MD)  
BORN: 6/27/88, Baltimore, MD  
EXP. (NFL/RAVENS): 3/3 GP/GS (PLAYOFFS): 23/0 (2/0)

## TRANSACTIONS

LaQuan Williams re-signed with the Ravens on 4/24/14...Waived by the Patriots on 11/15/13...Signed with New England on 11/5/13...Waived by Baltimore on 9/6/13...Placed on Injured Reserve (thigh) on 12/26/12...Originally signed with the Ravens as a rookie free agent on 7/28/11.

## CAREER

- Established career highs with 2 receptions for 28 yards in the 23-20 win at Pit. (11/6/11)
- Grabbed his first-career reception at STL (9/25/11)
- Saw action in his first-career NFL game vs. Pit. (9/11/11)
- Was one of two rookie free agents (OLB Michael McAdoo) to make the Ravens' 53-man opening-day roster (2011)



**2013: (with New England – 0/0)** Was on the Patriots' roster for Week 10 before being waived on 11/15

**2012: (with Baltimore – 11/0, 0/0)** Posted a career-high 5 special teams tackles before being placed on Injured Reserve (thigh) on 12/26

- Netted a solo special teams tackle and saw action from scrimmage in the 55-20 victory in **game 9 vs. Oak. (11/11)**
- Posted a solo special teams tackle in the 25-15 victory in **game 8 at Cle. (11/4)**
- Played in his first game of the season and posted a solo special teams tackle in **game 5 at KC (10/7)**

**2011: (with Baltimore – 12/0, 2/0)** Was one of two rookie free agents (OLB Michael McAdoo) to make the Ravens' 53-man opening-day roster...Finished the season with 4 receptions for 46 yards, 5 KORs for 109 yards (21.8 avg.) and produced 4 special teams tackles

- Established career highs with 2 receptions for 28 yards in the 23-20 win in **game 8 at Pit. (11/6)**
- Pulled in his first-career reception (good for 7 yards) and had 2 KORs for 60 yards in **game 3 at STL (9/25)**
- Saw action in his first NFL game and posted a special teams tackle in the **season opener vs. Pit. (9/11)**

**COLLEGE:** Appeared in 38 games, starting 13, and finished with 33 receptions for 436 yards and 3 TDs, while contributing 17 tackles on defense and special teams at Maryland... Played in all 13 games (three starts) at WR and on special teams as a senior...Posted 6 receptions for 101 yards and 2 TDs and tied for second on the team with 12 special teams tackles, helping him earn the Special Teams Captain Award at the end-of-year banquet...Saw action in all 12 games (one start), posting 10 receptions for 99 yards and 1 TD as a junior in 2009...Played in three games as a reserve WR due to a foot injury, recording 2 receptions for 19 yards as a sophomore

in 2008...Named to the *Sporting News* ACC All-Freshman Team as a redshirt freshman in 2007 after playing in the first 10 games (seven starts) at WR before missing the final three with a knee injury...Established career highs with 15 receptions for 217 yards (fourth on the team)...Moved from DB to WR prior to spring workouts...Served a redshirt season as a reserve DB as a true freshman in 2006.

**HIGH SCHOOL, PERSONAL:** Prepped at Baltimore Polytechnic Institute (Baltimore, MD) HS...A three-year letter winner and two-year starter who played QB and safety...Rushed 67 times for 804 yards and 6 TDs and threw for 630 yards and 7 TDs as a senior...Also posted 37 tackles and 10 INTs in his final season at Poly...Recorded 20 INTs on defense his last two seasons... Named first-team All-City as a DB by *The Baltimore Sun*... Also named second-team All-City by *The Sun* as a junior... Earned four letters in basketball, averaging over 20 points per game.

**COMMUNITY:** Launched the LaQuan Williams Foundation, which focuses on encouraging healthy lifestyles, gang prevention, and educational and career advancement for Baltimore youth...Hosted his foundation's Charity Basketball Game at Stevenson University in June 2012...Hosted his own Thanksgiving hot meal service in downtown Baltimore called "The Need to Feed" in 2012...Helped promote the NFL's PLAY 60 movement, which encourages active lifestyles for youth by taking part in a Super School visit at Stoneleigh Elementary School...Supports Ravens' charitable initiatives, including A Purple Evening, the annual women's event, and the ACT Auction Party, the premier fundraiser for the team's foundation...Continually participates in various teammates' community events, including Haloti Ngata's Family Foundation Event, Ray Rice Day and Lardarius Webb's Charity Softball and Bowling Classics, and former teammates Anquan Boldin's Q-Festival Weekend and Vonta Leach's Holiday Helpers event at Target.

# 15 LAQUAN WILLIAMS

## 2012

### GAME-BY-GAME OFFENSE

RAVENS Date/Opp.	RECEIVING					RUSHING					
	No.	Yds.	Avg.	LG	TD	No.	Yds.	Avg.	LG	TD	
9/10 vs. Cin.	INACTIVE										
9/16 @ Phi.	INACTIVE										
9/23 vs. NE	INACTIVE										
9/27 vs. Cle.	INACTIVE										
10/7 @ KC	0	0	0.0	0	0	0	0	0.0	0	0	
10/14 vs. Dal.	PLAYED ON SPECIAL TEAMS										
10/21 @ Hou.	PLAYED ON SPECIAL TEAMS										
11/4 @ Cle.	PLAYED ON SPECIAL TEAMS										
11/11 vs. Oak.	0	0	0.0	0	0	0	0	0.0	0	0	
11/18 @ Pit.	PLAYED ON SPECIAL TEAMS										
11/25 @ SD	PLAYED ON SPECIAL TEAMS										
12/2 vs. Pit.	PLAYED ON SPECIAL TEAMS										
12/9 @ Was.	PLAYED ON SPECIAL TEAMS										
12/16 vs. Den.	PLAYED ON SPECIAL TEAMS										
12/23 vs. NYG	PLAYED ON SPECIAL TEAMS										
12/30 @ Cin.	INJURED RESERVE - THIGH					--	--	--	--	--	--
<b>Totals</b>	<b>0</b>	<b>0</b>	<b>0.0</b>	<b>0</b>	<b>0</b>	<b>0</b>	<b>0</b>	<b>0.0</b>	<b>0</b>	<b>0</b>	
<b>Playoffs</b>											
1/6/13 vs. Ind.	INJURED RESERVE - THIGH					--	--	--	--	--	--
1/12/13 @ Den.	INJURED RESERVE - THIGH					--	--	--	--	--	--
1/20/13 @ NE	INJURED RESERVE - THIGH					--	--	--	--	--	--
2/3/13 @ SF	INJURED RESERVE - THIGH					--	--	--	--	--	--
<b>Totals</b>	<b>0</b>	<b>0</b>	<b>0.0</b>	<b>0</b>	<b>0</b>	<b>0</b>	<b>0</b>	<b>0.0</b>	<b>0</b>	<b>0</b>	

## 2011

### GAME-BY-GAME

RAVENS Date/Opp.	RECEIVING					RUSHING					
	No.	Yds.	Avg.	LG	TD	No.	Yds.	Avg.	LG	TD	
9/11 vs. Pit.	0	0	0.0	0	0	0	0	0.0	0	0	
9/18 @ Ten.	0	0	0.0	0	0	0	0	0.0	0	0	
9/25 @ STL	1	7	7.0	7	0	0	0	0.0	0	0	
10/2 vs. NYJ	1	11	11.0	11	0	0	0	0.0	0	0	
10/16 vs. Hou.	0	0	0.0	0	0	0	0	0.0	0	0	
10/24 @ Jax.	0	0	0.0	0	0	0	0	0.0	0	0	
10/30 vs. Ari.	0	0	0.0	0	0	0	0	0.0	0	0	
11/6 @ Pit.	2	28	14.0	15	0	0	0	0.0	0	0	
11/13 @ Sea.	0	0	0.0	0	0	0	0	0.0	0	0	
11/20 vs. Cin.	0	0	0.0	0	0	0	0	0.0	0	0	
11/24 vs. SF	0	0	0.0	0	0	0	0	0.0	0	0	
12/4 @ Cle.	INACTIVE					--	--	--	--	--	--
12/11 vs. Ind.	INACTIVE					--	--	--	--	--	--
12/18 @ SD	INACTIVE					--	--	--	--	--	--
12/24 vs. Cle.	INACTIVE					--	--	--	--	--	--
1/1/12 @ Cin.	0	0	0.0	0	0	0	0	0.0	0	0	
<b>Totals</b>	<b>4</b>	<b>46</b>	<b>11.5</b>	<b>15</b>	<b>0</b>	<b>0</b>	<b>0</b>	<b>0.0</b>	<b>0</b>	<b>0</b>	
<b>Playoffs</b>											
1/15/12 vs. Hou.	0	0	0.0	0	0	0	0	0.0	0	0	
1/22/12 @ NE	0	0	0.0	0	0	0	0	0.0	0	0	
<b>Totals</b>	<b>0</b>	<b>0</b>	<b>0.0</b>	<b>0</b>	<b>0</b>	<b>0</b>	<b>0</b>	<b>0.0</b>	<b>0</b>	<b>0</b>	

## REGULAR SEASON

Year	Team	GP	GS	RECEIVING						RUSHING					
				No.	Yards	Avg.	LG	TD	No.	Yards	Avg.	LG	TD		
2011	Baltimore	12	0	4	46	11.5	15	0	0	0	0.0	0	0	0	
2012	Baltimore	11	0	0	0	0.0	0	0	0	0	0.0	0	0	0	
2013	New England	0	0	0	0	0.0	0	0	0	0	0.0	0	0	0	
<b>Totals</b>		<b>23</b>	<b>0</b>	<b>4</b>	<b>46</b>	<b>11.5</b>	<b>15</b>	<b>0</b>	<b>0</b>	<b>0</b>	<b>0.0</b>	<b>0</b>	<b>0</b>	<b>0</b>	

SPECIAL TEAMS TACKLES (9): 2011 (4); 2012 (5)

## CAREER SINGLE-GAME HIGHS (REGULAR SEASON)

RECEIVING	RUSHING
<b>Receptions:</b> 2 (11/6/11 at Pit.)	<b>Carries:</b> None
<b>Yardage:</b> 28 (11/6/11 at Pit.)	<b>Yardage:</b> None
<b>Long Gain:</b> 15 (11/6/11 at Pit.)	<b>Long Gain:</b> None
<b>Touchdowns:</b> None	<b>Touchdowns:</b> None

## POSTSEASON

Year	Team	GP	GS	RECEIVING						RUSHING					
				No.	Yards	Avg.	LG	TD	No.	Yards	Avg.	LG	TD		
2011	Baltimore	2	0	0	0	0.0	0	0	0	0	0.0	0	0	0	
2012	Baltimore	--	--	INJURED RESERVE - THIGH						--	--	--	--	--	--
<b>Totals</b>		<b>2</b>	<b>0</b>	<b>0</b>	<b>0</b>	<b>0.0</b>	<b>0</b>	<b>0</b>	<b>0</b>	<b>0</b>	<b>0.0</b>	<b>0</b>	<b>0</b>	<b>0</b>	

## 2013 NUMBERS TO RAVE ABOUT

**9**

Games the Ravens played in 2013 that were decided by 3 points or less, marking an NFL high. (NE was second with 7 such contests.) Baltimore was 5-4 in these games.

**33**

Consecutive field goals made by K Justin Tucker during the 2013 season, marking the NFL's fourth-longest streak ever. Tucker finished the year 38-of-41 on FGAs.

**96**

Consecutive regular season starts by QB Joe Flacco, who has never missed a game in his six NFL seasons. Including playoffs, entering 2014, Flacco has started 109-straight games.





BALTIMORE  
RAVENS

35

**CIERRE WOOD**  
RUNNING BACK | 5-11 | 226

COLLEGE: Notre Dame HS: Santa Clara (Oxnard, CA)  
BORN: 2/21/91, Oxnard, CA  
EXP. (NFL/RAVENS): 2/1 GP/GS (PLAYOFFS): 3/0 (0/0)

## TRANSACTIONS

Cierre Wood was signed by the Ravens to a Reserve/Future contract on 1/2/14...Released by New England on 12/27/13...Signed to the Patriots' practice squad on 11/5/13...Released by Houston on 10/21/13...Originally signed with the Texans as an undrafted rookie free agent on 5/10/13 after leaving Notre Dame following his junior season.

## CAREER

- Has appeared in three career games, all with Houston
- Carried the ball 3 times for 9 yards and had 1 KOR for 20 yards for the Texans in 2013



**2013: (with Houston and New England – 3/0)** Appeared in three games with the Texans, recording 3 rushes for 9 yards and 1 KOR for 20 yards...Also spent part of the season on the Patriots practice squad

- Carried the ball once for 5 yards and registered a KOR for 20 yards in **game 5 at SF (10/6)**
- Rushed 2 times for 4 yards in **game 3 at Bal. (9/22)**
- Made his NFL debut in **game 1 at SD (9/9)**

**COLLEGE:** Played in 37 games (18 starts) at Notre Dame, totaling 450 carries for 2,447 yards and 16 TDs...Finished his career as the school's seventh-leading rusher...Tied for eighth in school history among RBs with 52 career receptions for 384 yards and 2 TDs...Ranks ninth in Notre Dame history with 2,831 yards from scrimmage...Appeared in 11 games (four starts) as a junior in 2012, finishing with 742 yards rushing and 4 TDs on 114 carries, helping lead the Irish to an undefeated regular season and BCS National Championship berth...Played in 13 games as a sophomore in 2011, setting career highs with 217 rushes for 1,102 yards and 9 TDs...Also recorded 27 receptions for 189 yards...Tallied three 100-yard rushing games and two multi-TD games on the season...Named the College Football Performance Awards Honorable

Mention Running Back and FBS Independent Co-Offensive Player of the Week following his game against Purdue, in which he set career highs with 191 rushing yards and 212 all-purpose yards...Appeared in 13 games as a freshman in 2010, leading the Irish in rushing with 603 yards...Also had 20 receptions for 170 yards and 2 TDs...Redshirted as a true freshman in 2009...Majored in film, television and theatre.

**HIGH SCHOOL, PERSONAL:** Prepped at Santa Clara (Oxnard, CA) HS, where he was named to the *USA Today* All-American team and was selected to play in the 2009 U.S. Army All-American Bowl in San Antonio, TX...Rushed for 1,632 yards and 20 TDs as a senior in 2008, earning Tri-Valley League co-Offensive Player of the Year honors...Also selected to the 2008 All-Ventura County small schools football team and was tabbed 2008 Defensive Back of the Year...Amassed 2,612 yards rushing and 34 TDs as a junior in 2007 en route to capturing Santa Clara's first division title in 42 years...Named first-team All-Ventura County...Also handled punting duties and played cornerback as a junior, recording 63 tackles and 2 INTs...Tallied 2,480 all-purpose yards and 24 total TDs as a sophomore and was named the Frontier League Receiver of the Year after compiling 585 yards and 7 TDs on 16 catches (37.2 average).

### REGULAR SEASON

Year	Team	GP	GS	RUSHING					RECEIVING				
				No.	Yards	Avg.	LG	TD	No.	Yards	Avg.	LG	TD
2013	Hou./NE	3	0	3	9	3.0	5	0	0	0	0.0	0	0
<b>Totals</b>		<b>3</b>	<b>0</b>	<b>3</b>	<b>9</b>	<b>3.0</b>	<b>5</b>	<b>0</b>	<b>0</b>	<b>0</b>	<b>0.0</b>	<b>0</b>	<b>0</b>

### CAREER SINGLE-GAME HIGHS (REGULAR SEASON)

#### RUSHING

**Carries:**  
2 (9/22/13 at Bal.)  
**Yardage:**  
5 (10/6/13 at SF)  
**Long Gain:**  
5 (10/6/13 at SF)  
**Touchdowns:**  
None

#### RECEIVING

**Receptions:**  
None  
**Yardage:**  
None  
**Long Gain:**  
None  
**Touchdowns:**  
None

**Additional Statistics:** Has 1 KOR for 20 yards (10/6/13 at SF)



BALTIMORE  
RAVENS

73

MARSHAL YANDA  
GUARD/TACKLE | 6-3 | 305

COLLEGE: Iowa HS: Anamosa (IA)  
BORN: 9/15/84, Cedar Rapids, IA  
EXP. (NFL/RAVENS): 8/8 GP/GS (PLAYOFFS): 99/88 (10/10)

## TRANSACTIONS

Marshal Yanda re-signed with Baltimore (five-year contract) on 7/29/11...Was originally selected by the Ravens in the third round (86th overall) of the 2007 NFL Draft...Was the second offensive lineman picked by Baltimore in 2007, following first-rounder Ben Grubbs (Auburn), who was the 29th-overall pick.

## HONORS

- Three-time Pro Bowler (2011-13)
- *Associated Press* second-team All-Pro (2011-12)
- *PFW/PFWA* first-team All-Pro (2012)
- *Sports Illustrated* (Peter King) All-Pro Team (2010-12)



## CAREER

- Helped the Ravens establish a franchise record for points with 398, as well as gaining 5,640 total yards (second-highest total in franchise history) in 2012
- Helped pave the way for RB Ray Rice to score a franchise-record 15 total TDs (12 rushing and 3 receiving) and rush for a career-high 1,364 yards, part of 1,996 rushing yards by the Ravens in 2011...Rice led the league with 2,068 yards from scrimmage
- Helped protect QB Joe Flacco, allowing him to complete 62.6% of his passes (306 of 489) for 3,622 passing yards and set career highs with 25 TDs and a 93.6 QB rating in 2010
- In 2009, helped the Ravens post 5,619 total yards (third-highest total in franchise history), including the then-Top 3 single-game yardage totals in team history (548 in game 13 vs. Det. -12/13/09, 501 in game 1 vs. KC - 9/13/09 and 479 yards in game 3 vs. Cle. - 9/27/09)
- Helped the Ravens set a record for most TDs scored (47) in 2009...Ravens also tallied a team-record 22 rushing TDs
- Was one of three rookies to start along the Ravens' O-line in 2007 (most in the NFL)...Protected Ravens QBs, allowing them time to complete a then-franchise-record 341 passes (61.2%) for 3,308 yards and helped open holes, helping the Ravens rush for 1,797 yards



**2013: (16/16)** Earned his third-consecutive Pro Bowl nod after starting all 16 games at RG, helping protect QB Joe Flacco, allowing him to set career highs in attempts (614), completions (362) and passing yards (3,912)

- Started at RG and helped protect QB Joe Flacco, allowing time for him to complete 65.4% of his passes (17 of 26) for 273 yards and a TD, including 2 60-plus-yard completions (60-yarder to Torrey Smith and a 66-yard TD pass to Jacoby Jones), in the 19-3 win in **game 11 vs. NYJ (11/24)**
- Started at RG and helped protect Flacco, allowing him to surpass the 20,000-yard career passing mark and helped the Ravens rush for 174 yards and 1 TD, including a season-high 131 (and 1 TD) by RB Ray Rice, in **game 10 at Chi. (11/17)**
- Helped protect QB Joe Flacco, who set career highs in passing attempts (62) and completions (34), while throwing for 362 yards (14th-career 300-plus-yard game) and 2 TDs in **game 1 at Den. (9/5)**

**2012: (14/14, 4/4)** Named to his second-consecutive Pro Bowl (starter) after missing two games (game 14 with an ankle injury and game 16, coaches decision to rest injuries)... Helped the Ravens score the most points (398) and post the second-most total yards (5,640) in team history (5,723 in 1996), including a then-career-high 3,817 passing yards by QB Joe Flacco and 1,143 yards and 9 TDs rushing by RB Ray Rice

- Started at RG (after missing the previous game with an ankle injury) and helped the offense post a season-high 533 yards (224 rushing and 309 passing), the third-highest output in team history, in the 33-14 victory in **game 15 vs. NYG (12/23)**...Also helped two backs rush for 100 yards (Ray Rice - 107 and Bernard Pierce - 123) in the same game for the second time in team history (Le'Ron McClain - 139 and Willis McGahee - 108 on 12/20/08 at Dal.)
- Started at RG and helped pave the way for 443 total yards by the Ravens, including 355 yards and 1 TD passing by Flacco, in the 16-13 overtime victory in **game 11 at SD**

# 73 MARSHAL YANDA

**(11/25)**...The Ravens overcame a 13-3 deficit in the fourth quarter to tie the game with a FG as time expired...Ravens drove 69 yards in 12 plays on their second possession of overtime to kick a 38-yard game-winning FG with 1:07 left in the extra period

- Started at RG and helped the Ravens post a franchise-record 55 points while racking up 419 total yards, including 341 passing, in the 55-20 victory in **game 9 vs. Oak. (11/11)**
- Started at RG and helped the Ravens produce 503 total yards (third-highest total in franchise history), including 382 yards and 3 TDs through the air by Flacco, in **game 3 vs. NE (9/23)**...The Ravens had four scoring drives of 80 yards or more and did not allow a sack against the Patriots
- Helped the Ravens average 410.3 yards per game in four playoff contests...Also protected QB Joe Flacco, allowing him to become the second player in NFL history (Joe Montana - 1989) to throw 11 TDs and 0 INTs during the playoffs
- Started at RG and helped the Ravens produce 367 yards, including 287 yards and 3 TDs passing by QB Joe Flacco (who was named MVP), in the 34-31 victory in **Super Bowl XLVII vs. SF (2/3/13)**
- Started at RG and helped the Ravens gain a postseason franchise-record 479 yards of total offense, including helping QB Joe Flacco post playoff franchise-records in yards (331) and passing TDs (3), with no INTs, for a 116.2 QB rating in the 38-35 double-overtime win in the **Divisional Game at Den. (1/12/13)**

**2011: (16/16, 2/2)** Earned his first Pro Bowl nod after helping RB Ray Rice score a franchise-record 15 total TDs (12 rushing and 3 receiving) and rush for a career-high 1,364 yards, part of 1,996 rushing yards by the Ravens in 2011...Rice led the NFL with 2,068 yards from scrimmage...Also helped protect QB Joe Flacco, helping him throw for 3,610 yards and 20 TDs

- Started at RG and helped RB Ray Rice rush for 191 yards and 2 TDs, including a career-long 70-yarder, in the 24-16 victory in the **season finale at Cin. (1/1/12)**...The win wrapped up the AFC North Division Championship and the Ravens' first-ever season sweep of the division
- Started at RG and helped the Ravens rush for 290 yards (third most in franchise history), including a career-high 204 yards by RB Ray Rice (fourth most in franchise history), in the 24-10 victory in **game 12 at Cle. (12/4)**...Ravens racked up 448 total yards and 24 first downs
- Started at RG and helped the Ravens gain 373 yards, including 104 yards and 2 TDs rushing by Rice and 270 yards and 2 TDs passing by Flacco in **game 10 vs. Cin. (11/20)**
- Started at RT (his 50th-career start) and helped the Ravens gain 356 yards, including a 92-yard game-winning TD drive with 8 seconds remaining, in the 23-20 win in **game 8 at**

**Pit. (11/6)**...Ravens converted a franchise-record 14 of 21 third-down attempts (66.7%) against the Steelers

- Started at RG and helped QB Joe Flacco establish career highs in completions (31) and attempts (51) for 336 yards in **game 7 vs. Ari. (10/30)**...Also helped pave the way for RB Ray Rice to rush for a career-high 3 TDs
- Started at RG and helped the Ravens produce a franchise-record 553 total yards, including a career-high 389 passing yards and 3 TDs from QB Joe Flacco, in the 37-7 victory in **game 3 at STL (9/25)**
- Helped protect QB Joe Flacco, allowing him to set then-postseason career highs with 482 yards (36-of-63 passing), 4 TDs and a 96.1 QB rating
- Started at RG and helped protect Flacco, allowing him to complete 22 of 36 passes for a then-postseason franchise-record 306 yards, 2 TDs and 1 INT for a 95.4 QB rating in the **AFC Championship at NE (1/22/12)**...Ravens produced a then-postseason franchise-record 398 yards

**2010: (16/16, 2/2)** Helped protect QB Joe Flacco, allowing him to complete 62.6% of his passes (306 of 489) for 3,622 passing yards, set career highs with 25 TDs and a 93.6 QB rating... Also helped the Ravens rush for 1,831 yards and 11 TDs... Yanda moved from RG to RT due to a season-ending injury to T Jared Gaither in training camp

- Started at RT and helped pave the way for the Ravens to rush for 208 yards and RB Ray Rice to produce a career-high 233 yards from scrimmage (153 rushing and 80 receiving) in the 30-24 victory in **game 14 vs. NO (12/19)**
- Started at RT and helped protect QB Joe Flacco, allowing him time to complete 71% of his passes (25 of 35) for 289 yards and 2 TDs in the 17-10 win in **game 11 vs. TB (11/28)**... Flacco set a Ravens' franchise record with his 52nd- and 53rd-career TD passes
- Started at RT and helped the Ravens rush for 233 yards, 4 TDs, and a franchise-record 17 first downs, in the 31-17 victory in **game 5 vs. Den. (10/10)**
- Started at RT in both playoff games and helped the Ravens produce 516 total yards, including a team playoff-record 390 yards in the **Wild Card Game at KC (1/9/11)**

**2009: (16/9, 2/2)** Helped the Ravens post 5,619 total yards (third-highest total in franchise history), including the then-Top 3 single-game yardage totals in team history (548 in game 13 vs. Det. - 12/13, 501 in game 1 vs. KC - 9/13 and 479 yards in game 3 vs. Cle. - 9/27)...Also helped the Ravens tie a then-franchise record for points (391 in 2003) and also set a record for most TDs scored (47)...Ravens tallied a team-record 22 rushing TDs...Protected QB Joe Flacco, allowing him to set then-career highs in attempts (499), completions (315), completion percentage (63.1), yards (3,613), TDs (21) and QB rating (88.9)...Helped pave the way for the Ravens to rush for 2,200 yards, including 1,339 yards (third-highest total



# 73 MARSHAL YANDA

in franchise history) by RB Ray Rice, who finished second in the NFL in yards from scrimmage (2,041) and became just the second player in franchise history (Jamal Lewis - 2,271 in 2003) to gain 2,000 yards from scrimmage

- Started at RG and helped pave the way for a then-franchise-record 548 total yards, including 230 passing and 308 rushing yards (second-most in franchise history) and a franchise-record 5 rushing TDs in the 48-3 victory in **game 13 vs. Det. (12/13)**
- Saw action along the offensive line for the first time since Week 5 of the 2008 season in **game 1 vs. KC (9/13)**...Helped the Ravens rush for 198 yards rushing and protected Flacco, allowing him to throw for 307 yards and 3 TDs in the 38-24 win
- Helped the Ravens rush for 321 yards (4.5 avg.) and 4 TDs in the playoffs...Also helped protect Flacco, with the Ravens only allowing 1 sack on 45 dropbacks
- Started his first-career postseason game at RG and helped the Ravens rush for a postseason-franchise-record 234 yards and 4 TDs, including a postseason-franchise-record 83-yard TD run (second-longest rush in NFL postseason history) by Rice on the first play from scrimmage, in the 33-14 victory in the **Wild Card Game at NE (1/10/10)**...O-line also did not allow a sack against the Patriots

**2008: (5/5, 0/0)** Started at RG and helped protect QB Joe Flacco, allowing him to set a then-career high with a 73.7 completion percentage (throwing for 241 yards), before Yanda left the game in the fourth quarter with a knee injury in **game 5 at Ind. (10/12)**...Placed on Injured Reserve on 10/14 due to a knee injury suffered at Indy

**2007: (16/12)** Was one of three rookies to start along the O-line (most in the NFL)...Protected Ravens QBs, allowing them time to complete a then-franchise-record 341 passes (61.2%) for 3,308 yards and helped open holes, allowing the Ravens to rush for 1,797 yards and 11 TDs

- Made his first-career NFL start at RT and helped protect Kyle Boller, who completed 65.7% of his passes, in the 20-13 win in **game 2 vs. NYJ (9/16)**...The O-line did not allow a sack against the Jets

**COLLEGE:** Started 25 games during his Iowa career, including four at LG, five at LT and 16 at RT...Yanda earned the team's Hawkeye Hustle Award for his performance in his first year at Iowa in 2005...Started the team's first four games at LG before shifting to RT for the rest of the campaign...Was a third-team All-American choice by *The NFL Draft Report* in 2006 and earned second-team All-Big Ten honors from the league's coaches...Second-team All-Big Ten Conference selection by *The NFL Draft Report* and the league's coaches as a senior...Joined the team for spring practices after enrolling at Iowa in Feb. 2005...Attended North Iowa Area (Mason City, IA) Community College in his first two years (2003-04)...Earned All-Region honors in consecutive seasons and was an honorable mention All-American as a sophomore...Was an economics major.

**HIGH SCHOOL, PERSONAL:** Was a first-team All-Conference selection as a senior and junior at Anamosa (IA) HS...Served as team captain his senior season, earning three letters as a tackle and DT...Also lettered in track and field, tossing the discus and shot put, and lettered twice in basketball...In July 2013, Anamosa retired Marshal's number and named its weightroom in his honor.

**COMMUNITY:** Supports teammates and the Ravens' charitable activities throughout the year...In Oct. 2013, supported the Ngata Family Foundation Luau...Additionally, attended A Purple Evening, the team's annual women's event at M&T Bank Stadium and served as a personal shopper to youth at Vonta Leach's Holiday Helpers event at Target.

## PROTECT THAT PIGSKIN

During the John Harbaugh Era (since 2008), the Ravens have produced 28 games without turning the ball over, a mark that ranks fourth in the NFL. Baltimore's record is 25-3 in those contests.

### ZERO-TURNOVER GAMES

Rk.	Team	(2008-13)	Zero-Turnover Games
1.	New England Patriots		35
2.	San Francisco 49ers		30
3.	Green Bay Packers		29
4.	<b>Baltimore Ravens</b>		<b>28</b>
5.	Indianapolis Colts		27



BALTIMORE  
RAVENS

53

**JEREMY ZUTTAH**  
GUARD/CENTER | 6-4 | 300

COLLEGE: Rutgers HS: J.P Stevens, (Edison, NJ)  
BORN: 6/1/86, Brooklyn, NY  
EXP. (NFL/RAVENS): 7/1 GP/GS (PLAYOFFS): 90/76 (0/0)

## TRANSACTIONS

JermeY Zuttah signed with Baltimore (trade with Tampa Bay) on 3/25/14...Re-signed (four-year contract) with the Buccaneers on 3/5/12...Was originally selected by Tampa Bay in the third round (83rd overall) of the 2008 NFL Draft.

## CAREER

- Has played in 90 career games, including 76 starts (30 at center, five at RG and 41 at LG), all with Tampa Bay
- Started at center and helped open holes, allowing RB Doug Martin to rush for a career-high 251 yards, including a Tampa Bay franchise-record 4 TDs, vs. NO (10/17/10); part of 515 total yards from scrimmage, the second-highest total in Buccaneers franchise history



**2013: (with Tampa Bay – 16/16)** Started 14 games at center and two at LG, helping the Buccaneers rush for 1,612 yards (100.8 per game) and a 3.8 yards per carry average

- Started at center and helped RB Bobby Rainey rush for 127 yards, including a career-long 80-yard TD jaunt, on 22 carries (5.8 avg.) in **game 13 vs. Buf. (12/8)**

**2012: (with Tampa Bay – 16/16)** Started the first eight games at center, then moved and started the final eight games at LG after injuries to Carl Nicks...Helped protect QB Josh Freeman, allowing him to throw for 4,065 yards and 27 TDs and helped pave the way for the Bucs to rush for 1,837 yards and 13 TDs, including 1,454 yards and 11 TDs by RB Doug Martin

- Started at center and helped open holes, allowing RB Doug Martin to establish career highs in rushing yards (251) and a franchise-record 4 rushing TDs on 25 carries (10.0 avg.) in **game 8 at Oak. (11/4)**
- Started at center and helped protect QB Josh Freeman, allowing him time to complete 15 of 27 passes for 328 yards and 3 TDs in the 38-10 victory in **game 5 vs. KC (10/14)**

**2011: (with Tampa Bay – 15/14)** Helped protect QB Josh Freeman, allowing him time to complete 62.8% of his passes (346 of 551) for 3,838 yards and 16 TDs and paved the way for the Bucs to rush for 1,458 yards and 9 TDs

**2010: (with Tampa Bay – 15/9)** Helped pave the way for Tampa Bay to rush for 2,001 yards, including 1,007 yards and 6 TDs by rookie RB LaGarrette Blunt...Also helped allow QB Josh Freeman time to throw for 3,451 yards and 25 TDs

- Started and helped open holes, allowing Blunt to rush for his first-career 100-yard game, carrying the ball 22 times for 120 yards (5.5 avg.) and 2 TDs in **game 7 at Ari. (10/31)**

**2009: (with Tampa Bay – 16/16)** Helped pave the way for the Buccaneers to rush for 1,617 yards and 5 TDs

- Helped RB Carnell Williams to rush 24 times for a season-high 124 yards and a 23-yard TD in **game 15 at NO (12/27)**

**2008: (with Tampa Bay – 12/5)** Helped the Bucs gain 5,625 yards (3,788 passing and 1,837 rushing) and 26 total TDs (13 passing and 13 rushing)

- Became the third rookie since 2005 to start (started at RG) on the Bucs' OL on opening day in **game 1 at NO (9/7)**

**COLLEGE:** Played in 44 games, including 40 starts, in four seasons with the Scarlet Knights (2004-07)...Was a two-time first-team All-Big East (2006 and 2007) selection who started 28-straight games to finish his collegiate career, while not allowing a sack during that span...Was a starter on the O-line that paved the way for freshman RB Ray Rice to rush for 1,120 yards and 5 TDs, en route to winning a school record-tying 11 games and registered the school's highest ever season-ending national poll ranking, finishing No. 12...Graduated with an economics degree in three and a half years.

**HIGH SCHOOL, PERSONAL:** Three-year starter at JP Stevens (Edison, NJ) HS, playing on both the O-line and D-line...Was a two-time All-Area selection and first-team All-Middlesex and All-Group 4 selection and first-team All-State honoree as a senior in 2003.

**COMMUNITY:** Helped sponsor the Buccaneers' 2008-12 "Turkey Time with the O-Line" programs, providing more than 3,000 Thanksgiving meals for local underprivileged families...Hosted athletes from Special Olympics Florida to watch training camp and participate in drills and fundamentals with players in Aug. 2010...Along with the O-line and TEs, surprised 26 single mothers with gifts for the holidays in Dec. 2010...Participated in the Buccaneers' Hometown Huddle in Oct. 2009, playing games and fitness activities with underprivileged youth...As a member of the Buccaneers' 2008 Rookie Club, visited All Children's Hospital, sang holiday carols at Westminster Palms retirement home, sorted and distributed food at Metropolitan Ministries, hosted a youth football clinic for local Pop Warner athletes and participated in a bowling outing for foster children.

# 2014 DRAFT CHOICES



Director of college scouting Joe Hortiz, head coach John Harbaugh, general manager Ozzie Newsome and assistant general manager Eric DeCosta welcome 2014 first-round draft choice C.J. Mosley to Baltimore.



ROUND	OVERALL	PLAYER	POS.	HT	WT	COLLEGE
1	17	C.J. Mosley	LB	6-2	235	Alabama
2	48	Timmy Jernigan	DT	6-2	300	Florida State
3	79	Terrence Brooks	S	5-11	200	Florida State
3	99	Crockett Gillmore	TE	6-6	251	Colorado State
4	134	Brent Urban	DE	6-7	295	Virginia
4	138	Lorenzo Taliaferro	RB	6-0	226	Coastal Carolina
5	175	John Urschel	G/C	6-3	308	Penn State
6	194	Keith Wenning	QB	6-3	222	Ball State
7	218	Michael Campanaro	WR	5-9	185	Wake Forest





BALTIMORE  
RAVENS

57

**C.J. MOSLEY**  
LINEBACKER | 6-2 | 235

COLLEGE: Alabama HS: Theodore (AL)

BORN: 6/19/92, Theodore, AL

EXP. (NFL/RAVENS): Rookie

## TRANSACTIONS

C.J. Mosley was selected by the Ravens in the first round (17th overall) of the 2014 NFL Draft.

## COLLEGE HONORS

- Butkus Award winner - nation's best LB (2013)
- First-team All-American by the *Associated Press*, *The NFL Draft Report*, *Walter Camp* and *The Sporting News* (2013)
- First-team All-American by the *Associated Press*, *The NFL Draft Report*, *The Sporting News* and *Sports Illustrated* (2012)
- First-team All-SEC (2012 and 2013)

## COLLEGE CAREER

- Totaled 320 tackles (174 solo), 6.5 sacks (-52 yards), 19 PD, 5 INTs (3 returned for TDs), 2 FFs, 1 FR and 23 TFL (-96 yards)
- Saw action in 51 games, including 29 starts
- Finished third on the school's all-time tackles list and is one of just seven players in Alabama history with 300-plus tackles
- His 3 INT-TDs are an Alabama record (tied with Antonio Langham, 1990-93)
- Two-time National Champion (2011 and 2012)



**2013: (13/13)** Earned the Butkus Award (nation's top LB) and was a unanimous first-team All-American and first-team All-SEC honoree after leading the team (second-consecutive year) with a career-high 109 tackles, including 61 solo...Also posted 9 TFL (-20 yards), 1 FF and 5 PD

- Named SEC Defensive Player of the Week after making 10 tackles (6 solo) and 1 FF against Mississippi State
- Tied a career high with 14 tackles vs. Auburn

**2012: (14/10)** First-team All-American and All-SEC honoree after he led the team with 107 tackles (66 solo), 4 sacks (-34 yards), 8 TFL, 2 PD and 2 INTs, returning one for a TD

- Earned Defensive MVP honors in the BCS National Championship game after recording 8 tackles, while helping limit Notre Dame to 14 points and 32 rushing yards
- Netted 7 tackles (5 solo), 1 PD and 1 INT, which he returned 16 yards for his third-career INT-TD, tying an Alabama school record (Antonio Langham, 1990-93)
- Recorded a season-high 12 tackles (9 solo), 1 FR and 1 sack (-9 yards) vs. Missouri

**2011: (11/6)** Had 37 tackles, 4.5 TFL (-20 yards), 2 PD, 1 INT and 2 sacks (-15 yards)...Missed two games with a dislocated elbow

- Produced a team-leading 8 tackles and posted 1 TFL and 1 PD against Penn State
- Netted a team-high 8 tackles, 1 sack (-8 yards) and 1.5 TFL (-9 yards) against Mississippi State

**2010: (13/0)** Earned freshman All-SEC honors, as well as first-team Freshman All-American accolades, after he contributed 67 tackles (30 solo), a half-sack (-3 yards), 1.5 TFL (-4 yards), 10 PD and 2 INTs, both of which he returned for TDs

- Registered 5 tackles and 1 INT, which he returned 41 yards for his school-record-tying second INT-TD of the season
- Recorded 8 tackles and an INT, which he returned 35 yards for a TD vs. Florida

**HIGH SCHOOL, PERSONAL:** Prepped at Theodore (AL) HS, where he was a *Parade*, U.S. Army and EA Sports All-American selection, finishing as the school's all-time leading tackler with over 500 stops...Was also a two-time *Alabama Sports Writers Association* and the Class 6A Lineman of the Year as a senior in 2009...Established a school record with 186 tackles as a senior...Also logged 7 sacks, 5 FRs and 4 INTs...Recorded 176 tackles (115 solo), 17 TFL, 7 sacks, 4 FFs and 2 FRs as a junior in 2008.

## COLLEGE STATISTICS

Year	School	GP	GS	TACKLES			SACKS		INTERCEPTIONS					FUMBLES		
				TT	Solo	Asst.	No.	Yards	No.	Yards	LG	TD	PD	FF	FR	Yards
2010	Alabama	13	0	67	30	37	0.5	3.0	2	76	41t	2	10	0	0	0
2011	Alabama	11	6	37	17	20	2.0	15.0	1	1	1	0	2	0	0	0
2012	Alabama	14	10	107	66	41	4.0	34.0	2	16	16	1	2	1	1	0
2013	Alabama	13	13	109	61	48	0.0	0.0	0	0	0	0	5	1	0	0
<b>Totals</b>		<b>51</b>	<b>29</b>	<b>320</b>	<b>174</b>	<b>146</b>	<b>6.5</b>	<b>52.0</b>	<b>5</b>	<b>93</b>	<b>41t</b>	<b>3</b>	<b>19</b>	<b>2</b>	<b>1</b>	<b>0</b>



BALTIMORE  
RAVENS

97

**TIMMY JERNIGAN**  
DEFENSIVE TACKLE | 6-2 | 300

COLLEGE: Florida State HS: Columbia (Lake City, FL)  
BORN: 9/24/92, Lake City, FL  
EXP. (NFL/RAVENS): Rookie

## TRANSACTIONS

Timmy Jernigan was selected by the Ravens in the second round (48th overall) of the 2014 NFL Draft... Elected to forego his senior season at Florida State to declare for the NFL Draft.

## COLLEGE HONORS

- First-team All-American by *The NFL Draft Report* and *ESPN.com* (2013)
- Second-team All-American by Football Writers Association, *Associated Press*, *USA Today*, *CBSSports.com* and *Sports Illustrated* (2013)
- First-team All-Atlantic Coast Conference by league coaches (2013)
- Florida State's MVP in the 2012 ACC Championship Game vs. Georgia Tech
- Freshman All-American by several national outlets (2011)

## COLLEGE CAREER

- Finished his Seminoles career after appearing in 40 games (16 starts), recording 139 tackles (73 solo), 25 TFL (-104 yards), 8.5 sacks (-63 yards), 1 PD and 1 FR
- Helped FSU's defense rank third in the nation by allowing only 281.4 yards per game in 2013 when the Seminoles' won the BCS National Championship over Auburn



**2013: (14/14)** Led all FSU defensive linemen and finished third on the team with a career-high 63 tackles (35 solo) while starting every game at nose guard... Earned multiple All-American honors and first-team All-ACC recognition, leading the Seminoles in TFL (11 for -44 yards) and ranking second with 4.5 sacks (-32 yards)... FSU's defense allowed just 281.4 yards per game, ranking as the nation's third-best mark, and owned the country's 18th-best run defense (124.8 ypg), while capturing the BCS National Championship

- Produced 9 tackles and 1 TFL in the BCS National Championship Game vs. Auburn (1/6/14)
- Set a career high with 10 tackles in the ACC Championship Game vs. Duke
- Posted 4.5 TFL, including 2.5 sacks, and led FSU with 6 total tackles vs. Idaho

**2012: (13/2)** Recorded 46 tackles (22 solo), including 1.5 sacks (-12 yards) and 8 TFL (-30 yards)... Helped FSU's defense lead the nation in fewest yards allowed per play (3.86), rank second in total defense (254.1 ypg), rank sixth in scoring defense (14.7 ppg) and sixth in rushing defense (92.3 ypg)

- Named the Seminoles' MVP in the ACC Championship Game, where he tallied the team's only sack (-8 yards)

- Ranked second on the team with 1.5 TFL and was third with 9 tackles vs. Georgia Tech

**2011: (13/0)** Was the only true freshman on defense to play in every game, leading all interior defensive linemen with 30 tackles (16 solos)... Led his position group with 6 TFL (-30 yards) and 2.5 sacks (-19 yards)... Also posted a 12-yard FR return... Was named the recipient of the Devaughn Darling Award, given to the defense's top newcomer at the team's annual season-ending banquet

- Earned ACC Defensive Lineman of the Week honors after FSU's win over North Carolina State when he made 5 tackles, including 2 TFL, 1 sack and 1 FR
- Had 4 tackles vs. Clemson

**HIGH SCHOOL, PERSONAL:** Attended Columbia (Lake City, FL) HS, where he was rated a five-star defensive lineman by *Scout.com*... As a senior, Jernigan recorded 77 tackles, 32 TFL, 14 sacks and 1 INT... Was also used as a short-yardage RB, producing 4 TDs in goal-line situations... Earned U.S. Army All-American and All-USA first-team defense recognition from *USA Today* and was named to the 2010 All-First Coast first-team by the *Florida Times-Union*... Majored in general studies at Florida State.

## COLLEGE STATISTICS

Year	School	GP	GS	TACKLES			SACKS		INTERCEPTIONS					FUMBLES			
				TT	Solo	Asst.	No.	Yards	No.	Yards	LG	TD	PD	FF	FR	Yards	
2011	Florida State	13	0	30	16	14	2.5	19	0	0	0	0	0	0	0	1	12
2012	Florida State	13	2	46	22	24	1.5	12	0	0	0	0	0	0	0	0	0
2013	Florida State	14	14	63	35	28	4.5	32	0	0	0	0	1	0	0	0	0
<b>Totals</b>		<b>40</b>	<b>16</b>	<b>139</b>	<b>73</b>	<b>66</b>	<b>8.5</b>	<b>63</b>	<b>0</b>	<b>0</b>	<b>0</b>	<b>0</b>	<b>1</b>	<b>0</b>	<b>1</b>	<b>12</b>	



BALTIMORE  
RAVENS

33

**TERRENCE BROOKS**

SAFETY | 5-11 | 200

COLLEGE: Florida State HS: Dunnellon (FL)

BORN: 3/2/91, Dunnellon, FL

EXP. (NFL/RAVENS): Rookie

**TRANSACTIONS**

Terrence Brooks was selected by the Ravens in the third round (79th overall) of the 2014 NFL Draft.

**COLLEGE HONORS**

- First-team All-Atlantic Coast Conference by the league’s coaches and second-team honors by the media (2013)
- First-team All-America by *CBSSports.com* (2013)
- Honorable mention All-American by *SI.com* (2013)

**COLLEGE CAREER**

- Totaled 127 tackles (89 solo), 1 sack (-13 yards), 15 PD, 5 INTs (28 return yards), 3 FFs, 1 FR and 9.5 TFL (-36 yards)
- Saw action in 48 games, including 27 starts
- Started all 13 games at SS in 2013 and all 14 games at FS in 2012



**2013: (13/13)** Named first-team All-American by *CBSSports.com* after shifting to SS...Helped lead a Florida State team that boasted the nation’s top-ranked pass defense (156.6 ypg) and won the BCS National Championship...Finished fifth on the team with 56 tackles (38 solo), recorded his first-career sack (-13 yards) and added 2 INTs, 5 PD, 2 FFs and 1 FR...His career-high 8 TFL (-33 yards) were the second most by an ACC defensive back

- Had 6 tackles, including 1 TFL, in the BCS National Championship victory over Auburn
- Registered his first-career sack (-13 yards) and finished with 6 tackles vs. Miami
- Tied for second on the team with 7 tackles, including a career-high 2 TFL, at Boston College.

**2012: (14/14)** Started all 14 games at FS finishing as the top tackler in the Seminoles’ secondary with 52 tackles (38 solo), 2 INTs (28 return yards), 4 PD, 1 FF and 1 TFL

- Posted 8 tackles in the regular season finale vs. No. 4 Florida
- Set a career high with a team-leading 12 tackles (11 solo) in the victory over No. 10 Clemson
- Made his first-career start and recorded 4 tackles (2 solo) in the season opener vs. Murray State

**2011: (11/0)** Recorded 17 tackles (11 solo), 1 INT and 5 PD as a reserve defensive back...Served as FSU’s sixth defensive back in its dime package

- Recorded his first-career INT in the end zone to clinch the Champs Sports Bowl victory over Notre Dame

**2010: (10/0)** Played in 10 games as a true freshman, mostly on special teams...Recorded 2 tackles and 1 PD from scrimmage

- Registered 1 tackle against No. 12 Virginia Tech in the ACC Championship game
- Recorded his first-career tackle and PD in his first collegiate game in the season opener vs. Samford

**HIGH SCHOOL, PERSONAL:** Prepped at Dunnellon (FL) HS, where he was a two-way standout on the football team...Split time between CB and WR as a senior, earning All-County first-team honors on defense and a three-star rating from *Rivals.com* and *Scout.com*...Rated as the No. 21 CB prospect by ESPN...Participated in the Florida Athletic Coaches Association North-South All-Star game...Named to the *Florida Times-Union* Super 75 and ranked the No. 7 CB in the state...Rushed for 500 yards and had 53 tackles, 6 INTs and 3 PD during his junior year...Majored in sports administration at Florida State where he earned academic honors.

**COLLEGE STATISTICS**

Year	School	GP	GS	TACKLES			SACKS		INTERCEPTIONS					FUMBLES		
				TT	Solo	Asst.	No.	Yards	No.	Yards	LG	TD	PD	FF	FR	Yards
2010	Florida State	10	0	2	2	0	0.0	0.0	0	0	0	0	1	0	0	0
2011	Florida State	11	0	17	11	6	0.0	0.0	1	0	0	0	5	0	0	0
2012	Florida State	14	14	52	38	14	0.0	0.0	2	28	20	0	4	1	0	0
2013	Florida State	13	13	56	38	18	1.0	13.0	2	0	0	0	5	2	1	0
<b>Totals</b>		<b>48</b>	<b>27</b>	<b>127</b>	<b>89</b>	<b>38</b>	<b>1.0</b>	<b>13.0</b>	<b>5</b>	<b>28</b>	<b>20</b>	<b>0</b>	<b>15</b>	<b>3</b>	<b>1</b>	<b>0</b>





BALTIMORE  
RAVENS

80

CROCKETT GILLMORE

TIGHT END | 6-6 | 251

COLLEGE: Colorado State HS: Bushland (TX)

BORN: 11/16/91, Amarillo, TX

EXP. (NFL/RAVENS): Rookie

## TRANSACTIONS

Crockett Gillmore was selected by the Ravens in the third round (99th overall) of the 2014 NFL Draft...Gillmore was the second of two Ravens' picks in the third round (S Terrence Brooks, 79th overall).

## COLLEGE HONORS

- First-team All-Mountain West Conference (2011 and 2013)
- Second-team All-Mountain West Conference (2012)

## COLLEGE CAREER

- Finished his career with 111 receptions for 1,308 yards and 8 TDs in his three seasons as a TE...Recorded 18 tackles (14 solo), 1 sack (-16 yards), 2 TFL (-19 yards) and 1 FR while playing on the defensive side of the ball as a DE
- Switched from DE to TE just prior to the spring game before his sophomore season (2011)
- Started 36 of the 47 games he played for the Rams...Appeared in 37 games at TE and 10 more at DE
- Led the team in receiving (first TE since Kelli McGregor in 1984), pulling in 45 passes for 468 yards and a career-high 4 TDs as a sophomore in 2011



**2013: (14/14)** Earned consensus first-team All-Mountain West honors after establishing career highs with 47 receptions for 577 yards (fourth on CSU's single-season list for TEs), adding 2 receiving TDs and 1 tackle on defense

- Posted 7 receptions for 83 yards vs. Cal Poly
- Caught 5 passes for 76 yards, including a 15-yard TD, against San Jose State

**2012: (11/10)** Earned second-team All-Mountain West honors, finishing the year with 19 catches for 263 yards and 2 TDs in his second full season at TE

- Caught 2 passes for 85 yards, including a career-long 69-yard TD (longest by a CSU TE since Joel Dreessen's 85-yard score in 2003) vs. North Dakota State
- Registered 3 receptions for 36 yards, including a 13-yard TD at Air Force

**2011: (12/12)** Named first-team All-Mountain West after switching to TE from DE nine days before the spring game... Became the first Colorado State TE since Kelli McGregor in 1984 to lead the team in receiving, catching 45 passes for 468 yards and a career-high 4 TDs...Also completed a pass for a 27-yard TD and recorded 3 solo tackles on the season

- Produced season highs with 8 receptions for 81 yards and 1 TD at UNLV
- Snagged 3 passes for 34 yards and caught a lateral, then tossing a 27-yard TD pass to FB Joe Brown vs. Boise State

**2010: (10/0)** Totaled 18 tackles (8 solo), 1 sack (-16 yards), 1 FR, 1 PD and 2 TFL (-19 yards) as a DE after switching from TE shortly before the season opener

- Recorded his first-career sack (-16 yards) in his college debut vs. Colorado

- Netted 2 solo tackles and his first-career PD at Wyoming

**HIGH SCHOOL, PERSONAL:** Prepped at Bushland (TX) HS, where he earned first-team All-District honors as both a WR and DE as a junior and senior...Was a four-year starter and helped Bushland win 34 of its 38 games over his final three seasons...Was the first 1,000-yard receiver in school history, caught a school record 22 TDs as a senior and racked up 26-career sacks on defense...A team captain in 2009, guided the Falcons to the Texas Class 2A Division II state championship game...Had 45 catches for 1,142 yards (25.4 avg.) and 22 TDs to earn 2009 honorable-mention All-State, and first-team All-District, the Golden Spread 2A-3A Player of the Year and the *Amarillo Globe-News* Offensive Player of the Year honors...Defensively, picked up Class 1-2A Defensive MVP honors from *Rivals.com*, first-team All-District and first-team All-Golden Spread honors after collecting 88 tackles, 9 sacks, 3 PD, 4 FRs and 1 INT...In 2008, earned first-team All-District and All-Golden Spread honors as a WR, helping BHS to a 10-1 record with 35 receptions for 644 yards and 14 TDs...Also secured first-team All-State, first-team All-District and All-Golden Spread recognition as a DE, where he had 81 tackles, 9 sacks, 8 PD, 3 FRs and 5 FFs...A four-sport athlete, also lettered three times in basketball, twice in track and twice in wrestling...Was the district high jump champion in 2009, took home first-team All-District honors in 2009 and second-team All-District in 2008...Has three older brothers, including former CSU Ram, Austin, and one younger sister... Majored in communication studies.

# 80 CROCKETT GILLMORE

## COLLEGE STATISTICS

Year	Team	GP	GS	RECEIVING					RUSHING				
				No.	Yards	Avg.	LG	TD	No.	Yards	Avg.	LG	TD
2011	Colorado State	12	12	45	468	10.4	34	4	0	0	0.0	0	0
2012	Colorado State	11	10	19	263	13.8	69t	2	0	0	0.0	0	0
2013	Colorado State	14	14	47	577	12.3	52	2	0	0	0.0	0	0
<b>Totals</b>		<b>37</b>	<b>36</b>	<b>111</b>	<b>1,308</b>	<b>11.8</b>	<b>69t</b>	<b>8</b>	<b>0</b>	<b>0</b>	<b>0.0</b>	<b>0</b>	<b>0</b>

**Additional Statistics:** Produced 18 tackles (14 solo), 1 sack (-16 yards), 2 TFL (-19 yards), 1 FR and 1 PD as a DE, playing in 10 games as a full-time DE in 2010.

## 2014 BALTIMORE RAVENS DRAFT CLASS



**LB C.J. Mosley**  
1st Round (17th overall)



**DT Timmy Jernigan**  
2nd Round (48th overall)



**S Terrence Brooks**  
3rd Round (79th overall)



**TE Crockett Gillmore**  
3rd Round (99th overall)



**DE Brent Urban**  
4th Round (134th overall)



**RB Lorenzo Taliaferro**  
4th Round (138th overall)



**G/C John Urschel**  
5th Round (175th overall)



**QB Keith Wenning**  
6th Round (194th overall)



**WR Michael Campanaro**  
7th Round (218th overall)



BALTIMORE  
RAVENS

96

**BRENT URBAN**  
DEFENSIVE END | 6-7 | 295

COLLEGE: Virginia HS: Lorne Park Secondary (Mississauga, Ontario)  
BORN: 5/5/91, Brampton, Ontario  
EXP. (NFL/RAVENS): Rookie

## TRANSACTIONS

Brent Urban was selected by the Ravens in the fourth round (134th overall) of the 2014 NFL Draft.

## COLLEGE HONORS

- Honorable mention All-Atlantic Coast Conference (2013)
- National Defensive Lineman of the Week honors by College Football Performance Awards (9/28/13 at Pitt)

## COLLEGE CAREER

- Started 20 of 36 games in his career, producing 75 total tackles (26 solo), 16.5 TFL (-48 yards), 3 sacks (-15 yards), 2 FRs, 1 FF and 11 PD
- Led all NCAA down linemen in the country and finished sixth overall in the ACC with 9 PD in 2013



**2013: (8/8)** Earned honorable mention All-ACC accolades despite being limited by a high ankle sprain for much of the season...Led all NCAA down linemen in the nation and finished sixth overall in the ACC with 9 PD...Recorded a career-high 40 tackles (13 solo), 1 sack and finished second on the team with 11.5 TFL (-34 yards)

- Finished his collegiate career with 7 tackles, including 2 TFL, in the season finale vs. Virginia Tech
- Returned from a high ankle sprain at Miami, where he posted 3 tackles and 1 PD, limiting the Hurricanes' run game to 90 yards
- Registered a career-high 10 tackles at Ball State
- Tallied 4 TFL at Pittsburgh, helping hold the Panthers to 199 yards of total offense, en route to earning National Defensive Lineman of the Week honors from the College Football Performance Awards

**2012: (12/12)** One of 11 Cavaliers to start every game, seeing action mostly at strong-side DT...Recorded 20 tackles (7 solo), 2 sacks and 2.5 TFL (-11 yards)...Also had a FR he returned 16 yards for a TD

- Returned a FR 16 yards for a TD against Virginia Tech, becoming the first Cavalier with a FR-TD since Chris Cook in 2007...Added 5 tackles in the game
- Made 3 tackles and his first-career sack at N.C. State
- Registered 3 tackles at Penn State

**2011: (13/0)** Finished with 15 tackles (6 solo) and 2.5 TFL (-3 yards) while playing in every game for the Cavaliers

- Posted 2 solo tackles vs. Auburn in the Chick-fil-A Bowl
- Registered a season-high 6 stops vs. Virginia Tech
- Posted a season-high 3 tackles at North Carolina

**2010: (3/0)** Did not record any tackles in the three games he saw playing time...Participated in 13 defensive plays and one more on special teams

**2009: (0/0)** Did not see any game action while redshirting his true freshman season

**HIGH SCHOOL, PERSONAL:** Prepped at Lorne Park Secondary School (Mississauga, Ontario)...Was a two-time *Toronto Star* All-Star...Recorded 16 TFL, including 10 sacks, and 8 PD as a junior...Was an imposing figure who played left wing for one of the top junior hockey teams in North America, a Triple-A level club called the Mississauga Ice Dogs...His teammates included future NHL draft picks Ryan Ellis (Nashville Predators), Casey Cizikas (New York Islanders) and Jamie Devane (Toronto Marlies, the AHL affiliate of the Toronto Maple Leafs)...Also starred for his school's basketball team...Selected as the 15th-overall pick in the 2013 Canadian Football League Draft by the Hamilton Tiger-Cats...Was a general studies major at Virginia.

## COLLEGE STATISTICS

Year	School	GP	GS	TACKLES			SACKS		INTERCEPTIONS				FUMBLES				
				TT	Solo	Asst.	No.	Yards	No.	Yards	LG	TD	PD	FF	FR	Yards	
2010	Virginia	3	0	00	0	0	0.0	0.0	0	0	0	0	0	0	0	0	0
2011	Virginia	13	0	15	6	9	0.0	0.0	0	0	0	0	0	0	0	0	0
2012	Virginia	12	12	20	7	13	2.0	10.0	0	0	0	0	2	1	1	0	0
2013	Virginia	8	8	40	13	27	1.0	5.0	0	0	0	0	9	0	1	12t	0
<b>Totals</b>		<b>36</b>	<b>20</b>	<b>75</b>	<b>26</b>	<b>49</b>	<b>3.0</b>	<b>15.0</b>	<b>0</b>	<b>0</b>	<b>0</b>	<b>0</b>	<b>11</b>	<b>1</b>	<b>2</b>	<b>12</b>	

Additional Statistics: Blocked a kick in 2013.





BALTIMORE  
RAVENS

34

**LORENZO TALIAFERRO**  
RUNNING BACK | 6-0 | 226

**COLLEGE:** Coastal Carolina **HS:** Bruton (Williamsburg, VA)  
**BORN:** 12/23/91, Yorktown, VA  
**EXP. (NFL/RAVENS):** Rookie

## TRANSACTIONS

Lorenzo Taliaferro was selected by the Ravens in the fourth round (138th overall) of the 2014 NFL Draft...Taliaferro was the second of two Ravens' picks in the fourth round (DE Brent Urban, 134th overall).

## COLLEGE HONORS

- Walter Payton Award Finalist (2013) - Given to the Most Outstanding Offensive Player in the FCS
- Second-team All-American by the *Associated Press* & *The Sports Network* (2013)
- Big South Offensive Player of the Year and first-team All-Big South (2013)

## COLLEGE CAREER

- Finished his two-year career at Coastal Carolina with 356 rushing attempts for 2,086 yards (5.9 avg.) and 32 TDs
- Rushed for at least 100 yards in nine of 15 games in 2013, finishing with 1,729 yards and 27 TDs
- Earned Big South Offensive Player of the Week honors five times in 2013



**2013: (Coastal Carolina – 15/15)** Named Big South Offensive Player of the Year and earned first-team All-Conference honors after rushing 276 times for 1,729 yards (6.3 avg.) and 27 TDs...Added 23 receptions for 153 yards and 2 TDs...Rushed for over 100 yards in nine contests and averaged 115.3 ypg... Finished 11th in voting as a finalist for the Walter Payton Award (top offensive FCS player)...Broke several school single-season rushing records and set the conference standard in rushing attempts, rushing TDs, points scored (174), 3-plus TD games (5) and total TDs (29)

- Earned Big South Offensive Player of the Week honors after rushing 26 times for 151 yards and 4 TDs at Liberty
- Had a career-high 205 rushing yards on 32 carries (6.4 avg.) and 3 TDs at Elon
- Named BSC Offensive Player of the Week with 17 carries for 174 yards (10.3 avg.) and 3 TDs at Eastern Kentucky

**2012: (Coastal Carolina – 12/3)** Finished with 80 rushes for 357 yards and 5 TDs in his first season with Coastal Carolina... Added 5 receptions for 39 yards

- Recorded 9 carries for 48 yards and 2 TDs at Gardner-Webb
- Named the team's offensive MVP after posting 8 rushes for 38 yards and 1 reception for 12 yards at Appalachian St.

**2011: (Lackawanna (PA) College – 10/4)** Named to the All-Northeast Football Conference second team and earned Lackawanna Offensive MVP honors...Posted 76 rushes for 428 yards and 3 TDs...Added 123 receiving yards and 4 TDs... Finished second in conference in KOR yardage (27.6 avg) with 21 KORs for 579 yards and 1 TD

- Helped lead Lackawanna College to its ninth bowl game when the team appeared in the 2011 Salt City Bowl
- Named Northeast Football Conference Special Teams Player of the Week with 6 KORs for 242 yards (40.3 avg.), including an 80-yard TD, against Louisburg

**2010: (Lackawanna (PA) College – 10/0)** Recorded 19 carries for 96 yards and 1 TD and 9 catches for 68 yards and 1 TD as a freshman at Lackawanna

**HIGH SCHOOL, PERSONAL:** Prepped at Bruton (Williamsburg, VA) HS, where he was a two-sport athlete in football and basketball...Earned Group AA All-State second-team honors from the *Associated Press* and first-team All-State accolades from the Virginia High School Coaches Association... Appeared in the VHSCA All-Star game...Rushed for 1,678 yards and 21 TDs, helping lead the Panthers to the Region I/ Division III title and a berth in the state championship game... Earned the Bay Rivers Region Offensive Player of the Year honors...Majored in general studies at Coastal Carolina.

## COLLEGE STATISTICS

Year	Team	GP	GS	RUSHING					RECEIVING				
				No.	Yards	Avg.	LG	TD	No.	Yards	Avg.	LG	TD
2012	Coastal Carolina	12	3	80	357	4.5	25	5	5	39	9.5	14	0
2013	Coastal Carolina	15	15	276	1,729	6.3	51	27	23	153	6.7	37	2
<b>Totals</b>		<b>27</b>	<b>18</b>	<b>356</b>	<b>2,086</b>	<b>5.9</b>	<b>51</b>	<b>32</b>	<b>28</b>	<b>192</b>	<b>6.9</b>	<b>37</b>	<b>2</b>

**Additional Statistics:** Spent two seasons (2010-11) at Lackawanna (PA) College, appearing in 20 games and recording 95 carries for 524 yards (5.5 avg.) and 4 TDs... He also caught 21 passes for 191 yards and 5 TDs...Recorded 21 KORs for 579 yards (27.6 avg.) and 1 TD.



BALTIMORE  
RAVENS

64

**JOHN URSCHEL**  
GUARD/CENTER | 6-3 | 308

**COLLEGE:** Penn State **HS:** Canisius (Buffalo, NY)  
**BORN:** 6/24/91, Winnipeg, Canada  
**EXP. (NFL/RAVENS):** Rookie

## TRANSACTIONS

John Urschel was selected by the Ravens in the fifth round (175th overall) of the 2014 NFL Draft.

## COLLEGE HONORS

- Third-team All-American by the *Associated Press* (2013)
- First-team All-Big Ten (2012 and 2013)
- First-team Academic All-Big Ten (2010, 2011, 2012 and 2013)
- First-team Capital One/CoSIDA Academic All-American (2012 and 2013)
- William V. Campbell Trophy - Nation's premier college football scholar-athlete (2013)
- NFF National Scholar-Athlete Award (2013)
- Penn State Ernest B. McCoy Memorial Award for athletic and academic excellence (2013)
- Senior CLASS Award: Classroom, Community, Character, Competition (2013)

## COLLEGE CAREER

- Appeared in 40 games and started every contest (24) at right guard as a junior (2012) and senior (2013)
- Recorded 21 touchdown-resulting blocks and 181 key blocks/knockdowns in his two full seasons as a starter



**2013: (12/12)** Earned third-team All-American and first-team All-Big Ten accolades for the second-consecutive season after starting all 12 games at RG, becoming just the third Penn State offensive lineman to earn multiple first-team All-Big Ten honors (Jeff Hartings, 1993-95; Stefen Wisniewski, 2009-10)...Received the Nittany Lions' O-line Player of the Game honor in 10 of 12 contests and served as team captain

- Recorded 12 TD-resulting blocks and 97 knockdowns for an offense that gained 5,198 yards and scored 43 TDs
- Named first-team Capital One/CoSIDA Academic All-American for the second-straight season and was awarded Academic All-Big Ten honors for the third-consecutive season

**2012: (12/12)** Was selected first-team All-Big Ten, first-team Capital One/CoSIDA Academic All-American and Academic All-Big Ten after starting all 12 games at right guard

- Recorded 84 knockdowns, en route to helping Penn State lead the Big Ten in total offense (437.0 ypg), rank second in scoring offense (32.6 ppg) and passing offense (283.1 ypg)
- Paved the way for RB Zach Zwinak to rush for 1,000 yards, marking the eighth-consecutive season the Nittany Lions produced a 1,000-yard rusher

**2011: (13/0)** Earned Academic All-Big Ten honors after appearing in all 13 games as a reserve offensive guard

- Was part of an offensive line that led the Big Ten in fewest sacks allowed, permitting only 14 on the season

**2010: (3/1)** Earned Academic All-Big Ten honors for the first

time after appearing in three games

- Started his first-career game at right guard, playing 66 snaps in a 41-24 win vs. Indiana (11/20)

**2009: (0/0)** Redshirted as a true freshman

**HIGH SCHOOL, PERSONAL:** Prepped at Canisius (Buffalo, NY) HS, where he earned All-State and Western New York Lineman of the Year honors during his senior season after recording 77 tackles and 4.5 sacks at DT...Was a captain of the football team his senior season, while also serving as a three-year captain for the track and field team...Won the CHSAA Indoor Championship in 2009 with a 12-pound shot put toss of 56'-5.75" and had a 50'-0.25" toss at the 2009 New York Indoor Championships...In 2013, became the first Penn State player to win the William V. Campbell Trophy, given to the nation's premier college football scholar-athlete...Recipient of the 2013 Senior CLASS Award, which is based on excellence in four fields: classroom, community, character and competition...Taught Trigonometry and analytic geometry during the 2013 spring semester and taught integral vector calculus during the 2013 fall semester on the University Park campus...Authored a paper titled, "Instabilities of the Sun-Jupiter-Asteroid Three Body Problem" that was published in 2012 in the journal *Celestial Mechanics and Dynamic Astronomy*...Earned his degree in math in three years, graduated with a master's degree in math in one year, and is working on a second master's in math education, while maintaining a 4.0 GPA...Served as the student marshal for mathematics majors at the 2012 spring commencement.



BALTIMORE  
RAVENS

10

**KEITH WENNING**  
QUARTERBACK | 6-3 | 222

COLLEGE: Ball State HS: Coldwater (OH)  
BORN: 2/14/91, Coldwater, OH  
EXP. (NFL/RAVENS): Rookie

## TRANSACTIONS

Keith Wenning was selected by the Ravens in the sixth round (194th overall) of the 2014 NFL Draft.

## COLLEGE HONORS

- Second-team All-Mid-American Conference (2012 and 2013)

## COLLEGE CAREER

- Owns Ball State career records for TD passes (92), passing yards (11,402), completions (1,035) and pass attempts (1,642)
- Holds the school record with three games of 400-plus passing yards
- Set a single-game school record with 6 TD passes (vs. Miami, 2013)
- Finished his career with the fourth-most TD passes, passing attempts and completions and the sixth-most passing yards in Mid-American Conference history
- Two-time team captain who orchestrated 10 fourth-quarter comeback victories during his career



**2013: (13/13)** Earned second-team All-MAC honors after throwing for a school-record 4,148 yards and a career-high 35 TDs, while completing 64.1% of his passes (319 of 498)... Also rushed for 44 yards and 5 TDs as a senior

- Completed 24 of 40 passes for 340 yards and 3 TDs vs. Illinois State
- Established career highs in completion percentage (81.8% - 27 of 33), passing yards (445 - tied) and established a Ball State record with 6 passing TDs vs. Miami University

**2012: (12/12)** Named second-team All-MAC after completing a career-high 65.4% of his passes (301-of-460) for 3,095 yards and 24 TDs...Also rushed 56 times for 105 yards and 3 TDs

- Threw for 217 yards and 2 TDs vs. Central Florida in the Beef 'O' Brady Bowl
- Threw for a career-high 445 yards – tied for the second – highest single-game total in school history- vs. Kent State
- Completed 26 of 44 passing attempts for 222 yards and 2 TDs against Indiana

**2011: (12/12)** Completed 63.9% of his passes (287 of 449) for 2,786 yards and 19 TDs...Attempted 185-consecutive passes without an INT...Posted career highs with 57 rushing attempts for 182 yards and 3 TDs

- Established career highs in passing attempts (52) and completions (36), while throwing for 308 yards and 2 TDs against Toledo
- Completed 20 of 35 passes for 284 yards and 2 TDs, including a career-long 94-yard TD strike against Eastern Michigan

- Completed 70% of his passes (35 of 50) for a then-career-high 335 yards (ninth-highest single-game total in Ball State history) and 3 TDs at Western Michigan

**2010: (12/10)** Completed 128 of 235 passes for 1,373 yards and 14 TDs while starting 10 games as a freshman

- Completed 16 of 29 passes for 145 yards and 3 TDs, as well as carrying the ball 6 times for 15 yards, including his first-career rushing TD
- Threw for 217 yards and 3 TDs on 14-of-27 passing vs. Akron
- Completed 19 of 39 passes for 224 yards and 3 TDs at Toledo

**HIGH SCHOOL, PERSONAL:** Earned three letters in football at Coldwater (OH) HS...Led the Cavaliers to a 49-4 mark during his career, including a 13-2 record and a second place finish in the Midwest Athletic Conference as a senior... Helped the team to a state championship as a sophomore and a runner-up finish as a senior and two conference titles as a freshman and a junior...Completed 334 of 485 passes for 4,579 yards and 54 TDs and rushed for 2,366 yards and 22 TDs in prep career...Named Ohio Division 5 Offensive Player of the Year, All-State, All-Conference and All-Ohio as a senior after he completed 294 passes for a school-record 3,699 yards and a Cavaliers' record 40 TDs...His 4,713 combined yards is also a Coldwater record...Also earned second-team All-Conference as a junior...Set state championship game records with 40 completions, 54 attempts and 414 passing yards as a senior...Also lettered in baseball and basketball... Three-time All-Conference honoree in baseball...Second-team All-State in baseball and first-team All-Conference in basketball as a junior.



# 10 KEITH WENNING

## COLLEGE STATISTICS

Year	School	GP	GS	PASSING								RUSHING					
				Comp.	Att.	Yards	Comp%	Yds/Att	TD	INT	LG	Rating	No.	Yards	Avg.	LG	TD
2010	Ball State	12	10	128	235	1,373	54.5	5.8	14	14	63t	111.3	32	-3	-0.1	32	2
2011	Ball State	12	12	287	449	2,786	63.9	6.2	19	11	94t	125.1	57	182	3.2	20	3
2012	Ball State	12	12	301	460	3,095	65.4	6.7	24	10	52	134.8	56	105	1.9	17	3
2013	Ball State	13	13	319	498	4,148	64.1	8.3	35	7	75t	154.4	45	44	1.0	12	5
<b>Totals</b>		<b>49</b>	<b>47</b>	<b>1,035</b>	<b>1,642</b>	<b>11,402</b>	<b>63.0</b>	<b>6.9</b>	<b>92</b>	<b>42</b>	<b>94t</b>	<b>134.7</b>	<b>190</b>	<b>328</b>	<b>1.7</b>	<b>32</b>	<b>13</b>



BALTIMORE  
RAVENS

# 6

**MICHAEL CAMPANARO**  
WIDE RECEIVER | 5-9 | 185

**COLLEGE:** Wake Forest **HS:** River Hill (Clarksville, MD)  
**BORN:** 1/25/91, Clarksville, MD  
**EXP. (NFL/RAVENS):** Rookie

## TRANSACTIONS

Michael Campanaro was selected by the Ravens in the seventh round (218th overall) of the 2014 NFL Draft...Ravens acquired the 218th pick from the Browns in exchange for a 2015 draft choice.

## COLLEGE HONORS

- Second-team All-Atlantic Coast Conference (2012 and 2013)
- Third-team All-Atlantic Coast Conference by *Phil Steele* (2011)
- Fourth-team All-Atlantic Coast Conference as a kick returner by *Phil Steele* (2010)

## COLLEGE CAREER

- Finished his Demon Deacons career as the school's all-time leader in receptions (229) and ranked third in career receiving yards (2,506)...His 14 receiving TDs rank eighth in school history
- Produced the fourth-most receptions (79) in single-season school history in 2012
- Registered the most single-game receptions (16) by a Demon Deacon (11/3/12 vs. Boston College), also tying an ACC record with that mark...He tied that record of 16 again in 2013 against Louisiana-Monroe on 9/14
- Tallied 35 KORs for 828 yards (23.7 avg.), with a long of 53...Also posted 26 PRs for 156 yards (6.0 avg.), 1 TD and a long of 50
- Completed 6 of 7 pass attempts for 174 yards and 4 TDs, adding 51 rushes for 238 yards and 2 TDs



**2013: (8/8)** Earned second-team All-ACC honors while leading the team with 67 catches for 803 receiving yards and 6 TDs...Averaged 100.4 receiving yards per game and ranked sixth in the ACC in receptions despite missing the season's final four games with a shoulder injury...His 107.8 all-purpose yards per game also led the team...Completed 2 passes for 29 yards, including a 25-yard TD

- Produced 122 receiving yards on 11 receptions vs. Maryland...Also threw a 4-yard TD pass in the 34-10 victory over the Terps
- Had 153 receiving yards and 2 TDs on 12 catches in a 28-13 win vs. N.C. State

- Posted 16 catches for 177 yards vs. Louisiana-Monroe, tying a career best in receptions and the school record he set in 2012

**2012: (10/9)** Named second-team All-ACC and was a two-time ACC Receiver of the Week honoree, finishing with a career-high 79 catches for 763 yards and 6 TDs...His 79 receptions ranked fourth in school history and were tops in the ACC...Rushed 16 times for 82 yards and 1 TD, also leading the team in scoring with 42 points on 7 total TDs

- Produced 13 catches for 164 yards vs. North Carolina, posting the most receptions by a Demon Deacon against the Tar Heels in school history

# 6 MICHAEL CAMPANARO

- Had a massive game vs. Army, finishing with 196 all-purpose yards and 3 TDs...Posted 12 catches for 153 yards and 2 receiving TDs, in addition to rushing 5 times for 31 yards and a score against the Black Knights
- Tied an ACC record for most receptions in a single game with 16 catches vs. Boston College...His 3 TD receptions against the Eagles also tied a school record and were the most by a Demon Deacon since 1995
- Threw a 39-yard TD pass to Terence Davis and had 14 receiving yards on 5 receptions at N.C. State

**2011: (12/11)** A third-team All-ACC selection (*Phil Steele*), caught 73 passes for a career-high 833 yards and 2 TDs... Teamed with Chris Givens (83 receptions) to become the most potent pair of Wake Forest wideouts in school history with 156 combined catches...Was one of the team's primary punt returners with 9 PRs for 81 yards, including a 50-yard TD

- Racked up 10 catches for 128 yards receiving in the Music City Bowl vs. Mississippi State
- Tallied 9 catches for 72 yards and also returned a punt 50 yards for a TD vs. No. 9 Clemson
- Completed a 30-yard TD pass to Terence Davis and caught 4 passes for 60 yards vs. Florida State
- Attempted and completed his first-career pass on a 40-yard TD strike to Danny Dembry against N.C. State, also becoming the first Demon Deacon since 2010 (Marshall Williams) to throw and catch a TD in the same game
- Caught his first-career TD pass in the season opener at Syracuse, finishing with 7 catches for 79 yards

**2010:(12/1)** Named-fourth team All-ACC as a KOR (*Phil Steele*), leading Wake Forest in KORs (28), KOR yards (679) and KOR average (24.3)...Also posted 10 catches for 107 yards and 29 rushing attempts for 123 yards and 1 TD...Ranked second on the team with 909 all-purpose yards

- Seeing action mostly at RB, he carried the ball 19 times for 67 yards and posted 1 catch for 18 yards at N.C. State
- Recorded 165 KOR yards vs. Navy, the seventh-best single-game effort in school history, producing 209 all-purpose yards in the contest
- Rushed for 41 yards and scored his first collegiate TD on a 22-yard reverse at Stanford
- Made his collegiate debut vs. Presbyterian, catching 1 pass for 5 yards and rushing for 4 yards on 2 carries

**2009: (0/0)** Redshirted as a true freshman

**HIGH SCHOOL, PERSONAL:** Prepped at River Hill (Clarksville, MD) HS, where he earned *Washington Post* All-Met Offensive Player of the Year honors as a senior...Named the Howard County Offensive Player of the Year in 2008, helping River Hill to consecutive 2A State Championships in 2007 and 2008...Ran for 1,848 yards and 29 TDs as a senior while catching 17 passes for 266 yards and 7 scores...Also had 71 tackles and 7 INTs on defense as a senior...Registered over 6,500 yards and 90 TDs during his three-year varsity career, also returning 8 kicks for TDs...Majored in communication at Wake Forest... Last name pronounced: camp-ah-NAIR-oh.

## COLLEGE STATISTICS

Year	School	GP	GS	RECEIVING					RUSHING				
				No.	Yards	Avg.	LG	TD	No.	Yards	Avg.	LG	TD
2010	Wake Forest	12	1	10	107	10.7	22	0	29	123	4.2	22	1
2011	Wake Forest	12	11	73	833	11.4	41	2	2	23	11.5	18	0
2012	Wake Forest	10	9	79	763	9.7	41	6	16	82	5.1	14	1
2013	Wake Forest	8	8	67	803	12.0	66	6	4	10	2.5	4	0
<b>Totals</b>		<b>42</b>	<b>29</b>	<b>229</b>	<b>2,506</b>	<b>10.9</b>	<b>66</b>	<b>14</b>	<b>51</b>	<b>238</b>	<b>4.7</b>	<b>22</b>	<b>2</b>

**Additional Statistics:** Had 35 KORs for 828 yards (23.7 avg.), with a long of 53. Posted 26 PRs for 156 yards (6.0 avg.), 1 TD and a long 50. Also completed 6 of 7 pass attempts for 174 yards and 4 TDs.

## RAVENS ALL-TIME DRAFT PICKS BY COLLEGE

Alabama 7, Arizona 2, Arizona State 2, Auburn 1, Ball State 1, Baylor 1, Bowling Green 1, BYU 1, California 2, Cal Poly 1, Central Florida 2, Central Missouri State 1, Cincinnati 1, Coastal Carolina 1, Colorado 3, Colorado State 1, Colorado State - Pueblo 1, Delaware 2, East Carolina 2, Eastern Washington 1, Elon 1, Florida 4, Florida International 1, Florida State 3, Georgia 2, Georgia Tech 4, Harvard 1, Illinois 1, Indiana 2, Iowa 1, Iowa State 1, Kansas State 2, Kentucky 2, Louisville 3, Maryland 2, Miami (FL) 6, Michigan 1, Minnesota 1, Mississippi 1, Mississippi State 1, Missouri Southern St. 1, Montana 1, Morehouse 1, Nebraska 1, New Mexico 2, New Mexico State 1, Nicholls State 1, Norfolk State 1, North Carolina 1, Northern Arizona 1, Northwestern 1, Northwestern State 1, Notre Dame 4, Ohio State 2, Ohio University 1, Oklahoma 7, Oregon 4, Oregon State 2, Penn State 3, Rutgers 1, South Carolina State 1, Southern Mississippi 2, SW Louisiana 1, Stephen F. Austin 1, Syracuse 3, TCU 1, Temple 1, Tennessee 3, Texas 3, Texas Tech 1, Toledo 1, Trinity International 1, UCLA 1, Utah 3, UTEP 1, Virginia 4, Virginia Tech 3, Wake Forest 2, Washington State 1, Weber State 2, Western Illinois 1, Wisconsin 2, Wyoming 1.

# 2014 FIRST-YEAR PLAYERS



BALTIMORE  
RAVENS

# 40

## SHAUN CHAPAS

FULLBACK | 6-2 | 241

COLLEGE: Georgia HS: The Bolles School (Jacksonville, FL)

BORN: 5/2/88, St. Augustine, FL

EXP. (NFL/RAVENS): 1/1 GP/GS (PLAYOFFS): 6/1 (0/0)

**TRANSACTIONS:** Shaun Chapas signed with the Ravens on 5/19/14...Waived by Jacksonville on 5/12/14...Signed to the Jaguars' active roster from their practice squad on 12/30/13...Signed to Jacksonville's practice squad on 11/26/13...Waived from the Lions' practice squad on 10/16/13...Signed to Detroit's practice squad on 9/1/13...Released by the Lions on 8/31/13...Signed to the Lions' active roster from their practice squad on 12/14/12...Signed to Detroit's practice squad on 9/3/12...Waived by the Cowboys on 8/31/12...Signed to Dallas' active roster from their practice squad on 11/30/11...Signed to the Cowboys' practice squad on 9/5/11...Released by Dallas on 9/3/11...Originally selected by the Cowboys in the seventh round (220th overall) of the 2011 draft.

**2013: (with Detroit/Jacksonville – 0/0)** Spent time on the Jaguars' active roster and practice squad after signing with Jacksonville on 11/26...Also spent time on the Lions' practice squad before being released on 10/16

**2012: (with Detroit – 3/1)** Posted 1 reception for 6 yards while playing in three games after being signed to the Lions' active roster from their practice squad on 12/14...Caught 1 pass for 6 yards in **game 16 vs. Chi (12/30)**...Made his first-career start at FB in **game 15 vs. Atl. (12/22)**...Saw action at RB in **game 14 at Ari. (12/16)**

**2011: (with Dallas – 3/0)** Recorded his first-career reception (9 yards) after being signed to the Cowboys' active roster from their practice squad on 11/30...Saw action in **game 14 at TB (12/17)** and **game 13 vs. NYG (12/11)**...Made his NFL debut and posted his first-career reception for a career-long 9 yards in **game 12 at Ari. (12/4)**

**COLLEGE:** Saw action in 49 games for the Bulldogs, carrying the ball 40 times for 155 yards and 3 TDs and caught 26 passes for 221 yards and 4 TDs...Named team captain as a senior in 2010 and appeared in 11 games (nine starts)...Finished sixth on the team with 44 rushing yards and 1 TD on 15 carries and caught 5 passes for 29 yards and 2 TDs...As a junior in 2009, started seven of 12 games and rushed 7 times for 45 yards and 1 TD and caught 9 passes for 50 yards and 1 TD...Played in 13 games, including six starts, and finished with 7 rushes for 25 yards and caught 9 passes for 120 yards and 1 TD as a sophomore in 2008...Was named the team's Most Improved RB after appearing in 13 games as a freshman in 2007 after carrying the ball 11 times for 41 yards and posting 3 receptions for 22 yards...Received *ESPN* Academic honors as well as UGA's Athletic Director's Honor Roll distinction as a senior...Earned his bachelor's degree in marketing and kinesiology.

**HIGH SCHOOL, PERSONAL:** Prepped at The Bolles School (Jacksonville, FL) and earned *Florida Times-Union* Super 24, *Tallahassee Democrat* Top 75 and *Orlando Sentinel* Top 100 honors as a junior...Missed his senior season with an ACL knee injury...Helped lead the Bulldogs to Class AA state title as a junior blocking back, also rushing for 9 TDs on 38 carries and catching 2 TDs on his 9 receptions...Named team's Athlete of the Year as a freshman.



From 2008-13, the Baltimore Ravens had a 39-9 record at M&T Bank Stadium, the second-best home mark (NE, 42-6) over that span.



# 2014 FIRST-YEAR PLAYERS



BALTIMORE  
RAVENS

# 70

**DAVID MIMS**  
TACKLE | 6-8 | 350

**COLLEGE:** Virginia Union **HS:** South Mecklenburg (Charlotte, NC)  
**BORN:** 5/18/88, Charlotte, NC  
**EXP. (NFL/RAVENS):** 1/1 **GP/GS (PLAYOFFS):** 0/0 (0/0)

**TRANSACTIONS:** David Mims was signed to a Reserve/Future contract with the Ravens on 12/30/13...Signed to Baltimore's practice squad on 11/20/13...Waived by the Ravens on 8/25/13...Signed to a Reserve/Future contract with Baltimore on 1/3/13...Signed to the Chiefs' practice squad on 9/1/12...Waived by Kansas City on 8/31/12...Signed to the Chiefs' active roster on 11/29/11...Signed to Kansas City's practice squad on 9/4/11...Waived by the Chiefs on 9/3/11...Originally signed with Kansas City as an undrafted free agent on 7/27/11.

**2013: (with Baltimore – 0/0)** Spent time on the Ravens' practice squad

**2012: (with Kansas City – 0/0, 0/0)** Spent the entire season on the Chiefs' practice squad

**2011: (with Kansas City – 0/0)** Was promoted to the active roster for the final five games after spending the majority of the season on Kansas City's practice squad...Was a game-day inactive for final five contests

**COLLEGE:** Was a four-year letterman at Virginia Union, starting all 42 career games...Earned All-Central Intercollegiate Athletic Association honors all four seasons and was a two-time All-America selection...Chosen as a team captain his junior and senior seasons...Started 10 games at LT as a senior in 2010 when he was named an All-America selection and earned All-CIAA accolades...Helped pave the way for RB Jere Washington to amass 850 rushing yards and 9 TDs on the season...Started 10 games in 2009 as a junior, helping the Panthers rank first in the conference in rushing offense (192.4 ypg)...Earned All-America and first-team All-CIAA honors...Started all 10 games at LT as a sophomore in 2008, earning All-Conference honors...Helped protect QB Lamar Little, allowing him to throw for 1,277 yards and 14 TDs...Started 12 games in 2007 as a freshman and was named an All-Conference selection.

**HIGH SCHOOL, PERSONAL:** Prepped at South Mecklenburg (Charlotte, NC) HS...Participated in the Ravens' annual Holiday Helpers event in 2013, serving as a personal shopper for disadvantaged youth.



BALTIMORE  
RAVENS

# 86

**NATHAN OVERBAY**  
TIGHT END | 6-5 | 260

**COLLEGE:** Eastern Washington **HS:** W.F. West (Chehalis, WA)  
**BORN:** 1/4/87, Lakewood, WA  
**EXP. (NFL/RAVENS):** 1/1 **GP/GS (PLAYOFFS):** 0/0 (0/0)

**TRANSACTIONS:** Nathan Overbay was signed to a Reserve/Future contract with the Ravens on 12/30/13...Signed to the Ravens' practice squad on 12/17/13...Waived by the Houston Texans on 11/20/13...Signed to the Texans' practice squad on 9/17/13...Waived by the Pittsburgh Steelers on 8/31/13...Signed with the Steelers on 8/8/13...Waived by the Detroit Lions on 6/4/13...Signed with the Lions on 1/7/13...Waived by Detroit on 8/25/12...Signed by the Lions on 1/10/12 to Reserve/Future contract...Signed to the Lions' practice squad on 10/25/11...Waived by the Lions on 10/19/11...Signed to Detroit's practice squad on 9/14/11...Waived by the Tampa Bay Buccaneers on 9/3/11...Elevated to the Bucs' 53-man roster on 12/20/10...Signed to the Buccaneers' practice squad on 10/26/10...Waived by the Miami Dolphins on 9/14/10...Signed to Dolphins' practice squad on 9/6/10...Waived by the Denver Broncos on 9/3/10...Originally signed by the Denver Broncos as a rookie free agent on 4/26/10.

# 2014 FIRST-YEAR PLAYERS

**2013: (with Detroit, Pittsburgh, Houston and Baltimore – 0/0)** Spent two regular season games on the Ravens' practice squad...Became a member of the Texans' practice squad for eight weeks after being signed by the team on 9/17...Started the 2013 campaign by spending four preseason games with the Steelers...Attended offseason workouts with the Lions before being waived on 6/4

**2012: (with Detroit – 0/0, 0/0)** Attended offseason workouts and took part in training camp with the Lions before being waived on 8/25

**2011: (with Tampa Bay/Detroit – 0/0, 0/0)** Spent 14 weeks on the Lions' practice squad...Attended offseason workouts and took part in training camp with the Buccaneers before being released on 9/3

**2010: (with Denver, Miami, and Tampa Bay – 0/0, 0/0)** Spent the majority of the season on the Buccaneers' practice squad...Was elevated to the 53-man roster on 12/20 for the final two regular season games, but was inactive for both...Was on Dolphins' practice squad for one game after signing with the team on 9/6...Started the 2010 campaign by spending four preseason games with the Broncos before being released on 9/3

**COLLEGE:** Played four seasons at Eastern Washington after redshirting during the 2005 campaign...Played in 43 career games, making 23 starts...Caught 93 passes for 1,189 yards and 19 TDs in his career...Named to the 2009 All-Big Sky Conference first team...Finished his senior season with 51 catches for 588 yards and a team-leading 13 TD receptions...Posted a career-high 8 receptions for 100 yards and 1 TD in the season finale against Stephen F. Austin...Played in 12 games, starting nine, as a junior in 2008...Earned honorable mention All-Big Sky honors for his play that year...Totaled 28 catches for 364 yards and 2 TDs for the year...Hauled in 4 passes for 64 yards and 1 TD at Portland State...Appeared in nine games, starting two, in 2007 as a sophomore...Recorded 12 catches for 215 yards and 3 TDs...Injured his hand against Portland State, causing him to miss three games...Exploded for 5 catches with 75 yards and 1 TD against McNeese State in the first round of the NCAA Football Championship Subdivision Playoffs...Played in 11 games as a redshirt freshman in 2006...Redshirted as a true freshman in 2005...Graduated with a degree in interdisciplinary studies.

**HIGH SCHOOL, PERSONAL:** Prepped at W.F. West (Chehalis, WA) HS, graduating in 2005...Named first-team All-State and All-Pac 9 as a wide receiver... Played in 4A/3A East-West All-State game, earning MVP honors for the East squad...Hauled in 81 passes for 1,485 yards and 17 TDs as a senior... Earned honors on the basketball court as well, being named All-Pac 9 MVP after averaging 26 points and 16 rebounds as a junior...Pitched and played outfield on the baseball team, earning honorable mention All-Pac 9 honors as a junior and senior...Is the nephew of Major League Baseball player Lyle Overbay.



BALTIMORE  
RAVENS

7

**GERRARD SHEPPARD**  
WIDE RECEIVER | 6-2 | 207

**COLLEGE:** Towson **HS:** McDonogh (Owings Mills, MD)  
**BORN:** 11/16/90, Baltimore, MD  
**EXP. (NFL/RAVENS):** 1/1 **GP/GS (PLAYOFFS):** 0/0 (0/0)

**TRANSACTIONS:** Gerrard Sheppard was signed to a Reserve/Future contract with Baltimore on 12/30/13...Signed to the Ravens' practice squad on 9/2/13...Waived by Baltimore on 8/25/13...Originally signed with the Ravens as a rookie free agent on 5/3/13.

**2013: (with Baltimore – 0/0)** Spent the season on the Ravens' practice squad

**COLLEGE:** Saw action in 23 games (nine starts) at Towson, totaling 52 catches for 584 receiving yards and 5 TDs in two seasons...Originally began his collegiate career at Connecticut, where he played in eight games over a two-season span before transferring to Towson...Played in 11 games (nine starts) as a senior with the Tigers, tallying 30 catches for 310 yards and 3 TDs...Helped the Tigers' attack average 442.4 yards of offense per game and 31.9 points per contest in 2012...Registered a career-high-tying 7 receptions for a career-high 86 yards against No. 7 Old Dominion...Appeared in all 12 games as a junior in his first season at Towson, finishing third on the team with 22 receptions for 274 yards and 2 TDs...Played a key role in the Tigers' 39-35 come-from-behind victory at Old Dominion, posting a career-high 7 receptions for 75 yards...Also recovered a clutch onside kick with three minutes remaining vs. ODU, setting up the Tigers' game-winning TD...Helped Towson to a 28-17

# 2014 FIRST-YEAR PLAYERS

win at Rhode Island with 5 catches for 30 yards, with the Tigers clinching the Colonial Athletic Association Championship... Caught 2 passes for 65 yards in the FCS playoff game against Lehigh, including a 52-yard TD pass with 12:36 remaining to give Towson a 38-31 lead...As a sophomore at Connecticut in 2010, posted 1 catch for 8 yards in 10 games...Saw action from scrimmage and on special teams, helping the Huskies win the Big East title and earn a berth in the Fiesta Bowl against Oklahoma, where he started against the Sooners...Majored in communication studies at Towson.

**HIGH SCHOOL, PERSONAL:** Prepped at McDonogh School (Owings Mills, MD), where he earned first-team All-State and All-Metro honors as a senior...Only played one season of football, posting 67 receptions for 897 receiving yards and 11 TD catches...Also earned several first-team All-Metro honors in basketball as a guard, scoring 1,400 points for McDonogh during his prep career...Was a member of the National Honor Society.



BALTIMORE  
RAVENS

# 84

## PHILLIP SUPERNAW

TIGHT END | 6-5 | 248

COLLEGE: Ouachita Baptist HS: James E. Taylor (Katy, TX)

BORN: 1/30/90, Katy, TX

EXP. (NFL/RAVENS): 1/1 GP/GS (PLAYOFFS): 1/0 (0/0)

**TRANSACTIONS:** Phillip Supernaw signed with the Ravens on 5/19/14...Waived by Houston on 5/14/14...Signed to the Texans' active roster from their practice squad on 12/27/13...Signed to Houston's practice squad on 12/17/13...Waived by the Texans on 7/25/13...Re-signed with Houston on 3/11/13...Waived from the Texans' practice squad on 10/18/12...Signed to Houston's practice squad on 9/1/12...Released by the Texans on 8/31/12...Originally signed with Houston as an undrafted free agent on 5/14/12.

**2013: (with Houston – 1/0)** Spent the final two weeks of the season with the Texans (Week 15 on their practice squad and Week 16 on the active roster)...Saw action in his first-career game in the **season finale at Ten. (12/29)** after being signed to Houston's active roster from their practice squad on 12/27

**2012: (with Houston – PS)** Spent the first six weeks of the season on the Texans' practice squad before being placed on the Practice Squad/Injured List (right foot)

**COLLEGE:** A four-year starter at Ouachita Baptist, Supernaw saw action in 40 career games (36 starts), catching 64 passes for 710 yards and 10 TDs...Helped lead the Tigers to the inaugural Great American Conference Championship in 2011, as he snagged 22 catches for 301 yards and 3 TDs as a senior...Named first-team All-Gulf South Conference as a junior in 2009.

**HIGH SCHOOL, PERSONAL:** Prepped at James E. Taylor (Katy, TX) HS.

## M&T BANK STADIUM FIRSTS

M&T Bank Stadium opened to start the 1998 season, and the Ravens played their first game on Sept. 6 vs. the Steelers.

EVENT	OPPONENT	DATE	SCORE
First Win	Cincinnati Bengals	9/27/98	31-24, Ravens
First Loss	Pittsburgh Steelers	9/6/98	20-13, Steelers
First Passing TD	Pittsburgh Steelers	9/6/98	20-13, Steelers
<b>(Jermaine Lewis from Eric Zeier, 64 Yards - fourth quarter)</b>			
First Rushing TD	Cincinnati Bengals	9/27/98	31-24, Ravens
<b>(Priest Holmes, 3-Yard run - first quarter)</b>			
First Interception	Pittsburgh Steelers	9/6/98	20-13, Steelers
<b>(Duane Starks - second quarter)</b>			
First Field Goal	Pittsburgh Steelers	9/6/98	20-13, Steelers
<b>(Matt Stover, 41 yards - first quarter)</b>			
First Blocked Punt	Denver Broncos	9/30/02	34-23, Ravens
<b>(Ed Reed - second quarter: Den. 16-yard line - Led to a Jamal Lewis TD 3 plays later)</b>			



# 2014 FIRST-YEAR PLAYERS



BALTIMORE  
RAVENS

# 13

**MIKE WILLIE**  
WIDE RECEIVER | 6-2 | 220

**COLLEGE:** Arizona State **HS:** Woodrow Wilson Classical (Long Beach, CA)  
**BORN:** 6/17/90, Long Beach, CA  
**EXP. (NFL/RAVENS):** 1/1 **GP/GS (PLAYOFFS):** 0/0 (0/0)

**TRANSACTIONS:** Mike Willie signed with the Ravens as a free agent on 6/20/14...Waived by the Chargers on 8/31/13... Activated from San Diego's practice squad to the 53-man roster on 12/18/12...Signed to the Chargers' practice squad on 9/1/12 after being waived on 8/31/12...Originally signed with San Diego as a rookie free agent on 5/14/12.

**2013: (with San Diego – 0/0, 0/0)** Participated in offseason workouts and training camp before being waived on 8/31/13...Was out of the NFL for the remainder of the 2013 season.

**2012: (with San Diego – 0/0)** Spent a majority of the season on the Chargers' practice squad before being elevated to the 53-man roster on 12/18...Was a game-day inactive for the season's final two contests.

**COLLEGE:** Saw action in 25 career games (21 starts) for the Sun Devils, recording 72 receptions for 897 yards and 9 TDs... Played in all 13 games (12 starts) as a senior in 2011, finishing the season with 36 catches for 455 yards and 3 TDs... Caught 2 TDs against Utah, finishing the game with 7 catches for 98 yards... Played in all 12 games (nine starts) as a junior, recording 36 catches for 442 yards and 6 TDs... Had 8 receptions for 114 yards and 1 TD vs. Northern Arizona, with each reception earning a first down... Caught 5 passes for 74 yards and 2 TDs against Oregon after the Ducks hadn't allowed a TD pass in their opening three games... Played at Cerritos (Norwalk, CA) Community College prior to Arizona State, totaling 76 catches for 1,106 yards and 4 TDs in 22 games... Earned second-team All-Conference honors in 2009 after tallying 39 receptions for 760 receiving yards and 2 TDs... Majored in interdisciplinary studies at ASU, with a focus on sociology and communication.

**HIGH SCHOOL, PERSONAL:** Prepped at Woodrow Wilson Classical (Long Beach, CA) HS, where he totaled nearly 1,600 receiving yards over his three-year varsity career... Was named All-CIF as a senior and All-Moore League following his junior and senior seasons... Posted 700 receiving yards and 6 TDs as a senior after catching 50 passes for 810 yards and 6 TDs during his junior campaign.

## TOP 5 "O" OUTPUTS

In the 2011 Week 3 win at St. Louis, Baltimore's offense registered 553 yards of offense (385 passing and 168 rushing), marking the highest output in team history. The Ravens' Top 5 all-time single-game marks have come during the John Harbaugh Era, all of which have resulted in a Ravens' victory.



### RAVENS TOP TOTAL NET YARDS (Single-Game History)

Yards	Game/Date	Result
553	9/25/11 at STL	W, 37-7
548	12/13/09 vs. Det.	W, 48-3
533	12/23/12 vs. NYG	W, 33-14
503	9/23/12 vs. NE	W, 31-30
501	9/13/09 vs. KC	W, 38-24

# 2014 ROOKIE FREE AGENTS



BALTIMORE  
RAVENS

# 61

**LEVI BROWN**  
DEFENSIVE TACKLE | 6-2 | 310

**COLLEGE:** Temple **HS:** Liberty (Bethlehem, PA)  
**BORN:** 5/12/91, Plainfield, NJ  
**EXP. (NFL/RAVENS):** Rookie

Levi Brown signed with the Ravens as a rookie free agent on 5/12/14...Appeared in 43 games for the Owls, totaling 72 tackles (41 solo), 1 sack (-5 yards), 1 FF and 9 TFL (-19 yards)...Named team captain as a senior when he totaled 16 tackles (12 solo) and 2 TFL on the season...Saw action in 10 games (four starts) but missed two games due to a hamstring injury his final year at Temple...Posted 5 solo tackles, including 1 TFL (-3 yards) vs. Houston...Earned first-team All-Big East honors (*College Sports Madness*) after playing in all 11 games (eight starts) at NT as a junior...Compiled a career-high 27 tackles (15 solo), 3.5 TFL (-5 yards) and a half-sack (-1 yard)...Tied a career high with 6 tackles (5 solo) and a half-sack (-1 yard) vs. Cincinnati...Appeared in all 13 games (a career-high 12 starts) and netted 23 tackles (10 solo), 1 FF, a half-sack (-4 yards) and a career-high 3.5 TFL (-10 yards)...Started and had a career-high 6 tackles (3 solo) vs. Army...Played in 10 games and posted 5 tackles (4 solo) as a redshirt freshman in 2010...Redshirted in 2009...Earned his degree from Temple in criminal justice in 2013...Prepped at Liberty (Bethlehem, PA) HS, where he played on the offensive and defensive line...Was the lead blocker and the leading tackler on the PIAA Class 4A championship team...Named first-team Class 4A All-State by the *Associated Press* and received All-Area honors from the *Allentown Morning Call* as a D-lineman and two-way first-team Lehigh Valley Conference honors as a senior.



BALTIMORE  
RAVENS

# 17

**JEREMY BUTLER**  
WIDE RECEIVER | 6-2 | 218

**COLLEGE:** Tennessee-Martin **HS:** Booker (Sarasota, FL)  
**BORN:** 4/22/91, Bradenton, FL  
**EXP. (NFL/RAVENS):** Rookie

Jeremy Butler signed with the Ravens as a rookie free agent on 5/12/14...Recorded 141 receptions (third most in school history) for 1,953 yards (fifth most in school history) and 20 TDs (second most in school history) in two seasons with the Skyhawks...Earned third-team All-American honors as a senior after posting 90 catches for 1,203 yards and 10 TDs in 2013...In his first season at UT-Martin in 2012, Butler racked up 51 catches for 750 yards (14.7 yards) and 10 TDs...Earned Ohio Valley Conference Newcomer of the Week honors after posting 13 catches for 142 yards and 2 TDs at Tennessee Tech...Prior to playing for the Skyhawks, he starred at the College of the Sequoias (Visalia, CA), where he appeared in 11 games, recording 48 receptions for 617 yards and 6 TDs in 2011...Also played at Reedly (CA) Community College in 2009, when he recorded 20 catches for 204 yards and 1 TD in 10 games...Prepped at Booker (Sarasota, FL) HS, where he lettered twice in football and was named first team All-Area as a senior.

# 2014 ROOKIE FREE AGENTS



BALTIMORE  
**RAVENS**

# 16

## JACE DAVIS

WIDE RECEIVER | 6-1 | 206

COLLEGE: Northern Colorado HS: East (Denver, CO)

BORN: 8/22/91, Denver, CO

EXP. (NFL/RAVENS): Rookie

Jace Davis signed with the Ravens as a rookie free agent on 5/12/14...In 43 career games at Northern Colorado, Davis recorded 162 receptions for 2,470 receiving yards and 16 TDs...Averaged 15.2 yards per catch while with the Bears, earning first-team All-Big Sky honors in 2010 and honorable mention All-Conference accolades in 2012...Posted 44 catches for 673 receiving yards and 5 TDs during his 2013 senior campaign, starting eight of 12 games...Caught 12 passes for 156 yards and 3 TDs against Colorado State-Pueblo...As a junior in 2012, earned Big Sky All-Conference honorable mention accolades after leading the Bears with 50 receptions and finishing second in receiving yards (642)...Recorded at least 1 catch in all 10 games he played, also topping 100 receiving yards twice, including a season-high 123 yards on 10 receptions at Sacramento State...Sat out the 2011 campaign while focusing on academics...As a sophomore in 2010, was named to the Big Sky All-Conference first team after posting 53 receptions for 992 yards and 7 TDs...His 992 yards ranked as the seventh-best total in UNC single-season history, while his 53 receptions ranked 12th...Recorded three 100-yard receiving games on the season and also completed a 30-yard TD pass against Eastern Washington...Became just the second player in school history to be named to the conference's offensive first team, joining Ryan Chesla (2007-08)...Registered a career-best 207 receiving yards and 2 TDs on 8 catches at Montana State...As a true freshman in 2008, played in 10 games (three starts), catching 15 passes for 163 yards and 1 TD...Recorded his lone TD of the year in the win over South Dakota, the same game in which he had a season-best 58 receiving yards...Majored in communications while at Northern Colorado...Prepped at Denver (CO) East HS and Highlands Ranch (CO) HS, earning three letters in football, four in basketball and one in track & field...Was a first-team All-Conference selection and was also named to the All-State basketball team as a junior...Older sister, Jade, played basketball (guard) at Wisconsin...Name is pronounced: JASE.

## DID YOU KNOW?

The Ravens have recruited and signed a number of rookie free agent gems in their 18-year history:

- RB Priest Holmes - 1997 (19 starts)
  - C Mike Flynn - 1997 (115 starts)
  - DE Marques Douglas - 2000 (32 starts)
  - FB Alan Ricard - 2000 (32 starts)
  - S Will Demps - 2002 (46 starts)
  - DT Ma'ake Kemoeatu - 2002 (21 starts)
  - LB Bart Scott - 2002 (58 starts)**
  - RS BJ Sams - 2004 (1 start)
  - LB Jameel McClain - 2008 (32 starts)
  - LB Dannell Ellerbe - 2009 (7 starts)
  - WR Deonte Thompson - 2012
  - K Justin Tucker - 2012**
  - WR Marlon Brown - 2013 (12 starts)
  - S Brynden Trawick - 2013
- (Starts are with the Ravens)

\*Bold/Purple indicates Pro Bowl performer while with the Ravens



Marlon Brown finished his rookie season (2013) fourth on the team with 49 receptions for 524 yards (second on team), including a team-leading and rookie franchise-record-tying 7 TDs.



# 2014 ROOKIE FREE AGENTS



BALTIMORE  
**RAVENS**

# 47

**NICHOLAS DIMARCO**  
OUTSIDE LINEBACKER | 6-2 | 237

**COLLEGE:** William Penn **HS:** Francis Howell North (St. Charles, MO)  
**BORN:** 1/28/92, St. Charles, MO  
**EXP. (NFL/RAVENS):** Rookie

Nicholas DiMarco signed with the Ravens as a rookie free agent on 6/20/14...Waived by the New York Jets on 5/30/14 after originally signing with the Jets as a rookie free agent on 5/10/14...Was a three-year starter at William Penn, where he appeared in 34 career contests (27 starts)...Totaled 133 tackles (83 solo), 47 TFL (-217 yards), 22.5 sacks (-123 yards), 12 PD, 5 FFs, 5 FRs and 3 INTs with the Statesmen...Earned first-team Midwest League (NAIA) honors as a senior DE in 2013 after ranking second in the conference in with 26 TFL (-109 yards) and tying for second with 13 sacks (-58 yards)...Named the Midwest League's Defensive Player of the Week after posting 10 tackles and 2 sacks in the 65-0 victory over Waldorf...Established career bests in tackles (55), TFL, sacks and FFs (3) in his final season at William Penn, leading the team in each of those categories...Appeared in 12 games (11 starts) as a junior, registering 45 tackles (29 solo), team bests 14.5 TFL (-69 yards) and sacks (6.5 for -38 yards), 5 PD, 2 INTs and 1 FR during a 9-3 campaign...Played in all 11 contests (five starts) in 2011, netting 33 tackles (18 solo), 6.5 TFL (-39 yards), 3 sacks (-27 yards), 3 PD, 2 FFs, 2 FRs and 1 INT...Majored in physical education with an emphasis in strength and conditioning...Prepped at Francis Howell North (MO) HS, where he was a seven-time All-Conference selection, five-time All-District pick and an All-Metro honoree...Named second-team All-State roster as a kicker...Set a school record for receiving yards and ranked second in scoring...Had a single-game standout performance of 8 receptions for 185 yards, 3 TDs, 2 FGs and 2 sacks...Also participated in track and field.



BALTIMORE  
**RAVENS**

# 79

**PARKER GRAHAM**  
TACKLE | 6-7 | 305

**COLLEGE:** Oklahoma State **HS:** Webb City (MO)  
**BORN:** 2/14/91, Webb City, MO  
**EXP. (NFL/RAVENS):** Rookie

Parker Graham signed with the Ravens as a rookie free agent on 5/12/14...Appeared in 41 games (31 starts) for the Cowboys, taking over starting duties during the second half of his sophomore season in 2011...Started all 13 games as a senior in 2013 – the first five games at left tackle and the final eight at right guard – and did not allow a sack en route to earning first-team All-Big 12 honors and Academic All-Big 12 honors...Received the coach's Offensive Line MVP award for half of the games...Contributed 16 knockdown blocks, including 3 each against Iowa State, Texas Tech, Texas and Baylor...Started all 13 games as a junior in 2012, playing right tackle in the opening two games before switching over to the left side...Earned Academic All-Big 12 honors and team offensive line MVP honors against Texas Christian and Oklahoma, as awarded by the coaches...Played a season-high 97 snaps at Arizona, contributing 6.5 knockdown blocks...Also tallied 7 knockdown blocks against Louisiana and 4 at Oklahoma...Started five games as a sophomore in 2011, including a start at right tackle in Oklahoma State's 41-38 OT victory over Stanford in the Tostitos Fiesta Bowl...Posted 20 knockdown blocks in 2011, including 4 each against Texas and Texas Tech, while allowing just 2 sacks... Appeared in three games (Washington State, Tulsa and Arizona) as a redshirt freshman in 2010 after redshirting as a true freshman in 2009...Graduated in 2012 with a degree in management and marketing and is currently pursuing his master's in business administration...Prepped at Webb City (MO) HS, where he was named to the All-State, All-Area, All-District and All-Conference teams...Helped lead his team to a 15-0 record and Missouri State Championship...Also played along the defensive front as a senior, recording 30 tackles and a sack...Was a member of the basketball team.

# 2014 ROOKIE FREE AGENTS



BALTIMORE  
RAVENS

# 78

**DERRICK HOPKINS**  
DEFENSIVE TACKLE | 6-0 | 314

**COLLEGE:** Virginia Tech **HS:** Highland Springs (VA)  
**BORN:** 12/16/91, Highland Springs, VA  
**EXP. (NFL/RAVENS):** Rookie

Derrick Hopkins signed with the Ravens as a rookie free agent on 5/12/14...Played in 53 career games (40 starts) at Virginia Tech, totaling 165 tackles (69 solo), 25.5 TFL (-118 yards), 13 sacks (-78 yards), 3 FFs, 2 FRs, 2 PD and 1 blocked kick...Named third-team All-American by *Athlon* and second-team All-ACC as a senior after recording a career-high 54 tackles, 5 sacks (-33 yards), 1 FR (which he returned for 40 yards) and 9 TFL (-46 yards)...Registered 4 tackles and 3 QB hurries and had 1 FR, which he returned 40 yards against Marshall...Also named honorable mention All-ACC as a junior after netting 51 tackles and 3.5 sacks (-19 yards)...Made 11 tackles, including 1 TFL in the win over Georgia Tech...Started all 14 games at DT and netted 51 tackles, 5 TFL, 3 sacks (-19 yards) 1 FF, 1 FR and a PD as a sophomore in 2011...Prepped at Highland Springs (VA) HS, where he was named to *PrepStar's* All-Atlantic Region Team as a DL...Rated the No. 12 prospect in Virginia by *The Roanoke Times*...Named first-team AAA All-State as a DL by the VHSCA and second-team All-State as a guard...A three-time All-Metro selection by *The Richmond Times-Dispatch*, Hopkins racked up 59 tackles as a senior, including 13 TFL...Also added 9 sacks, 3 FFs and 3 FRs...Had an INT and scored a defensive TD to help earn Capital District Defensive Player of the Year honors.



BALTIMORE  
RAVENS

# 74

**JAMES HURST**  
TACKLE | 6-5 | 308

**COLLEGE:** North Carolina **HS:** Plainfield (IN)  
**BORN:** 12/17/91, Plainfield, IN  
**EXP. (NFL/RAVENS):** Rookie

James Hurst signed with the Ravens as a rookie free agent on 5/12/14...Served as a four-year starter along the Tar Heels' O-line after earning the starting LT job in the second game of his true freshman season in 2010...Played in 50 career games, including a school-record-tying 48 starts, missing only one game due to injury during his 2012 junior season...Earned first-team All-ACC honors as a senior in 2013 after starting all 13 games at LT...Played all 66 offensive snaps against Pittsburgh and graded out at a team-best 91 percent...Saw action on 70 snaps and recorded a team-high 15 knockdowns when North Carolina rushed for a season-high 201 yards in a win over Virginia...Graded out a team-best 90 percent on 83 snaps against Miami...Earned ACC Lineman of the Week honors after posting 14 knockdown blocks and grading out at 92 percent against Middle Tennessee...Earned first-team All-ACC honors from the league's coaches and second-team honors from the media after starting 11 games at left tackle as a junior in 2012...Helped North Carolina set school records in total offense, scoring and passing yards...Was part of an offensive line that gave up just 11 sacks on the year (0.92 per game), leading the ACC and ranking ninth in the NCAA...Earned second-team All-ACC honors after starting all 13 games at LT as a sophomore in 2011...Along with LG Jonathan Cooper, was part of the first Carolina O-line tandem to earn All-ACC honors since 1993...Helped pave the way for RB Giovani Bernard to gain 1,253 rushing yards, the first time a Tar Heel back had rushed for over 1,000 yards since 1997...Played all 79 snaps against Miami and had 4 knockdowns for a season-best 97 percent grade...Earned Freshman All-America honors by *Rivals.com*, *Phil Steele* and *The Sporting News* after appearing in all 13 games and starting the final 12 games at LT as a true freshman in 2010...Majored in exercise and sport science...Prepped at Plainfield (IN) HS, where he graded out at 98 percent and earned Area Player of the Year honors as a senior...Earned first-team All-Conference, All-Area and All-State honors as a junior and senior...Ranked the No. 10 overall player in the country and the No. 2 offensive tackle by *Rivals.com*.

# 2014 ROOKIE FREE AGENTS



BALTIMORE  
RAVENS

# 39

**TRAMAIN JACOBS**  
CORNERBACK | 5-11 | 182

**COLLEGE:** Texas A&M **HS:** Covington Christian (Covington, LA)  
**BORN:** 5/20/92, Covington, LA  
**EXP. (NFL/RAVENS):** Rookie

Tramain Jacobs signed with the Ravens as a rookie free agent on 5/12/14...Appeared in 26 games in two seasons for the Aggies, totaling 55 tackles (39 solo), 13 PD and 2 INTs....Racked up a career-high 33 tackles (23 solo), 9 PD and 1 INT in 13 games as a senior...Led the team with a career-high 10 tackles (8 solo), 1 TFL (-2 yards) and 1 PD against SMU...Contributed 22 tackles (16 solo), 4 PD and 1 INT in 13 games (two starts) as a junior for the Aggies...Prior to A&M, Jacobs played two seasons at Mississippi Gulf Coast Community College, where he posted 34 tackles, 13 PD and 2 INTs in 2011...Also had 2 FRs (returned one for a TD), and amassed 616 yards and 1 TD on 28 punt and KORs...Had a season-high 10 tackles against Pearl River CC...Majored in agricultural leadership and development...Prepped at Covington Christian (Covington, LA) HS, where he earned first-team Louisiana Class 5A All-State as a kick returner his senior year...Was ranked as the No. 6 DB nationally by *SuperPrep*...Also participated in track, placing in the region triple jump meet.



BALTIMORE  
RAVENS

# 8


**RICHIE LEONE**  
PUNTER | 6-3 | 214

**COLLEGE:** Houston **HS:** Roswell (GA)  
**BORN:** 3/10/92, Roswell, GA  
**EXP. (NFL/RAVENS):** Rookie

Richie Leone signed with the Ravens as a rookie free agent on 5/12/14...Earned FWAA second-team All-American honors and second-team All-American Athletic Conference honors as a senior in 2013 after punting 73 times for 3,153 yards (43.2 avg)...Was named a semifinalist for the Ray Guy Award, given to the nation's best punter, for the third-consecutive season...Was one of only two NCAA players to be named Ray Guy Award Player of the Week on two occasions...Finished his career ranking second on Houston's all-time punting list with a 43.1 career average...Helped lead the team to a No. 3 national ranking in net punting at 41.4 yards per punt...Landed 34 of his 73 punts (46.6 percent) inside the 20-yard line, which ranked third in the NCAA...Also pinned 14 punts (19.2 percent) inside the 10-yard line, with only 3 TBs...Had 16 punts over 50 yards, including 4 over 60 yards...Also served as the team's kickoff specialist, sending 37 of his 78 kickoffs (47.4 percent) out for touchbacks...Was the team's starting kicker for the first seven games of the season, connecting on all 32 of his extra point attempts and converting 11 of 17 FGs, with a long of 40 yards...Named the team's special teams co-MVP (Demarcus Ayers)...Earned first-team All-Conference USA honors as a junior in 2012 after punting 60 times for 2,730 yards...Led Conference USA and tied a Houston single-season record with an average punt of 45.5 yards...Also led the conference with 20 punts over 50 yards, including 4 over 60 yards...Set a career long with a 77-yard punt against Louisiana Tech...Named the team's special teams co-MVP and was a Ray Guy Award semifinalist for the second-straight season...Earned honorable mention All-Conference USA honors as a sophomore in 2011 after punting 51 times for 2,097 yards (41.1 avg.)...Played in all 12 games as a true freshman in 2010, handling all punting and kickoff duties...Punted 35 times for 1,450 yards (41.4 avg.), including 6 over 50 yards and a long of 63 yards...Majored in organizational leadership and supervision...Prepped at Roswell (GA) HS, where he was named to the Class 5A All-Decade Team by *Georgia High School Football Daily*...Selected to the Class 5A first-team All-State by the *Atlanta Journal-Constitution* after averaging 46.4 yards per punt as a senior...Last name is pronounced: Lee-OWN-ee.



# 2014 ROOKIE FREE AGENTS



BALTIMORE  
RAVENS

63

**JAMIE MEDER**  
DEFENSIVE TACKLE | 6-2 | 300

**COLLEGE:** Ashland **HS:** Valley Forge (Parma Heights, OH)  
**BORN:** 4/12/91, Parma Heights, OH  
**EXP. (NFL/RAVENS):** Rookie

Jamie Meder signed with the Ravens as a rookie free agent on 5/12/14...A two-time (2012-13) Great Lakes Intercollegiate Athletic Conference Defensive Lineman of the Year and four-time All-GLIAC first-team honoree, Meder was a four-year starter at Ashland...Compiled 247 tackles (96 solo), 14 sacks and 35 TFL in 44 career games with the Eagles...In 2013 as a senior, he posted 88 tackles (32 solo), 3 sacks and 7.5 TFL en route to earning first-team American Football Coaches Association All-American honors...As a junior in 2012, became the first AU player to be named the GLIAC Defensive Lineman of the Year, ranking fourth on the team in tackles (61) and second in sacks (3)...Was also named a second-team *Daktronics* All-Region pick, a *Beyond Sports Network* second-team All-American and earned a spot on the Ohio College Football first team...In 2011, led the team in tackles for loss (10.5) and tied for second in sacks (3), while posting 53 total tackles (fifth on the team)...Also registered a team-leading 2 FFs and blocked 1 kick...Had a standout game when he posted a career-high 10 tackles (4 solo), along with 2.5 TFL and a FF at Hillsdale...During his 2010 freshman campaign, Meder was recognized as the GLIAC Freshman of the Year, becoming the only AU player to ever receive that award...Posted 45 tackles (20 solo), 5 sacks and 10.5 TFL, tying for 10th in the GLIAC in sacks and 12th in TFL...Had 7 stops (3 solo), including 3 TFL and 2 sacks against Bloomsburg...Tallied 6 tackles (3 solo) against nationally-ranked Hillsdale...Graduated with a degree in criminal justice...Prepped at Valley Forge (Parma Heights, OH) HS, where as a senior, he earned first-team All-Conference honors and was tabbed the league's Defensive Player of the Year...Also earned second-team All-Ohio accolades during his senior campaign...Lettered four times in wrestling and three times in football...Last name is pronounced: MEED-er.



BALTIMORE  
RAVENS

32

**DEJI OLATOYE**  
CORNERBACK | 6-1 | 194

**COLLEGE:** North Carolina A&T **HS:** Dublin Scioto (Dublin, OH)  
**BORN:** 7/20/91, Cleveland, OH  
**EXP. (NFL/RAVENS):** Rookie

Deji Olatoye signed with the Ravens as a rookie free agent on 5/12/14...In 21 career games at North Carolina A&T, tallied 78 tackles (55 solo), 5 INTs, 18 PD and 2 FRs, playing both CB and fFS...Originally began his career at the University of Colorado before transferring to NC A&T...As a senior in 2013, saw action in 11 games, posting 39 tackles (30 solo), 2 INTs (31 return yards) and 11 PD...Helped anchor a defense that allowed 277.9 total yards per game, including 187.6 passing, and just 16.8 points per contest...During his 2012 junior campaign, played in 10 games (all starts), producing 30 total tackles (25 solo), 7 PD, 3 INTs and 2 FRs...Registered 3 PD, 1 FR and 1 INT in the Aggies' win over Norfolk State...While at Colorado in 2011, he had 10 tackles (9 solo) and 1 PD in four games played...Was a standout special teamer for the Buffaloes in 2010, producing 6 tackles, 1 FF and 3 knockdown blocks on returns...Redshirted his true freshman campaign in 2009...Graduated with a degree in mass communications from Colorado...Prepped at Dublin Scioto (Dublin, OH) HS, where he was a three-year letterman who earned All-Central District Division II honors...As a senior, he played in seven games and compiled 49 tackles (21 solo) and 1 INT, which he returned for a TD...Also lettered in basketball (three times) and in soccer and track and field once each...In basketball, he was the team's starting power forward as a senior...In track, he set the school record in the high jump with a mark of 6-foot, 4-inches and also ran the third leg in the 4x400 relay...Name pronounced: DAY-zhee OH-la-toy

# 2014 ROOKIE FREE AGENTS



BALTIMORE  
RAVENS

45

**ZACHARY ORR**  
LINEBACKER | 6-0 | 237

**COLLEGE:** North Texas **HS:** DeSoto (TX)  
**BORN:** 6/9/92, Fairfax, VA  
**EXP. (NFL/RAVENS):** Rookie

Zachary Orr signed with the Ravens as a rookie free agent on 5/12/14...Played in 46 career games at North Texas, posting 365 total tackles (third most in school history), 5 sacks (-51 yards), 25 TFL, 3 INTs, 9 FRs, 4 FFs and 11 PD...During his senior campaign, was named first-team All-Conference USA after leading North Texas with a career-high 123 tackles (fifth most in single-season school history)...Led the team with 13.5 TFL (third most in the conference and sixth most in single-season school history), also posting 4 FRs...Registered 9 tackles, 2.5 TFL and 1.5 sacks in the Heart of Dallas Bowl win over UNLV...Tallied a career-high 17 tackles in the win at Louisiana Tech...Earned Conference USA Defensive Player of the Week honors after posting 11 tackles, 1 sack, 1 TFL, 1 PD, 1 FF and 1 FR in the win over Idaho...Orr was also named to the 2013 Conference USA Football All-Academic team and earned Capital One Academic All-District VII honors...In 2012, was named second-team All-Conference after recording a team-high 108 tackles...Also posted 3.5 TFL, 2 INTs and 2 FRs on the year...As a sophomore in 2011, led the team with 74 tackles...Also recorded 7 TFL, including 2 sacks, and produced 4 turnovers (1 INT, 2 FRs and 1 FF...Started in all 12 games as a freshman, ranking second on the team with 60 tackles...Also led North Texas in special teams tackles (13), in addition to tallying 2 PD and 1 TFL on the year...Graduated with a degree in kinesiology from North Texas...Prepped at DeSoto (TX) HS, where he posted over 100 total tackles as a senior despite playing in just eight games during an injury-limited season...As a junior, he made 157 tackles, including 24 TFL, 11 sacks, 1 INT and 3 FRs...Maintained a 4.5 GPA all four years of high school and was ranked No. 22 in his graduating class...Father, Terry, played TE for the Washington Redskins from 1986-93, seeing action in 105 games to produce 52 catches, 939 receiving yards and 10 TDs.



BALTIMORE  
RAVENS

79

**A.J. PATAIALI'I**  
DEFENSIVE TACKLE | 6-3 | 319

**COLLEGE:** Utah State **HS:** Hunter (West Valley City, UT)  
**BORN:** 9/13/90, West Valley City, UT  
**EXP. (NFL/RAVENS):** Rookie

A.J. Pataiali'i signed with the Ravens as a rookie free agent on 5/12/14...Played in 27 games (16 starts) during his two-year career at Utah State, recording 66 tackles (13 solo), 6 TFL (-29 yards), 2 sacks (-19 yards) 1 FF, 1 FR and 1 PD...Earned second-team All-Mountain West honors and was named third-team All-Conference by *Phil Steele* in 2013...Started all 14 games and led the D-line with 42 tackles (7 solo), including 3.5 TFL (-14 yards) and 1 sack (-9 yards)...Posted 3 tackles (2 solo) in the Poinsettia Bowl win over Northern Illinois...His lone sack of the season (-9 yards) came at No. 24 Fresno State in the Mountain West Championship...Recorded a career-high 7 tackles in the regular season finale win over Wyoming...Played in all 13 games as a junior, recording 24 tackles (6 solo), 2.5 TFL (-15 yards), 1 sack (-10 yards), 1 FR and 1 PD...Recorded 1 PD and 1 FR in the win over New Mexico State...Posted a season-high 4 tackles vs. UNLV and at San Jose State...Also registered his first-career sack (-10 yards) at SJSU, as the Aggies set a school record with 13 sacks in the contest...Prior to joining the Aggies, spent three seasons (2009-11) at Snow (Ephraim, UT) College, where he redshirted in 2009...Had 23 tackles, including 4 TFL and 2 sacks, and added 1 PD as a sophomore in 2011...Also earned first-team All-Conference honors, helping the Badgers to a 10-3 finish and a win in the Top of the Mountains Bowl...Graduated from Utah State with a degree in interdisciplinary studies in 2013...Prepped at Hunter (West Valley City, UT) HS, where he earned first-team All-Region honors as a senior, recording 30 tackles and 4 sacks...Was also a four-year letterman in basketball...Last name is pronounced: pah-tie-AH-lee-ee.

# 2014 ROOKIE FREE AGENTS



BALTIMORE  
RAVENS

# 49

## D.J. ROBERTS

OUTSIDE LINEBACKER | 6-1 | 250

COLLEGE: Tennessee-Martin HS: Austin-East (Knoxville, TN)

BORN: 9/11/91, Knoxville, TN

EXP. (NFL/RAVENS): Rookie

D.J. Roberts signed with the Ravens as a rookie free agent on 5/30/14...Played in 45 games (35 starts) at Tennessee-Martin, registering 174 tackles, including 38.5 TFL (-120 yards), and 12.5 sacks in his career...Earned 2013 first-team All-Ohio Valley Conference honors following his senior campaign which featured 53 tackles (23 solo), 11 TFL (-38 yards) and 4 sacks (-22 yards) as a member of the conference's third-best rushing defense (146.2 ypg)...Posted a career-high 12 tackles against No. 2 Eastern Illinois...Started in 11 games for the Skyhawks as a junior in 2012, netting 53 stops (23 solo), 11.5 TFL (-32 yards, third in the OVC) and 2 FRs en route to an All-Ohio Valley Conference second-team selection...Also tallied 11 QB hurries, 1 PD and 1 FF for a defense that ranked second in the conference in turnover margin (+13)...Totaled a season-best 9 tackles (6 solo) in the win at Memphis...Was named OVC Defensive Player of the Week after recording 8 tackles in a victory at Southeast Missouri...Appeared in 11 games, making 10 starts as a sophomore in 2011...Recorded 50 tackles, including a career-best 28 solo stops, as well as 11 TFL (-43 yards, second in the OVC), 9 QB hurries and 3.5 sacks for the conference's second-ranked defense (367.2 ypg)...Had a season-high 10 tackles (6 solo) in a win against Southeast Missouri...Appeared in 11 games (two starts) as a redshirt freshman in 2010, tallying 17 tackles (10 solo), 5 TFL (-8 yards), 1.5 sacks (-5 yards), 2 QB hurries and 2 PD...Redshirted in 2009, recording 1 tackle against Jacksonville State in his only appearance of the season...Majored in health and human performance at Tennessee-Martin...Prepped at Austin-East (Knoxville, TN) HS, where he earned All-State accolades his junior and senior years...Received 2008 East-West All-Star Game MVP honors...Selected to play in the Tennessee-Kentucky Border Bowl...Named a two-time All-Region selection...Was the 2008 Class AAA Region 2 Defensive Player of the Year.



BALTIMORE  
RAVENS

# 37

## SAMMY SEAMSTER

CORNERBACK | 6-0 | 205

COLLEGE: Middle Tennessee State HS: Ooltewah (TN)

BORN: 2/5/91, Ooltewah, TN

EXP. (NFL/RAVENS): Rookie

Sammy Seamster was signed by the Ravens as a rookie free agent on 5/12/14...Appeared in 44 career games (10 starts) during his career at Middle Tennessee State, recording 69 tackles (50 solo), 3 TFL (-13 yards), 1 INT (14 return yards), 4 FFs, 2 FRs and 1 PD...Played in 13 games, including six starts, as a senior in 2013 and posted a career-high 33 tackles (22 solo) and his first-career INT...Also added 2 FFs, 2 FRs and 1 PD during the season...Seamster was named the team's 2013 Lifter of the Year and was invited to participate in the NFLPA Collegiate Bowl...Played on 793 snaps, ranking second among CBs...Registered a season-high 6 tackles on 107 defensive snaps against Eastern Carolina...Recorded a career-best 2 FRs at Brigham Young...Nabbed his first-career INT at North Carolina, ending QB Bryn Renner's streak of 140-consecutive attempts without a pick...Moved from safety to CB during the spring and appeared in 12 contests, earning two starts as a junior in 2012...Posted 17 tackles (13 solo), 2 TFL (-4 yards) and 1 FF...Played on 377 snaps on the year, including a season-high 97 in the win against Troy...Started against Troy and recorded a career-high 7 solo tackles, including 2 TFL (-4 yards), and 1 FF...Played in all 12 games and had two starts as a sophomore in 2011...Had 374 snaps and finished the season with 13 tackles (10 solo)...Made his first collegiate start at Tennessee and recorded 2 tackles...Posted a season-high 6 tackles



# 2014 ROOKIE FREE AGENTS

at North Texas...Redshirted in 2010 while recovering from a knee injury...Appeared in seven games as a freshman in 2009, recording 6 tackles (5 solo), 1 TFL (-9 yards) and 1 FF...Also recorded 7 special teams tackles during the season...Suffered a knee injury that ended his season at Florida Atlantic...Tackled the FAU punter for a 9-yard loss on special teams earlier in that contest...Earned his degree in liberal studies from Middle Tennessee State in 2013...Prepped at Ooltewah (TN) HS, where he lettered in football, basketball and track...Helped lead the football team to an 11-2 finish as a senior, earning All-State (5A) and All-Region honors...Recorded 53 tackles, 2 TFL, 1 FF and led the team with 6 INTs and 27 PD as a senior...Rated a two-star recruit by *Rivals.com*...Helped Ooltewah earn the state track title during his junior year.



BALTIMORE  
RAVENS

# 43

## FITZGERALD TOUSSAINT

RUNNING BACK | 5-10 | 205

COLLEGE: Michigan HS: Liberty (Youngstown, OH)

BORN: 5/4/90, Youngstown, OH

EXP. (NFL/RAVENS): Rookie

Fitzgerald Toussaint signed with the Ravens as a rookie free agent on 5/29/14...Four-year letterman who started 32 of his 38-career games at Michigan...Recorded 508 rushing attempts for 2,228 yards (4.5 avg.) and 27 TDs and 30 receptions for 298 yards and 2 TDs for the Wolverines...Carried the ball 183 times for 646 yards and a career-high 12 TDs, and totaled 17 receptions for 203 yards as a senior in 2013...Toted the ball a career-high 32 times for 151 yards and a career-best 4 TDs against Ohio State...Ran 130 times for 514 yards and 5 TDs (adding 6 catches for 62 yards and 1 TD) as a junior...Missed the final game of the season with a leg injury...Rushed 18 times for 92 yards, including a season-long 50 yarder, and 1 reception, for a 28-yard TD against Northwestern...Established career highs in rushing attempts (187), rushing yards (1,041) and long rush (65), producing 9 TDs and 6 receptions for 28 yards and 1 TD as a sophomore in 2011...Rushed for 100-plus yards in five of his 11 starts...Rushed 29 times for 138 yards and 2 TDs against Nebraska...Carried the ball 27 times for a career-high 192 yards and 1 TD against Illinois...Played in five games and rushed 8 times for 87 yards and 1 TD, as well as pulling in 1 reception for 5 yards as a redshirt freshman in 2010...Redshirted as a true freshman in 2009...Prepped at Liberty (Youngstown, OH) HS where he carried the ball 455 times for 4,690 yards and 65 TDs during his prep career...Earned 2008 Trumbull County Player of the Year honors, as well as All-Conference, All-County and All-District accolades after rushing for 2,239 yards and 28 TDs (on 241 carries) as a senior in 2008...Also lettered in track and field, where he ran the 100-meter dash and 4x100-meter relay.

### LITTLE GIVE, PLENTY TAKE

Since head coach John Harbaugh took over the Ravens in 2008, Baltimore has compiled a +36 turnover margin, ranking as the NFL's fourth-best mark.

#### NFL'S TOP TURNOVER MARGIN / SINCE 2008

Rk.	Team	Turnover Diff.	Take-Aways	Give-Aways
1.	New England	+86	192	106
2.	Green Bay	+69	183	114
3.	San Francisco	+40	166	126
4.	<b>Baltimore</b>	<b>+36</b>	<b>168</b>	<b>132</b>

#### MOST TAKE-AWAYS (2008-13)

1.	Chicago	198
2.	New England	192
3.	Green Bay	183
4.	NY Giants	180
5.	Arizona	171

#### FEWEST GIVE-AWAYS (2008-13)

1.	New England	106
2.	Green Bay	114
3.	San Francisco	126
4.	Atlanta	130
5.	<b>Baltimore</b>	<b>132</b>

# 2014 ROOKIE FREE AGENTS



BALTIMORE  
**RAVENS**

# 61

## BRETT VAN SLOTEN

TACKLE | 6-5 | 300

COLLEGE: Iowa HS: Decorah (IA)

BORN: 11/2/90, Decorah, IA

EXP. (NFL/RAVENS): Rookie

Brett Van Sloten signed with the Ravens as a rookie free agent on 5/12/14...Appeared in 48 career games at Iowa, making 25-consecutive starts at right tackle over his last two seasons...Van Sloten was named an Academic All-Big Ten honoree in each of his four years with the Hawkeyes and spent four years as part of Iowa's Leadership Group...Served as a Permanent Team Captain on offense during his senior campaign...Started all 13 games at RT as a senior, earning second-team All-Big Ten honors by the league's coaches...Started at RT and played every offensive snap in the Outback Bowl against LSU...Helped guide an Iowa offense that gained 407 yards in the victory over Michigan...Helped block for an offense that gained 464 total yards against Minnesota, including over 200 rushing yards for the fifth-consecutive contest...Started all 12 games at RT for the first time in his career as a junior in 2012 and earned his third-consecutive Academic All-Big Ten honor...Behind the O-line, the offense gained 430 total yards, while Weisman carried the ball 27 times for a season-high 217 rushing yards and added 3 TDs against Central Michigan...Appeared in 13 games at Iowa as a reserve lineman and on special teams as a sophomore in 2011...Named Academic All-Big Ten for the second-straight year...Was part of an O-line that helped block for RB Marcus Coker, who carried the ball 281 times for 1,384 yards and 15 TDs...Played at Minnesota and helped Coker rush for a season-high 252 yards and 2 TDs...Played in 10 games as a redshirt freshman in 2010...Played on special teams in the Insight Bowl victory over No. 12 Missouri...Redshirted his true freshman season in 2009...Majored in management and organization at Iowa...Prepped at Decorah (IA) HS, where he lettered in football, basketball, track and baseball...Served as a team captain and helped lead his football team to the state championship as a senior, earning first-team elite All-State honors...During his high school career, he recorded 29 receptions for 395 yards and 6 TDs, adding 168.5 tackles and 5 sacks...Also served as the team's punter...Was a three-time All-District selection, including first-team honors as a junior and senior, and earned Academic All-District honors his junior and senior years.



A 2012 Rookie Free Agent, K Justin Tucker made his first Pro Bowl after scoring a franchise-record 140 points in 2013.

# 2014 ALPHABETICAL ROSTER

No.	Name	Pos.	Ht.	Wt.	Birthdate	Exp.	College	Hometown
11	Aiken, Kamar	WR	6-2	215	5/30/89	2	Central Florida	Hollywood, FL
33	Brooks, Terrence	S	5-11	200	3/2/91	R	Florida State	Dunnellon, FL
59	Brown, Arthur	ILB	6-0	235	6/17/90	2	Kansas State	Wichita, KS
23	Brown, Chykie	CB	5-11	190	12/26/86	4	Texas	Houston, TX
61	Brown, Levi	DT	6-2	310	5/12/91	R	Temple	Bethlehem, PA
14	Brown, Marlon	WR	6-5	214	4/22/91	2	Georgia	Memphis, TN
31	Brown, Omar	S	5-11	195	6/6/88	3	Marshall	Moncks Corner, SC
17	Butler, Jeremy	WR	6-2	218	4/22/91	R	Tennessee-Martin	Sarasota, FL
56	Bynes, Josh	ILB	6-1	240	8/24/89	3	Auburn	Lauderdale Lakes, FL
6	Campanaro, Michael	WR	5-9	185	1/25/91	R	Wake Forest	Clarksville, MD
99	Canty, Chris	DE	6-7	317	11/10/82	10	Virginia	Charlotte, NC
40	Chapas, Shaun	FB	6-2	241	5/2/88	1	Georgia	St. Augustine, FL
62	Cody, Terrence	NT	6-4	345	6/28/88	5	Alabama	Fort Myers, FL
46	Cox, Morgan	LS	6-4	233	4/26/86	5	Tennessee	Collierville, TN
81	Daniels, Owen	TE	6-3	245	11/9/82	9	Wisconsin	Naperville, IL
16	Davis, Jace	WR	6-1	206	8/22/91	R	Northern Colorado	Denver, CO
47	DiMarco, Nicholas	OLB	6-2	237	1/28/92	R	William Penn	St. Charles, MO
58	Dumervil, Elvis	OLB	5-11	255	1/19/84	9	Louisville	Miami, FL
26	Elam, Matt	S	5-10	200	9/21/91	2	Florida	West Palm Beach, FL
5	Flacco, Joe	QB	6-6	245	1/16/85	7	Delaware	Audubon, NJ
29	Forsett, Justin	RB	5-8	197	10/14/85	7	California	Lakeland, FL
42	Franks, Dominique	CB	6-0	197	10/8/87	5	Oklahoma	Tulsa, OK
80	Gillmore, Crockett	TE	6-6	251	11/16/91	R	Colorado State	Bushland, TX
66	Gradkowski, Gino	G/C	6-3	300	11/5/88	3	Delaware	Pittsburgh, PA
79	Graham, Parker	T	6-7	305	2/14/91	R	Oklahoma State	Webb City, MO
78	Hopkins, Derrick	DT	6-0	314	12/16/91	R	Virginia Tech	Highland Springs, VA
74	Hurst, James	T	6-5	308	12/17/91	R	North Carolina	Plainfield, IN
25	Jackson, Asa	CB/RS	5-10	182	12/2/89	3	Cal Poly	Sacramento, CA
39	Jacobs, Tramain	CB	5-11	182	5/20/92	R	Texas A&M	Covington, LA
77	Jensen, Ryan	OL	6-4	306	5/27/91	2	Colorado State-Pueblo	Fort Morgan, CO
97	Jernigan, Timmy	DT	6-2	300	9/24/92	R	Florida State	Lake City, FL
12	Jones, Jacoby	WR/RS	6-2	215	7/11/84	8	Lane	New Orleans, LA
44	Juszczyk, Kyle	FB	6-1	248	4/23/91	2	Harvard	Medina, OH
4	Koch, Sam	P	6-1	222	8/13/82	9	Nebraska	Seward, NE
8	Leone, Richie	P	6-3	214	3/10/92	R	Houston	Roswell, GA
41	Levine, Anthony	S	5-11	203	3/27/87	3	Tennessee State	Winston Salem, NC
95	Lewis-Moore, Kapron	DE	6-4	310	1/24/90	2	Notre Dame	Weatherford, TX
50	McClellan, Albert	ILB	6-2	248	6/4/86	4	Marshall	Lakeland, FL
90	McPhee, Pernell	OLB	6-3	280	12/17/88	4	Mississippi State	Pahokee, FL
63	Meder, Jamie	DT	6-2	300	4/12/91	R	Ashland	Parma Heights, OH
36	Miles, Jeremy	S	6-2	211	7/20/87	5	Massachusetts	Sicklerville, NJ
70	Mims, David	T	6-8	350	5/18/88	1	Virginia Union	Charlotte, NC
60	Monroe, Eugene	T	6-5	300	4/18/87	6	Virginia	Plainfield, NJ
57	Mosley, C.J.	LB	6-2	235	6/19/92	R	Alabama	Mobile, AL
92	Ngata, Haloti	NT	6-4	340	1/21/84	9	Oregon	Salt Lake City, UT
32	Olatoye, Deji	CB	6-1	194	7/20/91	R	North Carolina A&T	Cleveland, OH
45	Orr, Zachary	LB	6-0	237	6/9/92	R	North Texas	DeSoto, TX
72	Osemele, Kelechi	G/T	6-5	330	6/24/89	3	Iowa State	Houston, TX
86	Overbay, Nathan	TE	6-5	260	1/4/87	1	Eastern Washington	Lakewood, WA
79	Pataiali'i, A.J.	DT	6-3	319	9/13/90	R	Utah State	West Valley City, UT
30	Pierce, Bernard	RB	6-0	230	5/10/91	3	Temple	Ardmore, PA
88	Pitta, Dennis	TE	6-4	245	6/29/85	5	BYU	Moorpark, CA
67	Rackley, Will	G	6-3	318	10/11/89	4	Lehigh	Riverdale, GA
76	Reid, Jah	G/T	6-7	320	7/21/88	4	Central Florida	Haines City, FL
27	Rice, Ray	RB	5-8	206	1/22/87	7	Rutgers	New Rochelle, NY
49	Roberts, D.J.	OLB	6-1	250	9/11/91	R	Tennessee-Martin	Knoxville, TN
38	Ross, Aaron	CB	6-0	190	9/15/82	8	Texas	San Antonio, TX
37	Seamster, Sammy	CB	6-0	205	2/5/91	R	Middle Tennessee State	Ooltewah, TN
7	Sheppard, Gerrard	WR	6-2	207	11/16/90	1	Towson	Baltimore, MD
68	Shipley, A.O.	G/C	6-1	307	5/22/86	4	Penn State	Moon Township, PA
94	Simon, John	OLB	6-1	252	10/14/90	2	Ohio State	Youngstown, OH
51	Smith, Daryl	ILB	6-2	250	3/14/82	11	Georgia Tech	Albany, GA
22	Smith, Jimmy	CB	6-2	209	7/26/88	4	Colorado	Colton, CA
89	Smith, Sr., Steve	WR	5-9	195	5/12/79	14	Utah	Los Angeles, CA
82	Smith, Torrey	WR	6-0	205	1/26/89	4	Maryland	Falmouth, VA
54	Spitler, Austin	LB	6-2	250	10/26/86	5	Ohio State	Bellbrook, OH
65	Stephens, Reggie	C	6-3	321	8/28/87	2	Iowa State	Rowlett, TX
24	Stewart, Darian	S	5-11	214	8/4/88	5	South Carolina	Huntsville, AL
55	Suggs, Terrell	OLB	6-3	260	10/11/82	12	Arizona State	Chandler, AZ
84	Supernaw, Phillip	TE	6-5	248	1/30/90	1	Ouachita Baptist	Katy, TX
34	Taliaferro, Lorenzo	RB	6-0	226	12/23/91	R	Coastal Carolina	Yorktown, VA
2	Taylor, Tyrod	QB	6-1	208	8/3/89	4	Virginia Tech	Hampton, VA
83	Thompson, Deonte	WR/RS	6-0	203	2/14/89	3	Florida	Belle Glade, FL
43	Toussaint, Fitzgerald	RB	5-10	205	5/4/90	R	Michigan	Youngstown, OH
28	Trawick, Brynden	S	6-2	225	10/23/89	2	Troy	Marietta, GA
9	Tucker, Justin	K	6-0	189	11/21/89	3	Texas	Austin, TX
93	Tyson, DeAngelo	DE	6-2	315	4/12/89	3	Georgia	Statesboro, GA
91	Upshaw, Courtney	OLB	6-2	272	12/13/89	3	Alabama	Eufaula, AL
96	Urban, Brent	DE	6-7	295	5/5/91	R	Virginia	Mississauga, ON, CAN
64	Urschel, John	G/C	6-3	308	6/24/91	R	Penn State	Buffalo, NY
61	Van Sloten, Brett	T	6-5	300	11/2/90	R	Iowa	Decorah, IA
71	Wagner, Rick	G/T	6-6	310	10/21/89	2	Wisconsin	West Allis, WI
21	Webb, Lardarius	CB/RS	5-10	182	10/12/85	6	Nicholls State	Opelika, AL
10	Wenning, Keith	QB	6-3	222	2/14/91	R	Ball State	Coldwater, OH
98	Williams, Brandon	DT	6-1	335	2/21/89	2	Missouri Southern St.	Kirkwood, MO
15	Williams, LaQuan	WR	6-0	195	6/27/88	3	Maryland	Baltimore, MD
13	Willie, Mike	WR	6-2	220	6/17/90	1	Arizona State	Long Beach, CA
35	Wood, Cierre	RB	5-11	226	2/21/91	2	Notre Dame	Oxnard, CA
73	Yanda, Marshal	G/T	6-3	305	9/15/84	8	Iowa	Anamosa, IA
53	Zuttah, Jeremy	G/C	6-4	300	6/1/86	7	Rutgers	Edison, NJ



# 2014 NUMERICAL ROSTER

No.	Name	Pos.	Ht.	Wt.	Birthdate	Exp.	College	How Acq.	----- 2013 Games -----			
									P	S	DNP	INA
2	Tyrod Taylor	QB	6-1	208	8/3/89	4	Virginia Tech	D6 '11	3	0	13	0
4	Sam Koch	P	6-1	222	8/13/82	9	Nebraska	D6a '06	16	0	0	0
5	Joe Flacco	QB	6-6	245	1/16/85	7	Delaware	D1 '08	16	16	0	0
6	Michael Campanaro	WR	5-9	185	1/25/91	R	Wake Forest	D7 '14	0	0	0	0
7	Gerrard Sheppard	WR	6-2	207	11/16/90	1	Towson	RFA '13	0	0	0	0
8	Richie Leone	P	6-3	214	3/10/92	R	Houston	FA '14	0	0	0	0
9	Justin Tucker	K	6-0	189	11/21/89	3	Texas	FA '12	16	0	0	0
10	Keith Wenning	QB	6-3	222	2/14/91	R	Ball State	D6 '14	0	0	0	0
11	Kamar Aiken	WR	6-2	215	5/30/89	2	Central Florida	FA '13	0	0	0	0
12	Jacoby Jones	WR/RS	6-2	215	7/11/84	8	Lane	FA '12	12	9	0	4
13	Mike Willie	WR	6-2	220	6/17/90	1	Arizona State	FA '14	0	0	0	0
14	Marlon Brown	WR	6-5	214	4/22/91	2	Georgia	RFA '13	14	12	0	2
15	LaQuan Williams	WR	6-0	195	6/27/88	3	Maryland	FA '14	0	0	0	0
16	Jace Davis	WR	6-1	206	8/22/91	R	Northern Colorado	FA '14	0	0	0	0
17	Jeremy Butler	WR	6-2	218	4/22/91	R	Tennessee-Martin	FA '14	0	0	0	0
21	Lardarius Webb	CB/RS	5-10	182	10/12/85	6	Nicholls State	D3 '09	16	16	0	0
22	Jimmy Smith	CB	6-2	209	7/26/88	4	Colorado	D1 '11	16	16	0	0
23	Chykie Brown	CB	5-11	190	12/26/86	4	Texas	D5a '11	16	0	0	0
24	Darian Stewart	S	5-11	214	8/4/88	5	South Carolina	UFA (STL) '14	14	6	0	2
25	Asa Jackson	CB/RS	5-10	182	12/2/89	3	Cal Poly	D5 '12	4	0	0	4
26	Matt Elam	S	5-10	200	9/21/91	2	Florida	D1 '13	16	15	0	0
27	Ray Rice	RB	5-8	206	1/22/87	7	Rutgers	D2 '08	15	15	0	1
28	Brynden Trawick	S	6-2	225	10/23/89	2	Troy	RFA '13	8	0	0	4
29	Justin Forsett	RB	5-8	197	10/14/85	7	California	FA '14	9	0	2	2
30	Bernard Pierce	RB	6-0	230	5/10/91	3	Temple	D3 '12	16	1	0	0
31	Omar Brown	S	5-11	195	6/6/88	3	Marshall	FA '12	1	0	0	8
32	Deji Olatoye	CB	6-1	194	7/20/91	R	North Carolina A&T	FA '14	0	0	0	0
33	Terrence Brooks	S	5-11	200	3/2/91	R	Florida State	D3a '14	0	0	0	0
34	Lorenzo Taliaferro	RB	6-0	226	12/23/91	R	Coastal Carolina	D4b '14	0	0	0	0
35	Cierre Wood	RB	5-11	226	2/21/91	2	Notre Dame	FA '14	3	0	1	3
36	Jeromy Miles	S	6-2	211	7/20/87	5	Massachusetts	FA '13	12	0	0	1
37	Sammy Seamster	CB	6-0	205	2/5/91	R	Middle Tennessee State	FA '14	0	0	0	0
38	Aaron Ross	CB	6-0	190	9/15/82	8	Texas	UFA (NYG) '14	4	2	0	0
39	Tremain Jacobs	CB	5-11	182	5/20/92	R	Texas A&M	FA '14	0	0	0	0
40	Shaun Chapas	FB	6-2	241	5/2/88	1	Georgia	FA '14	0	0	0	0
41	Anthony Levine	S	5-11	203	3/27/87	3	Tennessee State	FA '12	16	0	0	0
42	Dominique Franks	CB	6-0	197	10/8/87	5	Oklahoma	UFA (ATL) '14	16	0	0	0
43	Fitzgerald Toussaint	RB	5-10	205	5/4/90	R	Michigan	FA '14	0	0	0	0
44	Kyle Juszczyk	FB	6-1	248	4/23/91	2	Harvard	D4b '13	16	0	0	0
45	Zachary Orr	LB	6-0	237	6/9/92	R	North Texas	FA '14	0	0	0	0
46	Morgan Cox	LS	6-4	233	4/26/86	5	Tennessee	FA '10	16	0	0	0
47	Nicholas DiMarco	OLB	6-2	237	1/28/92	R	William Penn	FA '14	0	0	0	0
49	D.J. Roberts	OLB	6-1	250	9/11/91	R	Tennessee-Martin	FA '14	0	0	0	0
50	Albert McClellan	ILB	6-2	248	6/4/86	4	Marshall	FA '10	15	0	0	1
51	Daryl Smith	ILB	6-2	250	3/14/82	11	Georgia Tech	UFA (JAX) '13	16	16	0	0
53	Jeremy Zuttah	G/C	6-4	300	6/1/86	7	Rutgers	TR (TB) '14	16	16	0	0
54	Austin Spitler	LB	6-2	250	10/26/86	5	Ohio State	FA '14	12	0	0	0
55	Terrell Suggs	OLB	6-3	260	10/11/82	12	Arizona State	D1a '03	16	16	0	0
56	Josh Bynes	ILB	6-1	240	8/24/89	3	Auburn	FA '11	15	6	0	1
57	C.J. Mosley	LB	6-2	235	6/19/92	R	Alabama	D1 '14	0	0	0	0
58	Elvis Dumervil	OLB	5-11	253	1/19/84	9	Louisville	FA '13	15	3	0	1
59	Arthur Brown	ILB	6-0	235	6/17/90	2	Kansas State	D2 '13	14	0	0	2
60	Eugene Monroe	T	6-5	300	4/18/87	6	Virginia	TR (JAX) '13	11	11	0	1
61	Levi Brown	DT	6-2	310	5/12/91	R	Temple	FA '14	0	0	0	0
61	Brett Van Sloten	T	6-5	300	11/2/90	R	Iowa	FA '14	0	0	0	0
62	Terrence Cody	NT	6-4	345	6/28/88	5	Alabama	D2b '10	12	1	0	4
63	Jamie Meder	DT	6-2	300	4/12/91	R	Ashland	FA '14	0	0	0	0
64	John Urschel	G/C	6-3	308	6/24/91	R	Penn State	D5 '14	0	0	0	0
65	Reggie Stephens	C	6-3	321	8/28/87	2	Iowa State	FA '12	0	0	0	0
66	Gino Gradkowski	G/C	6-3	300	11/5/88	3	Delaware	D4a '12	16	16	0	0
67	Will Rackley	G	6-3	318	10/11/89	4	Lehigh	FA '14	11	11	0	3
68	A.Q. Shipley	G/C	6-1	307	5/22/86	4	Penn State	TR (IND) '13	16	9	0	0
70	David Mims	T	6-8	350	5/18/88	1	Virginia Union	RFA '13	0	0	0	0
71	Rick Wagner	G/T	6-6	310	10/21/89	2	Wisconsin	D5 '13	16	2	0	0
72	Kelechi Osemele	G/T	6-5	330	6/24/89	3	Iowa State	D2b '12	7	7	0	1
73	Marshal Yanda	G/T	6-3	305	9/15/84	8	Iowa	D3b '07	16	16	0	0
74	James Hurst	T	6-5	308	12/17/91	R	North Carolina	FA '14	0	0	0	0
76	Jah Reid	G/T	6-7	320	7/21/88	4	Central Florida	D3 '11	10	0	0	6
77	Ryan Jensen	OL	6-4	306	5/27/91	2	Colorado State-Pueblo	D6b '13	0	0	0	16
78	Derrick Hopkins	DT	6-0	314	12/16/91	R	Virginia Tech	FA '14	0	0	0	0
79	Parker Graham	T	6-7	305	2/14/91	R	Oklahoma State	FA '14	0	0	0	0
79	A.J. Pataial'i	DT	6-3	319	9/13/90	R	Utah State	FA '14	0	0	0	0
80	Crockett Gillmore	TE	6-6	251	11/16/91	R	Colorado State	D3b '14	0	0	0	0
81	Owen Daniels	TE	6-3	245	11/9/82	9	Wisconsin	FA '14	5	5	0	0
82	Torrey Smith	WR	6-0	205	1/26/89	4	Maryland	D2 '11	16	16	0	0
83	Deonte Thompson	WR/RS	6-0	203	2/14/89	3	Florida	FA '12	7	0	0	9
84	Phillip Supernaw	TE	6-5	248	1/30/90	1	Ouachita Baptist	FA '14	1	0	0	0
86	Nathan Overbay	TE	6-5	260	1/4/87	1	Eastern Washington	FA '13	0	0	0	0
88	Dennis Pitta	TE	6-4	245	6/29/85	5	BYU	D4 '10	4	1	0	0
89	Steve Smith, Sr.	WR	5-9	195	5/12/79	14	Utah	FA '14	15	15	0	1
90	Pernell McPhee	OLB	6-3	280	12/17/88	4	Mississippi State	D5b '11	16	0	0	0
91	Courtney Upshaw	OLB	6-2	272	12/13/89	3	Alabama	D2a '12	16	13	0	0
92	Haloti Ngata	NT	6-4	340	1/21/84	9	Oregon	D1 '06	15	15	0	1
93	DeAngelo Tyson	DE	6-2	315	4/12/89	3	Georgia	D7 '12	13	0	0	3
94	John Simon	OLB	6-1	252	10/14/90	2	Ohio State	D4a '13	7	0	0	9
95	Kapron Lewis-Moore	DE	6-4	310	1/24/90	2	Notre Dame	D6a '13	0	0	0	0
96	Brent Urban	DE	6-7	295	5/5/91	R	Virginia	D4a '14	0	0	0	0
97	Timmy Jernigan	DT	6-2	300	9/24/92	R	Florida State	D2 '14	0	0	0	0
98	Brandon Williams	DT	6-1	335	2/21/89	2	Missouri Southern St.	D3 '13	7	0	0	9
99	Chris Canty	DE	6-7	317	11/10/82	10	Virginia	FA '13	15	13	0	1






**JUSTIN  
TUCKER**

**2013 REVIEW**





**ELVIS  
DUMERVIL**



# 2013 STATISTICS

## RESULTS AND ATTENDANCE

### WON 8, LOST 8

09/05	L	27-49	at Denver	76,977
09/15	W	14-6	Cleveland	71,098
09/22	W	30-9	Houston	71,168
09/29	L	20-23	at Buffalo	68,296
10/06	W	26-23	at Miami	68,342
10/13	L	17-19	Green Bay	71,319
10/20	L	16-19	at Pittsburgh	62,295
11/03	L	18-24	at Cleveland	71,513
11/10	W	20-17 OT	Cincinnati	70,992
11/17	L	20-23 OT	at Chicago	62,367
11/24	W	19-3	New York Jets	71,148
11/28	W	22-20	Pittsburgh	71,005
12/08	W	29-26	Minnesota	70,921
12/16	W	18-16	at Detroit	64,742
12/22	L	7-41	New England	71,433
12/29	L	17-34	at Cincinnati	62,406

## TEAM STATISTICS

### TOTAL FIRST DOWNS

Rushing	68	79
Passing	189	176
Penalty	38	29
3rd Down: Made/Att	92/253	78/233
3rd Down Pct.	36.4	33.5
4th Down: Made/Att	6/16	8/14
4th Down Pct.	37.5	57.1

### POSSESSION AVG.

<b>RAVENS</b>	<b>29:51</b>	<b>OPPONENT</b>	<b>30:09</b>
---------------	--------------	-----------------	--------------

### TOTAL NET YARDS

<b>RAVENS</b>	<b>4918</b>	<b>OPPONENT</b>	<b>5368</b>
---------------	-------------	-----------------	-------------

### NET YARDS RUSHING

<b>RAVENS</b>	<b>1328</b>	<b>OPPONENT</b>	<b>1687</b>
---------------	-------------	-----------------	-------------

### NET YARDS PASSING

<b>RAVENS</b>	<b>3590</b>	<b>OPPONENT</b>	<b>3681</b>
---------------	-------------	-----------------	-------------

### PUNTS/AVERAGE

<b>RAVENS</b>	<b>91/45.5</b>	<b>OPPONENT</b>	<b>98/45.8</b>
---------------	----------------	-----------------	----------------

### NET PUNTING AVG.

<b>RAVENS</b>	<b>91/38.9</b>	<b>OPPONENT</b>	<b>98/37.5</b>
---------------	----------------	-----------------	----------------

### PENALTIES/YARDS

<b>RAVENS</b>	<b>112/942</b>	<b>OPPONENT</b>	<b>126/1196</b>
---------------	----------------	-----------------	-----------------

### FUMBLES/BALL LOST

<b>RAVENS</b>	<b>15/6</b>	<b>OPPONENT</b>	<b>21/8</b>
---------------	-------------	-----------------	-------------

### TOUCHDOWNS

<b>RAVENS</b>	<b>29</b>	<b>OPPONENT</b>	<b>37</b>
---------------	-----------	-----------------	-----------

### SCORE BY PERIODS

PERIOD	RAVENS	OPPONENTS
1	59	63
2	79	89
3	64	63
4	115	134
OT	3	3
<b>TOTAL</b>	<b>320</b>	<b>352</b>

### SCORING

PLAYER	TD	RU	PA	RT	K/PAT	FG	S	PTS
Tucker	0	0	0	0	26/26	38/41	0	140
M. Brown	7	0	7	0	0	0	0	44
Rice	4	4	0	0	0	0	0	26
T. Smith	4	0	4	0	0	0	0	26
Clark	3	0	3	0	0	0	0	18
J. Jones	3	0	2	1	0	0	0	18
Pierce	2	2	0	0	0	0	0	12
Dickson	1	0	1	0	0	0	0	6
Doss	1	0	0	1	0	0	0	6
Flacco	1	1	0	0	0	0	0	6
Leach	1	0	1	0	0	0	0	6
Pitta	1	0	1	0	0	0	0	6
D. Smith	1	0	0	1	0	0	0	6
<b>RAVENS</b>	<b>29</b>	<b>7</b>	<b>19</b>	<b>3</b>	<b>26/26</b>	<b>38/41</b>	<b>0</b>	<b>320</b>
<b>Opponents</b>	<b>37</b>	<b>7</b>	<b>25</b>	<b>5</b>	<b>34/34</b>	<b>32/35</b>	<b>0</b>	<b>352</b>

**2-PT. CONVERSIONS:** M. Brown, Rice, T. Smith, **RAVENS 3-3, Opponents 0-3**

**SACKS:** Suggs 10, Dumervil 9.5, D. Smith 5, A. Jones 4, Canty 2, McPhee 2, Tyson 2, Ngata 1.5, Upshaw 1.5, Graham 1, B. Williams 1, A. Brown 0.5, **RAVENS 40, Opponents 48**

**FUM/LOST:** Flacco 8/2, Gradkowski 2/1, Rice 2/2, Doss 1/1, Leach 1/0, T. Smith 1/0

### PASSING

PLAYER	ATT	COMP	YARDS	COMP%	YDS/ATT	TD	TD%	INT	INT%	LG	SACK/LOST	RATING
Flacco	614	362	3912	59.0	6.37	19	3.1	22	3.6	74	48/324	73.1
Taylor	5	1	2	20.0	0.40	0	0.0	1	20.0	2	0/0	0.0
<b>RAVENS</b>	<b>619</b>	<b>363</b>	<b>3914</b>	<b>58.6</b>	<b>6.32</b>	<b>19</b>	<b>3.1</b>	<b>23</b>	<b>3.7</b>	<b>74</b>	<b>48/324</b>	<b>72.0</b>
<b>Opponents</b>	<b>552</b>	<b>314</b>	<b>3938</b>	<b>56.9</b>	<b>7.13</b>	<b>25</b>	<b>4.5</b>	<b>16</b>	<b>2.9</b>	<b>79t</b>	<b>40/257</b>	<b>82.2</b>

## RUSHING

PLAYER	NO	YDS	AVG	LG	TD
Rice	214	660	3.1	47	4
Pierce	152	436	2.9	28	2
Flacco	27	131	4.9	22	1
Taylor	8	64	8.0	25	0
Leach	11	23	2.1	6	0
Scott	4	14	3.5	9	0
Scott	4	14	3.5	9	0
Draughn	4	2	0.5	3	0
J. Jones	2	0	0.0	4	0
M. Brown	1	-2	-2.0	-2	0
<b>TEAM</b>	<b>423</b>	<b>1328</b>	<b>3.1</b>	<b>47</b>	<b>7</b>
<b>OPPONENTS</b>	<b>440</b>	<b>1687</b>	<b>3.8</b>	<b>43</b>	<b>7</b>

## RECEIVING

PLAYER	NO	YDS	AVG	LG	TD
T. Smith	65	1128	17.4	74	4
Rice	58	321	5.5	22	0
M. Brown	49	524	10.7	59	7
J. Jones	37	455	12.3	66t	2
Clark	31	343	11.1	45	3
Dickson	25	273	10.9	43	1
Pitta	20	169	8.5	18	1
Pierce	20	104	5.2	15	0
Doss	19	305	16.1	63	0
Stokley	13	115	8.8	18	0
Leach	11	47	4.3	12	1
D. Thompson	10	96	9.6	33	0
Bajema	2	18	9.0	18	0
Scott	2	10	5.0	8	0
Scott	2	10	5.0	8	0
Taylor	1	6	6.0	6	0
<b>RAVENS</b>	<b>363</b>	<b>3914</b>	<b>10.8</b>	<b>74</b>	<b>19</b>
<b>Opponents</b>	<b>314</b>	<b>3938</b>	<b>12.5</b>	<b>79t</b>	<b>25</b>

## INTERCEPTIONS

PLAYER	NO	YDS	AVG	LG	TD
Graham	4	28	7.0	28	0
Ihedigbo	3	54	18.0	37	0
D. Smith	3	41	13.7	37t	1
Webb	2	19	9.5	19	0
J. Smith	2	0	0.0	0	0
Elam	1	18	18.0	18	0
Tyson	1	0	0.0	0	0
<b>RAVENS</b>	<b>16</b>	<b>160</b>	<b>10.0</b>	<b>37t</b>	<b>1</b>
<b>Opponents</b>	<b>23</b>	<b>219</b>	<b>9.5</b>	<b>74t</b>	<b>4</b>

## PUNTING

PLAYER	NO	YDS	AVG	NET	TB	IN	LG	BLK
Koch	90	4138	46.0	38.9	9	27	69	1
<b>RAVENS</b>	<b>91</b>	<b>4138</b>	<b>45.5</b>	<b>38.9</b>	<b>9</b>	<b>27</b>	<b>69</b>	<b>1</b>
<b>Opponents</b>	<b>98</b>	<b>4484</b>	<b>45.8</b>	<b>37.5</b>	<b>10</b>	<b>34</b>	<b>67</b>	<b>0</b>

## PUNT RETURNS

PLAYER	RET	FC	YDS	AVG	LG	TD
Doss	23	7	359	15.6	82t	1
J. Jones	19	2	237	12.5	37	0
Webb	1	7	13	13.0	13	0
<b>RAVENS</b>	<b>43</b>	<b>16</b>	<b>609</b>	<b>14.2</b>	<b>82T</b>	<b>1</b>
<b>Opponents</b>	<b>46</b>	<b>14</b>	<b>419</b>	<b>9.1</b>	<b>27</b>	<b>0</b>

## KICKOFF RETURNS

PLAYER	NO	YDS	AVG	LG	TD
J. Jones	31	892	28.8	77t	1
D. Thompson	7	201	28.7	47	0
Draughn	2	53	26.5	31	0
Juszczyk	2	17	8.5	9	0
Dickson	1	0	0.0	0	0
Leach	1	0	0.0	0	0
<b>RAVENS</b>	<b>44</b>	<b>1163</b>	<b>26.4</b>	<b>77t</b>	<b>1</b>
<b>Opponents</b>	<b>38</b>	<b>873</b>	<b>23.0</b>	<b>44</b>	<b>0</b>

## FIELD GOALS

PLAYER	1-19	20-29	30-39	40-49	50+
Tucker	0/0	10/10	12/13	10/11	6/7
<b>RAVENS</b>	<b>0/0</b>	<b>10/10</b>	<b>12/13</b>	<b>10/11</b>	<b>6/7</b>
<b>Opponents</b>	<b>0/0</b>	<b>11/11</b>	<b>10/10</b>	<b>9/11</b>	<b>2/3</b>

**Tucker:** (25G,30G)(50N,44N)(28G,45G,43G)(35G,24G)(42G,50G,25G,44G)(23G)(46G,38G,32G)(51G)(36G,46G)(52G,21G)(30G,26G,33G,53G)(43G,34G,38G,45G,48G)(29G,24G,32G,49G,53G,61G)(37N)(38G,22G,34G)

**Opponents:** (21G,51G)(27G,29G,47G)(27G,27G,22G)(37G,25G,48G,57N)(45G,44N,31G,50G,31G)(34G,28G,38G,42G)(22G)(42N,32G)(20G,46G,38G)(27G)(39G,40G)(40G)(45G,42G)(39G,38G)

# 2013 STATISTICS

## DEFENSIVE STATISTICS

PLAYER	TT	SOLO	AS	YDS		INT	RET.		PD	FF	FR
				SACKS	LOST		YDS	TD			
Smith, Daryl	123	57	66	5	43.5	3*	41	19	2	0	
Ihedigbo, James	99	62	37	0	0	3	54	11	2	1	
Suggs, Terrell	80	47	33	10	48	0	0	0	0	1	
Elam, Matt	76	53	23	0	0	1	18	3	0	2	
Webb, Lardarius	74	63	11	0	0	2	19	22	0	0	
Graham, Corey	68	51	17	1	0	4	28	12	1	0	
Smith, Jimmy	58	49	9	0	0	2	0	16	2	0	
Jones, Arthur	53	28	25	4	27	0	0	0	0	0	
Ngata, Haloti	52	23	29	1.5	12	0	0	3	0	0	
McClain, Jameel	50	27	23	0	0	0	0	0	1	0	
Bynes, Josh	41	19	22	0	0	0	0	3	0	0	
Dumervil, Elvis	31	18	13	9.5	64	0	0	3	2	0	
Canty, Chris	30	20	10	2	22	0	0	4	2	0	
Upshaw, Courtney	29	18	11	1.5	13	0	0	2	0	0	
McPhee, Pernell	21	13	8	2	13	0	0	1	1	0	
Cody, Terrence	15	7	8	0	0	0	0	0	0	0	
Brown, Arthur	12	8	4	0.5	4.5	0	0	0	1	0	
Spears, Marcus	10	5	5	0	0	0	0	0	0	0	
Tyson, DeAngelo	10	9	1	2	5	1	0	1	0	0	
Williams, Brandon	6	3	3	1	5	0	0	0	0	1	
Huff, Michael	4	3	1	0	0	0	0	0	0	0	
Brown, Chykie	2	1	1	0	0	0	0	1	0	0	
Miles, Jeromy	1	1	0	0	0	0	0	0	0	0	
<b>Totals</b>	<b>945</b>	<b>585</b>	<b>360</b>	<b>40</b>	<b>257</b>	<b>16</b>	<b>160</b>	<b>101</b>	<b>14</b>	<b>5</b>	

\*Daryl Smith returned an INT 37 yards for a TD vs. Hou. (9/22)

## SPECIAL TEAMS STATISTICS

PLAYER	TT	SOLO	AS	FF	FR	BK
McClellan, Albert	12	12	0	0	0	0
Levine, Anthony	11	10	1	0	0	0
Brown, Chykie	8	7	1	0	0	0
Miles, Jeromy	8	8	0	0	0	0
Trawick, Brynden	8	8	0	0	0	0
Graham, Corey	5	4	1	0	0	0
Juszczyk, Kyle	5	3	2	0	1	0
Bynes, Josh	4	3	1	0	0	0
Simon, John	4	4	0	0	0	0
Brown, Arthur	3	3	0	0	0	0
Dickson, Ed	3	2	1	0	0	0
Bajema, Billy	2	2	0	0	0	0
Cox, Morgan	2	2	0	0	1	0
Huff, Michael	2	2	0	0	0	0
Ihedigbo, James	2	1	1	0	1	0
McClain, Jameel	2	2	0	0	0	0
Doss, Tandon	1	1	0	0	0	0
Elam, Matt	1	1	0	0	0	0
Koch, Sam	1	1	0	0	0	0
Upshaw, Courtney	1	1	0	0	0	0
<b>Totals</b>	<b>85</b>	<b>77</b>	<b>8</b>	<b>0</b>	<b>3</b>	<b>0</b>

Defensive and special teams statistics reflect press box stats.

## RAVENS COACHES

**John Harbaugh**, Head Coach; **Jerry Rosburg**, Assistant Head Coach/Special Teams Coordinator; **Jim Caldwell**, Offensive Coordinator; **Dean Pees**, Defensive Coordinator; **Teryl Austin**, Secondary; **Juney Barnett**, Assistant Strength and Conditioning; **Clarence Brooks**, Defensive Line; **Randy Brown**, Kicking Consultant; **Juan Castillo**, Run Game Coordinator; **Jay Harbaugh**, Offensive Quality Control; **Wade Harman**, Tight Ends; **Chris Hewitt**, Assistant Special Teams; **Jim Hostler**, Wide Receivers; **Don Martindale**, Inside Linebackers; **Andy Moeller**, Offensive Line; **Ted Monachino**, Linebackers; **Wilbert Montgomery**, Running Backs; **Bob Rogucki**, Strength and Conditioning; **Steve Spagnuolo**, Senior Defensive Assistant; **Craig Ver Steeg**, Senior Offensive Assistant; **Todd Washington**, Assistant Offensive Line; **Matt Weiss**, Defensive Quality Control

## RAVENS HONOR ROLL

**AP All-Pro:** K Justin Tucker (1st Team)

**PFWA All-Pro:**

K Justin Tucker (1st Team)

**Sporting News All-Pro:**

K Justin Tucker, G Marshal Yanda (1st Teams)

**Pro Bowl:** DT Haloti Ngata, OLB Terrell Suggs, K Justin Tucker, G Marshal Yanda

**USA Today All-Joe Team:**

CB Lardarius Webb

**AFC Players of the Week:**

K Justin Tucker (Week 10) - Special Teams

K Justin Tucker (Week 12) - Special Teams

K Justin Tucker (Week 15) - Special Teams

**AFC Player of the Month:**

K Justin Tucker (Special Teams, November)

**Pepsi NEXT Rookie of the Week (Week 14):**

WR Marlon Brown

**GMC Never Say Never Moment of the Week (Week 14):**

QB Joe Flacco

**GMC Never Say Never Moment of the Week (Week 15):**

K Justin Tucker

**Ed Block Courage Award:**

LB Jameel McClain

**Ravens Roost Unsung Hero:**

S James Ihedigbo

**Ravens Roost Extra Effort:**

WR Marlon Brown

## BALTIMORE RAVENS 2013 SEASON REVIEW

	Record
Record	8-8
vs. AFC North	3-3
vs. AFC	6-6
vs. NFC	2-2
Home	6-2
Away	2-6
On Grass	1-4
Artificial Turf	7-4
Outdoors	7-8
Indoors	1-0
Leading at Halftime	6-2
Tied at Halftime	0-0
Trailing at Halftime	2-6
Leading After 3 Quarters	8-1
Tied After 3 Quarters	0-0
Trailing After 3 Quarters	0-7
Decided by 7 Points or less	5-5
Decided by 3 Points or less	5-4
When Scoring First	4-3
When Not Scoring First	4-5

	Record
Positive or Even Turnover Ratio	5-4
Negative Turnover Ratio	3-4
Winning Penalty Ratio	6-5
Losing Penalty Ratio	2-3
Overtime	1-1
With a 100-Yard Rusher	0-1
Without a 100-yard Rusher	8-7
With a 100-Yard Receiver	2-1
Without a 100-yard Receiver	6-7
With a 300-Yard Passer	0-3
Without a 300-Yard Passer	8-5
When Allowing a 100-Yard Rusher	0-1
When Not Allowing a 100-Yard Rusher	8-7
When Allowing a 100-Yard Receiver	3-3
When Not Allowing a 100-Yard Receiver	5-5
When Allowing a 300-Yard Passer	1-2
When Not Allowing a 300-Yard Passer	7-6
When Recording 3 or more sacks	5-4
When Holding an Opponent Under 250 Net Yards	1-0
When Holding an Opponent Under 21 Points	6-2
When Holding an Opponent Under 15 Points	4-0

# 2013 PRESEASON STATISTICS

## RESULTS AND ATTENDANCE

### WON 2, LOST 2

08/08	W	44-16	at Tampa Bay	47,599
08/15	W	27-23	Atlanta	70,527
08/22	L	27-34	Carolina	70,554
08/29	L	21-24	at St. Louis	53,364

## TEAM STATISTICS

### TOTAL FIRST DOWNS

	RAVENS	OPPONENT
Rushing	22	26
Passing	44	36
Penalty	12	13
3rd Down: Made/Att	21/55	23/63
3rd Down Pct.	38.2	36.5
4th Down: Made/Att	2/2	0/1
4th Down Pct.	100.0	0.0

### POSSESSION AVG.

<b>RAVENS</b>	<b>28:12</b>	<b>31:48</b>
---------------	--------------	--------------

### TOTAL NET YARDS

<b>RAVENS</b>	<b>1246</b>	<b>1263</b>
---------------	-------------	-------------

Avg. Per Game	311.5	315.8
---------------	-------	-------

Total Plays	261	264
-------------	-----	-----

Avg. Per Play	4.8	4.8
---------------	-----	-----

### NET YARDS RUSHING

<b>RAVENS</b>	<b>402</b>	<b>496</b>
---------------	------------	------------

Avg. Per Game	100.5	124.0
---------------	-------	-------

Total Rushes	132	125
--------------	-----	-----

### NET YARDS PASSING

<b>RAVENS</b>	<b>844</b>	<b>767</b>
---------------	------------	------------

Avg. Per Game	211.0	191.8
---------------	-------	-------

Sacked/Yards Lost	7/45	8/58
-------------------	------	------

Gross Yards	889	825
-------------	-----	-----

Att./Completions	122/75	131/72
------------------	--------	--------

Completion Pct.	61.5	55.0
-----------------	------	------

Had Intercepted	8	3
-----------------	---	---

### PUNTS/AVERAGE

<b>RAVENS</b>	<b>22/50.2</b>	<b>25/44.4</b>
---------------	----------------	----------------

### NET PUNTING AVG.

<b>RAVENS</b>	<b>22/41.2</b>	<b>25/32.8</b>
---------------	----------------	----------------

### PENALTIES/YARDS

<b>RAVENS</b>	<b>31/322</b>	<b>43/373</b>
---------------	---------------	---------------

### FUMBLES/BALL LOST

<b>RAVENS</b>	<b>3/3</b>	<b>7/4</b>
---------------	------------	------------

### TOUCHDOWNS

<b>RAVENS</b>	<b>15</b>	<b>10</b>
---------------	-----------	-----------

Rushing	6	3
---------	---	---

Passing	7	3
---------	---	---

Returns	2	4
---------	---	---

## SCORE BY PERIODS

	1	2	3	4	OT	PTS
--	---	---	---	---	----	-----

<b>RAVENS</b>	<b>21</b>	<b>31</b>	<b>17</b>	<b>50</b>	<b>0</b>	<b>119</b>
---------------	-----------	-----------	-----------	-----------	----------	------------

<b>Opponents</b>	<b>23</b>	<b>44</b>	<b>16</b>	<b>14</b>	<b>0</b>	<b>97</b>
------------------	-----------	-----------	-----------	-----------	----------	-----------

## SCORING

	TD	RU	PA	RT	K/PAT	FG	S	PTS
--	----	----	----	----	-------	----	---	-----

Tucker	0	0	0	0	14/14	5/5	0	29
--------	---	---	---	---	-------	-----	---	----

M. Brown	2	0	2	0	0	0	0	12
----------	---	---	---	---	---	---	---	----

Mellette	2	0	2	0	0	0	0	12
----------	---	---	---	---	---	---	---	----

Rainey	2	2	0	0	0	0	0	12
--------	---	---	---	---	---	---	---	----

L. Williams	2	0	1	1	0	0	0	12
-------------	---	---	---	---	---	---	---	----

Allen	1	1	0	0	0	0	0	6
-------	---	---	---	---	---	---	---	---

Berry	1	1	0	0	0	0	0	6
-------	---	---	---	---	---	---	---	---

Doss	1	0	1	0	0	0	0	6
------	---	---	---	---	---	---	---	---

Jackson	1	0	0	1	0	0	0	6
---------	---	---	---	---	---	---	---	---

Pierce	1	1	0	0	0	0	0	6
--------	---	---	---	---	---	---	---	---

Rice	1	1	0	0	0	0	0	6
------	---	---	---	---	---	---	---	---

T. Smith	1	0	1	0	0	0	0	6
----------	---	---	---	---	---	---	---	---

<b>RAVENS</b>	<b>15</b>	<b>6</b>	<b>7</b>	<b>2</b>	<b>14/14</b>	<b>5/5</b>	<b>0</b>	<b>119</b>
---------------	-----------	----------	----------	----------	--------------	------------	----------	------------

<b>Opponents</b>	<b>10</b>	<b>3</b>	<b>3</b>	<b>4</b>	<b>10/10</b>	<b>9/10</b>	<b>0</b>	<b>97</b>
------------------	-----------	----------	----------	----------	--------------	-------------	----------	-----------

2-PT. CONVERSIONS: RAVENS 0-1, Opponents 0-0

SACKS: D.J. Bryant 1, Canty 1, Hamilton 1, Larsen 1, McClellan 1, Simon 1, D. Smith 1, B. Williams 1, **RAVENS 8, Opponents 7**

FUM/LOST: Allen 1/1, Hanie 1/1, Pierce 1/1

## PASSING

	ATT	COMP	YARDS	COMP%	YDS/ATT	TD	TD%	INT	INT%	LG	SACK/LOST	RATING
--	-----	------	-------	-------	---------	----	-----	-----	------	----	-----------	--------

Hanie	44	22	282	50.0	6.41	1	2.3	2	4.5	50t	1/8	59.1
-------	----	----	-----	------	------	---	-----	---	-----	-----	-----	------

Flacco	42	32	344	76.2	8.19	2	4.8	4	9.5	77t	4/24	76.0
--------	----	----	-----	------	------	---	-----	---	-----	-----	------	------

Taylor	36	21	263	58.3	7.31	4	11.1	2	5.6	40t	2/13	95.0
--------	----	----	-----	------	------	---	------	---	-----	-----	------	------

<b>RAVENS</b>	<b>122</b>	<b>75</b>	<b>889</b>	<b>61.5</b>	<b>7.29</b>	<b>7</b>	<b>5.7</b>	<b>8</b>	<b>6.6</b>	<b>77t</b>	<b>7/45</b>	<b>75.5</b>
---------------	------------	-----------	------------	-------------	-------------	----------	------------	----------	------------	------------	-------------	-------------

<b>Opponents</b>	<b>131</b>	<b>72</b>	<b>825</b>	<b>55.0</b>	<b>6.30</b>	<b>3</b>	<b>2.3</b>	<b>3</b>	<b>2.3</b>	<b>61</b>	<b>8/58</b>	<b>72.2</b>
------------------	------------	-----------	------------	-------------	-------------	----------	------------	----------	------------	-----------	-------------	-------------

## RUSHING

	NO	YDS	AVG	LG	TD
--	----	-----	-----	----	----

Rainey	23	89	3.9	21	2
--------	----	----	-----	----	---

Rice	27	79	2.9	15	1
------	----	----	-----	----	---

Allen	20	68	3.4	15	1
-------	----	----	-----	----	---

Taylor	15	66	4.4	12	0
--------	----	----	-----	----	---

Berry	20	65	3.3	14	1
-------	----	----	-----	----	---

D. Carter	18	28	1.6	8	0
-----------	----	----	-----	---	---

D. Carter	8	1	0.1	4	0
-----------	---	---	-----	---	---

Pierce	13	28	2.2	20t	1
--------	----	----	-----	-----	---

Leach	1	4	4.0	4	0
-------	---	---	-----	---	---

Flacco	2	1	0.5	2	0
--------	---	---	-----	---	---

Hanie	3	1	0.3	2	0
-------	---	---	-----	---	---

<b>RAVENS</b>	<b>132</b>	<b>402</b>	<b>3.0</b>	<b>21</b>	<b>6</b>
---------------	------------	------------	------------	-----------	----------

<b>Opponents</b>	<b>125</b>	<b>496</b>	<b>4.0</b>	<b>29</b>	<b>3</b>
------------------	------------	------------	------------	-----------	----------

## RECEIVING

	NO	YDS	AVG	LG	TD
--	----	-----	-----	----	----

M. Brown	10	169	16.9	50t	2
----------	----	-----	------	-----	---

Mellette	9	140	15.6	40t	2
----------	---	-----	------	-----	---

Doss	7	85	12.1	40	1
------	---	----	------	----	---

Shiancoe	5	48	9.6	14	0
----------	---	----	-----	----	---

T. Smith	4	101	25.3	77t	1
----------	---	-----	------	-----	---

Furstenburg	4	54	13.5	24	0
-------------	---	----	------	----	---

Juszczyk	4	41	10.3	18	0
----------	---	----	------	----	---

Leach	4	36	9.0	14	0
-------	---	----	-----	----	---

Stokley	3	43	14.3	27	0
---------	---	----	------	----	---

L. Williams	3	43	14.3	21t	1
-------------	---	----	------	-----	---

Allen	3	19	6.3	8	0
-------	---	----	-----	---	---

J. Jones	3	19	6.3	12	0
----------	---	----	-----	----	---

Rice	3	18	6.0	11	0
------	---	----	-----	----	---

Rainey	3	17	5.7	8	0
--------	---	----	-----	---	---

D. Carter	3	16	5.3	8	0
-----------	---	----	-----	---	---

D. Carter	1	4	4.0	4	0
-----------	---	---	-----	---	---

Pierce	3	7	2.3	6	0
--------	---	---	-----	---	---

Berry	2	14	7.0	10	0
-------	---	----	-----	----	---

Bajema	1	18	18.0	18	0
--------	---	----	------	----	---

D. Thompson	1	5	5.0	5	0
-------------	---	---	-----	---	---

Clark	1	4	4.0	4	0
-------	---	---	-----	---	---

Streeter	1	4	4.0	4	0
----------	---	---	-----	---	---

<b>RAVENS</b>	<b>75</b>	<b>889</b>	<b>11.9</b>	<b>77t</b>	<b>7</b>
---------------	-----------	------------	-------------	------------	----------

<b>Opponents</b>	<b>72</b>	<b>825</b>	<b>11.5</b>	<b>61</b>	<b>3</b>
------------------	-----------	------------	-------------	-----------	----------

## INTERCEPTIONS

	NO	YDS	AVG	LG	TD
--	----	-----	-----	----	----

Copeland	1	32	32.0	32	0
----------	---	----	------	----	---

Jackson	1	13	13.0	13	0
---------	---	----	------	----	---

Lee	1	6	6.0	6	0
-----	---	---	-----	---	---

Trawick	0	0	---	0	0
---------	---	---	-----	---	---

<b>RAVENS</b>	<b>3</b>	<b>51</b>	<b>17.0</b>	<b>32</b>	<b>0</b>
---------------	----------	-----------	-------------	-----------	----------

<b>Opponents</b>	<b>8</b>	<b>178</b>	<b>22.3</b>	<b>71t</b>	<b>2</b>
------------------	----------	------------	-------------	------------	----------

## PUNTING

	NO	YDS	AVG	NET	TB	IN	LG	BLK
--	----	-----	-----	-----	----	----	----	-----

Koch	22	1104	50.2	41.2	1	5	61	0
------	----	------	------	------	---	---	----	---

<b>RAVENS</b>	<b>22</b>	<b>1104</b>	<b>50.2</b>	<b>41.2</b>	<b>1</b>	<b>5</b>	<b>61</b>	<b>0</b>
---------------	-----------	-------------	-------------	-------------	----------	----------	-----------	----------

<b>Opponents</b>	<b>25</b>	<b>1110</b>	<b>44.4</b>	<b>32.8</b>	<b>1</b>	<b>4</b>	<b>64</b>	<b>1</b>
------------------	-----------	-------------	-------------	-------------	----------	----------	-----------	----------

## PUNT RETURNS

	RET	FC	YDS	AVG	LG	TD
--	-----	----	-----	-----	----	----

Rainey	7	1	131	18.7	60	0
--------	---	---	-----	------	----	---

Doss	4	1	9	2.3	6	0
------	---	---	---	-----	---	---

Jackson	4	1	118	29.5	78t	1
---------	---	---	-----	------	-----	---

J. Jones	2	0	12	6.0	8	0
----------	---	---	----	-----	---	---



# 2013 PRESEASON STATISTICS

## DEFENSIVE STATISTICS

PLAYER	TT	SOLO	AS	YDS		INT	RET. YDS	PD	FF	FR
				SACKS	LOST					
McClellan, Albert	16	10	6	1	0	0	0	1	0	2
Elam, Matt	14	13	1	0	0	0	0	0	1	0
Smith, Daryl	14	12	2	1	11	0	0	2	0	0
Jackson, Asa	13	13	0	0	0	1	13	1	1	0
Brown, Omar	10	9	1	0	0	0	0	1	1	0
Bynes, Josh	10	5	5	0	0	0	0	0	0	0
Carr, Nigel	10	7	3	0	0	0	0	0	0	0
Simon, John	10	6	4	1	6	0	0	0	0	0
Williams, Brandon	10	7	3	1	10	0	0	0	0	0
Levine, Anthony	9	8	1	0	0	0	0	0	0	0
Brown, Arthur	8	7	1	0	0	0	0	0	0	0
Brown, Chykie	8	8	0	0	0	0	0	2	0	0
Cody, Terrence	8	5	3	0	0	0	0	0	0	0
Trawick, Brynden	8	7	1	0	0	0	0	0	0	0
Copeland, Brandon	7	7	0	0	0	1	32	1	0	0
Graham, Corey	7	5	2	0	0	0	0	1	0	0
Jones, Arthur	7	6	1	0	0	0	0	0	0	0
Suggs, Terrell	7	6	1	0	0	0	0	0	0	0
Anthony, Marc	5	5	0	0	0	0	0	4	0	1
Hamilton, Adrian	5	4	1	1	9	0	0	0	0	0
Huff, Michael	5	5	0	0	0	0	0	0	0	0
Upshaw, Courtney	5	5	0	0	0	0	0	0	0	0
Ihedigbo, James	4	3	1	0	0	0	0	0	1	0
Larsen, Cody	4	4	0	1	6	0	0	0	0	0
McPhee, Pernel	4	4	0	0	0	0	0	0	0	0
Smith, Jimmy	4	4	0	0	0	0	0	1	0	0
Thompson, Christian	4	4	0	0	0	0	0	0	0	0
Tyson, DeAngelo	4	4	0	0	0	0	0	0	0	0
Bryant, D.J.	3	2	1	1	8	0	0	0	0	0
Dumervil, Elvis	3	1	2	0	0	0	0	0	0	0
Webb, Lardarius	3	2	1	0	0	0	0	1	0	0
Williams, Meshak	3	1	2	0	0	0	0	0	0	0
Hall, Brian	2	2	0	0	0	0	0	0	0	0
Ngata, Haloti	2	1	1	0	0	0	0	0	0	0
Canty, Chris	1	1	0	1	8	0	0	0	0	0
Pericak, Will	1	0	1	0	0	0	0	0	0	0
Spears, Marcus	1	0	1	0	0	0	0	0	0	0
Lee, Moe	0	0	0	0	0	1	6	1	0	0
<b>Totals</b>	<b>239</b>	<b>193</b>	<b>46</b>	<b>8</b>	<b>58</b>	<b>3</b>	<b>51</b>	<b>16</b>	<b>4</b>	<b>3</b>

## SPECIAL TEAMS STATISTICS

PLAYER	TT	SOLO	AS	FF	FR	BK
Allen, Anthony	2	2	0	0	0	0
Anthony, Marc	2	2	0	0	0	0
Carr, Nigel	2	2	0	0	0	0
Hall, Brian	2	2	0	0	0	0
Juszczyk, Kyle	2	2	0	0	0	0
Lee, Moe	2	1	1	0	0	0
Trawick, Brynden	2	2	0	0	0	1
Brown, Chykie	1	1	0	1	0	0
Brown, Marlon	1	1	0	0	0	0
Carter, Rashaad	1	1	0	0	0	0
Copeland, Brandon	1	1	0	0	0	0
Elam, Matt	1	1	0	0	0	0
Hamilton, Adrian	1	1	0	0	0	0
Jackson, Asa	1	1	0	0	0	0
McClellan, Albert	1	1	0	0	0	0
Levine, Anthony	1	1	0	0	0	0
Raine, Bobby	1	1	0	0	0	0
Williams, LaQuan	0	0	0	0	1	0
<b>Totals</b>	<b>24</b>	<b>23</b>	<b>1</b>	<b>1</b>	<b>1</b>	<b>0</b>

Defensive and special teams statistics reflect press box stats.

## ALL-TIME RAVENS INTs RETURNED FOR TDs

<b>2013</b> 09/22/13 LB Daryl Smith 37 yds vs. Hou.	<b>2007</b> 11/18/07 LB Ray Lewis 35 yds vs. Cle.	<b>2001</b> 12/02/01 S Rod Woodson 47 yds vs. Ind.
<b>2012</b> 09/27/12 CB Cary Williams 63 yds vs. Cle. 09/10/12 S Ed Reed 34 yds vs. Cin.	<b>2006</b> 12/31/06 CB Chris McAlister 31 yds vs. Buf. 11/05/06 S Ed Reed 25 yds* vs. Cin. 10/29/06 S Dawan Landry 12 yds @ NO 10/29/06 CB Ronnie Prude 12 yds @ NO 09/10/06 CB Chris McAlister 60 yds @ TB	<b>2000</b> 12/24/00 CB Chris McAlister 98 yds vs. NYJ <b>2000 postseason</b> 01/28/01 CB Duane Starks 49 yds vs. NYG 01/07/01 LB Ray Lewis 50 yds @ Ten.
<b>2012 postseason</b> 01/12/13 CB Corey Graham 39 yds @ Den.	<b>2005</b> 12/04/05 LB Adalius Thomas 20 yds vs. Hou.	<b>1999</b> 12/19/99 S Corey Harris 24 yds vs. NO 12/05/99 S Rod Woodson 47 yds vs. Ten. 11/21/99 CB Duane Starks 43 yds @ Cin. 11/07/99 S Rod Woodson 66 yds @ Cle.
<b>2011</b> 10/02/11 CB Lardarius Webb 73 yds vs. NYJ	<b>2004</b> 01/02/05 DE Jarret Johnson 6 yds vs. Mia. 11/21/04 S Chad Williams 44 yds vs. Dal. 11/07/04 S Ed Reed 106 yds vs. Cle. 10/24/04 CB Deion Sanders 48 yds vs. Buf. 09/19/04 CB Chris McAlister 51 yds vs. Pit.	<b>1998</b> 11/08/98 CB Rod Woodson 18 yds vs. Oak. 09/13/98 CB Rod Woodson 60 yds @ NYJ
<b>2010</b> 12/13/10 CB Josh Wilson 12 yds @ Hou. 11/21/10 S Dawan Landry 23 yds** @ Car. 11/21/10 LB Ray Lewis 24 yds @ Car.	<b>2003</b> 12/21/03 S Chad Williams 52 yds @ Cle. 11/30/03 LB Ray Lewis 29 yds vs. SF 10/12/03 CB Chris McAlister 83 yds vs. Ari. 09/14/03 S Ed Reed 54 yds vs. Cle.	<b>1997</b> 11/30/97 CB Antonio Langham 40 yds @ Jax.
<b>2009</b> 11/16/09 S Dawan Landry 48 yds @ Cle. 10/11/09 S Ed Reed 52 yds vs. Cin.	<b>2003 postseason</b> 01/03/04 S Will Demps 56 yds vs. Ten.	<b>1996</b> 11/24/96 LB Mike Caldwell 45 yds vs. Jax.
<b>2008</b> 11/30/08 S Jim Leonhard 35 yds @ Cin. 11/23/08 S Ed Reed 107 yds vs. Phi. 11/02/08 OLB Terrell Suggs 42 yds @ Cle. 10/19/08 OLB Terrell Suggs 44 yds @ Mia. 09/21/08 S Ed Reed 32 yds @ Cle.	<b>2002</b> 12/01/02 S Chad Williams 98 yds @ Cin. 11/10/02 LB Adalius Thomas 25 yds vs. Cin.	*lateral from Samari Rolle INT **lateral from Ed Reed INT
<b>2008 postseason</b> 01/04/09 S Ed Reed 64 yds @ Mia.		



# 2013 PARTICIPATION CHART

Player	9/5 at Den.	9/15 vs. Cle.	9/22 vs. Hou.	9/29 at Buf.	10/6 at Mia.	10/13 vs. GB	10/20 at Pit.	11/3 at Cle.	11/10 vs. Cin.	11/17 at Chi.	11/24 vs. NYJ	11/28 vs. Pit.	12/8 vs. Min.	12/16 at Det.	12/22 vs. NE	12/29 at Cin.	Games Played	Games Started	Did Not Play	Inactive
Aiken, Kamar	NOR	NOR	NOR	NOR	NOR	NOR	NOR	PS	PS	PS	PS	PS	PS	PS	PS	PS	0	0	0	0
Bajema, Billy	X	X	X	X	X	TE	NOR	NOR	NOR	NOR	NOR	NOR	NOR	NOR	NOR	NOR	6	1	0	0
Brown, Arthur	X	X	INA	INA	X	X	X	X	X	X	X	X	X	X	X	X	14	0	0	2
Brown, Chykie	X	X	X	X	X	X	X	X	X	X	X	X	X	X	X	X	16	0	0	0
Brown, Marion	WR	WR	WR	WR	INA	WR	WR	WR	WR	INA	WR	X	WR	WR	X	WR	14	12	0	2
Brown, Omar	PS	PS	PS	PS	PS	PS	PS	X	INA	INA	INA	INA	INA	INA	INA	INA	1	0	0	8
Bryant, D.J.	IR	IR	IR	IR	IR	IR	IR	IR	IR	IR	IR	IR	IR	IR	IR	IR	0	0	0	0
Bynes, Josh	WILL	WILL	WILL	WILL	WILL	WILL	INA	X	X	X	X	X	X	X	X	X	15	6	0	1
Canty, Chris	DE	DE	INA	DE	X	DE	DE	DE	DE	DE	DE	DE	DE	X	DE	DE	15	13	0	1
Clark, Dallas	X	X	X	X	X	X	X	X	X	X	X	X	INA	DNP	INA	INA	12	0	1	3
Cody, Terrence	X	X	X	INA	INA	INA	INA	X	X	NT	X	X	X	X	X	X	12	1	0	4
Copeland, Brandon	PS	PS	PS	NOR	NOR	NOR	NOR	NOR	NOR	NOR	NOR	NOR	NOR	NOR	NOR	NOR	0	0	0	0
Cox, Morgan	X	X	X	X	X	X	X	X	X	X	X	X	X	X	X	X	16	0	0	0
Dickson, Ed	TE	TE	TE	TE	TE	X	TE	TE	TE	TE	TE	TE	TE	TE	TE	X	16	14	0	0
Doss, Tandon	NOR	X	X	X	WR	X	X	X	X	WR	X	X	X	X	X	X	15	2	0	0
Draughn, Shaun	NOR	INA	X	X	X	NOR	NOR	NOR	NOR	NOR	NOR	NOR	NOR	NOR	NOR	NOR	3	0	0	1
Dumervil, Elvis	SAM	X	X	X	SAM	SAM	X	X	X	X	X	X	INA	X	X	X	15	3	0	1
Elam, Matt	X	FS	FS	FS	FS	FS	FS	FS	FS	FS	FS	FS	FS	FS	FS	FS	16	15	0	0
Flacco, Joe	QB	QB	QB	QB	QB	QB	QB	QB	QB	QB	QB	QB	QB	QB	QB	QB	16	16	0	0
Furstenburg, Matt	PS	PS	PS	PS	PS	PS	PS	PS	PS	PS	PS	PS	PS	PS	PS	PS	0	0	0	0
Gradkowski, Gino	C	C	C	C	C	C	C	C	C	C	C	C	C	C	C	C	16	16	0	0
Graham, Corey	CB	X	X	X	CB	CB	X	X	X	X	X	X	X	CB	X	CB	16	5	0	0
Gray, Jonas	PS	PS	PS	PS	PS	PS	PS	PS	PS	PS	PS	PS	PS	PS	PS	PS	0	0	0	0
Hamilton, Adrian	IR	IR	IR	IR	IR	IR	IR	IR	IR	IR	IR	IR	IR	IR	IR	IR	0	0	0	0
Huff, Michael	FS	X	X	X	X	X	X	NOR	NOR	NOR	NOR	NOR	NOR	NOR	NOR	NOR	7	1	0	0
Ihedigbo, James	SS	SS	SS	SS	SS	SS	SS	SS	SS	SS	SS	SS	SS	SS	SS	SS	16	16	0	0
Jackson, Asa	SUSP	SUSP	SUSP	SUSP	SUSP	SUSP	SUSP	SUSP	INA	X	INA	X	X	X	INA	INA	4	0	0	4
James, Robert	X	NOR	NOR	NOR	NOR	NOR	NOR	NOR	NOR	NOR	NOR	NOR	NOR	NOR	NOR	NOR	1	0	0	0
Jensen, Ryan	INA	INA	INA	INA	INA	INA	INA	INA	INA	INA	INA	INA	INA	INA	INA	INA	0	0	0	16
Jones, Arthur	INA	DT	DT	DT	DT	X	DT	DT	DT	DT	DT	DT	DT	DT	DT	DT	14	13	0	2
Jones, Jacoby	X	INA	INA	INA	INA	X	WR	WR	WR	WR	WR	WR	WR	WR	X	WR	12	9	0	4
Juszczyk, Kyle	X	X	X	X	X	X	X	X	X	X	X	X	X	X	X	X	16	0	0	0
Koch, Sam	X	X	X	X	X	X	X	X	X	X	X	X	X	X	X	X	16	0	0	0
Larsen, Cody	PS	PS	PS	PS	PS	PS	PS	PS	PS	PS	PS	PS	PS	PS	PS	PS	0	0	0	0
Leach, Vonta	FB	FB	FB	FB	FB	X	X	X	X	X	X	FB	X	X	FB	X	16	7	0	0
Levine, Anthony	X	X	X	X	X	X	X	X	X	X	X	X	X	X	X	X	16	0	0	0
Lewis-Moore, Kapron	NFI	NFI	NFI	NFI	NFI	NFI	NFI	NFI	NFI	NFI	NFI	NFI	NFI	NFI	NFI	NFI	0	0	0	0
McClain, Jameel	PUP	PUP	PUP	PUP	PUP	PUP	WILL	WILL	WILL	WILL	WILL	WILL	WILL	WILL	MLB	MLB	10	10	0	0
McClellan, Albert	X	X	X	X	X	X	X	X	X	X	X	X	X	X	INA	X	15	0	0	1
McKinnie, Bryant	LT	LT	LT	LT	LT	INA	INA	X	NOR	NOR	NOR	NOR	NOR	NOR	NOR	NOR	5	5	0	2
McPhee, Pernell	X	X	X	X	X	X	X	X	X	X	X	X	X	X	X	X	16	0	0	0
Mellette, Aaron	INA	IR	IR	IR	IR	IR	IR	IR	IR	IR	IR	IR	IR	IR	IR	IR	0	0	0	1
Miles, Jeremy	NOR	NOR	NOR	INA	X	X	X	X	X	X	X	X	X	X	X	X	12	0	0	1
Mims, David	NOR	NOR	NOR	NOR	NOR	NOR	NOR	NOR	NOR	NOR	PS	PS	PS	PS	PS	PS	0	0	0	0
Monroe, Eugene	NOR	NOR	NOR	NOR	INA	LT	LT	LT	LT	LT	LT	LT	LT	LT	LT	LT	11	11	0	1
Ngata, Haloti	NT	NT	NT	NT	NT	NT	NT	NT	NT	NT	INA	NT	NT	NT	NT	NT	15	15	0	1
Oher, Michael	RT	RT	RT	RT	RT	RT	RT	RT	RT	RT	RT	RT	RT	RT	RT	RT	16	16	0	0
Osemele, Kelechi	LG	LG	LG	LG	LG	LG	LG	INA	IR	IR	IR	IR	IR	IR	IR	IR	7	7	0	1
Overbay, Nathan	NOR	NOR	NOR	NOR	NOR	NOR	NOR	NOR	NOR	NOR	NOR	NOR	NOR	NOR	PS	PS	0	0	0	0
Pierce, Bernard	X	X	RB	X	X	X	X	X	X	X	X	X	X	X	X	X	16	1	0	0
Pitta, Dennis	IRDR	IRDR	IRDR	IRDR	IRDR	IRDR	IRDR	IRDR	IRDR	IRDR	IRDR	IRDR	IRDR	X	X	TE	4	1	0	0
Reid, Jah	INA	INA	X	INA	INA	INA	INA	X	X	X	X	X	X	X	X	X	10	0	0	6
Rice, Ray	RB	RB	INA	RB	RB	RB	RB	RB	RB	RB	RB	RB	RB	RB	RB	RB	15	15	0	1
Scott, Bernard	NOR	NOR	NOR	NOR	NOR	NOR	NOR	INA	INA	INA	INA	INA	NOR	INA	X	X	2	0	0	6
Shipley, A.Q.	X	X	X	X	X	X	X	LG	LG	LG	LG	LG	LG	LG	LG	LG	16	9	0	0
Sheppard, Gerrard	PS	PS	PS	PS	PS	PS	PS	PS	PS	PS	PS	PS	PS	PS	PS	PS	0	0	0	0
Simon, John	INA	X	X	X	X	INA	X	INA	INA	INA	INA	INA	X	INA	X	INA	7	0	0	9
Smith, Daryl	MIKE	MIKE	MIKE	MIKE	MIKE	MIKE	MIKE	MIKE	MIKE	MIKE	MIKE	MIKE	MIKE	MLB	MLB	MLB	16	16	0	0
Smith, Jimmy	RCB	RCB	RCB	RCB	RCB	RCB	RCB	RCB	RCB	RCB	RCB	RCB	RCB	RCB	RCB	RCB	16	16	0	0
Smith, Torrey	WR	WR	WR	WR	WR	WR	WR	WR	WR	WR	WR	WR	WR	WR	WR	WR	16	16	0	0
Spears, Marcus	X	X	DE	X	INA	INA	X	NOR	NOR	NOR	NOR	NOR	NOR	NOR	NOR	NOR	5	1	0	2
Stephens, Nick	NOR	NOR	NOR	NOR	NOR	NOR	NOR	PS	PS	PS	PS	PS	PS	PS	PS	PS	0	0	0	0
Stephens, Reggie	PS	PS	PS	PS	PS	PS	PS	PS	PS	PS	PS	PS	PS	PS	PS	PS	0	0	0	0
Stokley, Brandon	X	X	X	INA	NOR	INA	INA	INA	INA	INA	X	X	X	IR	IR	IR	6	0	0	6
Suggs, Terrell	RUSH	RUSH	RUSH	RUSH	RUSH	RUSH	RUSH	RUSH	RUSH	RUSH	RUSH	RUSH	RUSH	OLB	OLB	OLB	16	16	0	0
Taylor, Tyrod	DNP	DNP	DNP	DNP	DNP	DNP	DNP	DNP	X	DNP	X	DNP	DNP	DNP	X	DNP	3	0	13	0
Thompson, Christian	SUSP	SUSP	SUSP	SUSP	NOR	NOR	NOR	NOR	NOR	NOR	NOR	NOR	NOR	NOR	NOR	NOR	0	0	0	0
Thompson, Deonte	INA	INA	INA	X	X	X	X	X	X	X	INA	INA	INA	INA	INA	INA	7	0	0	9
Trawick, Brynden	X	X	X	PS	PS	PS	PS	INA	X	X	X	INA	INA	INA	X	X	8	0	0	4
Tucker, Justin	X	X	X	X	X	X	X	X	X	X	X	X	X	X	X	X	16	0	0	0
Tyson, DeAngelo	X	INA	X	X	X	X	INA	INA	X	X	X	X	X	X	X	X	13	0	0	3
Unga, J.J.	PS	PS	PS	PS	PS	PS	PS	PS	PS	PS	NOR	NOR	NOR	NOR	NOR	NOR	0	0	0	0
Upshaw, Courtney	X	SAM	SAM	SAM	X	X	SAM	SAM	SAM	SAM	SAM	SAM	SAM	OLB	OLB	SLB	16	13	0	0
Wagner, Rick	X	X	X	X	X	T	X	X	X	X	X	X	X	X	TE	X	16	2	0	0
Webb, Lardarius	LCB	LCB	LCB	LCB	LCB	LCB	LCB	LCB	LCB	LCB	LCB	LCB	LCB	LCB	LCB	LCB	16	16	0	0
Williams, Brandon	INA	INA	INA	X	X	X	X	X	INA	X	INA	INA	INA	INA	INA	X	7	0	0	9
Yanda, Marshal	RG	RG	RG	RG	RG	RG	RG	RG	RG	RG	RG	RG	RG	RG	RG	RG	16	16	0	0

X-substituted; INA-inactive; IR-injured reserve; NFI-non-football injury; NOR-not on roster; PUP-physically unable to perform; PS-practice squad; PSIL-practice squad injured list; SUSP-suspended

# 2013 GAME-BY-GAME STARTERS

## OFFENSE

GAME	WR	LT	LG	C	RG	RT	TE	WR	QB	RB	FB	OTHER
09/05/13 at Denver	T. Smith	McKinnie	Osemele	Gradkowski	Yanda	Oher	Dickson	<b>M. Brown</b>	Flacco	Rice	Leach	n/a
09/15/13 vs. Cleveland	T. Smith	McKinnie	Osemele	Gradkowski	Yanda	Oher	Dickson	M. Brown	Flacco	Rice	Leach	n/a
09/22/13 vs. Houston	T. Smith	McKinnie	Osemele	Gradkowski	Yanda	Oher	Dickson	M. Brown	Flacco	<b>Pierce</b>	Leach	n/a
09/29/13 at Buffalo	T. Smith	McKinnie	Osemele	Gradkowski	Yanda	Oher	Dickson	M. Brown	Flacco	Rice	Leach	n/a
10/06/13 at Miami	T. Smith	McKinnie	Osemele	Gradkowski	Yanda	Oher	Dickson	<b>Doss</b>	Flacco	Rice	Leach	n/a
10/13/13 vs. Green Bay	T. Smith	Monroe	Osemele	Gradkowski	Yanda	Oher	Bajema	M. Brown	Flacco	Rice	n/a	<b>Wagner (T)</b>
10/20/13 at Pittsburgh	T. Smith	Monroe	Osemele	Gradkowski	Yanda	Oher	Dickson	M. Brown	Flacco	Rice	n/a	J. Jones (WR)
11/03/13 at Cleveland	T. Smith	Monroe	Shipley	Gradkowski	Yanda	Oher	Dickson	M. Brown	Flacco	Rice	n/a	J. Jones (WR)
11/10/13 vs. Cincinnati	T. Smith	Monroe	Shipley	Gradkowski	Yanda	Oher	Dickson	M. Brown	Flacco	Rice	n/a	J. Jones (WR)
11/17/13 at Chicago	T. Smith	Monroe	Shipley	Gradkowski	Yanda	Oher	Dickson	Doss	Flacco	Rice	n/a	J. Jones (WR)
11/24/13 vs. NY Jets	T. Smith	Monroe	Shipley	Gradkowski	Yanda	Oher	Dickson	M. Brown	Flacco	Rice	n/a	J. Jones (WR)
11/28/13 vs. Pittsburgh	T. Smith	Monroe	Shipley	Gradkowski	Yanda	Oher	Dickson	J. Jones	Flacco	Rice	Leach	n/a
12/08/13 vs. Minnesota	T. Smith	Monroe	Shipley	Gradkowski	Yanda	Oher	Dickson	J. Jones	Flacco	Rice	n/s	M. Brown (WR)
12/16/13 at Detroit	T. Smith	Monroe	Shipley	Gradkowski	Yanda	Oher	Dickson	J. Jones	Flacco	Rice	n/s	M. Brown (WR)
12/22/13 vs. New England	T. Smith	Monroe	Shipley	Gradkowski	Yanda	Oher	Dickson	n/a	Flacco	Rice	Leach	Wagner (TE)
12/29/13 at Cincinnati	T. Smith	Monroe	Shipley	Gradkowski	Yanda	Oher	Pitta	J. Jones	Flacco	Rice	n/a	M. Brown (WR)

## DEFENSE

GAME	DT	DE	NT	SAM	MIKE	WILL	RUSH	RCB	LCB	SS	FS	OTHER
09/05/13 at Denver	n/a	Canty	Ngata	Dumervil	D. Smith	Bynes	Suggs	J. Smith	Webb	Inedigbo	Huff	Graham (CB)
09/15/13 vs. Cleveland	A. Jones	Canty	Ngata	Upshaw	D. Smith	Bynes	Suggs	J. Smith	Webb	Inedigbo	<b>Elam</b>	n/a
09/22/13 vs. Houston	A. Jones	Spears	Ngata	Upshaw	D. Smith	Bynes	Suggs	J. Smith	Webb	Inedigbo	Elam	n/a
09/29/13 at Buffalo	A. Jones	Canty	Ngata	Upshaw	D. Smith	Bynes	Suggs	J. Smith	Webb	Inedigbo	Elam	n/a
10/06/13 at Miami	A. Jones	n/a	Ngata	Dumervil	D. Smith	Bynes	Suggs	J. Smith	Webb	Inedigbo	Elam	Graham (CB)
10/13/13 vs. Green Bay	n/a	Canty	Ngata	Dumervil	D. Smith	Bynes	Suggs	J. Smith	Webb	Inedigbo	Elam	Graham (CB)
10/20/13 at Pittsburgh	A. Jones	Canty	Ngata	Upshaw	D. Smith	McClain	Suggs	J. Smith	Webb	Inedigbo	Elam	n/a
11/03/13 at Cleveland	A. Jones	Canty	Ngata	Upshaw	D. Smith	McClain	Suggs	J. Smith	Webb	Inedigbo	Elam	n/a
11/10/13 vs. Cincinnati	A. Jones	Canty	Ngata	Upshaw	D. Smith	McClain	Suggs	J. Smith	Webb	Inedigbo	Elam	n/a
11/17/13 at Chicago	A. Jones	Canty	Cody	Upshaw	D. Smith	McClain	Suggs	J. Smith	Webb	Inedigbo	Elam	n/a
11/24/13 vs. NY Jets	A. Jones	Canty	Ngata	Upshaw	D. Smith	McClain	Suggs	J. Smith	Webb	Inedigbo	Elam	n/a
11/28/13 vs. Pittsburgh	A. Jones	Canty	Ngata	Upshaw	D. Smith	McClain	Suggs	J. Smith	Webb	Inedigbo	Elam	n/a
12/08/13 vs. Minnesota	A. Jones	Canty	Ngata	Upshaw	D. Smith	McClain	Suggs	J. Smith	Webb	Inedigbo	Elam	n/a
12/16/13 at Detroit	A. Jones	n/a	Ngata	Upshaw	D. Smith	McClain	Suggs	J. Smith	Webb	Inedigbo	Elam	Graham (CB)
12/22/13 vs. New England	A. Jones	Canty	Ngata	Upshaw	D. Smith	McClain	Suggs	J. Smith	Webb	Inedigbo	Elam	n/a
12/29/13 at Cincinnati	n/a	Canty	Ngata	Upshaw	D. Smith	McClain	Suggs	J. Smith	Webb	Inedigbo	Elam	Graham (CB)

**Bold denotes first NFL start**





# HOW THE 2013 RAVENS WERE BUILT

## HOW ACQUIRED

YEAR	PLAYER	ACQ.
2003	OLB Terrell Suggs	D1a
2006	P Sam Koch DT Haloti Ngata	D6a D1
2007	G/T Marshal Yanda	D3b
2008	QB Joe Flacco LB Jameel McClain RB Ray Rice	D1 RFA D2
2009	T Michael Oher CB/RS Lardarius Webb	D1 D3
2010	NT Terrence Cody LS Morgan Cox TE Ed Dickson DE Arthur Jones LB Albert McClellan TE Dennis Pitta	D2b RFA D3 D5b RFA D4
2011	CB Chykie Brown LB Josh Bynes WR Tandon Doss FB Vonta Leach DE Pernell McPhee T Jah Reid CB Jimmy Smith WR Torrey Smith QB Tyrod Taylor	D5a RFA D4 UFA (Hou.) D5b D3 D1 D2 D6
2012	S Omar Brown <i>OLB D.J. Bryant [IR]</i> G/C Gino Gradkowski CB Corey Graham <i>OLB Adrian Hamilton [IR]</i> S James Ihedigbo CB/RS Asa Jackson WR/RS Jacoby Jones DB Anthony Levine <i>G/T Kelechi Osemele [IR]</i> RB Bernard Pierce WR/RS Deonte Thompson K Justin Tucker DE DeAngelo Tyson OLB Courtney Upshaw	RFA FA D4a UFA (Chi.) RFA FA D5 FA D2b D3 RFA RFA D7 D2a
2013	LB Arthur Brown WR Marlon Brown DE Chris Canty TE Dallas Clark OLB Elvis Dumervil S Matt Elam G/C Ryan Jensen FB Kyle Juszczyk <i>DE Kapron Lewis-Moore [NFI]</i> <i>WR Aaron Mellette [IR]</i> S Jeromy Miles T Eugene Monroe RB Bernard Scott C A.Q. Shipley OLB John Simon LB Daryl Smith <i>WR Brandon Stokley [IR]</i> S Brynden Trawick T Rick Wagner DT Brandon Williams	D2 RFA FA UFA (TB) FA D1 D6b D4b D6a D7a FA TR (Jax.) FA TR (Ind.) D4a UFA (Jax.) UFA (Den.) RFA D5 D3

(UFA) Unrestricted free agent; (RFA) Rookie free agent; (NFI) Non-football injury  
Injured Reserve Players in Italics

## RAVENS BY DRAFT ROUND

1st ROUND (8)	TEAM	YEAR
TE Dallas Clark	Indianapolis	2003 (24th)
OLB Terrell Suggs	Baltimore	2003 (10th)
DT Haloti Ngata	Baltimore	2006 (12th)
QB Joe Flacco	Baltimore	2008 (18th)
T Eugene Monroe	Jacksonville	2009 (8th)
T Michael Oher	Baltimore	2009 (23rd)
CB Jimmy Smith	Baltimore	2010 (27th)
S Matt Elam	Baltimore	2013 (32nd)
2nd ROUND (7)		
LB Daryl Smith	Jacksonville	2004
RB Ray Rice	Baltimore	2008
NT Terrence Cody	Baltimore	2010
WR Torrey Smith	Baltimore	2011
<i>G/T Kelechi Osemele [IR]</i>	Baltimore	2012
OLB Courtney Upshaw	Baltimore	2012
LB Arthur Brown	Baltimore	2013
3rd ROUND (7)		
WR/RS Jacoby Jones	Houston	2007
G/T Marshal Yanda	Baltimore	2007
CB/RS Lardarius Webb	Baltimore	2009
TE Ed Dickson	Baltimore	2010
T Jah Reid	Baltimore	2011
RB Bernard Pierce	Baltimore	2012
DT Brandon Williams	Baltimore	2013
4th ROUND (8)		
<i>WR Brandon Stokley [IR]</i>	Baltimore	1999
DE Chris Canty	Dallas	2005
OLB Elvis Dumervil	Denver	2006
TE Dennis Pitta	Baltimore	2010
WR Tandon Doss	Baltimore	2011
G/C Gino Gradkowski	Baltimore	2012
FB Kyle Juszczyk	Baltimore	2013
OLB John Simon	Baltimore	2013
5th ROUND (6)		
CB Corey Graham	Chicago	2007
DE Arthur Jones	Baltimore	2010
CB Chykie Brown	Baltimore	2011
DE Pernell McPhee	Baltimore	2011
CB/RS Asa Jackson	Baltimore	2012
G/T Rick Wagner	Baltimore	2013
6th ROUND (5)		
P Sam Koch	Baltimore	2006
RB Bernard Scott	Cincinnati	2009
QB Tyrod Taylor	Baltimore	2011
G/C Ryan Jensen	Baltimore	2013
<i>DE Kapron Lewis-Moore [NFI]</i>	Baltimore	2013
7th ROUND (3)		
G/C A.Q. Shipley	Pittsburgh	2009
DE DeAngelo Tyson	Baltimore	2012
<i>WR Aaron Mellette [IR]</i>	Baltimore	2013
UNDRAFTED (15)		
FB Vonta Leach	Green Bay	2004
S James Ihedigbo	New York Jets	2007
LB Jameel McClain	Baltimore	2008
LS Morgan Cox	Baltimore	2010
S Anthony Levine	Green Bay	2010
LB Albert McClellan	Baltimore	2010
S Jeromy Miles	Cincinnati	2010
LB Josh Bynes	Baltimore	2011
S Omar Brown	Baltimore	2012
<i>OLB D.J. Bryant [IR]</i>	Houston	2012
<i>OLB Adrian Hamilton [IR]</i>	Dallas	2012
WR/RS Deonte Thompson	Baltimore	2012
K Justin Tucker	Baltimore	2012
WR Marlon Brown	Baltimore	2013
S Brynden Trawick	Baltimore	2013

# 2013 HONORS/MILESTONES

## WR MARLON BROWN

- **Pepsi NEXT Rookie of the Week (Week 14)**
- Became the first Ravens rookie in franchise history to score a touchdown in each of his first two career contests, in addition to becoming the first rookie since WR Torrey Smith (2011) to lead the team in touchdown receptions (7)
- Set career highs in receptions (7) and receiving yards (92) while securing his first-career game-winning touchdown (with :04 remaining) in the 29-26 win vs. Minnesota in Week 14 (12/8)

## QB JOE FLACCO

- **GMC Never Say Never Moment of the Week (Week 14)**
- Started all 16 games for the sixth-straight season, extending his streak of consecutive starts (including the postseason) to 109 games, the longest stretch by any QB in NFL history to begin a career
- Led the Ravens to eight regular season wins in 2013; Flacco's 62 regular season wins are the most by a QB in the first six seasons of his career and his 71 total victories, including the playoffs, are the most by an NFL starting QB since he entered the league in 2008
- Commanded six home victories at M&T Bank Stadium to total 39 overall in his career, the most among NFL starting QBs since 2008
- Set career highs in attempts (614), completions (362) and passing yards (3,912), becoming the first player in Ravens franchise history to throw for 20,000 yards
- Extended his franchise records in career passing touchdowns (121), career passing yards (21,545), 300-yard passing games (16) and career completions (1,869)
- Engineered his 19th-career game-winning drive in the fourth quarter or overtime vs. Minnesota in Week 14 (12/8), leading to a franchise-record 61-yard field goal by K Justin Tucker in the 18-16 victory
- Set single-game career highs in attempts (62) and completions (34) in the Week 1 (9/5) contest at Denver

## NT HALOTI NGATA

- **Pro Bowl - Fifth Invite**
- Dating back to 2006 when Ngata entered the NFL, the Ravens have allowed the fewest rushing touchdowns (63) and the third-fewest rushing yards (93.1) in the league
- Topped the Ravens' defensive line with 52 tackles (23 solo), 1.5 sacks (-12 yards) and 3 passes defended in 2013
- Appeared in at least 14 games (15 starts in 2013) for the eighth time in as many years in his career
- Anchored a defensive front that allowed just 1 rushing touchdown through the first nine weeks of the 2013 regular season



G MARSHAL YANDA



WR MARLON BROWN

## OLB TERRELL SUGGS

- **Pro Bowl - Sixth Invite**
- Surpassed Kelly Gregg (721) for second place on the Ravens' all-time list in career tackles, trailing only Ray Lewis (2,643)
- Registered his 500th-career solo stop against the New York Jets in Week 12 (11/24), posting 2 tackles and 1 sack
- Competed in his 150th career game in Week 1 (9/5) at Denver, totaling 6 tackles (4 solo) and 1 sack for a loss of 6 yards
- Added to his franchise records in sacks (94.5), sack yardage (-673) and forced fumbles (29)
- Led the team with 10 sacks, marking the fifth time in his career that he has produced double-digit sacks
- Netted a career-high 17 tackles (9 solo) in Week 4 (9/29) at Buffalo

## K JUSTIN TUCKER

- **Pro Bowl - First Invite**
- **Associated Press First-Team All-Pro**
- **PFWA First-Team All-Pro**
- **Sporting News First-Team All-Pro**
- **AFC Special Teams Player of the Month (November)**
- **AFC Special Teams Player of the Week (Week 15)**
- **GMC Never Say Never Moment of the Week (Week 15)**
- **AFC Special Teams Player of the Week (Week 12)**
- **AFC Special Teams Player of the Week (Week 10)**
- Tucker's 140 points in 2013 are the most in Ravens franchise history, while he also made 33-straight field goals, ranking as the fourth-longest streak in NFL history
- Tucker's 38 field goals made in 2013 are the most in Ravens' single-season history, besting Matt Stover's mark of 35 in 2000
- Kicked a franchise-record 61-yard game-winning field goal as part of a franchise-record 6 field goals (29, 24, 32, 49, 53, 61) in the 18-16 win at Detroit in Week 15 (12/16); Tucker is the only kicker in NFL history with field goals from 20, 30, 40, 50 and 60 yards in a single game
- Connected on all 7 field goal attempts and 4 point-after attempts to total 49 points in five games in the month of November

## CB LARDARIUS WEBB

- **USA Today All-Joe Team**
- Registered career bests in tackles (74), solo tackles (led the Ravens with 63) and passes defended (led the Ravens with 22, the second most in the NFL) and recorded 2 interceptions
- Started all 16 games for the first time in his career
- Recorded a career-high 6 passes defended vs. Cincinnati (11/10)

## G MARSHAL YANDA

- **Pro Bowl (starter) - Third Invite**
- **Sporting News First-Team All-Pro**
- Started all 16 games for the third time in the last four seasons

# 2013 GAME-BY-GAME OFFENSE

OFFENSE	9/5	9/15	9/22	9/29	10/6	10/13	10/20	11/3	11/10	11/17	11/24	11/28	12/8	12/16	12/22	12/29
	@Den.	Cle.	Hou.	@Buf.	@Mia.	GB	@Pit.	@Cle.	Cin.	@Chi.	NYJ	Pit.	Min.	@Det.	NE	@Cin.
Points	27	14	30	20	26	17	16	18	20	20	19	22	29	18	7	17
1st Qtr	7	0	0	0	3	0	3	3	10	10	3	7	7	0	0	6
2nd Qtr	10	0	17	7	3	0	3	7	7	7	6	3	0	9	0	0
3rd Qtr	0	7	7	7	10	3	0	0	0	0	10	6	0	3	0	11
4th Qtr	10	7	6	6	10	14	10	8	0	3	0	6	22	6	7	0
Overtime	0	0	0	0	0	0	0	0	3	0	0	0	0	0	0	0
TDs (Ru-P-Ret)	1-2-0	1-1-0	1-0-2	0-2-0	2-0-0	0-2-0	0-1-0	0-2-0	0-2-0	1-1-0	0-1-0	0-1-0	0-3-1	0-0-0	1-0-0	0-1-0
PATs (M/A)	3-3	2-2	3-3	2-2	2-2	2-2	1-1	1-1	2-2	2-2	1-1	1-1	3-3	0-0	1-1	0-0
2PT Convs (M/A)	0-0	0-0	0-0	0-0	0-0	0-0	0-0	1-1	0-0	0-0	0-0	0-0	1-1	0-0	0-0	1-1
FGs (M/A)	2-2	0-2	3-3	2-2	4-4	1-1	3-3	1-1	2-2	2-2	4-4	5-5	0-0	6-6	0-1	3-3
Safeties	0	0	0	0	0	0	0	0	0	0	0	0	0	0	0	0
First Downs	24	19	16	15	20	15	19	18	18	23	15	16	23	18	19	17
Rushing	3	5	5	0	6	2	7	6	1	9	5	4	4	4	5	2
Passing	18	13	7	13	12	11	10	11	11	10	9	11	17	11	13	12
Penalty	3	1	4	2	2	2	2	1	6	4	1	1	2	3	1	3
3rd Down Conv (M/A)	8-22	8-16	8-16	3-16	6-16	2-14	7-14	7-16	3-16	8-18	3-13	10-17	6-16	4-14	5-14	4-15
3rd Down Conv Pct	36.36%	50.00%	50.00%	18.75%	37.50%	14.29%	50.00%	43.75%	18.75%	44.44%	23.08%	58.82%	37.50%	28.57%	35.71%	26.67%
4th Down Conv (M/A)	0-1	0-0	0-0	1-1	0-0	1-2	1-1	1-1	0-0	1-2	0-0	0-0	1-3	0-0	0-3	0-2
4th Down Conv Pct	0.00%	0.00%	0.00%	100.00%	0.00%	50.00%	100.00%	100.00%	0.00%	50.00%	0.00%	0.00%	33.33%	0.00%	0.00%	0.00%
Total Net Yards	393	296	236	345	384	360	287	278	189	317	312	311	325	305	358	222
Total Off. Plays	87	71	57	63	74	61	61	67	71	75	62	62	79	60	74	66
Avg. Gain Per Play	4.5	4.2	4.1	5.5	5.2	5.9	4.7	4.1	2.7	4.2	5	5	4.1	5.1	4.8	3.4
Net Yards Rushing	58	99	75	24	133	47	82	55	85	174	67	74	97	90	121	47
Total Rushing Plays	21	36	31	9	40	22	26	21	30	41	31	25	27	21	28	14
Avg. Gain Per Rush	2.8	2.8	2.4	2.7	3.3	2.1	3.2	2.6	2.8	4.2	2.2	3	3.6	4.3	4.3	3.4
Net Yards Passing	335	197	161	321	251	313	205	223	104	143	245	237	228	215	237	175
Times Sacked	4	2	2	4	2	5	1	5	5	3	4	2	2	1	4	2
Yards Lost on Sacks	27	14	10	26	18	29	10	27	36	19	28	14	17	7	25	17
Gross Yards Passing	362	211	171	347	269	342	215	250	140	162	273	251	245	222	262	192
Pass Attempts	62	33	24	50	32	34	34	41	36	31	27	35	50	38	42	50
Pass Completions	34	22	16	25	19	20	24	24	20	17	17	24	28	20	23	30
Completion Pct	54.84%	66.67%	66.67%	50.00%	59.38%	58.82%	70.59%	58.54%	55.56%	54.84%	62.96%	68.57%	56.00%	52.63%	54.76%	60.00%
Avg. Gain Per Pass	5.1	5.6	6.2	5.9	7.4	8	5.9	4.8	2.5	4.2	7.9	6.4	4.4	5.5	5.2	3.4
Interceptions	2	0	0	5	1	0	0	1	2	2	1	0	3	0	3	3
Fumbles / Fum. Lost	1-0	1-1	1-0	0-0	1-1	2-1	1-0	1-1	1-1	2-0	0-0	1-0	1-0	1-0	1-1	0-0
Penalties	7	3	10	8	6	6	9	9	8	5	5	9	5	7	9	6
Penalty Yards	53	41	87	59	64	40	67	80	65	46	41	55	45	60	83	56
Punts	10	6	4	7	5	9	3	7	8	4	6	1	6	5	4	6
Gross Punting Avg	45.6	48.5	48.5	47.3	34.2	41.7	42	42.6	44.4	44.3	45.5	26	54.7	48	53	47.5
Touchbacks	0	0	0	0	0	1	1	2	0	1	1	0	2	0	1	0
Inside20	2	3	0	2	2	2	1	2	3	0	3	1	2	2	1	1
Punts Blocked	1	0	0	0	0	0	0	0	0	0	0	0	0	0	0	0
Net Punting Average	35.7	45.3	44	42.4	32	31.9	29.3	34.9	36.6	39.3	37.8	26	45.7	42.8	45.3	41.7
Punt Returns	1	3	2	4	4	2	1	4	3	2	5	2	4	1	4	1
Punt Return Yards	13	43	93	31	50	38	12	71	17	7	108	19	44	24	36	3
Punt Return Avg.	13	14.3	46.5	7.8	12.5	19	12	17.8	5.7	3.5	21.6	9.5	11	24	9	3
Fair Catches	4	2	1	1	0	1	0	2	0	1	0	0	0	3	1	0
Kickoff Returns	0	0	2	3	4	4	4	2	2	4	2	3	4	2	2	6
Kickoff Return Yards	0	0	53	73	128	102	81	45	41	47	38	113	152	60	61	169
Kickoff Return Avg.	0	0	26.5	24.3	32	25.5	20.3	22.5	20.5	11.8	19	37.7	38	30	30.5	28.2
Time of Possession	33:48	30:35	29:24	23:34	36:16	28:38	28:59	29:10	31:35	35:41	34:05	29:56	32:12	27:35	28:02	26:03



# 2013 GAME-BY-GAME DEFENSE

DEFENSE	9/5	9/15	9/22	9/29	10/6	10/13	10/20	11/3	11/10	11/17	11/24	11/28	12/8	12/16	12/22	12/29
	@Den.	Cle.	Hou.	@Buf.	@Mia.	GB	@Pit.	@Cle.	Cin.	@Chi.	NYJ	Pit.	Min.	@Det.	NE	@Cin.
Points	49	6	9	23	23	19	24	17	23	23	3	20	26	16	41	34
1st Qtr	0	3	3	6	3	3	7	7	0	0	3	0	0	7	14	7
2nd Qtr	14	3	6	14	10	3	3	7	0	13	0	0	3	0	3	10
3rd Qtr	21	0	0	3	0	10	3	7	3	0	0	7	3	3	3	0
4th Qtr	14	0	0	0	10	3	6	3	14	7	0	13	20	6	21	17
Overtime	0	0	0	0	0	0	0	0	0	3	0	0	0	0	0	0
TDs (Ru-P-Ret)	0-7-0	0-0-0	0-0-0	1-1-0	0-1-1	0-1-0	0-1-0	0-3-0	0-2-0	0-1-1	0-0-0	1-2-0	1-2-0	1-1-0	2-1-2	1-2-1
PATs (M/A)	7-7	0-0	0-0	2-2	2-2	1-1	1-1	3-3	2-2	2-2	0-0	2-2	2-2	1-1	5-5	4-4
PAT Convs (M/A)	0-0	0-0	0-0	0-0	0-0	0-0	0-0	0-0	0-0	0-0	0-0	0-1	0-1	0-1	0-0	0-0
FGs (M/A)	0-0	2-2	3-3	3-3	3-4	4-5	4-4	1-1	1-2	3-3	1-1	0-0	2-2	1-1	2-2	2-2
Safeties	0	0	0	0	0	0	0	0	0	0	0	0	0	0	0	0
First Downs	24	13	18	19	10	15	17	19	21	18	12	22	15	19	21	21
Rushing	2	1	5	10	0	6	7	4	7	5	4	5	3	6	7	7
Passing	20	11	11	7	9	9	7	11	13	10	8	15	11	12	10	12
Penalty	2	1	2	2	1	0	3	4	1	3	0	2	1	1	4	2
3rd Down Conv (M/A)	8-15	4-15	3-12	5-18	3-16	6-17	7-12	4-15	5-19	5-13	1-12	7-13	5-17	4-13	4-13	7-13
3rd Down Conv Pct	53.33%	26.67%	25.00%	27.78%	18.75%	35.29%	58.33%	26.67%	26.32%	38.46%	8.33%	53.85%	29.41%	30.77%	30.77%	53.85%
4th Down Conv (M/A)	0-0	0-2	0-1	0-0	1-1	0-0	0-0	2-2	3-5	0-0	0-0	1-2	1-1	0-0	0-0	0-0
4th Down Conv Pct	0.00%	0.00%	0.00%	0.00%	100.00%	0.00%	0.00%	100.00%	60.00%	0.00%	0.00%	50.00%	100.00%	0.00%	0.00%	0.00%
Total Net Yards	510	259	264	350	294	438	286	315	364	319	220	329	379	349	300	392
Total Off. Plays	68	62	61	79	57	65	55	68	87	59	55	62	63	63	62	66
Avg. Gain Per Play	7.5	4.2	4.3	4.4	5.2	6.7	5.2	4.6	4.2	5.4	4	5.3	6	5.5	4.8	5.9
Net Yards Rushing	65	65	94	203	22	140	141	73	120	104	102	72	114	119	142	111
Total Rushing Plays	23	20	23	55	11	30	29	28	31	26	28	18	25	28	34	30
Avg. Gain Per Rush	2.8	3.3	4.1	3.7	2	4.7	4.9	2.6	3.9	4	3.6	4	4.6	4.3	4.2	3.7
Net Yards Passing	445	194	170	147	272	298	145	242	244	215	118	257	265	230	158	281
Times Sacked	3	5	3	2	6	3	3	3	5	2	3	0	0	1	2	0
Yards Lost on Sacks	17	39	24	20	35	17	15	18	30	1	22	0	0	5	14	0
Gross Yards Passing	462	233	194	167	307	315	160	260	274	216	140	257	265	235	172	281
Pass Attempts	42	37	35	22	40	32	23	37	51	31	24	44	38	34	26	36
Pass Completions	27	22	25	10	21	17	17	24	24	19	10	28	17	18	14	21
Completion Pct	64.29%	59.46%	71.43%	45.45%	52.50%	53.13%	73.91%	64.86%	47.06%	61.29%	41.67%	63.64%	44.74%	52.94%	53.85%	58.33%
Avg. Gain Per Pass	9.9	4.6	4.5	6.1	5.9	8.5	5.6	6.1	4.4	6.5	4.4	5.8	7	6.6	5.6	7.8
Interceptions	0	0	1	2	0	1	0	0	3	0	2	0	0	3	0	4
Fumbles / Fum. Lost	3-2	0-0	0-0	4-1	1-0	3-1	1-1	1-1	1-0	2-0	1-1	0-0	3-1	0-0	0-0	1-0
Penalties	8	5	14	11	4	8	7	6	9	13	6	4	6	8	7	10
Penalty Yards	61	33	113	99	65	55	50	55	134	111	56	51	90	89	58	76
Punts	7	8	5	8	8	6	1	7	6	6	8	4	9	5	7	3
Gross Punting Average	45.6	42	50.4	43.3	52.5	54.8	36	48.1	37.2	38.7	51.4	43.5	44.1	46	47.7	36
Touchbacks	1	2	0	1	0	2	0	1	0	0	0	0	1	1	1	0
Inside20	5	1	3	3	3	0	0	2	0	2	3	2	1	3	4	2
Punts Blocked	0	0	0	0	0	0	0	0	0	0	0	0	0	0	0	0
Net Punting Average	40.9	31.6	31.8	36.9	46.3	41.8	24	35.1	34.3	37.5	37.9	38.8	37	37.2	39.7	35
Punt Returns	6	4	2	4	1	6	1	2	6	1	2	0	1	4	1	5
Punt Return Yards	63	19	18	34	11	68	18	14	62	0	26	0	14	26	11	35
Punt Return Avg.	10.5	4.8	9	8.5	11	11.3	18	7	10.3	0	13	0	14	6.5	11	7
Fair Catches	1	0	1	3	1	1	1	2	1	0	0	1	0	1	1	0
Kickoff Returns	0	2	2	0	2	1	3	2	2	3	5	4	5	2	1	4
Kickoff Return Yards	0	44	55	0	49	19	97	27	50	32	102	102	131	38	22	105
Kickoff Return Avg.	0	22	27.5	0	24.5	19	32.3	13.5	25	10.7	20.4	25.5	26.2	19	22	26.3
Time of Possession	26:12	29:25	30:36	36:26	23:44	31:22	31:01	30:50	37:58	30:38	25:55	30:04	27:48	32:25	31:58	33:57





# GAME 1: BRONCOS 49, RAVENS 27

Baltimore (0-1) · Denver (1-0)

Thursday, September 5, 2013 · 7:13 PM MT · Sports Authority Field at Mile High · Denver  
Weather: 83°, Mostly Cloudy, Wind NW 7 mph · Attendance: 76,977 · Time: 3:38



Allowing a team-record points (49) and touchdown passes (7, tying an NFL record), the Ravens dropped the NFL season opener in Denver, 49-27. The start of the game was delayed 34 minutes because of lightning storms in the area. Baltimore led 17-14 at the half after FB Vonta Leach caught a 2-yard touchdown pass from QB Joe Flacco, RB Ray Rice scored on a 1-yard run, and K Justin Tucker hit a 25-yard field goal. But behind QB Peyton Manning, who tied an NFL record with 7 TD passes in the game, Denver exploded for 35 second-half points to secure the victory. In one six-minute span in the third quarter, Manning threw 3 TD passes (28 yards to WR Andre Caldwell and 2 to WR Wes Welker – for 5 and 2 yards). That gave the Broncos a 35-17 lead they extended to 42-17 when Manning hit WR Demaryius Thomas with a 26-yard beauty early in the fourth quarter. Baltimore closed the gap to 42-24 after Flacco hit rookie WR Marlon Brown with a 13-yard scoring strike. Flacco completed 34 of 62 passes for 362 yards with 2 TDs and 2 INTs. Rice and newly-signed TE Dallas Clark caught 8 (35 yards) and 7 (87 yards) passes, respectively. Manning was spectacular in leading an offense that amassed 510 yards, completing 27 of 42 for 462 yards with 7 TDs. Welker caught 9 for 67 yards, while Thomas grabbed 5 for 161 yards and 2 TDs. Baltimore sacked Manning three times, including one by his former teammate in Denver, OLB Elvis Dumervil.

## BALTIMORE RAVENS (Head Coach: John Harbaugh)

OFFENSE		DEFENSE	
WR 82	T. Smith	NT 92	H. Ngata
WR 14	M. Brown	DE 99	C. Canty
LT 78	B. McKinnie	DT 97	A. Jones
LG 72	K. Osemele	RUSH 55	T. Suggs
C 66	G. Gradkowski	MIKE 51	D. Smith
RG 73	M. Yanda	SAM 91	C. Upshaw
RT 74	M. Oher	WILL 56	J. Bynes
TE 84	E. Dickson	LCB 21	L. Webb
QB 5	J. Flacco	FS 26	M. Elam
FB 44	V. Leach	SS 32	J. Ihedigbo
RB 27	R. Rice	RCB 22	J. Smith

## DENVER BRONCOS (Head Coach: John Fox)

OFFENSE		DEFENSE	
WR 88	D. Thomas	LDE 95	D. Wolfe
LT 78	R. Clady	DT 99	K. Vickerson
LG 68	Z. Beadles	NT 94	T. Knighton
C 66	M. Ramirez	RDE 91	R. Ayers
RG 65	L. Vasquez	WLB 59	D. Trevathan
RT 74	O. Franklin	MLB 52	W. Woodyard
TE 80	J. Thomas	CB 25	C. Harris
WR 87	E. Decker	LCB 32	T. Carter
WR 83	W. Welker	RCB 45	D. R-Cromartie
QB 18	P. Manning	SS 33	D. Ihenacho
RB 27	K. Moreno	FS 26	R. Moore

## GAME SUMMARY

	1	2	3	4	OT	TOTAL	FIELD GOALS (MADE) & MISSED
BALTIMORE	7	10	0	10	-	27	J. Tucker (25, 30)
DENVER	0	14	21	14	-	49	None

TEAM	QTR	TIME	PLAY DESCRIPTION (extra point)	DRIVE	SCORE
Ravens	1	7:11	V. Leach 2 yd. pass from J. Flacco (J. Tucker kick)	10-80, 3:58	7-0
Broncos	2	11:35	J. Thomas 24 yd. pass from P. Manning (M. Prater kick)	1-24, 0:05	7-7
Ravens	2	8:03	R. Rice 1 yd. run (J. Tucker kick)	1-1, 0:05	14-7
Broncos	2	5:34	J. Thomas 23 yd. pass from P. Manning (M. Prater kick)	6-80, 2:29	14-14
Ravens	2	0:07	J. Tucker 25 yd. Field Goal	13-77, 3:12	17-14
Broncos	3	12:30	A. Caldwell 28 yd. pass from P. Manning (M. Prater kick)	6-80, 2:30	17-21
Broncos	3	10:28	W. Welker 5 yd. pass from P. Manning (M. Prater kick)	2-10, 0:40	17-28
Broncos	3	6:37	W. Welker 2 yd. pass from P. Manning (M. Prater kick)	9-63, 2:29	17-35
Broncos	4	13:13	D. Thomas 26 yd. pass from P. Manning (M. Prater kick)	5-56, 1:33	17-42
Ravens	4	10:28	M. Brown 13 yd. pass from J. Flacco (J. Tucker kick)	5-80, 1:38	24-42
Ravens	4	5:29	J. Tucker 30 yd. Field Goal	8-57, 2:38	27-42
Broncos	4	4:30	D. Thomas 78 yd. pass from P. Manning (M. Prater kick)	3-80, 0:59	27-49

**OFFICIALS** – Referee: Walt Coleman (65), Umpire: Roy Ellison (81), Head Linesman: Jerry Bergman (91), Line Judge: Rusty Baynes (59), Side Judge: Rick Patterson (15), Field Judge: Greg Gautreaux (80), Back Judge: Greg Yette (38)

## TEAM STATISTICS

	RAVENS	BRONCOS
First Downs	24 (3-18-3)	24 (2-20-2)
Third Downs	8-22 (36%)	8-15 (53%)
Fourth Downs	0-1 (0%)	0-0 (0%)
Total Net Yards	393	510
Plays – Average	87-4.5	68-7.5
Net Yds Rushing	58	65
Rushes – Average	21-2.8	23-2.8
Net Yards Passing	335	445
Att. – Yds Lost – Gross Pass.	4-27-362	3-17-462
Passes Att. – Comp. – INT	62-34-2	42-27-0
Red Zone	3-5 (60%)	2-2 (100%)
Goal-to-Go	2-3 (67%)	2-2 (100%)
Punts – Avg.	10-45.6	7-45.6
Penalties – Yards	7-53	8-61
Fumbles – Lost	1-0	3-2
Time of Possession	33:48	26:12

## INDIVIDUAL STATISTICS

RAVENS											BRONCOS										
<b>RUSHING</b>											<b>RUSHING</b>										
R. Rice	ATT	YDS	AVG	LG	TD	K. Moreno	ATT	YDS	AVG	LG	TD										
B. Pierce	9	22	2.4	14	0	M. Ball	8	24	3.0	9	0										
						R. Hillman	4	15	3.8	7	0										
						P. Manning	2	-2	-1.0	-1	0										
<b>Total</b>	<b>21</b>	<b>58</b>	<b>2.8</b>	<b>14</b>	<b>1</b>	<b>Total</b>	<b>23</b>	<b>65</b>	<b>2.8</b>	<b>9</b>	<b>0</b>										
<b>PASSING</b>											<b>PASSING</b>										
J. Flacco	ATT	CMP	YDS	SK/YD	TD	LG	IN	RT	P. Manning	ATT	CMP	YDS	SK/YD	TD	LG	IN	RT				
	62	34	362	4/27	2	34	2	69.4		42	27	462	3/17	7	78	0	141.1				
<b>Total</b>	<b>62</b>	<b>34</b>	<b>362</b>	<b>4/27</b>	<b>2</b>	<b>34</b>	<b>2</b>	<b>69.4</b>	<b>Total</b>	<b>42</b>	<b>27</b>	<b>462</b>	<b>3/17</b>	<b>7</b>	<b>77</b>	<b>0</b>	<b>141.1</b>				
<b>RECEIVING</b>											<b>RECEIVING</b>										
R. Rice	REC	YDS	AVG	LG	TD	W. Welker	REC	YDS	AVG	LG	TD										
D. Clark	7	87	12.4	31	0	D. Thomas	5	161	32.2	78	2										
T. Smith	4	92	23.0	34	0	J. Thomas	5	110	22.0	44	2										
M. Brown	4	65	16.3	23	1	K. Moreno	3	37	12.3	23	0										
B. Stokley	4	34	8.5	12	0	E. Decker	2	32	16.0	27	0										
J. Jones	3	24	8.0	13	0	R. Hillman	2	27	13.5	17	0										
V. Leach	3	12	4.0	6	1	A. Caldwell	1	28	28.0	28	1										
E. Dickson	1	13	13.0	13	0																
<b>Total</b>	<b>34</b>	<b>362</b>	<b>10.6</b>	<b>34</b>	<b>2</b>	<b>Total</b>	<b>27</b>	<b>462</b>	<b>17.1</b>	<b>78</b>	<b>7</b>										
<b>INTERCEPTIONS</b>											<b>INTERCEPTIONS</b>										
	NO	YDS	AVG	LG	TD	D. Trevathan	NO	YDS	AVG	LG	TD										
	0	0	0	0	0	C. Harris	1	0	0.0	0	0										
						<b>Total</b>	<b>2</b>	<b>29</b>	<b>14.5</b>	<b>29</b>	<b>0</b>										
<b>SACKS</b>											<b>SACKS</b>										
C. Canty 1-4, E. Dumervil 1-7, T. Suggs 1-6											S. Phillips 2.5-14, R. Ayers 1-9, W. Woodyard 0.5-4										
<b>TACKLES (TOP 3)</b>											<b>TACKLES (TOP 3)</b>										
J. Bynes 8 (6 solo), C. Graham 7 (5 solo), J. Smith 6 (6 solo)											D. Ihenacho 12 (11 solo), W. Woodyard 10 (5 solo),										
T. Suggs 6 (4 solo)											R. Moore 6 (6 solo)										



# GAME 2: RAVENS 14, BROWNS 6

Baltimore (1-1) - Cleveland (0-2)

Sunday, September 15, 2013 • 1:02 PM ET • M&T Bank Stadium • Baltimore  
Weather: 75°, Partly Cloudy, Wind SSW 6 mph • Attendance: 71,098 • Time: 3:10



After being shut out in the first half, the Ravens rebounded from a 6-0 deficit to beat the Browns, 14-6, at M&T Bank Stadium. Baltimore QB Joe Flacco, whose wife, Dana, delivered their second son, Daniel, within two hours of kickoff, kept his focus as he directed the two second-half scoring drives. Cleveland grabbed a 3-0 first-quarter lead on former Raven K Billy Cundiff's 21-yard field goal. Cundiff converted a 51-yard FG with two seconds left in the second quarter to give the Browns a 6-0 halftime advantage. Ravens K Justin Tucker, who missed just 3 FGs a year ago in his rookie season, missed two attempts in the first half, one from 50 yards and the second from 44 yards. On Baltimore's first possession in the third quarter, Flacco led a balanced 12-play, 80-yard drive that ended with RB Bernard Pierce's 5-yard touchdown run. (Flacco completed first-down passes on three third-and-long situations during the drive.) The Ravens' second TD came in the fourth quarter when Flacco hit rookie WR Marlon Brown with a 5-yard TD strike. Baltimore's defense limited Cleveland to 259 yards and did not allow a TD for the first time since it held the Browns to 5 FGs on 11/4/12. The Ravens sacked Browns QB Brandon Weeden 5 times, including 1.5 by ILB Daryl Smith. RB Trent Richardson was limited to 58 yards on 18 carries (3.2 avg.). Flacco completed passes to eight receivers, finishing 22-of-33 for 211 yards. WR Torrey Smith caught a career-high-tying 7 balls for 85 yards. RB Bernard Pierce, who subbed in the fourth quarter for injured RB Ray Rice (hip), gained 57 rushing yards.

## CLEVELAND BROWNS (Head Coach: Rob Chudzinski)

OFFENSE		DEFENSE	
WR 80	T. Benjamin	LE 90	B. Winn
LT 73	J. Thomas	DT 98	P. Taylor
LG 77	J. Greco	RE 92	D. Bryant
C 55	A. Mack	OLB 99	P. Kruger
RG 75	O. Cousins	ILB 53	C. Robertson
RT 72	M. Schwartz	ILB 52	D. Jackson
TE 84	J. Cameron	OLB 97	J. Sheard
WR 18	G. Little	LCB 23	J. Haden
TE 82	G. Barnidge	RCB 22	B. Skrine
QB 3	B. Weeden	FS 39	T. Gipson
RB 33	T. Richardson	SS 43	T. Ward

## BALTIMORE RAVENS (Head Coach: John Harbaugh)

OFFENSE		DEFENSE	
WR 82	T. Smith	NT 92	H. Ngata
WR 14	M. Brown	DE 99	C. Canty
LT 78	B. McKinnie	DT 97	A. Jones
LG 72	K. Osemele	RUSH 55	T. Suggs
C 66	G. Gradkowski	MIKE 51	D. Smith
RG 73	M. Yanda	SAM 91	C. Upshaw
RT 74	M. Oher	WILL 56	J. Bynes
TE 84	E. Dickson	LCB 21	L. Webb
QB 5	J. Flacco	FS 26	M. Elam
FB 44	V. Leach	SS 32	J. Ihedigbo
RB 27	R. Rice	RCB 22	J. Smith

## GAME SUMMARY

	1	2	3	4	OT	TOTAL	FIELD GOALS (MADE) & MISSED
CLEVELAND	3	3	0	0	-	6	B. Cundiff (21, 51)
BALTIMORE	0	0	7	7	-	14	J. Tucker 50WR, 44WR

TEAM	QTR	TIME	PLAY DESCRIPTION (extra point)	DRIVE	SCORE
Browns	1	8:40	B. Cundiff 21 yd. Field Goal	5-57, 2:27	3-0
Browns	2	0:02	B. Cundiff 51 yd. Field Goal	5-33, 0:29	6-0
Ravens	3	5:13	B. Pierce 5 yd. run (J. Tucker kick)	12-80, 5:50	6-7
Ravens	4	8:57	M. Brown 5 yd. pass from J. Flacco (J. Tucker kick)	8-42, 3:20	6-14

**OFFICIALS** – Referee: Bill Vinovich (52), Umpire: Paul King (121), Head Linesman: Jim Mello (48), Line Judge: Julian Mapp (10), Side Judge: Jimmy DeBell (58), Field Judge: Steve Zimmer (33), Back Judge: Jim Quirk (63)

## TEAM STATISTICS

	BROWNS	RAVENS
First Downs	13 (1-11-1)	19 (5-13-1)
Third Downs	4-15 (27%)	8-16 (50%)
Fourth Downs	0-2 (0%)	0-0 (0%)
Total Net Yards	259	296
Plays – Average	62-4.2	71-4.2
Net Yds Rushing	65	99
Rushes – Average	20-3.3	36-2.8
Net Yards Passing	194	197
Att. – Yds Lost – Gross Pass.	5-39-233	2-14-211
Passes Att. – Comp. – INT	37-22-0	33-22-0
Red Zone	0-1 (0%)	2-3 (67%)
Goal-to-Go	0-1 (0%)	1-1 (100%)
Punts – Avg.	8-42.0	6-48.5
Penalties – Yards	5-33	3-41
Fumbles – Lost	0-0	1-1
Time of Possession	29:25	30:35

## INDIVIDUAL STATISTICS

BROWNS											RAVENS										
<b>RUSHING</b>											<b>RUSHING</b>										
T. Richardson	ATT	YDS	AVG	LG	TD	B. Pierce	ATT	YDS	AVG	LG	TD										
B. Weeden	2	7	3.5	5	0	R. Rice	13	36	2.8	14	0										
<b>Total</b>	<b>20</b>	<b>65</b>	<b>3.3</b>	<b>9</b>	<b>0</b>	J. Flacco	4	6	1.5	9	0										
<b>Total</b>	<b>20</b>	<b>65</b>	<b>3.3</b>	<b>9</b>	<b>0</b>	<b>Total</b>	<b>36</b>	<b>99</b>	<b>2.8</b>	<b>14</b>	<b>1</b>										
<b>PASSING</b>											<b>PASSING</b>										
B. Weeden	ATT	CMP	YDS	SK/YD	TD	LG	IN	RT	J. Flacco	ATT	CMP	YDS	SK/YD	TD	LG	IN	RT				
J. Campbell	4	1	6	0/0	0	6	0	39.6	J. Flacco	33	22	211	2/14	1	27	0	94.4				
<b>Total</b>	<b>37</b>	<b>22</b>	<b>233</b>	<b>5/39</b>	<b>0</b>	<b>53</b>	<b>0</b>	<b>77.9</b>	<b>Total</b>	<b>33</b>	<b>22</b>	<b>211</b>	<b>2/14</b>	<b>1</b>	<b>27</b>	<b>0</b>	<b>94.4</b>				
<b>RECEIVING</b>											<b>RECEIVING</b>										
J. Cameron	REC	YDS	AVG	LG	TD	T. Smith	REC	YDS	AVG	LG	TD										
D. Bess	5	38	7.6	12	0	M. Brown	4	45	11.3	18	1										
T. Richardson	5	21	4.2	9	0	B. Stokley	4	36	9.0	16	0										
G. Little	4	33	8.3	18	0	R. Rice	3	9	3.0	7	0										
C. Ogbonnaya	2	24	12.0	15	0	B. Bajema	1	18	18.0	18	0										
T. Benjamin	1	22	22.0	22	0	V. Leach	1	12	12.0	12	0										
<b>Total</b>	<b>22</b>	<b>233</b>	<b>10.6</b>	<b>53</b>	<b>0</b>	D. Clark	1	8	8.0	8	0										
<b>Total</b>	<b>22</b>	<b>233</b>	<b>10.6</b>	<b>53</b>	<b>0</b>	B. Pierce	1	-2	-2.0	-2	0										
<b>Total</b>	<b>22</b>	<b>233</b>	<b>10.6</b>	<b>53</b>	<b>0</b>	<b>Total</b>	<b>22</b>	<b>211</b>	<b>9.6</b>	<b>27</b>	<b>1</b>										
<b>INTERCEPTIONS</b>											<b>INTERCEPTIONS</b>										
<b>Total</b>	<b>0</b>	<b>0</b>	<b>0</b>	<b>0</b>	<b>0</b>	<b>Total</b>	<b>0</b>	<b>0</b>	<b>0</b>	<b>0</b>	<b>0</b>										
<b>SACKS</b>											<b>SACKS</b>										
B. Mingo 1-9, D. Bryant .5-2.5, J. Sheard .5-2.5											D. Smith 1.5-14.5, E. Dumervil 1-9, A. Jones 1-9, T. Suggs 1-2, A. Brown .5-4.5										
<b>TACKLES (TOP 3)</b>											<b>TACKLES (TOP 3)</b>										
B. Skrine 9 (7 solo), T. Gipson 9 (4 solo), D. Jackson 8 (4 solo)											D. Smith 11 (3 solo), L. Webb 9 (8 solo), J. Bynes 8 (3 solo),										
J. Sheard 8 (3 solo)																					





# GAME 3: RAVENS 30, TEXANS 9

Baltimore (2-1) · Houston (2-1)

Sunday, September 22, 2013 · 1:03 PM ET · M&T Bank Stadium · Baltimore  
Weather: 73°, Sunny, Wind NNW 9 mph · Attendance: 71,168 · Time: 3:09



Playing without starters RB Ray Rice, WR/RS Jacoby Jones and DE Chris Canty, the Ravens overwhelmed previously-unbeaten Houston, 30-9, at M&T Bank Stadium. Holding the ball 13 of the first 16 minutes of the game, the Texans took a 6-0 early second-quarter lead on 2 K Randy Bullock field goals (27 and 29 yards). K Justin Tucker's 28-yard FG made the score 6-3 with 4:11 remaining in the first half. Baltimore ILB Daryl Smith then stole a QB Matt Schaub pass and raced 37 yards to the end zone to give the Ravens a 10-6 advantage. Less than two minutes later, WR/RS Tandon Doss returned a Texans' punt 82 yards for a TD, making the score 17-6. Another Bullock FG (29 yards) produced a 17-9 halftime score. Baltimore increased its advantage on the opening drive of the third quarter, producing a 9-play, 80-yard drive that finished with RB Bernard Pierce's 1-yard TD dash. WR Torrey Smith produced 2 of the first downs on that series with catches of 48 and 24 yards. Tucker added 2 fourth-quarter FGs (45 and 43 yards) to make the final margin. This marked the second-consecutive game that the Ravens' defense did not allow a TD. Houston produced just 264 yards behind Schaub, who was sacked 3 times, completing 25 of 35 passes for 194 yards (72.8 rating). Rookie WR DeAndre Hopkins caught 6 of those for 60 yards. Meanwhile, QB Joe Flacco threw 24 times with 16 completions for 171 yards (87.3 rating), with Smith catching 5 for 92 yards. TE Dallas Clark added 4 receptions for 46 more, and Pierce rushed 24 times for 65 yards.

## HOUSTON TEXANS (Head Coach: Gary Kubiak)

OFFENSE		DEFENSE	
WR	80 A. Johnson	DE	99 J. Watt
LT	68 R. Harris	NT	92 E. Mitchell
LG	74 W. Smith	DE	94 A. Smith
C	55 C. Myers	SLB	58 B. Reed
RG	79 B. Brooks	MLB	56 B. Cushing
RT	75 D. Newton	MLB	53 J. Mays
TE	81 O. Daniels	WLB	59 W. Mercilus
WR	10 D. Hopkins	LCB	25 K. Jackson
QB	8 M. Schaub	RCB	24 J. Joseph
FB	33 G. Jones	SS	38 D. Manning
RB	23 A. Foster	FS	20 E. Reed

## BALTIMORE RAVENS (Head Coach: John Harbaugh)

OFFENSE		DEFENSE	
WR	82 T. Smith	NT	92 H. Ngata
WR	14 M. Brown	DE	96 M. Spears
LT	78 B. McKinnie	DT	97 A. Jones
LG	72 K. Osemele	RUSH	55 T. Suggs
C	66 G. Gradkowski	MIKE	51 D. Smith
RG	73 M. Yanda	SAM	91 C. Upshaw
RT	74 M. Oher	WILL	56 J. Bynes
TE	84 E. Dickson	LCB	21 L. Webb
QB	5 J. Flacco	FS	26 M. Elam
FB	44 V. Leach	SS	32 J. Ihedigbo
RB	30 B. Pierce	RCB	22 J. Smith

## GAME SUMMARY

	1	2	3	4	OT	TOTAL	FIELD GOALS (MADE) & MISSED
HOUSTON	3	6	0	0	-	9	R. Bullock (27, 29, 47)
BALTIMORE	0	17	7	6	-	30	J. Tucker (28, 45, 43)

TEAM	QTR	TIME	PLAY DESCRIPTION (extra point)	DRIVE	SCORE
Texans	1	7:06	R. Bullock 27 yd. Field Goal	16-69, 7:54	3-0
Texans	2	14:56	R. Bullock 29 yd. Field Goal	5-18, 2:35	6-0
Ravens	2	4:11	J. Tucker 28 yd. Field Goal	11-62, 4:52	6-3
Ravens	2	2:39	D. Smith 37 yd. interception return (J. Tucker kick)		6-10
Ravens	2	0:45	T. Doss 82 yd. punt return (J. Tucker kick)		6-17
Texans	2	0:00	R. Bullock 47 yd. Field Goal	5-51, 0:45	9-17
Ravens	3	11:05	B. Pierce 1 yd. Rush (J. Tucker kick)	9-80, 3:55	9-24
Ravens	4	9:09	J. Tucker 45 yd. Field Goal	13-69, 6:15	9-27
Ravens	4	1:08	J. Tucker 43 yd. Field Goal	9-26, 3:51	9-30

**OFFICIALS** – Referee: John Parry (132), Umpire: Dan Ferrell (64), Head Linesman: Derick Bowers (74), Line Judge: Adrian Hill (29), Side Judge: Joe Larrew (73), Field Judge: Scott Edwards (3), Back Judge: Perry Paganelli (46)

## TEAM STATISTICS

	TEXANS	RAVENS
First Downs	18 (5-11-2)	16 (5-7-4)
Third Downs	3-12 (25%)	8-16 (50%)
Fourth Downs	0-1 (0%)	0-0 (0%)
Total Net Yards	264	236
Plays – Average	61-4.3	57-4.1
Net Yds Rushing	94	75
Rushes – Average	23-4.1	31-2.4
Net Yards Passing	170	161
Att. – Yds Lost – Gross Pass.	3-24-194	2-10-171
Passes Att. – Comp. – INT	35-25-1	24-16-0
Red Zone	0-2 (0%)	1-2 (50%)
Goal-to-Go	0-1 (0%)	1-1 (100%)
Punts – Avg.	5-50.4	4-48.5
Penalties – Yards	14-113	10-87
Fumbles – Lost	0-0	1-0
Time of Possession	30:36	29:24

## INDIVIDUAL STATISTICS

TEXANS											RAVENS																						
<b>RUSHING</b>						ATT	YDS	AVG	LG	TD	<b>RUSHING</b>						ATT	YDS	AVG	LG	TD												
A. Foster						12	54	4.5	10	0	B. Pierce						24	65	2.7	25	1												
B. Tate						9	36	4.0	10	0	V. Leach						3	8	2.7	5	0												
C. Wood						2	4	2.0	3	0	S. Draughn						4	2	0.5	3	0												
<b>Total</b>						<b>23</b>	<b>94</b>	<b>4.1</b>	<b>10</b>	<b>0</b>	<b>Total</b>						<b>31</b>	<b>75</b>	<b>2.4</b>	<b>25</b>	<b>1</b>												
<b>PASSING</b>						ATT	CMP	YDS	SK/YD	TD	LG	IN	RT	<b>PASSING</b>						ATT	CMP	YDS	SK/YD	TD	LG	IN	RT						
M. Schaub						35	25	194	3/24	0	18	1	72.8	J. Flacco						24	16	171	2/10	0	48	0	87.3						
<b>Total</b>						<b>35</b>	<b>25</b>	<b>194</b>	<b>3/24</b>	<b>0</b>	<b>18</b>	<b>1</b>	<b>72.8</b>	<b>Total</b>						<b>24</b>	<b>16</b>	<b>171</b>	<b>2/10</b>	<b>0</b>	<b>48</b>	<b>0</b>	<b>87.3</b>						
<b>RECEIVING</b>						REC	YDS	AVG	LG	TD	<b>RECEIVING</b>						REC	YDS	AVG	LG	TD												
D. Hopkins						6	60	10.0	18	0	T. Smith						5	92	18.4	48	0												
A. Johnson						5	36	7.2	12	0	D. Clark						4	46	11.5	21	0												
O. Daniels						5	29	5.8	13	0	V. Leach						2	11	5.5	7	0												
D. Posey						3	29	9.7	14	0	B. Pierce						2	7	3.5	5	0												
B. Tate						3	7	2.3	6	0	M. Brown						2	6	3.0	4	0												
K. Martin						2	35	17.5	18	0	B. Stokley						1	9	9.0	9	0												
A. Foster						1	-2	-2.0	-2	0	<b>Total</b>						<b>16</b>	<b>171</b>	<b>10.7</b>	<b>48</b>	<b>0</b>												
<b>Total</b>						<b>25</b>	<b>194</b>	<b>7.8</b>	<b>18</b>	<b>0</b>	<b>Total</b>						<b>16</b>	<b>171</b>	<b>10.7</b>	<b>48</b>	<b>0</b>												
<b>INTERCEPTIONS</b>						NO	YDS	AVG	LG	TD	<b>INTERCEPTIONS</b>						NO	YDS	AVG	LG	TD												
<b>Total</b>						<b>0</b>	<b>0</b>	<b>0</b>	<b>0</b>	<b>0</b>	<b>Total</b>						<b>1</b>	<b>37</b>	<b>37.0</b>	<b>37</b>	<b>1</b>												
<b>SACKS</b>						J. Watt 1-8, A. Smith 1-2											<b>SACKS</b>						H. Ngata 1-9, T. Suggs 1-8, A. Jones 1-7										
<b>TACKLES (TOP 3)</b>						J. Watt 9 (6 solo), B. Cushing 8 (5 solo), B. Reed 7 (3 solo)											<b>TACKLES (TOP 3)</b>						D. Smith 10 (7 solo), J. Ihedigbo 9 (5 solo), L. Webb 7 (7 solo)										



# GAME 4: BILLS 23, RAVENS 20

Baltimore (2-2) • Buffalo (2-2)

Sunday, September 29, 2013 • 1:02 PM ET • Ralph Wilson Stadium • Orchard Park, NY  
Weather: 67°, Partly Cloudy, Wind SSW 15 mph • Attendance: 68,296 • Time: 3:34



QB Joe Flacco threw a career-high and Ravens-record 5 INTs, 2 off of Baltimore receivers' hands, when the Ravens lost to the Bills, 23-20. The Ravens' defense allowed 203 rushing yards, the most since giving up a franchise-high 227 against Dallas (10/14/12). Despite this, Baltimore had the ball at the 50-yard line on third-and-8 with 1:04 left in the game, trailing by 3 points. Flacco then threw his 5th pick of the day when the ball bounced off TE Dallas Clark's hands and was snagged by rookie ILB Kiko Alonso. It was Alonso's second of the day. CB Aaron Williams also had 2 INTs, both setting up Dan Carpenter field goals (27 and 22 yards) – one in the first quarter and the second in the third. Twice in the fourth quarter the Ravens penetrated Buffalo's 20, the first of these to the 17 and the second time to the 6-yard line. Both times Baltimore had to settle for Justin Tucker FGs (35 and 24 yards). The Bills led 6-0 after the first quarter on 2 Carpenter FGs. Baltimore then took a 7-6 advantage when Flacco hit rookie WR Marlon Brown with a 10-yard scoring strike. Buffalo quickly bounced back, scoring 2 TDs before halftime. Rookie QB EJ Manuel threw a 42-yard TD bullet to fellow first-year man WR Robert Woods for 1 tally. RB Fred Jackson then raced 16 yards for another TD after S Jim Leonhard stole a Flacco pass on the Ravens' 28-yard line. The Ravens closed the gap to 20-14 in the third quarter when Flacco hit WR Torrey Smith with a 26-yard TD toss. Smith finished with 5 catches for 166 yards. Flacco, who was sacked 4 times, was 25-of-50 for 347 yards. In the second half, the Ravens threw 28 passes and ran just twice. The Ravens were 3-of-16 on third-down conversions. LB Daryl Smith and CB Corey Graham each had INTs for Baltimore. Buffalo RBs Jackson and C.J. Spiller ran for 87 and 77 yards, respectively.

## BALTIMORE RAVENS (Head Coach: John Harbaugh)

### OFFENSE

WR	82	T. Smith
WR	14	M. Brown
LT	78	B. McKinnie
LG	72	K. Osemele
C	66	G. Gradkowski
RG	73	M. Yanda
RT	74	M. Oher
TE	84	E. Dickson
QB	5	J. Flacco
FB	44	V. Leach
RB	27	R. Rice

### DEFENSE

DT	97	A. Jones
NT	92	H. Ngata
DE	99	C. Canty
RUSH	55	T. Suggs
MIKE	51	D. Smith
SAM	91	C. Upshaw
WILL	56	J. Byner
LCB	21	L. Webb
FS	26	M. Elam
SS	32	J. Ihedigbo
RCB	22	J. Smith

## BUFFALO BILLS (Head Coach: Doug Marrone)

### OFFENSE

WR	13	S. Johnson
LT	77	C. Glenn
LG	74	Co. Brown
C	70	E. Wood
RG	60	K. Urbik
RT	79	E. Pears
TE	85	L. Smith
WR	10	R. Woods
QB	3	E. Manuel
FB	38	F. Summers
RB	28	C. Spiller

### DEFENSE

LDE	90	A. Branch
DT	95	K. Williams
DE	99	M. Dareus
RDE	94	M. Williams
SLB	91	M. Lawson
MLB	50	K. Alonso
WLB	52	A. Moats
LCB	23	A. Williams
RCB	26	J. Rogers
SS	35	J. Leonhard
FS	25	D. Searcy

## GAME SUMMARY

	1	2	3	4	OT	TOTAL	FIELD GOALS (MADE) & MISSED
BALTIMORE	0	7	7	6	-	20	J. Tucker (35, 24)
BUFFALO	6	14	3	0	-	23	D. Carpenter (27, 27, 22)

TEAM	QTR	TIME	PLAY DESCRIPTION (extra point)	DRIVE	SCORE
Bills	1	6:11	D. Carpenter 27 yd. Field Goal	11-64, 4:43	0-3
Bills	1	3:03	D. Carpenter 27 yd. Field Goal	5-16, 2:26	0-6
Ravens	2	13:55	M. Brown 10 yd. pass from J. Flacco (J. Tucker kick)	3-27, 0:54	7-6
Bills	2	8:40	R. Woods 42 yd. pass from E. Manuel (D. Carpenter kick)	5-70, 1:59	7-13
Bills	2	6:52	F. Jackson 16 yd. run (D. Carpenter kick)	4-28, 1:13	7-20
Ravens	3	7:17	T. Smith 26 yd. pass from J. Flacco (J. Tucker kick)	4-80, 1:31	14-20
Bills	3	1:56	D. Carpenter 22 yd. Field Goal	9-44, 2:57	14-23
Ravens	4	7:12	J. Tucker 35 yd. Field Goal	5-74, 1:21	17-23
Ravens	4	4:04	J. Tucker 24 yd. Field Goal	5-50, 1:39	20-23

**OFFICIALS** – Referee: Jerome Boger (23), Umpire: Tony Michalek (115), Head Linesman: Ed Camp (134), Line Judge: Tom Stephan (68), Side Judge: Allen Baynes (56), Field Judge: Dyrol Prioleau (109), Back Judge: Tony Steratore (112)

## TEAM STATISTICS

	RAVENS	BILLS
First Downs	15 (0-13-2)	19 (10-7-2)
Third Downs	3-16 (19%)	5-18 (28%)
Fourth Downs	1-1 (100%)	0-0 (0%)
Total Net Yards	345	350
Plays – Average	63-5.5	79-4.4
Net Yds Rushing	24	203
Rushes – Average	9-2.7	55-3.7
Net Yards Passing	321	147
Att. – Yds Lost – Gross Pass.	4-26-347	2-20-167
Passes Att. – Comp. – INT	50-25-5	22-10-2
Red Zone	1-4 (25%)	1-4 (25%)
Goal-to-Go	1-1 (100%)	0-1 (0%)
Punts – Avg.	7-47.3	8-43.3
Penalties – Yards	8-59	11-99
Fumbles – Lost	0-0	4-1
Time of Possession	23:34	36:26

## INDIVIDUAL STATISTICS

### RAVENS

RUSHING	ATT	YDS	AVG	LG	TD
R. Rice	5	17	3.4	7	0
B. Pierce	4	7	1.8	3	0
<b>Total</b>	<b>9</b>	<b>24</b>	<b>2.7</b>	<b>7</b>	<b>0</b>

PASSING	ATT	CMP	YDS	SK/YD	TD	LG	IN	RT
J. Flacco	50	25	347	4/26	2	74	5	46.4
<b>Total</b>	<b>50</b>	<b>25</b>	<b>347</b>	<b>4/26</b>	<b>2</b>	<b>74</b>	<b>5</b>	<b>46.4</b>

RECEIVING	REC	YDS	AVG	LG	TD
T. Smith	5	166	33.2	74	1
D. Thompson	4	50	12.5	33	0
T. Doss	4	47	11.8	24	0
D. Clark	4	34	8.5	17	0
M. Brown	4	34	8.5	14	1
E. Dickson	2	12	6.0	8	0
V. Leach	1	2	2.0	2	0
B. Pierce	1	2	2.0	2	0
<b>Total</b>	<b>25</b>	<b>347</b>	<b>13.9</b>	<b>74</b>	<b>2</b>

INTERCEPTIONS	NO	YDS	AVG	LG	TD
D. Smith	1	1	1.0	1	0
C. Graham	1	0	0.0	0	0
<b>Total</b>	<b>2</b>	<b>1</b>	<b>0.5</b>	<b>1</b>	<b>0</b>

SACKS	NO	YDS
C. Canty 1-18, T. Suggs 1-2		

TACKLES (TOP 3)	NO	YDS
T. Suggs 17 (9 solo), D. Smith 12 (4 solo), C. Graham 9 (7 solo)		

### BILLS

RUSHING	ATT	YDS	AVG	LG	TD
F. Jackson	16	87	5.4	16	1
C. Spiller	23	77	3.3	10	0
T. Graham	1	14	14.0	14	0
R. Woods	1	13	13.0	13	0
T. Choice	3	11	3.7	7	0
E. Manuel	11	1	0.1	5	0
<b>Total</b>	<b>55</b>	<b>203</b>	<b>3.7</b>	<b>16</b>	<b>1</b>

PASSING	ATT	CMP	YDS	SK/YD	TD	LG	IN	RT
E. Manuel	22	10	167	2/20	1	42	2	48.9
<b>Total</b>	<b>22</b>	<b>10</b>	<b>167</b>	<b>2/20</b>	<b>1</b>	<b>42</b>	<b>2</b>	<b>48.9</b>

RECEIVING	REC	YDS	AVG	LG	TD
R. Woods	4	80	20.0	42	1
T. Graham	2	32	16.0	26	0
S. Chandler	2	28	14.0	14	0
L. Smith	1	28	28.0	28	0
S. Johnson	1	-1	-1.0	-1	0
<b>Total</b>	<b>10</b>	<b>167</b>	<b>16.7</b>	<b>42</b>	<b>1</b>

INTERCEPTIONS	NO	YDS	AVG	LG	TD
A. Williams	2	6	3.0	6	0
K. Alonso	2	6	3.0	6	0
J. Leonhard	1	0	0.0	0	0
<b>Total</b>	<b>5</b>	<b>12</b>	<b>2.4</b>	<b>6</b>	<b>0</b>

SACKS	NO	YDS
M. Dareus 2-16, M. Lawson 1-8, M. Williams 1-2		

TACKLES (TOP 3)	NO	YDS
J. Rogers 8 (6 solo), M. Dareus 7 (5 solo), D. Searcy 6 (6 solo)		



# GAME 5: RAVENS 26, DOLPHINS 23

Baltimore (3-2) • Miami (3-2)

Sunday, October 6, 2013 • 1:02 PM ET • Sun Life Stadium • Miami Gardens, FL  
Weather: 87°, Sunny, Wind SE 5 mph • Attendance: 68,342 • Time: 3:16



K Justin Tucker kicked his game-winning fourth field goal (44 yards) of the day with 1:42 remaining in the fourth quarter to help the Ravens earn a hard-fought 26-23 victory at Miami. Trailing 13-6 at the half, the Ravens dominated the third quarter, holding the ball for over 11 minutes to take a 16-13 lead. The Ravens opened the second half with a 6-play, 80-yard drive that ended with a 2-yard RB Ray Rice TD run. After forcing a Dolphins' punt, Baltimore came back with an 11-play series that ended with a 25-yard Tucker field goal. After a Miami three-and-out, the Ravens produced an even better drive – 11 plays for 94 yards – that ended with a Rice 3-yard TD scamper to give Baltimore a 23-13 lead at the start of the final period. Miami, however, responded immediately with 10 points in 1 minute and 45 seconds to tie the game at 23. (The Dolphins scored when S Reshad Jones returned a QB Joe Flacco INT for a 25-yard TD, which followed a 48-yard K Caleb Sturgis FG.) Sturgis missed a 57-yard FG attempt at the end of the game that would have sent the contest into overtime. Tucker (42 and 50 yards) and Sturgis (37 and 25 yards) exchanged a pair of field goals in the first two quarters before Miami QB Ryan Tannehill hit TE Charles Clay with a 9-yard TD pass with 46 seconds left in the second quarter. Baltimore's defense limited the Dolphins to 22 rushing yards (fourth fewest in Ravens history) and sacked Tannehill 6 times, including 3 by OLB Terrell Suggs in the fourth quarter. OLBs Elvis Dumervil, Courtney Upshaw and Pernell McPhee also produced QB takedowns. Flacco was 19-of-32 for 269 yards, including 6 passes for 121 yards to WR Torrey Smith. Rice rushed 27 times for 74 yards and added 6 catches for 28 more.

## BALTIMORE RAVENS (Head Coach: John Harbaugh)

### OFFENSE

WR 82	T. Smith
WR 17	T. Doss
LT 78	B. McKinnie
LG 72	K. Osemele
C 66	G. Gradkowski
RG 73	M. Yanda
RT 74	M. Oher
TE 84	E. Dickson
QB 5	J. Flacco
FB 44	V. Leach
RB 27	R. Rice

### DEFENSE

DT 97	A. Jones
NT 92	H. Ngata
OLB 58	E. Dumervil
RUSH 55	T. Suggs
WILL 56	J. Bynes
MIKE 51	D. Smith
CB 24	C. Graham
LCB 21	L. Webb
FS 26	M. Elam
SS 32	J. Ihedigbo
RCB 22	J. Smith

## MIAMI DOLPHINS (Head Coach: Joe Philbin)

### OFFENSE

WR 82	B. Hartline
LT 71	J. Martin
LG 68	R. Incognito
C 51	M. Pouncey
RG 74	J. Jerry
RT 77	T. Clabo
TE 42	C. Clay
WR 11	M. Wallace
WR 10	B. Gibson
QB 17	R. Tannehill
RB 26	L. Miller

### DEFENSE

LE 91	C. Wake
DT 94	R. Starks
DT 96	P. Soliai
RE 50	O. Vernon
LB 52	P. Wheeler
LB 59	D. Ellerbe
LB 55	K. Misi
CB 21	B. Grimes
CB 28	N. Carroll
S 30	C. Clemons
S 20	R. Jones

## GAME SUMMARY

	1	2	3	4	OT	TOTAL	FIELD GOALS (MADE) & MISSED
BALTIMORE	3	3	10	10	-	26	J. Tucker (42, 50, 25, 44)
MIAMI	3	10	0	10	-	23	C. Sturgis (37, 25, 48) 57WL

TEAM	QTR	TIME	PLAY DESCRIPTION (extra point)	DRIVE	SCORE
Ravens	1	10:24	J. Tucker 42 yd. Field Goal	7-49, 2:29	3-0
Dolphins	1	2:16	C. Sturgis 37 yd. Field Goal	4-10, 1:29	3-3
Ravens	2	11:52	J. Tucker 50 yd. Field Goal	6-42, 2:23	6-3
Dolphins	2	8:07	C. Sturgis 25 yd. Field Goal	8-74, 3:45	6-6
Dolphins	2	0:46	C. Clay 9 yd. pass from R. Tannehill (C. Sturgis kick)	7-60, 1:09	6-13
Ravens	3	12:07	R. Rice 2 yd. run (J. Tucker kick)	6-80, 2:53	13-13
Ravens	3	4:18	J. Tucker 25 yd. Field Goal	11-73, 5:34	16-13
Ravens	4	12:06	R. Rice 3 yd. run (J. Tucker kick)	11-94, 5:30	23-13
Dolphins	4	9:38	C. Sturgis 48 yd. Field Goal	7-50, 2:28	23-16
Dolphins	4	8:03	R. Jones 25 yd. interception return (C. Sturgis kick)		23-23
Ravens	4	1:42	J. Tucker 44 yd. Field Goal	7-34, 2:25	26-23

**OFFICIALS** – Referee: Carl Cheffers (51), Umpire: Undrey Wash (96), Head Linesman: Kent Payne (79), Line Judge: Thomas Symonette (100), Side Judge: Laird Hayes (125), Field Judge: Jeff Lamberth (21), Back Judge: Todd Prukop (30)

## TEAM STATISTICS

	RAVENS	DOLPHINS
First Downs	20 (6-12-2)	10 (0-9-1)
Third Downs	6-16 (38%)	3-16 (19%)
Fourth Downs	0-0 (0%)	1-1 (100%)
Total Net Yards	384	294
Plays – Average	74-5.2	57-5.2
Net Yds Rushing	133	22
Rushes – Average	40-3.3	11-2.0
Net Yards Passing	251	272
Att. – Yds Lost – Gross Pass.	2-18-269	6-35-307
Passes Att. – Comp. – INT	32-19-1	40-21-0
Red Zone	2-3 (67%)	1-3 (33%)
Goal-to-Go	2-2 (100%)	1-1 (100%)
Punts – Avg.	5-34.2	8-52.5
Penalties – Yards	6-64	4-65
Fumbles – Lost	1-1	1-0
Time of Possession	36:16	23:44

## INDIVIDUAL STATISTICS

RAVENS							DOLPHINS										
<b>RUSHING</b>	ATT	YDS	AVG	LG	TD		<b>RUSHING</b>	ATT	YDS	AVG	LG	TD					
R. Rice	27	74	2.7	7	2		L. Miller	7	15	2.1	9	0					
B. Pierce	11	46	4.2	28	0		R. Tannehill	2	6	3.0	6	0					
J. Flacco	2	13	6.5	14	0		D. Thomas	2	1	0.5	1	0					
<b>Total</b>	<b>40</b>	<b>133</b>	<b>3.3</b>	<b>28</b>	<b>2</b>		<b>Total</b>	<b>11</b>	<b>22</b>	<b>2.0</b>	<b>9</b>	<b>0</b>					
<b>PASSING</b>	ATT	CMP	YDS	SK/YD	TD	LG	IN	RT	<b>PASSING</b>	ATT	CMP	YDS	SK/YD	TD	LG	IN	RT
J. Flacco	32	19	269	2/18	0	43	1	73.6	R. Tannehill	40	21	307	6/35	1	49	0	86.1
<b>Total</b>	<b>32</b>	<b>19</b>	<b>269</b>	<b>2/18</b>	<b>0</b>	<b>43</b>	<b>1</b>	<b>73.6</b>	<b>Total</b>	<b>40</b>	<b>21</b>	<b>307</b>	<b>6/35</b>	<b>1</b>	<b>49</b>	<b>0</b>	<b>86.1</b>
<b>RECEIVING</b>	REC	YDS	AVG	LG	TD		<b>RECEIVING</b>	REC	YDS	AVG	LG	TD					
T. Smith	6	121	20.2	41	0		M. Wallace	7	105	15.0	49	0					
R. Rice	6	28	4.7	9	0		B. Gibson	4	74	18.5	46	0					
T. Doss	3	58	19.3	40	0		B. Hartline	4	60	15.0	30	0					
E. Dickson	2	51	25.5	43	0		C. Clay	3	52	17.3	45	1					
D. Thompson	2	11	5.5	6	0		D. Thomas	2	11	5.5	8	0					
<b>Total</b>	<b>19</b>	<b>269</b>	<b>14.2</b>	<b>43</b>	<b>0</b>		M. Thigpen	1	5	5.0	5	0					
<b>INTERCEPTIONS</b>	NO	YDS	AVG	LG	TD		<b>Total</b>	<b>21</b>	<b>307</b>	<b>14.6</b>	<b>49</b>	<b>1</b>					
<b>Total</b>	<b>0</b>	<b>0</b>	<b>0</b>	<b>0</b>	<b>0</b>		<b>INTERCEPTIONS</b>	NO	YDS	AVG	LG	TD					
<b>SACKS</b>	T. Suggs 3-15, C. Upshaw 1-9, P. McPhee 1-6, E. Dumervil 1-5						<b>Total</b>	<b>1</b>	<b>25</b>	<b>25.0</b>	<b>25</b>	<b>1</b>					
<b>TACKLES (TOP 3)</b>	D. Smith 6 (6 solo), T. Suggs 5 (5 solo), L. Webb 4 (4 solo), C. Graham 4 (4 solo)						<b>SACKS</b>	K. Misi 1-11, O. Vernon 1-7									
<b>TACKLES (TOP 3)</b>	P. Wheeler 10 (10 solo), K. Misi 8 (7 solo), C. Clemons 6 (6 solo), J. Odrick 6 (5 solo)						<b>TACKLES (TOP 3)</b>	P. Wheeler 10 (10 solo), K. Misi 8 (7 solo), C. Clemons 6 (6 solo), J. Odrick 6 (5 solo)									





# GAME 6: PACKERS 19, RAVENS 17

Baltimore (3-3) - Green Bay (3-2)

Sunday, October 13, 2013 - 1:02 PM ET - M&T Bank Stadium - Baltimore  
Weather: 61°, Cloudy, Wind NE 10 mph - Attendance: 71,319 - Time: 3:07



A Ravens' comeback came up short when the Packers stopped Baltimore, 19-17. After Green Bay took a 6-0 halftime lead that was increased to 9-0 in the third quarter on 3 K Mason Crosby field goals (45, 31 and 50 yards), the Ravens finally got on the board with K Justin Tucker's 23-yard FG. QB Aaron Rodgers, who made key third-down completions several times, found WR Jordy Nelson with a 64-yard scoring strike to give the Packers a 16-3, third-quarter lead. Baltimore battled back when QB Joe Flacco found WR Jacoby Jones in the back of the end zone with an 11-yard TD throw that made it 16-10 early in the fourth quarter. Another Crosby FG (31 yards) gave the Packers a 19-10 advantage with just 4:17 left in the contest. On the Ravens' next possession, faced with a fourth-and-21 on their own 19, Flacco hit WR Tandon Doss for 63 yards and a first down. The Ravens' QB then found TE Dallas Clark, who made a spectacular one-handed catch, in the end zone on the following play to get Baltimore within 2 (19-17) with 2:04 remaining. On a third-and-3 on the Packers' next series, Rodgers hit TE Jermichael Finley with a 52-yard completion to keep the ball. The Packers' ability to sustain drives in the second half was a key to the Green Bay victory. The Ravens had a chance to take a 7-3 lead in the second quarter, but failed on a fourth-and-goal at the Packers' 1 when RB Bernard Pierce was stopped for no gain. With 12 seconds left in the first half, Flacco was stripped of the ball, and DE Datone Jones ran 20 yards to the Ravens' 13, where Crosby hit a 31-yard FG. While Green Bay's RB Eddie Lacy rushed 23 times for 120 yards, the Ravens managed just 47 yards on 22 carries. However, Flacco was impressive, completing 20 of 34 for 342 yards and 2 TD throws and 0 INTS (112.6 rating).

## GREEN BAY PACKERS (Head Coach: Mike McCarthy)

OFFENSE		DEFENSE	
WR 87	J. Nelson	LDE 90	B. Raji
LT 69	D. Bakhtiari	NT 79	R. Pickett
LG 71	J. Sitton	RDE 97	J. Jolly
C 62	E. Dietrich-Smith	LOLB 96	M. Neal
RG 70	T. Lang	BLB 50	A. Hawk
RT 67	D. Barclay	MLB 57	J. Lattimore
TE 88	J. Finley	ROLB 53	N. Perry
WR 18	R. Cobb	LCB 38	T. Williams
WR 89	J. Jones	SS 42	M. Burnett
QB 12	A. Rodgers	FS 43	M. Jennings
RB 27	E. Lacy	RCB 37	S. Shields

## BALTIMORE RAVENS (Head Coach: John Harbaugh)

OFFENSE		DEFENSE	
WR 82	T. Smith	DE 99	C. Canty
WR 14	M. Brown	NT 92	H. Ngata
LT 60	E. Monroe	SAM 58	E. Dumervil
LG 72	K. Osemele	RUSH 55	T. Suggs
C 66	G. Gradkowski	WILL 56	J. Bynes
RG 73	M. Yanda	MIKE 51	D. Smith
RT 74	M. Oher	CB 24	C. Graham
T 71	R. Wagner	LCB 21	L. Webb
TE 86	B. Bajema	FS 26	M. Elam
QB 5	J. Flacco	SS 32	J. Ihedigbo
RB 27	R. Rice	RCB 22	J. Smith

## GAME SUMMARY

	1	2	3	4	OT	TOTAL	FIELD GOALS (MADE) & MISSED
GREEN BAY	3	3	10	3	-	19	M. Crosby (45) 44 WR (31, 50, 31)
BALTIMORE	0	0	3	14	-	17	J. Tucker (23)

TEAM	QTR	TIME	PLAY DESCRIPTION (extra point)	DRIVE	SCORE
Packers	1	13:11	M. Crosby 45 yd. Field Goal	6-53, 1:49	3-0
Packers	2	0:00	M. Crosby 31 yd. Field Goal	1-0, 0:02	6-0
Packers	3	6:06	M. Crosby 50 yd. Field Goal	6-38, 3:04	9-0
Ravens	3	4:34	J. Tucker 23 yd. Field Goal	5-60, 1:32	9-3
Packers	3	2:12	J. Nelson 64 yd. pass from A. Rodgers (M. Crosby kick)	4-80, 2:22	16-3
Ravens	4	11:52	J. Jones 11 yd. pass from J. Flacco (J. Tucker kick)	10-80, 5:20	16-10
Packers	4	4:17	M. Crosby 31 yd. Field Goal	12-72, 7:35	19-10
Ravens	4	2:04	D. Clark 18 yd. pass from J. Flacco (J. Tucker kick)	6-90, 2:13	19-17

**OFFICIALS** - Referee: Gene Steratore (114), Umpire: Bill Schuster (129), Head Linesman: Wayne Mackie (106), Line Judge: Jeff Seeman (45), Side Judge: Mike Weatherford (116), Field Judge: Bob Waggoner (25), Back Judge: Carl Paganelli (124)

## TEAM STATISTICS

	PACKERS	RAVENS
First Downs	15 (6-9-0)	15 (2-11-2)
Third Downs	6-17 (35%)	2-14 (14%)
Fourth Downs	0-0 (0%)	1-2 (50%)
Total Net Yards	438	360
Plays - Average	65-6.7	61-5.9
Net Yds Rushing	140	47
Rushes - Average	30-4.7	22-2.1
Net Yards Passing	298	313
Att. - Yds Lost - Gross Pass.	3-17-315	5-29-342
Passes Att. - Comp. - INT	32-17-1	34-20-0
Red Zone	0-4 (0%)	2-4 (50%)
Goal-to-Go	0-1 (0%)	1-3 (33%)
Punts - Avg.	6-54.8	9-41.7
Penalties - Yards	8-55	6-40
Fumbles - Lost	3-1	2-1
Time of Possession	31:22	28:38

## INDIVIDUAL STATISTICS

PACKERS											RAVENS										
<b>RUSHING</b>											<b>RUSHING</b>										
	ATT	YDS	AVG	LG	TD							ATT	YDS	AVG	LG	TD					
E. Lacy	23	120	5.2	37	0	R. Rice	14	34	2.4	11	0										
A. Rodgers	5	21	4.2	12	0	B. Pierce	6	9	1.5	10	0										
J. Kuhn	1	2	2.0	2	0	J. Flacco	1	6	6.0	6	0										
J. Franklin	1	-3	-3.0	-3	0	M. Brown	1	-2	-2.0	-2	0										
<b>Total</b>	<b>30</b>	<b>140</b>	<b>4.7</b>	<b>37</b>	<b>0</b>	<b>Total</b>	<b>22</b>	<b>47</b>	<b>2.1</b>	<b>11</b>	<b>0</b>										
<b>PASSING</b>											<b>PASSING</b>										
	ATT	CMP	YDS	SK/YD	TD	LG	IN	RT				ATT	CMP	YDS	SK/YD	TD	LG	IN	RT		
A. Rodgers	32	17	315	3/17	1	64	1	84.8	J. Flacco	34	20	342	5/29	2	63	0	112.6				
<b>Total</b>	<b>32</b>	<b>17</b>	<b>315</b>	<b>3/17</b>	<b>1</b>	<b>64</b>	<b>1</b>	<b>84.8</b>	<b>Total</b>	<b>34</b>	<b>20</b>	<b>342</b>	<b>5/29</b>	<b>2</b>	<b>63</b>	<b>0</b>	<b>112.6</b>				
<b>RECEIVING</b>											<b>RECEIVING</b>										
	REC	YDS	AVG	LG	TD							REC	YDS	AVG	LG	TD					
J. Nelson	4	113	28.3	64	1	T. Doss	4	99	24.8	63	0										
R. Cobb	4	53	13.3	18	0	D. Clark	4	81	20.3	45	1										
J. Finley	3	75	25.0	52	0	M. Brown	3	71	23.7	59	0										
J. Kuhn	2	9	4.5	8	0	R. Rice	3	15	5.0	11	0										
J. Boykin	1	43	43.0	43	0	J. Jones	2	42	21.0	31	1										
J. Jones	1	10	10.0	10	0	B. Pierce	2	22	11.0	14	0										
J. Franklin	1	7	7.0	7	0	T. Smith	1	12	12.0	12	0										
E. Lacy	1	5	5.0	5	0	B. Bajema	1	0	0.0	0	0										
<b>Total</b>	<b>17</b>	<b>315</b>	<b>18.5</b>	<b>64</b>	<b>1</b>	<b>Total</b>	<b>20</b>	<b>342</b>	<b>17.1</b>	<b>63</b>	<b>2</b>										
<b>INTERCEPTIONS</b>											<b>INTERCEPTIONS</b>										
	NO	YDS	AVG	LG	TD							NO	YDS	AVG	LG	TD					
<b>Total</b>	<b>0</b>	<b>0</b>	<b>0</b>	<b>0</b>	<b>0</b>	<b>Total</b>	<b>1</b>	<b>0</b>	<b>0.0</b>	<b>0</b>	<b>0</b>										
<b>SACKS</b>											<b>SACKS</b>										
A. Hawk 3-18, M. Hyde 1-10, N. Perry 1-1											E. Dumervil 2-11, A. Jones 1-6										
<b>TACKLES (TOP 3)</b>											<b>TACKLES (TOP 3)</b>										
A. Hawk 10 (8 solo), M. Burnett 9 (3 solo), M. Hyde 6 (5 solo)											J. Ihedigbo 10 (5 solo), T. Suggs 10 (4 solo), D. Smith 10 (1 solo)										



# GAME 7: STEELERS 19, RAVENS 16

Baltimore (3-4) · Pittsburgh (2-4)

Sunday, October 20, 2013 · 4:25 PM ET · Heinz Field · Pittsburgh

Weather: 57°, Partly Cloudy, Wind SW 14 mph · Attendance: 62,295 · Time: 2:48



For the ninth time in the last 11 games – and for the sixth-consecutive time at Heinz Field – the Ravens and Steelers played a game decided by 3 points, with host Pittsburgh winning, 19-16. K Shaun Suisham drilled the 42-yard difference-maker as time expired in the fourth quarter. The Ravens trailed throughout the game until QB Joe Flacco directed a 16-play, 73-yard touchdown drive that tied the contest at 16-16 with 1:58 left in the heated battle. The tying score came on a 1-yard Flacco-to-TE Dallas Clark dart. Steelers WR/RS Emmanuel Sanders returned the ensuing kickoff to the Pittsburgh 37 to start the winning drive. Seven plays later, Suisham kicked his fourth field goal of the game. The Steelers took a 7-0 early lead when QB Ben Roethlisberger threw a shovel pass to TE Heath Miller for a 3-yard TD. Baltimore K Justin Tucker made it 7-3 after one quarter with a 46-yard FG. Suisham and Tucker traded FGs in the second quarter, giving the Steelers a 10-6 advantage at the half. The two kickers exchanged FGs another time in the second half to make the score 16-9 before the Ravens' lone TD was scored late in the final stanza. The loss was Baltimore's third in the last four games and gave the Ravens a 3-4 mark heading into their bye. (These losses were by 3, 2 and 3 points.) While the Ravens out-gained the Steelers by 1 yard (287-286), Pittsburgh was able to rush for 141 yards with rookie RB Le'Veon Bell gaining 93 of those on 19 carries. Flacco finished the game with 24 completions in 34 attempts for 215 yards, while Roethlisberger was 17-of-23 for 160. RB Ray Rice led the Ravens with 45 rushing yards and 4 catches for 27 more. It was the fifth game this season when the Ravens' defense allowed just one TD or none.

## BALTIMORE RAVENS (Head Coach: John Harbaugh)

OFFENSE		DEFENSE	
WR 82	T. Smith	DT 97	A. Jones
WR 12	J. Jones	NT 92	H. Ngata
LT 60	E. Monroe	DE 99	C. Canty
LG 72	K. Osemele	RUSH 55	T. Suggs
C 66	G. Gradkowski	WILL 53	J. McClain
RG 73	M. Yanda	MIKE 51	D. Smith
RT 74	M. Oher	SAM 91	C. Upshaw
TE 84	E. Dickson	LCB 21	L. Webb
WR 14	M. Brown	FS 26	M. Elam
QB 5	J. Flacco	SS 32	J. Ihedigbo
RB 27	R. Rice	RCB 22	J. Smith

## PITTSBURGH STEELERS (Head Coach: Mike Tomlin)

OFFENSE		DEFENSE	
WR 88	E. Sanders	DE 97	C. Heyward
LT 68	K. Beachum	NT 90	S. McLendon
LG 73	R. Foster	DE 99	B. Keisel
C 61	F. Velasco	LOLB 56	L. Woodley
RG 66	D. DeCastro	LILB 98	V. Williams
RT 77	M. Gilbert	RILB 94	L. Timmons
TE 83	H. Miller	ROLB 93	J. Worlds
TE 76	M. Adams	LCB 22	W. Gay
QB 7	B. Roethlisberger	FS 25	R. Clark
FB 46	W. Johnson	SS 43	T. Polamalu
RB 26	L. Bell	RCB 24	I. Taylor

## GAME SUMMARY

	1	2	3	4	OT	TOTAL	FIELD GOALS (MADE) & MISSED
BALTIMORE	3	3	0	10	-	16	J. Tucker (46, 38, 32)
PITTSBURGH	7	3	3	6	-	19	S. Suisham (34, 28, 38, 42)

TEAM	QTR	TIME	PLAY DESCRIPTION (extra point)	DRIVE	SCORE
Steelers	1	5:24	H. Miller 3 yd. pass from B.Roethlisberger (S. Suisham kick)	10-60, 6:05	0-7
Ravens	1	0:05	J. Tucker 46 yd. Field Goal	10-49, 5:19	3-7
Steelers	2	9:59	S. Suisham 34 yd. Field Goal	9-44, 5:06	3-10
Ravens	2	0:08	J. Tucker 38 yd. Field Goal	5-18, 0:31	6-10
Steelers	3	2:56	S. Suisham 28 yd. Field Goal	13-70, 8:03	6-13
Ravens	4	13:04	J. Tucker 32 yd. Field Goal	12-66, 4:52	9-13
Steelers	4	9:59	S. Suisham 38 yd. Field Goal	6-18, 3:05	9-16
Ravens	4	1:58	D. Clark 1 yd. pass from J. Flacco (J. Tucker kick)	16-73, 8:01	16-16
Steelers	4	0:00	S. Suisham 42 yd. Field Goal	7-39, 1:58	16-19

**OFFICIALS** – Referee: Bill Leavy (127), Umpire: Ruben Fowler (71), Head Linesman: John McGrath (5), Line Judge: Mark Perlman (9), Side Judge: Keith Parham (87), Field Judge: Jimmy Buchanan (86), Back Judge: Keith Ferguson (61)

## TEAM STATISTICS

	RAVENS	STEELERS
First Downs	19 (7-10-2)	17 (7-7-3)
Third Downs	7-14 (50%)	7-12 (58%)
Fourth Downs	1-1 (100%)	0-0 (0%)
Total Net Yards	287	286
Plays – Average	61-4.7	55-5.2
Net Yds Rushing	82	141
Rushes – Average	26-3.2	29-4.9
Net Yards Passing	205	145
Att. – Yds Lost – Gross Pass.	1-10-215	3-15-160
Passes Att. – Comp. – INT	34-24-0	23-17-0
Red Zone	1-2 (50%)	1-3 (33%)
Goal-to-Go	1-1 (100%)	0-0 (0%)
Punts – Avg.	3-42.0	1-36.0
Penalties – Yards	9-67	7-50
Fumbles – Lost	1-0	1-1
Time of Possession	28:59	31:01

## INDIVIDUAL STATISTICS

RAVENS						STEELERS											
<b>RUSHING</b>	ATT	YDS	AVG	LG	TD	<b>RUSHING</b>	ATT	YDS	AVG	LG	TD						
R. Rice	15	45	3.0	13	0	L. Bell	19	93	4.9	11	0						
J. Flacco	2	14	7.0	12	0	B. Roethlisberger	3	25	8.3	19	0						
B. Pierce	6	13	2.2	6	0	F. Jones	5	16	3.2	6	0						
V. Leach	3	10	3.3	6	0	J. Dwyer	1	4	4.0	4	0						
<b>Total</b>	<b>26</b>	<b>82</b>	<b>3.2</b>	<b>13</b>	<b>0</b>	A. Brown	1	3	3.0	3	0						
<b>PASSING</b>	ATT	CMP	YDS	SK/YD	TD	LG	IN	RT	<b>PASSING</b>	ATT	CMP	YDS	SK/YD	TD	LG	IN	RT
J. Flacco	34	24	215	1/10	1	41	0	97.1	B. Roethlisberger	23	17	160	3/15	1	19	0	107.2
<b>Total</b>	<b>34</b>	<b>24</b>	<b>215</b>	<b>1/10</b>	<b>1</b>	<b>41</b>	<b>0</b>	<b>97.1</b>	<b>Total</b>	<b>23</b>	<b>17</b>	<b>160</b>	<b>3/15</b>	<b>1</b>	<b>19</b>	<b>0</b>	<b>107.2</b>
<b>RECEIVING</b>	REC	YDS	AVG	LG	TD	<b>RECEIVING</b>	REC	YDS	AVG	LG	TD						
J. Jones	4	32	8.0	12	0	A. Brown	6	50	8.3	13	0						
R. Rice	4	27	6.8	14	0	J. Cotchery	4	41	10.3	19	0						
M. Brown	4	22	5.5	9	0	H. Miller	2	17	8.5	14	1						
T. Smith	3	61	20.3	41	0	D. Moyer	1	19	19.0	19	0						
D. Clark	3	9	3.0	6	1	D. Paulson	1	17	17.0	17	0						
T. Doss	2	35	17.5	22	0	E. Sanders	1	7	7.0	7	0						
E. Dickson	2	17	8.5	11	0	L. Bell	1	6	6.0	6	0						
B. Pierce	1	9	9.0	9	0	F. Jones	1	3	3.0	3	0						
V. Leach	1	3	3.0	3	0	<b>Total</b>	<b>17</b>	<b>160</b>	<b>9.4</b>	<b>19</b>	<b>1</b>						
<b>Total</b>	<b>24</b>	<b>215</b>	<b>9.0</b>	<b>41</b>	<b>1</b>	<b>INTERCEPTIONS</b>	<b>NO</b>	<b>YDS</b>	<b>AVG</b>	<b>LG</b>	<b>TD</b>						
<b>INTERCEPTIONS</b>	<b>NO</b>	<b>YDS</b>	<b>AVG</b>	<b>LG</b>	<b>TD</b>	<b>INTERCEPTIONS</b>	<b>NO</b>	<b>YDS</b>	<b>AVG</b>	<b>LG</b>	<b>TD</b>						
<b>Total</b>	<b>0</b>	<b>0</b>	<b>0</b>	<b>0</b>	<b>0</b>	<b>Total</b>	<b>0</b>	<b>0</b>	<b>0.0</b>	<b>0</b>	<b>0</b>						
<b>SACKS</b>	B. Williams 1-5, T. Suggs 1-4, E. Dumervil .5-3, H. Ngata .5-3					<b>SACKS</b>	L. Woodley 1-10										
<b>TACKLES (TOP 3)</b>	D. Smith 9 (4 solo), T. Suggs 7 (6 solo), J. McClain 5 (3 solo)					<b>TACKLES (TOP 3)</b>	L. Timmons 17 (12 solo), T. Polamalu 8 (5 solo), C. Allen 6 (6 solo), S. Thomas 6 (3 solo), R. Clark 6 (1 solo)										



# GAME 8: BROWNS 24, RAVENS 18

Baltimore (3-5) • Cleveland (4-5)

Sunday, November 3, 2013 • 4:25 PM ET • FirstEnergy Stadium • Cleveland  
Weather: 46°, Sunny, Wind NNE 9 mph • Attendance: 71,513 • Time: 3:16



After beating the Browns 11 consecutive times, Baltimore dropped a 24-18 decision in Cleveland last Sunday. (The Ravens had not lost to the Browns since the trio of John Harbaugh, QB Joe Flacco and RB Ray Rice joined the team in 2008.) A bold pair of fourth-down conversions were key to the Browns' victory. The first came in the first quarter when Cleveland faced a fourth-and-1 at the Baltimore 1-yard line. Instead of attempting a short field goal, Browns' QB Jason Campbell threw a TD bullet to WR Davone Bess for a 7-0 lead. With the game on the line and nursing a 21-18 advantage at the Ravens' 43 with 3:12 left in the contest, Cleveland faced another fourth-and-1. Campbell once again found a diving Bess for 3 yards to keep the drive alive. That first down was part of a game-clinching, 67-yard, 15-play series that ended with a K Billy Cundiff 22-yard field goal. This marked the third-consecutive game (GB and at Pit.) that the Ravens' defense was unable to give the ball back to the offense with the game hanging in the balance. Campbell, the Browns' third starting QB of the season, was solid, throwing 3 TDs while completing 23 of 35 passes for 262 yards. Flacco was harassed throughout the contest – he was sacked 5 times – but he completed 24 of 41 for 250 yards with 2 TDs and 1 INT. Both of Flacco's TD tosses went to rookie WR Marlon Brown, who also added a 2-point conversion. After Bess' first TD of the game, Justin Tucker nailed a 51-yard FG to make the score 7-3 after one. Bess then caught a 20-yard TD throw to give Cleveland a 14-3, second-quarter lead. The Ravens rallied with nine seconds left in the period when Flacco threw a 19-yard scoring strike to Brown to make the score 14-10 at the half. Campbell's 4-yard TD throw to TE Gary Barnidge increased the Browns' advantage to 21-10 after three quarters. That score was set up when WR/RS Tandon Doss muffed a punt at the Ravens' 11-yard line that was recovered by Browns LB Eric Martin. A 7-yard TD pass from Flacco to Brown, plus a 2-point conversion by the same pair, brought Baltimore to within three at 21-18 with 12 minutes left in the game.

## BALTIMORE RAVENS (Head Coach: John Harbaugh)

OFFENSE		DEFENSE	
WR 82	T. Smith	DT 97	A. Jones
WR 12	J. Jones	NT 92	H. Ngata
LT 60	E. Monroe	DE 99	C. Canty
LG 68	A. Shipley	RUSH 55	T. Suggs
C 66	G. Gradkowski	WILL 53	J. McClain
RG 73	M. Yanda	MIKE 51	D. Smith
RT 74	M. Oher	SAM 91	C. Upshaw
TE 84	E. Dickson	LCB 21	L. Webb
WR 14	M. Brown	FS 26	M. Elam
QB 5	J. Flacco	SS 32	J. Ihedigbo
RB 27	R. Rice	RCB 22	J. Smith

## CLEVELAND BROWNS (Head Coach: Rob Chudzinski)

OFFENSE		DEFENSE	
WR 18	G. Little	LE 71	A. Rubin
LT 73	J. Thomas	DT 98	P. Taylor
LG 77	J. Greco	RE 92	D. Bryant
C 55	A. Mack	OLB 99	P. Kruger
RG 66	S. Lauvao	ILB 53	C. Robertson
RT 72	M. Schwartz	ILB 52	D. Jackson
TE 84	J. Cameron	OLB 97	J. Sheard
WR 35	F. Whittaker	LCB 23	J. Haden
WR 12	J. Gordon	RCB 21	C. Owens
QB 17	J. Campbell	FS 22	B. Skrine
RB 25	C. Ogbonnaya	SS 43	T. Ward

## GAME SUMMARY

	1	2	3	4	OT	TOTAL	FIELD GOALS (MADE) & MISSED
BALTIMORE	3	7	0	8	-	18	J. Tucker (51)
CLEVELAND	7	7	7	3	-	24	B. Cundiff (22)

TEAM	QTR	TIME	PLAY DESCRIPTION (extra point)	DRIVE	SCORE
Browns	1	8:24	D. Bess 1 yd. pass from J. Campbell (B. Cundiff kick)	8-80, 3:41	0-7
Ravens	1	3:38	J. Tucker 51 yd. Field Goal	11-47, 4:46	3-7
Browns	2	10:08	D. Bess 20 yd. pass from J. Campbell (B. Cundiff kick)	9-53, 3:55	3-14
Ravens	2	0:09	M. Brown 19 yd. pass from J. Flacco (J. Tucker kick)	5-67, 0:52	10-14
Browns	3	5:11	G. Barnidge 4 yd. pass from J. Campbell (B. Cundiff kick)	2-11, 0:39	10-21
Ravens	4	12:09	M. Brown 7 yd. pass from J. Flacco (J. Flacco-M. Brown pass)	5-32, 2:38	18-21
Browns	4	0:14	B. Cundiff 22 yd. Field Goal	15-67, 6:30	18-24

**OFFICIALS** – Referee: Scott Green (19), Umpire: Bruce Stritesky (102), Head Linesman: Tom Stabile (24), Line Judge: Michael Spanier (90), Side Judge: Larry Rose (128), Field Judge: Boris Cheek (41), Back Judge: Scott Helverson (93)

## TEAM STATISTICS

	RAVENS	BROWNS
First Downs	18 (6-11-1)	19 (4-11-4)
Third Downs	7-16 (44%)	4-15 (27%)
Fourth Downs	1-1 (100%)	2-2 (100%)
Total Net Yards	278	315
Plays – Average	67-4.1	68-4.6
Net Yds Rushing	55	73
Rushes – Average	21-2.6	29-2.5
Net Yards Passing	223	242
Att. – Yds Lost – Gross Pass.	5-27-250	2-18-260
Passes Att. – Comp. – INT	41-24-1	37-24-0
Red Zone	2-2 (100%)	2-3 (67%)
Goal-to-Go	1-1 (100%)	1-2 (50%)
Punts – Avg.	7-42.6	7-48.1
Penalties – Yards	9-80	6-55
Fumbles – Lost	1-1	1-1
Time of Possession	29:10	30:50

## INDIVIDUAL STATISTICS

RAVENS						BROWNS											
<b>RUSHING</b>	ATT	YDS	AVG	LG	TD	<b>RUSHING</b>	ATT	YDS	AVG	LG	TD						
J. Flacco	3	25	8.3	15	0	W. McGahee	21	31	1.5	7	0						
R. Rice	11	17	1.5	5	0	J. Campbell	4	20	5.0	12	0						
B. Pierce	6	11	1.8	7	0	F. Whittaker	2	11	5.5	11	0						
V. Leach	1	2	2.0	2	0	J. Gordon	1	10	10.0	10	0						
<b>Total</b>	<b>21</b>	<b>55</b>	<b>2.6</b>	<b>15</b>	<b>0</b>	M. Gray	1	1	1.0	1	0						
<b>PASSING</b>	ATT	CMP	YDS	SK/YD	TD	LG	IN	RT	<b>PASSING</b>	ATT	CMP	YDS	SK/YD	TD	LG	IN	RT
J. Flacco	41	24	250	5/27	2	46	1	82.4	J. Campbell	35	23	262	2/18	3	46	0	116.6
<b>Total</b>	<b>41</b>	<b>24</b>	<b>250</b>	<b>5/27</b>	<b>2</b>	<b>46</b>	<b>1</b>	<b>82.4</b>	B. Weeden	2	1	-2	0/0	0	-2	0	56.2
<b>RECEIVING</b>	REC	YDS	AVG	LG	TD	<b>RECEIVING</b>	REC	YDS	AVG	LG	TD						
T. Smith	5	78	15.6	46	0	G. Little	7	122	17.4	46	0						
M. Brown	5	54	10.8	19	2	C. Ogbonnaya	5	39	7.8	17	0						
J. Jones	4	27	6.8	9	0	J. Gordon	3	44	14.7	27	0						
D. Thompson	3	24	8.0	10	0	D. Bess	3	24	8.0	20	2						
R. Rice	3	21	7.0	18	0	F. Whittaker	3	13	4.3	8	0						
T. Doss	2	29	14.5	23	0	A. Edwards	1	10	10.0	10	0						
D. Clark	1	14	14.0	14	0	J. Cameron	1	4	4.0	4	0						
E. Dickson	1	3	3.0	3	0	G. Barnidge	1	4	4.0	4	1						
<b>Total</b>	<b>24</b>	<b>250</b>	<b>10.4</b>	<b>46</b>	<b>2</b>	<b>Total</b>	<b>24</b>	<b>260</b>	<b>10.8</b>	<b>46</b>	<b>3</b>						
<b>INTERCEPTIONS</b>	NO	YDS	AVG	LG	TD	<b>INTERCEPTIONS</b>	NO	YDS	AVG	LG	TD						
<b>Total</b>	<b>0</b>	<b>0</b>	<b>0</b>	<b>0</b>	<b>0</b>	J. Haden	1	0	0.0	0	0						
<b>SACKS</b>	<b>SACKS</b>																
D. Smith 1-13, T. Suggs 1-5	Q. Groves 1-9, C. Owens 1-8, T. Ward 1-8, A. Bryant 1-1, J. Sheard 1-1																
<b>TACKLES (TOP 3)</b>	<b>TACKLES (TOP 3)</b>																
D. Smith 9 (7 solo), T. Suggs 7 (4 solo), L. Webb 6 (5 solo), J. Ihedigbo 6 (3 solo)	D. Jackson 9 (4 solo), C. Owens 8 (5 solo), T. Ward 7 (4 solo)																





# GAME 9: RAVENS 20, BENGALS 17 (OT)

Baltimore (4-5) - Cincinnati (6-4)

Sunday, November 10, 2013 - 1:02 PM ET - M&T Bank Stadium - Baltimore  
Weather: 60°, Sunny, Wind W 17 mph - Attendance: 70,992 - Time: 3:41



In a thrilling overtime game at gusty M&T Bank Stadium, the Ravens beat the first-place Bengals, 20-17, on a 46-yard Justin Tucker field goal. Cincinnati tied the game at 17 on the final play of the fourth quarter when QB Andy Dalton's "Hail Mary" was tipped and caught by A.J. Green for a 51-yard touchdown. The ball bumped off the hand of S James Ihedigbo, who had 2 INTs (the first steals of his career). One of the main stories in this wild game were a pair of fourth-down stops by the Ravens' defense. On the Bengals' first possession of the game, they were stopped on a fourth-and-1 at the Ravens' 47. On the next play, QB Joe Flacco attempted a long pass to WR Jacoby Jones, who collided with S Reggie Nelson. Nelson was called for interference on the Cincinnati 5-yard line. Three plays later, Flacco found TE Dallas Clark at the back of the end zone for a 1-yard TD and a 7-0 Ravens' lead. Baltimore extended the advantage to 10-0 in the first quarter with a 36-yard Tucker FG. Flacco's 7-yard TD dart to WR Torrey Smith gave the Ravens a 17-0 halftime lead. Cincy produced more penalty yards (114) than total offense (102 yards) in the first half. Dalton, who finished the game with 24 completions on 51 attempts for 274 yards and 3 INTs, was just 8-of-21 for 47 yards (1 INT) in the first two quarters. Bengals K Mike Nugent provided the only points in the third quarter when he hit a 32-yard FG to make the score 17-3 entering the fourth period. RB Giovani Bernard's 18-yard catch and run got the Bengals to within 7 at 17-10 with 8:22 left in regulation. Baltimore's second fourth-down stop came on the first series of OT. The Bengals drove to the Ravens' 33-yard line and faced a fourth-and-2. Rather than attempt a 51-yard-FG against the wind, Dalton threw a short pass to Bernard, who was tackled for an 11-yard loss. Baltimore then produced 2 first downs to set up Tucker's game-winner. The Ravens sacked Dalton 5 times, 3 by OLB Elvis Dumervil. Bengals LB Vincent Rey produced 3 sacks and had an INT. Green caught 8 passes for 151 yards, including 4 for 98 in the fourth quarter and OT.

## CINCINNATI BENGALS (Head Coach: Marvin Lewis)

OFFENSE		DEFENSE	
WR 12	M. Sanu	LDE 96	C. Dunlap
LT 77	A. Whitworth	NT 94	D. Peko
LG 65	C. Boling	DT 98	B. Thompson
C 64	K. Cook	RDE 93	M. Johnson
RG 68	K. Zeitler	LB 57	V. Rey
RT 71	An. Smith	LB 55	V. Burfict
TE 81	Al. Smith	DB 32	C. Crocker
TE 85	T. Eifert	LCB 23	T. Newman
WR 18	A. Green	RCB 24	A. Jones
QB 14	A. Dalton	SS 43	G. Iloka
HB 42	B. Green-Ellis	FS 20	R. Nelson

## BALTIMORE RAVENS (Head Coach: John Harbaugh)

OFFENSE		DEFENSE	
WR 82	T. Smith	DT 97	A. Jones
WR 12	J. Jones	NT 92	H. Ngata
LT 60	E. Monroe	DE 99	C. Canty
LG 68	A. Shipley	RUSH 55	T. Suggs
C 66	G. Gradkowski	WILL 53	J. McClain
RG 73	M. Yanda	MIKE 51	D. Smith
RT 74	M. Oher	SAM 91	C. Upshaw
WR 14	M. Brown	LCB 21	L. Webb
TE 84	E. Dickson	FS 26	M. Elam
QB 5	J. Flacco	SS 32	J. Ihedigbo
RB 27	R. Rice	RCB 22	J. Smith

## GAME SUMMARY

	1	2	3	4	OT	TOTAL	FIELD GOALS (MADE) & MISSED
CINCINNATI	0	0	3	14	0	17	M. Nugent 42 WL (32)
BALTIMORE	10	7	0	0	3	20	J. Tucker (36, 46)

TEAM	QTR	TIME	PLAY DESCRIPTION (extra point)	DRIVE	SCORE
Ravens	1	9:42	D. Clark 1 yd. pass from J. Flacco (J. Tucker kick)	3-53, 1:26	0-7
Ravens	1	4:39	J. Tucker 36 yd. Field Goal	7-58, 1:55	0-10
Ravens	2	6:30	T. Smith 7 yd. pass from J. Flacco (J. Tucker kick)	2-11, 0:49	0-17
Bengals	3	10:37	M. Nugent 32 yd. Field Goal	11-61, 4:23	3-17
Bengals	4	8:22	G. Bernard 18 yd. pass from A. Dalton (M. Nugent kick)	8-71 4:08	10-17
Bengals	4	0:00	A. Green 51 yd. pass from A. Dalton (M. Nugent kick)	7-60, 1:28	17-17
Ravens	5	5:27	J. Tucker 46 yd. Field Goal	8-28, 4:34	17-20

**OFFICIALS** - Referee: Walt Coleman (65), Umpire: Roy Ellison (81), Head Linesman: Jerry Bergman (32), Line Judge: Rusty Baynes (59), Side Judge: Tom Hill (97), Field Judge: Greg Gautreaux (80), Back Judge: Greg Yette (38)

## TEAM STATISTICS

	BENGALS	RAVENS
First Downs	21 (7-13-1)	18 (1-11-6)
Third Downs	5-19 (26%)	3-16 (19%)
Fourth Downs	3-5 (60%)	0-0 (0%)
Total Net Yards	364	189
Plays - Average	87-4.2	71-2.7
Net Yds Rushing	120	85
Rushes - Average	31-3.9	30-2.8
Net Yards Passing	244	104
Att. - Yds Lost - Gross Pass.	5-30-274	5-36-140
Passes Att. - Comp. - INT	51-24-3	36-20-2
Red Zone	1-2 (50%)	2-3 (67%)
Goal-to-Go	0-0 (0%)	1-1 (100%)
Punts - Avg.	6-37.2	8-44.4
Penalties - Yards	9-134	8-65
Fumbles - Lost	1-0	1-1
Time of Possession	37:58	31:35

## INDIVIDUAL STATISTICS

BENGALS											RAVENS										
<b>RUSHING</b>											<b>RUSHING</b>										
	ATT	YDS	AVG	LG	TD																
G. Bernard	14	58	4.1	18	0	B. Pierce	8	31	3.9	9	0										
B. Green-Ellis	9	36	4.0	7	0	R. Rice	18	30	1.7	5	0										
A. Dalton	6	22	3.7	12	0	T. Taylor	1	18	18.0	18	0										
A. Dalton	1	7	7.0	7	0	J. Flacco	1	4	4.0	4	0										
M. Jones	1	-3	-3.0	-3	0	V. Leach	2	2	1.0	1	0										
A. Hawkins	1	-3	-3.0	-3	0	Total	30	85	2.8	18	0										
Total	31	120	3.9	18	0	Total	30	85	2.8	18	0										
<b>PASSING</b>											<b>PASSING</b>										
	ATT	CMP	YDS	SK/YD	TD	LG	IN	RT													
A. Dalton	51	24	274	5/30	2	51	3	52.2	J. Flacco	36	20	140	5/36	2	18	2	60.0				
Total	51	24	274	5/30	2	51	3	52.2	Total	36	20	140	5/36	2	18	2	60.0				
<b>RECEIVING</b>											<b>RECEIVING</b>										
	REC	YDS	AVG	LG	TD																
A. Green	8	151	18.9	51	1	R. Rice	6	26	4.3	13	0										
G. Bernard	8	37	4.6	18	1	T. Smith	5	46	9.2	18	1										
T. Eifert	3	55	18.3	40	0	E. Dickson	3	28	9.3	14	0										
M. Sanu	3	26	8.7	14	0	J. Jones	2	17	8.5	9	0										
Al. Smith	1	3	3.0	3	0	B. Pierce	2	12	6.0	12	0										
M. Jones	1	2	2.0	2	0	M. Brown	1	10	10.0	10	0										
Total	274	11.4	51	2		D. Clark	1	1	1.0	1	1										
Total	274	11.4	51	2		Total	20	140	7.0	18	2										
<b>INTERCEPTIONS</b>											<b>INTERCEPTIONS</b>										
	NO	YDS	AVG	LG	TD																
V. Rey	1	4	4.0	4	0	J. Ihedigbo	2	46	23.0	37	0										
T. Newman	1	-1	-1.0	-1	0	L. Webb	1	0	0.0	0	0										
Total	2	3	1.5	4	0	Total	3	46	15.3	37	0										
<b>SACKS</b>											<b>SACKS</b>										
V. Rey 3-19, C. Dunlap 2-17											E. Dumervil 3-21, D. Tyson 1-4, A. Jones 1-5,										
<b>TACKLES (TOP 3)</b>											<b>TACKLES (TOP 3)</b>										
V. Rey 13 (8 solo), V. Burfict 12 (5 solo), M. Johnson 7 (2 solo)											J. Ihedigbo 9 (6 solo), D. Smith 9 (3 solo), J. Smith 5 (4 solo), L. Webb 5 (2 solo), C. Graham 5 (2 solo), H. Ngata 5 (1 solo)										



# GAME 10: BEARS 23, RAVENS 20 (OT)

Baltimore (4-6) • Chicago (6-4)

Sunday, November 17, 2013 • 12:02 PM CT • Soldier Field • Chicago

Weather: 68°, Cloudy, Wind S 17 mph • Attendance: 62,367 • Time: 5:16



For the fourth time in six losses this season, the Ravens dropped a contest that was decided on the final series of the game. This time it was in Chicago, where the Bears handed Baltimore a 23-20 defeat in overtime. The Ravens tied the game in regulation at 20-20 when K Justin Tucker converted a 21-yard FG. Bears K Robbie Gould then won the battle with a 38-yard FG at the 8:41 mark of the extra period. The game was played in dramatic weather conditions that caused a nearly two-hour delay after just 10 minutes of the first quarter had been played. Powerful rain storms featuring wind gusts over 60 miles per hour and a tornado warning forced stadium officials to empty the seating bowl. At the time, the Ravens had built a 10-0 early lead by scoring on their first two possessions. On their first drive, which featured a 47-yard RB Ray Rice run, the Ravens grabbed a 7-0 advantage on a 1-yard Rice dash. Tucker then impressively drilled a 52-yard FG through the swirling winds before the game was delayed. At the 8:50 mark of the second quarter, Gould converted a 20-yard FG to make the score 10-3. On the next play from scrimmage, Chicago DE David Bass leaped high to steal a QB Joe Flacco pass and raced 24 yards to the end zone to tie the game at 10. The Ravens bounced right back with a 9-play, 80-yard scoring drive that ended with a 5-yard Flacco-to-WR Torrey Smith TD. Another Gould FG (46 yards) at the end of the second quarter had the Ravens leading 17-13 at the half. After a scoreless third, Chicago took a 20-17 lead with 10:33 left in regulation when RB Matt Forte scored a 14-yard TD on a pass from QB Josh McCown. Tucker's tying FG came with three seconds left in the fourth quarter. With the winds howling, passing was difficult with Flacco completing 17 of 31 for 162 yards and McCown also attempting 31, completing 19 for 216 yards. McCown was impressive in the OT, finding WR Alshon Jeffery and TE Martellus Bennett for 14 and 43 yards, respectively. Jeffery caught 7 passes for 83 yards. Rice rushed for a game-high 131 yards on 25 carries, his best outing thus far.

## BALTIMORE RAVENS (Head Coach: John Harbaugh)

### OFFENSE

WR	82	T. Smith
WR	12	J. Jones
LT	60	E. Monroe
LG	68	A. Shipley
C	66	G. Gradkowski
RG	73	M. Yanda
RT	74	M. Oher
TE	84	E. Dickson
QB	5	J. Flacco
WR	17	T. Doss
RB	27	R. Rice

### DEFENSE

DT	97	A. Jones
NT	62	T. Cody
DE	99	C. Canty
RUSH	55	T. Suggs
WILL	53	J. McClain
MIKE	51	D. Smith
SAM	91	C. Upshaw
LCB	21	L. Webb
FS	26	M. Elam
SS	32	J. Ihedigbo
RCB	22	J. Smith

## CHICAGO BEARS (Head Coach: Marc Trestman)

### OFFENSE

WR	15	B. Marshall
LT	74	J. Bushrod
LG	68	M. Slauson
C	63	R. Garza
RG	75	K. Long
RT	67	J. Mills
TE	83	M. Bennett
WR	17	A. Jeffery
QB	12	J. McCown
RB	22	M. Forte
TE	62	E. Britton

### DEFENSE

LE	98	C. Wootton
DT	97	L. Cohen
NT	90	S. Paea
RE	92	J. Peppers
MLB	57	J. Bostic
SLB	50	Ja. Anderson
LCB	26	T. Jennings
RCB	38	Z. Bowman
SS	21	M. Wright
FS	47	C. Conte
CB	31	I. Frey

## GAME SUMMARY

	1	2	3	4	OT	TOTAL	FIELD GOALS (MADE) & MISSED
BALTIMORE	10	7	0	3	0	20	J. Tucker (52, 21)
CHICAGO	0	13	0	7	3	23	R. Gould (20, 46, 38)

TEAM	QTR	TIME	PLAY DESCRIPTION (extra point)	DRIVE	SCORE
Ravens	1	9:58	R. Rice 1 yd. run (J. Tucker kick)	6-66, 2:16	7-0
Ravens	1	4:51	J. Tucker 52 yd. Field Goal	8-38, 3:53	10-0
Bears	2	8:50	R. Gould 20 yd. Field Goal	12-88, 4:33	10-3
Bears	2	8:38	D. Bass 24 yd. interception return (R. Gould kick)		10-10
Ravens	2	4:08	T. Smith 5 yd. pass from J. Flacco (J. Tucker kick)	9-80, 4:30	17-10
Bears	2	0:00	R. Gould 46 yd. Field Goal	5-22, 1:00	17-13
Bears	4	10:33	M. Forte 14 yd. pass from J. McCown (R. Gould kick)	11-83, 5:59	17-20
Ravens	4	0:03	J. Tucker 21 yd. Field Goal	15-81, 4:45	20-20
Bears	5	8:41	R. Gould 38 yd. Field Goal	7-60, 3:38	20-23

**OFFICIALS** – Referee: Gene Steratore (114), Umpire: Bill Schuster (129), Head Linesman: Wayne Mackie (106), Line Judge: Jeff Seeman (45), Side Judge: Mike Weatherford (116), Field Judge: Bob Waggoner (25), Back Judge: Dino Paganelli (105)

## TEAM STATISTICS

	RAVENS	BEARS
First Downs	23 (9-10-4)	18 (5-10-3)
Third Downs	8-18 (44%)	5-13 (38%)
Fourth Downs	1-2 (50%)	0-0 (0%)
Total Net Yards	317	319
Plays – Average	75-4.2	59-5.4
Net Yds Rushing	174	104
Rushes – Average	41-4.2	26-4.0
Net Yards Passing	143	215
Att. – Yds Lost – Gross Pass.	3-19-162	2-1-216
Passes Att. – Comp. – INT	31-17-2	31-19-0
Red Zone	2-3 (67%)	1-4 (25%)
Goal-to-Go	1-2 (50%)	0-1 (0%)
Punts – Avg.	4-44.3	6-38.7
Penalties – Yards	5-46	13-111
Fumbles – Lost	2-0	2-0
Time of Possession	35:41	30:38

## INDIVIDUAL STATISTICS

RAVENS											BEARS																						
<b>RUSHING</b>						ATT	YDS	AVG	LG	TD	<b>RUSHING</b>						ATT	YDS	AVG	LG	TD												
R. Rice						25	131	5.2	47	1	M. Forte						18	83	4.6	20	0												
J. Flacco						4	20	5.0	11	0	A. Jeffery						3	17	5.7	11	0												
B. Pierce						10	18	1.8	8	0	M. Bush						3	5	1.7	5	0												
J. Jones						1	4	4.0	4	0	J. McCown						2	-1	-0.5	0	0												
V. Leach						1	1	1.0	1	0	<b>Total</b>						<b>26</b>	<b>104</b>	<b>4.0</b>	<b>20</b>	<b>0</b>												
<b>Total</b>						<b>41</b>	<b>174</b>	<b>4.2</b>	<b>47</b>	<b>1</b>	<b>PASSING</b>						ATT	CMP	YDS	SK/YD	TD	LG	IN	RT									
J. Flacco						31	17	162	3/19	1	17	2	53.4	J. McCown						31	19	216	2/1	1	43	0	92.9						
<b>Total</b>						<b>31</b>	<b>17</b>	<b>162</b>	<b>3/19</b>	<b>1</b>	<b>17</b>	<b>2</b>	<b>53.4</b>	<b>Total</b>						<b>31</b>	<b>19</b>	<b>216</b>	<b>2/1</b>	<b>1</b>	<b>43</b>	<b>0</b>	<b>92.9</b>						
<b>RECEIVING</b>						REC	YDS	AVG	LG	TD	<b>RECEIVING</b>						REC	YDS	AVG	LG	TD												
T. Smith						5	32	6.4	13	1	A. Jeffery						7	83	11.9	18	0												
T. Doss						3	37	12.3	16	0	M. Forte						5	42	8.4	14	1												
R. Rice						3	17	5.7	12	0	B. Marshall						4	42	10.5	16	0												
D. Clark						2	31	15.5	17	0	M. Bennett						2	48	24.0	43	0												
J. Jones						2	18	9.0	9	0	E. Bennett						1	1	1.0	1	0												
E. Dickson						1	16	16.0	16	0	<b>Total</b>						<b>19</b>	<b>216</b>	<b>11.4</b>	<b>43</b>	<b>1</b>												
D. Thompson						1	11	11.0	11	0	<b>INTERCEPTIONS</b>						NO	YDS	AVG	LG	TD												
<b>Total</b>						<b>17</b>	<b>162</b>	<b>9.5</b>	<b>17</b>	<b>1</b>	D. Bass						1	24	24.0	24	1												
<b>INTERCEPTIONS</b>						NO	YDS	AVG	LG	TD	J. Bostic						1	0	0.0	0	0												
<b>Total</b>						<b>0</b>	<b>0</b>	<b>0</b>	<b>0</b>	<b>0</b>	<b>Total</b>						<b>2</b>	<b>24</b>	<b>12.0</b>	<b>24</b>	<b>1</b>												
<b>SACKS</b>						D. Tyson 1-1, C. Graham 1-0											<b>SACKS</b>						J. Peppers 2-12, C. Ozigwu 1-7										
<b>TACKLES (TOP 3)</b>						C. Graham 8 (8 solo), J. Ihedigbo 6 (5 solo), D. Smith 6 (4 solo), M. Elam 5 (4 solo)											<b>TACKLES (TOP 3)</b>						J. Peppers 11 (8 solo), Z. Bowman 9 (9 solo), Ja. Anderson 8 (7 solo)										




# GAME 11: RAVENS 19, JETS 3

Baltimore (5-6) · New York (5-6)

Sunday, November 24, 2013 · 1:02 PM ET · M&T Bank Stadium · Baltimore

Weather: 33°, Partly Cloudy, Windy, Wind NW 26 mph · Attendance: 71,148 · Time: 2:54



On a cold and windy day with gusts over 30 miles per hour, the Ravens found a way to beat the Jets, 19-3, at M&T Bank Stadium. K Justin Tucker converted all 4 of his field goal attempts, including blasting a 53-yarder through the swirling winds in the third quarter. The Ravens' defense was outstanding, getting 3 take-aways, including a pair of interceptions by CB Corey Graham off Jets rookie QB Geno Smith. OLB Terrell Suggs added a fumble recovery on a botched snap. The Jets were limited to just one third-down conversion in 12 attempts while being held to 118 passing yards (220 total net yards). Twenty-nine of New York's passing yards came on the game's last series in the final minute of play. It marked the seventh time this season when the Ravens' defense allowed one or no touchdowns. New York's lone scoring drive came on its second possession of the game when K Nick Folk completed a nine-play, 55-yard series with a 27-yard FG. Tucker then hit 3-consecutive FGs before the end of the second quarter to give Baltimore a 9-3 halftime lead. Tucker's 53-yarder made it 12-3 in the third period, which ended with QB Joe Flacco's throw that cut through the wind and landed into WR Jacoby Jones' hands for a 66-yard touchdown. Flacco completed 17 of 26 passes for 273 yards with 1 TD and 1 INT for a 97.1 QB rating. Jones caught 4 passes for 103 yards, adding 108 more yards on five punt returns and 38 more on two KORs. TE Ed Dickson and TE Dallas Clark each caught 3 balls for 55 and 24 yards, respectively. The Jets' Smith was limited to nine completions on 22 attempts for only 127 yards. The Ravens improved to 8-1 all time against the New York Jets, producing their eighth-consecutive win (a streak that dates back to 1998). Baltimore is now 5-0 vs. the Jets in games played in Baltimore.

## NEW YORK JETS (Head Coach: Rex Ryan)

OFFENSE		DEFENSE	
WR 84	S. Hill	END 96	M. Wilkerson
LT 60	D. Ferguson	NT 94	D. Harrison
LG 67	B. Winters	T 91	S. Richardson
C 74	N. Mangold	OLB 98	Q. Coples
RG 66	W. Colon	WILL 56	D. Davis
RT 77	A. Howard	MIKE 52	D. Harris
TE 87	J. Cumberland	OLB 97	C. Pace
WR 10	S. Holmes	CB 27	D. Milliner
QB 7	G. Smith	CB 31	A. Cromartie
FB 40	T. Bohanon	S 22	E. Reed
RB 29	B. Powell	S 26	D. Landry

## BALTIMORE RAVENS (Head Coach: John Harbaugh)

OFFENSE		DEFENSE	
WR 82	T. Smith	DT 97	A. Jones
WR 12	J. Jones	NT 92	H. Ngata
LT 60	E. Monroe	DE 99	C. Canty
LG 68	A. Shipley	RUSH 55	T. Suggs
C 66	G. Gradkowski	WILL 53	J. McClain
RG 73	M. Yanda	MIKE 51	D. Smith
RT 74	M. Oher	SAM 91	C. Upshaw
TE 84	E. Dickson	LCB 21	L. Webb
QB 5	J. Flacco	FS 26	M. Elam
WR 14	M. Brown	SS 32	J. Ihedigbo
RB 27	R. Rice	RCB 22	J. Smith

## GAME SUMMARY

	1	2	3	4	OT	TOTAL	FIELD GOALS (MADE) & MISSED
NEW YORK	3	0	0	0	-	3	N. Folk (27)
BALTIMORE	3	6	10	0	-	19	J. Tucker (30, 26, 33, 53)

TEAM	QTR	TIME	PLAY DESCRIPTION (extra point)	DRIVE	SCORE
Jets	1	6:52	N. Folk 27 yd. Field Goal	9-55, 3:53	3-0
Ravens	1	1:59	J. Tucker 30 yd. Field Goal	11-63, 4:53	3-3
Ravens	2	10:15	J. Tucker 26 yd. Field Goal	10-84, 4:30	3-6
Ravens	2	1:56	J. Tucker 33 yd. Field Goal	9-45, 4:36	3-9
Ravens	3	10:01	J. Tucker 53 yd. Field Goal	4-(-2), 1:16	3-12
Ravens	3	0:05	J. Jones 66 yd. pass from J. Flacco (J. Tucker kick)	3-88, 1:28	3-19

**OFFICIALS** – Referee: Jeff Triplette (42), Umpire: Butch Hannah (40), Head Linesman: Phil McKinnely (110), Line Judge: Jeff Bergman (32), Side Judge: Dave Wyant (16), Field Judge: Barry Anderson (20), Back Judge: Steve Freeman (133)

## TEAM STATISTICS

	JETS	RAVENS
First Downs	12 (4-8-0)	15 (5-9-1)
Third Downs	1-12 (8%)	3-13 (23%)
Fourth Downs	0-0 (0%)	0-0 (0%)
Total Net Yards	220	312
Plays – Average	55-4.0	62-5.0
Net Yds Rushing	102	67
Rushes – Average	28-3.6	31-2.2
Net Yards Passing	118	245
Att. – Yds Lost – Gross Pass.	3-22-140	4-28-273
Passes Att. – Comp. – INT	24-10-2	27-17-1
Red Zone	0-1 (0%)	0-4 (0%)
Goal-to-Go	0-1 (0%)	0-1 (0%)
Punts – Avg.	8-51.4	6-45.5
Penalties – Yards	6-56	5-41
Fumbles – Lost	1-1	0-0
Time of Possession	25:55	34:05

## INDIVIDUAL STATISTICS

JETS											RAVENS																
<b>RUSHING</b>						ATT	YDS	AVG	LG	TD	<b>RUSHING</b>						ATT	YDS	AVG	LG	TD						
B. Powell						11	41	3.7	17	0	R. Rice						16	30	1.9	7	0						
C. Ivory						9	35	3.9	17	0	B. Pierce						11	30	2.7	10	0						
J. Cribbs						5	20	4.0	7	0	T. Taylor						4	7	1.8	17	0						
G. Smith						3	6	2.0	5	0	<b>Total</b>						<b>31</b>	<b>67</b>	<b>2.2</b>	<b>17</b>	<b>0</b>						
<b>Total</b>						<b>28</b>	<b>102</b>	<b>3.6</b>	<b>17</b>	<b>0</b>	<b>PASSING</b>						ATT	CMP	YDS	SK/YD	TD	LG	IN	RT			
G. Smith						22	9	127	3/22	0	30	2	22.3	J. Flacco						26	17	273	4/28	1	66	1	97.1
J. Cribbs						2	1	13	0/0	0	13	0	70.8	T. Taylor						1	0	0	0/0	0	0	0	39.6
<b>Total</b>						<b>24</b>	<b>10</b>	<b>140</b>	<b>3/22</b>	<b>0</b>	<b>30</b>	<b>2</b>	<b>26.4</b>	<b>Total</b>						<b>27</b>	<b>17</b>	<b>273</b>	<b>4/28</b>	<b>1</b>	<b>66</b>	<b>1</b>	<b>93.6</b>
<b>RECEIVING</b>						REC	YDS	AVG	LG	TD	<b>RECEIVING</b>						REC	YDS	AVG	LG	TD						
B. Powell						3	24	8.0	11	0	J. Jones						4	103	25.8	66	1						
G. Salas						2	48	24.0	30	0	E. Dickson						3	55	18.3	27	0						
K. Winslow						2	34	17.0	19	0	D. Clark						3	24	8.0	12	0						
G. Smith						1	13	13.0	13	0	T. Smith						2	74	37.0	60	0						
S. Holmes						1	12	12.0	12	0	B. Stokley						1	7	7.0	7	0						
J. Cumberland						1	9	9.0	9	0	V. Leach						1	6	6.0	6	0						
<b>Total</b>						<b>10</b>	<b>140</b>	<b>14.0</b>	<b>30</b>	<b>0</b>	<b>Total</b>						<b>17</b>	<b>273</b>	<b>16.1</b>	<b>66</b>	<b>1</b>						
<b>INTERCEPTIONS</b>						NO	YDS	AVG	LG	TD	<b>INTERCEPTIONS</b>						NO	YDS	AVG	LG	TD						
A. Cromartie						1	20	20.0	20	0	C. Graham						2	0	0.0	0	0						
<b>Total</b>						<b>1</b>	<b>20</b>	<b>20.0</b>	<b>20</b>	<b>0</b>	<b>Total</b>						<b>2</b>	<b>0</b>	<b>0.0</b>	<b>0</b>	<b>0</b>						
<b>SACKS</b>						M. Wilkerson 2-12, C. Pace 1-8, S. Richardson 1-8						<b>SACKS</b>						E. Dumervil 1-8, P. McPhee 1-7, D. Smith 1-7									
<b>TACKLES (TOP 3)</b>						S. Richardson 9 (6 solo), D. Davis 8 (5 solo), D. Harris 8 (5 solo), M. Wilkerson 6 (5 solo)						<b>TACKLES (TOP 3)</b>						L. Webb 6 (6 solo), M. Elam 5 (4 solo), P. McPhee 4 (3 solo), J. Ihedigbo 4 (2 solo), J. McClain 4 (1 solo)									





# GAME 12: RAVENS 22, STEELERS 20

Baltimore (6-6) · Pittsburgh (5-7)

Thursday, November 28, 2013 · 8:30 PM ET · M&T Bank Stadium · Baltimore  
Weather: 37°, Clear, Wind WSW 2 mph · Attendance: 71,005 · Time: 3:07



In what has become typical of contests between the Ravens and Steelers, this one came down to the final plays of the game. Baltimore won, 22-20, on Thanksgiving night at M&T Bank Stadium when its defense stopped Pittsburgh's attempt to tie the game on a 2-point conversion with 1:06 left in regulation. The Steelers earned the chance to tie the game when QB Ben Roethlisberger hit WR Jerricho Cotchery with a 1-yard TD throw. Big Ben then threw to WR Emmanuel Sanders for the tying conversion, but CB Chykie Brown broke up the play. The Ravens moved the ball well throughout the game, but scored just 1 TD while K Justin Tucker hit a career-high 5 FGs, including 3 over 40 yards. (Baltimore punted just once in the contest.) The Ravens' defense shut out the Steelers in the first half, taking a 10-0 lead into the intermission. On Baltimore's first possession of the game, QB Joe Flacco led an eight-play, 71-yard TD drive that ended when Flacco hit WR Torrey Smith with a 7-yard scoring strike. The key play of the drive came on a 54-yard, Flacco-to-Smith connection. Tucker then hit a 43-yard FG in the second quarter and made the score 13-0 in the third quarter with a 34-yard FG before the Steelers got on the scoreboard with a Roethlisberger 8-yard TD toss to Sanders. The Ravens responded with back-to-back FG drives with Tucker hitting from 38 and 45 yards to give the Ravens a 19-7 lead early in the fourth quarter. The Steelers came right back with a 10-play series that ended with RB LeVeon Bell's 1-yard TD plunge to make the score 19-14. Tucker responded once again, this time from 48 yards, to make the margin 8 at 22-14. With the Steelers' final TD making it a 2-point Ravens' win, it marked the 10th time in the last 12 games played between these rivals that the contest was decided by 3 points or less. (That includes nine of the last 10 and five straight.) There were no turnovers in the game.

## PITTSBURGH STEELERS (Head Coach: Mike Tomlin)

OFFENSE		DEFENSE	
WR 89	J. Cotchery	DE 97	C. Heyward
LT 68	K. Beachum	NT 65	A. Woods
LG 73	R. Foster	DE 99	B. Keisel
C 61	F. Velasco	LOLB 95	J. Jones
RG 66	D. DeCastro	LILB 98	V. Williams
RT 77	M. Gilbert	RILB 94	L. Timmons
TE 83	H. Miller	ROLB 93	J. Worilds
TE 76	M. Adams	LCB 22	W. Gay
QB 7	B. Roethlisberger	FS 25	R. Clark
FB 46	W. Johnson	SS 43	T. Polamalu
RB 26	L. Bell	RCB 24	I. Taylor

## BALTIMORE RAVENS (Head Coach: John Harbaugh)

OFFENSE		DEFENSE	
WR 82	T. Smith	DT 97	A. Jones
WR 12	J. Jones	NT 92	H. Ngata
LT 60	E. Monroe	DE 99	C. Canty
LG 68	A. Shipley	RUSH 55	T. Suggs
C 66	G. Gradkowski	WILL 53	J. McClain
RG 73	M. Yanda	MIKE 51	D. Smith
RT 74	M. Oher	SAM 91	C. Upshaw
TE 84	E. Dickson	LCB 21	L. Webb
QB 5	J. Flacco	FS 26	M. Elam
FB 44	V. Leach	SS 32	J. Ihedigbo
RB 27	R. Rice	RCB 22	J. Smith

## GAME SUMMARY

	1	2	3	4	OT	TOTAL	FIELD GOALS (MADE) & MISSED
PITTSBURGH	0	0	7	13	-	20	S. Suisham None
BALTIMORE	7	3	6	6	-	22	J. Tucker (43, 34, 38, 45, 48)

TEAM	QTR	TIME	PLAY DESCRIPTION (extra point)	DRIVE	SCORE
Ravens	1	9:18	T. Smith 7 yd. pass from J. Flacco (J. Tucker kick)	8-71, 3:06	0-7
Ravens	2	3:01	J. Tucker kick 43 yd. Field Goal	9-31, 4:18	0-10
Ravens	3	9:21	J. Tucker kick 34 yd. Field Goal	13-52, 5:39	0-13
Steelers	3	6:26	E. Sanders 8 yd. pass from B. Roethlisberger (S. Suisham kick)	7-80, 2:55	7-13
Ravens	3	3:49	J. Tucker kick 38 yd. Field Goal	5-7, 2:37	7-16
Ravens	4	13:59	J. Tucker kick 45 yd. Field Goal	7-37, 3:00	7-19
Steelers	4	9:32	L. Bell 1 yd. run (S. Suisham kick)	10-60, 4:27	14-19
Ravens	4	5:37	J. Tucker kick 48 yd. Field Goal	7-36, 3:55	14-22
Steelers	4	1:03	J. Cotchery 1 yd. pass from B. Roethlisberger (pass failed)	13-79, 4:34	20-22

**OFFICIALS** – Referee: Clete Blakeman (34), Umpire: Garth DeFelice (53), Head Linesman: Tony Veteri (36), Line Judge: Ron Marinucci (107), Side Judge: Greg Meyer (78), Field Judge: David Meslow (118), Back Judge: Terrence Miles (111)

## TEAM STATISTICS

	STEELERS	RAVENS
First Downs	22 (5-15-2)	16 (4-11-1)
Third Downs	7-13 (54%)	10-17 (59%)
Fourth Downs	1-2 (50%)	0-0 (0%)
Total Net Yards	329	311
Plays – Average	62-5.3	62-5.0
Net Yds Rushing	72	74
Rushes – Average	18-4.0	25-3.0
Net Yards Passing	257	237
Att. – Yds Lost – Gross Pass.	0-0-257	2-14-251
Passes Att. – Comp. – INT	44-28-0	35-24-0
Red Zone	3-3 (100%)	1-4 (25%)
Goal-to-Go	3-3 (100%)	1-1 (100%)
Punts – Avg.	4-43.5	1-26.0
Penalties – Yards	4-51	9-55
Fumbles – Lost	0-0	1-0
Time of Possession	30:04	29:56

## INDIVIDUAL STATISTICS

STEELERS											RAVENS																
<b>RUSHING</b>						ATT	YDS	AVG	LG	TD	<b>RUSHING</b>						ATT	YDS	AVG	LG	TD						
L. Bell						16	73	4.6	43	1	B. Pierce						9	35	3.9	12	0						
B. Roethlisberger						1	11	11.0	11	0	R. Rice						12	32	2.7	9	0						
S. Suisham						1	-12	-12.0	-12	0	J. Flacco						4	7	1.8	9	0						
<b>Total</b>						<b>18</b>	<b>72</b>	<b>4.0</b>	<b>43</b>	<b>1</b>	<b>Total</b>						<b>25</b>	<b>74</b>	<b>3.0</b>	<b>12</b>	<b>0</b>						
<b>PASSING</b>						ATT	CMP	YDS	SK/YD	TD	LG	IN	RT	<b>PASSING</b>						ATT	CMP	YDS	SK/YD	TD	LG	IN	RT
B. Roethlisberger						44	28	257	0/0	2	29	0	94.6	J. Flacco						35	24	251	2/14	1	54	0	98.6
<b>Total</b>						<b>44</b>	<b>28</b>	<b>257</b>	<b>0/0</b>	<b>2</b>	<b>29</b>	<b>0</b>	<b>94.6</b>	<b>Total</b>						<b>35</b>	<b>24</b>	<b>251</b>	<b>2/14</b>	<b>1</b>	<b>54</b>	<b>0</b>	<b>98.6</b>
<b>RECEIVING</b>						REC	YDS	AVG	LG	TD	<b>RECEIVING</b>						REC	YDS	AVG	LG	TD						
H. Miller						8	86	10.8	21	0	T. Smith						6	93	15.5	54	1						
L. Bell						7	63	9.0	29	0	R. Rice						6	38	6.3	22	0						
E. Sanders						6	43	7.2	15	1	J. Jones						4	53	13.3	34	0						
A. Brown						5	59	11.8	19	0	B. Pierce						3	4	1.3	2	0						
J. Cotchery						2	6	3.0	5	1	B. Stokley						2	27	13.5	18	0						
<b>Total</b>						<b>28</b>	<b>257</b>	<b>9.2</b>	<b>29</b>	<b>2</b>	<b>Total</b>						<b>24</b>	<b>251</b>	<b>10.5</b>	<b>54</b>	<b>1</b>						
<b>INTERCEPTIONS</b>						NO	YDS	AVG	LG	TD	<b>INTERCEPTIONS</b>						NO	YDS	AVG	LG	TD						
<b>Total</b>						<b>0</b>	<b>0</b>	<b>0</b>	<b>0</b>	<b>0</b>	<b>Total</b>						<b>0</b>	<b>0</b>	<b>0.0</b>	<b>0</b>	<b>0</b>						
<b>SACKS</b>						J. Worilds 2-14						<b>SACKS</b>						None									
<b>TACKLES (TOP 3)</b>						J. Worilds 10 (6 solo), J. Timmons 8 (5 solo), C. Heyward 7 (2 solo)						<b>TACKLES (TOP 3)</b>						J. Ihedigbo 10 (4 solo), C. Graham 8 (3 solo), D. Smith 6 (3 solo), J. Bynes 6 (3 solo)									



# GAME 13: RAVENS 29, VIKINGS 26

Baltimore (7-6) • Minnesota (3-9-1)

Sunday, December 8, 2013 • 1:03 PM ET • M&T Bank Stadium • Baltimore  
Weather: 33°, Snow, Wind NE 7 mph • Attendance: 70,921 • Time: 3:24



In a remarkable game that set NFL records for the most points scored (36) in the last 2:05 of a game and most lead changes (6) in a fourth quarter, the Ravens found a way to beat the Vikings, 29-26. In 121 seconds late in the contest, 36 points were scored, including the winning touchdown by Baltimore with 4 seconds left in the game. That score came when Joe Flacco, who led the game-winning, 5-play, 80-yard drive, hit rookie WR Marlon Brown with a 9-yard TD strike in the back of the end zone. This wild battle started with a first-half, near-blizzard snowfall that made it difficult for QBs to find receivers beyond the line of scrimmage. By the end of the game, it was raining ice pellets. Throughout the contest, plows and workers with shovels attempted to clear snow from the field. Baltimore took a 7-0, first-quarter lead when Flacco hit TE Ed Dickson with a 1-yard TD dart. A pair of Vikings K Blair Walsh field goals in the second (39 yards) and third (40 yards) quarters made the score 7-6 entering the final period. A Matt Cassel 8-yard scoring strike to WR Jerome Simpson gave the Vikings a 12-7 advantage early in the fourth. When Flacco threw a 1-yard TD dart to TE Dennis Pitta, who was playing for the first time in 2013, with 2:05 left in the game, the Ravens owned a 15-12 advantage. (Flacco found WR Torrey Smith for the 2-point conversion.) That was just the start of one of the wildest 121 seconds in NFL history. Minnesota came right back with a 2-play, 68-yard series that ended with RB Toby Gerhart's 41-yard TD run to give the Vikes a 19-15 lead with 1:27 showing on the clock. Not to be outdone, WR/RS Jacoby Jones returned the ensuing kickoff 77 yards for a TD and a 22-19 Ravens' lead. The Vikings bounced right back and scored on a 79-yard Cassel-to-WR Cordarrelle Patterson screen pass that stunned the Ravens and the home crowd. Trailing 26-22 with 45 seconds remaining, Flacco led the game-winning TD drive that ended with 4 seconds left in this wild confrontation. Flacco completed 28 of 50 passes for 245 yards with 3 TDs and 3 INTs in the difficult conditions. Brown caught 7 for 92 (both career highs), while RB Ray Rice rushed for 67 yards on 17 carries and added 5 catches for 42 more. Patterson was impressive with 5 receptions for 141 yards. Gerhart ran for 89 yards on 15 rushes, after starting RB Adrian Peterson left the game with a foot injury.

## MINNESOTA VIKINGS (Head Coach: Leslie Frazier)

OFFENSE		DEFENSE	
WR 84	C. Patterson	LDE 96	B. Robison
LT 75	M. Kalil	NT 98	L. Guion
LG 74	C. Johnson	UT 93	K. Williams
C 65	J. Sullivan	RDE 69	J. Allen
RG 63	B. Fusco	SLB 52	C. Greenway
RT 71	P. Loadholt	MLB 57	A. Cole
TE 89	J. Carlson	LCB 29	X. Rhodes
WR 15	G. Jennings	RCB 20	C. Cook
QB 16	M. Cassel	FS 33	J. Sanford
FB 42	J. Felton	FS 34	A. Sendejo
HB 28	A. Peterson	DB 36	R. Blanton

## BALTIMORE RAVENS (Head Coach: John Harbaugh)

OFFENSE		DEFENSE	
WR 82	T. Smith	DT 97	A. Jones
WR 12	J. Jones	NT 92	H. Ngata
LT 60	E. Monroe	DE 99	C. Canty
LG 68	A. Shipley	RUSH 55	T. Suggs
C 66	G. Gradkowski	WILL 53	J. McClain
RG 73	M. Yanda	MIKE 51	D. Smith
RT 74	M. Oher	SAM 91	C. Upshaw
TE 84	E. Dickson	LCB 21	L. Webb
QB 5	J. Flacco	FS 26	M. Elam
WR 14	M. Brown	SS 32	J. Ihedigbo
RB 27	R. Rice	RCB 22	J. Smith

## GAME SUMMARY

	1	2	3	4	OT	TOTAL	FIELD GOALS (MADE) & MISSED
MINNESOTA	0	3	3	20	-	26	B. Walsh (39, 40)
BALTIMORE	7	0	0	22	-	29	J. Tucker None

TEAM	QTR	TIME	PLAY DESCRIPTION (extra point)	DRIVE	SCORE
Ravens	1	4:14	E. Dickson 1 yd. pass from J. Flacco (J. Tucker kick)	4:25, 2:15	0-7
Vikings	2	4:28	B. Walsh 39 yd. Field Goal	11-45, 5:42	3-7
Vikings	3	12:02	B. Walsh 40 yd. Field Goal	8-38, 2:58	6-7
Vikings	4	14:22	J. Simpson 8 yd. pass from M. Cassel (pass failed)	5-33, 1:40	12-7
Ravens	4	2:05	D. Pitta 1 yd. pass from J. Flacco (J. Flacco-T. Smith pass)	9-64, 4:27	12-15
Vikings	4	1:27	T. Gerhart 41 yd. run (B. Walsh kick)	2-68, 0:38	19-15
Ravens	4	1:16	J. Jones 77 yd. kickoff return (J. Tucker kick)	0-0, 0:11	19-22
Vikings	4	0:45	C. Patterson 79 yd. pass from M. Cassel (B. Walsh kick)	3-79, 0:31	26-22
Ravens	4	0:04	M. Brown 9 yd. pass from J. Flacco (J. Tucker kick)	5-80, 0:41	26-29

**OFFICIALS** – Referee: Pete Morelli (135), Umpire: Fred Bryan (11), Head Linesman: Dana McKenzie (8), Line Judge: Carl Johnson (101), Side Judge: Rob Vernatchi (75), Field Judge: Jon Lucivansky (89), Back Judge: Dale Shaw (104)

## TEAM STATISTICS

	VIKINGS	RAVENS
First Downs	15 (3-11-1)	23 (4-17-2)
Third Downs	5-17 (29%)	6-16 (38%)
Fourth Downs	1-1 (100%)	1-3 (33%)
Total Net Yards	379	325
Plays – Average	63-6.0	79-4.1
Net Yds Rushing	114	97
Rushes – Average	25-4.6	27-3.6
Net Yards Passing	265	228
Att. – Yds Lost – Gross Pass.	0-0-265	2-17-245
Passes Att. – Comp. – INT	38-17-0	50-28-3
Red Zone	1-1 (100%)	3-3 (100%)
Goal-to-Go	1-1 (100%)	3-3 (100%)
Punts – Avg.	9-44.1	6-54.7
Penalties – Yards	6-90	5-45
Fumbles – Lost	3-1	1-0
Time of Possession	27:48	32:12

## INDIVIDUAL STATISTICS

VIKINGS											RAVENS																
<b>RUSHING</b>						ATT	YDS	AVG	LG	TD	<b>RUSHING</b>						ATT	YDS	AVG	LG	TD						
T. Gerhart						15	89	5.9	41	1	R. Rice						17	67	3.9	12	0						
A. Peterson						7	13	1.9	4	0	J. Flacco						1	22	22.0	22	0						
M. Cassel						2	6	3.0	5	0	B. Pierce						7	12	1.7	6	0						
C. Patterson						1	6	6.0	6	0	V. Leach						1	0	0.0	0	0						
Total						25	114	4.6	41	1	J. Jones						1	-4	-4.0	-4	0						
<b>PASSING</b>						ATT	CMP	YDS	SK/YD	TD	LG	IN	RT	<b>PASSING</b>						ATT	CMP	YDS	SK/YD	TD	LG	IN	RT
M. Cassel						38	17	265	0/0	2	79	0	86.0	J. Flacco						50	28	245	2/17	3	35	3	64.2
Total						38	17	265	0/0	2	79	0	86.0	Total						50	28	245	2/17	3	35	3	64.2
<b>RECEIVING</b>						REC	YDS	AVG	LG	TD	<b>RECEIVING</b>						REC	YDS	AVG	LG	TD						
C. Patterson						5	141	28.2	79	1	M. Brown						7	92	13.1	35	1						
G. Jennings						5	53	10.6	19	0	D. Pitta						6	48	8.0	18	1						
J. Simpson						4	48	12.0	27	1	R. Rice						5	42	8.4	13	0						
J. Carlson						2	19	9.5	12	0	J. Jones						4	37	9.3	15	0						
A. Peterson						1	4	4.0	4	0	E. Dickson						2	8	4.0	7	1						
Total						17	265	15.6	79	2	T. Smith						1	11	11.0	11	0						
<b>INTERCEPTIONS</b>						NO	YDS	AVG	LG	TD	<b>INTERCEPTIONS</b>						NO	YDS	AVG	LG	TD						
A. Sendejo						1	1	1.0	1	0	B. Pierce						1	5	5.0	5	0						
C. Greenway						1	0	0.0	0	0	B. Stokley						1	2	2.0	2	0						
M. Sherels						1	0	0.0	0	0	V. Leach						1	0	0.0	0	0						
Total						3	1	0.3	1	0	Total						28	245	8.8	35	3						
<b>SACKS</b>						J. Allen 1-14, B. Robison 1-3						<b>SACKS</b>						None									
<b>TACKLES (TOP 3)</b>						A. Cole 12 (6 solo), C. Greenway 11 (6 solo), J. Sanford 8 (7 solo)						<b>TACKLES (TOP 3)</b>						J. Ihedigbo 12 (7 solo), D. Smith 7 (1 solo), T. Suggs 6 (5 solo)									



# GAME 14: RAVENS 18, LIONS 16

Baltimore (8-6) • Detroit (7-7)

Monday, December 16, 2013 • 8:40 PM ET • Ford Field • Detroit  
Weather: Indoors • Attendance: 64,742 • Time: 2:59



K Justin Tucker's team-record 61-yard field goal with 38 seconds left in the game gave the Ravens a hard-fought 18-16 victory over the host Lions at Ford Field on ESPN's Monday Night Football. Tucker's game-winner was his sixth FG of the game, accounting for all of Baltimore's points. (The 6 FGs are also a team record.) The game didn't start well for the Ravens, as the Lions opened with an 8-play, 78-yard drive that ended with a RB Reggie Bush 14-yard touchdown run for a 7-0 Detroit lead. It then became Tucker time, starting with 3 second-quarter FGs (29, 24, 32 yards) for a 9-7 Ravens' halftime lead. Tucker and Detroit K David Akers then exchanged FGs – Tucker from 49 yards and Akers from 40 – in the third quarter to give the Ravens a 12-10 advantage. The Baltimore kicker blasted a 53-yarder to make the score 15-10 midway through the final period. But, the Lions roared back to take a 16-15 lead with 2:21 left in the game. The score came on a QB Matthew Stafford 14-yard TD strike to TE Joseph Fauria. However, the attempt for the 2-point conversion failed. A key play in the Ravens' field-goal-winning drive was a QB Joe Flacco-to-WR Jacoby Jones 27-yard completion on a third-and-15. That put the ball on Detroit's 45-yard line. The line of scrimmage for the winning FG was the 43. The Ravens intercepted Stafford three times (DE DeAngelo Tyson, ILB Daryl Smith and S Matt Elam), while not turning the ball over. Flacco completed 20 of 38 for 222 yards, including 6 to Jones for 80 yards and 4 each to WR Torrey Smith (69 yards) and WR Marlon Brown (31). WR Calvin Johnson caught 6 for 98 for the Lions; Bush added 86 rushing yards on 17 carries. The victory was the Ravens' fourth in a row and fifth in the last six games.

## BALTIMORE RAVENS (Head Coach: John Harbaugh)

OFFENSE		DEFENSE	
WR 82	T. Smith	DT 97	A. Jones
WR 12	J. Jones	NT 92	H. Ngata
LT 60	E. Monroe	CB 24	C. Graham
LG 68	A. Shipley	RUSH 55	T. Suggs
C 66	G. Gradkowski	WILL 53	J. McClain
RG 73	M. Yanda	MIKE 51	D. Smith
RT 74	M. Oher	SAM 91	C. Upshaw
TE 84	E. Dickson	LCB 21	L. Webb
QB 5	J. Flacco	FS 26	M. Elam
WR 14	M. Brown	SS 32	J. Ihedigbo
RB 27	R. Rice	RCB 22	J. Smith

## DETROIT LIONS (Head Coach: Jim Schwartz)

OFFENSE		DEFENSE	
WR 13	N. Burleson	DE 94	E. Ansa
LT 71	R. Reiff	DT 98	N. Fairley
LG 67	R. Sims	DT 90	N. Suh
C 51	D. Raiola	DE 79	W. Young
RG 75	L. Warford	S 32	D. Carey
RT 66	L. Waddle	MLB 55	S. Tulloch
TE 87	B. Pettigrew	OLB 54	D. Levy
WR 18	K. Durham	RCB 31	R. Mathis
WR 81	C. Johnson	LCB 36	J. Green
QB 9	M. Stafford	SS 27	G. Quin
RB 21	R. Bush	FS 26	L. Delmas

## GAME SUMMARY

	1	2	3	4	OT	TOTAL	FIELD GOALS (MADE) & MISSED
BALTIMORE	0	9	3	6	0	18	J. Tucker (29, 24, 32, 49, 53, 61)
DETROIT	7	0	3	6	0	16	D. Akers (40)

TEAM	QTR	TIME	PLAY DESCRIPTION (extra point)	DRIVE	SCORE
Lions	1	10:57	R. Bush 14 yd. run (D.Akers kick)	8-78, 4:03	0-7
Ravens	2	12:49	J. Tucker 29 yd. Field Goal	15-81, 6:25	3-7
Ravens	2	2:32	J. Tucker 24 yd. Field Goal	8-76, 3:49	6-7
Ravens	2	0:00	J. Tucker 32 yd. Field Goal	7-71, 1:20	9-7
Ravens	3	8:00	J. Tucker 49 yd. Field Goal	7-42, 2:40	12-7
Lions	3	1:49	D. Akers 40 yd. Field Goal	11-58, 6:11	12-10
Ravens	4	8:06	J. Tucker 53 yd. Field Goal	4--1, 0:56	15-10
Lions	4	2:21	J. Fauria 14 yd. pass from M. Stafford (pass failed)	11-80, 5:45	15-16
Ravens	4	0:38	J. Tucker 61 yd. Field Goal	7-24, 1:43	18-16

**OFFICIALS** – Referee: Carl Cheffers (51), Umpire: Undrey Wash (96), Head Linesman: Kent Payne (79), Line Judge: Thomas Symonette (100), Side Judge: Laird Hayes (125), Field Judge: Jeff Lamberth (21), Back Judge: Todd Prukop (30)

## TEAM STATISTICS

	RAVENS	LIONS
First Downs	18 (4-11-3)	19 (6-12-1)
Third Downs	4-14 (29%)	4-13 (31%)
Fourth Downs	0-0 (0%)	0-0 (0%)
Total Net Yards	305	349
Plays – Average	60-5.1	63-5.5
Net Yds Rushing	90	119
Rushes – Average	21-4.3	28-4.3
Net Yards Passing	215	230
Att. – Yds Lost – Gross Pass.	1-7-222	1-5-235
Passes Att. – Comp. – INT	38-20-0	34-18-3
Red Zone	0-3 (0%)	2-2 (100%)
Goal-to-Go	0-1 (0%)	0-0 (0%)
Punts – Avg.	5-48.0	5-46.0
Penalties – Yards	7-60	8-89
Fumbles – Lost	1-0	0-0
Time of Possession	27:35	32:25

## INDIVIDUAL STATISTICS

RAVENS											LIONS																
<b>RUSHING</b>						<b>ATT</b>	<b>YDS</b>	<b>AVG</b>	<b>LG</b>	<b>TD</b>	<b>RUSHING</b>						<b>ATT</b>	<b>YDS</b>	<b>AVG</b>	<b>LG</b>	<b>TD</b>						
R. Rice						12	56	4.7	19	0	R. Bush						17	86	5.1	19	1						
B. Pierce						7	21	3.0	11	0	J. Bell						9	24	2.7	7	0						
J. Flacco						2	13	6.5	7	0	M. Stafford						2	9	4.5	5	0						
<b>Total</b>						<b>21</b>	<b>90</b>	<b>4.3</b>	<b>19</b>	<b>0</b>	<b>Total</b>						<b>28</b>	<b>119</b>	<b>4.3</b>	<b>19</b>	<b>1</b>						
<b>PASSING</b>						<b>ATT</b>	<b>CMP</b>	<b>YDS</b>	<b>SK/YD</b>	<b>TD</b>	<b>LG</b>	<b>IN</b>	<b>RT</b>	<b>PASSING</b>						<b>ATT</b>	<b>CMP</b>	<b>YDS</b>	<b>SK/YD</b>	<b>TD</b>	<b>LG</b>	<b>IN</b>	<b>RT</b>
J. Flacco						38	20	222	1/7	0	27	0	70.3	M. Stafford						34	18	235	1/5	1	37	3	48.0
<b>Total</b>						<b>38</b>	<b>20</b>	<b>222</b>	<b>1/7</b>	<b>0</b>	<b>27</b>	<b>0</b>	<b>70.3</b>	<b>Total</b>						<b>34</b>	<b>18</b>	<b>235</b>	<b>1/5</b>	<b>1</b>	<b>37</b>	<b>3</b>	<b>48.0</b>
<b>RECEIVING</b>						<b>REC</b>	<b>YDS</b>	<b>AVG</b>	<b>LG</b>	<b>TD</b>	<b>RECEIVING</b>						<b>REC</b>	<b>YDS</b>	<b>AVG</b>	<b>LG</b>	<b>TD</b>						
J. Jones						6	80	13.3	27	0	C. Johnson						6	98	16.3	37	0						
T. Smith						4	69	17.3	25	0	N. Burleson						4	51	12.8	23	0						
M. Brown						4	31	7.8	24	0	B. Pettigrew						2	23	11.5	18	0						
E. Dickson						3	10	3.3	5	0	R. Bush						2	15	7.5	9	0						
D. Pitta						2	24	12.0	15	0	J. Bell						1	23	23.0	23	0						
R. Rice						1	8	8.0	8	0	J. Fauria						1	14	14.0	14	1						
<b>Total</b>						<b>20</b>	<b>222</b>	<b>11.1</b>	<b>27</b>	<b>0</b>	<b>Total</b>						<b>18</b>	<b>235</b>	<b>13.1</b>	<b>37</b>	<b>1</b>						
<b>INTERCEPTIONS</b>						<b>NO</b>	<b>YDS</b>	<b>AVG</b>	<b>LG</b>	<b>TD</b>	<b>INTERCEPTIONS</b>						<b>NO</b>	<b>YDS</b>	<b>AVG</b>	<b>LG</b>	<b>TD</b>						
M. Elam						1	18	18.0	18	0	Total						0	0	0.0	0	0						
D. Smith						1	3	3.0	3	0	<b>SACKS</b>						G. Quin 1-7										
D. Tyson						1	0	0.0	0	0	<b>TACKLES (TOP 3)</b>						S. Tulloch 8 (6 solo), L. Delmas 7 (6 solo), D. Levy 5 (4 solo)										
<b>Total</b>						<b>3</b>	<b>21</b>	<b>7.0</b>	<b>18</b>	<b>0</b>	<b>Total</b>						<b>0</b>	<b>0</b>	<b>0.0</b>	<b>0</b>	<b>0</b>						





# GAME 15: PATRIOTS 41, RAVENS 7

Baltimore (8-7) • New England (11-4)

Sunday, December 22, 2013 • 4:25 PM ET • M&T Bank Stadium • Baltimore  
Weather: 65°, Cloudy, Wind SSW 8 mph • Attendance: 71,433 • Time: 3:34



The Ravens lost the ability to control their playoff destiny when they dropped a 41-7 decision to the Patriots at M&T Bank Stadium last Sunday. The game started badly for Baltimore and finished even worse when New England scored 21 points in the final 2:05 of the contest. A pass interference (CB Jimmy Smith) call in the end zone on the Pats' second possession of the game gave New England a first down on the Ravens' 1-yard line. RB LeGarrette Blount scored on a burst up the middle on the next play for a 7-0 NE lead. A QB Joe Flacco interception on the Baltimore 32 by CB Logan Ryan on the next series set up the Patriots' second score. That came when QB Tom Brady hit RB Shane Vereen with a 4-yard touchdown pass that helped the Pats to a 14-0 first-quarter lead. A K Stephen Gostkowski 45-yard field goal on the first play of the second quarter gave the Patriots a 17-0 advantage that they held through the remainder of the first half. A Gostkowski 42-yard FG made the score 20-0 entering the fourth quarter. The Ravens finally got on the board with 9:21 left in the game when Flacco plunged one yard for a TD to make the score 20-7. After holding the Patriots to a three-and-out, the Ravens had a fourth-and-10 from their 48 with 6:46 remaining. But, a pass from Flacco to TE Dennis Pitta landed incomplete. Nine Patriots' runs later, plus a personal foul on CB Lardarius Webb, Blount scored his second TD of the day – a 7-yard run. On the Ravens' next play, a bad snap to backup QB Tyrod Taylor was scooped up by NE DE Chandler Jones in the end zone for another TD to give the Pats a 34-7 lead. The Patriots weren't finished as CB Tavon Wilson intercepted Taylor and raced 74 yards for a TD, making the final margin, 41-7. Brady completed 14 of 26 for 172 yards, while Flacco was 22-of-38 for 260 yards with 2 INTs. Three Ravens caught four passes: WR Marlon Brown (51 yards), TE Ed Dickson (44) and Pitta (34). Blount led NE with 76 rush yards, and WR Julian Edelman caught seven from Brady. K Justin Tucker's streak of 33-straight field goals was snapped when he missed a 37-yarder wide left early in the fourth quarter.

## NEW ENGLAND PATRIOTS (Head Coach: Bill Belichick)

OFFENSE		DEFENSE	
TE 47	M. Hoomanawanui	LE 50	R. Ninkovich
LT 70	L. Mankins	DT 71	S. Siliga
LG 67	J. Kline	DT 94	Chr. Jones
C 62	R. Wendell	RE 95	Cha. Jones
RG 63	D. Connolly	LB 91	J. Collins
RT 61	M. Cannon	LB 55	B. Spikes
WR 17	A. Dobson	LB 54	D. Hightower
WR 11	J. Edelman	LCB 31	A. Talib
TE 88	M. Mulligan	RCB 26	L. Ryan
QB 12	T. Brady	S 28	S. Gregory
RB 29	L. Blount	S 32	D. McCourty

## BALTIMORE RAVENS (Head Coach: John Harbaugh)

OFFENSE		DEFENSE	
WR 82	T. Smith	DT 97	A. Jones
TE 71	R. Wagner	NT 92	H. Ngata
LT 60	E. Monroe	DE 99	C. Canty
LG 68	A. Shipley	RUSH 55	T. Suggs
C 66	G. Gradkowski	WILL 53	J. McClain
RG 73	M. Yanda	MIKE 51	D. Smith
RT 74	M. Oher	SAM 91	C. Upshaw
TE 84	E. Dickson	LCB 21	L. Webb
QB 5	J. Flacco	FS 26	M. Elam
FB 44	V. Leach	SS 32	J. Ihedigbo
RB 27	R. Rice	RCB 22	J. Smith

## GAME SUMMARY

	1	2	3	4	OT	TOTAL	FIELD GOALS (MADE) & MISSED
NEW ENGLAND	14	3	3	21	-	41	S. Gostkowski (45, 42)
BALTIMORE	0	0	0	7	-	7	J. Tucker 37WL

TEAM	QTR	TIME	PLAY DESCRIPTION (extra point)	DRIVE	SCORE
Patriots	1	9:39	L. Blount 1 yd. run (S. Gostkowski kick)	6-64, 2:47	7-0
Patriots	1	4:51	S. Vereen 4 yd. pass from T. Brady (S. Gostkowski kick)	6-53, 3:26	14-0
Patriots	2	14:55	S. Gostkowski 45 yd. field goal	6-37, 2:23	17-0
Patriots	3	7:15	S. Gostkowski 42 yd. field goal	7-19, 3:10	20-0
Ravens	4	9:21	J. Flacco 1 yd. run (J. Tucker kick)	9-90, 2:48	20-7
Patriots	4	2:05	L. Blount 7 yd. run (S. Gostkowski kick)	9-48, 4:32	27-7
Patriots	4	1:59	Cha. Jones fumble recovery in end zone (S. Gostkowski kick)		34-7
Patriots	4	0:40	T. Wilson 74 yd. interception return (S. Gostkowski kick)		41-7

**OFFICIALS** – Referee: Ron Winter (14), Umpire: Carl Paganelli (124), Head Linesman: Jim Howey (37), Line Judge: Gary Arthur (108), Side Judge: Tom Hill (97), Field Judge: Scott Steenson (88), Back Judge: Gregory Steed (12)

## TEAM STATISTICS

	PATRIOTS	RAVENS
First Downs	21 (7-10-4)	19 (5-13-1)
Third Downs	4-13 (31%)	5-14 (36%)
Fourth Downs	0-0 (0%)	0-3 (0%)
Total Net Yards	300	358
Plays – Average	62-4.8	74-4.8
Net Yds Rushing	142	121
Rushes – Average	34-4.2	28-4.3
Net Yards Passing	158	237
Att. – Yds Lost – Gross Pass.	2-14-172	4-25-262
Passes Att. – Comp. – INT	26-14-0	42-23-3
Red Zone	3-3 (100%)	1-3 (33%)
Goal-to-Go	3-3 (100%)	1-1 (100%)
Punts – Avg.	7-47.7	4-53.0
Penalties – Yards	7-58	9-83
Fumbles – Lost	0-0	1-1
Time of Possession	31:58	28:02

## INDIVIDUAL STATISTICS

### PATRIOTS

RUSHING	ATT	YDS	AVG	LG	TD
L. Blount	16	76	4.8	14	2
S. Ridley	15	54	3.6	8	0
S. Vereen	2	6	3.0	4	0
B. Bolden	1	6	6.0	6	0
<b>Total</b>	<b>34</b>	<b>142</b>	<b>4.2</b>	<b>14</b>	<b>2</b>

PASSING	ATT	CMP	YDS	SK/YD	TD	LG	IN	RT
T. Brady	26	14	172	2/14	1	34	0	87.3
<b>Total</b>	<b>26</b>	<b>14</b>	<b>172</b>	<b>2/14</b>	<b>1</b>	<b>34</b>	<b>0</b>	<b>87.3</b>

RECEIVING	REC	YDS	AVG	LG	TD
J. Edelman	7	77	11.0	19	0
D. Amendola	2	45	22.5	34	0
B. Bolden	2	16	8.0	12	0
A. Dobson	1	21	21.0	21	0
M. Hoomanawanui	1	9	9.0	9	0
S. Vereen	1	4	4.0	4	1
<b>Total</b>	<b>14</b>	<b>172</b>	<b>12.3</b>	<b>34</b>	<b>1</b>

### INTERCEPTIONS

	NO	YDS	AVG	LG	TD
L. Ryan	2	1	0.5	1	0
T. Wilson	1	74	74.0	74	1
<b>Total</b>	<b>3</b>	<b>75</b>	<b>25.0</b>	<b>74</b>	<b>1</b>

### SACKS

K. Arrington 1-7, S. Siliga 1-7, A. Carter 1-6, R. Ninkovich 1-5

### TACKLES (TOP 3)

K. Arrington 8 (4 solo), B. Spikes 7 (3 solo), 4 tied 6

### RAVENS

RUSHING	ATT	YDS	AVG	LG	TD
R. Rice	11	40	3.6	8	0
T. Taylor	3	39	13.0	25	0
B. Pierce	10	31	3.1	6	0
B. Scott	2	11	5.5	9	0
J. Flacco	2	0	0.0	1	1
<b>Total</b>	<b>28</b>	<b>121</b>	<b>4.3</b>	<b>25</b>	<b>1</b>

PASSING	ATT	CMP	YDS	SK/YD	TD	LG	IN	RT
J. Flacco	38	22	260	4/25	0	42	2	56.9
T. Taylor	4	1	2	0/0	0	2	1	0.0
<b>Total</b>	<b>42</b>	<b>23</b>	<b>262</b>	<b>4/25</b>	<b>0</b>	<b>42</b>	<b>3</b>	<b>43.9</b>

RECEIVING	REC	YDS	AVG	LG	TD
M. Brown	4	51	12.8	21	0
E. Dickson	4	44	11.0	17	0
D. Pitta	4	34	8.5	15	0
T. Smith	3	69	23.0	42	0
B. Pierce	3	27	9.0	15	0
R. Rice	2	23	11.5	13	0
J. Jones	1	11	11.0	11	0
B. Scott	1	2	2.0	2	0
V. Leach	1	1	1.0	1	0
<b>Total</b>	<b>23</b>	<b>262</b>	<b>11.4</b>	<b>42</b>	<b>0</b>

### INTERCEPTIONS

	NO	YDS	AVG	LG	TD
<b>Total</b>	<b>0</b>	<b>0</b>	<b>0</b>	<b>0</b>	<b>0</b>

### SACKS

T. Suggs 1-6, D. Smith 0.5-4, C. Upshaw 0.5-4

### TACKLES (TOP 3)

D. Smith 11 (4 solo), A. Jones 8 (4 solo), J. McClain 8 (3 solo)



# GAME 16: BENGALS 34, RAVENS 17

Baltimore (8-8) · Cincinnati (11-5)

Sunday, December 29, 2013 · 1:02 PM ET · Paul Brown Stadium · Cincinnati  
Weather: 43°, Cloudy, Wind S 3 mph · Attendance: 62,406 · Time: 3:06



The Ravens missed the postseason, snapping their NFL-best streak of five-consecutive playoff appearances after a 34-17 defeat at Cincinnati in the season finale. It was the first time that Baltimore failed to make the postseason under head coach John Harbaugh (2008-13). The Ravens forced Cincinnati into four turnovers, but were only able to turn them into nine points. Baltimore tied the game at 17 with 5:13 to go in the third quarter, but the AFC North champion Bengals put the game away in the fourth with 17 unanswered points. On the Bengals' first play from scrimmage, CB Corey Graham intercepted a QB Andy Dalton pass intended for WR Marvin Jones, returning it 28 yards. The INT, which led to a K Justin Tucker 38-yard field goal, was the first of four for Dalton in the game. After another Dalton INT, this one by S James Ihedigbo, Tucker hit his second field goal – a 22-yarder – making the score 6-0. Just before the end of the first quarter, Dalton hit WR A.J. Green on a 53-yard touchdown pass, giving the Bengals a 7-6 lead. A K Mike Nugent 39-yard field goal and a 16-yard Dalton-to-Jones touchdown in the second quarter gave Cincy a 17-6 lead at halftime. Early in the third, CB Lardarius Webb stole another Dalton pass, but the Ravens' drive stalled, and Baltimore had to settle for another Tucker FG (34 yards). On their next possession, QB Joe Flacco connected with rookie WR Marlon Brown on an 8-yard toss in the back of the end zone, and then RB Ray Rice ran in for the two-point conversion, tying the game at 17. Cincinnati scored 17 fourth-quarter points, following two Flacco INTs in the quarter, including one with 4:07 remaining in the game to CB Dre Kirkpatrick, who raced 21 yards to the end zone, giving the Bengals the 34-17 victory.

## BALTIMORE RAVENS (Head Coach: John Harbaugh)

### OFFENSE

WR	82	T. Smith
WR	12	J. Jones
LT	60	E. Monroe
LG	68	A. Shipley
C	66	G. Gradkowski
RG	73	M. Yanda
RT	74	M. Oher
TE	88	D. Pitta
QB	5	J. Flacco
WR	14	M. Brown
RB	27	R. Rice

### DEFENSE

NT	92	H. Ngata
DE	99	C. Canty
CB	24	C. Graham
RUSH	55	T. Suggs
WILL	53	J. McClain
MIKE	51	D. Smith
SAM	91	C. Upshaw
LCB	21	L. Webb
FS	26	M. Elam
SS	32	J. Ihedigbo
RCB	22	J. Smith

## CINCINNATI BENGALS (Head Coach: Marvin Lewis)

### OFFENSE

WR	12	M. Sanu
LT	73	A. Collins
LG	77	A. Whitworth
C	64	K. Cook
RG	68	K. Zeitler
RT	71	An. Smith
WR	82	M. Jones
WR	11	D. Sanzenbacher
WR	18	A. Green
QB	14	A. Dalton
HB	42	B. Green-Ellis

### DEFENSE

LDE	96	C. Dunlap
NT	94	D. Peko
DT	98	B. Thompson
RDE	93	M. Johnson
LB	58	R. Mauluga
LB	55	V. Burfict
DB	32	C. Crocker
LCB	27	D. Kirkpatrick
RCB	24	A. Jones
SS	43	G. Iloka
FS	20	R. Nelson

## GAME SUMMARY

	1	2	3	4	OT	TOTAL	FIELD GOALS (MADE) & MISSED
BALTIMORE	6	0	11	0	0	17	J. Tucker (38, 22, 34)
CINCINNATI	7	10	0	17	0	34	M. Nugent (39, 38)

TEAM	QTR	TIME	PLAY DESCRIPTION (extra point)	DRIVE	SCORE
Ravens	1	13:48	J. Tucker 38 yd. Field Goal	4-1, 0:54	3-0
Ravens	1	2:26	J. Tucker 22 yd. Field Goal	12-61, 6:37	6-0
Bengals	1	0:17	A. Green 53 yd. pass from A. Dalton (M. Nugent kick)	4-78, 2:09	6-7
Bengals	2	6:36	M. Nugent 39 yd. Field Goal	7-22, 2:17	6-10
Bengals	2	1:51	M. Jones 16 yd. pass from A. Dalton (M. Nugent kick)	5-52, 2:50	6-17
Ravens	3	9:30	J. Tucker 34 yd. Field Goal	7-31, 2:44	9-17
Ravens	3	5:13	M. Brown 8 yd. pass from J. Flacco (R. Rice run)	6-40, 2:21	17-17
Bengals	4	13:29	A. Dalton 1 yd. run (M. Nugent kick)	12-90, 6:44	17-24
Bengals	4	12:19	M. Nugent 38 yd. Field Goal	4-0, 0:57	17-27
Bengals	4	4:07	D. Kirkpatrick 21 yd. interception return (M. Nugent kick)		17-34

**OFFICIALS** – Referee: Scott Green (19), Umpire: Bruce Stritesky (102), Head Linesman: Tom Stabile (24), Line Judge: Michael Spanier (90), Side Judge: Larry Rose (128), Field Judge: Boris Cheek (41), Back Judge: Scott Helverson (93)

## TEAM STATISTICS

	RAVENS	BENGALS
First Downs	17 (2-12-3)	21 (7-12-2)
Third Downs	4-15 (27%)	7-13 (54%)
Fourth Downs	0-2 (0%)	0-0 (0%)
Total Net Yards	222	392
Plays – Average	66-3.4	66-5.9
Net Yds Rushing	47	111
Rushes – Average	14-3.4	30-3.7
Net Yards Passing	175	281
Att. – Yds Lost – Gross Pass.	2-17-192	0-0-281
Passes Att. – Comp. – INT	50-30-3	36-21-4
Red Zone	1-4 (25%)	2-3 (67%)
Goal-to-Go	0-2 (0%)	1-2 (50%)
Punts – Avg.	6-47.5	3-36.0
Penalties – Yards	6-56	10-76
Fumbles – Lost	0-0	1-0
Time of Possession	26:03	33:57

## INDIVIDUAL STATISTICS

RAVENS										BENGALS															
<b>RUSHING</b>					ATT	YDS	AVG	LG	TD	<b>RUSHING</b>					ATT	YDS	AVG	LG	TD						
B. Pierce					5	28	5.6	14	0	B. Green-Ellis					11	66	6.0	12	0						
R. Rice					6	15	2.5	5	0	A. Dalton					6	23	3.8	9	1						
B. Scott					2	3	1.5	2	0	G. Bernard					13	22	1.7	7	0						
J. Flacco					1	1	1.0	1	0	<b>Total</b>					<b>30</b>	<b>111</b>	<b>3.7</b>	<b>12</b>	<b>1</b>						
<b>Total</b>					<b>14</b>	<b>47</b>	<b>3.4</b>	<b>14</b>	<b>0</b>	<b>PASSING</b>					ATT	CMP	YDS	SK/YD	TD	LG	IN	RT			
J. Flacco					50	30	192	2/17	1	14	3	49.8	A. Dalton					36	21	281	0/0	2	53	4	62.2
<b>Total</b>					<b>50</b>	<b>30</b>	<b>192</b>	<b>2/17</b>	<b>1</b>	<b>14</b>	<b>3</b>	<b>49.8</b>	<b>Total</b>					<b>36</b>	<b>21</b>	<b>281</b>	<b>0/0</b>	<b>2</b>	<b>53</b>	<b>4</b>	<b>62.2</b>
<b>RECEIVING</b>					REC	YDS	AVG	LG	TD	<b>RECEIVING</b>					REC	YDS	AVG	LG	TD						
D. Pitta					8	63	7.9	11	0	M. Jones					5	61	12.2	17	1						
R. Rice					7	35	5.0	9	0	G. Bernard					5	51	10.2	27	0						
M. Brown					5	30	6.0	9	1	A. Green					4	61	15.3	53	1						
B. Pierce					4	18	4.5	8	0	A. Hawkins					3	74	24.7	38	0						
T. Smith					3	27	9.0	14	0	M. Sanu					1	12	12.0	12	0						
J. Jones					1	11	11.0	11	0	O. Charles					1	8	8.0	8	0						
B. Scott					1	8	8.0	8	0	D. Sanzenbacher					1	7	7.0	7	0						
T. Doss					1	0	0.0	0	0	Al. Smith					1	7	7.0	7	0						
<b>Total</b>					<b>30</b>	<b>192</b>	<b>6.4</b>	<b>14</b>	<b>1</b>	<b>Total</b>					<b>21</b>	<b>281</b>	<b>13.4</b>	<b>53</b>	<b>2</b>						
<b>INTERCEPTIONS</b>					NO	YDS	AVG	LG	TD	<b>INTERCEPTIONS</b>					NO	YDS	AVG	LG	TD						
C. Graham					1	28	28.0	28	0	D. Kirkpatrick					2	21	10.5	21	1						
L. Webb					1	19	19.0	19	0	C. Crocker					1	9	9.0	9	0						
J. Ihedigbo					1	8	8.0	8	0	<b>Total</b>					<b>3</b>	<b>30</b>	<b>10.0</b>	<b>21</b>	<b>1</b>						
J. Smith					1	0	0.0	0	0	<b>SACKS</b>					C. Crocker 1-9, M. Johnson .5-4, M. Hunt .5-4										
<b>Total</b>					<b>4</b>	<b>55</b>	<b>13.8</b>	<b>28</b>	<b>0</b>	<b>TACKLES (TOP 3)</b>					M. Elam 10 (7 solo), J. McClain 8 (4 solo), J. Ihedigbo 7 (5 solo), H. Ngata 7 (5 solo)										
<b>SACKS</b>					None					<b>TACKLES (TOP 3)</b>					V. Burfict 14 (9 solo), D. Kirkpatrick 9 (4 solo), D. Peko 8 (4 solo)										



# 2013 NFL RANKINGS



	OFFENSE			DEFENSE		
	TOTAL	RUSH	PASS	TOTAL	RUSH	PASS
Arizona Cardinals	12	23	13	6	*1	14
Atlanta Falcons	14	32	7	27t	31	21
<b>BALTIMORE RAVENS</b>	<b>29</b>	<b>30</b>	<b>18</b>	<b>12</b>	<b>11</b>	<b>12</b>
Buffalo Bills	19	2	28	10	28	4
Carolina Panthers	26	11	29	2	2	6
Chicago Bears	8	16	5	30	32	15
Cincinnati Bengals	10	18	8	3	5	5
Cleveland Browns	18	27t	11	9	18	8
Dallas Cowboys	16	24	14	32	27	30
Denver Broncos	*1	15	*1	19	7t	27
Detroit Lions	6	17	3	16	6	23
Green Bay Packers	3	7	6	25	25	24
Houston Texans	11	20t	15	7	23	3
Indianapolis Colts	15	20t	17	20	26	13
Jacksonville Jaguars	31	31	22	27t	29	25t
Kansas City Chiefs	21	10	24t	24	22	25t
Miami Dolphins	27	26	20	21	24	16
Minnesota Vikings	13	8	23	31	16	31
New England Patriots	7	9	10	26	30	18
New Orleans Saints	4	25	2	4	19	2
New York Giants	28	29	19	8	14	10
New York Jets	25	6	31	11	3	22
Oakland Raiders	23	12	24t	22	13	28
Philadelphia Eagles	2	*1	9	29	10	32
Pittsburgh Steelers	20	27t	12	13	21	9
St. Louis Rams	30	19	27	15	9	19
San Diego Chargers	5	13	4	23	12	29
San Francisco 49ers	24	3	30	5	4	7
Seattle Seahawks	17	4	26	*1	7t	*1
Tampa Bay Buccaneers	32	22	32	17	15	17
Tennessee Titans	22	14	21	14	20	11
Washington Redskins	9	5	16	18	17	20

\*NFL leader



## RAVENS TOP 2013 NFL RANKINGS

### OFFENSE

- QB Joe Flacco ranked sixth (third in AFC) in attempts (614)
- QB Joe Flacco ranked sixth in AFC in 25-plus-yard completions (27)
- QB Joe Flacco ranked seventh in AFC in passing yards (3,912)
- WR Torrey Smith ranked second in the AFC (fifth in NFL) in yards per reception (17.4)
- WR Torrey Smith ranked third in the AFC (t-seventh in NFL) in 25-plus-yard receptions (13)

### DEFENSE

- CB Lardarius Webb ranked second in NFL in passes defended (22)
- LB Daryl Smith ranked t-fifth in the AFC (t-sixth in NFL) in passes defended (18)
- LB Daryl Smith ranked ninth in the AFC in total tackles (123)

### SPECIAL TEAMS

- Baltimore ranked second in the NFL in punt return yardage (609)
- Baltimore ranked sixth in the NFL in kickoff return yardage (1,163)
- K Justin Tucker ranked t-first in the NFL in field goals made (38)
- K Justin Tucker ranked t-first in the NFL in 50-plus-yard FGs made (6)
- K Justin Tucker ranked t-sixth in the NFL in FG percentage (92.7)
- K Justin Tucker ranked t-sixth in the NFL in points (140)
- P Sam Koch ranked third in the NFL in punts (90)
- P Sam Koch ranked fifth in the NFL in punting yards (4,138)
- WR/RS Jacoby Jones ranked fourth in the NFL in KOR average (28.8)
- WR/RS Jacoby Jones ranked sixth in the NFL in KOR yardage (892)
- WR/RS Jacoby Jones ranked seventh in the NFL in kickoff returns (31)





# 2013 NFL STANDINGS



## AMERICAN FOOTBALL CONFERENCE

NORTH							EAST						
	W	L	T	PCT.	PF	PA		W	L	T	PCT.	PF	PA
z-Cincinnati	11	5	0	.688	430	305	z-New England	12	4	0	.750	444	338
Pittsburgh	8	8	0	.500	379	370	New York Jets	8	8	0	.500	290	387
<b>Baltimore</b>	<b>8</b>	<b>8</b>	<b>0</b>	<b>.500</b>	<b>320</b>	<b>352</b>	Miami	8	8	0	.500	317	335
Cleveland	4	12	0	.250	308	406	Buffalo	6	10	0	.375	339	388



SOUTH							WEST						
	W	L	T	PCT.	PF	PA		W	L	T	PCT.	PF	PA
z-Indianapolis	11	5	0	.688	391	336	*-Denver	13	3	0	.813	606	399
Tennessee	7	9	0	.438	362	381	y-Kansas City	11	5	0	.688	430	305
Jacksonville	4	12	0	.250	247	449	y-San Diego	9	7	0	.563	396	348
Houston	2	14	0	.125	276	428	Oakland	4	12	0	.250	322	453

## NATIONAL FOOTBALL CONFERENCE

NORTH							EAST						
	W	L	T	PCT.	PF	PA		W	L	T	PCT.	PF	PA
z-Green Bay	8	7	1	.531	417	428	z-Philadelphia	10	6	0	.625	442	382
Chicago	8	8	0	.500	445	478	Dallas	8	8	0	.500	439	432
Detroit	7	9	0	.438	395	376	New York Giants	7	9	0	.438	294	383
Minnesota	5	10	1	.344	391	480	Washington	3	13	0	.188	334	478



SOUTH							WEST						
	W	L	T	PCT.	PF	PA		W	L	T	PCT.	PF	PA
z-Carolina	12	4	0	.750	366	241	*-Seattle	13	3	0	.813	417	231
y-New Orleans	11	5	0	.688	414	304	y-San Francisco	12	4	0	.750	406	272
Atlanta	4	12	0	.250	353	443	Arizona	10	6	0	.625	379	324
Tampa Bay	4	12	0	.250	288	389	St. Louis	7	9	0	.438	348	364

z-Clinched division y-Wild Card

\*-Clinched division & homefield advantage

## 2013 NFL POSTSEASON

### AFC

#### Wild Card Playoff Games

Kansas City (44) at Indianapolis (45)  
San Diego (27) at Cincinnati (10)

#### Divisional Playoff Games

Indianapolis (22) at New England (43)  
San Diego (17) at Denver (24)

#### Championship Game

New England (16) at Denver (26)

### NFC

#### Wild Card Playoff Games

New Orleans (26) at Philadelphia (24)  
San Francisco (23) at Green Bay (20)

#### Divisional Playoff Games

New Orleans (15) at Seattle (23)  
San Francisco (23) at Carolina (10)

#### Championship Game

San Francisco (17) at Seattle (23)



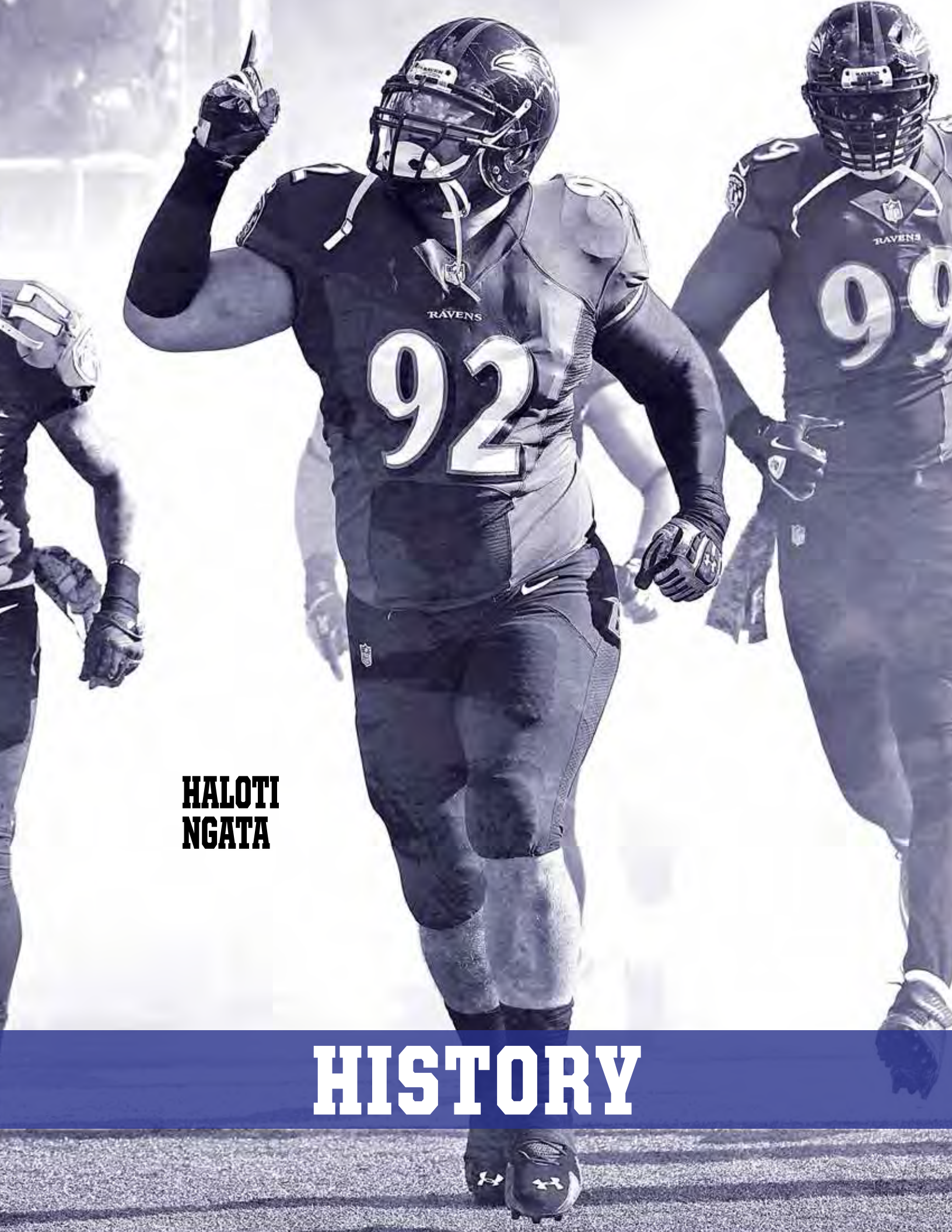
Super Bowl XLVIII at MetLife Stadium • East Rutherford, New Jersey

Seattle (NFC) 43, Denver (AFC) 8

NFL Pro Bowl at Aloha Stadium • Honolulu, Hawaii

Team Rice 22, Team Sanders 21






**HALOTI  
NGATA**

# **HISTORY**



**STEVE  
BISCIOTTI**







# SUPER BOWL XLVII CHAMPIONS



An emotionally-charged and thrilling six weeks kicked off the Baltimore Ravens' 2012 campaign. Despite playing their first four games in an 18-day span, the Ravens produced a 5-1 record, marking the best start ever under John Harbaugh. Highlighted by a season-opening victory on Monday Night Football against division foe Cincinnati and an exhilarating, last-second

triumph over AFC rival New England, the Ravens immediately demonstrated the type of heart and resolve that would allow them to conquer anything in an NFL season.

Climbing to 9-2, Baltimore tied (2006) the best record to begin a season in franchise history. Following their bye week, the battle-tested Ravens won four-straight games – three of which occurred in hostile road clashes. Though a rash of injuries to key contributors left them shorthanded, the Ravens remained relentless and emerged victorious in hard-fought contests at Cleveland and Pittsburgh. Baltimore's grit was never more on display than in Week 12 at San Diego, when Ray Rice converted a fourth-and-29 catch – later voted "NFL Play of the Year" – to send the game into overtime and help capture the comeback win.

While able to secure the AFC North Title with a decisive victory over the New York Giants in Week 16, the Ravens closed out the regular season by dropping four of their last five games. This stretch included three-consecutive

defeats – two by three points – to begin December, all against emerging playoff contenders. Many outsiders perceived the run of losses to be Baltimore's late-season demise, but the Ravens felt otherwise. As each wintry week passed, the team's resilient chemistry never faded, nor did its genuine belief that the best was yet to come.

On NFL Wild Card weekend, before a sellout M&T Bank Stadium crowd that celebrated and saluted Ray Lewis in his final home game, Baltimore pummeled the Colts, 24-9, kick-starting an incredible playoff run. Holding Indy without a touchdown, the Ravens' defense was led by Lewis, who returned to action for the first time since tearing his triceps in Week 6.

"I think we're all appreciative, grateful for the opportunity to be here and to witness this historic moment in sports," head coach John Harbaugh said after the win. "And, it wasn't just about one guy [Lewis]. Nobody understands it more than the one guy we're talking about. It was about a team. It was about a city, a fan base, a great sport, about a great career."

Fresh off the emotional victory over Indianapolis, Baltimore traveled to No. 1 seed Denver for a Divisional Playoff. Riding an 11-game winning streak, the heavily-favored Broncos had beaten the Ravens, 34-17, in Charm City just four weeks prior.

But despite its underdog status, Baltimore approached the game with the brazen attitude of a champion. It was a boldness reinforced by strength gained while facing adversity throughout the season. It was also a resiliency the team had developed and a brotherhood that leaders such as Harbaugh, Lewis, Terrell Suggs, Joe Flacco and Rice had cultivated from Day One.



LB Ray Lewis emerges from the M&T Bank Stadium tunnel for the final home intro of his career prior to the Wild Card win over Indianapolis (1/6/13).



WR Jacoby Jones secures QB Joe Flacco's deep pass, connecting for a 70-yard TD to send the Divisional Playoff at Denver (1/12/13) into overtime.



# SUPER BOWL XLVII CHAMPIONS



RB Ray Rice darts into the end zone, scoring the Ravens' first touchdown of their 28-13 win in the AFC Championship at New England (1/20/13).

In what became the fourth-longest game (4:11) in NFL history, the Ravens outlasted the Broncos, 38-35, in double OT, producing an electrifying victory-turned instant classic.

Facing third-and-three with 31 seconds remaining in regulation, Flacco found Jacoby Jones, who had blazed past defenders down the right sideline, to manufacture an improbable 70-yard touchdown bomb. The crowd-silencing connection cut the deficit to 1, with Justin Tucker then quickly tying the game at 35 to force overtime. Near the end of the extra period, Corey Graham intercepted Peyton Manning, ultimately setting up a 47-yard game-winning field goal by Tucker in double OT and sealing the Ravens' 38-35 win.

"Thanks for bearing witness to one of the greatest football games you're ever going to see," stated Harbaugh after the victory, which sent Baltimore to the AFC Championship for a second-straight season and third time in five years. "That football game did the game of football proud."

Next up was an AFC Title bout with the No. 2 seed Patriots, who just 12 months prior had knocked out Baltimore in the exact same setting. Though the Ravens' hearts were battered following the 2011 playoff loss, the defeat served as an influential lesson and a unifying force. It was an outcome that simultaneously marked the bitter end of a poignant journey, but also some inspiration for a determined 2012 Ravens team.

All season long, as they grinded away for a chance to finish what they had started the year before, the Ravens got what they wanted. And this time, they didn't disappoint.

The Patriots, who owned the NFL's No. 1-ranked and highest-scoring offense, were shut out in the second half by a dominant Ravens' defense that found ways to constantly frazzle Tom Brady and pummel a normally-potent New England attack. In defeating favored New England, 28-13, Baltimore clinched an appearance in Super Bowl XLVII, seizing the franchise's second-ever conference championship.

"Congratulations to our players, to our coaches," Harbaugh said after the win. "[Tonight] was about a football team playing really good football in one of the biggest moments that football has to offer, and that's what I am so proud of as a football coach."

On Feb. 3, 2013, the AFC Champion Baltimore Ravens battled the NFC Champion San Francisco 49ers in Super Bowl XLVII. It was the first time in NFL history that two brothers, John and Jim Harbaugh, faced each other as head coaches in a championship game.

"We've seen it all this year," Harbaugh stated before the game. "We've had injuries; we've had adversity; we've had exhilaration; we've had great moments. That's what a season is made of. The team that navigates all these things the best, in the end, will be the one true champion."

And in the end, no team navigated its voyage better than the 2012 Ravens. In what would become a timeless NFL masterpiece – one bursting with drama at every turn – Baltimore defeated San Francisco, 34-31, becoming the NFL's one true champion.

After taking an early 28-6 lead, the Ravens produced a valiant goal-line stand to clinch their second Super Bowl title. Overcoming a feverish 49ers' second-half comeback and a 34-minute power outage in the third quarter, Baltimore started fast and finished strong, all while entertaining millions of spectators around the globe.

Spurred by Flacco, who was named the game's MVP after completing 22 of 33 passes for 287 yards and three touchdowns, the Ravens capped a remarkable journey – one that will forever live in football lore.

"We've got a lot of resolve. That's why we won the game," stated Harbaugh, who with the victory set an NFL record for most playoff wins (nine) in a head coach's first five seasons. "It wasn't perfect, it wasn't pretty, but it was us."




John Harbaugh hoists the Lombardi Trophy following the Ravens' thrilling 34-31 victory over San Francisco in Super Bowl XLVII (2/3/13).





# SUPER BOWL XXXV CHAMPIONS



The young and brash Baltimore Ravens began the 2000 NFL season talking playoffs and ending the year as World Champions, thanks to one of the most dominant defenses in pro football history.

The Ravens' Super Journey began with an ominous regular season schedule that included five road games in seven weeks. In the middle of it all was a five-game streak without a touchdown.

Thankfully, the drought never divided the team.

The race toward the Lombardi Trophy was not without its hurdles: Ray Lewis rebounded from a trying offseason; Trent Dilfer, now a Raven, returned to Tampa Bay for the Super Bowl; an emotional Jermaine Lewis dedicated a superb performance to the memory of his stillborn son. Still, the team rallied the season, and it made the hard-fought victory that much sweeter.

The journey was about the coming of age for talented young players like Jamal Lewis, Chris McAlister and Duane Starks. It also belonged to tough veterans like Rod Woodson, Ray Lewis, Rob Burnett, Shannon Sharpe, Matt Stover, Michael McCrary and Jonathan Ogden.

And the journey also belonged to the fans of Baltimore. The fans numbered in the thousands at the downtown sendoff at Harbor Place. Banners and promises hung in the air, and none would be broken.

While the hometown fans would celebrate with seven-straight days of purple pride, the team took off for Tampa for a week of preparation before the ultimate contest. On Sunday, Jan. 28, 2001, the Ravens kept their promise and defeated the New York Giants, 34-7.

Ray Lewis earned Super Bowl XXXV MVP honors, as well as Defensive Player of the Year. The Ravens tied a Super Bowl record with four INTs, and they were only the third team in NFL history to not commit a turnover in a Super Bowl. Most exciting new record? Perhaps three successive scores on three seesaw plays. The back-to-back kickoff returns for TDs were yet another new record.

Following the game, owner Art Modell lifted the Lombardi Trophy in the air and said: "To the people of Baltimore City, Baltimore County and the State of Maryland, this belongs to you. From the bottom of my heart, thank you."

When the Ravens flew home on that beautiful, blue-sky Monday after the Super Bowl, they heard about the parade scheduled in their honor for the next day. The icy downpour that Tuesday phased no one. Hundreds of thousands of fans ignored the rain and cold and waited for their heroes to ride by on Baltimore's crowded city streets.

Later, the entire organization was invited to the White House in June to meet President George W. Bush.

**Francine Lubera and Kevin Byrne of the Ravens' public relations office chronicled the run to the Super Bowl in the book "Super Journey: Diary of the Ravens World Championship Season" (above left), published in July of 2001.**





# BALTIMORE FOOTBALL HISTORY

## COLTS HISTORY

**12/28/46** - Baltimore awarded bankrupt Miami Seahawks franchise of the All-America Football Conference. Re-named Colts via a fan contest.

**12/8/49** - AAFC/NFL reached merger agreement. Colts entered the NFL for 1950 season.

**12/19/50** - Colts finished 1-11 in their first NFL season with a 15-14 loss to the New York Yanks at Yankee Stadium. The Yanks later became the Baltimore Colts.

**1/18/51** - Franchise withdrew from league and received \$50,000 for players by the NFL.

**1951-52** - No Colts team existed.

**12/3/52** - Commissioner Bert Bell challenged Baltimore to sell 15,000 tickets in six weeks to re-enter NFL. The ticket drive reached its quota in four weeks, three days.

**10/1/53** - Carroll Rosenbloom headed an ownership group and Baltimore was awarded the Dallas Texans' franchise.

**12/28/58** - Colts defeated NYG, 23-17, at Yankee Stadium for World Championship. That game sparked the emergence of the NFL as a televised sports giant.

**12/27/59** - The Colts won their second-straight World Championship over Giants, in Baltimore, 31-16.

**1/8/63** - Don Shula replaced Weeb Ewbank as head coach.

**12/27/64** - Browns beat Colts, 27-0, in Cleveland for NFL title. Art Modell wins first title.

**6/8/66** - NFL and AFL announced plans to merge in 1970. Colts, Browns and Steelers later joined AFC in NFL's realignment.

**1/12/69** - Jets defeated Colts, 16-7, in Super Bowl III at Orange Bowl after Joe Namath guaranteed a New York victory.

**3/3/70** - Don Shula resigned to become head coach of Miami Dolphins.

**1/17/71** - Jim O'Brien kicked 32-yard FG with five seconds left as Colts won Super Bowl V vs. Dallas, 16-13, in first AFC-NFC Super Bowl.

**7/26/72** - Robert Irsay traded the L.A. Rams to Carroll Rosenbloom for the Colts.

**1/15/75** - Ted Marchibroda named head coach.

**4/26/83** - Colts selected John Elway with No. 1 pick in NFL draft, but traded him to Denver for T Chris Hinton, QB Mark Herrmann and Denver's top pick in 1984.

**12/18/83** - In the last NFL regular season game in Memorial Stadium (until 1996), the Colts beat the Oilers, 20-10. TE Pat Beach scored the last TD on 12-yard pass from QB Mike Pagel.

**3/28/84** - Colts franchise relocated to Indianapolis.

## RAVENS HISTORY

### 1995

**11/6** - Cleveland Browns announced intention to move to Baltimore for 1996 season.

### 1996

**2/9** - NFL approved franchise move.

**2/15** - Ted Marchibroda was named the Ravens' first head coach 21 years and one month to the day he was hired by the Baltimore Colts in 1975.

**3/29** - Baltimore's NFL franchise was officially named "Ravens" after a *Baltimore Sun* telephone poll received a record number of calls supporting the name.

**4/1** - The Ravens opened their first Owings Mills training facility with start of offseason program.

**6/5** - The new Ravens' logo, colors and uniforms were unveiled in a fashion show at Harborplace in downtown Baltimore.

**6/14** - Ravens sold over 50,000 season tickets in 14 days.

**9/1** - The Ravens' first-ever regular season game was played before 64,124 fans at Memorial Stadium, the largest crowd in Baltimore professional sports history. QB Vinny Testaverde scored the first TD on a 9-yard run to propel the Ravens to a 19-14 win over the Raiders.

**12/22** - The Ravens concluded their inaugural season with a 4-12 record following a 24-21 loss to the Houston Oilers. The Ravens were 4-4 at home, and 0-8 on the road. The team sold out all 10 home games, including the two preseason games. Baltimore held a second-half lead in 10 of its 11 final games, but won only two. QB Vinny Testaverde was voted to the Pro Bowl after throwing for 4,177 yards and 33 TDs. WRs Michael Jackson and Derrick Alexander both eclipsed the 1,000-yard receiving mark and combined for 23 TDs.

### 1997

**3/18** - The Ravens and Western Maryland College (now McDaniel College) entered into a five-year agreement to hold training camp at the Westminster, MD, campus.

**12/14** - Baltimore defeated Tennessee, 21-19, in the final game at Memorial Stadium. Of the 16 regular season games played by the Ravens at Memorial Stadium, 13 were televised and all were sold out.

**12/21** - Baltimore dropped a 16-14 game at Cincinnati to finish the season 6-9-1. T Jonathan Ogden was named consensus All-Pro and voted as a starter to the Pro Bowl. LB Ray Lewis led the NFL in tackles with 210 and was voted first alternate to the Pro Bowl, then selected as a "needs" player by coach Bill Cowher.

### 1998

**2/14** - The Ravens traded for QB Jim Harbaugh (from Ind.), the first of several key offseason acquisitions, including

# RAVENS HISTORY

RB Errict Rhett (2/17), FB Roosevelt Potts (2/24) and CB Rod Woodson (2/25).

**9/5** - The new NFL Stadium at Camden Yards (later named PSINet Stadium) was the backdrop for an opening gala that included fireworks, a Stevie Wonder - Baltimore Symphony Orchestra concert and a spectacular laser show.

**9/6** - The Ravens opened their new NFL Stadium in downtown Baltimore before a host of dignitaries, a packed house and the Steelers. The Ravens lost, 20-13.

**12/28** - After a 6-10 finish, the Ravens did not renew Ted Marchibroda's contract. Six Ravens represented the AFC in the Pro Bowl: LB Peter Boulware, WR/RS Jermaine Lewis, LB Ray Lewis, DE Michael McCrary, T Jonathan Ogden and S Bennie Thompson (special teamer).

## 1999

**1/19** - Brian Billick became the second head coach in Ravens history when he accepted a six-year contract from owner Art Modell. Billick, the highly successful offensive coordinator for Minnesota, directed a Vikings' attack that set a variety of NFL and team records, including the league's single-season scoring mark of 556 points in 1998.

**1/26** - PSINet Inc., the first and largest independent commercial Internet provider, announced a 20-year partnership to develop a global network for the Ravens. Under the agreement, the new facility was named PSINet Stadium.

**1/30** - Ravens executive vice president of player personnel Ozzie Newsome was selected for induction into the Pro Football Hall of Fame, along with Lawrence Taylor, Eric Dickerson, Tom Mack and Billy Shaw. Newsome was the NFL's all-time leading tight end in pass receptions until Shannon Sharpe eclipsed the record in 2001.

**9/12** - Brian Billick's debut as head coach was spoiled in the regular season opener, as St. Louis defeated the Ravens, 27-10, in the TransWorld Dome. QB Kurt Warner had his first NFL start.

**12/26** - The Ravens recorded their first-ever shutout, a 22-0 win over Cincinnati. The victory completed a perfect December and gave the Ravens a franchise-high eight victories. Five players (LB Peter Boulware, LB Ray Lewis, DE Michael McCrary, T Jonathan Ogden and S Rod Woodson) were named to the Pro Bowl. The Ravens' defense finished second in the NFL, and in the team's 6-3 finish, Baltimore outscored opponents, 324-277.

## 2000

**2/22** - The Ravens signed seven-time Pro Bowl TE Shannon Sharpe, an unrestricted free agent who had starred for 10 years with the Denver Broncos. Sharpe caught 552 passes for 6,983 yards and 44 TDs for Denver.

**3/27** - NFL owners approved the sale of 49% of the Ravens to Anne Arundel County (MD) business executive Steve Bisciotti. In it, Bisciotti had an option to purchase the

remaining 51% for \$325 million in 2004.

**SEPT.** - The Ravens opened the 2000 season with a 16-0 win at Pittsburgh in their last visit to Three Rivers Stadium on 9/3. They won three of their first four games, including a dramatic 39-36 win over Jacksonville (their first win over the Jaguars) and a 37-0 shutout over Cincinnati.

**OCT.** - Baltimore finished October at 2-3, and did not score a TD during the month. Trent Dilfer replaced Tony Banks at QB on 10/29 vs Pittsburgh.


**NOV./DEC.** - Baltimore won its final seven regular season games by a combined score of 193-63. On 11/26, Earnest Byner was the first inductee to the Ravens' Ring of Honor (Ravens won 44-7 vs. Cleveland). On 12/10, Art Modell was honored in pre-game ceremonies for his 40 years of ownership. That day, the Ravens earned their first playoff berth, defeating San Diego, 24-3.

**12/24** - The Ravens' defense set a 16-game record by allowing only 165 total points. Baltimore also set an NFL record by allowing only 970 yards rushing. The Ravens finished 12-4 after beating the New York Jets, 34-20, on Christmas Eve. Rookie RB Jamal Lewis rushed for a team-record 1,364 yards in 2000.

**12/31** - The Ravens defeated the Denver Broncos, 21-3, in an AFC Wild Card Playoff Game at PSINet Stadium, the first home playoff game in Baltimore since 1977. Jamal Lewis rushed for 110 yards on 30 carries and scored twice, while the defense allowed Denver's rushing attack only 42 yards on the ground.

## 2001

**1/2** - LB Ray Lewis won NFL Defensive Player of the Year honors from *The Associated Press*.



LB Ray Lewis was named the 2000 NFL Defensive Player of the Year and Super Bowl XXXV MVP after the Ravens' win (34-7) over the New York Giants.

# RAVENS HISTORY

**1/7** - The Ravens scored 14 fourth quarter points to defeat Tennessee, 24-10, at Adelphia Coliseum to advance to the AFC Championship. The go-ahead TD was a 90-yard return by Anthony Mitchell off a blocked FG; then Ray Lewis scored on a 50-yard INT return to seal the win.

**1/14** - The Ravens traveled to Oakland and defeated the Raiders, 16-3, in the AFC Championship game to advance to Super Bowl XXXV. TE Shannon Sharpe scored on an NFL postseason-record 96-yard pass from Trent Dilfer. The Ravens limited the Raiders to 24 rushing yards.

**1/28** - The Ravens defeated the New York Giants, 34-7, to capture their first World Championship in Super Bowl XXXV, played at Raymond James Stadium in Tampa, FL. Ray Lewis was named Super Bowl MVP and only Ron Dixon's 97-yard KOR for a TD averted a shutout against the Giants. A Super Bowl record was set when three TDs were scored in a span of 36 seconds, including Duane Starks' 49-yard INT return and Jermaine Lewis' 84-yard KOR.

**1/30** - Over 200,000 people turned out on a cold, rainy day to attend the Baltimore Ravens' Victory Parade.

**JULY/AUG.** - The Ravens opened training camp as defending World Champions with the entire nation watching, as HBO's Hard Knocks: Training Camp with the Baltimore Ravens debuted with the Ravens as the featured team.

**9/9** - The Ravens won their 12th-consecutive game and second-consecutive opener with a 17-6 win over the Chicago Bears at PSINet Stadium. On 9/11, the World Trade Center collapsed and the Pentagon was hit, following terrorist attacks.

**10/21** - Matt Stover broke the NFL record for most consecutive games with a FG, snapping Fred Cox's old mark of 31, when he booted two three-pointers in a 24-14 loss to the Browns at Cleveland Browns Stadium. Stover's streak ended at 38 games with a missed FGA on 12/16 vs. Pittsburgh.

**11/18** - TE Shannon Sharpe became the NFL's all-time leading pass-catching TE (surpassing Ravens executive VP and GM Ozzie Newsome's mark of 662), when Sharpe caught a 29-yard pass on the fifth play of the game vs. the Cleveland Browns. He finished the 2001 season with 692 career receptions for 8,604 yards, both then-all-time NFL highs for a TE.

**12/2** - S Rod Woodson set an NFL record by returning a Peyton Manning INT 47 yards for a TD, his 10th career TD on an INT return, in a 39-27 win over Indy. Woodson's TD snapped a tie with Ken Houston (nine career INT-TDs).

**12/23** - Corey Dillon of the Bengals rushed for 127 yards, snapping the Ravens' streak of 50 games (including playoffs) of not allowing a 100-yard rusher, the longest streak since the 1989-1992 Eagles had a 53-game streak. The Ravens scored their third consecutive home shutout over the Bengals (16-0), the first time in 24 years (1975-77, Oakland over San Diego) that a team had three straight home shutouts over the same opponent.

## 2002

**1/2** - Six Ravens from the 2001 season were selected to play in the Pro Bowl, tying the team mark set in 1998. Selected were LB Ray Lewis, T Jonathan Ogden, DT Sam Adams, RS Jermaine Lewis, TE Shannon Sharpe and S Rod Woodson.

**1/7** - The Ravens played a postponed regular season game against Minnesota at Ravens Stadium and defeated the Vikings, 19-3, allowing Baltimore to advance to the playoffs. The game had been scheduled for Monday, 9/17, but was re-scheduled because of the 9/11 terrorist attacks on the United States. The victory gave the Ravens a 10-6 record and clinched a Wild Card spot as the AFC's fifth seed. LB Peter Boulware set a team record with four sacks vs. the Vikings to finish as the AFC's leading sacker with 15.

**1/13** - The Baltimore Ravens traveled to Miami and defeated the Dolphins, 20-3, in an AFC Wild Card Playoff game. Baltimore set a playoff team record with 226 rushing yards on 50 carries. The Ravens became the first team in NFL history to win its first five playoff games. Only Joe Gibbs, who won his first six playoff games, surpassed Brian Billick's mark of five (tied with Tom Flores).

**1/20** - After five-consecutive playoff wins (including the Super Bowl run in 2000), the Ravens were stopped at Heinz Field with a 27-10 loss to the Pittsburgh Steelers in the AFC Divisional Playoff game. The Steelers jumped to a 20-0 first-half lead and stifled Baltimore's offense. Baltimore's only TD came when RS Jermaine Lewis set an NFL playoff record with an 88-yard punt return for a score in the third quarter.

**5/15** - The Ravens and McDaniel College (formerly Western Maryland College) announced a three-year contract extension to keep Ravens training camp in Westminster, MD through the 2004 season.

**9/8** - With the youngest team in NFL history (19 first-year players), the Ravens dropped their first two games at Carolina (10-7) and at home (9/15) vs. the Buccaneers (25-0). A moving tribute was paid to Hall of Famer Johnny Unitas prior to the game, and QB Chris Redman, a close friend and admirer, wore black hightops in honor of his hero. Johnny Unitas passed away on 9/11.

**9/30** - Chris McAlister ran into the NFL record books against Denver. With one second remaining in the first half, Broncos K Jason Elam's FGA was short. McAlister caught it in the end zone and returned it 107 yards for a TD – the then-longest play of any kind in league history. The previous record was 106 yards (3 KORs), last accomplished by Roy Green in 1979. Baltimore won 34-23. S Ed Reed blocked the first punt in Ravens history, leading to the Ravens' second TD of the second quarter against the Broncos.

**10/20** - Johnny Unitas and seven of his Hall of Fame Colts teammates were enshrined into the Ring of Honor at Ravens Stadium in front of a sellout crowd of 69,173 fans. Enshrined with Unitas were: WR Raymond Berry, RB Lenny Moore, DT



# RAVENS HISTORY

Art Donovan, DE Gino Marchetti, TE John Mackey, OT Jim Parker and LB Ted Hendricks. A bronze statue of Unitas' likeness was sculpted by local Baltimore artist Frederick Kail and dedicated at Gate A, newly-named Unitas Plaza. In a joint effort, the Baltimore Ravens, Art Modell, the Steve Bisciotti family, and others commissioned the project.

**12/29** - The Ravens lost their final game of the season at Pittsburgh (34-31) in a heart-breaking nailbiter. Hopes of a playoff berth ended, as the Ravens finished with a 7-9 record. Three Ravens players traveled to Hawaii for the Pro Bowl, including T Jonathan Ogden, LB Peter Boulware and first-timer TE Todd Heap.

## 2003

**JAN./FEB.** - Ozzie Newsome was named the NFL's first minority general manager. The executive VP and GM promoted three members of his staff: Phil Savage, player personnel director; George Kokinis, pro personnel director; and Eric DeCosta, college scouting director. Former Bears Hall of Fame LB Mike Singletary launched his coaching career when he was hired by the Ravens as the team's LBs coach. Art Modell entered his 43rd (and final) year in the NFL as a franchise owner.

**5/6** - Ravens Stadium was re-named M&T Bank Stadium in a press conference held at the stadium. The 15-year, \$75 million agreement included naming rights, as well as, jointly administered community-based programs. The then-147-year-old M&T Bank was headquartered in Buffalo, NY.

**9/2** - The average age of the Ravens was only 25.8 years at roster cutdown. Baltimore had 11 first- and second-year players on the roster; seven rookies and 11 second-year veterans. The average years of experience was just four. The Ravens were the third-youngest team in the NFL (Cleveland, 24.8 and Chicago, 25.3).

**9/14** - Baltimore rolled over the Cleveland Browns, 33-13, at M&T Bank Stadium. In that home opener, RB Jamal Lewis broke a then-NFL record with 295 yards rushing on 30 carries and 2 TDs. In the game at Cleveland (12/21), Lewis rushed for 205 yards, setting the NFL mark for rushing yards in a season versus the same team – 500 yards.

**12/18** - A team-record eight players were voted to the Pro Bowl (most in NFL, tied with the Chiefs): LB Ray Lewis, S Ed Reed, LB Peter Boulware, T Jonathan Ogden, TE Todd Heap, RB Jamal Lewis, CB Chris McAlister and LB/Special Teamer Adalius Thomas.

**12/26** - Art Modell was inducted into the Ring of Honor at M&T Bank Stadium in the final game of the season, a 13-10 OT win over Pittsburgh. Baltimore finished 10-6, winning its first-ever AFC North Division title.

**12/31** - Jamal Lewis and Ray Lewis were named *The Associated Press* NFL Offensive and Defensive Players of the Year, respectively, while LB Terrell Suggs was named *AP* NFL Defensive Rookie of the Year.

## 2004

**1/3** - The Ravens lost, 20-17, to the Titans in the AFC Wild Card game at M&T Bank Stadium on Gary Anderson's game-winning kick (46-yard FG), with 29 seconds remaining.

**2/4** - Jim Fassel, former head coach of the NY Giants, was named senior consultant/offense for the Baltimore Ravens. It marked the first time two Super Bowl head coaches (Brian Billick the other) were on the same team.

**4/9** - The NFL approved Ravens new owner Steve Bisciotti's purchase of the club.



The NFL approved Ravens new owner Steve Bisciotti's purchase of the club in April of 2004.

**4/13** - The Ravens and McDaniel College extended their partnership six years to keep training camp in Westminster through 2010. The deal includes installation of Sportex Momentum Turf on the college's main athletic field with both parties sharing costs.

**10/4** - Former Ravens Pro Bowl DE Michael McCrary, who retired in 2002, was inducted into the Smyth Jewelers Ring of Honor at halftime of the Ravens' Monday Night ABC contest vs. KC. The Chiefs won, 27-24.

**10/15** - Ravens moved into their new 200,000-sq.ft. training facility in Owings Mills, MD during the bye week. The new state-of-the-art headquarters is home to over 200 Ravens employees.

**12/22** - Five Ravens were named to the Pro Bowl: T Jonathan Ogden (eighth), LB Ray Lewis (seventh), S Ed Reed (second), CB Chris McAlister (second) and LB Terrell Suggs (first).

## 2005

**1/2** - Finishing the 2004 season with a 9-7 record, the Ravens fell one game short of the playoffs. Baltimore produced a 6-2 mark at M&T Bank Stadium and a 3-5 record on the road. Injuries caused regular starters to miss 53 games, including the entire season for Pro Bowl LB Peter Boulware. Other Pro Bowlers who missed considerable time included: TE Todd

# RAVENS HISTORY

Heap (10), RB Jamal Lewis (four), LT Jonathan Ogden (four), and CB Deion Sanders (seven). C Mike Flynn missed the first seven games.

**1/7** - S Ed Reed was named the 2004 NFL Defensive Player of the Year by the *Associated Press*, becoming the second Raven in as many years to win the award. LB Ray Lewis won the award twice (2000, 2003).

**1/12** - Jim Fassel and Rex Ryan (1/20) were promoted to offensive and defensive coordinators, respectively. Clarence Brooks (formerly with Miami) replaced Rex Ryan as D-line coach. Chris Foerster (former Miami offensive coordinator) was named offensive line/assistant head coach. Rick Neuheisel was named QBs coach. Fassel's son, John, was hired as an offensive assistant.

## 2006

**1/1** - Baltimore finished 2005 with a disappointing 6-10 record, going 6-2 at home and netting zero wins on the road. The 67 games lost to injured starters were third most in the NFL, with 10 games to Ray Lewis (thigh), six to Ed Reed (ankle) and seven to Kyle Boller (toe). Season highlights included two national games, a 48-3 win over Green Bay (12/19) and a 30-23 win against Minnesota (12/25) on Christmas night that knocked the Vikings out of the playoffs. One of the victories was a 16-13 OT win over the eventual Super Bowl Champion Steelers. T Jonathan Ogden was selected to his ninth-straight Pro Bowl appearance.

**6/8** - Three-time Pro Bowler and 2003 co-MVP QB Steve McNair joined the Ravens in a trade with Tennessee in exchange for a 2007 Baltimore draft pick. McNair would go on to start at QB for the Ravens in 2006, and he became just the third player in NFL history to throw for 30,000 career passing yards and 3,500 rushing yards. He joined Hall of Famers Fran Tarkenton and Steve Young in that group.

**9/10** - Baltimore shut out Tampa Bay (27-0) in the opener at Raymond James Stadium and posted a second shutout versus Pittsburgh (also 27-0) on Nov. 26.

**10/16** - Head coach Brian Billick took over coordinating the offense after the Ravens lost two in a row, falling to 4-2. Baltimore won five-straight games and four out of the last five contests on the season.

**11/5** - Former LB Peter Boulware, who retired in 2006, was inducted into the Smyth Jewelers Ring of Honor at M&T Bank Stadium in an emotional halftime ceremony. In addition to family and former teammates, he was joined by Steve Bisciotti and Art Modell. Peter's younger brother Michael, a Seahawks' safety, spoke in personal terms to his brother in a pre-recorded message that was shown on the RavensVision video boards. Boulware, genuinely moved, spoke to the crowd of 69,143 Ravens fans. Baltimore defeated Cincinnati, 26-20, and carried a 6-2 record into the second half of the season.

**12/22** - Three Ravens were named as starters in the Pro

Bowl: T Jonathan Ogden, LB Adalius Thomas and S Ed Reed. CB Chris McAlister and LB Terrell Suggs received Pro Bowl nods as reserves. LB Ray Lewis and QB Steve McNair were named as backups, but were replaced [because of injuries] with LB Bart Scott and the Titans' QB Vince Young, respectively.



In 2006, Baltimore swept the Steelers, 27-0 (M&T Bank Stadium) and 31-7 at Heinz Field, for a 58-7 point differential. LB Bart Scott posted 1.5 sacks of QB Ben Roethlisberger.

**12/24** - For the first time in Ravens history, Baltimore swept AFC North rival Pittsburgh at Heinz Field, 31-7, after posting an earlier shutout on Nov. 26, 27-0, at M&T Bank Stadium. The Ravens' defense dominated Pittsburgh in both games, sacking QB Ben Roethlisberger 14 times and intercepting him four.

**12/31** - The Ravens finished 13-3, earning the AFC North Division title and a bye week prior to the AFC Divisional Playoffs. The Ravens' No. 1-ranked defense was elite: first in points allowed (201, including just 64 [9.1 per game] in the final seven games – 26 teams allowed 300 or more points for the season); first in total defense (264.1 ypg); first in red zone (33.3% TDs allowed); fewest third downs converted (28.8%) and fewest first downs permitted (236); first in turnover margin (+17) and second in takeaways (40 to Chicago's 44); first in INTs (28, including five for TDs); and second in sacks (60 to San Diego's 61). The offense led the NFL in time of possession (32:49) and sack ratio (+43); the 17 sacks allowed was a franchise record and second in the NFL to Indy's 15.

## 2007

**1/13** - In a Divisional Playoff game that provided great angst for Baltimore's loyal fans, the Ravens were on the wrong side of a 15-6 decision vs. Indianapolis. Not a single TD was scored in this kicking contest between Baltimore's Matt Stover and the Colts' Adam Vinatieri.

**1/17** - Head coach Brian Billick signed a new four-year contract with the Ravens. Defensive coordinator Rex Ryan



# RAVENS HISTORY


signed a new two-year deal with the team.

**12/18** - T Jonathan Ogden was named to his 11th-straight Pro Bowl, along with LB Ray Lewis (ninth), S Ed Reed (fourth) and RB Willis McGahee (first).

**12/31** - Prompted by a dismal 5-11 season in 2007, Ravens owner Steve Bisciotti, president Dick Cass and GM Ozzie Newsome held a press conference announcing the decision to relieve head coach Brian Billick and his staff of their coaching duties. Despite an injury report that would have paralyzed most teams, the Ravens never quit. In 2007, the number of games missed by starters was 77, up from just 24 in 2006. By the final gun, the Ravens had started three different QBs, including rookie Troy Smith. Baltimore had 12 rookies and one first-year player on the roster, which (13) was the third-most in the NFL to close the year. Baltimore started six different rookies, tying four teams for second most in the NFL. Smith posted only one win versus the AFC North, a 27-21 nailbiter vs. Pittsburgh on 12/30.

## 2008

**1/19** - Steve Bisciotti hired his first head coach – and just the third in Ravens history – John Harbaugh – former special teams/defensive backs coach for the Philadelphia Eagles under Andy Reid. Harbaugh's special teams ranked in the Top 10 of special teams rankings every year from 2000-06, including two first-place finishes. From 2000-06, no team had a higher overall ranking (attribution: *The Dallas Morning News*). Harbaugh was originally hired by Ray Rhodes in 1997 and was then retained by Reid.



John Harbaugh became the third head coach in franchise history in 2008.

**1/23** - Cam Cameron, head coach of the Dolphins in 2007, was hired to be the Ravens' new offensive coordinator by John Harbaugh.

**1/28** - Rex Ryan was retained as defensive coordinator and also named the team's assistant head coach by John Harbaugh.

**4/17** - QB Steve McNair retired from football after a 13-year NFL career.

**6/12** - T Jonathan Ogden retired after a 12-year NFL career.

**9/7** - John Harbaugh won his first game as an NFL head coach with a 17-10 victory over Cincinnati in Week 1 at M&T Bank Stadium. A pair of rookie players started the game on offense: QB Joe Flacco and RB Ray Rice.

**9/14** - The Ravens' bye week was unexpectedly moved to Week 2 after Hurricane Ike ravaged Texas' Gulf Coast area and forced the postponement of Baltimore's game at Houston until Week 10. Due to this schedule change, Baltimore would play 18-consecutive games, including three in the playoffs, before the season concluded.

**10/26** - Longtime Ravens T Jonathan Ogden was inducted into the Ravens' Symth Jewelers Ring of Honor just four months after his retirement from football.

**12/20** - In the last NFL game to ever be played at the Cowboys' historic Texas Stadium, the Ravens defeated Dallas, 33-24, with FB Le'Ron McClain recording the longest run in Texas Stadium history with a career-long 82-yard TD scamper.

**12/28** - With a Wild Card playoff spot on the line, Baltimore closed out the regular season with a 9-2 record to earn a No. 6 seed in the postseason. The Ravens beat Jacksonville in the season finale, 27-7, to earn their fifth-ever postseason appearance. After starting the year 2-3, the Ravens rallied to end the regular season with an 11-5 record to earn second place in the AFC North and a Wild Card Playoff berth. The 11 regular season wins set an NFL record for the most by a rookie QB (Joe Flacco) and a first-year head coach (John Harbaugh) tandem. Including the playoffs, Harbaugh and Flacco ended 2008 with 13 wins, a new NFL rookie standard.

## 2009

**1/4** - In the 27-9 Wild Card win at Miami, the Ravens' 4 INTs off Dolphins QB Chad Pennington (who threw only 7 during the regular season) tied for the most in team playoff history. S Ed Reed stole two from Pennington, returning the first pick 64 yards for a TD.

**1/10** - The Ravens defeated the top-seeded Tennessee Titans at LP Field, 13-10, getting Joe Flacco his second playoff win – the most for a rookie QB in NFL history. A last-minute, 43-yard field goal by K Matt Stover gave Baltimore the win.

**1/18** - In the AFC Championship, Baltimore suffered a narrow 23-14 loss to the Pittsburgh Steelers at Heinz Field in a hard-hitting defensive battle, ending the Ravens' playoff run. John Harbaugh solidified himself as one of 12 first-year head coaches in the Super Bowl era to lead his team to the conference championship game.

The Ravens finished the season No. 2 in the NFL with 19 players on IR, the most in team history. According to Rick Gosselin of *The Dallas Morning News*, Baltimore lost 64 games by starters.

Baltimore's defense concluded the 2008 season ranked No. 2 in the NFL. In addition to not allowing a 100-yard rusher for the second-straight season (an NFL-best 35 games dating



# RAVENS HISTORY

back to 2006), it set three team records: opponent QB rating (60.6), rushing TDs allowed (four) and rushing first downs allowed (58). A league-high 9 INTs by S Ed Reed contributed to the team's NFL top-ranked status for INTs with 26.

**1/21** - Rex Ryan, Baltimore's defensive coordinator from 2005-08 and a member of the coaching staff since 1999, was hired by the New York Jets as their head coach.

**1/26** - Having served as LBs coach in 2008, Greg Mattison was named the Ravens' new defensive coordinator. Also, special teams coordinator Jerry Rosburg earned the title of assistant head coach.

**2/8** - The Baltimore coaching staff led the AFC squad in the Pro Bowl. Five Ravens were voted into the All-Star game for the 2008 season, including ST Brendon Ayanbadejo (third), LB Ray Lewis (10th), FB Le'Ron McClain (first), S Ed Reed (fifth) and LB Terrell Suggs (third).

## 2010

**1/3** - To cap the 2009 regular season, the Ravens produced their sixth playoff team of the decade (2000-09), which ranked third best (tied with Pittsburgh) in the AFC behind Indianapolis (9) and New England (7).

With a 21-13 win at Oakland (1/3), John Harbaugh and Joe Flacco, who set the NFL record for most wins ever (13, including playoffs) by a rookie head coach starting a rookie QB in 2008, achieved the league mark for earning the playoffs in their first two seasons by such a tandem.

Harbaugh also became the 10th coach since 1990 to reach the playoffs in his first two seasons as a head coach, while Flacco became the fourth starting QB since the 1970 merger to reach the playoffs in his first two NFL seasons.

The Ravens' defense finished third in the NFL in total yards (300.5) and third in points allowed (16.3). It was the seventh-consecutive season Baltimore's defense finished in the NFL's top six.

For the first time in team history, Baltimore had a 3,000-yard passer (Joe Flacco - 3,613), a 1,000-yard rusher (Ray Rice - 1,339) and a 1,000-yard receiver (Derrick Mason - 1,028) in the same season.

**1/10** - In the Wild Card game at New England, Baltimore beat the Patriots, 33-14, serving the team its first home playoff defeat since 1978. Baltimore snapped New England's 11-game home playoff winning streak and halted QB Tom Brady's 23-game overall winning streak at home.

The Ravens forced QB Tom Brady into four turnovers (3 INTs and a fumble), finishing the game with a +2 ratio. Baltimore scored 20 points off its four turnovers on the day.

Baltimore scored 33 points against the Patriots, the second most in Ravens playoff history (34 vs. NYG in Super Bowl XXXV). Twenty-four of the Ravens' points came in the first quarter, tying for the second-most points in the opening quarter of any playoff game in NFL history.



**RB Ray Rice bolted for an 83-yard TD run on the first play from scrimmage in the Ravens' Wild Card win over New England during the 2009 playoffs.**

Ray Rice ran for a playoff franchise-record 159 yards and 2 TDs on 22 carries (7.2 avg.), spurring the Ravens' 234-yard rushing output (most in team playoff history).

**1/16** - Baltimore fell at Indianapolis in the Divisional game, 20-3. The Ravens held the Colts to 275 net yards (including just 42 rushing), but Baltimore's four turnovers proved too costly.

**1/31** - The NFL held its annual Pro Bowl in South Florida, an honor five Ravens earned: LB Ray Lewis (11th), FB Le'Ron McClain (second), DT Haloti Ngata (first), S Ed Reed (sixth) and RB Ray Rice (first).

## 2011

**1/2** - To finish the 2010 season, Baltimore tied Pittsburgh for the best record in the division at 12-4, but lost the AFC North on the division-record tiebreaker (5-1 to 4-2). Baltimore, Indianapolis (an NFL record nine in a row) and Philadelphia became the only teams to make the playoffs from 2008-10.

The 2010 campaign also marked the first time the Ravens ever earned the postseason three years in a row.

This was the third year in a row – the best run in team history – that the Ravens finished third in the NFL in fewest points allowed (16.9 ppg). S Ed Reed missed the first six games of the season rehabbing a hip injury, and despite that, still led the NFL with 8 INTs and 183 INT return yards.

Joe Flacco became the third starting QB since the 1970 merger to make the playoffs in his first three seasons, joining Dan Marino and Bernie Kosar. Flacco set a Ravens' season mark with his 93.6 QB rating and established career highs with 3,622 yards and 25 TDs. RB Ray Rice posted 1,776 yards from scrimmage, third most in the NFL, while WR Derrick Mason became the third player in NFL annals to post 11 consecutive seasons with at least 60 catches (Jerry Rice and Tony Gonzalez).

**1/9** - In the Wild Card game at Kansas City, the Ravens prevailed 30-7, becoming the only NFL team to win at least one playoff game in each of the last three seasons (2008-10). Harbaugh also became the first head coach in NFL history to

# RAVENS HISTORY

win a playoff game in each of his first three seasons (2008-10).

In the victory, the Ravens set then-franchise playoff single-game records for the following offensive marks: total net yards (390), first downs (26) and passing yards (248). Baltimore's stingy defense allowed just 161.0 yards of total offense. The Chiefs recorded just 53 net passing yards, which set a Ravens' postseason record.

Flacco set Ravens playoff game records (since broken) with 25 completions, 265 yards passing and 2 TDs (on 34 attempts), also producing a franchise postseason-record 115.4 QB rating. He earned his fourth-career playoff win and tied Dan Marino for the most combined victories (36) by a QB in his first three seasons.

**1/15** - After holding a 21-7 halftime lead, the Ravens fell at Pittsburgh in the Divisional Playoff, 31-24. OLB Terrell Suggs (10) became the Ravens' career postseason sacks leader with his 3-sack performance, and Baltimore's 6 total sacks on the night also set a team playoff record.

**1/19** - Becoming the team's fifth defensive coordinator, Chuck Pagano was promoted from secondary coach after Greg Mattison left to coach at the University of Michigan.

**1/30** - The Pro Bowl was played in Hawaii, with five Ravens earning 2010 All-Star honors: K Billy Cundiff (first), LB Ray Lewis (12th), DT Haloti Ngata (second), S Ed Reed (seventh) and OLB Terrell Suggs (fourth).

**2/14** - Harbaugh and the Ravens agreed to a contract extension (with terms undisclosed).

**3/4** - The NFL's Collective Bargaining Agreement between the clubs and NFL Players Association, which was signed in March of 2006, expired.

**3/11** - The NFL Players Association decertified, declaring itself out of the business of representing players. In exchange for giving up rights under union labor law, the players were able to take their chances in court under antitrust law.

**3/12** - NFL owners lock out the players – creating the NFL's first work stoppage since 1987.

**7/25** - Following an offseason that contained no minicamps, OTAs or workout programs due to the lockout, the NFL Players Association and the league's owners reached an agreement in principle on their 10-year labor deal, creating a new CBA. After a 31-0 vote by the owners to approve the deal on July 21 (the Oakland Raiders abstained), the NFLPA would later ratify the CBA on Aug. 5.

**9/11** - Marking the 10th Anniversary of the Sept. 11, 2001 terrorist attacks, the Ravens honored all military and those whose lives have been lost in the home opener against Pittsburgh. Baltimore prevails, 35-7, in a contest that sees the Ravens force a franchise-record 7 take-aways.

**11/20** - K Matt Stover, the franchise's all-time leading scorer, was inducted into the team's Ring of Honor during halftime of the Ravens' 31-24 win over Cincinnati.

**12/24** - With a 20-14 win over Cleveland, the Ravens went undefeated at M&T Bank Stadium, matching the Packers and Saints as the only teams to go undefeated at home in 2011. Following the victory, head coach John Harbaugh dedicated the "game ball" to the team's fans for their remarkable support during the undefeated home campaign, which marked a franchise first.

## 2012

**1/1** - After a 24-16 victory at Cincinnati, the Ravens became the only NFL team to earn the playoffs the past four seasons (2008-11), also winning the AFC North by sweeping the division for the first time in franchise history.

The Ravens, producing a second-straight 12-4 campaign, went 6-0 against playoff teams during the regular season, matching Green Bay as the only clubs to go undefeated in division play and against other postseason qualifiers.

QB Joe Flacco, who has started every game under head coach John Harbaugh, produced his 44th regular season win as a starter, marking the most ever by an NFL QB in his initial four seasons (2008-11).

The Ravens, who finished No. 3 in the league in fewest points permitted (16.6 ppg) for the fourth-straight year, tied an NFL record for consecutive seasons of being in the Top 3 for points allowed. Overall, Baltimore's "D" ranked third in both yards allowed (288.9 ypg) and sacks (48).

Despite playing eight games against defenses ranked in the NFL's Top 8, the Ravens were 12th in scoring (23.6 ppg), seventh in third-down offense (42.4%) and 10th in rushing (124.8 ypg). RB Ray Rice produced a career-high and NFL-best 2,068 yards from scrimmage, ranking second in the league in rushing. Rice also set a team mark with 15 total TDs and was second in the NFL among RBs with a team-high 76 catches (704 receiving yards). Flacco produced his third-consecutive 3,500-yard/20-TD season and was 13 yards shy of his career high with 3,610 passing yards (3,622). WR Torrey Smith was third among NFL rookies with 841 receiving yards (50 catches); his receptions and yards, plus 7 TDs, set new Ravens first-year standards.

**1/15** - Baltimore earned a 20-13 Divisional Round victory over Houston at home, helping John Harbaugh become the first head coach in NFL history (since the 1970 merger) to win a playoff game in each of his first four seasons (2008-11). The Ravens forced 4 turnovers against the Texans, and for the first time in team history (regular season or playoffs), Baltimore did not commit a single penalty.

**1/22** - The Ravens' Super Bowl hopes came to a devastating end in New England with a 23-20 loss in the AFC Championship game. It came down to Baltimore's final drive in the fourth quarter, when the Ravens had a chance to win or tie the game. But, a QB Joe Flacco-to-WR Lee Evans pass fell incomplete, and K Billy Cundiff's last-second 32-yard FG attempt sailed wide left, sealing the victory for New England.



# RAVENS HISTORY



OLB Terrell Suggs was named the 2011 AP NFL Defensive Player of the Year.

**1/27** - Dean Pees was named the Ravens' new defensive coordinator after Chuck Pagano left to become head coach of the Indianapolis Colts.

**1/29** - Played in Hawaii to honor the NFL's 2011 Pro Bowlers, eight Ravens earned All-Star honors: LB Ray Lewis (13th), S Ed Reed (eighth), OLB Terrell Suggs (fifth), DT Haloti Ngata (third), FB Vonta Leach (second), RB Ray Rice (second), G Ben Grubbs (first) and G Marshal Yanda (first).

**2/4** - OLB Terrell Suggs was named the 2011 *Associated Press* Defensive Player of the Year. It marked the fourth time in 12 seasons that a Raven has earned the prestigious honor: Suggs (2011), S Ed Reed (2004) and LB Ray Lewis (2003 & 2000). Additionally, C Matt Birk was named the 2011 NFL Walter Payton Man of the Year. The award recognizes a player's off-the-field community service as well as his playing excellence.

**6/8** - The Ravens and Under Armour, whose global headquarters are located in downtown Baltimore, joined forces in a wide-ranging collaboration that features multiple community-focused initiatives. The 10-year agreement included naming rights for the team's practice facility in Owings Mills, which was renamed the Under Armour Performance Center.

**9/6** - Art Modell, whose remarkable 43-year NFL career made him a regular finalist for the Pro Football Hall of Fame, died of natural causes at Johns Hopkins Hospital at the age of 87. As owner of both the Cleveland Browns (1961-1995) and the Baltimore Ravens (1996-2003), Modell directed teams that produced 28 winning seasons, 28 playoff games, two NFL Championships (1964 and 2000), three other appearances in NFL title contests (1965, '68 and '69), and four visits (1986, '87, '89 and 2000) to AFC championships.

**9/27** - RB Jamal Lewis, the Ravens' all-time leading rusher, was inducted into the team's Ring of Honor during halftime of the Ravens' 23-16 win over Cleveland on Thursday night.

**12/26** - For their 2012 season efforts, six Ravens earned Pro Bowl honors: S Ed Reed (ninth), DT Haloti Ngata (fourth), FB

Vonta Leach (third), RB Ray Rice (third), G Marshal Yanda (second) and RS Jacoby Jones (first).

**12/30** - The 2012 Ravens finished with a 10-6 record en route to earning their fifth-straight playoff berth and second-consecutive AFC North title. Under head coach John Harbaugh, Baltimore became the only NFL team to make the playoffs in each of the past five seasons (2008-12). The Ravens, who earned the playoffs in six of the past seven seasons, seized the franchise's fourth-ever division title with a 4-2 mark in AFC North play and an 8-4 conference record.

The Ravens set a single-season franchise record by scoring 398 points, averaging the NFL's 10th-most per game (24.9). Baltimore scored a team-record 254 points at home, producing the NFL's fourth-best home average of 31.8 ppg. Baltimore also surrendered just 16 give-aways, setting a franchise single-season record low.

The Ravens' special teams units were spectacular. In addition to posting a league-best (tied, Darius Reynaud) 3 kick return TDs (108- & 105-yard KORs and 63-yard PR), RS Jacoby Jones led the NFL in KOR average (30.7). Rookie K Justin Tucker made 30 of 33 FGAs (90.9%), producing the second-best success rate in Ravens single-season history and also the second-best mark by a rookie kicker in NFL history.

Harbaugh became just the third coach in NFL history (since 1970 merger) to guide his team to the postseason in each of his first five seasons (2008-12), joining Bill Cowher and Chuck Knox. "Harbs" also became the only head coach in NFL history to win a playoff game in each of his first four and five seasons.

## 2013

**1/2** - LB Ray Lewis announced that he would retire at the end of the Ravens' playoff run, closing one of the greatest careers in NFL history. "I talked to my team today," Lewis said. "I talked to them about life in general. And everything that starts has an end. For me, today, I told my team that this will be my last ride."

**1/6** - Before a sellout M&T Bank Stadium crowd that celebrated and saluted LB Ray Lewis in his final home game, the Ravens held the Colts without a touchdown, winning



For the final time in his legendary career, LB Ray Lewis performed his famous intro dance at M&T Bank Stadium before the 2012 Wild Card win vs. the Colts.



# RAVENS HISTORY

24-9 in the 2012 Wild Card Playoff. Lewis, in his 17th and final season, finished with 13 tackles and 1 PD in his first game since tearing his triceps on Oct. 14.

**1/12** - In what became the fourth-longest game in NFL history, the Ravens outlasted the Broncos, 38-35, in double overtime of the 2012 Divisional Playoff at Denver, producing a thrilling victory that will go down as one of the greatest wins in franchise history. Rookie K Justin Tucker's 47-yard field goal in the second overtime period sent Baltimore into the AFC Championship for the second-straight season. The Ravens tied the contest at 35 with :31 remaining in regulation on a remarkable QB Joe Flacco-to-WR Jacoby Jones 70-yard TD bomb, spurring the incredible comeback.

**1/20** - The Ravens earned a trip to their second Super Bowl in franchise history, defeating the No. 2-seeded Patriots, 28-13, in the AFC Championship at New England. The Ravens' defense shut out the NFL's No. 1-ranked and highest-scoring offense in the second half, and QB Joe Flacco threw 3 TDs in leading Baltimore to victory.

**2/1** - In a ceremony held in New Orleans two days before Super Bowl XLVII, Jonathan Ogden, an 11-time Pro Bowler and the Ravens' first-ever draft pick (fourth overall in 1996), was announced as a 2013 Pro Football Hall of Fame inductee.

**2/3** - After taking an early 28-6 lead, the Baltimore Ravens needed a goal-line stand to clinch their second World Championship title, defeating the San Francisco 49ers, 34-31, in Super Bowl XLVII in New Orleans, LA. The Ravens' defense delivered the critical stand late in the fourth quarter, overcoming a furious second-half comeback and a 34-minute power outage. For the first time in any of the four major pro sports, two head-coaching brothers (John and Jim Harbaugh) faced each other in a championship game.

With a 3-TD performance vs. the 49ers, QB Joe Flacco threw 11 TD passes in the postseason, tying the NFL single-postseason record shared by Joe Montana (1989) and Kurt Warner (2008). Flacco and Montana did not throw an INT



**WR/RS Jacoby Jones** posted a 108-yard KOR-TD to open the second half of Super Bowl XLVII. Jones also added a 56-yard TD catch during the game, helping set a Super Bowl single-game record for most combined yards (290).



**QB Joe Flacco** was named Super Bowl XLVII MVP in the Ravens' 34-31 win.

during those respective postseasons. Flacco finished the game 22-of-33 for 287 yards to produce a 124.2 rating.

In 2012, Flacco also became the first starting QB in NFL history (since 1970 merger) to make the playoffs in each of his first five seasons. Also winning at least one playoff game in each of those postseasons, he compiled nine playoff victories, which tie (Tom Brady) for the most among QBs in the first five seasons of a career.

The Ravens produced one of the most electrifying postseasons in NFL history. Averaging 410.3 yards of offense (134.8 rush & 275.5 pass), Baltimore scored 31.0 points per game while allowing just 22.0. WR Anquan Boldin recorded 22 catches for 380 yards and 4 TDs, while WR Jacoby Jones posted a 29.4 receiving average (5 for 147), catching TDs of 70 and 56 yards. (Jones also had a 108-yard KOR-TD in the Super Bowl.)

The Ravens' defense registered 10 take-aways (6 INTs and 4 FRs), helping produce a +6 overall turnover differential during their playoff run. The unit also posted 9 sacks in four playoff games, including 4.5 by OLB Paul Kruger.

**2/5** - Baltimore celebrated the Ravens' Super Bowl XLVII Championship, as thousands of fans lined the streets of Charm City and completely filled M&T Bank Stadium for a celebration. Fans also gathered at City Hall and cheered when the Ravens arrived to kick off the parade route with the franchise's second Lombardi Trophy.

**6/5** - As guests of President Barack Obama, the Ravens visited The White House and were honored for winning Super Bowl XLVII. Said the President: "Now, I imagine there were times last year when these players were the only ones who knew that they'd make it here to show off this trophy. Because, during the year, they lost player after player to injury; they dropped four of their last five regular season games. In the playoffs, they trailed Denver by a touchdown with 70 yards and less than a minute to go. ... And then, in the Super Bowl, just when it looked like they had the momentum, the lights went out for a half hour. ... But these Ravens always pulled through."

# RAVENS HISTORY

**9/22** - LB Ray Lewis, the Ravens' all-time leading tackler and second-ever draft choice, was inducted into the team's Ring of Honor during halftime of the 30-9 win over Houston.

**12/8** - In a remarkable and most-memorable contest that set NFL records for the most points scored (36) in the last 2:05 of a game and most lead changes (six) in a fourth quarter, the Ravens found a way to beat the Vikings, 29-26. In 121 seconds late in the game, 36 points were scored, including the winning TD by Baltimore with 4 seconds left. That score came when Joe Flacco, who led the game-winning, 5-play, 80-yard drive, hit rookie WR Marlon Brown with a 9-yard TD strike. This wild battle started with a near-blizzard snowfall that made it difficult for QBs to find receivers beyond the line of scrimmage.

**12/27** - For their 2013 season production, four Ravens earned Pro Bowl honors: DT Haloti Ngata (fifth), OLB Terrell Suggs (sixth), K Justin Tucker (first) and G Marshal Yanda (third).

**12/29** - For the first time since 2008 – the year the Ravens hired John Harbaugh – Baltimore did not make the playoffs, coming one game short with an 8-8 mark and placing third in the AFC North after falling 34-17 in the finale at Cincinnati. Tied 17-17 near the end of the third quarter of the game,

Baltimore needed only that win to clinch a postseason berth.

## 2014

**1/27** - Gary Kubiak was hired as the team's offensive coordinator following the departure of Jim Caldwell, who was tabbed as Detroit's new head coach.

**5/21** - M&T Bank and the Ravens announced a 10-year, \$60 million extension of their partnership, which includes the continuation of naming rights to M&T Bank Stadium and an array of community-focused programs, including a new initiative focused on helping at-risk children in Baltimore.

## LARGEST RAVENS CROWDS

The Ravens played in Memorial Stadium from 1996-97 and PSINet Stadium from 1998-2001. In 2002, the facility was known as Ravens Stadium. In 2003, the Ravens entered a partnership, and the stadium was re-named M&T Bank Stadium. (The stadium's capacity was increased in 2007 to 71,008 from previous listings of 70,107 and 69,084.)

### HOME

01/15/12	71,547	vs. Houston Texans (Div.)
12/14/08	71,502	vs. Pittsburgh Steelers
12/23/12	71,470	vs. New York Giants
12/02/12	71,442	vs. Pittsburgh Steelers
12/07/08	71,438	vs. Washington Redskins
09/11/11	71,434	vs. Pittsburgh Steelers
12/22/13	71,433	vs. New England Patriots
12/19/10	71,432	vs. New Orleans Saints
12/05/10	71,418	vs. Pittsburgh Steelers
10/14/12	71,384	vs. Dallas Cowboys

### AWAY

10/10/04	90,287	@ Washington Redskins
10/15/00	83,252	@ Washington Redskins
12/09/12	81,178	@ Washington Redskins
11/16/08	78,849	@ New York Giants
09/13/10	78,127	@ New York Jets
11/14/04	77,826	@ New York Jets
11/02/97	77,716	@ New York Jets
12/10/06	77,232	@ Kansas City Chiefs
09/05/13	76,977	@ Denver Broncos
01/12/13	76,732	@ Denver Broncos (Div.)



Ray Lewis (above right) was inducted into the Ravens' Ring of Honor (detailed below) during the 2013 season following his incredible 17-year NFL career.

## RAVENS RING OF HONOR

- 2014** TE Todd Heap
- 2013** LB Ray Lewis
- 2012** RB Jamal Lewis
- 2011** K Matt Stover
- 2008** T Jonathan Ogden
- 2006** LB Peter Boulware
- 2004** DE Michael McCrary
- 2003** Former Ravens Owner (and Current Minority Owner) Art Modell
- 2002** Eight Baltimore Colts: QB Johnny Unitas, WR Raymond Berry, RB Lenny Moore, DT Art Donovan, DE Gino Marchetti, TE John Mackey, OT Jim Parker and LB Ted Hendricks (all of these players listed are NFL Hall of Famers)
- 2001** RB Earnest Byner

# RAVENS

## Ring of Honor

PRESENTED BY

**SMYTH**  
Jewelers

The Ravens' Ring of Honor, presented by Smyth Jewelers, salutes special inductees at M&T Bank Stadium with banners. Each member is recognized for his extraordinary contributions to the NFL, the Ravens and the Baltimore community.



# HALL OF FAME: JONATHAN OGDEN



BALTIMORE  
**RAVENS**

## 75 JONATHAN OGDEN

TACKLE HT: 6-9 WT: 345

COLLEGE: UCLA

EXP. (NFL/RAVENS): 12/12

DRAFTED: 1996, Fourth Overall: Ravens First-Ever Draft Choice

BORN: 7/31/74, Washington, D.C.

GP/GS (PLAYOFFS): 177/176 (8/8)

HALL OF FAME: 2013

PRO BOWLS: 11

### CAREER SNAPSHOT

Jonathan Ogden, an 11-time Pro Bowler and the Ravens' first-ever draft choice (fourth overall in 1996), ranks third in all-time games played by a Raven (177) and is second in games started (176). Only four offensive linemen in NFL history (Bruce Matthews - 14, Randall McDaniel - 12, Jim Otto - 12 and Will Shields - 12) have earned more Pro Bowl honors.

- Pro Football Hall of Fame Inductee (2013)
- Baltimore's first-ever draft pick (fourth overall) in 1996 NFL Draft
- 11-time Pro Bowler (1997-2007, 11-consecutive seasons)
- 10-time All-Pro (1996-2004, 2006)
- Super Bowl XXXV Champion (2000)
- Helped Jamal Lewis set a franchise record with 2,066 rushing yards in 2003, the third-most single-season rushing yards in NFL history. It included the second-highest single-game rushing total in NFL history (295 yards) against Cleveland (9/14/03)
- Ranks third in all-time games played by a Raven (177) and is second in games started (176)
- Anchored an offensive line that allowed a franchise-low 17 sacks in 2006, the second-fewest (Ind. - 15) in the NFL that season

### YEAR-BY-YEAR GLANCE

**2007:** Named to his 11th-consecutive Pro Bowl, playing in 11 games (10 starts)...Missed five games due to a toe injury suffered in 2006...Helped protect Ravens QBs, allowing them to complete a franchise-record 341 passes (61.2%) for 3,308 yards and helped allow the Ravens to rush for 1,797 yards and 11 TDs.

**2006:** Named to his 10th-consecutive Pro Bowl as a starter...Earned *Sports Illustrated* All-Pro, *AP* second-team All-Pro and *NFL.com* All-Pro honors...Started 14 games, missing the final two with a toe injury in 2006...Anchored a line that allowed a franchise-record-low 17 sacks, the second-fewest (Ind. - 15) in the NFL, and helped Ravens QBs post the third-highest completion percentage (62.6%) in franchise history...Also helped the Ravens rush for 1,637 yards and 11 TDs.

**2005:** Named to his ninth-consecutive Pro Bowl...Started all 16 games at LT and helped protect Ravens QBs, allowing them to complete 59.6% of their passes...Also helped the Ravens rush for 1,605 yards, averaging 3.6 yards per carry.

**2004:** Voted to his eighth-consecutive Pro Bowl and was also named

first-team All-Pro by *Football Digest*, second-team All-Pro by the *AP*, and All-Conference by the Pro Football Writers Association... Helped the Ravens rush for 2,063 yards...Along with the rest of the O-line, helped RB Jamal Lewis (who missed four games) eclipse the 1,000-yard rushing mark...Started 12 games...Missed the first game of the season at Cleveland and three others in midseason (at Phi., vs. Cle., at NYJ), with a hamstring injury.

**2003:** Earned his seventh-consecutive Pro Bowl...Also earned *AP* first-team All-Pro for the fourth time, *Sports Illustrated* All-Pro, *Pro Football Weekly* All-AFC, All-NFL, *Football Digest* first-team All-Pro and *The Sporting News* All-Pro honors...Started all 16 regular season games and one postseason contest and helped RB Jamal Lewis set a franchise record with 2,066 rushing yards, the third-most single-season rushing yards in NFL history (Eric Dickerson - 2,105 in 1984 and Adrian Peterson - 2,097 in 2012).

**2002:** Named to his sixth-consecutive Pro Bowl and garnered NFL Alumni Offensive Lineman of the Year honors...One of only three Ravens offensive players (TE Todd Heap and G Bennie Anderson) to start all 16 games.

**2001:** Was selected to start in his fifth-consecutive Pro Bowl and earned second-team All-Pro honors, when he started all 16 games.

**2000:** First-team *AP* All-Pro...Pro Bowl starter for the fourth-straight season...Also earned first-team All-Pro from *Sports Illustrated*, *The Sporting News*, *Football Digest*, *USA Today* and *Pro Football Weekly*...Started 15 games in the regular season and four playoff games, en route to the Ravens' Super Bowl XXXV Championship.

**1999:** Started every game at LT, earning his third-consecutive Pro Bowl start...Also named second-team All-Pro by *AP* and earned *Football Digest* first-team All-Pro and *Pro Football Weekly* All-AFC accolades.

**1998:** Pro Bowl starter for second-consecutive season...*AP* second-team All-Pro...Missed the final three games with an ankle injury.

**1997:** Selected to start in his first-career Pro Bowl at LT...Earned All-Pro honors from *Sports Illustrated*, *The Sporting News*, *Pro Football Weekly*, *College & Pro Football Weekly* and *Football Digest*...Started 16 games at LT.

**1996:** Capped tremendous rookie season with All-Pro selections by *Sports Illustrated* and *The Dallas Morning News* while playing his only season at LG...Consensus All-Rookie choice...Named to *USA Today's* All-Rookie team...Permitted 1 sack all season and 3 penalties (1 of those on special teams)...Started all 16 games.



# RAVENS LEGEND: RAY LEWIS



BALTIMORE  
**RAVENS**

## 52 RAY LEWIS

LINEBACKER HT: 6-1 WT: 245

COLLEGE: Miami (FL)

BORN: 5/15/75, Lakeland, FL

EXP. (NFL/RAVENS): 17/17

GP/GS (PLAYOFFS): 228/227 (21/21)

DRAFTED: 1996, 26th Overall: Ravens Second-Ever Draft Choice

PRO BOWLS: 13

### CAREER SNAPSHOT

Ray Lewis, a 13-time Pro Bowler and the Ravens' second-ever draft choice (26th overall in 1996), helped guide the Ravens to two Super Bowl titles during his career, capturing the Lombardi Trophy in 2000 and 2012. Following the 2012 campaign, Lewis, who will be forever known as the greatest linebacker of his generation and one of the best defensive players in NFL history, retired after 17 seasons. Here is a brief look at his storied professional career:

- In 2000, led a defense that established a 16-game single-season record for fewest points allowed (165), and fewest rushing yards allowed (970), recorded 4 shutouts (1 shy of the post-1970 merger record), and finished first league-wide in six key defensive categories
- Was the second player in NFL history to win both NFL Defensive Player of the Year and Super Bowl MVP awards (2000)...DT Harvey Martin of Dallas won Defensive Player of the Year in 1977 and was co-MVP of Super Bowl XXII with DT Randy White
- Is the only player in NFL history with at least 40 career sacks and 30 career INTs (41.5 sacks and 31 INTs)
- Posted a franchise-record 2,643 career tackles, including a single-season team-best 225 stops in 2003
- Led the Ravens in tackles in 14 of his 17 seasons, registering at least 150 stops 11 times
- Has returned 3 of his 31 INTs for TDs
- Had a team-record and career-high 25 tackles at NYG (9/14/97)
- Posted seven career 20-tackle games
- Is second only to Jack Ham (53) in take-aways by a LB in NFL history with 50 total (31 INTs and 19 FRs)

### PERENNIAL PRO BOWLER

LB Ray Lewis was invited to 13 Pro Bowls during his career, tying Hall of Famer Reggie White for the most by a defender in NFL history. Lewis played in 12 Pro Bowls, missing the 2006 Hawaiian classic due to a hand injury. Here are the defenders who have earned the most Pro Bowls during their careers.

#### MOST PRO BOWL INVITATIONS / DEFENSIVE PLAYERS (NFL History)

Rk.	Player	Pro Bowl Invites
1.	LB Ray Lewis	13
	DL Reggie White	13
2.	CB Champ Bailey	12
	LB Junior Seau	12

### CAREER HONORS

- Invited to 13 Pro Bowls (1997-2001, 2003-04 and 2006-11)...Did not play in 2006 game due to a hand injury
- Two-time NFL Defensive Player of the Year (2000 and 2003) – just the sixth player in NFL history to win multiple times (Lawrence Taylor – three times; Joe Greene, Mike Singletary, Bruce Smith and Reggie White – two times each)
- Super Bowl XXXV MVP (2000)
- Named to the NFL All-Decade (2000s) team, chosen every 10 years by the Pro Football Hall of Fame Selection Committee
- AFC Defensive Player of the Week (Week 3, 2011; Week 10, 2008; Week 1, 2006; Week 17, 2003; Week 4, 2002; Week 15, 2001; Week 9, 1997; Week 1, 1996)
- AFC Defensive Player of the Month (November, 2003)
- *Associated Press* first-team All-Pro (1999-2001, 2003-04, 2008-09)
- *Associated Press* second-team All-Pro (1997-98, 2010)
- *College & Pro Football Weekly* first-team All-Pro (1997, 2000-01)
- *College & Pro Football Weekly* second-team All-Pro (1999, 2004)
- *Football Digest* Defensive Player of the Year (2003)
- *Football Digest* All-Pro (1999, 2000-01, 2003)
- *Football Digest* second-team All-Pro (2004)
- *Football Digest* second-team All-NFL (1997)
- *Football News* All-Pro (2000-01)
- KC 101 Defensive Player of the Year (2000-01, 2003)
- NFL Alumni Linebacker of the Year (1999, 2003)
- PFW/PFWA first-team All-NFL (2000, 2003, 2008)
- PFW/PFWA first-team All-AFC (1999, 2000, 2003, 2008)
- PFW/PFWA and *Football Digest* Defensive MVP (2003)
- *Pro Football Weekly* All-Pro (1999-2001 and 2003-04)
- *Pro Football Weekly* Defensive Player of the Week (1997)
- *USA Today* First-team All-Pro (1998-2000)
- *USA Today* All-Rookie Team (1996)
- *Sporting News* All-Pro (1998-2001, 2003-04)
- *Sports Illustrated* All-Pro (1997-2001, 2003-04, 2009-10)
- John Mackey Award (1997), AFC's best LB, as voted by peers
- NFLPA Linebacker of the Year (1997)
- Walter Payton Man of the Year Finalist (2003)
- NFL's Most Dominant Player, voted by league coaches through CBS Sports (2003)

# RAVENS LEGEND: RAY LEWIS

## RAY LEWIS CAREER STATISTICS

### REGULAR SEASON

Year	Team	GP	GS	TACKLES			SACKS		INTERCEPTIONS					FUMBLES		
				TT	Solo	Asst.	No.	Yards	No.	Yards	LG	TD	PD	FF	FR	Yards
1996	Baltimore	14	13	*142	*104	38	2.5	8.5	1	0	0	0	6	0	0	0
1997	Baltimore	16	16	**210	**163	47	4.0	27.0	1	18	18	0	9	1	1	0
1998	Baltimore	14	14	*154	*119	35	3.0	14.0	2	25	26	0	10	1	0	0
1999	Baltimore	16	16	**198	**131	67	3.5	20.5	3	97	60	0	8	1	0	0
2000	Baltimore	16	16	*187	*120	67	3.0	33.0	2	1	1	0	7	0	3	0
2001	Baltimore	16	16	**196	**130	66	3.5	26.0	3	115	64	0	10	1	1	0
2002	Baltimore	5	5	85	57	28	0.0	0.0	2	4	4	0	2	1	1	0
2003	Baltimore	16	16	#**225	**160	65	1.5	11.0	6	99	37	1	13	2	2	1
2004	Baltimore	15	15	**200	**122	78	1.0	9.0	0	0	0	0	3	1	2	0
2005	Baltimore	6	6	77	47	30	1.0	1.0	1	0	0	0	3	0	1	0
2006	Baltimore	14	14	*164	*106	58	5.0	36.5	2	27	27	0	9	1	1	0
2007	Baltimore	14	14	*184	*108	76	2.0	7.0	2	35	35t	1	10	2	1	0
2008	Baltimore	16	16	*160	*84	76	3.5	32.5	3	43	29	0	12	1	2	0
2009	Baltimore	16	16	*164	*100	64	3.0	16.0	0	9	9	0	6	3	1	0
2010	Baltimore	16	16	*145	*103	42	2.0	8.0	2	26	24t	1	4	2	3	0
2011	Baltimore	12	12	*95	*72	23	2.0	16.0	1	4	4	0	7	2	0	0
2012	Baltimore	6	6	57	44	13	1.0	0.0	0	0	0	0	1	1	1	0
<b>Totals</b>		<b>228</b>	<b>227</b>	<b>2,643</b>	<b>1,770</b>	<b>873</b>	<b>41.5</b>	<b>266.0</b>	<b>31</b>	<b>503</b>	<b>64</b>	<b>3</b>	<b>120</b>	<b>20</b>	<b>20</b>	<b>1</b>

\*LED TEAM; \*\*LED TEAM AND NFL  
#FRANCHISE SINGLE-SEASON RECORD

### CAREER SINGLE-GAME HIGHS (REGULAR SEASON)

<b>Total Tackles:</b> 25 (9/14/97 at NYG)	<b>Solo Tackles:</b> 18 (9/14/97 at NYG)
<b>Sacks:</b> 2 (11/26/00 vs. Cle.)	<b>INTs:</b> 2 3 times (last: 11/9/08 at Hou.)
<b>Forced Fumbles:</b> 1 20 times (last: 9/16/12 at Phi.)	<b>Fumble Recoveries:</b> 2 (12/28/08 vs. Jax.)
<b>Passes Defensed:</b> 3 6 times (last: 10/14/07 vs. STL)	

### POSTSEASON

Year	Team	GP	GS	TACKLES			SACKS		INTERCEPTIONS					FUMBLES		
				TT	Solo	Asst.	No.	Yards	No.	Yards	LG	TD	PD	FF	FR	Yards
2000	Baltimore	4	4	44	28	16	0.0	0.0	2	54	50t	1	7	0	1	0
2001	Baltimore	2	2	17	10	7	0.0	0.0	0	0	0	0	0	2	0	0
2003	Baltimore	1	1	18	12	6	0.0	0.0	0	0	0	0	0	0	0	0
2006	Baltimore	1	1	23	13	10	0.0	0.0	0	0	0	0	3	0	0	0
2008	Baltimore	3	3	29	23	6	0.0	0.0	0	0	0	0	1	2	0	0
2009	Baltimore	2	2	21	10	11	1.0	7.0	0	0	0	0	1	0	0	0
2010	Baltimore	2	2	13	9	4	1.0	10.0	0	0	0	0	0	1	0	0
2011	Baltimore	2	2	20	12	8	0.0	0.0	0	0	0	0	1	0	0	0
2012	Baltimore	4	4	51	29	22	0.0	0.0	0	0	0	0	1	0	0	0
<b>Totals</b>		<b>21</b>	<b>21</b>	<b>236</b>	<b>146</b>	<b>90</b>	<b>2.0</b>	<b>17.0</b>	<b>2</b>	<b>54</b>	<b>50t</b>	<b>1</b>	<b>14</b>	<b>5</b>	<b>1</b>	<b>0</b>

## RAVENS RECORDS

### RAVENS CAREER DEFENSIVE RECORDS (All-Time History)

**TACKLES**

1. Ray Lewis (1996-2012) . . . . .	2,643
2. Terrell Suggs (2003-13) . . . . .	762
3. Kelly Gregg (2001-10) . . . . .	721
4. Ed Reed (2002-12) . . . . .	661
5. Jarret Johnson (2003-11) . . . . .	523

**INTERCEPTIONS**

1. Ed Reed (2002-12) . . . . .	61
2. Ray Lewis (1996-2012) . . . . .	31
3. Chris McAlister (1999-2008) . . . . .	26

**FUMBLES RECOVERED**

1. Ray Lewis (1996-2012) . . . . .	20
2. Terrell Suggs (2003-13) . . . . .	12
3. Ed Reed (2002-12) . . . . .	10

## ELITE NFL CLUBS

### MOST CAREER TAKE-AWAYS BY A LINEBACKER (Since 1970 Merger)

Rk.	Player	Take-Aways	INTs	FRs
1.	Jack Ham	53	32	21
2.	<b>Ray Lewis</b>	<b>50</b>	<b>31</b>	<b>19*</b>
3.	Stan White	48	34	14

\*Has 20-career overall FRs, but 1 came after teammate Jamie Sharper fumbled an INT that Lewis would then recover; thus, Lewis has 19 FR take-aways.

Impressively, LB Ray Lewis is the only player in NFL history to record at least 40 sacks and 30 INTs in a career.

### NFL PLAYERS W/ 30+ SACKS & 25+ INTS (Since 1970 Merger)

Player	Games	Sacks	INTs
Ray Lewis (1996-2012)	228	41.5	31
Rodney Harrison (1994-2008)	186	30.5	34
William Thomas (1991-2001)	172	37.0	27

# ALL-TIME TRADES / ATTENDANCE

## RAVENS ALL-TIME TRADES

### MARCH 12, 1996

Traded 1997 fourth-round pick to Seattle for G Jeff Blackshear.

### FEBRUARY 14, 1997

Traded T Tony Jones to Denver for Broncos 1997 second-round pick (S Kim Herring).

### AUGUST 24, 1997

Ravens traded their 1998 seventh-round pick to Pittsburgh for OL Bernard Dafney.

### AUGUST 24, 1997

Traded 1999 seventh-round pick to Philadelphia for G Ben Cavit.

### FEBRUARY 14, 1998

Traded 1998 third- and fourth-round picks to Indianapolis for QB Jim Harbaugh and Colts 1998 fourth-round pick.

### FEBRUARY 18, 1998

Traded 1999 third-round pick to Tampa Bay for RB Errict Rhett.

### MARCH 22, 1999

Traded 1999 third-round pick and conditional 2000 fifth-round pick to Detroit for QB Scott Mitchell.

### MARCH 30, 1999

Traded 1999 sixth-round pick to New England for TE Lovett Purnell.

### APRIL 17, 1999

Traded 1999 fifth-round pick and 2000 seventh-round pick to St. Louis for QB Tony Banks.

### MARCH 16, 2004

In a three-team trade, the Ravens sent a second-round pick to the 49ers in exchange for WR Terrell Owens (3/3), then reached a settlement prior to arbitration when Baltimore acquired a fifth-round compensatory pick from Philadelphia, re-acquired the original second round pick, and the Eagles acquired Owens.

### APRIL 25, 2004

Traded fourth-round pick to Jacksonville for WR Kevin Johnson.

### JUNE 8, 2006

Traded 2007 fourth-round draft pick (128th overall) to Tennessee for QB Steve McNair.

### JUNE 19, 2006

Traded 2007 conditional draft pick to Indianapolis for S Jerome Sapp.

### MARCH 9, 2007

Traded three draft picks (third and seventh in 2007; third in 2008) to Buffalo for RB Willis McGahee, who signed a six-year deal with the Ravens.

### APRIL 27, 2008

Traded 2008 fourth-round draft pick (125th overall) to Oakland for CB Fabian Washington.

### MARCH 5, 2010

Traded 2010 third- and fourth-round draft picks to Arizona for WR Anquan Boldin and a 2010 fifth-round draft choice.

### SEPTEMBER 1, 2010

Traded 2011 conditional draft pick to Seattle for CB Josh Wilson. (Trade yielded a fifth-round choice for the Seahawks.)

### AUGUST 12, 2011

Traded a 2012 draft pick (fourth-round) to Buffalo for WR Lee Evans.

### MARCH 11, 2013

Traded WR Anquan Boldin to San Francisco for a 2013 sixth-round draft choice.

### MAY 9, 2013

Traded a conditional 2014 draft choice to Indianapolis in exchange for G/C A.Q. Shipley.

### AUGUST 21, 2013

Traded WR/RS David Reed to Indianapolis in exchange for RB Delone Carter.

### OCTOBER 3, 2013

Traded a 2014 fourth- and fifth-round pick to Jacksonville in exchange for T Eugene Monroe.

### OCTOBER 21, 2013

Traded T Bryant McKinnie to Miami in exchange for a conditional 2015 draft pick.

### MARCH 26, 2014

Traded a 2015 draft pick to Tampa Bay in exchange for C Jeremy Zuttah.

## ATTENDANCE RESULTS


Year	Home Attend.	Home Average	Road Attend.	Road Average	Preseason Attend.	Playoffs Attend.	Total Attend.	Average
1996	471,665	58,958	434,075	54,259	217,533	—	1,123,273	56,163
1997	475,236	59,404	465,680	58,210	189,179	—	1,130,095	56,505
1998	549,531	68,691	434,548	54,318	228,568	—	1,212,647	60,632
1999	547,127	68,391	458,844	57,356	214,734	—	1,220,705	61,035
2000	551,695	68,961	510,678	63,834	281,125	272,870	1,616,368	67,349
2001	554,991	69,374	508,251	63,531	209,222	136,227	1,408,691	67,080
2002	554,724	69,341	519,740	64,925	270,117	—	1,344,581	67,229
2003	556,634	69,579	450,295	56,287	275,416	69,452	1,351,797	64,371
2004	558,594	69,824	564,694	70,586	281,567	—	1,404,855	70,243
2005	563,076	70,385	533,939	66,742	251,796	—	1,348,811	67,441
2006	566,547	70,818	558,640	69,830	264,087	71,162	1,460,436	69,545
2007	569,226	71,153	542,974	67,872	273,271	—	1,385,471	69,274
2008	570,152	71,269	545,313	68,164	270,352	208,733	1,594,550	69,328
2009	568,660	71,083	505,417	63,177	278,713	136,291	1,489,081	67,686
2010	569,817	71,227	553,619	69,202	256,642	137,069	1,517,147	68,961
2011	569,792	71,224	514,110	64,264	277,681	140,303	1,501,886	68,268
2012	570,229	71,279	539,175	67,397	262,889	287,891	1,660,184	69,174
2013	569,084	71,136	536,938	67,117	242,044	—	1,348,066	67,403
<b>Total</b>	<b>9,936,780</b>	<b>69,005</b>	<b>9,176,930</b>	<b>63,729</b>	<b>4,544,936</b>		<b>25,073,644</b>	<b>65,983</b>
# of Games	144	—	144	—	71*	21	380	

\*8/13/01 @ Philadelphia cancelled: field conditions; 8/25/07 @ Washington terminated: severe weather




# RAVENS ALL-TIME AP HONORS

## ASSOCIATED PRESS PLAYERS OF THE YEAR



**LB Peter Boulware – 1997  
Defensive Rookie of the Year**



**LB Ray Lewis – 2000 & 2003  
Defensive Player of the Year**



**RB Jamal Lewis – 2003  
Offensive Player of the Year**



**S Ed Reed – 2004  
Defensive Player of the Year**



**LB Terrell Suggs – 2003 Def. Rookie of the Year & 2011 Def. Player of the Year**

## ASSOCIATED PRESS ALL-PRO HONOREES

Year	Player	Team	Year	Player	Team	Year	Player	Team
1997	T Jonathan Ogden	First	2003	CB Chris McAlister	First	2009	FB Le’Ron McClain	Second
1998	RS Jermaine Lewis	First	2003	T Jonathan Ogden	First	2009	DT Haloti Ngata	Second
1998	LB Ray Lewis	Second	2003	S Ed Reed	Second	2009	S Ed Reed	Second
1998	T Jonathan Ogden	Second	2004	LB Ray Lewis	First	2009	RB Ray Rice	Second
1999	LB Peter Boulware	Second	2004	CB Chris McAlister	Second	2010	K Billy Cundiff	First
1999	LB Ray Lewis	First	2004	T Jonathan Ogden	Second	2010	LB Ray Lewis	Second
1999	T Jonathan Ogden	Second	2004	S Ed Reed	First	2010	DT Haloti Ngata	First
2000	DT Sam Adams	Second	2006	FB Ovie Mughelli	Second	2010	S Ed Reed	First
2000	DE Rob Burnett	Second	2006	T Jonathan Ogden	Second	2011	FB Vonta Leach	First
2000	LB Ray Lewis	First	2006	S Ed Reed	First	2011	DT Haloti Ngata	First
2000	T Jonathan Ogden	First	2006	LB Bart Scott	Second	2011	S Ed Reed	Second
2000	K Matt Stover	First	2006	K Matt Stover	Second	2011	RB Ray Rice	Second
2000	S Rod Woodson	Second	2006	LB Adalius Thomas	First	2011	LB Terrell Suggs	First
2001	RS Jermaine Lewis	Second	2007	S Ed Reed	First	2011	G Marshal Yanda	Second
2001	LB Ray Lewis	First	2008	LB Ray Lewis	First	2012	RS Jacoby Jones	First
2001	T Jonathan Ogden	Second	2008	FB Le’Ron McClain	First	2012	FB Vonta Leach	First
2002	T Jonathan Ogden	First	2008	DT Haloti Ngata	Second	2012	DT Haloti Ngata	Second
2003	TE Todd Heap	Second	2008	S Ed Reed	First	2012	G Marshal Yanda	Second
2003	RB Jamal Lewis	First	2008	LB Terrell Suggs	Second	2013	K Justin Tucker	First
2003	LB Ray Lewis	First	2009	LB Ray Lewis	First			

# RAVENS ALL-TIME HONORS

## PLAYERS OF THE MONTH

Year	Month	Player	Honor	Year	Month	Player	Honor
1998	Sept.	PR Jermaine Lewis	Special Teams	2006	Sept.	LB Bart Scott	Defense
2000	Sept.	DE Rob Burnett	Defense	2006	Sept.	K Matt Stover	Special Teams
2000	Nov.	K Matt Stover	Special Teams	2008	Dec.	S Ed Reed	Defense
2000	Dec.	KR/PR Jermaine Lewis	Special Teams	2010	Nov.	LB Terrell Suggs	Defense
2003	Nov.	LB Ray Lewis	Defense	2010	Dec.	S Ed Reed	Defense
2003	Dec.	RB Jamal Lewis	Offense	2011	Dec.	LB Terrell Suggs	Defense
2004	Oct.	KR/PR B.J. Sams	Special Teams	2012	Nov.	RS Jacoby Jones	Special Teams
2004	Nov.	S Ed Reed	Defense	2013	Nov.	K Justin Tucker	Special Teams

## ROOKIES OF THE MONTH

Year	Month	Player	Honor	Year	Month	Player	Honor
1997	Sept.	LB Peter Boulware	Defense	2008	Nov.	QB Joe Flacco	Offense
2000	Nov.	RB Jamal Lewis	Offense	2009	Dec./Jan.	T Michael Oher	Offense
2003	Sept.	LB Terrell Suggs	Defense				

## PLAYERS OF THE WEEK

Year	Week	Player	Honor	Year	Week	Player	Honor
1996	1	LB Ray Lewis	Defense	2004	10	QB/P Kordell Stewart	Special Teams
1996	5	RB Earnest Byner	Offense	2004	14	QB Kyle Boller	Offense
1996	9	QB Vinny Testaverde	Offense	2005	11	K Matt Stover	Special Teams
1996	14	WR Derrick Alexander	Offense	2005	13	OLB Terrell Suggs	Defense
1997	9	LB Ray Lewis	Defense	2006	1	LB Ray Lewis	Defense
1997	15	WR/RS Jermaine Lewis	Special Teams	2006	10	DE Trevor Pryce	Special Teams
1998	2	CB Rod Woodson	Defense	2006	11	RS B.J. Sams	Special Teams
1998	4	RB Priest Holmes	Offense	2006	17	CB Chris McAlister	Defense
1998	4	KR Jermaine Lewis	Special Teams	2007	3	WR/RS Yamon Figurs	Special Teams
1998	10	DE Michael McCrary	Defense	2007	6	K Matt Stover	Special Teams
1999	3	LB Peter Boulware	Defense	2008	7	OLB Terrell Suggs	Defense
1999	11	K Matt Stover	Special Teams	2008	9	QB Joe Flacco	Offense
1999	13	DE Michael McCrary	Defense	2008	10	LB Ray Lewis	Defense
1999	14	WR Qadry Ismail	Offense	2008	12	S Ed Reed	Defense
1999	16	K Matt Stover	Special Teams	2008	14	S Ed Reed	Defense
2000	1	DE Rob Burnett	Defense	2008	16	P Sam Koch	Special Teams
2000	2	QB Tony Banks	Offense	2009	3	LB Brendon Ayanbadejo	Defense
2000	5	S Rod Woodson	Defense	2009	15	CB Domonique Foxworth	Defense
2000	6	K Matt Stover	Special Teams	2009	17	RB Willis McGahee	Offense
2000	16	LB Jamie Sharper	Defense	2010	3	WR Anquan Boldin	Offense
2000	17	WR/RS Jermaine Lewis	Special Teams	2010	9	DT Haloti Ngata	Defense
2001	3	S Corey Harris	Defense	2010	14	WR/RS David Reed	Special Teams
2001	8	K Matt Stover	Special Teams	2010	15	RB Ray Rice	Offense
2001	12	DE Adalius Thomas	Defense	2010	16	S Ed Reed	Defense
2001	15	LB Ray Lewis	Defense	2011	1	OLB Terrell Suggs	Defense
2001	17	LB Peter Boulware	Defense	2011	3	LB Ray Lewis	Defense
2002	4	LB Ray Lewis	Defense	2011	4	LB Jarret Johnson	Defense
2002	4	CB Chris McAlister	Special Teams	2011	11	WR Torrey Smith	Offense
2002	10	WR/RS Lamont Brightfult	Special Teams	2011	12	OLB Terrell Suggs	Defense
2002	12	LB Ed Hartwell	Defense	2011	13	RB Ray Rice	Offense
2002	13	S Chad Williams	Defense	2011	14	OLB Terrell Suggs	Defense
2003	2	RB Jamal Lewis	Offense	2011	17	RB Ray Rice	Offense
2003	6	S Ed Reed	Special Teams	2012	1	QB Joe Flacco	Offense
2003	12	QB Anthony Wright	Offense	2012	6	RS Jacoby Jones	Special Teams
2003	16	RB Jamal Lewis	Offense	2012	16	RB Ray Rice	Offense
2003	17	LB Ray Lewis	Defense	2013	10	K Justin Tucker	Special Teams
2004	7	CB Deion Sanders	Defense	2013	12	K Justin Tucker	Special Teams
2004	9	S Ed Reed	Defense	2013	15	K Justin Tucker	Special Teams

# RAVENS ALL-TIME PRO BOWLERS

## 1996

QB Vinny Testaverde  
S Eric Turner

## 1997

LB Ray Lewis  
T Jonathan Ogden

## 1998

LB Peter Boulware  
RS Jermaine Lewis  
LB Ray Lewis  
DE Michael McCrary  
T Jonathan Ogden  
ST Bennie Thompson

## 1999

LB Peter Boulware  
LB Ray Lewis  
DE Michael McCrary  
T Jonathan Ogden  
S Rod Woodson

## 2000

DT Sam Adams  
LB Ray Lewis  
T Jonathan Ogden  
K Matt Stover  
S Rod Woodson

## 2001

DT Sam Adams  
RS Jermaine Lewis  
LB Ray Lewis  
T Jonathan Ogden  
TE Shannon Sharpe  
S Rod Woodson

## 2002

T Jonathan Ogden  
LB Peter Boulware  
TE Todd Heap

## 2003 (tied KC for most in NFL)

LB Peter Boulware  
TE Todd Heap  
RB Jamal Lewis  
LB Ray Lewis  
CB Chris McAlister  
T Jonathan Ogden  
S Ed Reed  
ST Adalius Thomas

## 2004

T Jonathan Ogden  
LB Ray Lewis  
CB Chris McAlister  
S Ed Reed  
LB Terrell Suggs

## 2005

T Jonathan Ogden

## 2006

T Jonathan Ogden\*  
LB Ray Lewis\*  
CB Chris McAlister  
QB Steve McNair\*  
S Ed Reed  
LB Bart Scott  
LB Terrell Suggs  
LB Adalius Thomas

\* Ogden (toe) went to the Pro Bowl but did not play; Scott went instead of Lewis (hand); QB Vince Young (Ten.) went in lieu of McNair.

## 2007

T Jonathan Ogden  
LB Ray Lewis  
RB Willis McGahee  
S Ed Reed

## 2008

ST Brendon Ayanbadejo  
LB Ray Lewis  
FB Le'Ron McClain  
S Ed Reed  
LB Terrell Suggs

## 2009

LB Ray Lewis  
FB Le'Ron McClain  
DT Haloti Ngata  
S Ed Reed\*  
RB Ray Rice

\* Reed (injured hip/ankle) did not play.

## 2010

K Billy Cundiff  
LB Ray Lewis  
DT Haloti Ngata  
S Ed Reed\*  
OLB Terrell Suggs

\* Reed (death in family) did not play.

## 2011

G Ben Grubbs  
FB Vonta Leach  
LB Ray Lewis  
DT Haloti Ngata  
S Ed Reed\*  
RB Ray Rice\*  
OLB Terrell Suggs\*  
G Marshal Yanda

\* Reed (injury), Rice (family matter) and Suggs (injury) did not play.

## 2012

RS Jacoby Jones  
FB Vonta Leach  
DT Haloti Ngata  
S Ed Reed  
RB Ray Rice  
G Marshal Yanda

## 2013

DT Haloti Ngata  
OLB Terrell Suggs  
K Justin Tucker  
G Marshal Yanda



DT Haloti Ngata: 5 Pro Bowls



G Marshal Yanda: 3 Pro Bowls



# RAVENS ALL-TIME ROSTER

12	Abney, Derek (WR/RS)	Kentucky, 2004	56	Bynes, Josh (LB)	Auburn, 2011-13
95	Adams, Sam (DT)	Texas A&M, 2000-01	25	Byrdsong, Shawn (DB)	Mississippi State, 2002
43	Adams, Vashone (S)	Eastern Michigan, 1996	56	Caldwell, Mike (LB)	Middle Tennessee St., 1996
82	Alexander, Derrick (WR)	Michigan, 1996-97	99	Canty, Chris (DE)	Virginia, 2013
35	Allen, Anthony (RB)	Georgia Tech, 2011-12	25	Carr, Chris (CB/RS)	Boise State, 2009-11
29	Allen, Terry (RB)	Clemson, 2001	22	Carter, Dale (DB)	Tennessee, 2004-05
18	Ali, Charles (FB)	Arkansas-Pine Bluff, 2009	10	Case, Stoney (QB)	New Mexico, 1999
66	Anderson, Bennie (OL)	Tennessee State, 2001-04	65	Cavil, Ben (OL)	Oklahoma, 1997-98
14	Anderson, Derek (QB)	Oregon State, 2005	65	Caylor, Drew (OL)	Stanford, 2005
38	Anderson, Mike (RB)	Utah, 2006-07	92	Chase, Martin (DT)	Oklahoma, 1998-99
79	Anderson, Willie (T)	Auburn, 2008	65	Chester, Chris (G/C)	Oklahoma, 2006-10
88	Armour, Justin (WR)	Stanford, 1999	87	Clark, Dallas (TE)	Iowa, 2013
70	Arvie, Herman (OL)	Grambling, 1996	55	Clark, Sedric (LB)	Tulsa, 1996
74	Atkins, James (OL)	SW Louisiana, 1997-99	89	Clayton, Mark (WR)	Oklahoma, 2005-09
51	Ayanbadejo, Brendon (LB)	UCLA, 2008-12	81	Coates, Ben (TE)	Livingstone, 2000
30	Ayanbadejo, Obafemi (FB)	San Diego St., 1999-2001	53	Cody, Dan (LB/DE)	Oklahoma, 2005-07
35	Bailey, Robert (DB)	Miami (FL), 2000	62	Cody, Terrence (DT)	Alabama, 2010-13
86	Bajema, Billy (TE)	Oklahoma State, 2012-13	63	Collins, Mike (G)	Wake Forest, 2002
23	Baldwin, Randy (RB)	Mississippi, 1996	49	Collins, Ryan (TE)	St. Thomas (MN), 1999
12	Banks, Tony (QB)	Michigan State, 1999-2000	37	Considine, Sean (S)	Iowa, 2012
94	Bannan, Justin (DT)	Colorado, 2006-09	72	Cook, Damion (T)	Bethune-Cookman, 2002-04
80	Bannister, Alex (WR)	Eastern Kentucky, 2006	26	Cook, Emanuel (S)	South Carolina, 2011-12
50	Barnes, Antwan (LB)	Florida International, 2007-09	15	Copper, Terrance (WR)	East Carolina, 2008
28	Baxter, Gary (DB)	Baylor, 2001-04	23	Cotton, Kenyon (FB)	SW Louisiana, 1997-98
12	Beck, John (QB)	BYU, 2009	64	Cousins, Oniel (G/T)	UTEP, 2008-10
76	Bernstein, Alex (OL)	Amherst, 1997	46	Cox, Morgan (LS)	Tennessee, 2010-13
28	Berry, Damien (RB)	Miami (FL), 2011-12	51	Croel, Mike (LB)	Nebraska, 1996
77	Birk, Matt (C)	Harvard, 2009-12	7	Cundiff, Billy (K)	Drake, 2009-11
89	Bishop, Harold (TE)	LSU, 1996	1	Cunningham, Randall (QB)	UNLV, 2001
69	Blackshear, Jeff (G)	NE Louisiana, 1996-99	80	Curtis, Tony (TE)	Portland State, 2009
11	Blake, Jeff (QB)	East Carolina, 2002	72	Dafney, Bernard (OL)	Tennessee, 1997
74	Bobo, Orlando (OL)	NW Louisiana, 2000-01	91	Dalton, Lionel (DT)	Eastern Michigan, 1998-2001
81	Boldin, Anquan (WR)	Florida State, 2010-12	30	Daniel, Eugene (CB)	Louisiana State, 1997
7	Boller, Kyle (QB)	California, 2003-08	53	Daniels, Dexter (LB)	Florida, 1996
70	Bolling, Nate (DT)	Wake Forest, 2003	30	Daniels, P.J. (RB)	Georgia Tech, 2006-08
36	Booth, Isaac (DB)	California, 1996	81	Darling, Devard (WR)	Washington St., 2004-07
67	Boren, Justin (G/C)	Ohio State, 2011	56	Davis, Anthony (LB)	Utah, 2000
58	Boulware, Peter (LB)	Florida State, 1997-2005	86	Davis, Billy (WR)	Pittsburgh, 1999-2000
2	Bouman, Todd (QB)	St. Cloud State, 2008	85	DeLong, Greg (HB)	North Carolina, 1999
24	Brady, Donny (DB)	Wisconsin, 1996-98	47	Demps, Will (S)	San Diego St., 2002-05
22	Brew, Dorian (CB)	Kansas, 1996-97	60	DeVries, Jed (OL)	Utah State, 1996
57	Brigance, O.J. (LB)	Rice, 2000	84	Dickson, Ed (TE)	Oregon, 2010-13
45	Brightful, Lamont (RS)	E. Washington, 2002-03	8	Dilfer, Trent (QB)	Fresno State, 2000
16	Britton, Eddie (WR)	Central State (OH), 1997	87	Dinkins, Darnell (TE)	Pittsburgh, 2004-05
44	Brookins, Jason (RB)	Lane College, 2000-01	96	Divens, Lamar (DT)	Tennessee State, 2008-10
77	Brooks, Ethan (T)	Williams College, 2002-04	17	Doss, Tandon (WR)	Indiana, 2011-13
59	Brown, Arthur (LB)	Kansas State, 2013	94	Douglas, Marques (DL)	Howard, 1999, 2001-04, 2008
23	Brown, Chykie (CB)	Texas, 2011-13	36	Dowden, Corey (DB)	Grambling, 1996
51	Brown, Cornell (LB)	VA Tech, 1997-2000, 2002-04	38	Draughn, Shaun (RB)	North Carolina, 2013
18	Brown, Curtis (WR)	Alabama, 1996	80	Drew, Davon (TE)	East Carolina, 2009-11
60	Brown, Jason (G/C)	North Carolina, 2005-08	58	Dumervil, Elvis (OLB)	Louisville, 2013
14	Brown, Marlon (WR)	Georgia, 2013	40	Edison, Pedro (TE)	E. Tennessee State, 2000
31	Brown, Omar (S)	Marshall, 2012-13	93	Edwards, Dwan (DE)	Oregon State, 2004-09
78	Brown, Orlando (T)	S. Carolina St., 1996-98, 2003-05	26	Elam, Matt (S)	Florida, 2013
47	Brown, Ricky (LB)	Boston College, 2012	59	Ellerbe, Dannell (LB)	Georgia, 2009-12
49	Bryant, D.J. (LB)	James Madison, 2013	8	Elling, Aaron (K)	Wyoming, 2005
10	Bulger, Mark (QB)	West Virginia, 2010	72	Ellison, Atiyah (DT)	Missouri, 2006
54	Burgess, Prescott (LB)	Michigan, 2007-11	61	Elmore, John (OL)	Texas, 1997
90	Burnett, Rob (DE)	Syracuse, 1996-2001	85	Ethridge, Ray (WR)	Pasadena City, 1996-97
85	Burrough, Jonathan (TE)	New Mexico, 2001	29	Evans, Charles (FB)	Clark U. (Atl.), 1999-2000
38	Butler, Robb (DB)	Robert Morris, 2005	83	Evans, Lee (WR)	Wisconsin, 2011
21	Byner, Earnest (RB)	East Carolina, 1996-97	61	Everitt, Steve (C)	Michigan, 1996

# RAVENS ALL-TIME ROSTER

16	Figurs, Yamon (WR/RS)	Kansas St., 2007-08	84	Houshmandzadeh, T.J. (WR)	Oregon State, 2010
8	Finnerty, Cullen (QB)	Grand Valley St., 2007	66	Hudson, John (LS)	Auburn, 2000
98	Fitch, Zarnell (DT)	TCU, 2007	29	Huff, Michael (S)	Texas, 2013
37	Fitzhugh, Keith (S)	Mississippi State, 2009	33	Hughley, Delvin (CB)	Jacksonville St., 2001
5	Flacco, Joe (QB)	Delaware, 2008-13	23	Hunter, Dameon (RB)	Utah, 2002
62	Flynn, Mike (C)	Maine, 1997-2007	23	Hunter, Earnest (RB)	SE Oklahoma, 1996
71	Folau, Spencer (T)	Idaho, 1996-2000	84	Hunter, Javin (WR)	Notre Dame, 2002-03
78	Footman, Dan (DL)	Florida State, 1996	80	Hymes, Randy (WR)	Grambling St., 2002-05
91	Fortune, Elliott (DL)	Georgia Tech, 1996	32	Ihedigbo, James (S)	Massachusetts, 2012-13
24	Foxworth, Domonique (CB)	Maryland, 2009-11	64	Isaia, Sale (G)	UCLA, 1996-98
91	Franklin, Aubrayo (DT)	Tennessee, 2003-06	87	Ismail, Qadry (WR)	Syracuse, 1999-2001
97	Frase, Paul (DE)	Syracuse, 1998	35	Ivy, Corey (CB)	Oklahoma, 2006-09
94	Frederick, Mike (DL)	Virginia, 1996-98	25	Jackson, Asa (CB/RS)	Cal Poly, 2012-13
26	Fuller, Corey (CB/S)	Florida State, 2003-04	50	Jackson, Brad (LB)	Cincinnati, 1998-2001
71	Gaither, Jared (T)	Maryland, 2007-10	81	Jackson, Michael (WR)	Southern Miss., 1996-98
35	Gardner, Carwell (FB)	Louisville, 1996	54	James, Robert (LB)	Arizona State, 2013
32	Gash, Sam (FB)	Penn State, 2000-02	25	Jenkins, DeRon (DB)	Tennessee, 1996-99
44	Gaston, Willie (CB)	Houston, 2007	6	Jenkins, J.R. (K)	Marshall, 2002
40	Gerard, K.J. (S)	Northern Arizona, 2009	77	Jensen, Ryan (G/C)	Colorado State-Pueblo, 2013
61	Gibson, Gary (DT)	Rutgers, 2005	55	Johnson, J.R. (LB)	Syracuse, 2002
73	Goad, Tim (DT)	North Carolina, 1996	95	Johnson, Jarret (LB/DE)	Alabama, 2003-11
62	Goeas, Leo (OL)	Hawaii, 1997	85	Johnson, Kevin (WR)	Syracuse, 2004
50	Goganius, Keith (LB)	Penn State, 1996	39	Johnson, Chris (CB)	Louisville, 2012
56	Gooden, Tavares (LB)	Miami (FL), 2008-10	83	Johnson, Patrick (WR)	Oregon, 1998-2001, 2004-05
76	Gordon, Amon (DT)	Stanford, 2007	83	Johnson, Ron (WR)	Minnesota, 2002-03
36	Gorrer, Danny (DB)	Texas A&M, 2011	50	Johnson, Tim (LB)	Youngstown State, 2001, 06
66	Gradkowski, Gino (C)	Delaware, 2012-13	97	Jones, Arthur (DE)	Syracuse, 2010-13
24	Graham, Corey (CB)	New Hampshire, 2012-13	56	Jones, Edgar (LB/TE)	SE Missouri St., 2007-11
34	Graham, Jay (RB)	Tennessee, 1997-99	12	Jones, Jacoby (WR/RS)	Lane College, 2012-13
12	Graham, Shayne (K)	West Virginia, 2011	97	Jones, James (DL)	Northern Iowa, 1996-98
18	Grbac, Elvis (QB)	Michigan, 2001	88	Jones, John (TE)	Indiana (PA), 2000-03
86	Green, Eric (TE)	Liberty, 1996-98	31	Jones, Rondell (S)	North Carolina, 1997
95	Green, Howard (DT)	Louisiana State, 2002	82	Jones, Terry (TE)	Alabama, 2002-05
33	Green, Justin (FB)	Montana, 2005-07	66	Jones, Tony (T)	Western Carolina, 1996
54	Green, Roderick (LB)	Central Missouri St., 2004-05	44	Juszczyk, Kyle (FB)	Harvard, 2013
97	Gregg, Kelly (DT)	Oklahoma, 2000-10	70	Katula, Matt (LS)	Wisconsin, 2005-09
59	Greisen, Nick (LB)	Wisconsin, 2007-08	96	Kemoeatu, Ma'ake (DT)	Utah, 2002-05, 2012
66	Grubbs, Ben (G)	Auburn, 2007-11	12	Kight, Danny (K)	Augusta State, 2001
65	Gurode, Andre (G/C)	Colorado, 2011	88	Kinchen, Brian (TE)	Louisiana State, 1996-98
62	Hale, David (G/T)	Weber State, 2008-10	94	Kindle, Sergio (OLB)	Texas, 2010-12
58	Haley, Dennis (LB)	Virginia, 2005-06	34	Knight, Tom (CB)	Iowa, 2002-03
95	Hall, Bryan (DT)	Arkansas State, 2012	4	Koch, Sam (P)	Nebraska, 2006-13
81	Hambrick, Kenyon (WR)	Alabama A&M, 2001	60	Kooistra, Scott (G/T)	North Carolina State, 2010
54	Hamilton, Adrian (OLB)	Prairie View A&M, 2012-13	57	Kopp, Jeff (LB)	USC, 1998-99
22	Hamlin, Ken (S)	Arkansas, 2010	74	Kracalik, Mike (T)	San Diego State, 2006-08
4	Harbaugh, Jim (QB)	Michigan, 1998	99	Kruger, Paul (OLB/DE)	Utah, 2009-12
70	Harewood, Ramon (G/T)	Morehouse, 2010-12	47	Kuhn, Scott (TE)	Louisville, 2008
82	Harper, Justin (WR)	Virginia Tech, 2008-10	37	Lake, Carnell (S)	UCLA, 2001
51	Harris, Bernardo (LB)	North Carolina, 2002-03	26	Landry, Dawan (S)	Georgia Tech, 2006-10
45	Harris, Corey (S)	Vanderbilt, 1998-2001	38	Langham, Antonio (DB)	Alabama, 1996-97
67	Harrison, Chris (G)	Virginia, 1999	32	Lawrence, Matt (RB)	Massachusetts, 2009-11
48	Hartley, Frank (TE)	Illinois, 1996	44	Leach, Vonta (FB)	East Carolina, 2011-13
56	Hartwell, Edgerton (LB)	Western Illinois, 2001-04	82	LeBel, Harper (TE)	Colorado State, 1998
6	Hauschka, Steve (K)	North Carolina St., 2008-09	36	Leonhard, Jim (S)	Wisconsin, 2008
86	Heap, Todd (TE)	Arizona State, 2001-10	41	Levine, Anthony (S)	Tennessee State, 2012-13
70	Hellestrae, Dale (LS)	Southern Methodist, 2001	79	LeVoir, Mark (OL)	Notre Dame, 2011
67	Hernandez, Adam (OL)	Yale, 1998	31	Lewis, Jamal (RB)	Tennessee, 2000-06
20	Herring, Kim (S)	Penn State, 1997-2000	84	Lewis, Jermaine (WR)	Maryland, 1996-2001
33	Hoard, Leroy (RB)	Michigan, 1996	52	Lewis, Ray (LB)	Miami (FL), 1996-2012
33	Holmes, Priest (RB)	Texas, 1997-2000	95	Lewis-Moore, Kapron (DE)	Notre Dame, 2013
15	Horsey, Albert (WR)	Delaware State, 2001	61	Lindsay, Everett (OL)	Mississippi, 1999
70	Houser, Kevin (LS)	Ohio State, 2010	5	Lloyd, Rhys (K)	Minnesota, 2007

# RAVENS ALL-TIME ROSTER

50 Lopez, Nicholas (LB) . . . . .	Texas Southern, 1997	56 Olsavsky, Jerry (LB) . . . . .	Pittsburgh, 1998
35 Love, Clarence (DB) . . . . .	Toledo, 1999-2000	72 Osemele, Kelechi (G/T) . . . . .	Iowa State, 2012-13
6 Lucas, Ray (QB) . . . . .	Rutgers, 2003	6 Otis, Scott (QB) . . . . .	Glenville St. (WV), 1996
39 Luchey, Nick (FB) . . . . .	Miami (FL), 2006	72 Parker, J'Vonne (DT) . . . . .	Rutgers, 2007
95 Lyle, Rick (DL) . . . . .	Missouri, 1996	91 Parker, Riddick (DE) . . . . .	North Carolina, 2002-03
29 Lyons, Lamar (DB) . . . . .	Washington, 1997	34 Parmele, Jalen (RB) . . . . .	Toledo, 2008-10
59 Maese, Joe (LS) . . . . .	New Mexico, 2001-04	30 Paschal, Marcus (S) . . . . .	Iowa, 2009
29 Martin, Derrick (CB) . . . . .	Wyoming, 2006-08	79 Pashos, Tony (T) . . . . .	Illinois, 2003-06
85 Mason, Derrick (WR) . . . . .	Michigan State, 2005-10	59 Payne, Rod (C) . . . . .	Michigan, 2000
72 Mattison, Bryan (DL/OL) . . . . .	Iowa, 2008-11	25 Perryman, Raymond (S) . . . . .	Northern Arizona, 2002
17 Maxwell, Marcus (WR) . . . . .	Oregon, 2008	53 Peters, Tyrell (LB) . . . . .	Oklahoma, 1997-99
58 McAdoo, Michael (OLB) . . . . .	North Carolina, 2011-12	24 Phillips, Anwar (CB) . . . . .	Penn State, 2008
21 McAlister, Chris (CB) . . . . .	Arizona, 1999-2008	58 Phillips, Jason (LB) . . . . .	TCU, 2009-11
98 McBean, Ryan (DT) . . . . .	Oklahoma State, 2012	81 Pierce, Aaron (TE) . . . . .	Washington, 1999
37 McCann, Bryan (CB) . . . . .	Southern Methodist, 2010-11	30 Pierce, Bernard (RB) . . . . .	Temple, 2012-13
53 McClain, Jameel (LB) . . . . .	Syracuse, 2008-13	88 Pitta, Dennis (TE) . . . . .	BYU, 2010-13
33 McClain, Le'Ron (FB) . . . . .	Alabama, 2007-10	24 Pittman, David (CB) . . . . .	Northwestern St., 2006-07
50 McClellan, Albert (LB) . . . . .	Marshall, 2011-13	98 Pleasant, Anthony (DE) . . . . .	Tennessee St., 1996
54 McCloud, Tyrus (LB) . . . . .	Louisville, 1997-98	43 Poindexter, Anthony (S) . . . . .	Virginia, 1999-2000
99 McCrary, Michael (DE) . . . . .	Wake Forest, 1997-2002	31 Pollard, Bernard (S) . . . . .	Purdue, 2011-12
58 McCune, Robert (LB) . . . . .	Louisville, 2007-08	50 Polley, Tommy (LB) . . . . .	Florida State, 2005
23 McGahee, Willis (RB) . . . . .	Miami (FL), 2007-10	24 Porter, Alvin (DB) . . . . .	Oklahoma St., 2001-02
38 McKie, Jason (FB) . . . . .	Temple, 2010	42 Potts, Roosevelt (FB) . . . . .	NE Louisiana, 1998
91 McKinney, Brandon (DT) . . . . .	Michigan State, 2008-11	76 Powell, Carl (DE) . . . . .	Louisville, 2000
78 McKinnie, Bryant (T) . . . . .	Miami (FL), 2011-13	59 Powell, Craig (LB) . . . . .	Ohio State, 1996
9 McNair, Steve (QB) . . . . .	Alcorn State, 2006-07	27 Prude, Ronnie (CB) . . . . .	Louisiana State, 2006-07
90 McPhee, Pernell (DE) . . . . .	Mississippi State, 2011-13	90 Pryce, Trevor (DE) . . . . .	Clemson, 2006-10
13 Mellette, Aaron (WR) . . . . .	Elon, 2013	80 Purnell, Lovett (TE) . . . . .	West Virginia, 1999
21 Metcalf, Eric (RB) . . . . .	Texas, 1996-98	61 Rabach, Casey (C/G) . . . . .	Wisconsin, 2001-04
36 Miles, Jeromy (S) . . . . .	Massachusetts, 2013	34 Rainey, Bobby (RB) . . . . .	Western Kentucky, 2012
30 Miller, Prince (CB) . . . . .	Georgia, 2010	93 Redding, Cory (DE) . . . . .	Texas, 2010-11
97 Missouri, Dwayne (DE) . . . . .	Northwestern, 2001	7 Redman, Chris (QB) . . . . .	Louisville, 2000-03
42 Mitchell, Anthony (DB) . . . . .	Tuskegee, 1999-2002	33 Redmon, Tellis (RB) . . . . .	Minnesota, 2002
60 Mitchell, Jeff (C) . . . . .	Florida, 1997-2000	16 Reed, David (WR/RS) . . . . .	Utah, 2010-12
19 Mitchell, Scott (QB) . . . . .	Utah, 1999	20 Reed, Ed (S) . . . . .	Miami (FL), 2002-12
79 Moll, Tony (G/T) . . . . .	Nevada, 2009-10	76 Reid, Jah (G/T) . . . . .	Central Florida, 2011-13
60 Monroe, Eugene (T) . . . . .	Virginia, 2013	77 Reitz, Joe (T) . . . . .	Western Michigan, 2008
9 Montgomery, Greg (P) . . . . .	Michigan State, 1996-97	32 Rhett, Errict (RB) . . . . .	Florida, 1998-99
84 Moore, Clarence (WR) . . . . .	Northern Arizona, 2004-06	39 Ricard, Alan (FB) . . . . .	NE Louisiana, 2000-05
27 Moore, Stevon (S) . . . . .	Mississippi, 1996-99	27 Rice, Ray (RB) . . . . .	Rutgers, 2008-13
33 Morris, Byron "Bam" (RB) . . . . .	Texas Tech, 1996-97	5 Richardson, Kyle (P) . . . . .	Arkansas State, 1998-2001
33 Morrow, Harold (FB) . . . . .	Auburn, 2003-04	14 Richardson, Wally (QB) . . . . .	Penn State, 1997-98
27 Mouton, Cash (CB) . . . . .	Louisiana-Monroe, 2005	9 Richey, Wade (K) . . . . .	Louisiana State, 2003-04
34 Mughelli, Ovie (FB) . . . . .	Wake Forest, 2003-06	69 Rimpf, Brian (G) . . . . .	East Carolina, 2004-06
64 Mulitalo, Edwin (G) . . . . .	Arizona, 1999-2006	30 Robertson, Rob (FB) . . . . .	Northwestern St. (LA), 1998
16 Murphy, Nick (P) . . . . .	Arizona State, 2004	61 Robinson, Kareem (DE) . . . . .	Tenn.-Chattanooga, 1998
43 Nakamura, Haruki (S) . . . . .	Cincinnati, 2008-11	87 Robinson, Marcus (WR) . . . . .	South Carolina, 2003
11 Nash, Marcus (WR) . . . . .	Tennessee, 1999-2000	69 Rodgers, Stefan (G/T) . . . . .	Lambuth, 2010
42 Neal, Lorenzo (FB) . . . . .	Fresno State, 2008	83 Roe, James (WR) . . . . .	Norfolk State, 1996-98
63 Ndukwe, Ikechuku (G) . . . . .	Northwestern, 2006-07	22 Rolle, Samari (CB) . . . . .	Florida State, 2005-09
6 Nedney, Joe (K) . . . . .	San Jose St., 1999	40 Ross, Cory (RB) . . . . .	Nebraska, 2006-07
56 Nelson, Jim (LB) . . . . .	Penn State, 2005	95 Salave'a, Joe (DT) . . . . .	Arizona, 2003
67 Neujahr, Quentin (C) . . . . .	Kansas State, 1996-97	36 Sams, B.J. (DB/RS) . . . . .	McNeese St., 2004-07
92 Ngata, Haloti (DT) . . . . .	Oregon, 2006-13	67 Sanders, Daniel (G/C) . . . . .	Colorado, 2010
82 Nordin, Jake (TE) . . . . .	Northern Illinois, 2007	37 Sanders, Deion (CB) . . . . .	Florida State, 2004-05
42 Norton, Zach (CB) . . . . .	Cincinnati, 2004-05	81 Sanders, Frank (WR) . . . . .	Auburn, 2003
95 Nugent, Dave (DE) . . . . .	Purdue, 2002	42 Sapp, Gerome (S) . . . . .	Notre Dame, 2003, 2006-07
89 Ofodile, A.J. (TE) . . . . .	Missouri, 1996-99	80 Savoy, Phil (WR) . . . . .	Colorado, 1998
87 Ogden, Jeff (WR) . . . . .	Eastern Washington, 1996-99	57 Scott, Bart (LB) . . . . .	Southern Illinois, 2002-08
75 Ogden, Jonathan (T) . . . . .	UCLA, 1996-2007	34 Scott, Bernard (RB) . . . . .	Abilene Christian, 2013
25 Oglesby, Evan (CB) . . . . .	North Alabama, 2005-06, 2008	72 Searcy, Leon (T) . . . . .	Miami (FL), 2001
74 Oher, Michael (T) . . . . .	Mississippi, 2009-13	93 Sears, Corey (DL) . . . . .	Mississippi State, 1996



# RAVENS ALL-TIME ROSTER

82	Sharpe, Shannon (TE)	Savannah State, 2000-01	80	Vickers, Lee (TE)	North Alabama, 2007
55	Sharper, Jamie (LB)	Virginia, 1997-2001	68	Vincent, Keydrick (G)	Mississippi, 2005-06
68	Shiple, A.Q. (G/C)	Penn State, 2013	44	Vinson, Tony (RB)	Towson, 1997-99
87	Singleton, Nate (WR)	Grambling State, 1997	33	Waddell, Reggie (DB)	W. Illinois, 2001
98	Siragusa, Tony (DT)	Pittsburgh, 1997-2001	71	Wagner, Rick (T)	Wisconsin, 2013
94	Simon, John (OLB)	Ohio State, 2013	88	Wainwright, Frank (TE)	N. Colorado, 1999-2000
69	Slaughter, Chad (T)	Alcorn State, 2008	41	Walker, Frank (CB)	Tuskegee, 2008-09
53	Slaughter, T.J. (LB)	So. Mississippi, 2003-04	38	Walls, Raymond (CB)	Southern Mississippi, 2003-04
51	Smith, Daryl (LB)	Georgia Tech, 2013	46	Ward, B.J. (S)	Florida State, 2005
96	Smith, Fernando (DE)	Jackson State, 1999	95	Ward, Chris (DL)	Kentucky, 1997
22	Smith, Jimmy (CB)	Colorado, 2011-13	85	Ward, Detric (WR/RS)	Northern Iowa, 2003
73	Smith, Lawrence (T)	Tennessee St., 2002	31	Washington, Fabian (CB)	Nebraska, 2008-10
82	Smith, L.J. (TE)	Rutgers, 2009	93	Washington, Keith (DE)	UNLV, 1997-2000
11	Smith, Marcus (WR)	New Mexico, 2008-10	15	Washington, Kelley (WR)	Tennessee, 2009
51	Smith, Mike (LB)	Texas Tech, 2005-07	98	Weaver, Anthony (DE)	Notre Dame, 2002-05
32	Smith, Musa (RB)	Georgia, 2003-07	21	Webb, Lardarius (CB)	Nicholls State, 2009-13
82	Smith, Torrey (WR)	Maryland, 2011-13	79	Webster, Larry (DL)	Maryland, 1996-2001
88	Smith, Trent (TE)	Oklahoma, 2003-04	12	Wheelwright, Ernie (WR)	Minnesota, 2008
10	Smith, Troy (QB)	Ohio State, 2007-09	30	White, Jamel (RB)	South Dakota, 2004-05
43	Solwold, Mike (LS)	Wisconsin, 2003-04	83	Wilcox, Daniel (TE)	Appalachian State, 2004-08
96	Spears, Marcus (DE)	Louisiana State, 2013	54	Wilkinson, Calvin (LB)	Temple, 2000
18	Stallworth, Donte' (WR)	Tennessee, 2010	63	Williams, Bobbie (G)	Arkansas, 2012
14	St. Pierre, Brian (QB)	Boston College, 2005	98	Williams, Brandon (DT)	Missouri Southern St., 2013
11	Stark, Jon (QB)	Trinity International, 1996	80	Williams, Calvin (WR)	Purdue, 1996
22	Starks, Duane (CB)	Miami, 1998-2001	29	Williams, Cary (CB)	Washburn, 2009-12
41	Staten, Ralph (S)	Alabama, 1997-98	49	Williams, Chad (S)	So. Mississippi, 2002-05
10	Stewart, Kordell (QB)	Colorado, 2004-05	47	Williams, Chavis (OLB)	Alabama, 2011
56	Stills, Gary (LB)	West Virginia, 2006-07	87	Williams, Demetrius (WR)	Oregon, 2006-09
80	Stokley, Brandon (WR)	SW Louisiana, 1999-2002, 2013	76	Williams, Erik (OL)	Central State (OH), 2001
39	Stone, Daren (S)	Maine, 2008	57	Williams, Jerroll (LB)	Purdue, 1996
3	Stover, Matt (PK)	Louisiana Tech, 1996-2008	36	Williams, John (CB)	Southern, 1997-98
11	Streeter, Tommy (WR)	Miami (FL), 2012	15	Williams, LaQuan (WR)	Maryland, 2011-12
55	Suggs, Terrell (OLB)	Arizona State, 2003-13	23	Williams, Moe (RB)	Kentucky, 2001
54	Sutter, Ed (LB)	Northwestern, 1996	34	Williams, Ricky (RB)	Texas, 2011
70	Swayne, Harry (T)	Rutgers, 1999-2000	72	Williams, Sammy (OL)	Oklahoma, 1998-2001
88	Sypniewski, Quinn (TE)	Colorado, 2006-09	63	Williams, Wally (OL)	Florida A&M, 1996-98
63	Szalay, Thatcher (C)	Montana, 2005	17	Willis, Matt (WR)	UCLA, 2007
98	Talavou, Kelly (DT)	Utah, 2008-10	37	Wilson, Josh (CB)	Maryland, 2010
22	Tate, Robert (CB)	Cincinnati, 2002	87	Wilson, Kris (TE)	Pittsburgh, 2011
29	Taylor, Chester (RB)	Toledo, 2002-05	28	Winborne, Jamaine (DB)	Virginia, 2005-07
92	Taylor, Leland (DL)	Louisville, 1997	59	Woodfin, Zac (LB)	Ala.-Birmingham, 2005
54	Taylor, Shannon (LB)	Virginia, 2001-02	26	Woodson, Rod (CB/S)	Purdue, 1998-2001
89	Taylor, Travis (WR)	Florida, 2000-04	2	Wright, Anthony (QB)	South Carolina, 2002-05
2	Taylor, Tyrod (QB)	Virginia Tech, 2011-13	85	Wynn, Milton (WR)	Washington State, 2002
78	Terry, Adam (T)	Syracuse, 2005-09	73	Yanda, Marshal (G/T)	Iowa, 2007-13
12	Testaverde, Vinny (QB)	Miami (FL), 1996-97	80	Yarborough, Ryan (WR)	Wyoming, 1997-98
96	Thomas, Adalius (DE/LB)	So. Mississippi, 2000-06	15	Zastudil, Dave (P)	Ohio, 2002-05
72	Thomas, Benard (DE)	Nebraska, 2005	28	Zbikowski, Tom (S)	Notre Dame, 2008-11
65	Thomas, Jason (G)	Hampton, 2001-03	10	Zeier, Eric (QB)	Georgia, 1996-98
37	Thompson, Bennie (DB)	Grambling, 1996-99	70	Zielinski, Matt (DT)	Duke, 2004
33	Thompson, Christian (S)	South Carolina St., 2012-13	63	Zitelli, Emmett (C)	Purdue, 1999
83	Thompson, Deonte (WR/RS)	Florida, 2012-13			
16	Thompson, Germany (WR)	New Mexico, 2000			
38	Trapp, James (DB)	Clemson, 1999-2002			
28	Trawick, Brynden (S)	Troy, 2013			
9	Tucker, Justin (K)	Texas, 2012-13			
29	Turner, Eric (DB)	UCLA, 1996			
87	Turner, Floyd (WR)	Northwestern St. (LA), 1996-98			
17	Tyree, David (WR)	Syracuse, 2009			
93	Tyson, DeAngelo (DE)	Georgia, 2012-13			
91	Upshaw, Courtney (OLB)	Alabama, 2012-13			
77	Vickers, Kipp (OL)	Miami, 2000-01			

The all-time alphabetical roster lists the last-known jersey number worn by a player. The roster includes every year a player was on the team, whether active, IR or PUP list. Additionally, if a player was on the Ravens' 53-man roster at any time, he appears. (However, the roster does not include players who solely spent time on the practice squad or in training camp.)

The all-time numerical roster on the following pages lists all of the jersey numbers worn by a Raven. An example would be NT Kelly Gregg, who wore both 73 and 97 jerseys.

# ALL-TIME ROSTER BY JERSEY NO.

1	Cunningham, Randall	QB	Figurs, Yamon	WR/RS	Berry, Damien	RB
2	Bouman, Todd	QB	Moore, Clarence	WR	McAlister, Chris	CB
	Taylor, Tyrod	QB	Reed, David	WR/RS	Trawick, Brynden	S
	Wright, Anthony	QB	Thompson, Germany	WR	Winborne, Jamaine	DB
3	Stover, Matt	K	Wynn, Milton	WR	Zbikowski, Tom	S
4	Harbaugh, Jim	QB	17 Doss, Tandon	WR	29 Allen, Terry	RB
	Koch, Sam	P	Maxwell, Marcus	WR	Evans, Charles	FB
5	Flacco, Joe	QB	Tyree, David	WR	Huff, Michael	S
	Lloyd, Rhys	K	Willis, Matt	WR	Lyons, Lamar	DB
	Richardson, Kyle	P	18 Brown, Curtis	WR	Martin, Derrick	CB
6	Hauschka, Steve	K	Grbac, Elvis	QB	Taylor, Chester	RB
	Jenkins, J.R.	K	Stallworth, Donte'	WR	Turner, Eric	DB
	Nedney, Joe	K	19 Mitchell, Scott	QB	Williams, Cary	CB
	Otis, Scott	QB	20 Herring, Kim	S	30 Ayanbadejo, Obafemi	FB
7	Boller, Kyle	QB	Reed, Ed	S	Daniel, Eugene	CB
	Cundiff, Billy	K	21 Byner, Earnest	RB	Daniels, P.J.	RB
	Redman, Chris	QB	McAlister, Chris	CB	Miller, Prince	CB
8	Boller, Kyle	QB	Metcalfe, Eric	RB	Paschal, Marcus	S
	Dilfer, Trent	QB	Webb, Lardarius	CB	Pierce, Bernard	RB
	Elling, Aaron	K	Williams, John	CB	Robertson, Rob	FB
	Finnerty, Cullen	QB	22 Brew, Dorian	DB	White, Jamel	RB
9	McNair, Steve	QB	Carter, Dale	DB	31 Brown, Omar	S
	Montgomery, Greg	P	Hamlin, Ken	S	Jones, Rondell	S
	Richey, Wade	K	Knight, Tom	CB	Lewis, Jamal	RB
	Tucker, Justin	K	Rolle, Samari	CB	Pollard, Bernard	S
10	Bulger, Marc	QB	Smith, Jimmy	CB	Washington, Fabian	CB
	Case, Stoney	QB	Starks, Duane	CB	32 Gash, Sam	FB
	Smith, Troy	QB	Tate, Robert	CB	Ihedigbo, James	S
	Stewart, Kordell	QB	23 Baldwin, Randy	RB	Lawrence, Matt	RB
	Zeier, Eric	QB	Brown, Chykie	CB	Rhett, Errict	RB
11	Blake, Jeff	QB	Cotton, Kenyon	FB	Smith, Musa	RB
	Darling, Devard	WR	Hunter, Dameon	RB	33 Green, Justin	FB
	Johnson, Patrick	WR	Hunter, Earnest	RB	Hoard, Leroy	RB
	Nash, Marcus	WR	McGahee, Willis	RB	Holmes, Priest	RB
	Smith, Marcus	WR	Williams, Moe	RB	Hughley, Delvin	CB
	Smith, Troy	QB	Winborne, Jamaine	DB	McClain, Le'Ron	FB
	Stark, Jon	QB	24 Brady, Donny	DB	Morris, Byron "Bam"	RB
	Stokley, Brandon	WR	Carter, Dale	CB	Morrow, Harold	FB
12	Abney, Derek	WR/RS	Foxworth, Domonique	CB	Thompson, Christian	S
	Banks, Tony	QB	Graham, Corey	CB	Waddell, Reggie	DB
	Beck, John	QB	Phillips, Anwar	CB	34 Graham, Jay	RB
	Graham, Shayne	K	Pittman, David	CB	Knight, Tom	CB
	Jones, Jacoby	WR/RS	Porter, Alvin	DB	Mughelli, Ovie	FB
	Kight, Danny	K	25 Carr, Chris	CB/RS	Parmeale, Jalen	RB
	St. Pierre, Brian	QB	Cook, Emanuel	S	Rainey, Bobby	RB
	Testaverde, Vinny	QB	Jackson, Asa	CB/RS	Ross, Cory	RB
	Wheelwright, Ernie	WR	Jenkins, De'Ron	DB	Scott, Bernard	RB
13	Davis, Billy	WR	Love, Clarence	DB	Williams, John	CB
	Mellette, Aaron	WR	Oglesby, Evan	CB	Williams, Ricky	RB
14	Anderson, Derek	QB	Zbikowski, Tom	S	35 Allen, Anthony	RB
	Brown, Marlon	WR	26 Cook, Emanuel	S	Bailey, Robert	DB
	Harper, Justin	WR	Elam, Matt	S	Gardner, Carwell	FB
	Richardson, Wally	QB	Fuller, Corey	CB/S	Ivy, Corey	CB
	St. Pierre, Brian	QB	Holmes, Priest	RB	Love, Clarence	DB
	Stokley, Brandon	WR	Landry, Dawan	S	Waddell, Reggie	DB
15	Armour, Justin	WR	Woodson, Rod	CB/S	36 Booth, Isaac	DB
	Copper, Terrance	WR	27 Moore, Stevon	S	Dowden, Corey	DB
	Horsey, Albert	WR	Mouton, Cash	CB	Gorrer, Danny	CB
	Washington, Kelley	WR	Prude, Ronnie	CB	McCann, Bryan	CB
	Williams, LaQuan	WR	Rice, Ray	RB	Miles, Jeromy	S
	Zastudil, Dave	P	Sapp, Gerome	S	Leonhard, Jim	S
16	Britton, Eddie	WR	28 Baxter, Gary	DB	Sams, B.J.	DB/RS

# ALL-TIME ROSTER BY JERSEY NO.

	Williams, John . . . . .	CB		McClain, Jameel . . . . .	LB	60	Brown, Jason . . . . .	G/C
37	Considine, Sean . . . . .	S		Purnell, Lovett . . . . .	TE		DeVries, Jed . . . . .	OL
	Fitzhugh, Keith . . . . .	S		Williams, Chad . . . . .	S		Kooistra, Scott . . . . .	OL
	Lake, Carnell . . . . .	S	49	Bryant, D.J. . . . .	OLB		Mitchell, Jeff . . . . .	C
	McCann, Bryan . . . . .	CB/RS	50	Barnes, Antwan . . . . .	LB		Monroe, Eugene . . . . .	T
	McClain, Le'Ron . . . . .	FB		Goganious, Keith . . . . .	LB	61	Elmore, John . . . . .	OL
	Sanders, Deion . . . . .	CB		Jackson, Brad . . . . .	LB		Everitt, Steve . . . . .	C
	Thompson, Bennie . . . . .	DB		Johnson, Tim . . . . .	LB		Gibson, Gary . . . . .	DT
	Waddell, Reggie . . . . .	DB		Lopez, Nicholas . . . . .	LB		Jones, Arthur . . . . .	DT
	Wilson, Josh . . . . .	CB		McClellan, Albert . . . . .	LB		Lindsay, Everett . . . . .	OL
38	Ali, Charles . . . . .	FB		Polley, Tommy . . . . .	LB		Rabach, Casey . . . . .	C/G
	Anderson, Mike . . . . .	RB	51	Ayanbadejo, Brendon . . . . .	LB		Robinson, Kareem . . . . .	DE
	Brown, Omar . . . . .	S		Brown, Cornell . . . . .	LB	62	Cody, Terrence . . . . .	NT
	Butler, Robb . . . . .	DB		Croel, Mike . . . . .	LB		Flynn, Mike . . . . .	C
	Draughn, Shaun . . . . .	RB		Harris, Bernardo . . . . .	LB		Hale, David . . . . .	G/T
	Langham, Antonio . . . . .	DB		Smith, Daryl . . . . .	LB		Goeas, Leo . . . . .	OL
	McKie, Jason . . . . .	FB		Smith, Mike . . . . .	LB	63	Cody, Terrence . . . . .	NT
	Parmele, Jalen . . . . .	RB	52	Lewis, Ray . . . . .	LB		Collins, Mike . . . . .	G
	Trapp, James . . . . .	DB	53	Cody, Dan . . . . .	LB/DE		Ndukwe, Ikechuku . . . . .	G
	Walls, Raymond . . . . .	CB		Daniels, Dexter . . . . .	LB		Szalay, Thatcher . . . . .	C
39	Johnson, Chris . . . . .	CB		McClain, Jameel . . . . .	LB		Williams, Bobbie . . . . .	G
	Luchey, Nick . . . . .	FB		Peters, Tyrell . . . . .	LB		Williams, Wally . . . . .	OL
	Ricard, Alan . . . . .	FB		Slaughter, T.J. . . . .	LB		Zitelli, Emmett . . . . .	C
	Stone, Daren . . . . .	S	54	Burgess, Prescott . . . . .	LB	64	Cousins, Oniel . . . . .	G/T
40	Cotton, Kenyon . . . . .	FB		Green, Roderick . . . . .	LB		Isaia, Sale . . . . .	G
	Edison, Pedro . . . . .	TE		Hamilton, Adrian . . . . .	OLB		Multalo, Edwin . . . . .	G
	Gerard, K.J. . . . .	S		James, Robert . . . . .	LB	65	Cavil, Ben . . . . .	OL
	Juszczyk, Kyle . . . . .	FB		Johnson, Tim . . . . .	LB		Caylor, Drew . . . . .	OL
	Ross, Cory . . . . .	RB		McCloud, Tyrus . . . . .	LB		Chester, Chris . . . . .	C/G
41	Levine, Anthony . . . . .	DB		Sutter, Ed . . . . .	LB		Gurode, Andre . . . . .	G/C
	Staten, Ralph . . . . .	S		Taylor, Shannon . . . . .	LB		Thomas, Jason . . . . .	G
	Walker, Frank . . . . .	CB		Wilkinson, Calvin . . . . .	LB	66	Anderson, Bennie . . . . .	OL
42	Brew, Dorian . . . . .	DB	55	Clark, Sedric . . . . .	LB		Bolling, Nate . . . . .	DT
	Mitchell, Anthony . . . . .	DB		Johnson, J.R. . . . .	LB		Gradkowski, Gino . . . . .	C
	Neal, Lorenzo . . . . .	FB		Sharper, Jamie . . . . .	LB		Grubbs, Ben . . . . .	G
	Norton, Zach . . . . .	CB		Suggs, Terrell . . . . .	OLB		Hellestrae, Dale . . . . .	LS
	Potts, Roosevelt . . . . .	FB	56	Bynes, Josh . . . . .	LB		Hudson, John . . . . .	LS
	Sapp, Gerome . . . . .	S		Caldwell, Mike . . . . .	LB		Jones, Tony . . . . .	T
43	Adams, Vashone . . . . .	S		Davis, Anthony . . . . .	LB	67	Boren, Justin . . . . .	G/C
	Nakamura, Haruki . . . . .	S		Gooden, Tavares . . . . .	LB		Hernandez, Adam . . . . .	OL
	Poindexter, Anthony . . . . .	S		Haley, Dennis . . . . .	LB		Lewis-Moore, Kapron . . . . .	DE
	Solwold, Mike . . . . .	LS		Hartwell, Edgerton . . . . .	LB		Neujahr, Quentin . . . . .	C
44	Brookins, Jason . . . . .	RB		Jones, Edgar . . . . .	OLB		Sanders, Daniel . . . . .	G/C
	Gaston, Willie . . . . .	CB		Nelson, Jim . . . . .	LB	68	McKinney, Brandon . . . . .	DT
	Leach, Vonta . . . . .	FB		Olsavsky, Jerry . . . . .	LB		Shiple, A.Q. . . . .	G/C
	Vinson, Tony . . . . .	RB		Stills, Gary . . . . .	LB		Vincent, Keydrick . . . . .	G
	Wilcox, Daniel . . . . .	TE	57	Brigance, O.J. . . . .	LB	69	Blackshear, Jeff . . . . .	G
45	Brightful, Lamont . . . . .	RS		Kopp, Jeff . . . . .	LB		Franklin, Aubrayo . . . . .	DT
	Harris, Corey . . . . .	S		Scott, Bart . . . . .	LB		Rimpf, Brian . . . . .	G
46	Cox, Morgan . . . . .	LS		Williams, Jerroll . . . . .	LB		Rodgers, Stefan . . . . .	T
	Ward, B.J. . . . .	S	58	Boulware, Peter . . . . .	LB		Slaughter, Chad . . . . .	T
47	Brown, Ricky . . . . .	LB		Dumervil, Elvis . . . . .	LB	70	Arvie, Herman . . . . .	OL
	Demps, Will . . . . .	S		Haley, Dennis . . . . .	LB		Harewood, Ramon . . . . .	G/T
	Hunter, Javin . . . . .	WR/CB		McAdoo, Michael . . . . .	OLB		Houser, Kevin . . . . .	LS
	Jones, John . . . . .	TE		McCune, Robert . . . . .	LB		Katula, Matt . . . . .	LS
	Kuhn, Scott . . . . .	TE		Phillips, Jason . . . . .	LB		Nugent, Dave . . . . .	DT
	Williams, Chavis . . . . .	OLB	59	Brown, Arthur . . . . .	LB		Swayne, Harry . . . . .	T
48	Collins, Ryan . . . . .	TE		Ellerbe, Dannell . . . . .	LB		Zielinski, Matt . . . . .	DT
	Edison, Pedro . . . . .	TE		Greisen, Nick . . . . .	LB	71	Folau, Spencer . . . . .	T
	Gooden, Tavares . . . . .	LB		Maese, Joe . . . . .	LS		Gaither, Jared . . . . .	T
	Hartley, Frank . . . . .	TE		Payne, Rod . . . . .	C		Wagner, Rick . . . . .	T
	Johnson, Tim . . . . .	LB		Powell, Craig . . . . .	LB	72	Cook, Damion . . . . .	T
	Jones, Edgar . . . . .	LB/TE		Woodfin, Zac . . . . .	LB		Dafney, Bernard . . . . .	OL



# ALL-TIME ROSTER BY JERSEY NO.

	Ellison, Atiyah . . . . .	DT		Pierce, Aaron . . . . .	TE	<b>89</b>	Bishop, Harold . . . . .	TE
	Mattison, Bryan . . . . .	DL/OL		Smith, Marcus . . . . .	WR		Clayton, Mark . . . . .	WR
	Osemele, Kelechi . . . . .	G/T	<b>82</b>	Alexander, Derrick . . . . .	WR		Ofodile, A.J. . . . .	TE
	Parker, J'vonne . . . . .	DT		Harper, Justin . . . . .	WR		Taylor, Travis . . . . .	WR
	Searcy, Leon . . . . .	T		Jones, Terry . . . . .	TE		Williams, Calvin . . . . .	WR
	Thomas, Benard . . . . .	DE		LeBel, Harper . . . . .	TE	<b>90</b>	Brown, Cornell . . . . .	LB
	Williams, Sammy . . . . .	OL		Nordin, Jake . . . . .	TE		Burnett, Rob . . . . .	DE
<b>73</b>	Goad, Tim . . . . .	DT		Sanders, Frank . . . . .	WR		McPhee, Pernell . . . . .	DE
	Gregg, Kelly . . . . .	DT		Sharpe, Shannon . . . . .	TE		Pryce, Trevor . . . . .	DE
	Yanda, Marshal . . . . .	G/T		Smith, L.J. . . . .	TE	<b>91</b>	Dalton, Lionel . . . . .	DT
<b>74</b>	Atkins, James . . . . .	OL		Smith, Torrey . . . . .	WR		Douglas, Marques . . . . .	DT
	Bobo, Orlando . . . . .	OL		Wainwright, Frank . . . . .	TE		Fortune, Elliott . . . . .	DL
	Kracalik, Mike . . . . .	T	<b>83</b>	Dickson, Ed. . . . .	TE		Franklin, Aubrayo . . . . .	DT
	Oher, Michael . . . . .	T		Drew, Davon . . . . .	TE		Jones, Edgar . . . . .	TE/LB
	Webster, Larry . . . . .	DT		Evans, Lee . . . . .	WR		McKinney, Brandon . . . . .	DT
	Williams, Larry . . . . .	DT		Johnson, Patrick . . . . .	WR		Parker, Riddick . . . . .	DE
<b>75</b>	Ogden, Jonathan . . . . .	T		Johnson, Ron . . . . .	WR		Upshaw, Courtney . . . . .	OLB
<b>76</b>	Bernstein, Alex . . . . .	OL		Roe, James . . . . .	WR	<b>92</b>	Chase, Martin . . . . .	DT
	Gordon, Amon . . . . .	DT		Thompson, Deonte . . . . .	WR/RS		Lyle, Rick . . . . .	DL
	Hale, David . . . . .	G/T		Wilcox, Daniel . . . . .	TE		Ngata, Haloti . . . . .	DT
	Johnson, Jarret . . . . .	OLB	<b>84</b>	Dickson, Ed. . . . .	TE		Taylor, Leland . . . . .	DL
	Powell, Carl . . . . .	DE		Houshmandzadeh, T.J. . . . .	WR	<b>93</b>	Edwards, Dwan . . . . .	DE
	Reid, Jah . . . . .	G/T		Hunter, Javin . . . . .	WR/CB		Redding, Cory . . . . .	DE
	Robinson, Kareem . . . . .	DE		Jones, Edgar . . . . .	LB/TE		Sears, Corey . . . . .	DL
	Williams, Erik . . . . .	OL		Lewis, Jermaine . . . . .	WR/KR		Tyson, DeAngelo . . . . .	DE
<b>77</b>	Birk, Matt . . . . .	C		Moore, Clarence . . . . .	WR		Washington, Keith . . . . .	DE
	Brooks, Ethan . . . . .	T		Purnell, Lovett . . . . .	TE	<b>94</b>	Bannan, Justin . . . . .	DT
	Brown, Orlando . . . . .	T		Savoy, Phil . . . . .	WR		Douglas, Marques . . . . .	DL
	Jensen, Ryan . . . . .	OL		Williams, Calvin . . . . .	WR		Frederick, Mike . . . . .	DL
	Reitz, Joe . . . . .	T		Wynn, Milton . . . . .	WR		Kindle, Sergio . . . . .	OLB
	Vickers, Kipp . . . . .	OL		Yarborough, Ryan . . . . .	WR		Simon, John . . . . .	OLB
<b>78</b>	Brown, Orlando . . . . .	T	<b>85</b>	Burrough, Jonathan . . . . .	TE		Zielinski, Matt . . . . .	DT
	Fitzpatrick, Larry . . . . .	DT		DeLong, Greg . . . . .	HB	<b>95</b>	Adams, Sam . . . . .	DT
	Footman, Dan . . . . .	DL		Ethridge, Ray . . . . .	WR		Frase, Paul . . . . .	DE
	McKinnie, Bryant . . . . .	T		Green, Eric . . . . .	TE		Green, Howard . . . . .	DT
	Terry, Adam . . . . .	T		Johnson, Kevin . . . . .	WR		Hall, Bryan . . . . .	DT
	Williams, Sammy . . . . .	OL		Johnson, Patrick . . . . .	WR		Hamilton, Adrian . . . . .	OLB
<b>79</b>	Anderson, Willie . . . . .	T		Jones, John . . . . .	TE		Johnson, Jarret . . . . .	OLB
	LeVoir, Mark . . . . .	G/T		Mason, Derrick . . . . .	WR		Nugent, Dave . . . . .	DE
	Moll, Tony . . . . .	G/T	<b>86</b>	Bajema, Billy . . . . .	TE		Salave'a, Joe . . . . .	DT
	Pashos, Tony . . . . .	T		Davis, Billy . . . . .	WR		Ward, Chris . . . . .	DL
	Webster, Larry . . . . .	DL		DeLong, Greg . . . . .	HB	<b>96</b>	Divens, Lamar . . . . .	DT
<b>80</b>	Bannister, Alex . . . . .	WR		Ethridge, Ray . . . . .	WR		Kemoeatu, Ma'ake . . . . .	NT
	Bishop, Harold . . . . .	TE		Green, Eric . . . . .	TE		Smith, Fernando . . . . .	DE
	Curtis, Tony . . . . .	TE		Heap, Todd . . . . .	TE		Spears, Marcus . . . . .	DE
	Dickson, Ed. . . . .	TE	<b>87</b>	Clark, Dallas . . . . .	TE		Thomas, Adalius . . . . .	DE/LB
	Drew, Davon . . . . .	TE		Dinkins, Darnell . . . . .	TE	<b>97</b>	Frase, Paul . . . . .	DE
	Hymes, Randy . . . . .	WR		Ismail, Qadry . . . . .	WR		Gregg, Kelly . . . . .	DT
	Purnell, Lovett . . . . .	TE		Ogden, Jeff . . . . .	WR		Jones, Arthur . . . . .	DE
	Sanders, Frank . . . . .	WR		Robinson, Marcus . . . . .	WR		Jones, James . . . . .	DL
	Savoy, Phil . . . . .	WR		Singleton, Nate . . . . .	WR		Missouri, Dwayne . . . . .	DE
	Stokley, Brandon . . . . .	WR		Turner, Floyd . . . . .	WR	<b>98</b>	McBean, Ryan . . . . .	DT
	Vickers, Lee . . . . .	TE		Williams, Demetrius . . . . .	WR		Pleasant, Anthony . . . . .	DE
	Williams, Calvin . . . . .	WR		Wilson, Kris . . . . .	TE		Siragusa, Tony . . . . .	DT
	Yarborough, Ryan . . . . .	WR	<b>88</b>	Armour, Justin . . . . .	WR		Talavou, Kelly . . . . .	DT
<b>81</b>	Boldin, Anquan . . . . .	WR		Jones, John . . . . .	TE		Weaver, Anthony . . . . .	DE
	Coates, Ben . . . . .	TE		Kinchen, Brian . . . . .	TE		Williams, Brandon . . . . .	DT
	Darling, Devard . . . . .	WR		Pitta, Dennis . . . . .	TE	<b>99</b>	Canty, Chris . . . . .	DE
	Hambrick, Kenyon . . . . .	WR		Smith, Trent . . . . .	TE		Kruger, Paul . . . . .	OLB/DE
	Hymes, Randy . . . . .	WR		Sypniewski, Quinn . . . . .	TE		McCrary, Michael . . . . .	DE
	Jackson, Michael . . . . .	WR		Turner, Floyd . . . . .	WR			
	Moore, Clarence . . . . .	WR		Wainwright, Frank . . . . .	TE			

# ALL-TIME DRAFT CHOICES

## 1996

Rd.	Pk.	Pos.	Player	College
1a	4	G/T	Jonathan Ogden	UCLA
1b	26	LB	Ray Lewis	Miami
2b	55	CB	DeRon Jenkins	Tennessee
5b	153	WR	Jermaine Lewis	Maryland
6a	172	LB	Dexter Daniels	Florida
6b	186	WR	James Roe	Norfolk State
7b	238	QB	Jon Stark	Trinity Intl.

Obtained second 1st-round choice (26) from SF along with 49ers 1995 1st-, 3rd- and 4th- (from KC) round picks for Cle. 1995 1st-round pick (obtained from Atl. for RB Eric Metcalf and Cle. original 1995 1st-round pick). First 2nd-round choice (35) was traded to TB for TE Harold Bishop. Obtained second 2nd-round choice (55) from Den. for 1996 3rd-, 4th- and 7th-round picks. First 5th-round choice (136) was traded to NO for DB Reginald Jones. Obtained second 5th-round pick (153) from Atl. for G Gene Williams. Third 5th-round choice (157) obtained from Phi. to Dal. for 1997 4th-round pick. Obtained second 6th-round choice (186) from Jax. (supplemental) along with Jaguars 1995 5th-round pick for Cle. 1995 4th-round pick. Obtained second 7th-round choice (238) from Phi. for DL Ronnie Dixon.

## 1997

Rd.	Pk.	Pos.	Player	College
1	4	LB	Peter Boulware	Florida State
2a	34	LB	Jamie Sharper	Virginia
2b	58	S	Kim Herring	Penn State
3	64	RB	Jay Graham	Tennessee
4b	118	LB	Tyrus McCloud	Louisville
5	134	C	Jeff Mitchell	Florida
6a	167	FB	Steve Lee	Indiana
6b	194	LB	Cornell Brown	Virginia Tech
7a	205	DE	Chris Ward	Kentucky
7b	234	QB	Wally Richardson	Penn State
7c	236	S	Ralph Staten	Alabama
7d	238	DT	Leland Taylor	Louisville

Obtained second 2nd-round choice (58) from Den. for T Tony Jones. First 4th-round choice (100) was traded to Atl. through Sea. for G Jeff Blakeshear. Obtained second 4th-round pick from Dal. for 1996 5th-round pick (obtained from Phi.). Second 6th-round choice (194) and 2nd (234), 3rd (236) and 4th (238) 7th-round choices were compensatory.

## 1998

Rd.	Pk.	Pos.	Player	College
1	10	CB	Duane Starks	Miami
2	42	WR	Patrick Johnson	Oregon
5a	124	DT	Martin Chase	Oklahoma
5b	133	S	Ryan Sutter	Colorado
6a	154	LB	Ron Rogers	Georgia Tech
6b	164	T	Sammy Williams	Oklahoma
7b	241	TE	Cam Quayle	Weber State

Traded 3rd-round choice (71) along with 1998 4th-round pick (93) to Ind. for QB Jim Harbaugh and Colts 1998 4th-round pick. Traded first 4th-round choice (from Ind.) to Ind.

for 1998 4th-, 5th- and 6th-round picks. Traded second 4th-round pick (104) to TB for 1999 3rd-round pick. Traded first 7th-round choice (199) to Atl. through Pit. for OL Bernard Dafney. Second 7th-round pick (241) was compensatory.

## 1999

Rd.	Pk.	Pos.	Player	College
1	10	CB	Chris McAlister	Arizona
4a	105	WR	Brandon Stokley	SW Louisiana
4b	129	G	Edwin Mulitalo	Arizona
7	216	S	Anthony Poindexter	Virginia

Traded 2nd-round choice (42) to Atl. for Atl. 2000 1st-round pick. Traded 3rd-round pick (72) to Det. along with conditional 2000 5th-round pick for QB Scott Mitchell. Traded 5th-round choice (145) to STL along with 2000 7th-round pick for QB Tony Banks. Traded first 6th-round choice (180) to NE for TE Lovett Purnell. Traded second 6th-round choice (185, from Ind.) to Min. for OL Everett Lindsay.

## 2000

Rd.	Pk.	Pos.	Player	College
1a	5	RB	Jamal Lewis	Tennessee
1b	10	WR	Travis Taylor	Florida
3	75	QB	Chris Redman	Louisville
5	148	OL	Richard Mercier	Miami
6a	186	DE	Adalius Thomas	So. Mississippi
6b	191	DT	Cedric Woodard	Texas

Acquired first 1st-round pick (5) from Atl. for a 1999 2nd-round choice.

## 2001

Rd.	Pk.	Pos.	Player	College
1	31	TE	Todd Heap	Arizona State
2	62	DB	Gary Baxter	Baylor
3	92	C/G	Casey Rabach	Wisconsin
4	126	LB	Edgerton Hartwell	W. Illinois
5	161	RB	Chris Barnes	New Mexico St.
6	194	LS	Joe Maese	New Mexico
7	231	DE	Dwayne Missouri	Northwestern

## 2002

Rd.	Pk.	Pos.	Player	College
1	24	S	Ed Reed	Miami
2	52	DE	Anthony Weaver	Notre Dame
4a	112	P	Dave Zastudil	Ohio
4b	123	WR	Ron Johnson	Minnesota
5	155	TE	Terry Jones	Alabama
6a	195	DB	Lamont Brightful	E. Washington
6b	206	WR	Javin Hunter	Notre Dame
6c	207	RB	Chester Taylor	Toledo
6d	209	S	Chad Williams	So. Mississippi
7	236	QB	Wes Pate	Stephen F. Austin

Traded 3rd-round choice (96) to Den. for 4th- (112) and 5th-round (155) picks (Ravens had traded their 5th [159] to Washington to draft Weaver).

# ALL-TIME DRAFT CHOICES

## 2003

Rd.	Pk.	Pos.	Player	College
1a	10	LB	Terrell Suggs	Arizona State
1b	19	QB	Kyle Boller	California
3	77	RB	Musa Smith	Georgia
4a	109	LB	Jarret Johnson	Alabama
4b	134	FB	Ovie Mughelli	Wake Forest
5a	146	DT	Aubrayo Franklin	Tennessee
5b	173	T	Tony Pashos	Illinois
6	182	S	Gerome Sapp	Notre Dame
7a	223	TE	Trent Smith	Oklahoma
7b	250	C	Mike Mabry	Central Florida
7c	258	S	Antwoine Sanders	Utah

Traded 2nd-round choice (41) to NE with 2004 1st-round pick for NE's 1st-round pick (19/Boller). Second 4th-round pick (134), second 5th-round pick (173), second and third 7th-round picks (250 and 258) were compensatory.

## 2004

Rd.	Pk.	Pos.	Player	College
2	51	DT	Dwan Edwards	Oregon State
3	82	WR	Devard Darling	Washington St.
5	153	OLB	Roderick Green	Gen. Missouri St.
6a	187	QB	Josh Harris	Bowling Green
6b	199	WR	Clarence Moore	N. Arizona
7a	244	WR	Derek Abney	Kentucky
7b	246	G	Brian Rimpf	East Carolina

Traded 1st-round pick to NE for Pats' 2003 1st-round selection (19) to draft QB Kyle Boller. Traded 4th-round pick (120) to Jax. for WR Kevin Johnson. Both 7th-round picks (244 and 246) were compensatory.

## 2005

Rd.	Pk.	Pos.	Player	College
1	22	WR	Mark Clayton	Oklahoma
2a	53	OLB	Dan Cody	Oklahoma
2b	64	T	Adam Terry	Syracuse
4	124	G/C	Jason Brown	North Carolina
5	158	FB	Justin Green	Montana
6	213	QB	Derek Anderson	Oregon State
7	234	LB	Mike Smith	Texas Tech

Obtained second 2nd-round choice (64) from NE in exchange for Ravens 3rd- (84) and 6th-round (195) picks in 2005 and a 3rd-round selection in 2006. Sixth-round pick (213) was compensatory.

## 2006

Rd.	Pk.	Pos.	Player	College
1	12	DT	Haloti Ngata	Oregon
2	56	C/G	Chris Chester	Oklahoma
3	87	CB	David Pittman	NW State
4a	111	WR	Demetrius Williams	Oregon
4b	132	RB	P.J. Daniels	Georgia Tech
5a	146	S	Dawan Landry	Georgia Tech
5b	166	TE	Quinn Sypniewski	Colorado
6a	203	P	Sam Koch	Nebraska
6b	208	CB	Derrick Martin	Wyoming
7	219	LB/DE	Ryan LaCasse	Syracuse

Obtained 1st-round choice (12) from Cle. for Baltimore's 1st-round (13) and 6th-round (181) picks. Obtained 2nd-round (56) and 3rd-round (87) choices from the N.Y. Giants for the Ravens' 2nd-round pick (44). Second 4th-round (132), second 5th-round (166) and second 6th-round (208) selections were compensatory.

## 2007

Rd.	Pk.	Pos.	Player	College
1	29	G	Ben Grubbs	Auburn
3a	74	WR	Yamon Figurs	Kansas State
3b	86	G/T	Marshal Yanda	Iowa
4a	134	OLB	Antwan Barnes	Florida Intl.
4b	137	FB	Le'Ron McClain	Alabama
5	174	QB	Troy Smith	Ohio State
6	207	ILB	Prescott Burgess	Michigan

Obtained first 3rd-round pick (74) and a 4th-round choice (101) from Det. for the Ravens' 2nd-round (61) pick. Acquired second 3rd-round choice (86) from Jax. for 4th-round (101), 5th-round (166) and 6th-round (203) picks. First and second 4th-round (134 and 137), 5th-round (174) and 6th-round (207) choices were compensatory.

## 2008

Rd.	Pk.	Pos.	Player	College
1	18	QB	Joe Flacco	Delaware
2	55	RB	Ray Rice	Rutgers
3a	71	ILB	Tavares Gooden	Miami
3b	86	S	Tom Zbikowski	Notre Dame
3c	99	T	Oniel Cousins	UTEP
4a	106	WR	Marcus Smith	New Mexico
4b	133	G/T	David Hale	Weber State
6	206	S	Haruki Nakamura	Cincinnati
7a	215	WR	Justin Harper	Virginia Tech
7b	240	RB	Allen Patrick	Oklahoma

Obtained 1st-round (18) choice from Houston for the Ravens' 1st-round (26) and 3rd-round (89) picks that Baltimore received from Jacksonville, plus the Ravens' 6th-round (173) choice. Baltimore began the day with the 8th-overall pick and traded it to Jacksonville for the Jaguars' 1st-round (26), both 3rd-round (71 and 89) and 4th-round (125) selections. Obtained 2nd-round (55) choice from Seattle for the Ravens' 2nd-round (38) pick. Acquired second 3rd-round (86) choice, along with 2nd-round pick (Rice, 55) from Seattle for the Ravens' 2nd-round (38) pick. Traded 4th-round (125) choice to Oakland for CB Fabian Washington. Third 3rd-round (99), second 4th-round (133), 6th-round (206) and second 7th-round (240) picks were compensatory.

Note: In 2007, the Ravens used a 5th-round pick in the July Supplemental Draft to tab T Jared Gaither.



# ALL-TIME DRAFT CHOICES

## 2009

Rd.	Pk.	Pos.	Player	College
1	23	T	Michael Oher	Mississippi
2	57	LB/DE	Paul Kruger	Utah
3	88	DB	Lardarius Webb	Nicholls State
5a	137	LB	Jason Phillips	TCU
5b	149	TE	Davon Drew	East Carolina
6	185	RB	Cedric Peerman	Virginia

Obtained 1st-round choice (23) from NE for the Ravens' 1st-round (26) and 5th-round (162) picks. Acquired two 5th-round choices (137 and 141) from NE for the Ravens' 4th-round (123) pick. Obtained 5th-round (149) and 6th-round (185) choices from Denver for the 5th-round (141) pick.

## 2010

Rd.	Pk.	Pos.	Player	College
2a	43	LB	Sergio Kindle	Texas
2b	57	DT	Terrence Cody	Alabama
3	70	TE	Ed Dickson	Oregon
4	114	TE	Dennis Pitta	BYU
5a	156	WR	David Reed	Utah
5b	157	DT	Arthur Jones	Syracuse
6	194	T	Ramon Harewood	Morehouse

Acquired first 2nd-round (43), 3rd-round (70) and 4th-round (114) choices from Den. for the Ravens' 1st-round (25) pick. Traded original 3rd-round (88) and 4th-round (123) choices to Ari. for WR Anquan Boldin and a 5th-round pick (157).

## 2011

Rd.	Pk.	Pos.	Player	College
1	27	CB	Jimmy Smith	Colorado
2	58	WR	Torrey Smith	Maryland
3	85	T	Jah Reid	Central Florida
4	123	WR	Tandon Doss	Indiana
5a	164	CB	Chykie Brown	Texas
5b	165	DE	Pernell McPhee	Mississippi St.
6	180	QB	Tyrod Taylor	Virginia Tech
7	225	RB	Anthony Allen	Georgia Tech

Traded 3rd-round pick (90th) and a 6th-round pick (191st) to Phi. in exchange for Eagles' 85th selection to acquire Reid. Both 5th-round picks (164 and 165) were compensatory.

## 2012

Rd.	Pk.	Pos.	Player	College
2a	35	OLB	Courtney Upshaw	Alabama
2b	60	G/T	Kelechi Osemele	Iowa State
3	84	RB	Bernard Pierce	Temple
4a	98	G/C	Gino Gradkowski	Delaware
4b	130	S	Christian Thompson	South Carolina St.
5	169	CB/RS	Asa Jackson	Cal Poly
6	198	WR	Tommy Streeter	Miami
7	236	DE	DeAngelo Tyson	Georgia

Obtained 2nd-round pick (35) and 4th-round choice (98) in a trade with Min. in exchange for the Ravens' 1st-round (29) selection. Obtained the 84th-overall pick in a trade

with Atl. for the Ravens' 3rd-round (91) and 5th-round (164) selections. The 130th and 169th picks were compensatory.

## 2013

Rd.	Pk.	Pos.	Player	College
1	32	S	Matt Elam	Florida
2	56	LB	Arthur Brown	Kansas State
3	94	DT	Brandon Williams	Missouri Southern St.
4a	129	OLB	John Simon	Ohio State
4b	130	FB	Kyle Juszczyk	Harvard
5	168	G/T	Rick Wagner	Wisconsin
6a	200	DE	Kapron Lewis-Moore	Notre Dame
6b	203	C	Ryan Jensen	Colorado St.-Pueblo
7a	238	WR	Aaron Mellette	Elon
7b	247	CB	Marc Anthony	California

Obtained 56th pick in a trade with Seattle for the Ravens' 2nd-round pick (62nd), 5th-round choice (165th) and 6th-round selection (199th). The 130th, 168th, 203rd and 247th picks were compensatory.

## 2014

Rd.	Pk.	Pos.	Player	College
1	17	LB	C.J. Mosley	Alabama
2	48	DT	Timmy Jernigan	Florida State
3a	79	S	Terrence Brooks	Florida State
3b	99	TE	Crockett Gilmore	Colorado State
4a	134	DE	Brent Urban	Virginia
4b	138	RB	Lorenzo Taliaferro	Coastal Carolina
5	175	G/C	John Urschel	Penn State
6	194	QB	Keith Wenning	Ball State
7	218	WR	Michael Campanaro	Wake Forest

Ravens acquired the 218th pick from the Browns in exchange for a 2015 draft choice. The 99th, 134th, 138th and 175th picks were compensatory.

## DRAFTED RAVENS: BY COLLEGE

Alabama 7, Arizona 2, Arizona State 2, Auburn 1, Ball State 1, Baylor 1, Bowling Green 1, BYU 1, California 2, Cal Poly 1, Central Florida 2, Central Missouri State 1, Cincinnati 1, Coastal Carolina 1, Colorado 3, Colorado State 1, Colorado State - Pueblo 1, Delaware 2, East Carolina 2, Eastern Washington 1, Elon 1, Florida 4, Florida International 1, Florida State 3, Georgia 2, Georgia Tech 4, Harvard 1, Illinois 1, Indiana 2, Iowa 1, Iowa State 1, Kansas State 2, Kentucky 2, Louisville 3, Maryland 2, Miami (FL) 6, Michigan 1, Minnesota 1, Mississippi 1, Mississippi State 1, Missouri Southern St. 1, Montana 1, Morehouse 1, Nebraska 1, New Mexico 2, New Mexico State 1, Nicholls State 1, Norfolk State 1, North Carolina 1, Northern Arizona 1, Northwestern 1, Northwestern State 1, Notre Dame 4, Ohio State 2, Ohio University 1, Oklahoma 7, Oregon 4, Oregon State 2, Penn State 3, Rutgers 1, South Carolina State 1, Southern Mississippi 2, SW Louisiana 1, Stephen F. Austin 1, Syracuse 3, TCU 1, Temple 1, Tennessee 3, Texas 3, Texas Tech 1, Toledo 1, Trinity International 1, UCLA 1, Utah 3, UTEP 1, Virginia 4, Virginia Tech 3, Wake Forest 2, Washington State 1, Weber State 2, Western Illinois 1, Wisconsin 2, Wyoming 1

# RAVENS IN PRIMETIME

**Total National Games** ..... 51  
**Overall Record** ..... 26-25  
**Sunday Record** ..... 13-11  
**Monday Record** ..... 9-9  
**Thursday Record** ..... 3-4  
**Saturday Record** ..... 1-1

## 2013

Thu. 09/05 Baltimore at Denver  
L, 27-49 (NBC)  
 Thu. 11/28 Pittsburgh at Baltimore  
W, 22-20 (NBC)  
 Mon. 12/16 Baltimore at Detroit  
W, 18-16 (ESPN)  
 Sun. 12/22 New England at Baltimore  
L, 7-41 (NBC)

## 2012

Mon. 09/10 Cincinnati at Baltimore  
W, 44-13 (ESPN)  
 Sun. 09/23 New England at Baltimore  
W, 31-30 (NBC)  
 Thu. 09/27 Cleveland at Baltimore  
W, 23-16 (NFL Network)  
 Sun. 11/18 Baltimore at Pittsburgh  
W, 13-10 (NBC)

## 2011

Sun. 10/02 New York Jets at Baltimore  
W, 34-17 (NBC)  
 Mon. 10/24 Baltimore at Jacksonville  
L, 7-12 (ESPN)  
 Sun. 11/06 Baltimore at Pittsburgh  
W, 23-20 (NBC)  
 Thu. 11/24 San Francisco at Baltimore  
W, 16-6 (NFL Network)  
 Sun. 12/18 Baltimore at San Diego  
L, 14-34 (NBC)

## 2010

Mon. 09/13 Baltimore at New York Jets  
W, 10-9 (ESPN)  
 Thu. 11/11 Baltimore at Atlanta  
L, 21-26 (NFL Network)  
 Sun. 12/05 Pittsburgh at Baltimore  
L, 10-13 (NBC)

Mon. 12/13 Baltimore at Houston  
W, 34-28 OT (ESPN)  
**2009**  
 Mon. 11/16 Baltimore at Cleveland  
W, 16-0 (ESPN)  
 Sun. 11/29 Pittsburgh at Baltimore  
W, 20-17 OT (NBC)

Mon. 12/07 Baltimore at Green Bay  
L, 14-27 (ESPN)

## 2008

Mon. 09/29 Baltimore at Pittsburgh  
L, 20-23 (ESPN)  
 Sun. 12/07 Washington at Baltimore  
W, 24-10 (NBC)  
 Sat. 12/20 Baltimore at Dallas  
W, 33-24 (NFL Network)

## 2007

Mon. 09/10 Baltimore at Cincinnati  
L, 20-27 (ESPN)  
 Mon. 11/05 Baltimore at Pittsburgh  
L, 7-38 (ESPN)  
 Mon. 12/03 New England at Baltimore  
L, 24-27 (ESPN)  
 Sun. 12/09 Indianapolis at Baltimore  
L, 20-44 (NBC)

## 2006

Mon. 10/09 Baltimore at Denver  
L, 3-13 (ESPN)  
 Thu. 11/30 Baltimore at Cincinnati  
L, 7-13 (NFL Network)

## 2005

Sun. 09/11 Indianapolis at Baltimore  
L, 7-24 (ESPN)  
 Mon. 10/31 Baltimore at Pittsburgh  
L, 19-20 (ABC)  
 Mon. 12/19 Green Bay at Baltimore  
W, 48-3 (ABC)  
 Sun. 12/25 Minnesota at Baltimore  
W, 30-23 (ESPN)

## 2004

Mon. 10/04 Kansas City at Baltimore  
L, 24-27 (ABC)

Sun. 10/10 Baltimore at Washington  
W, 17-10 (ESPN)  
 Sun. 11/07 Cleveland at Baltimore  
W, 27-13 (ESPN)  
 Sun. 12/19 Baltimore at Indianapolis  
L, 10-20 (ESPN)

## 2003

Sun. 11/09 Baltimore at St. Louis  
L, 22-33 (ESPN)  
 Sun. 12/28 Pittsburgh at Baltimore  
W, 13-10 OT (ESPN)

## 2002

Mon. 09/30 Denver at Baltimore  
W, 34-23 (ABC)  
 Sun. 10/06 Baltimore at Cleveland  
W, 26-21 (ESPN)

## 2001

Mon. 11/12 Baltimore at Tennessee  
W, 16-10 (ABC)  
 Sun. 12/16 Pittsburgh at Baltimore  
L, 21-26 (ESPN)  
 Sat. 12/29 Baltimore at Tampa Bay  
L, 10-22 (ABC)  
 Mon. 01/07 Minnesota at Baltimore  
W, 19-3 (ABC)

## 2000

Sun. 09/17 Baltimore at Miami  
L, 6-19 (ESPN)  
 Sun. 10/08 Baltimore at Jacksonville  
W, 15-10 (ESPN)

## 1999

Thu. 10/21 Kansas City at Baltimore  
L, 8-35 (ESPN)

## 1998

Sun. 09/27 Cincinnati at Baltimore  
W, 31-24 (ESPN)

## 1997

Sun. 11/09 Baltimore at Pittsburgh  
L, 0-37 (ESPN)

## 1996

Sun. 10/13 Baltimore at Indianapolis  
L, 21-26 (ESPN)

## RAVENS ALL-TIME SHUTOUTS (10)

DATE	OPPONENT	SCORE	TOTAL YDS. ALLOWED	SACKS/YARDS	INTS/YARDS	LEADING TACKLER
12/26/99	Cincinnati Bengals	22-0	280	7/39	2/53	Ray Lewis (11)
09/03/00	@ Pittsburgh Steelers	16-0	229	1/6	0/0	Ray Lewis (7)
09/24/00	Cincinnati Bengals	37-0	109	4/15	2/15	Michael McCrary (7)
10/01/00	@ Cleveland Browns	12-0	230	1/9	3/5	Ray Lewis (10)
11/19/00	Dallas Cowboys	27-0	193	1/1	3/42	Ray Lewis (8)
12/23/01	Cincinnati Bengals	16-0	305	3/22	3/94	Ray Lewis (12)
12/21/03	@ Cleveland Browns	35-0	241	5/30	1/52	Ray Lewis (12)
09/10/06	@ Tampa Bay Buccaneers	27-0	142	3/21	3/123	Ray Lewis (10)
11/26/06	Pittsburgh Steelers	27-0	172	9/73	2/7	Ray Lewis (9)
11/16/09	@ Cleveland Browns	16-0	160	4/25	2/59	Ray Lewis (8)

# ALL-TIME WIN/LOSS RESULTS

## REGULAR SEASON WIN/LOSS RESULTS

	Overall Record	Home	Away
Overall	158-129-1	100-43-1	58-86
In M&T Bank Stadium (since 1998)	93-35	93-35	n/a
Coached by Ted Marchibroda	16-31-1	11-12-1	5-19
Coached by Brian Billick	80-64	50-22	30-42
Coached by John Harbaugh	62-34	39-9	23-25
vs. AFC Teams	123-101	78-40	45-61
vs. AFC North	42-30	26-10	16-20
vs. AFC Central (1996-2001)	26-28	13-14	13-14
vs. AFC East	18-18	13-5	5-13
vs. AFC South	12-12	8-4	4-8
vs. AFC West	21-13	14-4	7-9
vs. NFC Teams	40-29-1	27-6-1	13-23
vs. NFC North	6-6	5-1	1-5
vs. NFC Central (1996-2001)	3-5	3-1	0-4
vs. NFC East	12-6-1	7-1-1	5-5
vs. NFC South	6-6	3-3	3-3
vs. NFC West	13-6	9-0	4-6
In Overtime	11-9-1	7-2-1	4-7
Ravens Shutout Wins	10-0	5-0	5-0
In Season Openers	9-9	6-3	3-6
Indoors	5-11	n/a	5-11

**Note:** Baltimore has played in Houston's Reliant Stadium three times (2-1), Indy's Lucas Oil Stadium once (0-1) and Dallas' Texas Stadium once (1-0). Two of those games at Reliant Stadium (12/13/10 and 10/21/12) came when the roof was closed, meaning those games were "indoors," while the other games are considered "outdoors" due to open roofs.

In August	0-1	0-1	n/a
In September	37-24	25-5	12-19
In October	30-37	17-14	13-23
In November	45-33-1	26-10-1	19-23
In December	41-32	29-12	12-20
In January	5-2	3-0	2-2

## POSTSEASON WIN/LOSS RESULTS (2000, 2001, 2003, 2006, 2008, 2009, 2010, 2011, 2012)

	Record	Home	Away	Neutral
Overall	14-7	3-2	9-5	2-0*
vs. AFC Central	1-1	0-0	1-1	n/a
vs. AFC North	0-2	0-0	0-2	n/a
vs. AFC South	3-3	2-2	1-1	n/a
vs. AFC East	4-1	0-0	4-1	n/a
vs. AFC West	4-0	1-0	3-0	n/a
vs. NFC	2-0	0-0	0-0	2-0*

\* Super Bowl XXXV in Tampa, FL, and Super Bowl XLVII in New Orleans, LA

## OVERTIME GAMES (11-9-1 REGULAR SEASON) (1-0 PLAYOFFS)

DATE	OPP.	PLAY	TIME	RESULT	DATE	OPP.	PLAY	TIME	RESULT
10/27/96	STL	Jackson 22 Pass	0:10	W, 37-31	12/16/07	@ Mia.	Camarillo 64 Pass	8:14	L, 16-22
11/24/96	Jax.	Hollis 34 FG	5:54	L, 25-28	09/29/08	@ Pit.	Reed 46 FG	3:56	L, 20-23
11/02/97	@ NYJ	Hall 37 FG	10:02	L, 16-19	11/29/09	Pit.	Cundiff 29 FG	6:42	W, 20-17
11/16/97	Phi.	n/a	0:00	T, 10-10	10/17/10	@ NE	Gostkowski 35 FG	1:56	L, 20-23
10/03/99	@ Atl.	Armour 54 Pass	12:31	W, 19-13	10/24/10	Buf.	Cundiff 38 FG	10:54	W, 37-34
11/16/03	@ Mia.	Mare 43 FG	8:48	L, 6-9	12/13/10	@ Hou.	Wilson 12 INT-TD	11:55	W, 34-28
11/23/03	Sea.	Stover 42 FG	6:32	W, 44-41	11/25/12	@ SD	Tucker 38 FG	1:07	W, 16-13
12/28/03	Pit.	Stover 47 FG	11:32	W, 13-10	12/09/12	@ Was.	Forbath 34 FG	11:37	L, 28-31
11/14/04	@ NYJ	Stover 42 FG	7:35	W, 20-17	01/12/13	@ Den. (Div.)	Tucker 47 FG	13:18 2OT	W, 38-35
11/20/05	Pit.	Stover 44 FG	4:09	W, 16-13	11/10/13	Cin.	Tucker 46 FG	5:27	W, 20-17
11/18/07	Cle.	Dawson 33 FG	9:10	L, 30-33	11/17/13	@ Chi.	Gould 38 FG	8:41	L, 20-23



# ALL-TIME PRESEASON RESULTS

## 1996 (3-1)

08/03	Philadelphia Eagles	63,804	W	17-9
08/10	@ New York Giants	39,799	W	37-27
08/17	Green Bay Packers	62,025	L	15-17
08/23	@ Buffalo Bills	51,905	W	37-14

## 1997 (0-4)

08/02	New York Giants	53,268	L	20-21
08/08	@ New York Jets	23,067	L	29-39
08/16	@ Philadelphia Eagles	60,939	L	13-24
08/22	Buffalo Bills	51,905	L	28-31

## 1998 (4-0)

08/08	Chicago Bears	65,938	W	19-14
08/15	@ New York Jets	47,906	W	33-0
08/24	Philadelphia Eagles	65,970	W	23-6
08/28	@ New York Giants	48,754	W	14-6

## 1999 (4-0)

08/12	@ Philadelphia Eagles	43,552	W	10-7
08/21	@ Atlanta Falcons	44,843	W	19-6
08/28	Carolina Panthers	66,247	W	28-24
09/03	New York Giants	60,092	W	28-24

## 2000 (4-0)

08/05	Philadelphia Eagles	65,459	W	16-13
08/12	New York Jets	66,588	W	10-0
08/18	@ Carolina Panthers	72,551	W	24-13
08/25	@ New York Giants	76,527	W	28-24

## 2001 (1-2)

08/13	@ Philadelphia Eagles - Cancelled*			
08/18	@ New York Jets	76,406	L	3-16
08/23	Carolina Panthers	66,619	L	17-20
08/31	New York Giants	66,197	W	38-9

\*Field Conditions Caused Cancellation

## 2002 (2-2)

08/09	Detroit Lions	67,421	W	12-6
08/15	New York Jets	67,681	L	14-16
08/23	@ Philadelphia Eagles	58,443	W	13-12
08/29	@ New York Giants	76,572	L	0-13

## 2003 (1-3)

08/09	Buffalo Bills	68,550	L	19-20
08/16	@ Atlanta Falcons	68,237	W	13-10
08/23	@ Washington Redskins	70,460	L	3-24
08/28	New York Giants	68,169	L	24-30

## 2004 (3-1)

08/12	Atlanta Falcons	69,299	W	24-0
08/20	@ Philadelphia Eagles	67,218	L	17-26
08/25	Detroit Lions	69,552	W	17-6
09/02	@ New York Giants	75,498	W	27-17

## 2005 (2-2)

08/13	@ Atlanta Falcons	67,123	L	3-16
08/20	Philadelphia Eagles	70,303	L	14-20
08/26	@ New Orleans Saints	44,485	W	21-6
09/01	Washington Redskins	69,885	W	26-20,OT

## 2006 (2-2)

08/11	New York Giants	70,249	L	16-17
08/17	Philadelphia Eagles	70,255	W	20-10
08/25	@ Minnesota Vikings	63,257	L	7-30
08/31	@ Washington Redskins	60,326	W	17-10

## 2007 (1-3)

08/13	Philadelphia Eagles	71,060	W	29-3
08/19	New York Giants	70,754	L	12-13
08/25	@ Washington Redskins	60,080	L	7-13*
08/31	@ Atlanta Falcons	71,377	L	10-13

\*Game Terminated in 3rd Qtr. - Severe Weather

## 2008 (1-3)

08/07	@ New England Patriots	68,756	W	16-15
08/16	Minnesota Vikings	70,585	L	15-23
08/23	@ St. Louis Rams	60,862	L	10-24
08/28	Atlanta Falcons	70,149	L	9-10

## 2009 (4-0)

08/13	Washington Redskins	70,723	W	23-0
08/24	New York Jets	70,335	W	24-23
08/29	@ Carolina Panthers	71,045	W	17-13
09/03	@ Atlanta Falcons	66,610	W	20-3

## 2010 (3-1)

08/12	Carolina Panthers	70,579	W	17-12
08/21	@ Washington Redskins	72,994	W	23-3
08/28	New York Giants	70,742	W	24-10
09/02	@ St. Louis Rams	42,327	L	21-27

## 2011 (3-1)

08/11	@ Philadelphia Eagles	69,144	L	6-13
08/19	Kansas City Chiefs	70,690	W	31-13
08/25	Washington Redskins	70,631	W	34-31
09/01	@ Atlanta Falcons	67,216	W	21-7

## 2012 (2-2)

08/09	@ Atlanta Falcons	68,449	W	31-17
08/17	Detroit Lions	70,567	L	12-27
08/23	Jacksonville Jaguars	70,502	W	48-17
08/30	@ St. Louis Rams	53,371	L	17-31

## 2013 (2-2)

08/08	@ Tampa Bay Buccaneers	47,599	W	44-16
08/15	Atlanta Falcons	70,527	W	27-23
08/22	Carolina Panthers	70,554	L	27-34
08/29	@ St. Louis Rams	53,364	L	21-24

# ALL-TIME RESULTS

**1996: 4-12**

**HEAD COACH: TED MARCHIBRODA**

**5th AFC Central • Top Draft Choice: T Jonathan Ogden**

09/01	Oakland Raiders	64,124	W	19-14
09/08	@ Pittsburgh Steelers	57,241	L	17-31
09/15	@ Houston Oilers	20,082	L	13-29
09/29	New Orleans Saints	61,063	W	17-10
10/06	New England Patriots	63,569	L	38-46
10/13	@ Indianapolis Colts	56,978	L	21-26
10/20	@ Denver Broncos	70,453	L	34-45
10/27	St. Louis Rams	60,256	W	37-31 OT
11/03	Cincinnati Bengals	60,743	L	21-24
11/10	@ Jacksonville Jaguars	64,628	L	27-30
11/17	@ San Francisco 49ers	51,596	L	20-38
11/24	Jacksonville Jaguars	57,384	L	25-28 OT
12/01	Pittsburgh Steelers	51,822	W	31-17
12/08	@ Cincinnati Bengals	43,022	L	14-21
12/15	@ Carolina Panthers	70,075	L	16-27
12/22	Houston Oilers	52,704	L	21-24

**1997: 6-9-1**

**HEAD COACH: TED MARCHIBRODA**

**5th AFC Central • Top Draft Choice: LB Peter Boulware**

08/31	Jacksonville Jaguars	61,018	L	27-28
09/07	Cincinnati Bengals	52,968	W	23-10
09/14	@ New York Giants	69,768	W	24-23
09/21	@ Tennessee Titans	17,737	W	36-10
09/28	@ San Diego Chargers	54,094	L	17-21
10/05	Pittsburgh Steelers	64,421	L	34-42
10/19	Miami Dolphins	64,354	L	13-24
10/26	@ Washington Redskins	75,067	W	20-17
11/02	@ New York Jets	77,716	L	16-19 OT
11/09	@ Pittsburgh Steelers	56,669	L	0-37
11/16	Philadelphia Eagles	63,546	T	10-10 OT
11/23	Arizona Cardinals	53,976	L	13-16
11/30	@ Jacksonville Jaguars	63,712	L	27-29
12/07	Seattle Seahawks	54,395	W	31-24
12/14	Tennessee Titans	60,558	W	21-19
12/21	@ Cincinnati Bengals	50,917	L	14-16

**1998: 6-10**

**HEAD COACH: TED MARCHIBRODA**

**4th AFC Central • Top Draft Choice: CB Duane Starks**

09/06	Pittsburgh Steelers	68,847	L	13-20
09/13	@ New York Jets	70,063	W	24-10
09/20	@ Jacksonville Jaguars	67,069	L	10-24
09/27	Cincinnati Bengals	68,154	W	31-24
10/11	Tennessee Titans	68,561	L	8-12
10/18	@ Pittsburgh Steelers	58,620	L	6-16
10/25	@ Green Bay Packers	59,860	L	10-28
11/01	Jacksonville Jaguars	68,915	L	19-45
11/08	Oakland Raiders	69,037	W	13-10
11/15	@ San Diego Chargers	54,388	L	13-14
11/22	@ Cincinnati Bengals	52,571	W	20-13
11/29	Indianapolis Colts	68,898	W	38-31
12/06	@ Tennessee Titans	31,124	L	14-16
12/13	Minnesota Vikings	69,074	L	28-38
12/20	@ Chicago Bears	40,853	L	3-24
12/27	Detroit Lions	68,045	W	19-10

**1999: 8-8**

**HEAD COACH: BRIAN BILLICK**

**3rd AFC Central • Top Draft Choice: CB Chris McAlister**

09/12	@ St. Louis Rams	62,100	L	10-27
09/19	Pittsburgh Steelers	68,965	L	20-23
09/26	Cleveland Browns	68,803	W	17-10
10/03	@ Atlanta Falcons	50,712	W	19-13 OT
10/10	@ Tennessee Titans	65,486	L	11-14
10/21	Kansas City Chiefs	68,771	L	8-35
10/31	Buffalo Bills	68,673	L	10-13
11/07	@ Cleveland Browns	72,898	W	41-9
11/14	@ Jacksonville Jaguars	67,391	L	3-6
11/21	@ Cincinnati Bengals	43,279	W	34-31
11/28	Jacksonville Jaguars	68,428	L	23-30
12/05	Tennessee Titans	67,854	W	41-14
12/12	@ Pittsburgh Steelers	46,715	W	31-24
12/19	New Orleans Saints	67,597	W	31-8
12/26	Cincinnati Bengals	68,036	W	22-0
1/2/00	@ New England Patriots	50,263	L	3-20

**2000: 12-4**

**HEAD COACH: BRIAN BILLICK**

**2nd AFC Central - Wild Card • Top Draft Choice: RB Jamal Lewis**

09/03	@ Pittsburgh Steelers	55,049	W	16-0
09/10	Jacksonville Jaguars	68,843	W	39-36
09/17	@ Miami Dolphins	73,464	L	6-19
09/24	Cincinnati Bengals	68,481	W	37-0
10/01	@ Cleveland Browns	73,018	W	12-0
10/08	@ Jacksonville Jaguars	65,194	W	15-10
10/15	@ Washington Redskins	83,252	L	3-10
10/22	Tennessee Titans	69,200	L	6-14
10/29	Pittsburgh Steelers	69,405	L	6-9
11/05	@ Cincinnati Bengals	54,759	W	27-7
11/12	@ Tennessee Titans	68,490	W	24-23
11/19	Dallas Cowboys	69,416	W	27-0
11/26	Cleveland Browns	68,361	W	44-7
12/10	San Diego Chargers	68,805	W	24-3
12/17	@ Arizona Cardinals	37,452	W	13-7
12/24	New York Jets	69,184	W	34-20

**AFC Wild Card Playoff Game**

12/31/00	Denver Broncos	69,638	W	21-3
----------	----------------	--------	---	------

**AFC Divisional Playoff Game**

1/7/01	@ Tennessee Titans	68,527	W	24-10
--------	--------------------	--------	---	-------

**AFC Championship Game**

1/14/01	@ Oakland Raiders	62,784	W	16-3
---------	-------------------	--------	---	------

**Super Bowl XXXV (Tampa, FL)**

1/28/01	@ New York Giants	71,921	W	34-7
---------	-------------------	--------	---	------



# ALL-TIME RESULTS

## 2001: 10-6

### HEAD COACH: BRIAN BILLICK

#### 2nd AFC Central - Wild Card • Top Draft Choice: TE Todd Heap

09/09	Chicago Bears	69,365	W	17-6
09/23	@ Cincinnati Bengals	49,632	L	10-21
09/30	@ Denver Broncos	75,082	W	20-13
10/07	Tennessee Titans	69,494	W	26-7
10/14	@ Green Bay Packers	59,866	L	23-31
10/21	@ Cleveland Browns	72,818	L	14-24
10/28	Jacksonville Jaguars	69,439	W	18-17
11/04	@ Pittsburgh Steelers	62,906	W	13-10
11/12	@ Tennessee Titans	68,798	W	16-10
11/18	Cleveland Browns	69,353	L	17-27
11/25	@ Jacksonville Jaguars	53,530	W	24-21
12/02	Indianapolis Colts	69,382	W	39-27
12/16	Pittsburgh Steelers	69,506	L	21-26
12/23	Cincinnati Bengals	68,987	W	16-0
12/29	@ Tampa Bay Buccaneers	65,619	L	10-22
1/7/02	Minnesota Vikings	69,465	W	19-3

#### AFC Wild Card Playoff Game

1/13/02	@ Miami Dolphins	72,251	W	20-3
---------	------------------	--------	---	------

#### AFC Divisional Playoff Game

1/20/02	@ Pittsburgh Steelers	63,976	L	10-27
---------	-----------------------	--------	---	-------

## 2002: 7-9

### HEAD COACH: BRIAN BILLICK

#### 3rd AFC North • Top Draft Choice: S Ed Reed

09/08	@ Carolina Panthers	70,386	L	7-10
09/15	Tampa Bay Buccaneers	69,304	L	0-25
09/30	Denver Broncos	69,538	W	34-23
10/06	@ Cleveland Browns	73,688	W	26-21
10/13	@ Indianapolis Colts	56,174	L	20-22
10/20	Jacksonville Jaguars	69,173	W	17-10
10/27	Pittsburgh Steelers	69,638	L	18-31
11/03	@ Atlanta Falcons	68,532	L	17-20
11/10	Cincinnati Bengals	69,024	W	38-27
11/17	@ Miami Dolphins	73,013	L	7-26
11/24	Tennessee Titans	69,365	W	13-12
12/01	@ Cincinnati Bengals	44,878	W	27-23
12/08	New Orleans Saints	69,334	L	25-37
12/15	@ Houston Texans	70,108	W	23-19
12/22	Cleveland Browns	69,349	L	13-14
12/29	@ Pittsburgh Steelers	61,961	L	31-34



OLB Peter Boulware led the Ravens with 7 sacks in 2002.

## 2003: 10-6

### HEAD COACH: BRIAN BILLICK

#### 1st AFC North - Division Title • Top Draft Choice: OLB Terrell Suggs

09/07	@ Pittsburgh Steelers	63,157	L	15-34
09/14	Cleveland Browns	69,473	W	33-13
09/21	@ San Diego Chargers	52,028	W	24-10
09/28	Kansas City Chiefs	69,459	L	10-17
10/12	@ Arizona Cardinals	24,193	W	26-18
10/19	@ Cincinnati Bengals	53,553	L	26-34
10/26	Denver Broncos	69,721	W	26-6
11/02	Jacksonville Jaguars	69,486	W	24-17
11/09	@ St. Louis Rams	66,085	L	22-33
11/16	@ Miami Dolphins	73,333	L	6-9 OT
11/23	Seattle Seahawks	69,477	W	44-41 OT
11/30	San Francisco 49ers	69,549	W	44-6
12/07	Cincinnati Bengals	69,468	W	31-13
12/14	@ Oakland Raiders	45,398	L	12-20
12/21	@ Cleveland Browns	72,548	W	35-0
12/28	Pittsburgh Steelers	70,001	W	13-10 OT

#### AFC Wild Card Playoff Game

1/3/04	Tennessee Titans	69,452	L	17-20
--------	------------------	--------	---	-------

## 2004: 9-7

### HEAD COACH: BRIAN BILLICK

#### 2nd AFC North • Top Draft Choice: DT Dwan Edwards

09/12	@ Cleveland Browns	73,068	L	3-20
09/19	Pittsburgh Steelers	69,859	W	30-13
09/26	@ Cincinnati Bengals	65,575	W	23-9
10/04	Kansas City Chiefs	69,827	L	24-27
10/10	@ Washington Redskins	90,287	W	17-10
10/24	Buffalo Bills	69,809	W	20-6
10/31	@ Philadelphia Eagles	67,715	L	10-15
11/07	Cleveland Browns	69,781	W	27-13
11/14	@ New York Jets	77,826	W	20-17 OT
11/21	Dallas Cowboys	69,924	W	30-10
11/28	@ New England Patriots	68,756	L	3-24
12/05	Cincinnati Bengals	69,695	L	26-27
12/12	New York Giants	69,856	W	37-14
12/19	@ Indianapolis Colts	57,240	L	10-20
12/26	@ Pittsburgh Steelers	64,227	L	7-20
1/2/05	Miami Dolphins	69,843	W	30-23

## 2005: 6-10

### HEAD COACH: BRIAN BILLICK

#### 3rd AFC North • Top Draft Choice: WR Mark Clayton

09/11	Indianapolis Colts	70,501	L	7-24
09/18	@ Tennessee Titans	69,149	L	10-25
10/02	New York Jets	70,479	W	13-3
10/09	@ Detroit Lions	61,201	L	17-35
10/16	Cleveland Browns	70,196	W	16-3
10/23	@ Chicago Bears	62,102	L	6-10
10/31	@ Pittsburgh Steelers	64,178	L	19-20
11/06	Cincinnati Bengals	70,540	L	9-21
11/13	@ Jacksonville Jaguars	66,107	L	3-30
11/20	Pittsburgh Steelers	70,601	W	16-13 OT
11/27	@ Cincinnati Bengals	65,680	L	29-42
12/04	Houston Texans	69,909	W	16-15
12/11	@ Denver Broncos	75,651	L	10-12
12/19	Green Bay Packers	70,604	W	48-3
12/25	Minnesota Vikings	70,246	W	30-23
1/1/06	@ Cleveland Browns	69,871	L	16-20



# ALL-TIME RESULTS

**2006: 13-3**

**HEAD COACH: BRIAN BILLICK**

**1st AFC North - Division Title • Top Draft Choice: DT Haloti Ngata**

09/10	@ Tampa Bay Buccaneers	65,087	W	27-0
09/17	Oakland Raiders	70,744	W	28-6
09/24	@ Cleveland Browns	72,474	W	15-14
10/01	San Diego Chargers	70,743	W	16-13
10/09	@ Denver Broncos	76,355	L	3-13
10/15	Carolina Panthers	70,762	L	21-23
10/29	@ New Orleans Saints	69,152	W	35-22
11/05	Cincinnati Bengals	70,792	W	26-20
11/12	@ Tennessee Titans	69,143	W	27-26
11/19	Atlanta Falcons	70,790	W	24-10
11/26	Pittsburgh Steelers	70,946	W	27-0
11/30	@ Cincinnati Bengals	65,973	L	7-13
12/10	@ Kansas City Chiefs	77,232	W	20-10
12/17	Cleveland Browns	70,857	W	27-17
12/24	@ Pittsburgh Steelers	63,224	W	31-7
12/31	Buffalo Bills	70,913	W	19-7

**AFC Divisional Playoff Game**

1/13/07	Indianapolis Colts	71,162	L	6-15
---------	--------------------	--------	---	------

**2007: 5-11**

**HEAD COACH: BRIAN BILLICK**

**4th AFC North • Top Draft Choice: G Ben Grubbs**

09/10	@ Cincinnati	66,093	L	20-27
09/16	New York Jets	71,246	W	20-13
09/23	Arizona Cardinals	71,372	W	26-23
09/30	@ Cleveland Browns	73,024	L	13-27
10/07	@ San Francisco 49ers	67,885	W	9-7
10/14	St. Louis Rams	71,175	W	22-3
10/21	@ Buffalo Bills	70,727	L	14-19
11/05	@ Pittsburgh Steelers	63,457	L	7-38
11/11	Cincinnati Bengals	71,130	L	7-21
11/18	Cleveland Browns	71,055	L	30-33 OT
11/25	@ San Diego Chargers	63,337	L	14-32
12/03	New England Patriots	71,382	L	24-27
12/09	Indianapolis Colts	70,513	L	20-44
12/16	@ Miami Dolphins	70,287	L	16-22 OT
12/23	@ Seattle Seahawks	68,164	L	6-27
12/30	Pittsburgh Steelers	71,353	W	27-21



**WR Derrick Mason, the Ravens' all-time leading receiver, led the team with 103 catches during the 2007 season.**

**2008: 11-5**

**HEAD COACH: JOHN HARBAUGH**

**2nd AFC North - Wild Card • Top Draft Choice: QB Joe Flacco**

09/07	Cincinnati Bengals	70,978	W	17-10
09/21	Cleveland Browns	71,104	W	28-10
09/29	@ Pittsburgh Steelers	64,038	L	20-23 OT
10/05	Tennessee Titans	71,131	L	10-13
10/12	@ Indianapolis Colts	66,153	L	3-31
10/19	@ Miami Dolphins	64,972	W	27-13
10/26	Oakland Raiders	71,254	W	29-10
11/02	@ Cleveland Browns	73,078	W	37-27
11/09	@ Houston Texans	70,552	W	41-13
11/16	@ New York Giants	78,849	L	10-30
11/23	Philadelphia Eagles	71,379	W	36-7
11/30	@ Cincinnati Bengals	63,871	W	34-3
12/07	Washington Redskins	71,438	W	24-10
12/14	Pittsburgh Steelers	71,502	L	9-13
12/20	@ Dallas Cowboys	63,800	W	33-24
12/28	Jacksonville Jaguars	71,366	W	27-7

**AFC Wild Card Playoff Game**

1/4/09	@ Miami Dolphins	74,240	W	27-9
--------	------------------	--------	---	------

**AFC Divisional Playoff Game**

1/10/09	@ Tennessee Titans	69,143	W	13-10
---------	--------------------	--------	---	-------

**AFC Championship Game**

1/18/09	@ Pittsburgh Steelers	65,350	L	14-23
---------	-----------------------	--------	---	-------

**2009: 9-7**

**HEAD COACH: JOHN HARBAUGH**

**2nd AFC North - Wild Card • Top Draft Choice: T Michael Oher**

09/13	Kansas City Chiefs	71,099	W	38-24
09/20	@ San Diego Chargers	66,882	W	31-26
09/27	Cleveland Browns	70,950	W	34-3
10/04	@ New England Patriots	68,756	L	21-27
10/11	Cincinnati Bengals	71,161	L	14-17
10/18	@ Minnesota Vikings	63,689	L	31-33
11/01	Denver Broncos	71,132	W	30-7
11/08	@ Cincinnati Bengals	64,313	L	7-17
11/16	@ Cleveland Browns	69,023	W	16-0
11/22	Indianapolis Colts	71,320	L	15-17
11/29	Pittsburgh Steelers	71,314	W	20-17 OT
12/07	@ Green Bay Packers	70,286	L	14-27
12/13	Detroit Lions	70,673	W	48-3
12/20	Chicago Bears	71,011	W	31-7
12/27	@ Pittsburgh Steelers	64,068	L	20-23
1/3/10	@ Oakland Raiders	38,400	W	21-13

**AFC Wild Card Playoff Game**

1/10/10	@ New England Patriots	68,756	W	33-14
---------	------------------------	--------	---	-------

**AFC Divisional Playoff Game**

1/16/10	@ Indianapolis Colts	67,535	L	3-20
---------	----------------------	--------	---	------

# ALL-TIME RESULTS

**2010: 12-4**

**HEAD COACH: JOHN HARBAUGH**

**2nd AFC North - Wild Card • Top Draft Choice: OLB Sergio Kindle**

09/13	@ New York Jets	78,127	W	10-9
09/19	@ Cincinnati Bengals	64,071	L	10-15
09/26	Cleveland Browns	71,119	W	24-17
10/03	@ Pittsburgh Steelers	64,729	W	17-14
10/10	Denver Broncos	71,246	W	31-17
10/17	@ New England Patriots	68,756	L	20-23 OT
10/24	Buffalo Bills	71,220	W	37-34 OT
11/07	Miami Dolphins	71,305	W	26-10
11/11	@ Atlanta Falcons	68,474	L	21-26
11/21	@ Carolina Panthers	73,021	W	37-13
11/28	Tampa Bay Buccaneers	70,989	W	17-10
12/05	Pittsburgh Steelers	71,418	L	10-13
12/13	@ Houston Texans	71,413	W	34-28 OT
12/19	New Orleans Saints	71,432	W	30-24
12/26	@ Cleveland Browns	65,028	W	20-10
1/2/11	Cincinnati Bengals	71,088	W	13-7

**AFC Wild Card Playoff Game**

1/9/11	@ Kansas City Chiefs	72,190	W	30-7
--------	----------------------	--------	---	------

**AFC Divisional Playoff Game**

1/15/11	@ Pittsburgh Steelers	64,879	L	24-31
---------	-----------------------	--------	---	-------

**2011: 12-4**

**HEAD COACH: JOHN HARBAUGH**

**1st AFC North - Division Title • Top Draft Choice: CB Jimmy Smith**

09/11	Pittsburgh Steelers	71,434	W	35-7
09/18	@ Tennessee Titans	69,143	L	13-26
09/25	@ St. Louis Rams	56,289	W	37-7
10/02	New York Jets	71,247	W	34-17
10/16	Houston Texans	71,154	W	29-14
10/24	@ Jacksonville Jaguars	62,976	L	7-12
10/30	Arizona Cardinals	71,022	W	30-27
11/06	@ Pittsburgh Steelers	64,851	W	23-20
11/13	@ Seattle Seahawks	66,522	L	17-22
11/20	Cincinnati Bengals	71,320	W	31-24
11/24	San Francisco 49ers	71,345	W	16-6
12/04	@ Cleveland Browns	63,648	W	24-10
12/11	Indianapolis Colts	71,187	W	24-10
12/18	@ San Diego Chargers	67,242	L	14-34
12/24	Cleveland Browns	71,083	W	20-14
1/1/12	@ Cincinnati Bengals	63,439	W	24-16

**AFC Divisional Playoff Game**

1/15/12	Houston Texans	71,547	W	20-13
---------	----------------	--------	---	-------

**AFC Championship Game**

1/22/12	@ New England Patriots	68,756	L	20-23
---------	------------------------	--------	---	-------

**2012: 10-6**

**HEAD COACH: JOHN HARBAUGH**

**1st AFC North - Division Title • Top Draft Choice: OLB Courtney Upshaw**

09/10	Cincinnati Bengals	71,064	W	44-13
09/16	@ Philadelphia Eagles	69,144	L	23-24
09/23	New England Patriots	71,269	W	31-30
09/27	Cleveland Browns	70,944	W	23-16
10/07	@ Kansas City Chiefs	68,803	W	9-6
10/14	Dallas Cowboys	71,384	W	31-29
10/21	@ Houston Texans	71,708	L	13-43
11/04	@ Cleveland Browns	65,449	W	25-15
11/11	Oakland Raiders	71,339	W	55-20
11/18	@ Pittsburgh Steelers	63,446	W	13-10
11/25	@ San Diego Chargers	57,882	W	16-13 OT
12/02	Pittsburgh Steelers	71,442	L	20-23
12/09	@ Washington Redskins	81,178	L	28-31 OT
12/16	Denver Broncos	71,317	L	17-34
12/23	New York Giants	71,470	W	33-14
12/30	@ Cincinnati Bengals	61,565	L	17-23

**AFC Wild Card Playoff Game**

1/6/13	Indianapolis Colts	71,379	W	24-9
--------	--------------------	--------	---	------

**AFC Divisional Playoff Game**

1/12/13	@ Denver Broncos	76,732	W	38-35 2OT
---------	------------------	--------	---	-----------

**AFC Championship Game**

1/20/13	@ New England Patriots	68,756	W	28-13
---------	------------------------	--------	---	-------

**Super Bowl XLVII (New Orleans, LA)**

2/3/13	vs. San Francisco 49ers	71,024	W	34-31
--------	-------------------------	--------	---	-------

**2012 WORLD CHAMPIONS**



**2013: 8-8**

**HEAD COACH: JOHN HARBAUGH**

**3rd AFC North • Top Draft Choice: S Matt Elam**

09/05	@ Denver Broncos	76,977	L	27-49
09/15	Cleveland Browns	71,098	W	14-6
09/22	Houston Texans	71,168	W	30-9
09/29	@ Buffalo Bills	68,296	L	20-23
10/06	@ Miami Dolphins	68,342	W	26-23
10/13	Green Bay Packers	71,319	L	17-19
10/20	@ Pittsburgh Steelers	62,295	L	16-19
11/03	@ Cleveland Browns	71,513	L	18-24
11/10	Cincinnati Bengals	70,992	W	20-17 OT
11/17	@ Chicago Bears	62,367	L	20-23 OT
11/24	New York Jets	71,148	W	19-3
11/28	Pittsburgh Steelers	71,005	W	22-20
12/08	Minnesota Vikings	70,921	W	29-26
12/16	@ Detroit Lions	64,742	W	18-16
12/22	New England Patriots	71,433	L	7-41
12/29	@ Cincinnati Bengals	62,406	L	17-34

**BALTIMORE RAVENS.COM**

# RAVENS VS. AFC OPPONENTS

## AFC NORTH

### CINCINNATI BENGALS HEAD COACH MARVIN LEWIS

Ravens Lead Regular Season Series, 20-16  
Preseason Series, No Meetings



11/03/96	Bengals	24-21 Bal.	60,743
12/08/96	Bengals	21-14 @ Cin.	43,022
09/07/97	Ravens	23-10 Bal.	52,968
12/21/97	Bengals	16-14 @ Cin.	50,917
09/27/98	Ravens	31-21 Bal.	68,154
11/22/98	Ravens	20-13 @ Cin.	52,571
11/21/99	Ravens	34-31 @ Cin.	43,279
12/26/99	Ravens	22-0 Bal.	68,036
09/24/00	Ravens	37-0 Bal.	68,481
11/05/00	Ravens	27-7 @ Cin.	54,759
09/23/01	Bengals	21-10 @ Cin.	49,632
12/23/01	Ravens	16-0 Bal.	68,987
11/10/02	Ravens	38-27 Bal.	69,024
12/01/02	Ravens	27-23 @ Cin.	44,878
10/19/03	Bengals	34-26 @ Cin.	53,553
12/07/03	Ravens	31-13 Bal.	69,468
09/26/04	Ravens	23-9 @ Cin.	65,575
12/05/04	Bengals	27-26 Bal.	69,695
11/06/05	Bengals	21-9 Bal.	70,540
11/27/05	Bengals	42-29 @ Cin.	65,680
11/05/06	Ravens	26-20 Bal.	70,792
11/30/06	Bengals	13-7 @ Cin.	65,973
09/10/07	Bengals	27-20 @ Cin.	66,093
11/11/07	Bengals	21-7 Bal.	71,130
09/07/08	Ravens	17-10 Bal.	70,978
11/30/08	Ravens	34-3 @ Cin.	63,871
10/11/09	Bengals	17-14 Bal.	71,161
11/08/09	Bengals	17-7 @ Cin.	64,313
09/19/10	Bengals	15-10 @ Cin.	64,071
01/02/11	Ravens	13-7 Bal.	71,088
11/20/11	Ravens	31-24 Bal.	71,320
01/01/12	Ravens	24-16 @ Cin.	63,439
09/10/12	Ravens	44-13 Bal.	71,064
12/30/12	Bengals	23-17 @ Cin.	61,565
11/10/13	Ravens	20-17 Bal. OT	70,992
12/29/13	Bengals	34-17 @ Cin.	62,406

### CLEVELAND BROWNS HEAD COACH MIKE PETTINE

Ravens Lead Regular Season Series, 22-8  
Preseason Series, No Meetings



09/26/99	Ravens	17-10 Bal.	68,803
11/07/99	Ravens	41-9 @ Cle.	72,898
10/01/00	Ravens	12-0 @ Cle.	73,018
11/26/00	Ravens	44-7 Bal.	68,361
10/21/01	Browns	24-14 @ Cle.	72,818
11/18/01	Browns	27-17 Bal.	69,353
10/06/02	Ravens	26-21 @ Cle.	73,688
12/22/02	Browns	14-13 Bal.	69,348
09/14/03	Ravens	33-13 Bal.	69,473

12/21/03	Ravens	35-0 @ Cle.	72,548
09/12/04	Browns	20-3 @ Cle.	73,068
11/07/04	Ravens	27-13 Bal.	69,781
10/16/05	Ravens	16-3 Bal.	70,196
01/01/06	Browns	20-16 @ Cle.	69,871
09/24/06	Ravens	15-14 @ Cle.	72,474
12/17/06	Ravens	27-17 Bal.	70,857
09/30/07	Browns	27-13 @ Cle.	73,024
11/18/07	Browns	33-30 Bal. OT	71,055
09/21/08	Ravens	28-10 Bal.	71,104
11/02/08	Ravens	37-27 @ Cle.	73,078
09/27/09	Ravens	34-3 Bal.	70,950
11/16/09	Ravens	16-0 @ Cle.	69,023
09/26/10	Ravens	24-17 Bal.	71,119
12/26/10	Ravens	20-10 @ Cle.	65,028
12/04/11	Ravens	24-10 @ Cle.	63,648
12/24/11	Ravens	20-14 Bal.	71,083
09/27/12	Ravens	23-16 Bal.	70,944
11/04/12	Ravens	25-15 @ Cle.	65,449
09/15/13	Ravens	14-6 Bal.	71,098
11/03/13	Browns	24-18 @ Cle.	71,513

### PITTSBURGH STEELERS HEAD COACH MIKE TOMLIN

Steelers Lead Regular Season Series, 20-16  
Preseason Series, No Meetings



09/08/96	Steelers	31-17 @ Pit.	57,241
12/01/96	Ravens	31-17 Bal.	51,822
10/05/97	Steelers	42-34 Bal.	64,421
11/09/97	Steelers	37-0 @ Pit.	56,669
09/06/98	Steelers	20-13 Bal.	68,847
10/18/98	Steelers	16-6 @ Pit.	58,620
09/19/99	Steelers	23-20 Bal.	68,965
12/12/99	Ravens	31-24 @ Pit.	46,715
09/03/00	Ravens	16-0 @ Pit.	55,049
10/29/00	Steelers	9-6 Bal.	69,405
11/04/01	Ravens	13-10 @ Pit.	62,906
12/16/01	Steelers	26-21 Bal.	69,506
10/27/02	Steelers	31-18 Bal.	69,638
12/29/02	Steelers	34-31 @ Pit.	61,961
09/07/03	Steelers	34-15 @ Pit.	63,157
12/28/03	Ravens	13-10 Bal. OT	70,001
09/19/04	Ravens	30-13 Bal.	69,859
12/26/04	Steelers	20-7 @ Pit.	64,227
10/31/05	Steelers	20-19 @ Pit.	64,178
11/20/05	Ravens	16-13 Bal. OT	70,601
11/26/06	Ravens	27-0 Bal.	70,946
12/24/06	Ravens	31-7 @ Pit.	63,224
11/05/07	Steelers	38-7 @ Pit.	63,457
12/30/07	Ravens	27-21 Bal.	71,353
09/29/08	Steelers	23-20 @ Pit. OT	64,038
12/14/08	Steelers	13-9 Bal.	71,502
11/29/09	Ravens	20-17 Bal. OT	71,314
12/27/09	Steelers	23-20 @ Pit.	64,068
10/03/10	Ravens	17-14 @ Pit.	64,729
12/05/10	Steelers	13-10 Bal.	71,418
09/11/11	Ravens	35-7 Bal.	71,434



# RAVENS VS. AFC OPPONENTS

## AFC NORTH (PIT.) CONT'D

11/06/11	Ravens	23-20 @ Pit.	64,851
11/18/12	Ravens	13-10 @ Pit.	63,446
12/02/12	Steelers	23-20 Bal.	71,442
10/20/13	Steelers	19-16 @ Pit.	62,295
11/28/13	Ravens	22-20 Bal.	71,005

### Steelers Lead Postseason Series, 3-0

01/20/02	Steelers	27-10 @ Pit.	63,976
		Divisional Playoff	
01/18/09	Steelers	23-14 @ Pit.	65,350
		AFC Championship	
01/15/11	Steelers	31-24 @ Pit.	64,879
		Divisional Playoff	

## AFC SOUTH

### HOUSTON TEXANS HEAD COACH BILL O'BRIEN

Ravens Lead Regular Season Series, 6-1  
Preseason Series, No Meetings



12/15/02	Ravens	23-19 @ Hou.	70,108
12/04/05	Ravens	16-15 Bal.	69,909
11/09/08	Ravens	41-13 @ Hou.	70,552
12/13/10	Ravens	34-28 @ Hou. OT	71,413
10/16/11	Ravens	29-14 Bal.	71,154
10/21/12	Texans	43-13 @ Hou.	71,708
09/22/13	Ravens	30-9 Bal.	71,168

### Ravens Lead Postseason Series, 1-0

01/15/12	Ravens	20-13 Bal.	71,547
		Divisional Playoff	

### INDIANAPOLIS COLTS HEAD COACH CHUCK PAGANO

Colts Lead Regular Season Series, 7-3  
Preseason Series, No Meetings



10/13/96	Colts	26-21 @ Ind.	56,978
11/29/98	Ravens	38-31 Bal.	68,898
12/02/01	Ravens	39-27 Bal.	69,382
10/13/02	Colts	22-20 @ Ind.	56,174
12/09/04	Colts	20-10 @ Ind.	57,240
09/11/05	Colts	24-7 Bal.	70,501
12/09/07	Colts	44-20 Bal.	70,513
10/12/08	Colts	31-3 @ Ind.	66,153
11/22/09	Colts	17-15 Bal.	71,320
12/11/11	Ravens	24-10 Bal.	71,187

### Colts Lead Postseason Series, 2-1

01/13/07	Colts	15-6 Bal.	71,162
		Divisional Playoff	
01/16/10	Colts	20-3 @ Ind.	67,535
		Divisional Playoff	
01/06/13	Ravens	24-9 Bal.	71,379
		Wild Card Playoff	

### JACKSONVILLE JAGUARS HEAD COACH GUS BRADLEY

Jaguars Lead Regular Season Series, 10-7  
Ravens Lead Preseason Series, 1-0



#### Preseason

08/23/12	Ravens	48-17 Bal.	70,502
----------	--------	------------	--------

#### Regular Season

11/10/96	Jaguars	30-27 @ Jax.	64,628
11/24/96	Jaguars	28-25 Bal.	57,384
08/31/97	Jaguars	28-27 Bal.	61,018
11/30/97	Jaguars	29-27 @ Jax.	63,712
09/20/98	Jaguars	24-10 @ Jax.	67,069
11/01/98	Jaguars	45-19 Bal.	68,915
11/14/99	Jaguars	6-3 @ Jax.	67,391
11/28/99	Jaguars	30-23 Bal.	68,428
09/10/00	Ravens	39-36 Bal.	68,843
10/08/00	Ravens	15-10 @ Jax.	65,194
10/28/01	Ravens	18-17 Bal.	69,439
11/25/01	Ravens	24-21 @ Jax.	53,530
10/20/02	Ravens	17-10 Bal.	69,173
11/02/03	Ravens	24-17 Bal.	69,486
11/13/05	Jaguars	30-3 @ Jax.	66,107
12/28/08	Ravens	27-7 Bal.	71,366
10/24/11	Jaguars	12-7 @ Jax.	62,976

### TENNESSEE TITANS HEAD COACH KEN WHISENHUNT

Titans Lead Regular Season Series, 9-8  
Preseason Series, No Meetings



09/15/96	Oilers	29-13 @ Hou.	20,082
12/22/96	Oilers	24-21 Bal.	52,704
09/21/97	Ravens	36-10 @ Ten.	17,737
12/14/97	Ravens	21-19 Bal.	60,558
10/11/98	Titans	12-8 Bal.	68,561
12/06/98	Titans	16-14 @ Ten.	31,124
10/10/99	Titans	14-11 @ Ten.	65,486
12/05/99	Ravens	41-14 Bal.	67,854
10/22/00	Titans	16-14 Bal.	68,490
11/12/00	Ravens	24-23 @ Ten.	69,200
10/07/01	Ravens	26-7 Bal.	69,494
11/12/01	Ravens	16-10 @ Ten.	68,798
11/24/02	Ravens	13-12 Bal.	69,365
09/18/05	Titans	25-10 @ Ten.	69,149
11/12/06	Ravens	27-26 @ Ten.	69,143
10/05/08	Titans	13-10 Bal.	71,131
09/18/11	Titans	26-13 @ Ten.	69,143

### Ravens Lead Postseason Series, 2-1

01/07/01	Ravens	24-10 @ Ten.	68,527
		Divisional Playoff	
01/03/04	Titans	20-17 Bal.	69,452
		Wild Card	
01/10/09	Ravens	13-10 @ Ten.	69,143
		Divisional Playoff	

# RAVENS VS. AFC OPPONENTS

## AFC EAST

### BUFFALO BILLS HEAD COACH DOUG MARRONE

Regular Season Series Tied, 3-3  
Bills Lead Preseason Series, 2-1



#### Preseason

08/23/96	Ravens	37-14 @ Buf.	51,905
08/22/97	Bills	31-28 Bal.	54,473
08/09/03	Bills	28-10 Bal.	68,550

#### Regular Season

10/31/99	Bills	13-10 Bal.	68,673
10/24/04	Ravens	20-6 Bal.	69,809
12/31/06	Ravens	19-7 Bal.	70,913
10/21/07	Bills	19-14 @ Buf.	70,727
10/24/10	Ravens	37-34 Bal. OT	71,220
09/29/13	Bills	23-20 @ Buf.	68,296

### MIAMI DOLPHINS HEAD COACH JOE PHILBIN

Dolphins Lead Regular Season Series, 5-4  
Preseason Series, No Meetings



10/19/97	Dolphins	24-13 Bal.	64,354
09/17/00	Dolphins	19-6 @ Mia.	73,464
11/17/02	Dolphins	26-7 @ Mia.	73,013
11/16/03	Dolphins	9-6 @ Mia. OT	73,333
01/02/05	Ravens	30-23 Bal.	69,843
12/16/07	Dolphins	22-16 @ Mia. OT	70,287
10/19/08	Ravens	27-13 @ Mia.	64,972
11/07/10	Ravens	26-10 Bal.	71,305
10/06/13	Ravens	26-23 @ Mia.	68,342

#### Ravens Lead Postseason Series, 2-0

01/13/02	Ravens	20-3 @ Mia.	72,251
		Wild Card	
01/04/09	Ravens	27-9 @ Mia.	74,240
		Wild Card	

### NEW ENGLAND PATRIOTS HEAD COACH BILL BELICHICK

Patriots Lead Regular Season Series, 7-1  
Ravens Lead Preseason Series, 1-0



#### Preseason

08/07/08	Ravens	16-15 @ NE	68,756
----------	--------	------------	--------

#### Regular Season

10/06/96	Patriots	46-38 Bal.	63,569
01/02/00	Patriots	20-3 @ NE	50,263
11/28/04	Patriots	24-3 @ NE	68,756
12/03/07	Patriots	27-24 Bal.	71,382
10/04/09	Patriots	27-21 @ NE	68,756
10/17/10	Patriots	23-20 @ NE OT	68,756
09/23/12	Ravens	31-30 Bal.	71,269
12/22/13	Patriots	41-7 Bal.	71,433

#### Ravens Lead Postseason Series, 2-1

01/10/10	Ravens	33-14 @ NE.	68,756
		Wild Card	
01/22/12	Patriots	23-20 @ NE.	68,756
		AFC Championship	
01/20/13	Ravens	28-13 @ NE.	68,756
		AFC Championship	

### NEW YORK JETS HEAD COACH REX RYAN

Ravens Lead Regular Season Series, 8-1  
Preseason Series Tied, 3-3



#### Preseason

08/08/97	Jets	39-29 @ NYJ.	23,067
08/16/98	Ravens	33-0 @ NYJ.	47,906
08/22/00	Ravens	10-0 Bal.	66,588
08/18/01	Jets	16-3 @ NYJ.	76,406
08/15/02	Jets	34-16 Bal.	67,681
08/24/09	Ravens	24-23 Bal.	70,335

#### Regular Season

11/02/97	Jets	19-16 @ NYJ OT.	59,524
09/13/98	Ravens	24-10 @ NYJ.	70,063
12/24/00	Ravens	34-20 Bal.	69,184
11/14/04	Ravens	20-17 @ NYJ OT.	77,826
10/02/05	Ravens	13-3 Bal.	70,479
09/16/07	Ravens	20-13 Bal.	71,246
09/13/10	Ravens	10-9 @ NYJ.	78,127
10/02/11	Ravens	34-17 Bal.	71,247
11/24/13	Ravens	19-3 Bal.	71,148

## AFC WEST

### DENVER BRONCOS HEAD COACH JOHN FOX

Regular Season Series, 5-5  
Preseason Series, No Meetings



10/20/96	Broncos	45-34 @ Den.	70,453
09/30/01	Ravens	20-13 @ Den.	75,082
09/30/02	Ravens	34-23 Bal.	69,638
10/26/03	Ravens	26-6 Bal.	69,721
12/11/05	Broncos	12-10 @ Den.	75,651
10/09/06	Broncos	13-3 @ Den.	76,355
11/01/09	Ravens	30-7 Bal.	71,132
10/10/10	Ravens	31-17 Bal.	71,246
12/16/12	Broncos	34-17 Bal.	71,317
09/05/13	Broncos	49-27 @ Den.	76,977

#### Ravens Lead Postseason Series, 2-0

12/31/00	Ravens	21-3 Bal.	69,638
		Wild Card	
01/12/13	Ravens	38-35 @ Den. 2OT	76,732
		Divisional Playoff	

# RAVENS VS. AFC / NFC OPPONENTS

## AFC WEST (KC) CONT'D

### KANSAS CITY CHIEFS HEAD COACH ANDY REID

Regular Season Series Tied, 3-3  
Ravens Lead Preseason Series, 1-0



#### Preseason

08/19/11 Ravens 31-13 Bal. .... 70,690

#### Regular Season

10/21/99 Chiefs 35-8 Bal. .... 68,771  
09/28/03 Chiefs 17-10 Bal. .... 69,459  
10/04/04 Chiefs 27-24 Bal. .... 69,827  
12/10/06 Ravens 20-10 @ KC ..... 77,232  
09/13/09 Ravens 38-24 Bal. .... 71,099  
10/07/12 Ravens 9-6 @ KC ..... 68,803

#### Ravens Lead Postseason Series, 1-0

01/09/11 Ravens 30-7 @ KC ..... 72,190  
Wild Card

### OAKLAND RAIDERS HEAD COACH DENNIS ALLEN

Ravens Lead Regular Season Series, 6-1  
Preseason Series, No Meetings



09/01/96 Ravens 19-14 Bal. .... 64,124  
11/08/98 Ravens 13-10 Bal. .... 69,037  
12/14/03 Raiders 20-12 @ Oak. .... 45,398  
09/17/06 Ravens 28-6 Bal. .... 70,744  
10/26/08 Ravens 29-10 Bal. .... 71,254  
01/03/10 Ravens 21-13 @ Oak. .... 38,400  
11/11/12 Ravens 55-20 Bal. .... 71,339

#### Ravens Lead Postseason Series, 1-0

01/14/01 Ravens 16-3 @ Oak. .... 62,784  
AFC Championship

### SAN DIEGO CHARGERS HEAD COACH MIKE McCOY

Ravens Lead Regular Season Series, 5-4  
Preseason Series, No Meetings



09/28/97 Chargers 21-17 @ SD ..... 54,094  
11/15/98 Chargers 14-13 @ SD ..... 54,388  
12/10/00 Ravens 24-3 Bal. .... 68,805  
09/21/03 Ravens 24-10 @ SD ..... 52,028  
10/01/06 Ravens 16-13 Bal. .... 70,743  
11/25/07 Chargers 32-14 @ SD ..... 63,337  
09/20/09 Ravens 31-26 @ SD ..... 66,882  
12/18/11 Chargers 34-14 @ SD ..... 67,242  
11/25/12 Ravens 16-13 @ SD OT..... 57,882

## NFC NORTH

### CHICAGO BEARS HEAD COACH MARC TRESTMAN

Bears Lead Regular Season Series, 3-2  
Ravens Lead Preseason Series, 1-0



#### Preseason

08/08/98 Ravens 19-14 @ Chi. .... 65,938

#### Regular Season

12/20/98 Bears 24-3 @ Chi. .... 40,853  
09/09/01 Ravens 17-6 Bal. .... 69,365  
10/23/05 Bears 10-6 @ Chi. .... 62,102  
12/20/09 Ravens 31-7 Bal. .... 71,011  
11/17/13 Bears 23-20 @ Chi. OT..... 62,367

### DETROIT LIONS HEAD COACH JIM CALDWELL

Ravens Lead Regular Season Series, 3-1  
Ravens Lead Preseason Series, 2-1



#### Preseason

08/09/02 Ravens 12-6 Bal. .... 67,421  
08/28/04 Ravens 17-6 Bal. .... 69,552  
08/17/12 Lions 27-12 Bal. .... 70,567

#### Regular Season

12/27/98 Ravens 19-10 Bal. .... 68,045  
10/09/05 Lions 35-17 @ Det. .... 61,201  
12/13/09 Ravens 48-3 Bal. .... 70,673  
12/16/13 Ravens 18-16 @ Det. .... 64,742

### GREEN BAY PACKERS HEAD COACH MIKE MCCARTHY

Packers Lead Regular Season Series, 4-1  
Packers Lead Preseason Series, 1-0



#### Preseason

08/17/96 Packers 17-15 Bal. .... 62,025

#### Regular Season

10/25/98 Packers 28-10 @ GB ..... 59,860  
10/14/01 Packers 31-23 @ GB ..... 59,866  
12/19/05 Ravens 48-3 Bal. .... 70,604  
12/07/09 Packers 27-14 @ GB ..... 70,286  
10/13/13 Packers 19-17 Bal. .... 71,319

### MINNESOTA VIKINGS HEAD COACH MIKE ZIMMER

Ravens Lead Regular Season Series, 3-2  
Vikings Lead Preseason Series, 2-0



#### Preseason

08/25/06 Vikings 30-7 @ Min. .... 63,257  
08/16/08 Vikings 23-15 Bal. .... 70,585

#### Regular Season

12/13/98 Vikings 38-28 Bal. .... 69,074



# RAVENS VS. NFC OPPONENTS

## NFC NORTH (MIN.) CONT'D

01/07/02	Ravens	19-3 Bal.	69,465
12/25/05	Ravens	30-23 Bal.	70,246
10/18/09	Vikings	33-31 @ Min.	63,689
12/08/13	Ravens	29-26 Bal.	70,921

## NFC SOUTH

### ATLANTA FALCONS HEAD COACH MIKE SMITH

Regular Season Series Tied, 2-2  
Ravens Lead Preseason Series, 7-3



#### Preseason

08/21/99	Ravens	19-6 @ Atl.	44,843
08/16/03	Ravens	13-10 @ Atl.	68,237
08/12/04	Ravens	24-0 Bal.	69,299
08/13/05	Falcons	16-3 @ Atl.	67,123
08/31/07	Falcons	13-10 @ Atl.	71,377
08/28/08	Falcons	10-9 Bal.	70,149
09/03/09	Ravens	20-3 @ Atl.	66,610
09/01/11	Ravens	21-7 @ Atl.	61,216
08/09/12	Ravens	31-17 @ Atl.	68,449
08/15/13	Ravens	27-23 Bal.	70,527

#### Regular Season

10/03/99	Ravens	19-13 OT @ Atl.	50,712
11/03/02	Falcons	20-17 @ Atl.	68,532
11/19/06	Ravens	24-10 Bal.	70,790
11/11/10	Falcons	26-21 @ Atl.	68,474

### CAROLINA PANTHERS HEAD COACH RON RIVERA

Panthers Lead Regular Season Series, 3-1  
Ravens Lead Preseason Series, 4-2



#### Preseason

08/28/99	Ravens	28-24 Bal.	66,247
08/18/00	Ravens	24-13 @ Car.	72,551
08/23/01	Panthers	20-17 Bal.	66,619
08/29/09	Ravens	17-13 @ Car.	71,045
08/12/10	Ravens	17-12 Bal.	70,579
08/22/13	Panthers	34-27 Bal.	70,554

#### Regular Season

12/15/96	Panthers	27-16 @ Car.	70,075
09/08/02	Panthers	10-7 @ Car.	70,386
10/15/06	Panthers	23-21 Bal.	70,762
11/21/10	Ravens	37-13 @ Car.	73,021



### NEW ORLEANS SAINTS HEAD COACH SEAN PAYTON

Ravens Lead Regular Season Series, 4-1  
Ravens Lead Preseason Series, 1-0



#### Preseason

08/26/05	Ravens	21-6 @ NO.	44,485
----------	--------	------------	--------

#### Regular Season

09/29/96	Ravens	17-10 Bal.	61,063
12/19/99	Ravens	31-8 Bal.	67,597
12/08/02	Saints	37-25 Bal.	69,334
10/29/06	Ravens	35-22 @ NO.	69,152
12/19/10	Ravens	30-24 Bal.	71,432

### TAMPA BAY BUCCANEERS HEAD COACH LOVIE SMITH

Regular Season Series Tied, 2-2  
Ravens Lead Preseason Series, 1-0



#### Preseason

08/08/13	Ravens	44-16 @ TB	47,599
----------	--------	------------	--------

#### Regular Season

12/29/01	Bucs	22-10 @ TB	65,619
09/15/02	Bucs	25-0 Bal.	69,304
09/10/06	Ravens	27-0 @ TB	65,087
11/28/10	Ravens	17-10 Bal.	70,989

## NFC EAST

### DALLAS COWBOYS HEAD COACH JASON GARRETT

Ravens Lead Regular Season Series, 4-0  
Preseason Series, No Meetings



11/19/00	Ravens	27-0 Bal.	69,416
11/21/04	Ravens	30-10 Bal.	69,924
12/20/08	Ravens	33-24 @ Dal.	63,800
10/14/12	Ravens	31-29 Bal.	71,384

### NEW YORK GIANTS HEAD COACH TOM COUGHLIN

Ravens Lead Regular Season Series, 3-1  
Ravens Lead Preseason Series, 7-5



#### Preseason

08/10/96	Ravens	37-27 @ NYG	39,799
08/02/97	Giants	21-20 Bal.	53,268
08/28/98	Ravens	14-6 @ NYG	48,754
09/03/99	Ravens	28-24 Bal.	60,092
08/25/00	Ravens	24-17 @ NYG	76,527
08/31/01	Ravens	38-9 Bal.	66,197
08/29/02	Giants	13-0 @ NYG	76,572
08/28/03	Giants	30-24 Bal.	68,169
09/02/04	Ravens	27-17 @ NYG	75,498
08/11/06	Giants	17-16 Bal.	70,249
08/19/07	Giants	13-12 Bal.	70,754
08/28/10	Ravens	24-10 Bal.	70,742

# RAVENS VS. NFC OPPONENTS

## NFC EAST (NYG) CONT'D

### Regular Season

09/14/97	Ravens	24-23 @ NYG	69,768
12/12/04	Ravens	37-14 Bal.	69,856
11/16/08	Giants	30-10 @ NYG	78,849
12/23/12	Ravens	33-14 Bal.	71,470

### Ravens Lead Postseason Series, 1-0

01/28/01	Ravens	34-7 @ NYG	71,921
		Super Bowl XXXV (Tampa, FL)	

## PHILADELPHIA EAGLES

### HEAD COACH CHIP KELLY

Eagles Lead Regular Season Series, 2-1-1

Ravens Lead Preseason Series, 7-4



### Preseason

08/03/96	Ravens	17-9 Bal.	63,804
08/16/97	Eagles	24-13 @ Phi.	60,939
08/24/98	Ravens	23-6 Bal.	65,970
08/12/99	Ravens	10-7 @ Phi.	43,552
08/05/00	Ravens	16-13 Bal.	65,459
08/13/01	Game Cancelled / Field Conditions		
08/23/02	Ravens	13-12 Bal.	58,443
08/20/04	Eagles	26-17 @ Phi.	67,218
08/20/05	Eagles	20-14 Bal.	70,303
08/17/06	Ravens	20-10 Bal.	70,255
08/13/07	Ravens	29-3 Bal.	72,994
08/11/11	Eagles	13-6 @ Phi.	69,144

### Regular Season

11/16/97	Tie	10-10 Bal. OT	63,546
10/31/04	Eagles	15-10 @ Phi.	67,715
11/23/08	Ravens	36-7 Bal.	71,379
09/16/12	Eagles	24-23 @ Phi.	69,144

## WASHINGTON REDSKINS

### HEAD COACH JAY GRUDEN

Ravens Lead Regular Season Series, 3-2

Ravens Lead Preseason Series, 5-2



### Preseason

08/23/03	Redskins	24-3 @ Was.	70,460
09/01/05	Ravens	26-20 Bal. OT	69,885
08/31/06	Ravens	17-10 @ Was.	60,326
08/25/07*	Redskins	13-7 @ Was.	60,080
08/13/09	Ravens	23-0 Bal.	70,723
08/21/10	Ravens	23-3 @ Was.	72,994
08/25/11	Ravens	34-31 Bal.	70,631

\*Game Terminated (3rd Qtr. / Weather Conditions)

### Regular Season

10/26/97	Ravens	20-17 @ Was.	75,067
10/15/00	Redskins	10-3 @ Was.	83,252
10/10/04	Ravens	17-10 @ Was.	90,287
12/07/08	Ravens	24-10 Bal.	71,438
12/09/12	Redskins	31-28 @ Was. OT	81,178

## NFC WEST

## ARIZONA CARDINALS

### HEAD COACH BRUCE ARIANS

Ravens Lead Regular Season Series, 4-1

Preseason Series, No Meetings



11/28/97	Cardinals	16-13 Bal.	53,976
12/17/00	Ravens	13-7 @ Ari.	37,452
10/12/03	Ravens	26-18 @ Ari.	24,193
09/23/07	Ravens	26-23 Bal.	71,372
10/30/11	Ravens	30-27 Bal.	71,022

## ST. LOUIS RAMS

### HEAD COACH JEFF FISHER

Ravens Lead Regular Season Series, 3-2

Rams Lead Preseason Series, 4-0



### Preseason

08/23/08	Rams	24-10 @ STL	60,862
09/02/10	Rams	27-21 @ STL	42,327
08/30/12	Rams	31-17 @ STL	53,371
08/29/13	Rams	24-21 @ STL	53,364

### Regular Season

10/27/96	Ravens	37-31 Bal. OT	60,256
09/12/99	Rams	27-10 @ STL	62,100
11/09/03	Rams	33-22 @ STL	66,085
10/14/07	Ravens	22-3 Bal.	71,175
09/25/11	Ravens	37-7 @ STL	56,289

## SAN FRANCISCO 49ERS

### HEAD COACH JIM HARBAUGH

Ravens Lead Regular Season Series, 3-1

Preseason Series, No Meetings



11/17/96	49ers	38-20 @ SF	51,596
11/30/03	Ravens	44-6 Bal.	69,549
10/07/07	Ravens	9-7 @ SF	67,885
11/24/11	Ravens	16-6 Bal.	71,345

### Ravens Lead Postseason Series, 1-0

02/03/13	Ravens	34-31 vs. SF	71,024
		Super Bowl XLVII (New Orleans, LA)	

## SEATTLE SEAHAWKS

### HEAD COACH PETE CARROLL

Regular Season Series Tied, 2-2

Preseason Series, No Meetings



12/07/97	Ravens	31-24 Bal.	54,395
11/23/03	Ravens	44-41 Bal. OT	69,477
12/23/07	Seahawks	27-6 @ Sea.	68,164
11/13/11	Seahawks	22-17 @ Sea.	66,522

# 1996 STATISTICS

## RESULTS AND ATTENDANCE

### WON 4, LOST 12

09/01	W	19-14	Oakland	64,124
09/08	L	17-31	at Pittsburgh	57,241
09/15	L	13-29	at Houston	20,082
09/22			Bye Week	
09/29	W	17-10	New Orleans	61,063
10/06	L	38-46	New England	63,569
10/13	L	21-26	at Indianapolis	56,978
10/20	L	34-45	at Denver	70,453
10/27	W	37-31 (OT)	St. Louis	60,256
11/03	L	21-24	Cincinnati	60,743
11/10	L	27-30	at Jacksonville	64,628
11/17	L	20-38	at San Francisco	51,596
11/24	L	25-28 (OT)	Jacksonville	57,384
12/01	W	31-17	Pittsburgh	51,822
12/08	L	14-21	at Cincinnati	43,022
12/15	L	16-27	at Carolina	70,075
12/22	L	21-24	Houston	52,704

## TEAM STATISTICS

### TOTAL FIRST DOWNS

	RAVENS	OPPONENT
Rushing	108	115
Passing	208	213
Penalty	22	23
3rd Down: Made/Att	88/201	108/224
3rd Down Pct.	43.8	48.2
4th Down: Made/Att	4/10	7/13
4th Down Pct.	40.0	53.8
<b>TOTAL NET YARDS</b>	<b>5723</b>	<b>5889</b>
Avg. Per Game	357.7	368.1
Total Plays	1024	1075
Avg. Per Play	5.6	5.5
<b>NET YARDS RUSHING</b>	<b>1745</b>	<b>1920</b>
Avg. Per Game	109.1	120.0
Total Rushes	416	508
<b>NET YARDS PASSING</b>	<b>3978</b>	<b>3969</b>
Avg. Per Game	248.6	248.1
Sacked/Yards Lost	38/296	30/146
Gross Yards	4274	4115
Att./Completions	570/335	537/350
Completion Pct.	58.8	65.2
Had Intercepted	20	15
<b>PUNTS/AVERAGE</b>	<b>69/43.2</b>	<b>68/42.4</b>
<b>NET PUNTING AVG.</b>	<b>37.8</b>	<b>35.6</b>
<b>PENALTIES/YARDS</b>	<b>94/818</b>	<b>104/744</b>
<b>FUMBLES/BALL LOST</b>	<b>23/13</b>	<b>23/7</b>
<b>TOUCHDOWNS</b>	<b>45</b>	<b>50</b>
Rushing	10	18
Passing	34	27
Returns	1	5

## SCORE BY PERIODS

	1	2	3	4	OT	PTS
<b>RAVENS</b>	<b>70</b>	<b>129</b>	<b>64</b>	<b>102</b>	<b>6</b>	<b>371</b>
<b>Opponents</b>	<b>88</b>	<b>128</b>	<b>92</b>	<b>130</b>	<b>3</b>	<b>441</b>

## SCORING

	R	P	KR	DR	PAT	FG	2R	2P	S	TP
Stover	0	0	0	0	34/35	19/25	0	0	0	91
Jackson	0	14	0	0	0/0	0/0	0	2	0	88
Alexander	0	9	0	0	0/0	0/0	0	1	0	56
Byner	4	1	0	0	0/0	0/0	0	0	0	30
Morris	4	1	0	0	0/0	0/0	0	0	0	30
Testaverde	2	0	0	0	0/0	0/0	1	0	0	14
Turner	0	2	0	0	0/0	0/0	0	0	0	12
Arvie	0	1	0	0	0/0	0/0	0	0	0	6
Caldwell	0	0	0	1	0/0	0/0	0	0	0	6
Green	0	1	0	0	0/0	0/0	0	0	0	6
Jones	0	1	0	0	0/0	0/0	0	0	0	6
Kinchen	0	1	0	0	0/0	0/0	0	0	0	6
Lewis	0	1	0	0	0/0	0/0	0	0	0	6
Ogden	0	1	0	0	0/0	0/0	0	0	0	6
Williams	0	1	0	0	0/0	0/0	0	0	0	6
Gardner	0	0	0	0	0/0	0/0	1	0	0	2
<b>RAVENS</b>	<b>10</b>	<b>34</b>	<b>0</b>	<b>1</b>	<b>34/35</b>	<b>19/25</b>	<b>2</b>	<b>3</b>	<b>0</b>	<b>371</b>
<b>Opponents</b>	<b>18</b>	<b>27</b>	<b>0</b>	<b>5</b>	<b>41/41</b>	<b>28/31</b>	<b>3</b>	<b>4</b>	<b>1</b>	<b>441</b>

## 2-PT. CONVERSIONS: RAVENS 5-9; Opponents 7-9

**SACKS:** Caldwell 4.5, Pleasant 4.0, Croel 3.0, Burnett 3.0, Williams 3.0, Thompson 3.0, Goad 3.0, Lewis 2.5, Fortune 1.0, Jones 1.0, Lyle 1.0, Brady 0.5, Footman 0.5, **RAVENS 30.0; Opponents: 38.0**

PASSING	ATT	COMP	YARDS	COMP%	YDS/ATT	TD	TD%	INT	INT%	LG	SACK/LOST	RATING
Testaverde	549	325	4177	59.2	7.61	33	6.0	19	3.5	86t	34/270	88.7
Zeier	21	10	97	47.6	4.62	1	4.8	1	4.8	15	4/26	57.0
<b>RAVENS</b>	<b>570</b>	<b>335</b>	<b>4274</b>	<b>58.8</b>	<b>7.50</b>	<b>34</b>	<b>6.0</b>	<b>20</b>	<b>3.5</b>	<b>86t</b>	<b>38/296</b>	<b>87.6</b>
<b>Opponents</b>	<b>537</b>	<b>350</b>	<b>4115</b>	<b>65.2</b>	<b>7.66</b>	<b>27</b>	<b>5.0</b>	<b>15</b>	<b>2.8</b>	<b>55</b>	<b>30/146</b>	<b>93.4</b>

## RUSHING

	NO	YDS	AVG	LG	TD
Morris	172	737	4.3	19	4
Byner	159	634	4.0	42	4
Testaverde	34	188	5.5	22	2
Gardner	26	108	4.2	19	0
Hoard	15	61	4.1	10	0
Turner	2	12	6.0	6	0
Zeier	2	8	4.0	5	0
Hunter	1	0	0.0	0	0
Montgomery	1	0	0.0	0	0
Alexander	3	0	0.0	12	0
Lewis	1	-3	-3.0	-3	0
<b>RAVENS</b>	<b>416</b>	<b>1745</b>	<b>4.2</b>	<b>42</b>	<b>10</b>
<b>Opponents</b>	<b>508</b>	<b>1920</b>	<b>3.8</b>	<b>71t</b>	<b>18</b>

## RECEIVING

	NO	YDS	AVG	LG	TD
Jackson	76	1201	15.8	86t	14
Alexander	62	1099	17.7	64t	9
Kinchen	55	581	10.6	29	1
Turner	38	461	12.1	27t	2
Byner	30	270	9.0	40	1
Morris	25	242	9.7	52t	1
Green	15	150	10.0	23	1
Williams	13	85	6.5	19	1
Gardner	7	28	4.0	7	0
Lewis	5	78	15.6	24	1
Ethridge	2	24	12.0	15	0
Bishop	2	22	11.0	13	0
Hunter	1	25	25.0	25	0
Hoard	1	4	4.0	4	0
Jones	1	2	2.0	2t	1
Ogden	1	1	1.0	1t	1
Arvie	1	1	1.0	1t	1
<b>RAVENS</b>	<b>335</b>	<b>4274</b>	<b>12.8</b>	<b>86t</b>	<b>34</b>
<b>Opponents</b>	<b>350</b>	<b>4115</b>	<b>11.8</b>	<b>55</b>	<b>27</b>

## INTERCEPTIONS

	NO	YDS	AVG	LG	TD
Langham	5	59	11.8	28	0
Turner	5	1	0.2	1	0
Caldwell	1	45	45.0	45t	1
Adams	1	16	16.0	16	0
Croel	1	16	16.0	16	0
Moore	1	10	10.0	10	0
Lewis	1	0	0.0	0	0
<b>RAVENS</b>	<b>15</b>	<b>147</b>	<b>9.8</b>	<b>45t</b>	<b>1</b>
<b>Opponents</b>	<b>20</b>	<b>349</b>	<b>17.5</b>	<b>68t</b>	<b>3</b>

## PUNTING

	NO	YDS	AVG	TB	IN	LG	BLK
Montgomery	68	2980	43.8	5	23	67	1
Team	1	0	0.0	0	0	0	0
<b>RAVENS</b>	<b>69</b>	<b>2980</b>	<b>43.2</b>	<b>5</b>	<b>23</b>	<b>67</b>	<b>1</b>
<b>Opponents</b>	<b>68</b>	<b>2881</b>	<b>42.4</b>	<b>5</b>	<b>27</b>	<b>64</b>	<b>0</b>

## PUNT RETURNS

	RET	FC	YDS	AVG	LG	TD
Lewis	36	13	339	9.4	46	0
Alexander	1	0	15	15.0	15	0
Ethridge	1	0	3	3.0	3	0
Hunter	0	1	0	-	0	0
<b>RAVENS</b>	<b>38</b>	<b>14</b>	<b>357</b>	<b>9.4</b>	<b>46</b>	<b>0</b>
<b>Opponents</b>	<b>27</b>	<b>14</b>	<b>273</b>	<b>10.1</b>	<b>47</b>	<b>0</b>

## KICKOFF RETURNS

	NO	YDS	AVG	LG	TD
Lewis	41	883	21.5	44	0
Baldwin	20	405	20.3	34	0
Hunter	9	178	19.8	29	0
Ethridge	8	171	21.4	29	0
Byner	4	61	15.3	19	0
Kinchen	1	19	19.0	19	0
Alexander	1	13	13.0	13	0
Morris	1	3	3.0	3	0
Isaia	1	2	2.0	2	0
Frederick	0	-1	0.0	-1	0
<b>RAVENS</b>	<b>86</b>	<b>1734</b>	<b>20.2</b>	<b>44</b>	<b>0</b>
<b>Opponents</b>	<b>70</b>	<b>1402</b>	<b>20.0</b>	<b>51</b>	<b>0</b>

## FIELD GOALS

	1-19	20-29	30-39	40-49	50+
Stover	0/0	8/8	5/6	5/10	1/1
<b>RAVENS</b>	<b>0/0</b>	<b>8/8</b>	<b>5/6</b>	<b>5/10</b>	<b>1/1</b>
<b>Opponents</b>	<b>0/0</b>	<b>11/11</b>	<b>10/11</b>	<b>5/7</b>	<b>2/2</b>

**Stover:** (25,37); (29); (); (38,48SH,49WL); (); (45,33); (43WL,50,32WL); (); (21,21); (43,25); (21,29,41,33,49WR); (40); (45SH); (37,46,25); ()

**Opponents:** (); (35); (41,44); (23,38WL); (22,35,50); (27,30); (34); (50,38,36); (41,49,34); (23,33,24); (27); (29,41WL,34); (22); (49SH,23,26); (29,44); (37)



# 1996 STATISTICS

## DEFENSIVE

PLAYER	FROM COACHES VIDEO									
	TT	SOLO	AS	SACKS	YDS	PD	FR	FF	INT	
Lewis, Ray	142	104	38	2.5	8.5	6	0	0	1	
Turner, Eric	112	80	32	0.0	0.0	15	0	0	5	
Moore, Stevon	108	78	30	0.0	0.0	5	1	0	1	
Croel, Mike	81	56	25	3.0	11.0	1	0	2	1	
Caldwell, Mike	76	49	27	4.5	35.5	3	0	1	1	
Brady, Donny	66	53	13	0.5	4.5	10	1	0	0	
Jones, James	59	37	22	1.0	5.0	3	0	1	0	
Langham, Antonio	47	39	8	0.0	0.0	21	0	0	0	5
Goganious, Keith	47	33	14	0.0	0.0	0	0	0	0	0
Sutter, Ed	46	25	21	0.0	0.0	2	0	0	0	0
Williams, Jerrol	43	30	13	3.0	8.0	0	1	2	0	0
Goad, Tim	42	29	13	3.0	19.0	1	0	0	0	0
Frederick, Mike	37	23	14	0.0	0.0	1	0	0	0	0
Pleasant, Anthony	33	28	5	4.0	23.0	1	1	0	0	0
Footman, Dan	32	22	10	0.5	1.5	1	0	2	0	0
Adams, Vashone	29	23	6	0.0	0.0	4	0	0	1	0
Burnett, Rob	29	20	9	3.0	17.0	0	0	1	0	0
Jenkins, Deron	24	19	5	0.0	0.0	2	1	1	0	0
Booth, Issac	18	15	3	0.0	0.0	6	0	0	0	0
Fortune, Elliott	16	11	5	1.0	4.0	0	0	0	0	0
Thompson, Bennie	15	10	5	3.0	5.0	2	0	0	0	0
Lyle, Rick	12	7	5	1.0	4.0	0	0	0	0	0
Brew, Dorian	4	4	0	0.0	0.0	0	0	0	0	0
Turner, Floyd	0	0	0	0.0	0.0	0	0	1	0	0
Powell, Craig	0	0	0	0.0	0.0	0	0	0	0	0

## SPECIAL TEAMS

PLAYER	FROM COACHES VIDEO					
	TT	SOLO	AS	FR	FF	BK
Thompson, Bennie	15	10	5	0	0	0
Gardner, Carwell	13	8	5	0	0	0
Sutter, Ed	11	8	3	1	0	0
Adams, Vashone	11	6	5	0	0	0
Jenkins, Deron	10	7	3	0	2	0
Goganious, Keith	10	6	4	0	0	0
Powell, Craig	8	7	1	0	0	0
Langham, Antonio	7	4	3	0	1	0
Clark, Sedric	6	5	1	0	0	0
Kinchen, Brian	6	3	3	0	0	0
Booth, Issac	5	4	1	0	0	0
Daniels, Dexter	5	3	2	0	0	0
Williams, Jerrol	5	2	3	0	0	0
Byner, Earnest	4	4	0	0	0	0
Dowden, Corey	4	2	2	0	0	0
Brady, Donny	3	3	0	0	0	0
Brew, Dorian	3	2	1	0	0	0
Ethridge, Ray	2	2	0	1	0	0
Lewis, Jermaine	2	2	0	0	0	0
Baldwin, Randy	2	2	0	0	0	0
Hartley, Frank	2	1	1	0	0	0
Stover, Matt	1	1	0	0	0	0
Lewis, Ray	1	1	0	0	0	0
Moore, Stevon	1	0	1	0	0	0

## TOP THREE

SOLO	SACKS	FF	FR	PD
104 Ray Lewis	4.5 Mike Caldwell	2 Mike Croel	1 5 players tied	21 Antonio Langham
80 Eric Turner	4 Anthony Pleasant	2 Dan Footman		15 Eric Turner
78 Stevon Moore	5 3 players tied	2 Jerrol Williams		10 Donny Brady

## USUAL STARTERS

OFFENSE		DEFENSE	
WR1	81 Michael Jackson	LDE	90 Rob Burnett
WR2	82 Derrick Alexander	NT	97 James Jones
LT	66 Tony Jones	RDE	99 Anthony Pleasant
LG	75 Jonathan Ogden	LOLB	51 Mike Croel
C	61 Steve Everitt	LILB	52 Ray Lewis
	63 Wally Williams	RILB	56 Mike Caldwell
RG	69 Jeff Blackshear	ROLB	57 Jerrol Williams
	63 Wally Williams		50 Keith Goganious
RT	77 Orlando Brown	LCB	38 Antonio Langham
TE	88 Brian Kinchen	RCB	24 Donny Brady
QB	12 Vinny Testaverde	SS	27 Stevon Moore
RB	33 Bam Morris	FS	29 Eric Turner
	21 Earnest Byner		
FB	35 Carwell Gardner		

## COACHES

**Ted Marchibroda**, Head Coach; **Kirk Ferentz**, Assistant Head Coach  
 Offense; **Marvin Lewis**, Defensive Coordinator; **Maxie Baughan**,  
 Linebackers; **Jacob Burney**, Defensive Line; **Pat Hill**, Tight Ends/  
 Offensive Line; **Al Lavan**, Running Backs; **Scott O'Brien**, Special  
 Teams; **Alvin Reynolds**, Secondary; **Mike Sheppard**, Wide Receivers;  
**Jerry Simmons**, Strength and Conditioning; **Don Strook**, Quarterbacks;  
**Eric Mangini**, Quality Control/Offense; **Jim Schwartz**, Quality Control/  
 Defense; **John Settle**, Quality Control/Special Teams

## RAVENS HONOR ROLL

**Pro Bowl:** S Eric Turner (2nd alternate, started); QB Vinny Testaverde (3rd QB)  
**All-Pro:** LG Jonathan Ogden (SI, The Dallas Morning News)  
**Ravens Roost Unsung Hero:** RB Earnest Byner  
**Ravens Roost Extra Effort Award:** TE Brian Kinchen  
**Ed Block Courage Award:** DE Anthony Pleasant

## SEASON TRENDS

Record	4-12	Trailing at Halftime	2-8
vs. AFC Central	1-7	Leading After 3 Quarters	2-4
vs. AFC	2-10	Trailing After 3 Quarters	2-8
vs. NFC	2-2	Winning Coin Toss	2-6
Home	4-4	Losing Coin Toss	2-6
Away	0-8	Decided by 7 Points or Less	3-6
On Grass	4-8	Decided by 3 Points or Less	0-4
Artificial Turf	0-4	When Scoring First	3-5
Outdoors	4-10	When Not Scoring First	1-7
Indoors	0-2	Overtime	1-1
Leading at Halftime	2-4	Preseason	3-1



# 1997 STATISTICS

## RESULTS AND ATTENDANCE

### WON 6, LOST 9, TIED 1

08/31	L	27-28	Jacksonville	61,018
09/07	W	23-10	Cincinnati	52,968
09/14	W	24-23	at New York	69,768
09/21	W	36-10	at Tennessee	17,737
09/28	L	17-21	at San Diego	54,094
10/05	L	34-42	Pittsburgh	64,421
10/12			Bye Week	
10/19	L	13-24	Miami	64,354
10/26	W	20-17	at Washington	75,067
11/02	L	16-19 (OT)	at New York Jets	77,716
11/09	L	0-37	at Pittsburgh	56,669
11/16	T	10-10 (OT)	Philadelphia	63,546
11/23	L	13-16	Arizona	53,976
11/30	L	27-29	at Jacksonville	63,712
12/07	W	31-24	Seattle	54,395
12/14	W	21-19	Tennessee	60,558
12/21	L	14-16	at Cincinnati	50,917

## TEAM STATISTICS

	RAVENS	OPPONENT
<b>TOTAL FIRST DOWNS</b>	<b>292</b>	<b>306</b>
Rushing	99	101
Passing	176	180
Penalty	17	25
3rd Down: Made/Att	82/227	94/233
3rd Down Pct.	36.1	40.3
4th Down: Made/Att	12/21	7/14
4th Down Pct.	57.1	50.0
<b>TOTAL NET YARDS</b>	<b>5291</b>	<b>5363</b>
Avg. Per Game	330.7	335.2
Total Plays	1043	1068
Avg. Per Play	5.1	5.0
<b>NET YARDS RUSHING</b>	<b>1589</b>	<b>1690</b>
Avg. Per Game	99.3	105.6
Total Rushes	420	470
<b>NET YARDS PASSING</b>	<b>3702</b>	<b>3673</b>
Avg. Per Game	231.4	229.6
Sacked/Yards Lost	37/227	42/293
Gross Yards	3929	3966
Att./Completions	586/338	556/332
Completion Pct.	57.7	59.7
Had Intercepted	16	17
<b>PUNTS/AVERAGE</b>	<b>83/42.7</b>	<b>82/44.0</b>
<b>NET PUNTING AVG.</b>	<b>36.6</b>	<b>35.5</b>
<b>PENALTIES/YARDS</b>	<b>101/777</b>	<b>106/822</b>
<b>FUMBLES/BALL LOST</b>	<b>37/17</b>	<b>23/11</b>
<b>TOUCHDOWNS</b>	<b>35</b>	<b>39</b>
Rushing	7	17
Passing	25	20
Returns	3	2

## SCORE BY PERIODS

	1	2	3	4	OT	PTS
<b>RAVENS</b>	<b>67</b>	<b>98</b>	<b>58</b>	<b>103</b>	<b>0</b>	<b>326</b>
<b>Opponents</b>	<b>89</b>	<b>92</b>	<b>81</b>	<b>80</b>	<b>3</b>	<b>345</b>

## SCORING

	R	P	KR	DR	PAT	FG	2R	2P	S	TP
Stover	0	0	0	0	32/32	26/34	0	0	0	110
Alexander	0	9	0	0	0/0	0/0	0	0	0	54
Lewis	0	6	2	0	0/0	0/0	0	0	0	48
Green	0	5	0	0	0/0	0/0	0	0	0	30
Jackson	0	4	0	0	0/0	0/0	0	1	0	26
Morris	4	0	0	0	0/0	0/0	0	0	0	24
Graham	2	0	0	0	0/0	0/0	0	0	0	12
Cotton	1	0	0	0	0/0	0/0	0	0	0	6
Kinchen	0	1	0	0	0/0	0/0	0	0	0	6
Langham	0	0	0	1	0/0	0/0	0	0	0	6
Byner	0	0	0	0	0/0	0/0	0	1	0	2
Team Stat	0	0	0	0	0/0	0/0	0	0	1	2
<b>RAVENS</b>	<b>7</b>	<b>25</b>	<b>2</b>	<b>1</b>	<b>32/32</b>	<b>26/34</b>	<b>0</b>	<b>2</b>	<b>1</b>	<b>326</b>
<b>Opponents</b>	<b>17</b>	<b>20</b>	<b>1</b>	<b>1</b>	<b>33/35</b>	<b>24/34</b>	<b>1</b>	<b>1</b>	<b>1</b>	<b>345</b>

## 2-PT. CONVERSIONS: RAVENS 2-3; OPPONENTS 2-4

**SACKS:** Boulware 11.5, McCrary 9.0, Jones 6.0, Burnett 4.0, Lewis 4.0, Sharper 3.0, Washington 2.0, Herring 1.0, Langham 1.0, Brown 0.5  
**RAVENS 42.0; Opponents: 37.0**

## PASSING

	ATT	COMP	YARDS	COMP%	YDS/ATT	TD	TD%	INT	INT%	LG	SACK/LOST	RATING
Testaverde	470	271	2971	57.7	6.32	18	3.8	15	3.2	54t	20/129	75.9
Zeier	116	67	958	57.8	8.26	7	6.0	1	0.9	92	17/98	101.1
<b>RAVENS</b>	<b>586</b>	<b>338</b>	<b>3929</b>	<b>57.7</b>	<b>6.70</b>	<b>25</b>	<b>4.3</b>	<b>16</b>	<b>2.7</b>	<b>92</b>	<b>37/227</b>	<b>80.9</b>
<b>Opponents</b>	<b>556</b>	<b>332</b>	<b>3966</b>	<b>59.7</b>	<b>7.13</b>	<b>20</b>	<b>3.6</b>	<b>17</b>	<b>3.1</b>	<b>77t</b>	<b>42/293</b>	<b>80.8</b>

## RUSHING

	NO	YDS	AVG	LG	TD
Morris	204	774	3.8	25	4
Byner	84	313	3.7	19	0
Graham	81	299	3.7	19	2
Testaverde	34	138	4.1	16	0
Lewis	3	35	11.7	24	0
Zeier	10	17	1.7	12	0
Montgomery	1	11	11.0	11	0
Cotton	2	2	1.0	1t	1
Alexander	1	0	0.0	0	0
<b>RAVENS</b>	<b>420</b>	<b>1589</b>	<b>3.8</b>	<b>25</b>	<b>7</b>
<b>Opponents</b>	<b>470</b>	<b>1690</b>	<b>3.6</b>	<b>74t</b>	<b>17</b>

## RECEIVING

	NO	YDS	AVG	LG	TD
Jackson	69	918	13.3	54t	4
Alexander	65	1009	15.5	92	9
Green	65	601	9.2	37t	5
Lewis	42	648	15.4	42t	6
Morris	29	176	6.1	15	0
Byner	21	128	6.1	17	0
Yarborough	16	183	11.4	26	0
Graham	12	51	4.3	19	0
Kinchen	11	95	8.6	24t	1
Roe	7	124	17.7	29	0
Testaverde	1	-4	-4.0	-4	0
<b>RAVENS</b>	<b>338</b>	<b>3929</b>	<b>11.6</b>	<b>92</b>	<b>25</b>
<b>Opponents</b>	<b>332</b>	<b>3966</b>	<b>11.9</b>	<b>77</b>	<b>20</b>

## INTERCEPTIONS

	NO	YDS	AVG	LG	TD
Moore	4	56	14.0	38	0
Daniel	3	60	20.0	43	0
Langham	3	40	13.3	40t	1
Staten	2	12	6.0	9	0
Brown	1	21	21.0	21	0
Lewis	1	18	18.0	18	0
Jones	1	15	15.0	15	0
Jenkins	1	15	15.0	15	0
Sharper	1	4	4.0	0	0
<b>RAVENS</b>	<b>17</b>	<b>241</b>	<b>14.2</b>	<b>43</b>	<b>1</b>
<b>Opponents</b>	<b>16</b>	<b>118</b>	<b>7.4</b>	<b>42</b>	<b>0</b>

## PUNTING

	NO	YDS	AVG	TB	IN	LG	BLK
Montgomery	83	3540	42.7	2	24	60	0
<b>RAVENS</b>	<b>83</b>	<b>3540</b>	<b>42.7</b>	<b>2</b>	<b>24</b>	<b>60</b>	<b>0</b>
<b>Opponents</b>	<b>82</b>	<b>3611</b>	<b>44.0</b>	<b>7</b>	<b>24</b>	<b>63</b>	<b>0</b>

## PUNT RETURNS

	RET	FC	YDS	AVG	LG	TD
Lewis	28	13	437	15.6	89t	2
Roe	8	0	72	9.0	14	0
Ethridge	5	1	21	4.2	16	0
Alexander	1	0	34	34.0	34	0
<b>RAVENS</b>	<b>42</b>	<b>14</b>	<b>564</b>	<b>13.4</b>	<b>89t</b>	<b>2</b>
<b>Opponents</b>	<b>53</b>	<b>11</b>	<b>460</b>	<b>8.7</b>	<b>60</b>	<b>0</b>

## KICKOFF RETURNS

	NO	YDS	AVG	LG	TD
Lewis	41	905	22.1	51	0
Roe	9	189	21.0	33	0
Graham	6	115	19.2	24	0
Brew	5	88	17.6	24	0
Singleton	4	64	16.0	19	0
Ethridge	2	37	18.5	22	0
Morris	1	23	23.0	23	0
Holmes	1	14	14.0	14	0
McCloud	1	0	0.0	0	0
Byner	1	0	0.0	0	0
<b>RAVENS</b>	<b>71</b>	<b>1435</b>	<b>20.2</b>	<b>51</b>	<b>0</b>
<b>Opponents</b>	<b>59</b>	<b>1323</b>	<b>22.4</b>	<b>97t</b>	<b>0</b>

## FIELD GOALS

	1-19	20-29	30-39	40-49	50+
Stover	0/0	8/9	12/12	6/11	0/2
<b>RAVENS</b>	<b>0/0</b>	<b>8/9</b>	<b>12/12</b>	<b>6/11</b>	<b>0/2</b>
<b>Opponents</b>	<b>0/0</b>	<b>10/10</b>	<b>6/6</b>	<b>7/16</b>	<b>1/2</b>

**Stover:** (33,25);(37,32,41);(37);(38,46WL,42,49,34,36); (47,35,28);(34); (38,23);(48SH,34,28);(41,22,24);();(23,53WR);(46,34);();(24,45WR,42 WR);(50BL,27BL); (44WR)

**Opponents:** (43WL);(46,51WL,43WL,46BL);(41WR,27,41WR);(45, 41WR); (49WL);();(23);(26);(47WR,28,33,31,37);(52,22,39);(33,40 WL);(22,27,43); (41,42,31,29,22); (); (25,40); (44)

# 1997 STATISTICS

## DEFENSIVE

PLAYER	FROM COACHES VIDEO								
	TT	SOLO	AS	SACKS	YDS	PD	FR	FF	INT
Lewis, Ray	210	163	47	4.0	27.0	9	0	1	1
Moore, Stevon	86	63	23	0.0	0.0	9	0	2	4
McCrary, Micheal	80	59	21	9.0	70.5	2	2	0	0
Sharper, Jamie	79	57	22	3.0	24.0	3	0	1	1
Jones, James	75	50	25	6.0	44.0	1	1	3	0
Boulware, Peter	66	42	24	11.5	70.5	0	0	1	0
Burnett, Rob	59	40	19	4.0	36.0	1	1	1	0
Langham, Antonio	51	41	10	1.0	0.0	14	0	1	3
Herring, Kim	51	34	17	1.0	4.0	1	0	1	0
Jenkins, DeRon	44	40	4	0.0	0.0	7	1	0	1
Siragusa, Tony	44	30	14	0.0	0.0	2	1	0	0
Jones, Rondell	40	32	8	0.0	0.0	4	1	0	1
Webster, Larry	34	25	9	0.0	0.0	0	0	0	0
Brady, Donny	33	29	4	0.0	0.0	7	1	0	0
Staten, Ralph	30	22	8	0.0	0.0	6	0	0	2
Washington, Keith	24	17	7	2.0	16.0	1	0	1	0
Brown, Cornell	17	12	5	0.5	1.0	2	0	2	1
Daniel, Eugene	17	9	8	0.0	0.0	7	0	0	3
Frederick, Mike	10	8	2	0.0	0.0	1	1	0	0
McCloud, Tyrus	9	5	4	0.0	0.0	1	0	0	0
Ward, Chris	3	3	0	0.0	0.0	0	0	0	0
Thompson, Bennie	3	3	0	0.0	0.0	1	0	0	0
Brew, Dorian	3	2	1	0.0	0.0	0	0	0	0
Williams, John	2	2	0	0.0	0.0	2	0	0	0
Taylor, Leland	1	0	1	0.0	0.0	0	0	0	0

## SPECIAL TEAMS

PLAYER	FROM COACHES VIDEO					
	TT	SOLO	AS	FR	FF	BK
Brady, Donny	19	17	2	0	0	0
Thompson, Bennie	18	18	0	2	1	0
Herring, Kim	10	9	1	1	0	0
Vinson, Tony	9	9	0	0	0	0
McCloud, Tyrus	9	7	2	1	0	0
Brown, Cornell	8	8	0	0	0	0
Williams, John	7	7	0	0	0	0
Washington, Keith	5	5	0	0	0	0
Jenkins, DeRon	5	4	1	0	0	0
Kinchen, Brian	4	3	1	0	1	0
Moore, Stevon	3	3	0	0	0	0
Byner, Earnest	2	2	0	2	0	0
Graham, Jay	2	2	0	1	0	0
Sharper, Jamie	2	2	0	0	0	0
Langham, Antonio	2	2	0	0	0	0
Holmes, Priest	2	2	0	0	0	0
Jones, Rondell	2	1	1	0	0	1
Brew, Dorian	1	1	0	0	0	0
Peters, Tyrell	1	1	0	0	0	0
Montgomery, Greg	1	1	0	0	0	0
Ethridge, Ray	1	1	0	0	0	0
Stover, Matt	1	1	0	0	0	0
Cotton, Kenyon	1	0	1	0	0	0
Staten, Ralph	1	0	1	0	0	0
Ofofiele, A.J.	1	0	1	0	0	0
Burnett, Rob	0	0	0	0	0	1

## TOP THREE

SOLO	SACKS	FF	FR	PD
163 Ray Lewis	11.5 Peter Boulware	3 James Jones	2 Michael McCrary	14 Antonio Langham
63 Stevon Moore	9.0 Michael McCrary	2 Cornell Brown	1 7 players tied	9 Ray Lewis
59 Michael McCrary	6.0 James Jones	2 Stevon Moore		9 Stevon Moore

## USUAL STARTERS

OFFENSE	DEFENSE
WR1 81 Michael Jackson	LDE 90 Rob Burnett
WR2 82 Derrick Alexander	LDT 97 James Jones
LT 75 Jonathan Ogden	RDT 98 Tony Siragusa
LG 65 Ben Cavin	RDE 99 Michael McCrary
62 Leo Goeas	LLB 58 Peter Boulware
C 63 Wally Williams	MLB 52 Ray Lewis
67 Quentin Neujahr	RLB 55 Jamie Sharper
RG 69 Jeff Blackshear	LCB 38 Antonio Langham
RT 77 Orlando Brown	RCB 25 DeRon Jenkins
TE 86 Eric Green	30 Eugene Daniel
QB 12 Vinny Testaverde	SS 27 Stevon Moore
WR3 84 Jermaine Lewis	FS 31 Rondell Jones
RB 33 Bam Morris	20 Kim Herring

## COACHES

**Ted Marchibroda**, Head Coach; **Kirk Ferentz**, Assistant Head Coach-Offense; **Marvin Lewis**, Defensive Coordinator; **Maxie Baughan**, Linebackers; **Jacob Burney**, Defensive Line; **Al Lavan**, Running Backs; **Scott O'Brien**, Special Teams; **Alvin Reynolds**, Secondary; **Richard Mann**, Wide Receivers; **Jerry Simmons**, Strength and Conditioning; **Don Strook**, Quarterbacks; **Ken Whisenhunt**, Tight Ends; **Lester Erb**, Quality Control/Offense; **Jim Schwartz**, Quality Control/Defense; **John Settle**, Quality Control/Special Teams

## RAVENS HONOR ROLL

**NFL Defensive Rookie of the Year:** LB Peter Boulware  
**Pro Bowl:** OT Jonathan Ogden (starter), Ray Lewis (1st alternate, played in game)  
**All-Pro:** OT Jonathan Ogden (SI, TSN, PFW, CPFW, FD), LB Ray Lewis (SI, CPFW)  
**Ravens Roost Unsung Hero:** S Stevon Moore  
**Ravens Roost Extra Effort Award:** S Bennie Thompson  
**Ed Block Courage Award:** OL Wally Williams

## SEASON TRENDS

Record	6-9-1	Leading After 3 Quarters	4-3-1
vs. AFC Central	3-5	Trailing After 3 Quarters	1-6
vs. AFC	4-8	Winning Coin Toss	2-4
vs. NFC	2-1-1	Losing Coin Toss	4-5-1
Home	3-4-1	Decided by 8 Points or less	4-7
Away	3-5	Decided by 3 Points or less	3-5-1
On Grass	5-6-1	When Scoring First	4-3-1
Artificial Turf	1-3	When Not Scoring First	2-6
Outdoors	6-9-1	Overtime	0-1-1
Indoors	0-0	Preseason	0-4
Leading at Halftime	4-1-1	When Allowing a 100-Yard Rusher	1-3
Tied at Halftime	1-1	When Allowing a 100-Yard Receiver	1-6
Trailing at Halftime	1-7	When Not Allowing a 100-Yard Rusher	5-6-1
Tied After 3 Quarters	1-0	When Not Allowing a 100-Yard Receiver	5-3-1





# 1998 STATISTICS

## RESULTS AND ATTENDANCE

### WON 6, LOST 10

09/06	L	13-20	Pittsburgh	68,847
09/13	W	24-10	at New York Jets	70,063
09/20	L	10-24	at Jacksonville	67,069
09/27	W	31-24	Cincinnati	68,154
10/04			Bye Week	
10/11	L	8-12	Tennessee	68,561
10/18	L	6-16	at Pittsburgh	58,620
10/25	L	10-28	at Green Bay	59,860
11/01	L	19-45	Jacksonville	68,915
11/08	W	13-10	Oakland	69,037
11/15	L	13-14	at San Diego	54,388
11/22	W	20-13	at Cincinnati	52,571
11/29	W	38-31	Indianapolis	68,898
12/06	L	14-16	at Tennessee	31,124
12/13	L	28-38	Minnesota	69,074
12/20	L	3-24	at Chicago	40,853
12/27	W	19-10	Detroit	68,045

## TEAM STATISTICS

	RAVENS	OPPONENT
<b>TOTAL FIRST DOWNS</b>	<b>243</b>	<b>298</b>
Rushing	86	90
Passing	140	180
Penalty	17	28
3rd Down: Made/Att	64/207	93/237
3rd Down Pct.	30.9	39.2
4th Down: Made/Att	6/15	4/11
4th Down Pct.	40.0	36.4
<b>TOTAL NET YARDS</b>	<b>4498</b>	<b>5297</b>
Avg. Per Game	281.1	331.1
Total Plays	926	1050
Avg. Per Play	4.9	5.0
<b>NET YARDS RUSHING</b>	<b>1629</b>	<b>1705</b>
Avg. Per Game	101.8	106.6
Total Rushes	408	472
<b>NET YARDS PASSING</b>	<b>2869</b>	<b>3592</b>
Avg. Per Game	179.3	224.5
Sacked/Yards Lost	41/283	39/286
Gross Yards	3152	3878
Att./Completions	477/272	539/316
Completion Pct.	57.0	58.6
Had Intercepted	15	17
<b>PUNTS/AVERAGE</b>	<b>92/42.9</b>	<b>86/42.5</b>
<b>NET PUNTING AVG.</b>	<b>38.3</b>	<b>33.6</b>
<b>PENALTIES/YARDS</b>	<b>113/908</b>	<b>123/1013</b>
<b>FUMBLES/BALL LOST</b>	<b>31/15</b>	<b>17/6</b>
<b>TOUCHDOWNS</b>	<b>29</b>	<b>37</b>
Rushing	7	12
Passing	16	20
Returns	6	5

## SCORE BY PERIODS

	1	2	3	4	OT	PTS
<b>RAVENS</b>	<b>79</b>	<b>63</b>	<b>41</b>	<b>86</b>	<b>0</b>	<b>269</b>
<b>Opponents</b>	<b>96</b>	<b>104</b>	<b>85</b>	<b>50</b>	<b>0</b>	<b>335</b>

## SCORING

	R	P	KR	DR	PAT	FG	2R	2P	S	TP
Stover	0	0	0	0	24/24	21/28	0	0	0	87
Lewis	0	6	2	0	0/0	0/0	0	0	0	48
Holmes	7	0	0	0	0/0	0/0	0	0	0	42
Turner	0	5	0	0	0/0	0/0	0	2	0	34
Johnson	0	1	1	0	0/0	0/0	0	0	0	12
Potts	0	2	0	0	0/0	0/0	0	0	0	12
Woodson	0	0	0	2	0/0	0/0	0	0	0	12
Green	0	1	0	0	0/0	0/0	0	0	0	6
Harris	0	0	1	0	0/0	0/0	0	0	0	6
Roe	0	1	0	0	0/0	0/0	0	0	0	6
Burnett	0	0	0	0	0/0	0/0	0	0	1	2
Stat	0	0	0	0	0/0	0/0	0	0	1	2
<b>RAVENS</b>	<b>7</b>	<b>16</b>	<b>4</b>	<b>2</b>	<b>24/24</b>	<b>21/28</b>	<b>0</b>	<b>2</b>	<b>2</b>	<b>269</b>
<b>Opponents</b>	<b>12</b>	<b>20</b>	<b>3</b>	<b>2</b>	<b>35/35</b>	<b>26/30</b>	<b>0</b>	<b>0</b>	<b>0</b>	<b>335</b>

## 2-PT. CONVERSIONS: RAVENS 2-5; OPPONENTS 0-2

**SACKS:** McCrary 14.5, Boulware 8.5, Jones 5.5, Lewis 3.0, Burnett 2.5, Brady 1.0, Harris 1.0, Sharper 1.0, Staten 1.0, Washington 1.0  
**RAVENS 39.0; Opponents: 41.0**

PASSING	ATT	COMP	YARDS	COMP%	YDS/ATT	TD	TD%	INT	INT%	LG	SACK/LOST	RATING
Harbaugh	293	164	1839	56.0	6.28	12	4.1	11	3.8	66t	23/145	72.9
Zeier	181	107	1312	59.1	7.25	4	2.2	3	1.7	73t	18/138	82.0
Richardson	2	1	1	50.0	0.50	0	0.0	0	0.0	1	0/0	56.3
Holmes	1	0	0	0.0	0.00	0	0.0	1	100.0	0	0/0	0.0
<b>RAVENS</b>	<b>477</b>	<b>272</b>	<b>3152</b>	<b>57.0</b>	<b>6.61</b>	<b>16</b>	<b>3.4</b>	<b>15</b>	<b>3.1</b>	<b>73t</b>	<b>41/283</b>	<b>75.2</b>
<b>Opponents</b>	<b>539</b>	<b>316</b>	<b>3878</b>	<b>58.6</b>	<b>7.19</b>	<b>20</b>	<b>3.7</b>	<b>17</b>	<b>3.2</b>	<b>78t</b>	<b>39/286</b>	<b>80.1</b>

## RUSHING

	NO	YDS	AVG	LG	TD
Holmes	233	1008	4.3	56	7
Rhett	44	180	4.1	46	0
Harbaugh	40	172	4.3	15	0
Potts	36	115	3.2	33	0
Graham	35	109	3.1	12	0
Lewis	5	20	4.0	9	0
Zeier	11	17	1.5	7	0
Cotton	2	8	4.0	7	0
Mitchell	1	0	0.0	0	0
Richardson, W.	1	0	0.0	0	0
Richardson, K.	1	0	0.0	0	0
<b>RAVENS</b>	<b>408</b>	<b>1629</b>	<b>4.0</b>	<b>56</b>	<b>7</b>
<b>Opponents</b>	<b>472</b>	<b>1705</b>	<b>3.6</b>	<b>68t</b>	<b>12</b>

## RECEIVING

	NO	YDS	AVG	LG	TD
Holmes	43	260	6.0	25	0
Lewis	41	784	19.1	73t	6
Jackson	38	477	12.6	53	0
Green	34	422	12.4	56	1
Turner	32	512	16.0	66t	5
Potts	30	168	5.6	18	2
Kinchen	13	110	8.5	24	0
Johnson	12	159	13.3	35	1
Rhett	11	65	5.9	16	0
Roe	8	115	14.4	27	1
Graham	5	41	8.2	14	0
Yarborough	4	39	9.8	18	0
Atkins	1	0	0.0	0	0
<b>RAVENS</b>	<b>272</b>	<b>3152</b>	<b>11.6</b>	<b>73t</b>	<b>16</b>
<b>Opponents</b>	<b>316</b>	<b>3878</b>	<b>12.3</b>	<b>78t</b>	<b>20</b>

## INTERCEPTIONS

	NO	YDS	AVG	LG	TD
Woodson	6	108	18.0	60t	2
Starks	5	3	0.6	2	0
Staten	3	25	8.3	14	0
Lewis	2	25	12.5	26	0
Jenkins	1	0	0.0	0	0
<b>RAVENS</b>	<b>17</b>	<b>161</b>	<b>9.5</b>	<b>60t</b>	<b>2</b>
<b>Opponents</b>	<b>15</b>	<b>148</b>	<b>9.9</b>	<b>43</b>	<b>0</b>

## PUNTING

	NO	YDS	AVG	TB	IN	LG	BLK
Montgomery	83	3540	42.7	2	24	60	0
<b>RAVENS</b>	<b>83</b>	<b>3540</b>	<b>42.7</b>	<b>2</b>	<b>24</b>	<b>60</b>	<b>0</b>
<b>Opponents</b>	<b>82</b>	<b>3611</b>	<b>44.0</b>	<b>7</b>	<b>24</b>	<b>63</b>	<b>0</b>

## PUNT RETURNS

	RET	FC	YDS	AVG	LG	TD
Lewis	32	10	405	12.7	87t	2
Roe	9	2	87	9.7	19	0
Thompson	1	0	43	43.0	43	0
Johnson	1	0	6	6.0	6	0
<b>RAVENS</b>	<b>43</b>	<b>12</b>	<b>541</b>	<b>12.6</b>	<b>87t</b>	<b>2</b>
<b>Opponents</b>	<b>40</b>	<b>24</b>	<b>284</b>	<b>7.1</b>	<b>71t</b>	<b>1</b>

## KICKOFF RETURNS

	NO	YDS	AVG	LG	TD
Harris	35	965	27.6	95t	1
Johnson	16	399	24.9	97t	1
Lewis	6	145	24.2	37	0
Graham	3	52	17.3	22	0
Roe	2	40	20.0	27	0
Cotton	2	33	16.5	18	0
Kinchen	2	33	16.5	21	0
Holmes	2	30	15.0	19	0
Potts	1	3	3.0	3	0
<b>RAVENS</b>	<b>69</b>	<b>1700</b>	<b>24.6</b>	<b>97t</b>	<b>2</b>
<b>Opponents</b>	<b>57</b>	<b>1168</b>	<b>20.5</b>	<b>97t</b>	<b>2</b>

## FIELD GOALS

	1-19	20-29	30-39	40-49	50+
Stover	0/0	6/6	5/5	10/17	0/0
<b>RAVENS</b>	<b>0/0</b>	<b>6/6</b>	<b>5/5</b>	<b>10/17</b>	<b>0/0</b>
<b>Opponents</b>	<b>0/0</b>	<b>8/9</b>	<b>6/6</b>	<b>11/12</b>	<b>1/3</b>

**Stover:** (41,42WR,42WL,45WL,25);(29,44WR);(25);(46); (21,45);(41,40); (38,45WL);(41WL,30,30);(42,42);(34,23); (43,48,47);(0);(45BL,27);(30)

**Opponents:** (27,49);(60SH,20);(34,25BL);(48);(26,42WL,29);(41,42,40); (0);(33);(23);(0);(40,34);(53,52BL);(48,48,34); (43,31,45,24,46,20);(20);(39)

# 1998 STATISTICS

## DEFENSIVE

PLAYER	FROM COACHES VIDEO									
	TT	SOLO	AS	SACKS	YDS	PD	FR	FF	INT	
Lewis, Ray	154	119	35	3.0	14.0	10	0	1	2	
McCrary, Michael	102	68	34	14.5	124.0	1	0	1	0	
Moore, Stevon	96	70	26	0.0	0.0	5	0	0	0	
Woodson, Rod	84	74	10	0.0	0.0	23	0	0	6	
Sharper, Jamie	84	49	35	1.0	14.0	3	0	0	0	
Boulware, Peter	83	41	42	8.5	49.5	6	1	0	0	
Jones, James	75	43	32	5.5	41.0	1	1	1	0	
Burnett, Rob	70	46	24	2.5	24.5	0	1	0	0	
Siragusa, Tony	68	40	28	0.0	0.0	2	1	1	0	
Harris, Corey	54	43	11	1.0	8.0	1	0	1	0	
Starks, Duane	50	43	7	0.0	0.0	19	0	2	5	
Jenkins, DeRon	42	38	4	0.0	0.0	17	0	0	1	
Staten, Ralph	35	27	8	1.0	3.0	8	0	0	3	
McCloud, Tyrus	26	20	6	0.0	0.0	1	0	0	0	
Herring, Kim	23	18	5	0.0	0.0	1	0	0	0	
Washington, Keith	15	12	3	1.0	7.0	1	0	0	0	
Webster, Larry	15	9	6	0.0	0.0	0	0	0	0	
Olsavsky, Jerry	13	9	4	0.0	0.0	0	0	1	0	
Brown, Cornell	10	6	4	0.0	0.0	0	0	0	0	
Brady, Donny	4	3	1	1.0	8.0	0	0	0	0	
Dalton, Lionel	4	2	2	0.0	0.0	0	0	1	0	
Frederick, Mike	2	2	0	0.0	0.0	0	0	0	0	
Peters, Tyrell	1	0	1	0.0	0.0	0	0	0	0	
Williams, John	0	0	0	0.0	0.0	1	0	0	0	

## SPECIAL TEAMS

PLAYER	FROM COACHES VIDEO					
	TT	SOLO	AS	FR	FF	BK
Thompson, Bennie	22	15	7	0	0	0
Williams, John	20	15	5	1	0	0
Brady, Donny	14	9	5	0	0	0
Brown, Cornell	11	9	2	0	1	0
Olsavsky, Jerry	8	4	4	0	0	0
Kopp, Jeff	7	5	2	0	0	0
Peters, Tyrell	7	4	3	0	0	0
Starks, Duane	6	6	0	0	0	0
Harris, Corey	6	5	1	0	1	0
Washington, Keith	6	5	1	0	0	0
Kinchen, Brian	6	3	3	0	0	0
Holmes, Priest	5	2	3	0	0	0
Herring, Kim	3	2	1	0	0	0
Staten, Ralph	3	2	1	0	0	0
Stover, Matt	2	2	0	0	0	0
Sharper, Jamie	1	1	0	0	0	0
McCloud, Tyrus	1	1	0	0	0	0
LeBel, Harper	1	1	0	0	0	0
Richardson, Kyle	1	1	0	0	0	0
Yarborough, Ryan	1	1	0	0	0	0
Rhett, Errict	1	1	0	0	0	0
Cotton, Kenyon	1	0	1	0	0	0
Woodson, Rod	0	0	0	0	0	2

## TOP THREE

SOLO	SACKS	FF	FR	PD
119 Ray Lewis	14.5 Michael McCrary	2 Duane Starks	1 4 players tied	23 Rod Woodson
74 Rod Woodson	8.5 Peter Boulware	1 7 players tied		19 Duane Starks
70 Stevon Moore	5.5 James Jones			17 DeRon Jenkins

## USUAL STARTERS

OFFENSE		DEFENSE	
WR1	81 Michael Jackson	LDE	90 Rob Burnett
WR2	84 Jermaine Lewis	LDT	97 James Jones
LT	75 Jonathan Ogden	RDT	98 Tony Siragusa
LG	63 Wally Williams	RDE	99 Michael McCrary
	65 Ben Cavil	LLB	58 Peter Boulware
C	60 Jeff Mitchell	MLB	52 Ray Lewis
	63 Wally Williams	RLB	55 Jamie Sharper
RG	69 Jeff Blackshear	LCB	26 Rod Woodson
RT	77 Orlando Brown	RCB	25 DeRon Jenkins
TE	86 Eric Green		22 Duane Starks
QB	4 Jim Harbaugh	SS	27 Stevon Moore
RB	33 Priest Holmes	FS	20 Kim Herring
FB	42 Roosevelt Potts		45 Corey Harris

## COACHES

**Ted Marchibroda**, Head Coach; **Kirk Ferentz**, Assistant Head Coach-Offense; **Marvin Lewis**, Defensive Coordinator; **Maxie Baughan**, Linebackers; **Jacob Burney**, Defensive Line; **Al Lavan**, Running Backs; **Scott O'Brien**, Special Teams; **Alvin Reynolds**, Secondary; **Richard Mann**, Wide Receivers; **Jerry Simmons**, Strength and Conditioning; **Don Stock**, Quarterbacks; **Ken Whisenhunt**, Tight Ends; **Lester Erb**, Quality Control/Offense; **Jim Schwartz**, Quality Control/Defense; **Darrin Simmons**, Quality Control/Special Teams

## RAVENS HONOR ROLL

**Pro Bowl:** OT Jonathan Ogden (starter); DE Michael McCrary (starter); LB Ray Lewis (2nd team); WR/PR Jermaine Lewis (selected as returner); S Bennie Thompson (selected as special teams performer), LB Peter Boulware (needs player)  
**All-Pro:** WR Jermaine Lewis (AP, TSN); LB Ray Lewis (SI, TSN, USA, AP-2nd team); DE Michael McCrary (SI, TSN); OT Jonathan Ogden (SI, CPFW, AP-2nd team), S Bennie Thompson (PFW special teams)  
**Quarterback Club MVP:** WR/RS Jermaine Lewis  
**Ravens Roost Unsung Hero:** OG Jeff Blackshear  
**Ravens Roost Extra Effort Award:** DE Michael McCrary  
**Ed Block Courage Award:** S Stevon Moore

## SEASON TRENDS

Record	6-10	Winning Coin Toss	3-6
vs. AFC Central	2-6	Losing Coin Toss	3-4
vs. AFC	5-7	Decided by 8 Points or less	3-4
vs. NFC	1-3	Decided by 3 Points or less	1-2
Home	4-4	When Scoring First	5-2
Away	2-6	When Not Scoring First	1-8
On Grass	4-8	Overtime	0-0
Artificial Turf	2-2	Preseason	4-0
Outdoors	6-10	With a 100-Yard Rusher	4-0
Indoors	0-0	With a 100-Yard Receiver	1-3
Leading at Halftime	5-1	Without a 100-yard Rusher	2-10
Tied at Halftime	0-2	Without a 100-yard Receiver	5-7
Trailing at Halftime	1-7	When Allowing a 100-Yard Rusher	2-3
Tied After 3 Quarters	0-0	When Allowing a 100-Yard Receiver	4-2
Leading After 3 Quarters	5-1	When Not Allowing a 100-Yard Rusher	4-7
Trailing After 3 Quarters	1-9	When Not Allowing a 100-Yard Receiver	2-8



# 1999 STATISTICS

## RESULTS AND ATTENDANCE

### WON 8, LOST 8

Date	Result	Score	Location	Attendance
09/12	L	10-27	at St. Louis	62,100
09/19	L	20-23	Pittsburgh	68,965
09/26	W	17-10	Cleveland	68,803
10/03	W	19-13 (OT)	at Atlanta	50,712
10/10	L	11-14	at Tennessee	65,486
10/17			Bye Week	
10/21	L	8-35	Kansas City	68,771
10/31	L	10-13	Buffalo	68,673
11/07	W	41-9	at Cleveland	72,898
11/14	L	3-6	at Jacksonville	67,391
11/21	W	34-31	at Cincinnati	43,279
11/28	L	23-30	Jacksonville	68,428
12/05	W	41-14	Tennessee	67,854
12/12	W	31-24	at Pittsburgh	46,715
12/19	W	31-8	New Orleans	67,597
12/26	W	22-0	Cincinnati	68,036
01/02	L	3-20	at New England	50,263

## TEAM STATISTICS

	RAVENS	OPPONENT
<b>TOTAL FIRST DOWNS</b>	<b>259</b>	<b>260</b>
Rushing	87	70
Passing	148	158
Penalty	24	32
3rd Down: Made/Att	65/229	86/252
3rd Down Pct.	28.4	34.1
4th Down: Made/Att	3/11	7/15
4th Down Pct.	27.3	46.7
<b>TOTAL NET YARDS</b>	<b>4778</b>	<b>4222</b>
Avg. Per Game	298.6	263.9
Total Plays	1033	1040
Avg. Per Play	4.6	4.1
<b>NET YARDS RUSHING</b>	<b>1754</b>	<b>1231</b>
Avg. Per Game	109.6	76.9
Total Rushes	431	392
<b>NET YARDS PASSING</b>	<b>3024</b>	<b>2991</b>
Avg. Per Game	189.0	186.9
Sacked/Yards Lost	56/336	49/291
Gross Yards	3360	3282
Att./Completions	546/270	599/328
Completion Pct.	49.5	54.8
Had Intercepted	20	21
<b>PUNTS/AVERAGE</b>	<b>104/41.9</b>	<b>115/42.2</b>
<b>NET PUNTING AVG.</b>	<b>104/35.5</b>	<b>115/36.9</b>
<b>PENALTIES/YARDS</b>	<b>125/1010</b>	<b>122/1118</b>
<b>FUMBLES/BALL LOST</b>	<b>24/11</b>	<b>25/10</b>
<b>TOUCHDOWNS</b>	<b>34</b>	<b>31</b>
Rushing	9	6
Passing	21	20
Returns	4	5

SCORE BY PERIODS	1	2	3	4	OT	PTS
<b>RAVENS</b>	<b>64</b>	<b>84</b>	<b>85</b>	<b>85</b>	<b>6</b>	<b>324</b>
<b>Opponents</b>	<b>47</b>	<b>71</b>	<b>51</b>	<b>108</b>	<b>0</b>	<b>277</b>

SCORING	TD	RU	PA	RT	K/PAT	FG	S	PTS
Stover	0	0	0	0	32/32	28/33	0	116
Rhett	7	5	2	0	0	0	0	42
Ismail	6	0	6	0	0	0	0	36
Armour	4	0	4	0	0	0	0	24
Case	3	3	0	0	0	0	0	18
Johnson	3	0	3	0	0	0	0	18
Holmes	2	1	1	0	0	0	0	12
J. Lewis	2	0	2	0	0	0	0	12
Woodson	2	0	0	2	0	0	0	12
Evans	1	0	1	0	0	0	0	8
DeLong	1	0	1	0	0	0	0	6
Harris	1	0	0	1	0	0	0	6
Starks	1	0	0	1	0	0	0	6
Stokley	1	0	1	0	0	0	0	6
R. Lewis	0	0	0	0	0	1	2	2
<b>RAVENS</b>	<b>34</b>	<b>9</b>	<b>21</b>	<b>4</b>	<b>32/32</b>	<b>28/33</b>	<b>1</b>	<b>324</b>
<b>Opponents</b>	<b>31</b>	<b>6</b>	<b>20</b>	<b>5</b>	<b>26/27</b>	<b>19/25</b>	<b>0</b>	<b>277</b>

### 2-PT. CONVERSIONS: RAVENS 1-1; Opponents 4-4

**SACKS:** McCrary 11.5, Boulware 10.0, Burnett 6.5, Sharper 4.0, R. Lewis 3.5, Siragusa 3.5, Smith 2.0, Webster 2.0, Brown 1.0, Dalton 1.0, Harris 1.0, Jenkins 1.0, Trapp 1.0, Washington 1.0 **RAVENS 49.0; Opponents 56.0**

## RUSHING

	NO	YDS	AVG	LG	TD
Rhett	236	852	3.6	52t	5
Holmes	89	506	5.7	72	1
Case	36	141	3.9	28	3
Evans	38	134	3.5	12	0
Banks	24	93	3.9	12	0
Johnson	1	12	12.0	12	0
J. Lewis	5	11	2.2	4	0
Ismail	1	4	4.0	4	0
S. Mitchell	1	1	1.0	1	0
<b>RAVENS</b>	<b>431</b>	<b>1754</b>	<b>4.1</b>	<b>72</b>	<b>9</b>
<b>Opponents</b>	<b>392</b>	<b>1231</b>	<b>3.1</b>	<b>31</b>	<b>6</b>

## RECEIVING

	NO	YDS	AVG	LG	TD
Ismail	68	1105	16.3	76t	6
Armour	37	538	14.5	54t	4
Evans	32	235	7.3	27	1
Johnson	29	526	18.1	76t	3
J. Lewis	25	281	11.2	46	2
Rhett	24	169	7.0	20t	2
Holmes	13	104	8.0	34t	1
DeLong	13	52	4.0	9	1
Pierce	11	102	9.3	26	0
Davis	6	121	20.2	73	0
Collins	4	62	15.5	28	0
Ofodile	4	25	6.3	9	0
Purnell	2	10	5.0	5	0
Stokley	1	28	28.0	28t	1
Ayanbadejo	1	2	2.0	2	0
<b>RAVENS</b>	<b>270</b>	<b>3360</b>	<b>12.4</b>	<b>76t</b>	<b>21</b>
<b>Opponents</b>	<b>328</b>	<b>3282</b>	<b>10.0</b>	<b>61</b>	<b>20</b>

## INTERCEPTIONS

	NO	YDS	AVG	LG	TD
Woodson	7	195	27.9	66t	2
Starks	5	59	11.8	43t	1
McAlister	5	28	5.6	21	0
R. Lewis	3	97	32.3	60	0
Harris	1	24	24.0	24t	1
<b>RAVENS</b>	<b>21</b>	<b>403</b>	<b>19.2</b>	<b>66t</b>	<b>4</b>
<b>Opponents</b>	<b>20</b>	<b>220</b>	<b>11.0</b>	<b>56t</b>	<b>3</b>

## PUNTING

	NO	YDS	AVG	TB	IN	LG	BLK
Richardson	103	4355	42.3	10	39	63	1
Team	1	0	0	0	0	0	0
<b>RAVENS</b>	<b>104</b>	<b>4355</b>	<b>41.9</b>	<b>10</b>	<b>39</b>	<b>63</b>	<b>1</b>
<b>Opponents</b>	<b>115</b>	<b>4854</b>	<b>42.2</b>	<b>8</b>	<b>24</b>	<b>59</b>	<b>0</b>

## PUNT RETURNS

	RET	FC	YDS	AVG	LG	TD
J. Lewis	57	18	452	7.9	33	0
Woodson	2	2	0	0.0	7	0
<b>RAVENS</b>	<b>59</b>	<b>20</b>	<b>452</b>	<b>7.7</b>	<b>33</b>	<b>0</b>
<b>Opponents</b>	<b>43</b>	<b>28</b>	<b>468</b>	<b>10.9</b>	<b>86t</b>	<b>1</b>

## KICKOFF RETURNS

	NO	YDS	AVG	LG	TD
Harris	38	843	22.2	66	0
J. Lewis	8	158	19.8	25	0
Ismail	4	55	13.8	19	0
DeLong	1	11	11.0	11	0
McAlister	1	12	12.0	12	0
Pierce	1	7	7.0	7	0
Washington	1	12	12.0	12	0
<b>RAVENS</b>	<b>54</b>	<b>1098</b>	<b>20.3</b>	<b>66</b>	<b>0</b>
<b>Opponents</b>	<b>70</b>	<b>1479</b>	<b>21.1</b>	<b>54</b>	<b>0</b>

## FIELD GOALS

	1-19	20-29	30-39	40-49	50+
Stover	4/4	9/9	6/8	7/7	2/5
<b>RAVENS</b>	<b>4/4</b>	<b>9/9</b>	<b>6/8</b>	<b>7/7</b>	<b>2/5</b>
<b>Opponents</b>	<b>1/1</b>	<b>6/7</b>	<b>7/9</b>	<b>3/6</b>	<b>2/2</b>

**Stover:** (54N,25G,54N)(45G,28G)(44G)(38N,38G,26G)(44G,46G,50G)(37N)(37G,51B)(28G,44G)(23G)(25G,50G)(46G,31G,33G)(21G,27G)(19G)(36G)(24G,48G,19G,30G,19)(19G)

**Opponents:** (36G,51G)(32G,28G,36G)(49G)(33N,41G,35G)(42N)(25G,40G)(25G)(28G,28G,41N)(39B,19G)(39G,33G)(31G,46N)(20B)(25G,51G)

PASSING	ATT	COMP	YARDS	COMP%	YDS/ATT	TD	TD%	INT	INT%	LG	SACK/LOST	RATING
Banks	320	169	2136	52.8	6.68	17	5.3	8	2.5	76t	33/190	81.2
Case	170	77	988	45.3	5.81	3	1.8	8	4.7	54t	17/116	50.3
S. Mitchell	56	24	236	42.9	4.21	1	1.8	4	7.1	28t	6/30	31.5
<b>RAVENS</b>	<b>546</b>	<b>270</b>	<b>3360</b>	<b>49.5</b>	<b>6.15</b>	<b>21</b>	<b>3.8</b>	<b>20</b>	<b>3.7</b>	<b>76t</b>	<b>56/336</b>	<b>66.5</b>
<b>Opponents</b>	<b>599</b>	<b>328</b>	<b>3282</b>	<b>54.8</b>	<b>5.48</b>	<b>20</b>	<b>3.3</b>	<b>21</b>	<b>3.5</b>	<b>61</b>	<b>49/291</b>	<b>67.1</b>



# 1999 STATISTICS

## DEFENSIVE

FROM COACHES VIDEO

PLAYER	TT	SOLO	AS	SACKS	YDS	PD	FR	FF	INT
Lewis, Ray	198	131	67	3.5	20.5	8	0	1	3
Sharper, Jamie	122	85	37	4.0	19.0	4	0	0	0
McCrary, Michael	92	49	43	11.5	75.5	3	1	1	0
Woodson, Rod	81	64	17	0.0	0.0	18	1	0	7
Burnett, Rob	81	49	32	6.5	33.5	7	0	2	0
Siragusa, Tony	68	44	24	3.5	19.5	2	1	0	0
Jenkins, DeRon	66	54	12	1.0	9.0	13	0	2	0
Herring, Kim	65	51	14	0.0	0.0	8	1	0	0
McAlister, Chris	58	50	8	0.0	0.0	27	0	0	5
Webster, Larry	44	32	12	2.0	6.0	0	0	0	0
Boulware, Peter	42	29	13	10.0	64.0	2	0	3	0
Starks, Duane	41	34	7	0.0	0.0	23	0	0	5
Harris, Corey	38	33	5	1.0	8.0	4	0	1	1
Smith, Fernando	37	16	21	2.0	15.0	2	3	0	0
Brown, Cornell	32	20	12	1.0	0.0	1	0	0	0
Dalton, Lionel	32	16	16	1.0	2.0	0	0	1	0
Washington, Keith	26	11	15	1.0	12.0	0	0	1	0
Jackson, Brad	2	2	0	0.0	0.0	2	0	0	0
Trapp, James	2	1	1	1.0	7.0	1	0	0	0
Moore, Stevon	2	1	1	0.0	0.0	0	0	0	0
Chase, Martin	2	0	2	0.0	0.0	0	0	0	0
Peters, Tyrell	1	1	0	0.0	0.0	0	0	0	0

## SPECIAL TEAMS

FROM COACHES VIDEO

PLAYER	TT	SOLO	AS	FR	FF	BK
Thompson, Bennie	24	11	13	0	1	0
Davis, Billy	21	14	7	1	0	0
Ayanbadejo, Obafemi	19	12	7	0	0	0
Brown, Cornell	15	13	2	0	0	0
Trapp, James	14	13	1	0	0	0
Jackson, Brad	13	7	6	1	0	0
Harris, Corey	12	9	3	0	1	0
Sharper, Jamie	10	8	2	0	1	0
Peters, Tyrell	10	7	3	0	0	0
Herring, Kim	8	7	1	1	0	0
Armour, Justin	8	5	3	0	0	0
Jenkins, DeRon	6	5	1	0	0	0
Moore, Stevon	3	3	0	0	0	0
Stover, Matt	3	3	0	0	0	0
Wainright, Frank	3	3	0	0	0	0
Richardson, Kyle	1	1	0	0	0	0
Woodson, Rod	1	1	0	0	0	0
Burnett, Rob	0	0	0	0	0	0
Washington, Keith	0	0	0	0	0	2

## TOP THREE

SOLO	SACKS	FF	FR	PD
131 Ray Lewis	11.5 Michael McCrary	3 Peter Boulware	3 Fernando Smith	27 Chris McAlister
85 Jamie Sharper	10.0 Peter Boulware	2 Rob Burnett	1 4 players tied	23 Duane Starks
64 Rod Woodson	6.5 Rob Burnett	2 DeRon Jenkins		18 Rod Woodson

## USUAL STARTERS

OFFENSE		DEFENSE	
WR1 87 Qadry Ismail	LDE 90 Rob Burnett		
WR2 88 Justin Armour	LDT 79 Larry Webster		
84 Jermaine Lewis	RDT 98 Tony Siragusa		
LT 75 Jonathan Ogden	RDE 99 Michael McCrary		
LG 61 Everett Lindsay	LLB 58 Peter Boulware		
64 Edwin Multitalo	MLB 52 Ray Lewis		
C 60 Jeff Mitchell	RLB 55 Jamie Sharper		
RG 69 Jeff Blackshear	LCB 21 Chris McAlister		
RT 70 Harry Swayne	RCB 25 DeRon Jenkins		
61 Everett Lindsay	22 Duane Starks		
TE 81 Aaron Pierce	SS 20 Kim Herring		
85 Greg DeLong	FS 26 Rod Woodson		
QB 12 Tony Banks			
10 Stoney Case			
RB 32 Errict Rhett			
FB 29 Charles Evans			

## COACHES

**Brian Billick**, Head Coach; **Matt Cavanaugh**, Offensive Coordinator/  
 Quarterbacks; **Marvin Lewis**, Defensive Coordinator; **Jim Colletto**,  
 Offensive Line; **Jack Del Rio**, Linebackers; **Jeff Friday**, Strength and  
 Conditioning; **Wade Harman**, Tight Ends/Assistant Offensive Line;  
**Donnie Henderson**, Assistant Defensive Backs; **Milt Jackson**, Wide  
 Receivers; **Chip Morton**, Assistant Strength and Conditioning; **Russ**  
**Purnell**, Special Teams; **Rex Ryan**, Defensive Line; **Steve Shafer**,  
 Defensive Backs/Assistant Head Coach; **Matt Simon**, Running Backs;  
**Mike Smith**, Defensive Assistant

## RAVENS HONOR ROLL

**Pro Bowl:** LB Peter Boulware (starter); LB Ray Lewis (starter); OT Jonathan Ogden (starter); DE Michael McCrary (2nd team); S Rod Woodson (2nd team)  
**All Pro:** LB Ray Lewis (SI, PFW, TSN, FN, FD, USA, AP-1st team); LB Peter Boulware (AP-2nd team, PFW-AFC, FN-AFC);  
 OT Jonathan Ogden (FD, PFW-AFC, AP-2nd team), S Rod Woodson (CPFW, FD-2nd team)  
**NFL Alumni Linebacker of the Year:** LB Ray Lewis  
**Quarterback Club MVP:** LB Ray Lewis  
**Ravens Roost Unsung Hero:** DL Larry Webster  
**Ravens Nest Lineman of the Year:** DE Rob Burnett  
**Ravens Roost Extra Effort Award:** FB Charles Evans  
**Ed Block Courage Award:** LB Peter Boulware

## SEASON TRENDS

Record	8-8	Decided by 8 Points or less	4-5
vs. AFC Central	6-4	Decided by 3 Points or less	1-4
vs. AFC	6-7	When Scoring First	5-4
vs. NFC	2-1	When Not Scoring First	3-4
Home	4-4	Positive Turnover Ratio	6-2
Away	4-4	Negative Turnover Ratio	0-5
On Grass	5-7	Winning Penalty Ratio	5-2
Artificial Turf	3-1	Negative Penalty Ratio	0-5
Outdoors	7-7	Overtime	1-0
Indoors	1-1	Preseason	4-0
Leading at Halftime	5-2	With a 100-Yard Rusher	5-1
Trailing at Halftime	2-5	With a 100-Yard Receiver	3-1
Tied at Halftime	1-1	Without a 100-yard Rusher	3-7
Tied After 3 Quarters	0-0	Without a 100-yard Receiver	5-7
Leading After 3 Quarters	7-2	When Allowing a 100-Yard Rusher	0-0
Trailing After 3 Quarters	1-6	When Not Allowing a 100-Yard Rusher	8-8
Winning Coin Toss	2-4	When Allowing a 100-Yard Receiver	0-1
Losing Coin Toss	6-4	When Not Allowing a 100-Yard Receiver	8-7



# 2000 STATISTICS

## RESULTS AND ATTENDANCE

**WON 12, LOST 4 (WILD CARD/SUPER BOWL XXXV CHAMPIONS)**

Date	Result	Score	Location	Attendance
09/03	W	16-0	at Pittsburgh	55,049
09/10	W	39-36	Jacksonville	68,843
09/17	L	6-19	at Miami	73,464
09/24	W	37-0	Cincinnati	68,481
10/01	W	12-0	at Cleveland	73,018
10/08	W	15-10	at Jacksonville	65,194
10/15	L	3-10	at Washington	83,252
10/22	L	6-14	Tennessee	69,200
10/29	L	6-9	Pittsburgh	69,405
11/05	W	27-7	at Cincinnati	54,759
11/12	W	24-23	at Tennessee	68,490
11/19	W	27-0	Dallas	69,416
11/26	W	44-7	Cleveland	68,361
12/02			Bye Week	
12/10	W	24-3	San Diego	68,805
12/17	W	13-7	at Arizona	37,452
12/24	W	34-20	New York Jets	69,184

## TEAM STATISTICS

	RAVENS	OPPONENT
<b>TOTAL FIRST DOWNS</b>	<b>288</b>	<b>216</b>
Rushing	116	59
Passing	156	135
Penalty	16	22
3rd Down: Made/Att	95/236	72/211
3rd Down Pct.	40.3	34.1
4th Down: Made/Att	1/6	4/19
4th Down Pct.	16.7	21.1
<b>POSSESSION AVG.</b>	<b>33:19</b>	<b>26:41</b>
<b>TOTAL NET YARDS</b>	<b>5014</b>	<b>3967</b>
Avg. Per Game	313.4	247.9
Total Plays	1058	924
Avg. Per Play	4.7	4.3
<b>NET YARDS RUSHING</b>	<b>2199</b>	<b>970</b>
Avg. Per Game	137.4	60.6
Total Rushes	511	361
<b>NET YARDS PASSING</b>	<b>2815</b>	<b>2997</b>
Avg. Per Game	175.9	187.3
Sacked/Yards Lost	43/287	35/178
Gross Yards	3102	3175
Att./Completions	504/287	528/295
Completion Pct.	56.9	55.9
Had Intercepted	19	23
<b>PUNTS/AVERAGE</b>	<b>86/40.2</b>	<b>87/44.5</b>
<b>NET PUNTING AVG.</b>	<b>86/33.9</b>	<b>87/33.1</b>
<b>PENALTIES/YARDS</b>	<b>95/730</b>	<b>84/535</b>
<b>FUMBLES/BALL LOST</b>	<b>26/7</b>	<b>45/26</b>
<b>TOUCHDOWNS</b>	<b>32</b>	<b>18</b>
Rushing	9	5
Passing	20	11
Returns	3	2

SCORE BY PERIODS	1	2	3	4	OT	PTS
<b>RAVENS</b>	<b>62</b>	<b>134</b>	<b>67</b>	<b>70</b>	<b>0</b>	<b>333</b>
<b>Opponents</b>	<b>44</b>	<b>36</b>	<b>43</b>	<b>42</b>	<b>0</b>	<b>165</b>

SCORING	TD	RU	PA	RT	K/PAT	FG	S	PTS
Stover	0	0	0	0	30/30	35/39	0	135
Ja. Lewis	6	6	0	0			0	38
Ismail	5	0	5	0			0	30
Sharpe	5	0	5	0			0	30
Je. Lewis	3	0	1	2			0	18
Taylor	3	0	3	0			0	18
Ayanbadejo	2	1	1	0			0	12
Holmes	2	2	0	0			0	12
Johnson	2	0	2	0			0	12
Stokley	2	0	2	0			0	12
Gash	1	0	1	0			0	6
McAlister	1	0	0	1			0	6
Coates	0	0	0	0			0	2
McCrary	0	0	0	0			1	2
<b>RAVENS</b>	<b>32</b>	<b>9</b>	<b>20</b>	<b>3</b>	<b>30/30</b>	<b>35/39</b>	<b>1</b>	<b>333</b>
<b>Opponents</b>	<b>18</b>	<b>5</b>	<b>11</b>	<b>2</b>	<b>15/18</b>	<b>14/19</b>	<b>0</b>	<b>165</b>

**2-PT. CONVERSIONS:** Coates, Ja. Lewis **RAVENS 1-1; Opponents 4-4**

**SACKS:** Burnett 10.5, Boulware 7.0, McCrary 6.5, Brown 3.0, R. Lewis 3.0, Adams 2.0, Trapp 2.0, Herring 1.0, **RAVENS 35.0; Opponents 43.0**

PASSING	ATT	COMP	YARDS	COMP%	YDS/ATT	TD	TD%	INT	INT%	LG	SACK/LOST	RATING
Banks	274	150	1578	54.7	5.76	8	2.9	8	2.9	53t	20/152	69.3
Dilfer	226	134	1502	59.3	6.65	12	5.3	11	4.9	59t	23/135	76.6
Redman	3	2	19	66.7	6.33	0	0.0	0	0.0	12	0/0	84.0
Je. Lewis	1	1	3	100.0	3.00	0	0.0	0	0.0	3	0/0	79.2
<b>RAVENS</b>	<b>504</b>	<b>287</b>	<b>3102</b>	<b>56.9</b>	<b>6.15</b>	<b>20</b>	<b>4.0</b>	<b>19</b>	<b>3.8</b>	<b>59t</b>	<b>43/287</b>	<b>72.7</b>
<b>Opponents</b>	<b>528</b>	<b>295</b>	<b>3175</b>	<b>55.9</b>	<b>6.01</b>	<b>11</b>	<b>2.1</b>	<b>23</b>	<b>4.4</b>	<b>67</b>	<b>35/178</b>	<b>62.5</b>

## RUSHING

	NO	YDS	AVG	LG	TD
Ja. Lewis	309	1364	4.4	45	6
Holmes	137	588	4.3	21	2
Dilfer	20	75	3.8	19	0
Banks	19	57	3.0	10	0
Je. Lewis	3	38	12.7	23	0
Ayanbadejo	15	37	2.5	8	1
Johnson	2	21	10.5	19	0
Taylor	2	11	5.5	12	0
Stokley	1	6	6.0	6	0
Gash	2	2	1.0	1	0
Redman	1	0	0.0	0	0
<b>RAVENS</b>	<b>511</b>	<b>2199</b>	<b>4.3</b>	<b>45</b>	<b>9</b>
<b>Opponents</b>	<b>361</b>	<b>970</b>	<b>2.7</b>	<b>33t</b>	<b>56</b>

## RECEIVING

	NO	YDS	AVG	LG	TD
Sharpe	67	810	12.1	59t	5
Ismail	49	655	13.4	53t	5
Holmes	32	221	6.9	27	0
Taylor	28	276	9.9	40	3
Ja. Lewis	27	296	11.0	45	0
Ayanbadejo	23	168	7.3	26	1
Je. Lewis	19	161	8.5	26	1
Johnson	12	156	13.0	46t	2
Stokley	11	184	16.7	32	2
Coates	9	84	9.3	28	0
Gash	6	30	5.0	9	1
B. Davis	3	62	20.7	28	0
Dilfer	1	-1	-1.0	-1	0
<b>RAVENS</b>	<b>287</b>	<b>3102</b>	<b>10.8</b>	<b>59t</b>	<b>20</b>
<b>Opponents</b>	<b>295</b>	<b>3175</b>	<b>10.8</b>	<b>67</b>	<b>11</b>

## INTERCEPTIONS

	NO	YDS	AVG	LG	TD
Starks	6	125	20.8	64	0
McAlister	4	165	41.3	98t	1
Woodson	4	20	5.0	18	0
Herring	3	74	24.7	30	0
Harris	2	44	22.0	42	0
R. Lewis	2	1	0.5	1	0
Sharper	1	45	45.0	45	0
Burnett	1	3	3.0	3	0
<b>RAVENS</b>	<b>23</b>	<b>477</b>	<b>20.7</b>	<b>98t</b>	<b>1</b>
<b>Opponents</b>	<b>19</b>	<b>234</b>	<b>12.3</b>	<b>87t</b>	<b>2</b>

## PUNTING

	NO	YDS	AVG	TB	IN	LG	BLK
Richardson	86	3457	40.2	8	35	55	0
<b>RAVENS</b>	<b>86</b>	<b>3457</b>	<b>40.2</b>	<b>8</b>	<b>35</b>	<b>55</b>	<b>0</b>
<b>Opponents</b>	<b>87</b>	<b>3872</b>	<b>44.5</b>	<b>14</b>	<b>17</b>	<b>67</b>	<b>0</b>

## PUNT RETURNS

	RET	FC	YDS	AVG	LG	TD
Je. Lewis	36	9	578	16.1	89t	2
Starks	9	1	135	15.0	47	0
<b>RAVENS</b>	<b>45</b>	<b>10</b>	<b>713</b>	<b>15.8</b>	<b>89t</b>	<b>2</b>
<b>Opponents</b>	<b>41</b>	<b>23</b>	<b>382</b>	<b>9.3</b>	<b>31</b>	<b>0</b>

## KICKOFF RETURNS

	NO	YDS	AVG	LG	TD
Harris	39	907	23.3	41	0
Ismail	2	51	25.5	38	0
Brown	1	0	0.0	0	0
Holmes	1	7	7.0	7	0
Je. Lewis	1	23	23.0	23	0
Washington	1	17	17.0	17	0
<b>RAVENS</b>	<b>45</b>	<b>1005</b>	<b>22.3</b>	<b>41</b>	<b>0</b>
<b>Opponents</b>	<b>73</b>	<b>1558</b>	<b>21.3</b>	<b>52</b>	<b>0</b>

## FIELD GOALS

	1-19	20-29	30-39	40-49	50+
Stover	2/2	9/9	12/13	10/12	2/3
<b>RAVENS</b>	<b>2/2</b>	<b>9/9</b>	<b>12/13</b>	<b>10/12</b>	<b>2/3</b>
<b>Opponents</b>	<b>1/1</b>	<b>2/2</b>	<b>3/4</b>	<b>8/12</b>	<b>0/0</b>

**Stover:** (23G,26G,33G)(44G)(30B,27G,33G)(30G,37G,19G)(45G,30G,44G,51N,22G)(47G,32G,43G,21G,24G)(51G)(21G,38G)(51G,49G)(38G,32G)(45G)(25G,47N,19G)(39G,26G,38G)(32G)(42G,42G)(42G,45N)

**Opponents:** (45N)(36G,45G,48G,34G,48G)(42G,41G)(0)(49G,31N)(37G)(0)(24G)(0)(23G,43N)(46N)(0)(47G)(46N)(40G,19G)

# 2000 STATISTICS

## DEFENSIVE

PLAYER	FROM COACHES VIDEO									
	TT	SOLO	AS	SACKS	YDS	INT	PD	FF	FR	
Lewis, Ray	187	120	67	3	33	2	10	0	3	
McCrary, Michael	103	60	43	6.5	35	0	2	2	3	
Sharper, Jamie	102	68	34	0	0	1	4	5	2	
Burnett, Rob	97	53	44	10.5	57	1	3	3	5	
Woodson, Rod	82	65	17	0	0	4	10	1	4	
Siragusa, Tony	75	40	35	0	0	0	2	0	1	
Adams, Sam	69	36	33	2	5	0	7	5	1	
Herring, Kim	66	54	12	1	5	3	12	2	0	
Starks, Duane	59	46	13	0	0	6	28	0	1	
McAlister, Chris	50	39	11	0	0	4	23	0	1	
Boulware, Peter	45	26	19	7	24	0	1	2	0	
Harris, Corey	37	31	6	0	0	2	8	1	0	
Dalton, Lionel	33	21	12	0	0	0	2	0	0	
Washington, Keith	29	14	15	0	0	0	0	0	1	
Bailey, Robert	27	20	7	0	0	0	4	3	1	
Trapp, James	25	23	2	2	5	0	4	1	0	
Brown, Cornell	25	17	8	3	17	0	0	2	0	
Webster, Larry	10	8	2	0	0	0	0	0	1	
Davis, Anthony	5	2	3	0	0	0	0	0	0	
Jackson, Brad	4	2	2	0	0	0	0	0	0	
Powell, Carl	1	0	1	0	0	0	0	0	0	
Thomas, Adalius	1	0	1	0	0	0	0	0	0	

## SPECIAL TEAMS

PLAYER	FROM COACHES VIDEO					
	TT	SOLO	AS	FF	FR	BK
Harris, Corey	26	20	6	1	0	0
Brigance, O.J.	25	16	9	2	1	0
Mitchell, Anthony	18	14	4	0	0	0
Davis, Billy	15	12	3	0	0	0
Trapp, James	15	10	5	1	0	0
Davis, Anthony	14	12	2	0	1	0
Jackson, Brad	13	9	4	0	2	0
Herring, Kim	11	10	1	0	0	0
Poindexter, Anthony	11	8	3	1	0	0
Brown, Cornell	9	6	3	0	0	0
Bailey, Robert	7	4	3	0	0	0
Sharper, Jamie	5	5	0	0	0	0
Ayanbadejo, Obafemi	3	3	0	0	0	0
Jones, John	3	2	1	0	0	0
Johnson, Patrick	3	1	2	0	0	0
Love, Clarence	2	2	0	1	0	0
Richardson, Kyle	2	2	0	0	0	0
Stover, Matt	2	2	0	0	0	0
Powell, Carl	1	1	0	0	0	0
Wainright, Frank	1	0	1	0	0	0

## TOP THREE

SOLO	SACKS	FF	FR	PD
120 Ray Lewis	10.5 Rob Burnett	5 Sam Adams	5 Rob Burnett	28 Duane Starks
68 Jamie Sharper	7.0 Peter Boulware	5 Jamie Sharper	4 Rod Woodson	23 Chris McAlister
65 Rod Woodson	6.5 Michael McCrary	3 2 players tied	3 2 players tied	12 Kim Herring

## USUAL STARTERS

OFFENSE		DEFENSE	
WR 87	Qadry Ismail	LDE 90	Rob Burnett
WR 83	Patrick Johnson	LDT 95	Sam Adams
LT 75	Jonathan Ogden	RDT 98	Tony Siragusa
LG 64	Edwin Mulitalo	RDE 99	Michael McCrary
C 60	Jeff Mitchell	LLB 58	Peter Boulware
RG 62	Mike Flynn	MLB 52	Ray Lewis
RT 70	Harry Swayne	RLB 55	Jamie Sharper
TE 82	Shannon Sharpe	LCB 22	Duane Starks
QB 8	Trent Diller	RCB 21	Chris McAlister
	12 Tony Banks	SS 20	Kim Herring
RB 31	Jamal Lewis	FS 26	Rod Woodson
FB 32	Sam Gash		

## COACHES

**Brian Billick**, Head Coach; **Matt Cavanaugh**, Offensive Coordinator/  
Quarterbacks; **Marvin Lewis**, Defensive Coordinator; **Jim Colletto**,  
Offensive Line; **Jack Del Rio**, Linebackers; **Jeff Friday**, Strength and  
Conditioning; **Wade Harman**, Tight Ends/Assistant Offensive Line;  
**Donnie Henderson**, Secondary; **Milt Jackson**, Wide Receivers; **Chip  
Morton**, Assistant Strength and Conditioning; **Russ Purnell**, Special  
Teams; **Rex Ryan**, Defensive Line; **Steve Shafer**, Assistant Head  
Coach/Secondary; **Matt Simon**, Running Backs; **Mike Smith**, Defensive  
Assistant

## RAVENS HONOR ROLL

NFL Defensive Player of the Year: LB Ray Lewis

Super Bowl XXXV MVP: LB Ray Lewis

Pro Bowl: DT Sam Adams (starter); LB Ray Lewis (starter); OT Jonathan Ogden (starter); K Matt Stover (starter); S Rod Woodson (starter)

All Pro: DT Sam Adams (AP-2nd Team, PFW-AFC, FN); DE Rob Burnett (AP-2nd Team, SI, FN, FD); RB Jamal Lewis (PFW-Rookie Team, FN-Rookie Team, FD); PR Jermaine Lewis (FN, FD); LB Ray Lewis (AP-1st Team, SI, PFW, CPFW, TSN, FN, FD, USA); CB Chris McAlister (FD-2nd Team); OT Jonathan Ogden (AP-1st Team, SI, PFW, CPFW, TSN, FN, FD, USA); CB Duane Starks (USA); K Matt Stover (AP-1st Team, PFW, CPFW, TSN, FN, FD); FS Rod Woodson (AP-2nd Team, PFW-AFC, CPFW-2nd Team, FN)

Quarterback Club MVP: LB Ray Lewis

Ravens Roost Unsung Hero: S Kim Herring

Ravens Nest Lineman of the Year: DE Rob Burnett

Ravens Roost Extra Effort Award: S Corey Harris

Ed Block Courage Award: S Anthony Poindexter

## SEASON TRENDS

	Reg.	Post.		Reg.	Post.
Record	12-4	4-0	When Scoring First	9-2	3-0
vs. AFC Central	8-2	1-0	When Not Scoring First	3-2	1-0
vs. AFC	10-3	3-0	Positive Turnover Ratio	12-3	4-0
vs. NFC	2-1	1-0	Negative Turnover Ratio	0-1	0-0
Home	6-2	1-0	Winning Penalty Ratio	3-1	1-0
Away	6-2	3-0	Losing Penalty Ratio	5-3	3-0
On Grass	11-4	4-0	Overtime	0-0	0-0
Artificial Turf	1-0	0-0	Preseason	4-0	0-0
Outdoors	12-4	4-0	With a 100-Yard Rusher	6-0	2-0
Indoors	0-0	0-0	With a 100-Yard Receiver	2-1	0-0
Leading at Halftime	11-1	3-0	Without a 100-yard Rusher	6-4	2-0
Trailing at Halftime	1-2	0-0	Without a 100-yard Receiver	10-3	4-0
Tied at Halftime	0-1	1-0	When Allowing a 100-Yard Rusher	0-0	0-0
Tied After 3 Quarters	0-1	1-0	When Not Allowing a 100-Yard Rusher	12-4	4-0
Leading After 3 Quarters	11-0	3-0	When Allowing a 100-Yard Receiver	3-0	3-0
Trailing After 3 Quarters	1-3	0-0	When Not Allowing a 100-Yard Receiver	9-4	4-0
Winning Coin Toss	5-4	1-0	With a 300-Yard Passer	0-0	0-0
Losing Coin Toss	7-0	3-0	Without a 300-Yard Passer	12-4	4-0
Decided by 8 Points or less	4-3	0-0	When Allowing a 300-Yard Passer	2-0	0-0
Decided by 3 Points or less	2-1	0-0	When Not Allowing a 300-Yard Passer	10-4	4-0





# 2000 POSTSEASON STATISTICS

## RESULTS AND ATTENDANCE

DATE	RESULT	SCORE	OPPONENT	ATTENDANCE
12/31	W	21-3	Denver	69,638
01/07	W	24-10	at Tennessee	68,527
01/14	W	16-3	at Oakland	62,784
01/28	W	34-7	at New York Giants	71,921

## TEAM STATISTICS

	RAVENS	OPPONENT
<b>TOTAL FIRST DOWNS</b>	<b>44</b>	<b>55</b>
Rushing	19	16
Passing	22	32
Penalty	3	7
3rd Down: Made/Att	15/60	12/60
3rd Down Pct.	25.0	20.0
4th Down: Made/Att	0/0	2/6
4th Down Pct.	0.0	33.3
<b>POSSESSION AVG.</b>	<b>30:10</b>	<b>29:51</b>
<b>TOTAL NET YARDS</b>	<b>900</b>	<b>837</b>
Avg. Per Game	225.0	209.3
Total Plays	226	259
Avg. Per Play	4.0	3.2
<b>NET YARDS RUSHING</b>	<b>392</b>	<b>258</b>
Avg. Per Game	98.0	64.5
Total Rushes	140	84
<b>NET YARDS PASSING</b>	<b>508</b>	<b>579</b>
Avg. Per Game	127.0	144.8
Sacked/Yards Lost	10/82	14/93
Gross Yards	590	672
Att./Completions	76/35	161/77
Completion Pct.	46.1	47.8
Had Intercepted	1	10
<b>PUNTS/AVERAGE</b>	<b>35/37.7</b>	<b>32/40.1</b>
<b>NET PUNTING AVG.</b>	<b>35/33.9</b>	<b>32/36.3</b>
<b>PENALTIES/YARDS</b>	<b>30/245</b>	<b>23/151</b>
<b>FUMBLES/BALL LOST</b>	<b>5/1</b>	<b>4/2</b>
<b>TOUCHDOWNS</b>	<b>11</b>	<b>2</b>
Rushing	4	1
Passing	3	0
Returns	4	1

SCORE BY PERIODS	1	2	3	4	OT	PTS
RAVENS	7	34	27	27	0	95
Opponents	7	3	13	0	0	23

SCORING	TD	RU	PA	RT	K/PAT	FG	S	PTS
Stover	0	0	0	0	11/11	6/8	0	29
Ja. Lewis	4	4	0	0	0	0	0	24
Sharpe	2	0	2	0	0	0	0	12
Je. Lewis	1	0	0	1	0	0	0	6
R. Lewis	1	0	0	1	0	0	0	6
A. Mitchell	1	0	0	1	0	0	0	6
Starks	1	0	0	1	0	0	0	6
Stokley	1	0	1	0	0	0	0	6
<b>RAVENS</b>	<b>11</b>	<b>4</b>	<b>3</b>	<b>4</b>	<b>11/11</b>	<b>6/8</b>	<b>0</b>	<b>95</b>
Opponents	2	1	0	1	2/2	3/6	0	235

2-PT. CONVERSIONS: RAVENS 0-0; Opponents 0-0

SACKS: McCrary 6.0, Boulware 2.0, Burnett 2.0, Sharper 2.0, Adams 1.0, Washington 1.0, RAVENS 14.0, Opponents 10.0

PASSING	ATT	COMP	YARDS	COMP%	YDS/ATT
Dilfer	73	35	590	47.9	8.08
Banks	3	0	0	0.0	0.00
<b>RAVENS</b>	<b>76</b>	<b>35</b>	<b>590</b>	<b>46.1</b>	<b>7.76</b>
Opponents	161	77	672	47.8	4.17

## RUSHING

	NO	YDS	AVG	LG	TD
Ja. Lewis	103	338	3.3	27t	4
Holmes	18	45	2.5	11	0
Dilfer	13	7	0.5	6	0
Je. Lewis	3	7	2.3	5	0
Gash	1	0	0.0	0	0
Banks	1	-1	-1.0	-1	0
Ismail	1	-4	-4.0	-4	0
<b>RAVENS</b>	<b>140</b>	<b>392</b>	<b>2.8</b>	<b>27t</b>	<b>4</b>
Opponents	84	258	3.1	27	1

## RECEIVING

	NO	YDS	AVG	LG	TD
Ismail	9	150	16.7	44	0
Stokley	7	91	13.0	38t	1
Sharpe	6	230	38.3	96t	2
Ja. Lewis	5	40	8.0	15	0
Coates	4	54	13.5	24	0
Johnson	1	8	8.0	8	0
Gash	1	7	7.0	7	0
Je. Lewis	1	6	6.0	6	0
Holmes	1	4	4.0	4	0
<b>RAVENS</b>	<b>35</b>	<b>590</b>	<b>16.9</b>	<b>96t</b>	<b>3</b>
Opponents	77	672	8.7	31	0

## INTERCEPTIONS

	NO	YDS	AVG	LG	TD
Starks	3	93	31.0	49t	1
R. Lewis	2	54	27.0	50t	1
Sharper	2	19	9.5	15	0
McAlister	1	4	4.0	4	0
Herring	1	2	2.0	2	0
Bailey	1	0	0.0	0	0
<b>RAVENS</b>	<b>10</b>	<b>172</b>	<b>17.2</b>	<b>50t</b>	<b>2</b>
Opponents	1	2	2.0	2	0

## PUNTING

	NO	YDS	AVG	TB	IN	LG	BLK
Richardson	33	1318	39.9	3	14	66	2
Team	2	0	0.0	0	0	0	0
<b>RAVENS</b>	<b>35</b>	<b>1318</b>	<b>37.7</b>	<b>3</b>	<b>14</b>	<b>66</b>	<b>2</b>
Opponents	32	1282	40.1	0	8	64	0

## PUNT RETURNS

	RET	FC	YDS	AVG	LG	TD
Je. Lewis	11	9	122	11.1	38	0
<b>RAVENS</b>	<b>11</b>	<b>9</b>	<b>122</b>	<b>11.1</b>	<b>38</b>	<b>0</b>
Opponents	13	6	73	5.6	19	0

## KICKOFF RETURNS

	NO	YDS	AVG	LG	TD
Je. Lewis	5	189	37.8	84t	1
Harris	3	51	17.0	20	0
Coates	1	8	8.0	8	0
<b>RAVENS</b>	<b>9</b>	<b>248</b>	<b>27.6</b>	<b>84t</b>	<b>1</b>
Opponents	18	340	18.9	97t	1

## FIELD GOALS

	1-19	20-29	30-39	40-49	50+
Stover	0/0	2/2	3/4	1/2	0/0
<b>RAVENS</b>	<b>0/0</b>	<b>2/2</b>	<b>3/4</b>	<b>1/2</b>	<b>0/0</b>
Opponents	0/0	2/2	1/3	0/1	0/0

Stover: (38G)(36N,31G,28G,21G)(47G,41N,34G)  
Opponents: (31G)(45B,31N,21G,37B)(24G)

	TD	TD%	INT	INT%	LG	SACK/LOST	RATING
Dilfer	3	4.1	1	1.4	96t	10/82	83.7
Banks	0	0.0	0	0.0	0	0/0	39.6
<b>RAVENS</b>	<b>3</b>	<b>3.9</b>	<b>1</b>	<b>1.3</b>	<b>96t</b>	<b>10/82</b>	<b>80.5</b>
Opponents	0	0.0	10	6.2	31	14/93	33.4

## DEFENSIVE

FROM COACHES VIDEO

PLAYER	TT	SOLO	AS	SACKS	YDS	INT	PD	FF	FR
Lewis, Ray	44	28	16	0	0	2	7	0	1
Woodson, Rod	24	19	5	0	0	0	2	0	0
Burnett, Rob	21	14	7	2	12	0	1	0	0
Sharper, Jamie	20	14	6	2	10	2	1	0	0
Starks, Duane	19	18	1	0	0	3	6	0	0
McCrary, Michael	18	14	4	6	44	0	0	1	0
Harris, Corey	18	13	5	0	0	0	2	0	0
McAlister, Chris	17	15	2	0	0	1	8	0	0
Boulware, Peter	17	12	4	2	14	0	0	0	0
Siragusa, Tony	17	10	7	0	0	0	4	0	0
Webster, Larry	10	7	3	0	0	0	1	0	0
Washington, Keith	10	7	3	1	9	0	0	0	0
Adams, Sam	9	7	2	1	4	0	3	1	0
Dalton, Lionel	5	5	0	0	0	0	0	0	0
Bailey, Robert	5	4	1	0	0	1	1	0	0
Trapp, James	3	2	1	0	0	0	1	0	0
Brown, Cornell	1	1	0	0	0	0	0	0	0
Davis, Anthony	1	1	0	0	0	0	0	0	0
Herring, Kim	1	1	0	0	0	1	2	0	0
Mitchell, Anthony	1	1	0	0	0	0	0	0	0

## SPECIAL TEAMS

FROM COACHES VIDEO

PLAYER	TT	SOLO	AS	FF	FR	BK
Brigance, O.J.	10	8	2	0	0	0
Jackson, Brad	8	7	1	0	0	0
Davis, Billy	8	6	2	0	0	0
Trapp, James	6	3	3	1	0	0
Mitchell, Anthony	4	3	1	0	0	0
Harris, Corey	4	2	2	0	0	0
Starks, Duane	2	2	0	0	0	0
Davis, Anthony	2	1	1	0	0	0
Herring, Kim	2	1	1	0	0	0
Bailey, Robert	1	1	0	0	1	0
Brown, Cornell	1	1	0	0	0	0
Poindexter, Anthony	1	1	0	0	0	0
Sharper, Jamie	1	1	0	0	0	0
Thomas, Adalius	1	1	0	0	0	0
Washington, Keith	0	0	0	0	0	2

# 2001 STATISTICS

## RESULTS AND ATTENDANCE

### WON 10, LOST 6 (WILD CARD)

Date	Result	Score	Opponent	Attendance
09/09	W	17-6	Chicago	69,365
09/23	L	10-21	at Cincinnati	49,632
09/30	W	20-13	at Denver	75,082
10/07	W	26-7	Tennessee	69,494
10/14	L	23-31	at Green Bay	59,866
10/21	L	14-24	at Cleveland	72,818
10/28	W	18-17	Jacksonville	69,439
11/04	W	13-10	at Pittsburgh	62,906
11/12	W	16-10	at Tennessee	68,798
11/18	L	17-27	Cleveland	69,353
11/25	W	24-21	at Jacksonville	53,530
12/02	W	39-27	Indianapolis	69,465
12/09			Bye Week	
12/16	L	21-26	Pittsburgh	69,506
12/23	W	16-0	Cincinnati	68,987
12/29	L	10-22	at Tampa Bay	65,619
01/07	W	19-3	Minnesota	69,465

## TEAM STATISTICS

	RAVENS	OPPONENT
<b>TOTAL FIRST DOWNS</b>	<b>299</b>	<b>262</b>
Rushing	92	81
Passing	180	161
Penalty	27	20
3rd Down: Made/Att	82/230	70/227
3rd Down Pct.	35.7	30.8
4th Down: Made/Att	3/13	6/15
4th Down Pct.	23.1	40.0
<b>POSSESSION AVG.</b>	<b>29:39</b>	<b>30:21</b>
<b>TOTAL NET YARDS</b>	<b>5124</b>	<b>4446</b>
Avg. Per Game	320.3	277.9
Total Plays	1080	1010
Avg. Per Play	4.7	4.4
<b>NET YARDS RUSHING</b>	<b>1810</b>	<b>1411</b>
Avg. Per Game	113.1	88.2
Total Rushes	483	410
<b>NET YARDS PASSING</b>	<b>3314</b>	<b>3035</b>
Avg. Per Game	207.1	189.7
Sacked/Yards Lost	40/281	45/290
Gross Yards	3595	3325
Att./Completions	557/320	555/321
Completion Pct.	57.5	57.8
Had Intercepted	20	16
<b>PUNTS/AVERAGE</b>	<b>87/38.0</b>	<b>98/41.6</b>
<b>NET PUNTING AVG.</b>	<b>87/33.6</b>	<b>98/33.6</b>
<b>PENALTIES/YARDS</b>	<b>89/728</b>	<b>105/903</b>
<b>FUMBLES/BALL LOST</b>	<b>31/16</b>	<b>22/12</b>
<b>TOUCHDOWNS</b>	<b>31</b>	<b>30</b>
Rushing	11	10
Passing	18	16
Returns	2	4

SCORE BY PERIODS	1	2	3	4	OT	PTS
<b>RAVENS</b>	<b>29</b>	<b>92</b>	<b>63</b>	<b>119</b>	<b>0</b>	<b>303</b>
<b>Opponents</b>	<b>38</b>	<b>77</b>	<b>89</b>	<b>61</b>	<b>0</b>	<b>265</b>

SCORING	TD	RU	PA	RT	K/PAT	FG	S	PTS
Stover	0	0	0	0	25/25	30/35	0	115
Ismail	7	0	7	0			0	44
Brookins	5	5	0	0			0	30
Allen	3	3	0	0			0	18
T. Taylor	3	0	3	0			0	18
Ayanbadejo	2	1	1	0			0	12
Sharpe	2	0	2	0			0	12
Stokley	2	0	2	0			0	12
Cunningham	1	1	0	0			0	6
Gash	1	0	1	0			0	6
Grbac	1	1	0	0			0	6
Heap	1	0	1	0			0	6
Johnson	1	0	1	0			0	6
Sharper	1	0	0	1			0	6
Woodson	1	0	0	1			0	6
<b>RAVENS</b>	<b>31</b>	<b>11</b>	<b>18</b>	<b>2</b>	<b>25/25</b>	<b>30/35</b>	<b>0</b>	<b>303</b>
<b>Opponents</b>	<b>30</b>	<b>10</b>	<b>16</b>	<b>4</b>	<b>28/28</b>	<b>19/33</b>	<b>0</b>	<b>265</b>

**2-PT. CONVERSIONS:** Ismail, **RAVENS 1-6; Opponents 0-2**

**SACKS:** Boulware 15.0, McCrary 7.5, Sharper 6.0, R. Lewis 3.5, A. Thomas 3.5, Adams 2.0, Siragusa 2.0, Douglas 1.0, Gregg 1.0, S. Taylor 1.0, Team 1.0, Trapp 1.0, Webster 0.5, **RAVENS 44.0, Opponents 40.0**

PASSING	ATT	COMP	YARDS	COMP%	YDS/ATT	TD	TD%	INT	INT%	LG	SACK/LOST	RATING
Grbac	467	265	3033	56.7	6.49	15	3.2	18	3.9	77t	28/215	71.1
Cunningham	89	54	573	60.7	6.44	3	3.4	2	2.2	30	12/66	81.3
Richardson	1	1	-11	100.0	-11.00	0	0.0	0	0.0	11	0/0	79.2
<b>RAVENS</b>	<b>557</b>	<b>320</b>	<b>3595</b>	<b>57.5</b>	<b>6.45</b>	<b>18</b>	<b>3.2</b>	<b>20</b>	<b>3.6</b>	<b>77t</b>	<b>40/281</b>	<b>72.7</b>
<b>Opponents</b>	<b>555</b>	<b>321</b>	<b>3325</b>	<b>57.8</b>	<b>5.99</b>	<b>16</b>	<b>2.9</b>	<b>16</b>	<b>2.9</b>	<b>90t</b>	<b>45/290</b>	<b>72.8</b>

## RUSHING

	NO	YDS	AVG	LG	TD
Allen	168	658	3.9	26	3
Brookins	151	551	3.6	25	5
M. Williams	65	291	4.5	55	0
Ayanbadejo	46	173	3.8	17	1
T. Taylor	5	46	9.2	16	0
Cunningham	14	40	2.9	15	1
Je. Lewis	9	33	3.7	14	0
Grbac	21	18	0.9	6	1
Stokley	1	1	1.0	1	0
Richardson	1	0	0.0	0	0
Gash	2	-1	-0.5	0	0
<b>RAVENS</b>	<b>483</b>	<b>1810</b>	<b>3.7</b>	<b>55</b>	<b>11</b>
<b>Opponents</b>	<b>410</b>	<b>1411</b>	<b>3.4</b>	<b>38</b>	<b>10</b>

## RECEIVING

	NO	YDS	AVG	LG	TD
Ismail	74	1059	14.3	77t	7
Sharpe	73	811	11.1	37	2
T. Taylor	42	560	13.3	63	3
Stokley	24	344	14.3	46	2
Ayanbadejo	24	121	5.0	18	1
M. Williams	23	210	9.1	46	0
Allen	17	68	4.0	11	0
Heap	16	206	12.9	24t	1
Gash	9	80	8.9	16	1
Brookins	6	45	7.5	15	0
Johnson	5	57	11.4	25	1
Je. Lewis	4	32	8.0	12	0
Jones	2	13	6.5	13	0
A. Mitchell	1	-11	-11.0	-1	0
<b>RAVENS</b>	<b>320</b>	<b>3595</b>	<b>11.2</b>	<b>77t</b>	<b>1</b>
<b>Opponents</b>	<b>321</b>	<b>3325</b>	<b>10.4</b>	<b>90t</b>	<b>16</b>

## INTERCEPTIONS

	NO	YDS	AVG	LG	TD
Starks	4	9	2.3	9	0
R. Lewis	3	115	38.3	64	0
Woodson	3	57	19.0	47t	1
Harris	2	1	0.5	1	0
Trapp	1	15	15.0	15	0
McCrary	1	1	1.0	1	0
McAlister	1	0	0.0	0	0
Porter	1	-3	-3.0	-3	0
<b>RAVENS</b>	<b>16</b>	<b>195</b>	<b>12.2</b>	<b>64</b>	<b>1</b>
<b>Opponents</b>	<b>20</b>	<b>331</b>	<b>16.6</b>	<b>66t</b>	<b>3</b>

## PUNTING

	NO	YDS	AVG	TB	IN	LG	BLK
Richardson	85	3309	38.9	10	29	65	2
<b>RAVENS</b>	<b>87</b>	<b>3309</b>	<b>38.0</b>	<b>10</b>	<b>29</b>	<b>65</b>	<b>2</b>
<b>Opponents</b>	<b>98</b>	<b>4076</b>	<b>41.6</b>	<b>11</b>	<b>24</b>	<b>69</b>	<b>0</b>

## PUNT RETURNS

	RET	FC	YDS	AVG	LG	TD
Je. Lewis	42	9	519	12.4	62	0
McAlister	5	1	44	8.8	24	0
Lake	1	0	0	0.0	0	0
<b>RAVENS</b>	<b>48</b>	<b>10</b>	<b>563</b>	<b>11.7</b>	<b>62</b>	<b>0</b>
<b>Opponents</b>	<b>33</b>	<b>22</b>	<b>183</b>	<b>5.5</b>	<b>30</b>	<b>0</b>

## KICKOFF RETURNS

	NO	YDS	AVG	LG	TD
Je. Lewis	42	1039	24.7	76	0
Harris	11	235	21.4	34	0
Johnson	2	39	19.5	23	0
Bobo	1	11	11.0	11	0
Brookins	1	23	23.0	23	0
<b>RAVENS</b>	<b>57</b>	<b>1347</b>	<b>23.6</b>	<b>76</b>	<b>0</b>
<b>Opponents</b>	<b>64</b>	<b>1393</b>	<b>21.8</b>	<b>51</b>	<b>0</b>

## FIELD GOALS

	1-19	20-29	30-39	40-49	50+
Stover	0/0	16/16	9/10	5/9	0/0
<b>RAVENS</b>	<b>0/0</b>	<b>16/16</b>	<b>9/10</b>	<b>5/9</b>	<b>0/0</b>
<b>Opponents</b>	<b>0/0</b>	<b>7/7</b>	<b>6/11</b>	<b>6/15</b>	<b>0/0</b>

**Stover:** (46N,37G)(38G)(29G,26G)(26G,25G)(28G)(21G,38G)(49G,28G)(25G,39G)(31G,33G,30G)(42G)(41G,41N)(26G,30G,29G,27G,46N)(48N)(43G,29G,433N,43G)(24G)(21G,20G,38G20G)

**Opponents:** (20G,43N,46G)(43N,39N,45N)(43G,49G)(46N)(33G,47N)(33G)(40G)(38G,41N,33N,48N,35)(48N,27G)(29G,42G)(38N)(33G,25G)(22G,33G,32N)(42G,38G,24G,40N)(26G)

# 2001 STATISTICS

## DEFENSIVE

FROM COACHES VIDEO

PLAYER	TT	SOLO	AS	SACKS	YDS	INT	PD	FF	FR
Lewis, Ray	196	130	66	3.5	26	3	13	1	1
Sharper, Jamie	135	101	34	6	31	0	12	0	1
Woodson, Rod	93	70	23	0	0	3	13	1	1
Harris, Corey	91	70	21	0	0	2	12	3	4
Boulware, Peter	82	51	31	15	86.5	0	4	3	1
McAlister, Chris	69	59	10	0	0	1	11	0	0
McCrary, Michael	64	42	22	7.5	42.5	1	2	1	0
Starks, Duane	59	52	7	0	0	4	17	2	0
Siragusa, Tony	58	27	31	2	12	0	3	0	0
Adams, Sam	51	28	23	2	16	0	2	1	0
Burnett, Rob	50	28	22	0	0	0	6	0	1
Thomas, Adalius	39	27	12	3.5	32.5	0	8	3	0
Lake, Carnell	32	27	5	0	0	0	0	0	1
Trapp, James	31	25	6	1	8	1	4	0	0
Dalton, Lional	29	15	14	0	0	0	0	0	0
Webster, Larry	28	13	15	0.5	1.5	0	0	0	0
Jackson, Brad	25	13	12	0	0	0	1	1	0
Gregg, Kelly	19	10	9	1	7	0	1	0	0
Mitchell, Anthony	11	9	2	0	0	0	1	0	0
Porter, Alvin	8	8	0	0	0	1	1	0	0
Taylor, Shannon	5	2	3	1	6	0	0	0	1
Douglas, Marques	3	2	1	1	11	0	0	0	0

## SPECIAL TEAMS

FROM COACHES VIDEO

PLAYER	TT	SOLO	AS	FF	FR	BK
Thomas, Adalius	18	14	4	0	0	0
Mitchell, Anthony	18	12	6	0	0	0
Jackson, Brad	16	9	7	0	1	0
Porter, Alvin	14	11	3	1	0	0
Trapp, James	12	9	3	0	0	0
Taylor, Shannon	9	8	1	0	0	0
Hartwell, Edgerton	9	5	4	0	0	0
Baxter, Gary	8	8	0	0	0	0
Ayanbadejo, Obafemi	8	7	1	0	0	0
Jones, John	8	7	1	0	0	0
Lake, Carnell	7	4	3	0	0	0
Williams, Moe	5	4	1	0	0	0
Starks, Duane	4	4	0	0	0	0
Harris, Corey	4	3	1	0	0	0
Kight, Danny	2	2	0	0	0	0
Stover, Matt	2	2	0	0	0	0
Maese, Joe	1	1	0	0	0	0
McAlister, Chris	1	1	0	0	0	1
Ricard, Alan	1	1	0	0	0	0
Sharper, Jamie	1	1	0	0	0	0
Hellestrae, Dale	1	0	1	0	0	0

\*McAlister partially deflected a FG at Pittsburgh 11/4/01

## TOP THREE

SOLO	SACKS	FF	FR	PD
130 Ray Lewis	15.0 Peter Boulware	3 Peter Boulware	4 Corey Harris	17 Duane Starks
101 Jamie Sharper	7.5 Michael McCrary	3 Corey Harris	1 7 players tied	13 Ray Lewis
70 2 players tied	6.0 Jamie Sharper	3 Adalius Thomas		13 Rod Woodson

## USUAL STARTERS

OFFENSE	DEFENSE
WR 87 Qadry Ismail	LDE 90 Rob Burnett
WR 89 Travis Taylor	LDT 95 Sam Adams
LT 75 Jonathan Ogden	RDT 98 Tony Siragusa
LG 64 Edwin Mulitalo	RDE 99 Michael McCrary
C 62 Mike Flynn	LLB 58 Peter Boulware
RG 66 Bennie Anderson	MLB 52 Ray Lewis
RT 77 Kipp Vickers	RLB 55 Jamie Sharper
TE 82 Shannon Sharpe	LCB 22 Duane Starks
QB 18 Elvis Grbac	RCB 21 Chris McAlister
RB 29 Terry Allen	SS 45 Corey Harris
FB 32 Sam Gash	FS 26 Rod Woodson

## COACHES

**Brian Billick**, Head Coach; **Matt Cavanaugh**, Offensive Coordinator/Quarterbacks; **Marvin Lewis**, Defensive Coordinator; **Jim Colletto**, Offensive Line; **Jack Del Rio**, Linebackers; **Jeff Friday**, Strength and Conditioning; **Wade Harman**, Tight Ends/Assistant Offensive Line; **Donnie Henderson**, Secondary; **Milt Jackson**, Offensive Assistant; **Chip Morton**, Assistant Strength and Conditioning; **Mike Nolan**, Wide Receivers; **Russ Purnell**, Special Teams; **Rex Ryan**, Defensive Line; **Steve Shafer**, Assistant Head Coach/Secondary; **Matt Simon**, Running Backs; **Mike Smith**, Defensive Assistant/Defensive Line; **Bennie Thompson**, Special Teams Assistant

## RAVENS HONOR ROLL

**Pro Bowl:** DT Sam Adams (2nd team); WR/KR Jermaine Lewis (2nd team); LB Ray Lewis (starter); OT Jonathan Ogden (starter); TE Shannon Sharpe (2nd team); S Rod Woodson (starter)

**All-Pro:** DT Sam Adams (PFW, FN, CPFW); WR/KR Jermaine Lewis (PFW, FD, TSN); TE Shannon Sharpe (CPFW); LB Ray Lewis (AP-1st team, SI, PFW, FD, FN, CPFW, TSN); OL Edwin Mulitalo (SI); OT Jonathan Ogden (AP-2nd team, PFW, FD, FN, CPFW, TSN)

**Ravens Nest Lineman of the Year:** OL Edwin Mulitalo

**Ravens Roost Extra Effort Award:** WR Brandon Stokley

**Ravens Roost Unsung Hero:** LB Jamie Sharper

**Ed Block Courage Award:** S Corey Harris

## SEASON TRENDS

	Reg.	Post.		Reg.	Post.
Record	10-6	1-1	When Scoring First	5-2	0-0
vs. AFC Central	6-4	0-1	When Not Scoring First	5-4	1-1
vs. AFC	8-4	1-1	Positive or Even Turnover Ratio	9-0	1-0
vs. NFC	2-2	0-0	Negative Turnover Ratio	1-6	0-1
Home	6-2	0-0	Winning Penalty Ratio	7-3	1-0
Away	4-4	1-1	Losing Penalty Ratio	3-2	0-1
On Grass	10-6	1-1	Overtime	0-0	0-0
Artificial Turf	0-0	0-0	Preseason	1-2	0-0
Outdoors	10-6	1-1	With a 100-Yard Rusher	3-0	1-0
Indoors	0-0	0-0	With a 100-Yard Receiver	1-0	0-0
Leading at Halftime	5-1	1-0	Without a 100-yard Rusher	7-6	0-1
Trailing at Halftime	2-5	0-1	Without a 100-yard Receiver	9-6	1-1
Tied at Halftime	3-0	0-0	When Allowing a 100-Yard Rusher	1-0	0-0
Tied After 3 Quarters	2-0	0-0	When Not Allowing a 100-Yard Rusher	9-6	1-1
Leading After 3 Quarters	5-0	1-0	When Allowing a 100-Yard Receiver	1-2	0-0
Trailing After 3 Quarters	3-6	0-1	When Not Allowing a 100-Yard Receiver	9-4	1-1
Winning Coin Toss	6-2	1-1	With a 300-Yard Passer	0-1	0-0
Losing Coin Toss	4-4	0-0	Without a 300-Yard Passer	10-5	1-1
Decided by 8 Points or less	5-2	0-0	When Allowing a 300-Yard Passer	2-2	0-0
Decided by 3 Points or less	3-0	0-0	When Not Allowing a 300-Yard Passer	8-4	1-1



# 2001 POSTSEASON STATISTICS

## RESULTS AND ATTENDANCE

<b>WON 1, LOST 1</b>					
01/13	W	20-3	at Miami	72,251	
01/20	L	10-27	at Pittsburgh	63,976	

## TEAM STATISTICS

	RAVENS	OPPONENT
<b>TOTAL FIRST DOWNS</b>	<b>27</b>	<b>30</b>
Rushing	12	12
Passing	13	14
Penalty	2	4
3rd Down: Made/Att	11/28	10/27
3rd Down Pct	39.3	37.0
4th Down: Made/Att	1/1	0/1
4th Down Pct.	100.0	0.0
<b>POSSESSION AVG.</b>	<b>28:35</b>	<b>31:26</b>
<b>TOTAL NET YARDS</b>	<b>497</b>	<b>448</b>
Avg. Per Game	248.5	224.0
Total Plays	120	119
Avg. Per Play	4.1	3.8
<b>NET YARDS RUSHING</b>	<b>248</b>	<b>200</b>
Avg. Per Game	124.0	100.0
Total Rushes	61	64
<b>NET YARDS PASSING</b>	<b>249</b>	<b>248</b>
Avg. Per Game	124.5	124.0
Sacked/Yards Lost	4/37	5/28
Gross Yards	286	276
Att./Completions	55/30	50/27
Completion Pct.	54.5	54.0
Had Intercepted	3	2
<b>PUNTS/AVERAGE</b>	<b>12/40.1</b>	<b>11/43.5</b>
<b>NET PUNTING AVG.</b>	<b>12/32.1</b>	<b>11/30.6</b>
<b>PENALTIES/YARDS</b>	<b>14/100</b>	<b>11/86</b>
<b>FUMBLES/BALL LOST</b>	<b>2/2</b>	<b>6/2</b>
<b>TOUCHDOWNS</b>	<b>3</b>	<b>3</b>
Rushing	1	2
Passing	1	1
Returns	1	0

SCORE BY PERIODS	1	2	3	4	OT	PTS
<b>RAVENS</b>	<b>0</b>	<b>10</b>	<b>14</b>	<b>6</b>	<b>0</b>	<b>30</b>
<b>Opponents</b>	<b>13</b>	<b>10</b>	<b>0</b>	<b>7</b>	<b>0</b>	<b>30</b>

SCORING	TD	RU	PA	RT	K/PAT	FG	S	PTS
Stover	0	0	0	0	3/3	3/4	0	12
Allen	1	1	0	0			0	6
Je. Lewis	1	0	0	1			0	6
T. Taylor	1	0	1	0			0	6
<b>RAVENS</b>	<b>3</b>	<b>1</b>	<b>1</b>	<b>1</b>	<b>3/3</b>	<b>3/4</b>	<b>0</b>	<b>30</b>
<b>Opponents</b>	<b>3</b>	<b>2</b>	<b>1</b>	<b>0</b>	<b>3/3</b>	<b>3/4</b>	<b>0</b>	<b>30</b>

2-PT. CONVERSIONS: RAVENS 0-0; Opponents 0-0

SACKS: Boulware 1.0, A. Mitchell 1.0, Sharper 1.0, Webster 1.0, Burnett 0.5, A. Thomas 0.5, **RAVENS 5.0, Opponents 4.0**

## RUSHING

	NO	YDS	AVG	LG	TD
Allen	29	120	4.1	13	1
Brookins	14	71	5.1	18	0
M. Williams	9	29	3.2	9	0
T. Taylor	1	15	15.0	15	0
Ayanbadejo	2	8	4.0	5	0
Je. Lewis	2	4	2.0	5	0
Grbac	2	3	1.5	4	0
Redman	2	-2	-1.0	-1	0
<b>RAVENS</b>	<b>61</b>	<b>248</b>	<b>4.1</b>	<b>18</b>	<b>1</b>
<b>Opponents</b>	<b>64</b>	<b>200</b>	<b>3.1</b>	<b>23</b>	<b>2</b>

## RECEIVING

	NO	YDS	AVG	LG	TD
Sharpe	9	79	8.8	27	0
T. Taylor	6	76	12.7	45	1
M. Williams	4	24	6.0	14	0
Allen	3	11	3.7	6	0
Stokley	2	38	19.0	27	0
Ismail	2	24	12.0	16	0
Gash	1	13	13.0	13	0
Heap	1	11	11.0	11	0
Ayanbadejo	1	7	7.0	7	0
Brookins	1	3	3.0	3	0
<b>RAVENS</b>	<b>30</b>	<b>286</b>	<b>9.5</b>	<b>45</b>	<b>1</b>
<b>Opponents</b>	<b>27</b>	<b>276</b>	<b>10.2</b>	<b>32t</b>	<b>1</b>

## INTERCEPTIONS

	NO	YDS	AVG	LG	TD
Starks	1	26	26.0	26	0
McAlister	1	18	18.0	18	0
<b>RAVENS</b>	<b>2</b>	<b>44</b>	<b>22.0</b>	<b>26</b>	<b>0</b>
<b>Opponents</b>	<b>3</b>	<b>51</b>	<b>17.0</b>	<b>32</b>	<b>0</b>

## PUNTING

	NO	YDS	AVG	TB	IN	LG	BLK
Richardson	12	481	40.1	1	1	52	0
<b>RAVENS</b>	<b>12</b>	<b>481</b>	<b>40.1</b>	<b>1</b>	<b>1</b>	<b>52</b>	<b>0</b>
<b>Opponents</b>	<b>11</b>	<b>479</b>	<b>43.5</b>	<b>2</b>	<b>4</b>	<b>52</b>	<b>0</b>

## PUNT RETURNS

	RET	FC	YDS	AVG	LG	TD
Je. Lewis	5	2	102	20.4	88t	1
<b>RAVENS</b>	<b>5</b>	<b>2</b>	<b>102</b>	<b>20.4</b>	<b>88t</b>	<b>1</b>
<b>Opponents</b>	<b>7</b>	<b>0</b>	<b>76</b>	<b>10.9</b>	<b>35</b>	<b>0</b>

## KICKOFF RETURNS

	NO	YDS	AVG	LG	TD
Je. Lewis	6	104	17.3	28	0
Harris	2	33	16.5	18	0
<b>RAVENS</b>	<b>8</b>	<b>137</b>	<b>17.1</b>	<b>28</b>	<b>0</b>
<b>Opponents</b>	<b>8</b>	<b>187</b>	<b>23.4</b>	<b>32</b>	<b>0</b>

## FIELD GOALS

	1-19	20-29	30-39	40-49	50+
Stover	0/0	1/1	1/1	1/2	0/0
<b>RAVENS</b>	<b>0/0</b>	<b>1/1</b>	<b>1/1</b>	<b>1/2</b>	<b>0/0</b>
<b>Opponents</b>	<b>0/0</b>	<b>1/1</b>	<b>1/2</b>	<b>1/1</b>	<b>0/0</b>

Stover: (40N,35G,40G)(26G)  
Opponents: (33G)(21G,35N,46G)

PASSING	ATT	COMP	YARDS	COMP%	YDS/ATT	TD	TD%	INT	INT%	LG	SACK/LOST	RATING
Grbac	55	30	286	54.5	5.20	1	1.8	3	5.5	45	4/37	52.5
<b>RAVENS</b>	<b>55</b>	<b>30</b>	<b>286</b>	<b>54.5</b>	<b>5.20</b>	<b>1</b>	<b>1.8</b>	<b>3</b>	<b>5.5</b>	<b>45</b>	<b>4/37</b>	<b>52.5</b>
<b>Opponents</b>	<b>50</b>	<b>27</b>	<b>276</b>	<b>54.0</b>	<b>5.52</b>	<b>1</b>	<b>2.0</b>	<b>2</b>	<b>4.0</b>	<b>32t</b>	<b>5/28</b>	<b>60.1</b>

## DEFENSIVE

FROM COACHES VIDEO

PLAYER	TT	SOLO	AS	SACKS	YDS	INT	PD	FF	FR
Sharper, Jamie	20	12	8	1	0	0	1	1	0
Lewis, Ray	15	9	6	0	0	0	0	2	0
Woodson, Rod	14	11	3	0	0	0	2	0	0
Harris, Corey	12	9	3	0	0	0	1	0	0
Webster, Larry	12	8	4	1	8	0	1	0	0
Starks, Duane	10	9	1	0	0	1	1	0	0
Boulware, Peter	10	5	5	1	15	0	2	1	0
Burnett, Rob	8	6	2	1	3	0	0	0	0
Siragusa, Tony	8	5	3	0	0	0	0	0	0
Adams, Sam	7	2	5	0	0	0	0	0	1
McAlister, Chris	6	3	3	0	0	1	3	0	0
Mitchell, Anthony	4	4	0	1	2	0	0	0	0
Gregg, Kelly	4	3	1	0	0	0	0	0	0
Lake, Carnell	4	3	1	0	0	0	1	0	0
Thomas, Adalius	4	2	2	0	0	0	0	0	0
Jackson, Brad	3	2	1	0	0	0	0	0	0
Dalton, Lionel	1	0	1	0	0	0	0	0	0

## SPECIAL TEAMS

FROM COACHES VIDEO

PLAYER	TT	SOLO	AS	FF	FR	BK
Porter, Alvin	6	4	2	1	0	0
Ayanbadejo, Obafemi	5	3	2	0	0	0
Baxter, Gary	3	2	1	0	0	0
Mitchell, Anthony	3	2	1	0	0	0
Starks, Duane	2	2	0	0	0	0
Harris, Corey	2	1	1	0	0	0
Hellestrae, Dale	1	1	0	0	0	0
Jackson, Brad	1	1	0	0	0	0
Richardson, Kyle	1	1	0	0	0	0
Thomas, Adalius	1	1	0	0	0	0
Hartwell, Edgerton	1	0	1	0	0	0





# 2002 STATISTICS

## DEFENSIVE

FROM COACHES VIDEO

PLAYER	TT	SOLO	AS	SACKS	YDS	INT	PD	FR	FF
Hartwell, Ed	191	125	66	3	18.0	0	7	0	0
Baxter, Gary	90	75	15	0	0	1	20	0	0
Boulware, Peter	87	63	24	7	57.0	1	4	1	1
Reed, Ed	86	69	17	1	3.0	5	13	0	1
Lewis, Ray	85	57	28	0	0	2	2	1	1
Gregg, Kelly	84	53	31	2	13.0	0	0	0	0
Harris, Bernardo	73	47	26	2	23.0	2	4	0	0
Thomas, Adalius	68	38	30	3	20.0	2	11	1	3
Brown, Cornell	67	47	20	1.5	14.0	0	3	0	0
McAlister, Chris	67	58	9	0	0	1	24	0	1
Weaver, Anthony	65	43	22	3.5	33.0	0	4	0	1
Demps, Will	64	51	13	1	2.0	1	7	0	1
Williams, Chad	43	35	8	0	0	3	8	0	1
Porter, Alvin	41	36	5	0	0	0	3	0	0
Trapp, James	36	26	10	1	17.0	3	11	0	1
Kemoeatu, Maake	32	20	12	2	6.0	0	0	0	0
Mitchell, Anthony	31	25	6	0	0	3	2	0	0
Parker, Riddick	29	17	12	1	5.0	0	0	0	2
McCrary, Michael	16	10	6	2	6.0	0	1	0	0
Douglas, Marques	15	9	6	1	9.0	0	0	0	0
Nugent, David	15	8	7	0	0	0	0	0	0
Tate, Robert	14	13	1	0	0	0	2	0	0
Taylor, Shannon	14	8	6	0	0	0	0	0	1
Scott, Bart	5	2	3	0	0	1	0	0	0

## SPECIAL TEAMS

FROM COACHES VIDEO

PLAYER	TT	SOLO	AS	FF	FR	BK
Scott, Bart	17	13	4	0	0	0
Williams, Chad	17	12	5	1	0	1
Thomas, Adalius	15	11	4	0	0	0
Taylor, Shannon	14	12	2	0	0	0
Mitchell, Anthony	12	10	2	0	0	0
Trapp, James	12	9	3	0	0	0
Jones, John	10	3	7	0	0	0
Porter, Alvin	9	6	3	0	1	0
Reed, Ed	8	5	3	0	0	2
Brown, Cornell	7	4	3	0	0	0
Demps, Will	6	3	3	0	0	0
Johnson, Ron	3	3	0	0	1	0
Maese, Joe	3	2	1	0	1	0
Ricard, Alan	3	2	1	0	0	0
Stover, Matt	3	3	0	0	0	0
Tate, Robert	3	1	2	0	0	0
Harris, Bernardo	2	2	0	0	0	0
Jenkins, J.R.	2	2	0	0	0	0
Perryman, Ray	2	1	1	0	0	0
Hartwell, Ed	1	0	1	0	0	0
Jones, Terry	1	0	1	0	0	0
Zastudil, Dave	1	1	0	0	0	0
Gash, Sam	0	0	0	0	1	0

## TOP THREE

SOLO	SACKS	FF	FR	PD
125 Ed Hartwell	7.0 Peter Boulware	3 Adalius Thomas	1 Peter Boulware	24 Chris McAlister
75 Gary Baxter	3.5 Anthony Weaver	2 Riddick Parker	1 Ray Lewis	20 Gary Baxter
69 Ed Reed	3.0 2 players tied		1 Adalius Thomas	13 Ed Reed

## USUAL STARTERS

OFFENSE		DEFENSE	
WR 89	Travis Taylor	DE 98	Anthony Weaver
LT 75	Jonathan Ogden	DT 97	Kelly Gregg
LG 64	Edwin Mulitalo	DE 96	Adalius Thomas
C 62	Mike Flynn	99	Michael McCrary*
RG 66	Bennie Anderson	LOLB 90	Cornell Brown
RT 77	Ethan Brooks	LILB 56	Ed Hartwell
TE 86	Todd Heap	RILB 52	Ray Lewis*
WR 80	Brandon Stokley*	51	Bernardo Harris
81	Randy Hymes	ROLB 58	Peter Boulware
QB 7	Chris Redman	LCB 21	Chris McAlister
11	Jeff Blake	RCB 28	Gary Baxter
RB 31	Jamal Lewis	SS 20	Ed Reed
FB 39	Alan Ricard	FS 47	Will Demps
*1R		42	Anthony Mitchell

## COACHES

**Brian Billick**, Head Coach; **Matt Cavanaugh**, Offensive Coordinator; **Mike Nolan**, Defensive Coordinator; **Gary Zauner**, Special Teams Coordinator; **Mark Asanovich**, Assistant Strength and Conditioning; **Jim Colletto**, Offensive Line; **Jeff Friday**, Strength and Conditioning; **Wade Harman**, Tight Ends/Assistant Offensive Line; **Donnie Henderson**, Secondary; **Paul Ricci**, Assistant Strength and Conditioning; **Rex Ryan**, Defensive Line; **David Shaw**, Quarterbacks/Wide Receivers; **Matt Simon**, Running Backs; **Mike Smith**, Linebackers; **Bennie Thompson**, Special Teams Assistant; **Phil Zacharias**, Defensive Assistant/Defensive Line

## RAVENS HONOR ROLL

**Pro Bowl:** LB Peter Boulware (2nd team); TE Todd Heap (2nd team); OT Jonathan Ogden (starter)  
**All-Pro:** OT Jonathan Ogden (AP-1st team, PFW, FD-2nd team, TSN)  
**Comeback Player of the Year:** RB Jamal Lewis (FD)  
**All-Rookie Team:** S Ed Reed (PFW), P Dave Zastudil (PFW)  
**Ravens Nest Lineman of Year:** DE Adalius Thomas  
**Ravens Roost Extra Effort Award:** LB Edgerton Hartwell  
**Ravens Roost Unsung Hero:** NT Kelly Gregg  
**Ed Block Courage Award:** OT Ethan Brooks

## SEASON TRENDS

Record	7-9	When Scoring First	5-2
vs. AFC North	3-3	When Not Scoring First	2-7
vs. AFC	7-5	Positive or Even Turnover Ratio	7-1
vs. NFC	0-4	Negative Turnover Ratio	0-8
Home	4-4	Winning Penalty Ratio	5-3
Away	3-5	Losing Penalty Ratio	1-5
On Grass	7-7	Overtime	0-0
Artificial Turf	0-2	Preseason	2-2
Outdoors	7-7	With a 100-Yard Rusher	4-1
Indoors	0-2	With a 100-Yard Receiver	1-1
Leading at Halftime	5-1	Without a 100-yard Rusher	3-8
Trailing at Halftime	1-8	Without a 100-yard Receiver	6-8
Tied at Halftime	1-0	When Allowing a 100-Yard Rusher	2-3
Tied After 3 Quarters	0-1	When Not Allowing a 100-Yard Rusher	5-6
Leading After 3 Quarters	6-2	When Allowing a 100-Yard Receiver	2-1
Trailing After 3 Quarters	1-6	When Not Allowing a 100-Yard Receiver	5-8
Winning Coin Toss	3-1	With a 300-Yard Passer	0-2
Losing Coin Toss	4-8	Without a 300-Yard Passer	7-7
Decided by 7 Points or less	4-5	When Allowing a 300-Yard Passer	2-1
Decided by 3 Points or less	1-5	When Not Allowing a 300-Yard Passer	5-8







# 2003 STATISTICS

## DEFENSIVE

FROM COACHES VIDEO

PLAYER	TT	SOLO	AS	SACKS	YDS	INT	PD	FF	FR
Lewis, Ray	225	160	65	1.5	11	6	13	2	2
Hartwell, Ed	140	89	51	3	20.5	1	5	2	0
Baxter, Gary	106	88	18	1	5	3	16	0	0
Gregg, Kelly	104	78	26	3	15	0	0	0	1
Reed, Ed	92	77	15	1	12	7	19	1	0
Douglas, Marques	89	62	27	4.5	32.5	0	3	1	0
Boulware, Peter	79	56	23	8.5	71	0	2	2	1
Weaver, Anthony	63	43	20	5	38	0	7	2	2
Demps, Will	59	41	18	0	0	2	11	1	0
McAlister, Chris	52	43	9	0	0	3	16	0	0
Fuller, Corey	41	37	4	0	0	0	8	0	0
Thomas, Adalius	34	26	8	4	21	0	8	1	0
Williams, Chad	34	27	7	1	7	1	8	1	0
Brown, Cornell	33	19	14	1	5	0	3	0	0
Suggs, Terrell	33	26	7	12	97	1	3	6	4
Kemoeatu, Maake	24	14	10	1	7	0	1	0	0
Knight, Tom	18	17	1	0.5	5	0	1	0	1
Johnson, Jarret	18	9	9	0	0	0	1	0	0
Parker, Riddick	12	8	4	0	0	0	0	0	0
Scott, Bart	9	7	2	0	0	0	0	0	1
Walls, Ray	5	5	0	0	0	0	2	0	0
Brightful, Lamont	2	2	0	0	0	0	0	0	0
Franklin, Aubrayo	1	1	0	0	0	0	0	0	0

## SPECIAL TEAMS

FROM COACHES VIDEO

PLAYER	TT	SOLO	AS	FF	FR	BK
Thomas, Adalius	23	17	6	1	0	0
Scott, Bart	19	12	7	0	0	0
Sapp, Gerome	16	9	7	0	1	0
Walls, Ray	12	9	3	0	0	0
Jones, John	11	8	3	0	0	0
Smith, Musa	10	8	2	0	0	0
Demps, Will	9	8	1	0	0	0
Morrow, Harold	9	5	4	0	0	0
Taylor, Chester	8	8	0	0	1	0
Brown, Cornell	8	5	3	0	0	0
Williams, Chad	6	4	2	0	2	0
Brightful, Lamont	5	3	2	0	1	0
Maese, Joe	5	3	2	0	1	0
Mughelli, Ovie	5	5	0	0	0	0
Jones, Terry	3	3	0	1	0	0
Johnson, Ron	2	1	1	0	0	0
Slaughter, TJ	2	1	0	0	0	0
Fuller, Corey	1	1	0	0	0	0
Ricard, Alan	1	1	0	0	0	0
Zastudil, Dave	1	0	0	0	0	0
Ogden, Jonathan	0	0	0	0	1	0
Reed, Ed	0	0	0	0	0	2

## TOP THREE

SOLO	SACKS	FF	FR	PD
160 Ray Lewis	12.0 Terrell Suggs	6 Adalius Thomas	4 Terrell Suggs	19 Ed Reed
89 Ed Hartwell	8.5 Peter Boulware	3 Peter Boulware	2 Ray Lewis	16 Gary Baxter
88 Gary Baxter	5.0 Anthony Weaver	2 3 players tied	2 Anthony Weaver	16 Chris McAlister

## USUAL STARTERS

OFFENSE		DEFENSE	
WR 89	Travis Taylor	DE 98	Anthony Weaver
TE 82	Terry Jones	NT 97	Kelly Gregg
LT 75	Jonathan Ogden	DE 94	Marques Douglas
LG 64	Edwin Mulitalo	LOLB 96	Adalius Thomas*
C 62	Mike Flynn	90	Cornell Brown
RG 66	Bennie Anderson	LILB 56	Ed Hartwell
RT 77	Orlando Brown	RILB 52	Ray Lewis
TE 86	Todd Heap	ROLB 58	Peter Boulware
QB 8	Kyle Boller	LCB 21	Chris McAlister
2	Anthony Wright	RCB 26	Corey Fuller
RB 31	Jamal Lewis	28	Gary Baxter
FB 39	Alan Ricard	SS 20	Ed Reed
*IR		FS 28	Gary Baxter
		47	Will Demps

## COACHES

**Brian Billick**, Head Coach; **Matt Cavanaugh**, Offensive Coordinator; **Mike Nolan**, Defensive Coordinator; **Gary Zauner**, Special Teams Coordinator; **Jim Colletto**, Offensive Line; **Jeff Friday**, Strength and Conditioning; **Wade Harman**, Tight Ends/Offensive Line; **Donnie Henderson**, Secondary; **Mike Pettine**, Coaching Assistant/Quality Control; **Paul Ricci**, Assistant Strength and Conditioning; **Rex Ryan**, Defensive Line; **David Shaw**, Quarterbacks/Wide Receivers; **Matt Simon**, Running Backs; **Mike Singletary**, Linebackers; **Bennie Thompson**, Special Teams Assistant; **Dennis Thurman**, Assistant Defensive Backs; **Phil Zacharias**, Defensive Assistant/Outside Linebackers

## RAVENS HONOR ROLL

**AP Offensive Player of the Year:** RB Jamal Lewis

**AP Defensive Player of the Year:** LB Ray Lewis

**AP Defensive Rookie of the Year:** LB Terrell Suggs

**Pro Bowl:** LB Peter Boulware (2nd team), TE Todd Heap (2nd team), RB Jamal Lewis (starter), LB Ray Lewis (starter), CB Chris McAlister (starter), T Jonathan Ogden (starter), S Ed Reed (starter), LB Adalius Thomas (ST)

**All-Pro:** LB Peter Boulware (FD-2nd team), TE Todd Heap (AP-2nd team, FD-2nd team), RB Jamal Lewis (AP-1st team, FD-1st team, PFW, TSN), LB Ray Lewis (AP-1st team, FD-1st team, PFW, SI, TSN), CB Chris McAlister (AP-1st team, FD-1st team, PFW), T Jonathan Ogden (AP-1st team, PFW, FD-1st team, SI, TSN), S Ed Reed (AP-2nd team, FD-2nd team, SI, TSN)

**Pro Football Weekly Most Valuable Player:** RB Jamal Lewis

**Pro Football Weekly Defensive Most Valuable Player:** LB Ray Lewis

**Pro Football Weekly Defensive Rookie of the Year:** LB Terrell Suggs

**Pro Football Weekly All-Rookie Team:** LB Terrell Suggs

**Pro Football Weekly All-AFC:** RB Jamal Lewis, T Jonathan Ogden, LB Ray Lewis, S Ed Reed, LB Adalius Thomas (ST)

**Football Digest Defensive Player of the Year:** LB Ray Lewis

**Football Digest Assistant Coach of the Year:** Defensive Coordinator Mike Nolan

**Ravens Nest Lineman of the Year:** DE Anthony Weaver

**Ravens Roost Extra Effort Award:** NT Kelly Gregg

**Ravens Roost Unsung Hero:** LB Edgerton Hartwell

**Ed Block Courage Award:** DE Marques Douglas

## SEASON TRENDS

Record	10-6	When Scoring First	5-1
vs. AFC North	4-2	When Not Scoring First	5-5
vs. AFC	7-5	Positive or Even Turnover Ratio	10-0
vs. NFC	3-1	Negative Turnover Ratio	0-6
Home	7-1	Winning Penalty Ratio	5-4
Away	3-5	Losing Penalty Ratio	5-2
On Grass	3-4	Overtime	1-1
Artificial Turf	7-2	Preseason	1-3
Outdoors	10-5	With a 100-Yard Rusher	8-4
Indoors	0-1	With a 100-Yard Receiver	2-1
Leading at Halftime	9-0	Without a 100-yard Rusher	2-2
Trailing at Halftime	1-5	Without a 100-yard Receiver	8-5
Tied at Halftime	0-1	When Allowing a 100-Yard Rusher	1-1
Tied After 3 Quarters	0-1	When Not Allowing a 100-Yard Rusher	9-5
Leading After 3 Quarters	8-1	When Allowing a 100-Yard Receiver	1-2
Trailing After 3 Quarters	2-5	When Not Allowing a 100-Yard Receiver	9-4
Winning Coin Toss	4-4	With a 300-Yard Passer	1-1
Losing Coin Toss	6-2	Without a 300-Yard Passer	9-5
Decided by 7 Points or less	3-2	When Allowing a 300-Yard Passer	1-1
Decided by 3 Points or less	2-1	When Not Allowing a 300-Yard Passer	9-5



# 2003 POSTSEASON STATISTICS

## RESULTS AND ATTENDANCE

WON 0, LOST 1

01/03 L 17-20 Tennessee 69,452

### TEAM STATISTICS

	RAVENS	OPPONENT
<b>TOTAL FIRST DOWNS</b>	<b>12</b>	<b>16</b>
Rushing	1	10
Passing	11	6
Penalty	0	0
3rd Down: Made/Att	3/12	6/15
3rd Down Pct.	25.0	40.0
4th Down: Made/Att	0/0	0/0
4th Down Pct.	0.0	0.0
<b>POSSESSION AVG.</b>	<b>24:52</b>	<b>35:08</b>
<b>TOTAL NET YARDS</b>	<b>255</b>	<b>324</b>
Avg. Per Game	255.0	324.0
Total Plays	55	63
Avg. Per Play	4.6	5.1
<b>NET YARDS RUSHING</b>	<b>54</b>	<b>165</b>
Avg. Per Game	54.0	165.0
Total Rushes	16	40
<b>NET YARDS PASSING</b>	<b>201</b>	<b>159</b>
Avg. Per Game	201.0	159.0
Sacked/Yards Lost	2/13	0/0
Gross Yards	214	159
Att./Completions	37/20	23/14
Completion Pct.	54.1	60.9
Had Intercepted	2	3
<b>PUNTS/AVERAGE</b>	<b>8/48.8</b>	<b>6/44.7</b>
<b>NET PUNTING AVG.</b>	<b>8/40.0</b>	<b>6/44.3</b>
<b>PENALTIES/YARDS</b>	<b>8/70</b>	<b>6/55</b>
<b>FUMBLES/BALL LOST</b>	<b>1/0</b>	<b>0/0</b>
<b>TOUCHDOWNS</b>	<b>2</b>	<b>2</b>
Rushing	0	1
Passing	1	1
Returns	1	0

SCORE BY PERIODS	1	2	3	4	OT	PTS
RAVENS	7	3	0	7	0	17
Opponents	7	0	7	6	0	20

SCORING	TD	RU	PA	RT	K/PAT	FG	S	PTS
Demps	1	0	0	1			0	6
Heap	1	0	1	0			0	6
Stover	0	0	0	0	2/2	1/1	0	5
RAVENS	2	0	1	1	2/2	1/1	0	17
Opponents	2	1	1	0	2/2	0	0	20

2-PT. CONVERSIONS: RAVENS 0-0; Opponents 0-0

SACKS: RAVENS 0.0, Opponents 2.0

PASSING	ATT	COMP	YARDS	COMP%	YDS/ATT	TD	TD%	INT	INT%	LG	SACK/LOST	RATING
Wright	37	20	214	54.1	5.78	1	2.7	2	5.4	35t	2/13	57.7
RAVENS	37	20	214	54.1	5.78	1	2.7	2	5.4	35t	2/13	57.7
Opponents	23	14	159	60.9	6.91	1	4.3	3	13.0	49t	0/0	56.5

## RUSHING

	NO	YDS	AVG	LG	TD
J. Lewis	14	35	2.5	8	0
Wright	2	19	9.5	11	0
RAVENS	16	54	3.4	11	0
Opponents	40	165	4.1	16	1

## RECEIVING

	NO	YDS	AVG	LG	TD
T. Taylor	7	82	11.7	30	0
Heap	6	80	13.3	35t	1
C. Taylor	2	19	9.5	16	0
T. Jones	2	16	8.0	9	0
J. Lewis	2	4	2.0	6	0
Robinson	1	13	13.0	13	0
RAVENS	20	214	10.7	35t	1
Opponents	14	159	11.4	49t	1

## INTERCEPTIONS

	NO	YDS	AVG	LG	TD
Demps	1	56	56.0	56t	1
Reed	1	23	23.0	23	0
McAllister	1	0	0.0	0	0
RAVENS	3	79	26.3	56t	1
Opponents	2	1	0.5	1	0

## PUNTING

	NO	YDS	AVG	TB	IN	LG	BLK
Zastudil	8	390	48.8	0	0	56	0
RAVENS	8	390	48.8	0	0	56	0
Opponents	6	268	44.7	0	4	63	0

## PUNT RETURNS

	RET	FC	YDS	AVG	LG	TD
Brightful	2	2	2	1.0	2	0
RAVENS	2	2	2	1.0	2	0
Opponents	6	1	70	11.7	17	0

## KICKOFF RETURNS

	NO	YDS	AVG	LG	TD
Brightful	2	34	17.0	26	0
C. Taylor	2	45	22.5	26	0
RAVENS	4	79	19.8	26	0
Opponents	4	61	15.3	24	0

## FIELD GOALS

	1-19	20-29	30-39	40-49	50+
Stover	0/0	0/0	0/0	1/1	0/0
RAVENS	0/0	0/0	0/0	1/1	0/0
Opponents	0/0	0/0	0/0	2/2	0/0

Stover: (43G)

Opponents: (45G,46G)

## DEFENSIVE

FROM COACHES VIDEO

PLAYER	TT	SOLO	AS	SACKS	YDS	INT	PD	FF	FR
Lewis, Ray	18	12	6	0	0	0	0	0	0
Douglas, Marques	10	7	3	0	0	0	0	0	0
Hartwell, Ed	10	7	3	0	0	0	0	0	0
Demps, Will	8	7	1	0	0	1	1	0	0
Gregg, Kelly	6	2	4	0	0	0	0	0	0
Weaver, Anthony	6	5	1	0	0	0	0	0	0
Baxter, Gary	5	5	0	0	0	0	0	0	0
McAllister, Chris	3	3	0	0	0	1	2	0	0
Parker, Riddick	3	3	0	0	0	0	0	0	0
Reed, Ed	3	3	0	0	0	1	2	0	0
Brown, Cornell	2	2	0	0	0	0	0	0	0
Kemoeatu, Maake	2	2	0	0	0	0	0	0	0
Suggs, Terrell	2	1	1	0	0	0	0	0	0
Johnson, Jarret	1	0	1	0	0	0	0	0	0
Knight, Tom	1	1	0	0	0	0	0	0	0
Williams, Chad	1	1	0	0	0	0	0	0	0

## SPECIAL TEAMS

FROM COACHES VIDEO

PLAYER	TT	SOLO	AS	FF	FR	BK
Smith, Musa	4	2	2	0	0	0
Morrow, Harold	3	1	2	0	0	0
Brightful, Lamont	1	1	0	0	0	0
Brown, Cornell	1	1	0	0	0	0
Demps, Will	1	1	0	0	0	0
Jones, Terry	1	1	0	0	0	0
Knight, Tom	1	1	0	0	0	0
Maese, Joe	1	1	0	0	0	0
Mughelli, Ovie	1	1	0	0	0	0
Scott, Bart	1	1	0	0	0	0
Franklin, Aubrayo	1	1	0	0	0	0





# 2004 STATISTICS

## RESULTS AND ATTENDANCE

### WON 9, LOST 7

09/12	L	3-20	at Cleveland	73,068
09/19	W	30-13	Pittsburgh	69,859
09/26	W	23-9	at Cincinnati	65,575
10/04	L	24-27	Kansas City	69,827
10/10	W	17-10	at Washington	90,287
10/17			Bye Week	
10/24	W	20-6	Buffalo	69,809
10/31	L	10-15	at Philadelphia	67,715
11/07	W	27-13	Cleveland	69,781
11/14	W	20-17 (OT)	at New York Jets	77,826
11/21	W	30-10	Dallas	69,924
11/28	L	3-24	at New England	68,756
12/05	L	26-27	Cincinnati	69,695
12/12	W	37-14	New York Giants	69,856
12/19	L	10-20	at Indianapolis	57,240
12/26	L	7-20	at Pittsburgh	64,227
1/2/05	W	30-23	Miami	69,843

## TEAM STATISTICS

	RAVENS	OPPONENT
<b>TOTAL FIRST DOWNS</b>	<b>260</b>	<b>273</b>
Rushing	103	88
Passing	135	158
Penalty	22	27
3rd Down: Made/Att	81/231	75/218
3rd Down Pct.	35.1	34.4
4th Down: Made/Att	4/15	2/8
4th Down Pct.	26.7	25.0
<b>POSSESSION AVG.</b>	<b>29:36</b>	<b>30:24</b>
<b>TOTAL NET YARDS</b>	<b>4375</b>	<b>4803</b>
Avg. Per Game	273.4	300.2
Total Plays	991	1009
Avg. Per Play	4.4	4.8
<b>NET YARDS RUSHING</b>	<b>2063</b>	<b>1681</b>
Avg. Per Game	128.9	105.1
Total Rushes	491	469
<b>NET YARDS PASSING</b>	<b>2312</b>	<b>3122</b>
Avg. Per Game	144.5	195.1
Sacked/Yards Lost	35/247	39/264
Gross Yards	2559	3386
Att./Completions	465/258	501/276
Completion Pct.	55.5	55.1
Had Intercepted	11	21
<b>PUNTS/AVERAGE</b>	<b>97/40.6</b>	<b>94/40.1</b>
<b>NET PUNTING AVG.</b>	<b>97/34.6</b>	<b>94/33.1</b>
<b>PENALTIES/YARDS</b>	<b>94/894</b>	<b>101/798</b>
<b>FUMBLES/BALL LOST</b>	<b>26/12</b>	<b>23/13</b>
<b>TOUCHDOWNS</b>	<b>33</b>	<b>27</b>
Rushing	11	9
Passing	13	14
Returns	9	4

SCORE BY PERIODS	1	2	3	4	OT	PTS
<b>RAVENS</b>	<b>63</b>	<b>89</b>	<b>75</b>	<b>87</b>	<b>3</b>	<b>317</b>
<b>OPPONENTS</b>	<b>46</b>	<b>59</b>	<b>57</b>	<b>106</b>	<b>0</b>	<b>268</b>

SCORING	TD	RU	PA	RT	K/PAT	FG	S	PTS
Stover	0	0	0	0	30/30	29/32	0	117
J. Lewis	7	7	0	0			0	42
Moore	4	0	4	0			0	26
Heap	3	0	3	0			0	18
Sams	3	1	0	2			0	18
Hymes	2	0	2	0			0	12
McAlister	2	0	0	2			0	12
Reed	2	0	0	2			0	12
C. Taylor	2	2	0	0			0	12
Boller	1	1	0	0			0	6
Dinkins	1	0	1	0			0	6
J. Johnson	1	0	0	1			0	6
K. Johnson	1	0	1	0			0	6
Jones	1	0	1	0			0	6
Sanders	1	0	0	1			0	6
Wilcox	1	0	1	0			0	6
Williams	1	0	0	1			0	6
<b>RAVENS</b>	<b>33</b>	<b>11</b>	<b>13</b>	<b>9</b>	<b>30/30</b>	<b>29/32</b>	<b>0</b>	<b>317</b>
<b>Opponents</b>	<b>27</b>	<b>9</b>	<b>14</b>	<b>4</b>	<b>24/24</b>	<b>26/31</b>	<b>1</b>	<b>268</b>

**2-PT. CONVERSIONS:** Moore, RAVENS 1-3, Opponents 1-3

**SACKS:** Suggs 10.5, Thomas 8.0, Douglas 5.5, Weaver 4.0, Demps 2.5, Baxter 2.0, Reed 2.0, Williams 2.0, Gregg 1.5, R. Lewis 1.0, RAVENS 39.0, Opponents 35.0

PASSING	ATT	COMP	YARDS	COMP%	YDS/ATT	TD	TD%	INT	INT%	LG	SACK/LOST	RATING
Boller	464	258	2559	55.6	5.52	13	2.8	11	2.4	57t	35/247	70.9
Hymes	1	0	0	0.0	0.00	0	0.0	0	0.0	0	0/0	39.6
<b>RAVENS</b>	<b>465</b>	<b>258</b>	<b>2559</b>	<b>55.5</b>	<b>5.50</b>	<b>13</b>	<b>2.8</b>	<b>11</b>	<b>2.4</b>	<b>57t</b>	<b>35/247</b>	<b>70.7</b>
<b>Opponents</b>	<b>501</b>	<b>276</b>	<b>3386</b>	<b>55.1</b>	<b>6.76</b>	<b>14</b>	<b>2.8</b>	<b>21</b>	<b>4.2</b>	<b>76t</b>	<b>39/264</b>	<b>68.0</b>

## RUSHING

	NO	YDS	AVG	LG	TD
J. Lewis	235	1006	4.3	75t	7
C. Taylor	160	714	4.5	47	2
Boller	53	189	3.6	19	1
White	27	82	3.0	16	0
White	14	62	4.4	16	0
M. Smith	12	48	4.0	13	0
Ricard	10	36	3.6	14	0
Sams	4	19	4.8	8	1
K. Johnson	1	0	0.0	0	0
Stewart	1	-1	-1.0	-1	0
Sanders	1	-10	-10.0	-10	0
<b>RAVENS</b>	<b>491</b>	<b>2063</b>	<b>4.2</b>	<b>75t</b>	<b>11</b>
<b>Opponents</b>	<b>469</b>	<b>1681</b>	<b>3.6</b>	<b>35t</b>	<b>9</b>

## RECEIVING

	NO	YDS	AVG	LG	TD
K. Johnson	35	373	10.7	35	1
T. Taylor	34	421	12.4	47	0
C. Taylor	30	184	6.1	23	0
Heap	27	303	11.2	37	3
Hymes	26	323	12.4	57t	2
Wilcox	25	219	8.8	20	1
Moore	24	293	12.2	52	4
Jones	20	152	7.6	19	1
Ricard	11	39	3.5	8	0
J. Lewis	10	116	11.6	46	0
Dinkins	9	94	10.4	18	1
White	6	21	3.5	12	0
White	2	4	2.0	6	0
M. Smith	2	31	15.5	25	0
Darling	2	5	2.5	4	0
Sams	1	2	2.0	2	0
<b>RAVENS</b>	<b>258</b>	<b>2559</b>	<b>9.9</b>	<b>57t</b>	<b>13</b>
<b>Opponents</b>	<b>276</b>	<b>3386</b>	<b>12.3</b>	<b>76t</b>	<b>14</b>

## INTERCEPTIONS

	NO	YDS	AVG	LG	TD
Reed	9	358	39.8	106t	1
Williams	3	156	52.0	94	1
Sanders	3	87	29.0	48t	1
McAlister	1	51	51.0	51t	1
Baxter	1	33	33.0	33	0
Thomas	1	8	8.0	8	0
J. Johnson	1	6	6.0	6t	1
Weaver	1	1	1.0	1	0
Demps	1	0	0.0	0	0
<b>RAVENS</b>	<b>21</b>	<b>700</b>	<b>33.3</b>	<b>106t</b>	<b>5</b>
<b>Opponents</b>	<b>11</b>	<b>172</b>	<b>15.6</b>	<b>71</b>	<b>0</b>

	PUNTING	NO	YDS	AVG	NET	TB	IN	LG	BLK
Zastudil	73	2948	40.4	34.6	12	26	61	0	
Murphy	18	777	43.2	36.6	2	6	54	0	
Stewart	5	177	35.4	31.2	0	2	42	0	
Stover	1	33	33.0	13.0	1	0	33	0	
<b>RAVENS</b>	<b>97</b>	<b>3935</b>	<b>40.6</b>	<b>34.6</b>	<b>15</b>	<b>34</b>	<b>61</b>	<b>0</b>	
<b>Opponents</b>	<b>94</b>	<b>3767</b>	<b>40.1</b>	<b>33.1</b>	<b>2</b>	<b>24</b>	<b>59</b>	<b>0</b>	

	PUNT RETURNS	RET	FC	YDS	AVG	LG	TD
Sams	55	12	575	10.5	78t	2	
Sanders	5	0	41	8.2	23	0	
<b>RAVENS</b>	<b>60</b>	<b>12</b>	<b>616</b>	<b>10.3</b>	<b>78t</b>	<b>2</b>	
<b>Opponents</b>	<b>36</b>	<b>21</b>	<b>281</b>	<b>7.8</b>	<b>18</b>	<b>0</b>	

## KICKOFF RETURNS

	NO	YDS	AVG	LG	TD
Sams	59	1251	21.2	64	0
White	4	99	24.8	44	0
Dinkins	1	7	7.0	7	0
J. Johnson	1	6	6.0	6	0
<b>RAVENS</b>	<b>61</b>	<b>1264</b>	<b>20.7</b>	<b>64</b>	<b>0</b>
<b>Opponents</b>	<b>65</b>	<b>1509</b>	<b>23.2</b>	<b>95t</b>	<b>2</b>

## FIELD GOALS

	1-19	20-29	30-39	40-49	50+
Stover	2/2	9/9	7/8	9/10	2/3
<b>RAVENS</b>	<b>2/2</b>	<b>9/9</b>	<b>7/8</b>	<b>9/10</b>	<b>2/3</b>
<b>Opponents</b>	<b>1/1</b>	<b>13/13</b>	<b>3/4</b>	<b>8/10</b>	<b>1/3</b>

**Stover:** (42G)(35G,27G,34G)(21G)(50G)(33G)(24G,50N,19G)(44G)(44G,39G,43G,36G)(24G,42G)(50G)(22G)(20G,22G,38G,45G)(46G,44G,27G)(42G,31B)(44N)(25G,19G,33G)

**Opponents:** (37G,25G)(48N)(29G,47G,26G)(42G,38G)(26G)(24G,21G)(20G,41G,43G)(50G,29G)(20G)(19G,41N)(28G,40G,48G)(53N,41G,24G)(0)(24G,33G,33N)(23G,40G)(53N)



# 2004 STATISTICS

## DEFENSIVE

FROM COACHES VIDEO

PLAYER	TT	SOLO	AS	SACKS	YDS	INT	YDS	PD	FF	FR
Lewis, Ray	200	122	78	1	9	0	0	3	1	2
Hartwell, Ed	141	83	58	0	0	0	0	0	1	0
Douglas, Marques	92	47	45	5.5	37.5	0	0	2	1	0
Gregg, Kelly	89	54	35	1.5	5.5	0	0	2	1	1
Reed, Ed	89	80	9	2	28	9	358	17	3	2
Baxter, Gary	86	78	8	2	8	1	33	14	2	0
Demps, Will	86	72	14	2.5	23.5	1	0	8	2	2
Thomas, Adalius	80	48	32	8	28	1	8	5	4	0
Suggs, Terrell	72	48	24	10.5	83.5	0	0	1	1	2
Weaver, Anthony	61	35	26	4	23	1	1	5	0	1
Kemoatu, Maaake	48	27	21	0	0	0	0	0	0	0
McAlister, Chris*	44	38	6	0	0	1	51	8	0	2
Williams, Chad	32	31	1	2	18	3	158	6	0	0
Johnson, Jarret	30	17	13	0	0	1	6	1	0	1
Fuller, Corey	14	13	1	0	0	0	0	0	0	0
Walls, Ray	12	10	2	0	0	0	0	2	0	0
Brown, Cornell	10	6	4	0	0	0	0	0	0	0
Sanders, Deion	9	8	1	0	0	3	87	7	0	0
Franklin, Aubrayo	7	3	4	0	0	0	0	1	0	0
Slaughter, T.J.	7	4	3	0	0	0	0	0	0	0
Scott, Bart	5	3	2	0	0	0	0	0	0	0
Edwards, Dwan	4	1	3	0	0	0	0	0	0	0
Green, Roderick	1	1	0	0	0	0	0	0	0	0
<b>Totals</b>	<b>1219</b>	<b>829</b>	<b>390</b>	<b>39.0</b>	<b>264.0</b>	<b>21</b>	<b>700</b>	<b>82</b>	<b>16</b>	<b>13</b>

\* McAlister recovered an Ed Reed fumble vs. Cin. (12/5) after Reed intercepted a pass

## SPECIAL TEAMS

FROM COACHES VIDEO

PLAYER	TT	SOLO	AS	FF	FR	BK
Morrow, Harold	21	15	6	0	0	0
Scott, Bart	17	10	7	0	1	0
Thomas, Adalius	16	15	1	0	0	0
Williams, Chad	14	10	4	0	0	0
Brown, Cornell	8	6	2	0	0	0
Slaughter, T.J.	8	7	1	1	0	0
Smith, Musa	8	8	0	0	0	0
Wilcox, Daniel	8	8	0	0	0	0
Fuller, Corey	7	5	2	0	0	0
Taylor, Chester	7	6	1	0	0	0
Walls, Ray	7	5	2	0	1	0
Green, Rod	5	4	1	0	0	0
Demps, Will	4	4	0	0	0	0
Dinkins, Darnell	3	2	1	0	0	0
White, Jamel	3	3	0	0	0	0
Maese, Joe	2	2	0	0	0	0
Mughelli, Ovie	2	2	0	0	0	0
Sams, B.J.	2	2	0	0	0	0
Hartwell, Ed	1	0	1	0	1	0
Richey, Wade	1	1	0	0	0	0
<b>Totals</b>	<b>144</b>	<b>115</b>	<b>29</b>	<b>1</b>	<b>3</b>	<b>0</b>

## TOP THREE

SOLO	SACKS	FF	FR	PD
122 Ray Lewis	10.5 Terrell Suggs	4 Adalius Thomas	2 5 tied	17 Ed Reed
83 Ed Hartwell	8.0 Adalius Thomas	3 Ed Reed	1 3 tied	14 Gary Baxter
80 Ed Reed	5.5 Marques Douglas	2 2 tied		8 2 tied

## USUAL STARTERS

OFFENSE		DEFENSE	
WR 89	Travis Taylor	DE 98	Anthony Weaver
LT 75	Jonathan Ogden	NT 97	Kelly Gregg
LG 64	Edwin Mulitalo	DE 94	Marques Douglas
C 62	Casey Rabach	LOLB 55	Terrell Suggs
RG 66	Bennie Anderson	LILB 56	Edgerton Hartwell
RT 78	Orlando Brown	RILB 52	Ray Lewis
TE 86	Todd Heap	ROLB 96	Adalius Thomas
	82 Terry Jones	LCB 21	Chris McAlister
WR 80	Randy Hymes	RCB 28	Gary Baxter
QB 7	Kyle Boller	SS 20	Ed Reed
RB 31	Jamal Lewis	FS 47	Will Demp
FB 39	Alan Ricard		

## COACHES

**Brian Billick**, Head Coach; **Matt Cavanaugh**, Offensive Coordinator; **Mike Nolan**, Defensive Coordinator; **Gary Zauner**, Special Teams Coordinator; **Jim Fassel**, Senior Consultant/Offense; **Jim Colletto**, Offensive Line; **Jedd Fisch**, Offensive Assistant; **Jeff FitzGerald**, Outside Linebackers; **Jeff Friday**, Strength and Conditioning; **Wade Harman**, Tight Ends/Asst. Offensive Line; **Johnnie Lynn**, Secondary; **Mike Pettine**, Defensive Assistant; **Paul Ricci**, Asst. Strength and Conditioning; **Rex Ryan**, Defensive Line; **David Shaw**, Wide Receivers; **Mike Singletary**, Inside Linebackers; **Matt Simon**, Running Backs; **Bennie Thompson**, Special Teams Assistant; **Dennis Thurman**, Secondary; **Phil Zacharias**, Defensive Assistant

## RAVENS HONOR ROLL

**Pro Bowl:** LB Ray Lewis (starter), CB Chris McAlister (starter), T Jonathan Ogden (starter), S Ed Reed (starter), LB Terrell Suggs

**AP Defensive Player of the Year:** S Ed Reed

**All-Pro:** LB Ray Lewis (AP-1st team, FD-1st team, PFW, SI, TSN), CB Chris McAlister (AP-2nd team, FD-1st team, PFW),

T Jonathan Ogden (AP-2nd team, PFW, FD-1st team, SI, TSN), S Ed Reed (AP-1st team, FD-2nd team, SI, TSN)

**Pro Football Weekly Defensive Most Valuable Player:** S Ed Reed

**Pro Football Weekly All-AFC:** RB Jamal Lewis, T Jonathan Ogden, LB Ray Lewis, S Ed Reed, LB Adalius Thomas (ST)

**Football Digest Defensive Player of the Year:** S Ed Reed

**Football Digest Assistant Coach of the Year:** Defensive Coordinator Mike Nolan

**NFL Players of the Month/Week:** RS B.J. Sams (Oct.) – Special Teams, S Ed Reed (Nov.) – Defense, CB Deion Sanders (Week 7) – Defense, S

Ed Reed (Week 9) – Defense, QB Kordell Stewart (Week 10) – Special Teams, QB Kyle Boller (Week 14) – Offense

**Ravens Nest Lineman of the Year:** DT Ma'ake Kemoatu

**Ravens Roost Extra Effort Award:** QB Kyle Boller

**Ravens Roost Unsung Hero:** C/G Casey Rabach

**Ed Block Courage Award:** T Orlando Brown

## SEASON TRENDS

Record	9-7	When Scoring First	3-2
vs. AFC North	3-3	When Not Scoring First	6-5
vs. AFC	6-6	Positive or Even Turnover Ratio	8-3
vs. NFC	3-1	Negative Turnover Ratio	1-4
Home	6-2	Winning or even Penalty Ratio	5-6
Away	3-5	Losing Penalty Ratio	4-1
On Grass	1-4	With a 100-Yard Rusher	4-2
On Artificial Turf	8-3	With a 100-Yard Receiver	0-0
Outdoors	9-6	Without a 100-Yard Rusher	5-5
Indoors	0-1	Without a 100-Yard Receiver	9-7
Leading at Halftime	6-1	When Allowing a 100-Yard Rusher	1-3
Trailing at Halftime	3-3	When Not Allowing a 100-Yard Rusher	8-4
Tied at Halftime	0-3	When Allowing a 100-Yard Receiver	4-2
Leading After 3 Quarters	7-1	When Not Allowing a 100-Yard Receiver	6-5
Tied After 3 Quarters	0-0	With a 300-Yard Passer	0-0
Trailing After 3 Quarters	2-6	Without a 300-Yard Passer	9-7
Winning Coin Toss	4-4	Allowing a 300-Yard (net) Passer	0-1
Losing Coin Toss	5-3	Not Allowing a 300-Yard (net) Passer	9-6
Decided by 7 Points or Less	3-3	Overtime	1-0
Decided By 3 Points or Less	1-2	Preseason	3-1

# 2005 STATISTICS

## RESULTS AND ATTENDANCE

### WON 6, LOST 10

09/11	L	7-24	Indianapolis	70,501
09/18	L	10-25	at Tennessee	69,149
09/25			Bye Week	
10/02	W	13-3	NY Jets	70,479
10/09	L	17-35	at Detroit	61,201
10/16	W	16-3	Cleveland	70,196
10/23	L	6-10	at Chicago	62,102
10/31	L	19-20	at Pittsburgh	64,178
11/06	L	9-21	Cincinnati	70,540
11/13	L	3-30	at Jacksonville	66,107
11/20	W	16-13 (OT)	Pittsburgh	70,601
11/27	L	29-42	at Cincinnati	65,680
12/04	W	16-15	Houston	69,909
12/11	L	10-12	at Denver	75,651
12/19	W	48-3	Green Bay	70,604
12/25	W	30-23	Minnesota	70,246
01/06	L	16-20	at Cleveland	69,871

## TEAM STATISTICS

	RAVENS	OPPONENT
<b>TOTAL FIRST DOWNS</b>	<b>286</b>	<b>277</b>
Rushing	97	79
Passing	163	161
Penalty	26	37
3rd Down: Made/Att	95/243	79/219
3rd Down Pct.	39.1	36.1
4th Down: Made/Att	11/19	4/12
4th Down Pct.	57.9	33.3
<b>POSSESSION AVG.</b>	<b>30:22</b>	<b>29:38</b>
<b>TOTAL NET YARDS</b>	<b>4693</b>	<b>4555</b>
Avg. Per Game	293.3	284.7
Total Plays	1056	998
Avg. Per Play	4.4	4.6
<b>NET YARDS RUSHING</b>	<b>1605</b>	<b>1591</b>
Avg. Per Game	100.3	99.4
Total Rushes	452	431
<b>NET YARDS PASSING</b>	<b>3088</b>	<b>2964</b>
Avg. Per Game	193.0	185.3
Sacked/Yards Lost	42/293	41/264
Gross Yards	3381	3228
Att./Completions	562/335	526/296
Completion Pct.	59.6	56.3
Had Intercepted	21	11
<b>PUNTS/AVERAGE</b>	<b>86/42.8</b>	<b>89/40.5</b>
<b>NET PUNTING AVG.</b>	<b>86/35.6</b>	<b>89/33.0</b>
<b>PENALTIES/YARDS</b>	<b>139/1067</b>	<b>110/844</b>
<b>FUMBLES/BALL LOST</b>	<b>28/15</b>	<b>27/14</b>
<b>TOUCHDOWNS</b>	<b>25</b>	<b>30</b>
Rushing	5	8
Passing	17	18
Returns	3	4

## SCORE BY PERIODS

	1	2	3	4	OT	PTS
<b>RAVENS</b>	<b>50</b>	<b>77</b>	<b>44</b>	<b>91</b>	<b>3</b>	<b>265</b>
<b>OPPONENTS</b>	<b>54</b>	<b>75</b>	<b>90</b>	<b>80</b>	<b>0</b>	<b>299</b>

## SCORING

	TD	RU	PA	RT	K/PAT	FG	S	PTS
Stover	0	0	0	0	23/23	30/34	0	113
Heap	7	0	7	0			0	42
J. Lewis	4	3	1	0			0	24
Clayton	3	1	2	0			0	18
Mason	3	0	3	0			0	18
Thomas	3	0	0	3			0	18
Hymes	2	0	2	0			0	12
Boller	1	1	0	0			0	6
Taylor	1	0	1	0			0	6
Wilcox	1	0	1	0			0	6
J. Green	0	0	0	0			0	2
Elling	0	0	0	0	0/0	0/1	0	0
<b>RAVENS</b>	<b>25</b>	<b>5</b>	<b>17</b>	<b>3</b>	<b>23/23</b>	<b>30/35</b>	<b>0</b>	<b>265</b>
<b>Opponents</b>	<b>30</b>	<b>8</b>	<b>18</b>	<b>4</b>	<b>28/29</b>	<b>29/31</b>	<b>1</b>	<b>299</b>

2-PT. CONVERSIONS: J. Green, RAVENS 1-2; Opponents 1-1

**SACKS:** Thomas 9.0, Suggs 8.0, Polley 4.0, Scott 4.0, Boulware 2.5, Gregg 2.5, R. Green 2.0, Weaver 2.0, (group) 2.0, J. Johnson 1.5, Williams 1.5, Franklin 1.0, Kemoeatu 1.0, R. Lewis 1.0 **RAVENS 42.0; Opponents 42.0**

PASSING	ATT	COMP	YARDS	COMP%	YDS/ATT	TD	TD%	INT	INT%	LG	SACK/LOST	RATING
Boller	293	171	1799	58.4	6.14	11	3.8	12	4.1	47t	23/146	71.8
Wright	266	164	1582	61.7	5.95	6	2.3	9	3.4	48	19/147	71.7
Hymes	2	0	0	0.0	0.00	0	0.0	0	0.0	0	0/0	39.6
Clayton	1	0	0	0.0	0.00	0	0.0	0	0.0	0	0/0	39.6
<b>RAVENS</b>	<b>562</b>	<b>335</b>	<b>3381</b>	<b>59.6</b>	<b>6.02</b>	<b>17</b>	<b>3.0</b>	<b>21</b>	<b>3.7</b>	<b>48</b>	<b>42/293</b>	<b>71.3</b>
<b>Opponents</b>	<b>526</b>	<b>296</b>	<b>3228</b>	<b>56.3</b>	<b>6.14</b>	<b>18</b>	<b>3.4</b>	<b>11</b>	<b>2.3</b>	<b>56</b>	<b>41/264</b>	<b>76.4</b>

## RUSHING

	NO	YDS	AVG	LG	TD
J. Lewis	269	906	3.4	25	3
Taylor	117	487	4.2	52	0
Wright	18	68	3.8	22	0
Boller	23	66	2.9	9	1
Clayton	8	33	4.1	11t	1
Stewart	4	24	6.0	13	0
White	6	17	2.8	5	0
J. Green	5	4	0.8	4	0
Sanders	1	0	0.0	0	0
Zastudil	1	0	0.0	0	0
<b>RAVENS</b>	<b>452</b>	<b>1605</b>	<b>3.6</b>	<b>52</b>	<b>5</b>
<b>Opponents</b>	<b>431</b>	<b>1591</b>	<b>3.7</b>	<b>77t</b>	<b>8</b>

## RECEIVING

	NO	YDS	AVG	LG	TD
Mason	86	1073	12.5	39t	3
Heap	75	855	11.4	48	7
Clayton	44	471	10.7	47t	2
Taylor	41	292	7.1	20	1
J. Lewis	32	191	6.0	15t	1
Wilcox	20	154	7.7	17t	1
Hymes	11	132	12.0	21	2
J. Green	7	32	4.6	8	0
Dinkins	6	55	9.2	15	0
Moore	3	59	19.7	24	0
Mughelli	3	13	4.3	6	0
Mu. Smith	3	5	1.7	4	0
P. Johnson	2	31	15.5	19	0
Ricard	2	18	9.0	11	0
<b>RAVENS</b>	<b>335</b>	<b>3381</b>	<b>10.1</b>	<b>48</b>	<b>17</b>
<b>Opponents</b>	<b>296</b>	<b>3228</b>	<b>10.9</b>	<b>56</b>	<b>18</b>

## INTERCEPTIONS

	NO	YDS	AVG	LG	TD
Sanders	2	57	28.5	33	0
Thomas	2	48	24.0	28	1
Suggs	2	38	19.0	38	0
Reed	1	23	23.0	23	0
Williams	1	14	14.0	14	0
Rolle	1	11	11.0	11	0
Polley	1	2	2.0	2	0
R. Lewis	1	0	0.0	0	0
McAlister	1	0	0.0	0	0
<b>RAVENS</b>	<b>12</b>	<b>193</b>	<b>16.1</b>	<b>48</b>	<b>1</b>
<b>Opponents</b>	<b>21</b>	<b>256</b>	<b>12.2</b>	<b>37</b>	<b>3</b>

## PUNTING

	NO	YDS	AVG	NET	TB	IN	LG	BLK
Zastudil	84	3653	43.5	35.7	7	11	60	1
Elling	1	32	32.0	32.0	0	1	32	0
<b>RAVENS</b>	<b>86</b>	<b>3685</b>	<b>42.8</b>	<b>35.6</b>	<b>7</b>	<b>12</b>	<b>60</b>	<b>1</b>
<b>Opponents</b>	<b>89</b>	<b>3605</b>	<b>40.5</b>	<b>33.0</b>	<b>12</b>	<b>30</b>	<b>61</b>	<b>0</b>

## PUNT RETURNS

	RET	FC	YDS	AVG	LG	TD
Sams	33	10	401	12.2	51	0
Clayton	6	2	30	5.0	10	0
Sanders	0	1	0	---	---	0
<b>RAVENS</b>	<b>39</b>	<b>13</b>	<b>431</b>	<b>11.1</b>	<b>51</b>	<b>0</b>
<b>Opponents</b>	<b>55</b>	<b>12</b>	<b>481</b>	<b>8.7</b>	<b>62t</b>	<b>1</b>

## KICKOFF RETURNS

	NO	YDS	AVG	LG	TD
Sams	44	998	22.7	87	0
Taylor	12	253	21.1	45	0
White	2	18	9.0	9	0
Dinkins	1	10	10.0	10	0
J. Green	1	10	10.0	10	0
<b>RAVENS</b>	<b>60</b>	<b>1289</b>	<b>21.5</b>	<b>87</b>	<b>0</b>
<b>Opponents</b>	<b>62</b>	<b>1352</b>	<b>21.8</b>	<b>59</b>	<b>0</b>

## FIELD GOALS

	1-19	20-29	30-39	40-49	50+
Stover	1/1	8/8	10/11	11/14	0/0
Elling	0/0	0/0	0/0	0/0	0/1
<b>RAVENS</b>	<b>1/1</b>	<b>8/8</b>	<b>10/11</b>	<b>11/14</b>	<b>0/1</b>
<b>Opponents</b>	<b>0/0</b>	<b>12/12</b>	<b>9/9</b>	<b>8/10</b>	<b>0/0</b>

**Stover:** (38N,47N,45N)(30)(42,25)(46)(39,27,38)(40,29)(22,43N,40,49,47)(34,32,31)(41)(47,25,44)(38)(29)(23,40)(37,38,19)(21,43,31)

**Elling:** 0(0)0(0)0(0)0(0)0(54N)0(0)0(0)

**Opponents:** (20)(39,29,47)(21)(24)(23,47N)(42,37)(48N)(48,33,26)(44,37)(26,31)(39,26,22,29,39)(47,48)(27)(36,40,46)(21,39)





# 2005 STATISTICS

## DEFENSIVE

FROM COACHES VIDEO

PLAYER	TT	SOLO	AS	SACKS	YDS	INT	YDS	PD	FF	FR
Polley, Tommy	134	95	39	4	29	0	0	2	2	1
Scott, Bart	119	77	42	4	24.5	0	0	5	1	1
Thomas, Adalius	104	70	34	9	75	2	48	9	3	4
Gregg, Kelly	102	61	41	2.5	15	0	0	4	0	0
Suggs, Terrell	86	65	21	8	64.5	2	38	3	6	1
Lewis, Ray	77	47	30	1	1	1	0	3	0	1
Demps, Will	70	56	14	0	0	0	0	3	0	2
Kemoeatu, Maake	70	44	26	1	2	0	0	0	0	1
Johnson, Jarret	61	37	24	1.5	4	0	0	2	0	1
McAlister, Chris	53	47	6	0	0	1	0	20	1	0
Williams, Chad	47	34	13	1.5	12	1	14	3	2	0
Weaver, Anthony	46	35	11	2	11	0	0	2	0	1
Rolle, Samari	45	40	5	0	0	1	11	14	1	0
Reed, Ed	40	36	4	0	0	1	23	12	0	0
Sanders, Deion	40	30	10	0	0	2	57	7	0	0
Edwards, Dwan	38	23	15	0	0	0	0	0	0	0
Franklin, Aubrayo	34	18	16	1	1	0	0	1	0	0
Carter, Dale	18	17	1	0	0	0	0	1	0	0
Boulware, Peter	15	6	9	2.5	18	0	0	1	0	0
Green, Roderick	4	4	0	2	4	0	0	0	0	0
Ward, B.J.	4	4	0	0	0	0	0	0	0	1
<b>Totals</b>	<b>1207</b>	<b>846</b>	<b>361</b>	<b>42</b>	<b>261</b>	<b>11</b>	<b>191</b>	<b>92</b>	<b>16</b>	<b>14</b>

## SPECIAL TEAMS

FROM COACHES VIDEO

PLAYER	TT	SOLO	AS	FF	FR	BK
Wilcox, Daniel	18	12	6	0	1	0
Green, Roderick	17	12	5	0	1	0
Ward, B.J.	17	11	6	1	0	0
Mughelli, Ovie	16	15	1	0	0	0
Scott, Bart	15	12	3	2	0	0
Taylor, Chester	13	10	3	0	0	0
Williams, Chad	12	10	2	0	0	0
Carter, Dale	10	10	0	1	0	0
Dinkins, Darnell	10	9	1	0	0	0
Katula, Matt	10	7	3	0	0	0
Demps, Will	7	3	4	0	0	0
Green, Justin	4	3	1	0	0	0
Thomas, Adalius	4	4	0	0	0	0
Polley, Tommy	3	1	2	0	0	0
Clayton, Mark	2	2	0	0	0	0
Haley, Dennis	2	2	0	0	0	0
Oglesby, Evan	2	1	1	0	0	0
Smith, Mike	2	1	1	0	0	0
Smith, Musa	2	2	0	0	0	0
Elling, Aaron	1	1	0	0	0	0
Nelson, Jim	1	1	0	0	0	0
Stover, Matt	1	1	0	0	0	0
Woodfin, Zac	1	1	0	0	0	0
Zastudil, Dave	1	1	0	0	0	0
<b>Totals</b>	<b>171</b>	<b>132</b>	<b>39</b>	<b>4</b>	<b>2</b>	<b>0</b>

## TOP THREE

SOLO	SACKS	FF	FR	PD
95 Tommy Polley	9 Adalius Thomas	6 Terrell Suggs	4 Adalius Thomas	20 Chris McAlister
77 Bart Scott	8 Terrell Suggs	3 Adalius Thomas	2 Will Demps	14 Samari Rolle
70 Adalius Thomas	4 2 Tied	2 2 Tied	1 8 Tied	12 Ed Reed

## USUAL STARTERS

OFFENSE		DEFENSE	
WR 89	Mark Clayton	LDE 98	Anthony Weaver
LT 75	Jonathan Ogden	DT 97	Kelly Gregg
LG 64	Edwin Mulitalo	NT 92	Maake Kemoeatu
C 62	Mike Flynn	RDE 55	Terrell Suggs
RG 68	Keydrick Vincent	LLB 96	Adalius Thomas
RT 77	Orlando Brown	MLB 50	Tommy Polley
TE 86	Todd Heap	RLB 57	Bart Scott
WR 85	Derrick Mason	LCB 21	Chris McAlister
QB 7	Kyle Boller	RCB 22	Samari Rolle
RB 31	Jamal Lewis	SS 20	Ed Reed
FB 34	Ovie Mughelli	FS 47	Will Demps

## COACHES

**Brian Billick**, Head Coach; **Jim Fassel**, Offensive Coordinator; **Rex Ryan**, Defensive Coordinator; **Gary Zauner**, Special Teams Coordinator; **Clarence Brooks**, Defensive Line; **John Fassel**, Offensive Assistant; **Jedd Fisch**, Asst. Quarterbacks/Wide Receivers; **Jeff FitzGerald**, Linebackers; **Chris Foerster**, Asst. Head Coach/Offensive Line; **Jeff Friday**, Strength and Conditioning; **Wade Harman**, Tight Ends/Asst. Offensive Line; **Johnnie Lynn**, Secondary; **Rick Neuheisel**, Quarterbacks; **Mike Pettine**, Outside Linebackers; **Paul Ricci**, Asst. Strength and Conditioning; **David Shaw**, Wide Receivers; **Matt Simon**, Running Backs; **Bennie Thompson**, Asst. Special Teams; **Dennis Thurman**, Secondary

## RAVENS HONOR ROLL

**Pro Bowl:** LT Jonathan Ogden (starter); TE Todd Heap and S Ed Reed (alternates)  
**FedEx Air Player of the Week:** QB Kyle Boller (Week 16)  
**Pro Football Weekly/PFWA All-Rookie Team:** WR Mark Clayton  
**The Sporting News All-Pro:** PR B.J. Sams  
**USA Today All-Joe Team:** DT Kelly Gregg  
**NFL Players of the Week:** K Matt Stover (Week 11) – Special Teams; LB Terrell Suggs (Week 13) – Defense  
**Ravens Nest Player of the Year:** LB Bart Scott  
**Ravens Roost Extra Effort Award:** DE Jarret Johnson  
**Ravens Roost Unsung Hero:** LB Adalius Thomas  
**Ed Block Courage Award:** CB Dale Carter

## SEASON TRENDS

Record	6-10	When Scoring First	4-4
vs. AFC North	2-4	When Not Scoring First	1-6
vs. AFC	4-8	Positive or Even Turnover Ratio	4-4
vs. NFC	2-2	Negative Turnover Ratio	2-6
Home	6-2	Winning or Even Penalty Ratio	3-2
Away	0-8	Losing Penalty Ratio	3-8
On Grass	0-6	With a 100-Yard Rusher	1-1
On Artificial Turf	6-4	With a 100-Yard Receiver	2-1
Outdoors	6-9	Without a 100-Yard Rusher	5-9
Indoors	0-1	Without a 100-Yard Receiver	4-9
Leading at Halftime	5-1	When Allowing a 100-Yard Rusher	0-4
Trailing at Halftime	1-8	When Not Allowing a 100-Yard Rusher	5-7
Tied at Halftime	0-1	When Allowing a 100-Yard Receiver	0-3
Leading After 3 Quarters	5-0	When Not Allowing a 100-Yard Receiver	6-7
Tied After 3 Quarters	0-0	With a 300-Yard Passer	0-0
Trailing After 3 Quarters	1-10	Without a 300-Yard Passer	6-10
Winning Coin Toss	3-5	Allowing a 300-Yard (net) Passer	0-1
Losing Coin Toss	3-5	Not Allowing a 300-Yard (net) Passer	6-9
Decided by 7 Points or Less	3-4	Overtime	1-0
Decided By 3 Points or Less	2-2	Preseason	2-2

# 2006 STATISTICS

## RESULTS AND ATTENDANCE

### WON 13, LOST 3 (AFC NORTH CHAMPIONS)

9/10	W	27-0	at Tampa Bay	65,087
9/17	W	28-6	Oakland	70,744
9/24	W	15-14	at Cleveland	72,474
10/01	W	16-13	San Diego	70,743
10/09	L	3-13	at Denver	76,355
10/15	L	21-23	Carolina	70,762
10/22			Bye Week	
10/29	W	35-22	at New Orleans	69,152
11/05	W	26-20	Cincinnati	70,792
11/12	W	27-26	at Tennessee	69,143
11/19	W	24-10	Atlanta	70,790
11/26	W	27-0	Pittsburgh	70,946
11/30	L	7-13	at Cincinnati	65,973
12/10	W	20-10	at Kansas City	77,232
12/17	W	27-17	Cleveland	70,857
12/24	W	31-7	at Pittsburgh	63,224
12/31	W	19-7	Buffalo	70,913

## TEAM STATISTICS

	RAVENS	OPPONENT
<b>TOTAL FIRST DOWNS</b>	<b>282</b>	<b>236</b>
Rushing	86	59
Passing	179	151
Penalty	17	26
3rd Down: Made/Att	96/233	60/208
3rd Down Pct.	41.2	28.8
4th Down: Made/Att	8/11	9/23
4th Down Pct.	72.7	39.1
<b>POSSESSION AVG.</b>	<b>32:49</b>	<b>27:12</b>
<b>TOTAL NET YARDS</b>	<b>5072</b>	<b>4225</b>
Avg. Per Game	317.0	264.1
Total Plays	1017	936
Avg. Per Play	5.0	4.5
<b>NET YARDS RUSHING</b>	<b>1637</b>	<b>1214</b>
Avg. Per Game	102.3	75.9
Total Rushes	476	367
<b>NET YARDS PASSING</b>	<b>3435</b>	<b>3011</b>
Avg. Per Game	214.7	188.2
Sacked/Yards Lost	17/100	60/418
Gross Yards	3535	3429
Att./Completions	524/328	509/279
Completion Pct.	62.6	54.8
Had Intercepted	14	28
<b>PUNTS/AVERAGE</b>	<b>86/43.0</b>	<b>86/44.9</b>
<b>NET PUNTING AVG.</b>	<b>86/37.6</b>	<b>86/38.3</b>
<b>PENALTIES/YARDS</b>	<b>109/878</b>	<b>79/580</b>
<b>FUMBLES/BALL LOST</b>	<b>21/9</b>	<b>24/12</b>
<b>TOUCHDOWNS</b>	<b>38</b>	<b>21</b>
Rushing	11	5
Passing	21	16
Returns	6	0

SCORE BY PERIODS	1	2	3	4	OT	PTS
<b>RAVENS</b>	<b>84</b>	<b>91</b>	<b>73</b>	<b>105</b>	<b>0</b>	<b>353</b>
<b>Opponents</b>	<b>32</b>	<b>84</b>	<b>30</b>	<b>55</b>	<b>0</b>	<b>201</b>

SCORING	TD	RU	PA	RT	K/PAT	FG	S	PTS
Stover	0	0	0	0	37/37	28/30	0	121
J. Lewis	9	9	0	0			0	54
Heap	6	0	6	0			0	36
Clayton	5	0	5	0			0	30
Wilcox	3	0	3	0			0	18
Mason	2	0	2	0			0	12
McAlister	2	0	0	2			0	12
Mughelli	2	0	2	0			0	12
Williams	2	0	2	0			0	12
Reed	1	0	0	1			1	8
Thomas	1	0	0	1			1	8
Anderson	1	1	0	0			0	6
Landry	1	0	0	1			0	6
McNair	1	1	0	0			0	6
Moore	1	0	1	0			0	6
Prude	1	0	0	1			0	6
<b>RAVENS</b>	<b>38</b>	<b>11</b>	<b>21</b>	<b>6</b>	<b>37/37</b>	<b>28/30</b>	<b>2</b>	<b>353</b>
<b>Opponents</b>	<b>21</b>	<b>5</b>	<b>16</b>	<b>0</b>	<b>20/20</b>	<b>17/23</b>	<b>1</b>	<b>201</b>

### 2-PT. CONVERSIONS: RAVENS 0-1; Opponents 1-1

**SACKS:** Pryce 13, Thomas 11, Scott 9.5, Suggs 9.5, R. Lewis 5, Gregg 3.5, Landry 3, Ivy 2, J. Johnson 1.5, Ngata 1, Rolle 1 **RAVENS 60; Opponents 17**

PASSING	ATT	COMP	YARDS	COMP%	YDS/ATT
McNair	468	295	3050	63.0	6.52
Boller	55	33	485	60.0	8.82
Clayton	1	0	0	0.0	0.00
<b>RAVENS</b>	<b>524</b>	<b>328</b>	<b>3535</b>	<b>62.6</b>	<b>6.75</b>
<b>Opponents</b>	<b>509</b>	<b>279</b>	<b>3429</b>	<b>54.8</b>	<b>6.74</b>

## RUSHING

	NO	YDS	AVG	LG	TD
J. Lewis	314	1132	3.6	52	9
Anderson	39	183	4.7	34t	1
Mu. Smith	36	153	4.3	30	0
McNair	45	119	2.6	19	1
Mughelli	12	50	4.2	12	0
Boller	22	34	1.5	10	0
Mason	1	-4	-4.0	-4	0
Clayton	7	-30	-4.3	3	0
<b>RAVENS</b>	<b>476</b>	<b>1637</b>	<b>3.4</b>	<b>52</b>	<b>11</b>
<b>Opponents</b>	<b>367</b>	<b>1214</b>	<b>3.3</b>	<b>47</b>	<b>5</b>

## RECEIVING

	NO	YDS	AVG	LG	TD
Heap	73	765	10.5	30	6
Mason	68	750	11.0	38	2
Clayton	67	939	14.0	87t	5
Williams	22	396	18.0	77t	2
Mu. Smith	22	135	6.1	30	0
Mughelli	21	182	8.7	30t	2
Wilcox	20	166	8.3	35	3
J. Lewis	18	115	6.4	15	0
Anderson	9	54	6.0	13	0
Green	4	17	4.3	12	0
Sypniewski	2	15	7.5	9	0
Moore	2	1	0.5	4t	1
<b>RAVENS</b>	<b>328</b>	<b>3535</b>	<b>10.8</b>	<b>87t</b>	<b>21</b>
<b>Opponents</b>	<b>279</b>	<b>3429</b>	<b>12.3</b>	<b>72t</b>	<b>16</b>

## INTERCEPTIONS

	NO	YDS	AVG	LG	TD
McAlister	6	121	20.2	60t	2
Landry	5	101	20.2	37	1
Reed	5	70	14.0	37	1
Rolle	3	60	20.0	44	0
Prude	2	66	33.0	54	1
Scott	2	31	15.5	24	0
R. Lewis	2	27	13.5	27	0
Ngata	1	60	60.0	60	0
Thomas	1	7	7.0	7	0
Ivy	1	0	0.0	0	0
Sapp	0	1	0.0	1	0
<b>RAVENS</b>	<b>28</b>	<b>544</b>	<b>19.4</b>	<b>60t</b>	<b>5</b>
<b>Opponents</b>	<b>14</b>	<b>142</b>	<b>10.1</b>	<b>45</b>	<b>0</b>

## PUNTING

	NO	YDS	AVG	NET	TB	IN	LG	BLK
Koch	86	3695	43.0	37.6	3	30	61	0
<b>RAVENS</b>	<b>86</b>	<b>3695</b>	<b>43.0</b>	<b>37.6</b>	<b>3</b>	<b>30</b>	<b>61</b>	<b>0</b>
<b>Opponents</b>	<b>86</b>	<b>3864</b>	<b>44.9</b>	<b>38.3</b>	<b>11</b>	<b>26</b>	<b>71</b>	<b>0</b>

## PUNT RETURNS

	RET	FC	YDS	AVG	LG	TD
Sams	29	4	307	10.6	65	0
Ross	13	3	37	2.8	9	0
Ivy	2	0	7	3.5	7	0
Oglesby	1	0	0	0.0	0	0
<b>RAVENS</b>	<b>45</b>	<b>7</b>	<b>351</b>	<b>7.8</b>	<b>65</b>	<b>0</b>
<b>Opponents</b>	<b>44</b>	<b>16</b>	<b>404</b>	<b>9.2</b>	<b>38</b>	<b>0</b>

## KICKOFF RETURNS

	NO	YDS	AVG	LG	TD
Sams	30	772	25.7	72	0
Ross	9	194	21.6	28	0
J. Johnson	3	28	9.3	14	0
Ivy	1	14	14.0	14	0
Mu. Smith	1	27	27.0	27	0
Sypniewski	1	11	11.0	11	0
<b>RAVENS</b>	<b>45</b>	<b>1046</b>	<b>23.2</b>	<b>72</b>	<b>0</b>
<b>Opponents</b>	<b>75</b>	<b>1636</b>	<b>21.8</b>	<b>46</b>	<b>0</b>

## FIELD GOALS

	1-19	20-29	30-39	40-49	50+
Stover	0/0	12/13	9/9	6/7	1/1
<b>RAVENS</b>	<b>0/0</b>	<b>12/13</b>	<b>9/9</b>	<b>6/7</b>	<b>1/1</b>
<b>Opponents</b>	<b>0/0</b>	<b>6/6</b>	<b>4/5</b>	<b>3/8</b>	<b>4/4</b>

**Stover:** (20G,42G)(25G,33G,37G,23G)(32G,43G,52G)(24G)(43G,25G,36G,35G)(27G,40G)(42N,29G)(37G,40G)(29N)(41G,23G)(38G,22G)(26G)(26G,37G,39G,29G)

**Opponents:** (34G,51G)(34G,54G,40N)(43G,44G)(21G,31G,21G)(51G,31G)(21G,41N,43B)(21G)(23G,27G,46N)(32N,49G)(51G,47N)(0)

	TD	TD%	INT	INT%	LG	SACK/LOST	RATING
McNair	16	3.4	12	2.6	87t	14/84	82.5
Boller	5	9.1	2	3.6	77t	3/16	104.0
Clayton	0	0.0	0	0.0	0	0/0	39.6
<b>RAVENS</b>	<b>21</b>	<b>4.0</b>	<b>14</b>	<b>2.7</b>	<b>87t</b>	<b>17/100</b>	<b>84.6</b>
<b>Opponents</b>	<b>16</b>	<b>3.1</b>	<b>28</b>	<b>5.5</b>	<b>72t</b>	<b>60/418</b>	<b>63.4</b>



# 2006 STATISTICS

## DEFENSIVE

FROM COACHES VIDEO

PLAYER	TT	SOLO	AS	SACKS	YDS	INT	YDS	PD	FF	FR
Lewis, Ray	164	106	58	5	36.5	2	27	9	1	1
Scott, Bart	135	93	42	9.5	66	2	31	9	1	0
Thomas, Adalius	106	75	31	11	59	1	7	9	1	1
Gregg, Kelly	101	61	40	3.5	23	0	0	1	1	3
Landry, Dawan	89	55	34	3	16	5	101	13	0	0
Suggs, Terrell	86	63	23	9.5	64.5	0	0	7	3	2
Pryce, Trevor	73	49	24	13	113.5	0	0	3	2	0
Reed, Ed	66	61	5	0	0	5	70	16	1	1
Rolle, Samari	60	55	5	1	7	3	60	13	0	0
McAlister, Chris	56	51	5	0	0	6	121	25	0	2
Ngata, Haloti	51	28	23	1	3	1	60	3	0	0
Johnson, Jarret	35	23	12	1.5	16.5	0	0	2	0	0
Franklin, Aubrayo	23	13	10	0	0	0	0	1	0	0
Bannan, Justin	20	13	7	0	0	0	0	0	1	0
Ivy, Corey	17	14	3	2	13	1	0	6	2	0
Edwards, Dwan	12	7	5	0	0	0	0	1	0	0
Sapp, Gerome	12	10	2	0	0	0	1	2	1	0
Haley, Dennis	11	6	5	0	0	0	0	2	0	0
Oglesby, Evan	9	8	1	0	0	0	0	2	0	0
Prude, Ronnie	4	4	0	0	0	2	66	5	0	0
Stills, Gary	2	2	0	0	0	0	0	0	1	1
Cody, Dan	1	0	1	0	0	0	0	0	0	0
Martin, Derrick	1	1	0	0	0	0	0	0	0	0
Smith, Mike	1	0	1	0	0	0	0	0	0	0
<b>Totals</b>	<b>1135</b>	<b>798</b>	<b>337</b>	<b>60</b>	<b>418</b>	<b>28</b>	<b>544</b>	<b>129</b>	<b>15</b>	<b>11</b>

## SPECIAL TEAMS

FROM COACHES VIDEO

PLAYER	TT	SOLO	AS	FF	FR	BK
Stills, Gary	44	29	15	0	1	0
Wilcox, Daniel	20	13	7	0	0	0
Oglesby, Evan	17	9	8	0	0	0
Ivy, Corey	14	11	3	0	0	0
Mughelli, Ovie	14	10	4	0	0	0
Green, Justin	12	6	6	0	0	0
Sapp, Gerome	10	7	3	0	0	0
Haley, Dennis	9	3	6	0	0	0
Johnson, Jarret	6	5	1	0	0	0
Prude, Ronnie	6	5	1	0	0	0
Smith, Mike	6	2	4	1	0	0
Katula, Matt	5	1	4	0	0	0
Johnson, Tim	4	4	0	0	0	0
Landry, Dawan	4	3	1	0	0	0
Martin, Derrick	4	3	1	0	0	0
Smith, Musa	4	2	2	0	1	0
Bannister, Alex	2	2	0	0	0	0
Koch, Sam	2	2	0	0	0	0
Sypniewski, Quinn	2	1	1	0	0	0
Winborne, Jamaine	2	1	1	0	0	0
Anderson, Mike	1	0	1	0	0	0
Stover, Matt	1	1	0	0	0	0
Thomas, Adalius	1	0	1	0	0	0
<b>Totals</b>	<b>190</b>	<b>120</b>	<b>70</b>	<b>1</b>	<b>2</b>	<b>0</b>

## TOP THREE

SOLO	SACKS	FF	FR	PD
106 Ray Lewis	13 Trevor Pryce	3 Terrell Suggs	3 Kelly Gregg	25 Chris McAlister
93 Bart Scott	11 Adalius Thomas	2 Corey Ivy	2 Chris McAlister	16 Ed Reed
75 Adalius Thomas	9.5 2 Players	2 Trevor Pryce	2 Terrell Suggs	13 2 Players

## USUAL STARTERS

OFFENSE		DEFENSE	
WR 89	Mark Clayton	LDT 90	Trevor Pryce
LT 75	Jonathan Ogden	NT 97	Kelly Gregg
LG 60	Jason Brown	RDT 92	Haloti Ngata
C 62	Mike Flynn	LOLB 55	Terrell Suggs
RG 68	Keydrick Vincent	LILB 57	Bart Scott
RT 79	Tony Pashos	RILB 52	Ray Lewis
TE 86	Todd Heap	ROLB 96	Adalius Thomas
WR 85	Derrick Mason	LCB 21	Chris McAlister
QB 9	Steve McNair	RCB 22	Samari Rolle
RB 31	Jamal Lewis	SS 26	Dawan Landry
FB 34	Ovie Mughelli	FS 20	Ed Reed

## COACHES

**Brian Billick**, Head Coach; **Rex Ryan**, Defensive Coordinator; **Frank Gansz Jr.**, Special Teams Coordinator; **Clarence Brooks**, Defensive Line; **Mark Carrier**, Secondary; **Vic Fangio**, Special Assistant; **Jim Fassel**, Offensive Coordinator (games 1-4); **John Fassel**, Special Teams Assistant; **Jedd Fisch**, Asst. Quarterbacks/Wide Receivers; **Jeff FitzGerald**, Linebackers; **Chris Foerster**, Asst. Head Coach/Offensive Line; **Jeff Friday**, Strength and Conditioning; **Wade Harman**, Tight Ends/Asst. Offensive Line; **Mike Johnson**, Wide Receivers; **Tony Nathan**, Running Backs; **Rick Neuheisel**, Quarterbacks; **Mike Pettine**, Outside Linebackers; **Paul Ricci**, Asst. Strength and Conditioning; **Greg Roman**, Asst. Offensive Line; **Dennis Thurman**, Secondary

## RAVENS HONOR ROLL

**Pro Bowl:** LB Ray Lewis, CB Chris McAlister, QB Steve McNair; LT Jonathan Ogden (starter), S Ed Reed (starter), LB Bart Scott, LB Terrell Suggs, LB Adalius Thomas (starter)  
**NFL Alumni Association's TE of the Year:** Todd Heap  
**Pro Football Weekly Asst. Coach of the Year:** Rex Ryan

**USA Today's All-Joe Team:** NT Kelly Gregg, TE Todd Heap, FB Ovie Mughelli, DE Trevor Pryce, LB Bart Scott, K Matt Stover  
**NFL Players of the Month/Week:** LB Bart Scott (Sept.) - Defense, K Matt Stover (Sept.) - Special Teams, LB Ray Lewis (Week 1) - Defense, CB Chris McAlister (Week 17) - Defense, DT Trevor Pryce (Week 10) - Special Teams, RB B.J. Sams (Week 11) - Special Teams

**Ed Block Courage Award:** CB Corey Ivy  
**Ravens Roost Unsung Hero:** CB Corey Ivy  
**Ravens Roost Extra Effort:** TE Daniel Wilcox  
**Ravens Nest Player of the Year:** NT Kelly Gregg

## SEASON TRENDS

Record	13-3	When Scoring First	9-1
vs. AFC North	5-1	When Not Scoring First	4-2
vs. AFC	10-2	Positive or Even Turnover Ratio	9-1
vs. NFC	3-1	Negative Turnover Ratio	4-2
Home	7-1	Winning or Even Penalty Ratio	6-1
Away	6-2	Losing Penalty Ratio	8-2
On Grass	5-1	With a 100-Yard Rusher	2-0
On Artificial Turf	8-2	With a 100-Yard Receiver	5-1
Outdoors	12-3	Without a 100-Yard Rusher	11-3
Indoors	1-0	Without a 100-Yard Receiver	8-2
Leading at Halftime	9-0	When Allowing a 100-Yard Rusher	2-0
Trailing at Halftime	4-2	When Not Allowing a 100-Yard Rusher	11-3
Tied at Halftime	0-1	When Allowing a 100-Yard Receiver	4-2
Leading After 3 Quarters	10-0	When Not Allowing a 100-Yard Receiver	9-1
Tied After 3 Quarters	0-1	With a 300-Yard Passer	1-0
Trailing After 3 Quarters	3-2	Without a 300-Yard Passer	12-3
Winning Coin Toss	5-2	Allowing a 300-Yard (net) Passer	1-1
Losing Coin Toss	8-1	Not Allowing a 300-Yard (net) Passer	12-2
Decided by 7 Points or Less	4-2	Overtime	0-0
Decided by 3 Points or Less	3-1	Preseason	2-2



# 2006 POSTSEASON STATISTICS

## RESULTS AND ATTENDANCE

WON 0, LOST 1

01/13 L 6-15 Indianapolis 71,162

## TEAM STATISTICS

	RAVENS	OPPONENT
<b>TOTAL FIRST DOWNS</b>	<b>13</b>	<b>15</b>
Rushing	5	6
Passing	6	9
Penalty	2	0
3rd Down: Made/Att	2/11	8/19
3rd Down Pct.	18.2	42.1
4th Down: Made/Att	0/0	0/0
4th Down Pct.	0.0	0.0
<b>POSSESSION AVG.</b>	<b>28:36</b>	<b>31:24</b>
<b>TOTAL NET YARDS</b>	<b>244</b>	<b>261</b>
Avg. Per Game	244.0	261.0
Total Plays	51	66
Avg. Per Play	4.8	4.0
<b>NET YARDS RUSHING</b>	<b>83</b>	<b>100</b>
Avg. Per Game	83.0	100.0
Total Rushes	20	35
<b>NET YARDS PASSING</b>	<b>161</b>	<b>161</b>
Avg. Per Game	161.0	161.0
Sacked/Yards Lost	2/12	1/9
Gross Yards	173	170
Att./Completions	29/18	30/15
Completion Pct.	62.1	50.0
Had Intercepted	2	2
<b>PUNTS/AVERAGE</b>	<b>5/38.0</b>	<b>4/45.0</b>
<b>NET PUNTING AVG.</b>	<b>5/27.4</b>	<b>4/32.5</b>
<b>PENALTIES/YARDS</b>	<b>6/39</b>	<b>3/19</b>
<b>FUMBLES/BALL LOST</b>	<b>2/2</b>	<b>3/0</b>
<b>TOUCHDOWNS</b>	<b>0</b>	<b>0</b>
Rushing	0	0
Passing	0	0
Returns	0	0

SCORE BY PERIODS	1	2	3	4	OT	PTS
RAVENS	0	3	0	3	0	6
Opponents	6	3	3	3	0	15

SCORING	TD	RU	PA	RT	K/PAT	FG	S	PTS
Stover	0	0	0	0	0/0	2/2	0	6
RAVENS	0	0	0	0	0/0	2/2	0	6
Opponents	0	0	0	0	0/0	5/5	0	15

2-PT. CONVERSIONS: RAVENS 0-0; Opponents 0-0

SACKS: Gregg 0.5, Thomas 0.5 RAVENS 1.0; Opponents 2.0

## RUSHING

	NO	YDS	AVG	LG	TD
J. Lewis	13	53	4.1	18	0
Anderson	4	18	4.5	8	0
McNair	1	6	6.0	6	0
Mughelli	2	6	3.0	3	0
<b>RAVENS</b>	<b>20</b>	<b>83</b>	<b>4.2</b>	<b>18</b>	<b>0</b>
<b>Opponents</b>	<b>35</b>	<b>100</b>	<b>2.9</b>	<b>25</b>	<b>0</b>

## RECEIVING

	NO	YDS	AVG	LG	TD
Clayton	6	73	12.2	21	0
Heap	3	28	9.3	23	0
J. Lewis	3	24	8.0	13	0
Mason	2	16	8.0	9	0
Mughelli	2	11	5.5	9	0
Wilcox	1	15	15.0	15	0
Anderson	1	6	6.0	6	0
<b>RAVENS</b>	<b>18</b>	<b>173</b>	<b>9.6</b>	<b>23</b>	<b>0</b>
<b>Opponents</b>	<b>15</b>	<b>170</b>	<b>11.3</b>	<b>27</b>	<b>0</b>

## INTERCEPTIONS

	NO	YDS	AVG	LG	TD
Reed	2	0	0.0	0	0
<b>RAVENS</b>	<b>2</b>	<b>0</b>	<b>0.0</b>	<b>0</b>	<b>0</b>
<b>Opponents</b>	<b>2</b>	<b>9</b>	<b>4.5</b>	<b>9</b>	<b>0</b>

## PUNTING

	NO	YDS	AVG	NET	TB	IN	LG	BLK
Koch	5	190	38.0	27.4	1	1	47	0
<b>RAVENS</b>	<b>5</b>	<b>190</b>	<b>38.0</b>	<b>27.4</b>	<b>1</b>	<b>1</b>	<b>47</b>	<b>0</b>
<b>Opponents</b>	<b>4</b>	<b>180</b>	<b>45.0</b>	<b>32.5</b>	<b>1</b>	<b>1</b>	<b>51</b>	<b>0</b>

## PUNT RETURNS

	RET	FC	YDS	AVG	LG	TD
Ross	2	0	30	15.0	18	0
<b>RAVENS</b>	<b>2</b>	<b>0</b>	<b>30</b>	<b>15.0</b>	<b>18</b>	<b>0</b>
<b>Opponents</b>	<b>3</b>	<b>1</b>	<b>33</b>	<b>11.0</b>	<b>21</b>	<b>0</b>

## KICKOFF RETURNS

	NO	YDS	AVG	LG	TD
Ross	6	124	20.7	27	0
<b>RAVENS</b>	<b>6</b>	<b>124</b>	<b>20.7</b>	<b>27</b>	<b>0</b>
<b>Opponents</b>	<b>3</b>	<b>48</b>	<b>16.0</b>	<b>18</b>	<b>0</b>

## FIELD GOALS

	1-19	20-29	30-39	40-49	50+
Stover	0/0	0/0	0/0	1/1	1/1
<b>RAVENS</b>	<b>0/0</b>	<b>0/0</b>	<b>0/0</b>	<b>1/1</b>	<b>1/1</b>
<b>Opponents</b>	<b>0/0</b>	<b>1/1</b>	<b>1/1</b>	<b>2/2</b>	<b>1/1</b>

Stover: (40G,51G)  
Opponents: (23G,42G,51G,48G,35G)

PASSING	ATT	COMP	YARDS	COMP%	YDS/ATT	TD	TD%	INT	INT%	LG	SACK/LOST	RATING
McNair	29	18	173	62.1	5.97	0	0.0	2	6.9	23	2/12	49.9
<b>RAVENS</b>	<b>29</b>	<b>18</b>	<b>173</b>	<b>62.1</b>	<b>5.97</b>	<b>0</b>	<b>0.0</b>	<b>2</b>	<b>6.9</b>	<b>23</b>	<b>2/12</b>	<b>49.9</b>
<b>Opponents</b>	<b>30</b>	<b>15</b>	<b>170</b>	<b>50.0</b>	<b>5.67</b>	<b>0</b>	<b>0.0</b>	<b>2</b>	<b>6.7</b>	<b>27</b>	<b>1/9</b>	<b>39.6</b>

## DEFENSIVE

FROM COACHES VIDEO

PLAYER	TT	SOLO	AS	SACKS	LOST	INT	YDS	PD	FF	FR
Lewis, Ray	23	13	10	0	0	0	0	3	0	0
Scott, Bart	12	5	7	0	0	0	0	0	0	0
Suggs, Terrell	10	9	1	0	0	0	0	0	1	0
Pryce, Trevor	8	3	5	0	0	0	0	0	0	0
Thomas, Adalius	8	5	3	0	0	0	0	0	0	0
Gregg, Kelly	7	5	2	1	9	0	0	0	0	0
Ngata, Haloti	7	3	4	0	0	0	0	0	0	0
Rolle, Samari	4	3	1	0	0	0	0	1	0	0
McAlister, Chris	3	3	0	0	0	0	0	1	0	0
Ivy, Corey	2	2	0	0	0	0	0	0	0	0
Johnson, Jarret	2	2	0	0	0	0	0	0	0	0
Reed, Ed	2	2	0	0	0	2	0	3	0	0
Franklin, Aubrayo	1	0	1	0	0	0	0	0	0	0
Landry, Dawan	1	0	1	0	0	0	0	0	0	0
<b>Totals</b>	<b>90</b>	<b>55</b>	<b>35</b>	<b>1</b>	<b>9</b>	<b>2</b>	<b>0</b>	<b>8</b>	<b>1</b>	<b>0</b>

## SPECIAL TEAMS

FROM COACHES VIDEO

PLAYER	TT	SOLO	AS	FF	FR	BK
Haley, Dennis	1	1	0	0	0	0
Johnson, Tim	1	1	0	0	0	0
Katula, Matt	1	1	0	0	0	0
Landry, Dawan	1	1	0	0	0	0
Oglesby, Evan	1	1	0	0	0	0
Sapp, Gerome	1	1	0	0	0	0
<b>Totals</b>	<b>6</b>	<b>6</b>	<b>0</b>	<b>0</b>	<b>0</b>	<b>0</b>



# 2007 STATISTICS

## RESULTS AND ATTENDANCE

### WON 5, LOST 11

Date	Result	Score	Opponent	Attendance
9/10	L	20-27	at Cincinnati	66,093
9/16	W	20-13	New York Jets	71,246
9/23	W	26-23	Arizona	71,372
9/30	L	13-27	at Cleveland	73,024
10/07	W	9-7	at San Francisco	67,885
10/14	W	22-3	St. Louis	71,175
10/21	L	14-19	at Buffalo	70,727
11/05	L	7-38	at Pittsburgh	63,457
11/11	L	7-21	Cincinnati	71,130
11/18	L	30-33 (OT)	Cleveland	71,055
11/25	L	14-32	at San Diego	63,337
12/03	L	24-27	New England	71,382
12/09	L	20-44	Indianapolis	70,513
12/16	L	16-22 (OT)	at Miami	70,287
12/23	L	6-27	at Seattle	68,164
12/30	W	27-21	Pittsburgh	71,353

## TEAM STATISTICS

### TOTAL FIRST DOWNS

Category	RAVENS	OPPONENT
Rushing	96	69
Passing	175	162
Penalty	20	27
3rd Down: Made/Att	90/234	82/224
3rd Down Pct.	38.5	36.6
4th Down: Made/Att	11/21	7/13
4th Down Pct.	52.4	53.8

### POSSESSION AVG.

Category	RAVENS	OPPONENT
TOTAL NET YARDS	4832	4825
Avg. Per Game	302.0	301.6
Total Plays	1042	968
Avg. Per Play	4.6	5.0

### NET YARDS RUSHING

Category	RAVENS	OPPONENT
Avg. Per Game	112.3	79.3
Total Rushes	446	446

### NET YARDS PASSING

Category	RAVENS	OPPONENT
Avg. Per Game	189.7	222.3
Sacked/Yards Lost	39/273	32/183
Gross Yards	3308	3740
Att./Completions	557/341	490/293
Completion Pct.	61.2	59.8
Had Intercepted	14	17

### PUNTS/AVERAGE

Category	RAVENS	OPPONENT
NET PUNTING AVG.	79/36.0	76/37.4

### PENALTIES/YARDS

Category	RAVENS	OPPONENT
PENALTIES/YARDS	107/873	84/728

### FUMBLES/BALL LOST

Category	RAVENS	OPPONENT
FUMBLES/BALL LOST	35/26	12/6

### TOUCHDOWNS

Category	RAVENS	OPPONENT
TOUCHDOWNS	28	39
Rushing	11	9
Passing	13	27
Returns	4	3

### SCORE BY PERIODS

	1	2	3	4	OT	PTS
RAVENS	33	110	44	88	0	275
Opponents	69	136	87	83	9	384

### SCORING

Player	TD	RU	PA	RT	K/PAT	FG	S	PTS
Stover	0	0	0	0	26/26	27/32	0	107
McGahee	8	7	1	0			0	48
Mason	5	0	5	0			0	30
Darling	3	0	3	0			0	18
Figurs	2	0	0	2			0	12
Mu. Smith	2	2	0	0			0	12
Heap	1	0	1	0			0	6
Lewis	1	0	0	1			0	6
McClain	1	0	1	0			0	6
Reed	1	0	0	1			0	6
Ross	1	1	0	0			0	6
T. Smith	1	1	0	0			0	6
Sypniewski	1	0	1	0			0	6
Wilcox	1	0	1	0			0	6
<b>RAVENS</b>	<b>8</b>	<b>11</b>	<b>13</b>	<b>4</b>	<b>26/26</b>	<b>27/32</b>	<b>0</b>	<b>275</b>
<b>Opponents</b>	<b>39</b>	<b>9</b>	<b>27</b>	<b>3</b>	<b>35/36</b>	<b>37/43</b>	<b>1</b>	<b>384</b>

### 2-PT. CONVERSIONS: RAVENS 0-2, Opponents 1-2

**SACKS:** Suggs 5, Gregg 3, Ivy 3, Ngata 3, Bannan 2, Barnes 2, Johnson 2, Lewis 2, Pryce 2, Sapp 2, Edwards 1, Jones 1, Landry 1, Scott 1, Stills 1, (group) 1, **RAVENS 32, Opponents 39**

**FUM/LOST:** McNair 8/7, Boller 5/4, Figurs 4/1, McGahee 4/3, T. Smith 3/2, Anderson 2/2, Reed 2/2, Ross 2/2, Mason 1/1, McClain 1/1, Pittman 1/0, Mu. Smith 1/0, Sypniewski 1/1

## PASSING

Player	ATT	COMP	YARDS	COMP%	YDS/ATT	TD	TD%	INT	INT%	LG	SACK/LOST	RATING
Boller	275	168	1743	61.1	6.34	9	3.3	10	3.6	53	24/159	75.2
McNair	205	133	1113	64.9	5.43	2	1.0	4	2.0	30	11/85	73.9
T. Smith	76	40	452	52.6	5.95	2	2.6	0	0.0	79t	4/29	79.5
Clayton	1	0	0	0.0	0.00	0	0.0	0	0.0	0	0/0	39.6
<b>RAVENS</b>	<b>557</b>	<b>341</b>	<b>3308</b>	<b>61.2</b>	<b>5.94</b>	<b>13</b>	<b>2.3</b>	<b>14</b>	<b>2.5</b>	<b>79t</b>	<b>39/273</b>	<b>75.2</b>
<b>Opponents</b>	<b>490</b>	<b>293</b>	<b>3740</b>	<b>59.8</b>	<b>7.63</b>	<b>27</b>	<b>5.5</b>	<b>17</b>	<b>3.5</b>	<b>78t</b>	<b>32/183</b>	<b>87.6</b>

## RUSHING

Player	NO	YDS	AVG	LG	TD
McGahee	294	1207	4.1	46t	7
Mu. Smith	75	264	3.5	24	2
Boller	19	89	4.7	15	0
Ross	12	72	6.0	32t	1
Anderson	15	62	4.1	16	0
T. Smith	12	54	4.5	14	1
McNair	10	32	3.2	13	0
McClain	8	18	2.3	4	0
Figurs	1	-1	-1.0	-1	0
<b>RAVENS</b>	<b>446</b>	<b>1797</b>	<b>4.0</b>	<b>46t</b>	<b>11</b>
<b>Opponents</b>	<b>446</b>	<b>1268</b>	<b>2.8</b>	<b>36</b>	<b>9</b>

## RECEIVING

Player	NO	YDS	AVG	LG	TD
Mason	103	1087	10.6	79t	5
Clayton	48	531	11.1	52	0
McGahee	43	231	5.4	30	1
Sypniewski	34	246	7.2	13	1
Mu. Smith	27	192	7.1	29	0
Heap	23	239	10.4	37	1
Williams	20	290	14.5	34	0
Darling	18	326	18.1	53	3
McClain	9	55	6.1	13t	1
Wilcox	6	18	3.0	7	1
Anderson	4	26	6.5	10	0
Green	2	16	8.0	10	0
Vickers	2	4	2.0	5	0
Figurs	1	36	36.0	36	0
Willis	1	11	11.0	11	0
<b>RAVENS</b>	<b>341</b>	<b>3308</b>	<b>9.7</b>	<b>79t</b>	<b>13</b>
<b>Opponents</b>	<b>293</b>	<b>3740</b>	<b>12.8</b>	<b>78t</b>	<b>27</b>

## INTERCEPTIONS

Player	NO	YDS	AVG	LG	TD
Reed	7	130	18.6	32	0
Lewis	2	35	17.5	35t	1
Pittman	2	21	10.5	29	0
Martin	2	3	1.5	3	0
Ivy	1	22	22.0	22	0
Edwards	1	1	1.0	1	0
McAlister	1	0	0.0	0	0
Rolle	1	0	0.0	0	0
<b>RAVENS</b>	<b>17</b>	<b>212</b>	<b>12.5</b>	<b>35t</b>	<b>1</b>
<b>Opponents</b>	<b>14</b>	<b>293</b>	<b>20.9</b>	<b>100t</b>	<b>1</b>

## PUNTING

Player	NO	YDS	AVG	NET	TB	IN	LG	BLK
Koch	78	3397	43.6	36.0	9	20	64	1
<b>RAVENS</b>	<b>79</b>	<b>3397</b>	<b>43.0</b>	<b>36.0</b>	<b>9</b>	<b>20</b>	<b>64</b>	<b>1</b>
<b>Opponents</b>	<b>76</b>	<b>3277</b>	<b>43.1</b>	<b>37.4</b>	<b>5</b>	<b>26</b>	<b>74</b>	<b>0</b>

## PUNT RETURNS

Player	RET	FC	YDS	AVG	LG	TD
Figurs	16	9	171	10.7	75t	1
Reed	10	3	94	9.4	63t	1
Ross	5	0	36	7.2	15	0
Sams	4	0	37	9.3	16	0
<b>RAVENS</b>	<b>35</b>	<b>12</b>	<b>338</b>	<b>9.7</b>	<b>75t</b>	<b>2</b>
<b>Opponents</b>	<b>38</b>	<b>16</b>	<b>375</b>	<b>9.9</b>	<b>49</b>	<b>0</b>

## KICKOFF RETURNS

Player	NO	YDS	AVG	LG	TD
Figurs	46	1138	24.7	94t	1
Ross	9	148	16.4	25	0
Sams	5	140	28.0	47	0
Mu. Smith	3	89	29.7	52	0
Anderson	2	10	5.0	10	0
<b>RAVENS</b>	<b>65</b>	<b>1525</b>	<b>23.5</b>	<b>94t</b>	<b>1</b>
<b>Opponents</b>	<b>61</b>	<b>1444</b>	<b>23.7</b>	<b>50</b>	<b>0</b>

## FIELD GOALS

Player	1-19	20-29	30-39	40-49	50+
Stover	1/1	11/11	7/7	8/12	0/1
<b>RAVENS</b>	<b>1/1</b>	<b>11/11</b>	<b>7/7</b>	<b>8/12</b>	<b>0/1</b>
<b>Opponents</b>	<b>1/1</b>	<b>14/14</b>	<b>10/12</b>	<b>10/11</b>	<b>2/5</b>

**Stover:** (36G,23G)(28G,46N,43G)(21G,28G,43G,46G)(46N,21G, 29G,41N)(26G,32G,49G)(43G,42G,23G,31G,36G)(0)(0)(34G,41G,47G)(0)(29G)(0)(27G,39G,50B,18G,44N)(0)(28G,31G)

**Opponents:** (53N,23G,40G)(50G,52N,21G)(48G,47N,40G,41G)(41G,20G)(52N)(35N,32G)(29G,26G,35G,41G)(22G)(34G,19G,22G,35G,35G,21G,33G)(35N,28G,39G,51G,33G)(27G,46G,41G,41G)(21G,38G)(0)(23G,22G,29G)(42G,39G)(0)



# 2007 STATISTICS

## DEFENSIVE

FROM COACHES VIDEO

PLAYER	TT	SOLO	AS	SACKS	YDS	INT	YDS	PD	FF	FR
Lewis, Ray	184	108	76	2	7	2	35	10	2	1
Scott, Bart	131	84	47	1	2	0	0	3	0	0
Gregg, Kelly	111	78	33	3	15	0	0	4	0	1
Suggs, Terrell	95	51	44	5	34	0	0	7	1	0
Johnson, Jarret	94	59	35	2	19	0	0	2	2	0
Ngata, Haloti	94	58	36	3	14	0	0	2	1	0
Landry, Dawan	91	73	18	1	9	0	0	7	0	0
Ivy, Corey	63	55	8	3	21	1	22	16	1	1
Edwards, Dwan	58	30	28	1	8	1	1	1	0	0
Reed, Ed	45	36	9	0	0	7	130	13	0	1
Greisen, Nick	38	22	16	0	0	0	0	0	0	1
Bannan, Justin	37	19	18	2	4	0	0	0	1	0
Martin, Derrick	26	23	3	0	0	2	3	8	0	0
Rolle, Samari	25	23	2	0	0	1	0	5	0	0
McAlister, Chris	23	19	4	0	0	1	0	10	0	0
Pryce, Trevor	19	9	10	2	8	0	0	0	0	0
Pittman, David	10	8	2	0	0	2	21	4	0	0
Gaston, Willie	9	8	1	0	0	0	0	1	0	0
Sapp, Gerome	9	8	1	2	15	0	0	0	0	0
Barnes, Antwan	8	4	4	2	20	0	0	0	0	0
Prude, Ronnie	6	6	0	0	0	0	0	3	0	0
Winborne, Jamaine	6	5	1	0	0	0	0	3	0	0
Jones, Edgar	5	2	3	1	0	0	0	0	0	0
Gordon, Amon	3	2	1	0	0	0	0	0	0	0
Stills, Gary	3	1	2	1	5	0	0	0	0	0
<b>Totals</b>	<b>1193</b>	<b>791</b>	<b>402</b>	<b>32*</b>	<b>181</b>	<b>17</b>	<b>212</b>	<b>99</b>	<b>8</b>	<b>5</b>

\*Includes a team sack

## SPECIAL TEAMS

FROM COACHES VIDEO

PLAYER	TT	SOLO	AS	FF	FR	BK
Stills, Gary	26	25	1	1	0	0
Winborne, Jamaine	21	21	0	0	0	0
Green, Justin	19	18	1	0	0	0
Martin, Derrick	17	17	0	0	1	0
Greisen, Nick	13	13	0	0	0	0
McClain, LeRon	12	12	0	0	0	0
Prude, Ronnie	8	8	0	0	0	0
Barnes, Antwan	8	7	1	1	0	0
Burgess, Prescott	7	7	0	0	0	0
Katula, Matt	7	7	0	0	0	0
Smith, Musa	7	7	0	0	0	0
Sapp, Gerome	5	5	0	0	0	0
Wilcox, Daniel	5	5	0	0	0	0
Landry, Dawan	5	5	0	0	0	0
Anderson, Mike	4	3	1	0	0	0
McCune, Robert	3	2	1	0	0	0
Darling, Devard	2	2	0	0	1	0
Haley, Dennis	2	2	0	0	0	0
Ivy, Corey	2	2	0	0	0	0
Jones, Edgar	2	2	0	0	0	0
Willis, Matt	2	2	0	0	0	0
Gaston, Willie	1	1	0	0	0	0
Koch, Sam	1	1	0	0	0	0
Edwards, Dwan	0	0	0	0	0	1
<b>Totals</b>	<b>179</b>	<b>174</b>	<b>5</b>	<b>2</b>	<b>2</b>	<b>1</b>

## TOP THREE

SOLO	SACKS	FF	FR	PD
108 Ray Lewis	5 Terrell Suggs	2 Jarret Johnson	1 5 Players	16 Corey Ivy
84 Bart Scott	3 3 Players	2 Ray Lewis		13 Ed Reed
78 Kelly Gregg	2 6 Players	1 4 Players		10 2 Players

## USUAL STARTERS

OFFENSE		DEFENSE	
WR 89	Mark Clayton	LDT 93	Dwan Edwards
LT 75	Jonathan Ogden	NT 97	Kelly Gregg
LG 60	Jason Brown	RDT 92	Haloti Ngata
C 62	Mike Flynn	LOLB 95	Jarret Johnson
RG 66	Ben Grubbs	LILB 52	Ray Lewis
RT 73	Marshal Yanda	RILB 57	Bart Scott
TE 88	Quinn Sypniewski	ROLB 55	Terrell Suggs
WR 85	Derrick Mason	LCB 21	Chris McAlister
QB 9	Steve McNair	RCB 35	Corey Ivy
7	Kyle Boller	SS 26	Dawan Landry
RB 23	Willis McGahee	FS 20	Ed Reed
FB 39	LeRon McClain		

## COACHES

**Brian Billick**, Head Coach; **Rick Neuheisel**, Offensive Coordinator/Quarterbacks; **Rex Ryan**, Defensive Coordinator; **Frank Gansz Jr.**, Special Teams Coordinator; **Clarence Brooks**, Defensive Line; **Mark Carrier**, Secondary; **Vic Fangio**, Special Assistant to the Head Coach/Defense; **John Fassel**, Special Teams Assistant; **Jedd Fisch**, Asst. Quarterbacks; **Jeff FitzGerald**, Linebackers; **Chris Foerster**, Asst. Head Coach/Offensive Line; **Jeff Friday**, Strength and Conditioning; **Wade Harman**, Tight Ends/Asst. Offensive Line; **Mike Johnson**, Wide Receivers; **Tony Nathan**, Running Backs; **Mike Pettine**, Outside Linebackers; **Paul Ricci**, Asst. Strength and Conditioning; **Greg Roman**, Asst. Offensive Line; **Dennis Thurman**, Secondary

## RAVENS HONOR ROLL

**Pro Bowl:** LB Ray Lewis, RB Willis McGahee, LT Jonathan Ogden, S Ed Reed (starter)

**Pro Bowl (1st Alternate):** LB Terrell Suggs, ST Gary Stills

**Pro Football Weekly's All-Rookie Team:** G Ben Grubbs, RS Yamon Figurs

**USA Today's All-Joe Team:** NT Kelly Gregg, DT Haloti Ngata

**NFL Players of the Week:** K Matt Stover (Week 6) - Special Teams, RS Yamon Figurs (Week 3) - Special Teams

**Ed Block Courage Award:** CB Samari Rolle

**Ravens Roost Unsung Hero:** NT Kelly Gregg

**Ravens Roost Extra Effort:** G Ben Grubbs

**Ravens Nest Player of the Year:** LB Jarret Johnson

## SEASON TRENDS

Record	5-11	When Scoring First	5-1
vs. AFC North	1-5	When Not Scoring First	0-10
vs. AFC	2-10	Positive or Even Turnover Ratio	5-1
vs. NFC	3-1	Negative Turnover Ratio	0-10
Home	4-4	Winning or Even Penalty Ratio	3-5
Away	1-7	Losing Penalty Ratio	2-6
On Grass	1-4	With a 100-Yard Rusher	0-5
On Artificial Turf	4-7	With a 100-Yard Receiver	0-2
Outdoors	5-11	Without a 100-Yard Rusher	5-6
Indoors	0-0	Without a 100-Yard Receiver	5-9
Leading at Halftime	5-1	When Allowing a 100-Yard Rusher	0-0
Trailing at Halftime	0-9	When Not Allowing a 100-Yard Rusher	5-11
Tied at Halftime	0-1	When Allowing a 100-Yard Receiver	2-4
Leading After 3 Quarters	5-1	When Not Allowing a 100-Yard Receiver	3-7
Tied After 3 Quarters	0-1	With a 300-Yard Passer	0-1
Trailing After 3 Quarters	0-9	Without a 300-Yard Passer	5-10
Winning Coin Toss	4-3	Allowing a 300-Yard (net) Passer	0-1
Losing Coin Toss	1-8	Not Allowing a 300-Yard (net) Passer	5-10
Decided by 7 Points or Less	4-5	Overtime	0-2
Decided By 3 Points or Less	2-2	Preseason	1-3





# 2008 STATISTICS

## RESULTS AND ATTENDANCE

### WON 11, LOST 5

#### WILD CARD/AFC CHAMPIONSHIP GAME

09/07	W	17-10	Cincinnati	70,978
09/21	W	28-10	Cleveland	71,104
09/29	L	20-23 OT	at Pittsburgh	64,038
10/05	L	10-13	Tennessee	71,131
10/12	L	3-31	at Indianapolis	66,153
10/19	W	27-13	at Miami	64,972
10/26	W	29-10	Oakland	71,254
11/02	W	37-27	at Cleveland	73,078
11/09	W	41-13	at Houston	70,552
11/16	L	10-30	at New York Giants	78,849
11/23	W	36-7	Philadelphia	71,379
11/30	W	34-3	at Cincinnati	63,871
12/07	W	24-10	Washington	71,438
12/14	L	9-13	Pittsburgh	71,502
12/20	W	33-24	at Dallas	63,800
12/28	W	27-7	Jacksonville	71,366

## TEAM STATISTICS

### TOTAL FIRST DOWNS

	RAVENS	OPPONENT
Rushing	132	58
Passing	147	152
Penalty	21	18
3rd Down: Made/Att	95/232	71/212
3rd Down Pct.	40.9	33.5
4th Down: Made/Att	7/11	3/16
4th Down Pct.	63.6	18.8

### POSSESSION AVG.

RAVENS	33:10	26:50
--------	-------	-------

### TOTAL NET YARDS

RAVENS	5184	4177
--------	------	------

### NET YARDS RUSHING

RAVENS	2376	1302
--------	------	------

### NET YARDS PASSING

RAVENS	2808	2875
Avg. Per Game	175.5	179.7
Sacked/Yards Lost	33/277	34/257
Gross Yards	3085	3132
Att./Completions	433/261	528/276
Completion Pct.	60.3	52.3
Had Intercepted	12	26

### PUNTS/AVERAGE

RAVENS	84/45.0	92/42.8
--------	---------	---------

### NET PUNTING AVG.

RAVENS	84/39.9	92/37.0
--------	---------	---------

### PENALTIES/YARDS

RAVENS	103/785	114/792
--------	---------	---------

### FUMBLES/BALL LOST

RAVENS	28/9	21/8
--------	------	------

### TOUCHDOWNS

RAVENS	42	26
Rushing	20	4
Passing	16	17
Returns	6	5

### SCORE BY PERIODS

	1	2	3	4	OT	PTS
RAVENS	58	115	97	115	0	385
Opponents	57	58	66	60	3	244

### SCORING

	TD	RU	PA	RT	K/PAT	FG	S	PTS
Stover	0	0	0	0	41/41	27/33	0	122
L. McClain	11	10	1	0	0	0	0	66
McGahee	7	7	0	0	0	0	0	42
D. Mason	5	0	5	0	0	0	0	32
Clayton	4	1	3	0	0	0	0	24
Heap	3	0	3	0	0	0	0	18
Reed	3	0	0	3	0	0	0	18
Flacco	2	2	0	0	0	0	0	12
Suggs	2	0	0	2	0	0	0	12
Wilcox	2	0	2	0	0	0	0	12
Figuers	1	0	1	0	0	0	0	6
Leonhard	1	0	0	1	0	0	0	6
D. Williams	1	0	1	0	0	0	0	6
J. McClain	0	0	0	0	0	2	4	0
Hauschka	0	0	0	0	0/0	1/2	0	3
<b>RAVENS</b>	<b>42</b>	<b>20</b>	<b>16</b>	<b>6</b>	<b>41/41</b>	<b>28/35</b>	<b>3</b>	<b>385</b>
<b>Opponents</b>	<b>26</b>	<b>4</b>	<b>17</b>	<b>5</b>	<b>25/25</b>	<b>21/22</b>	<b>0</b>	<b>244</b>

### 2-PT. CONVERSIONS: D. Mason, RAVENS 1-1, Opponents 0-1

**SACKS:** Suggs 8, J. Johnson 5, Pryce 4.5, Lewis 3.5, Ivy 2.5, J. McClain 2.5, Scott 1.5, Ayanbadejo 1, Bannan 1, Leonhard 1, Ngata 1, Reed 1, (group) 1, Jones 0.5, **RAVENS 34, Opponents 33**

**FUM/LOST:** Flacco 11/2, L. McClain 4/1, Figuers 3/0, McGahee 3/3, D. Mason 2/1, Brown 1/0, Heap 1/1, Leonhard 1/0, Reed 1/0, Rice 1/1

### PASSING

	ATT	COMP	YARDS	COMP%	YDS/ATT	TD	TD%	INT	INT%	LG	SACK/LOST	RATING
Flacco	428	257	2971	60.0	6.94	14	3.3	12	2.8	70t	32/276	80.3
T. Smith	4	3	82	75.0	20.50	1	25.0	0	0.0	43	1/1	156.3
Clayton	1	1	32	100.0	32.00	1	100.0	0	0.0	32t	0/0	158.3
<b>RAVENS</b>	<b>433</b>	<b>261</b>	<b>3085</b>	<b>60.3</b>	<b>7.12</b>	<b>16</b>	<b>3.7</b>	<b>12</b>	<b>2.8</b>	<b>70t</b>	<b>33/277</b>	<b>82.8</b>
<b>Opponents</b>	<b>528</b>	<b>276</b>	<b>3132</b>	<b>52.3</b>	<b>5.93</b>	<b>17</b>	<b>3.2</b>	<b>26</b>	<b>4.9</b>	<b>67t</b>	<b>34/257</b>	<b>60.6</b>

## RUSHING

	NO	YDS	AVG	LG	TD
L. McClain	232	902	3.9	82t	10
McGahee	170	671	3.9	77t	7
Rice	107	454	4.2	60	0
Flacco	52	180	3.5	38t	2
Clayton	6	81	13.5	42t	1
Parmele	2	27	13.5	31	0
Neal	12	25	2.1	5	0
T. Smith	9	24	2.7	8	0
Koch	1	9	9.0	9	0
D. Mason	1	3	3.0	3	0

## RAVENS

<b>RAVENS</b>	<b>592</b>	<b>2376</b>	<b>4.0</b>	<b>82t</b>	<b>20</b>
---------------	------------	-------------	------------	------------	-----------

## Opponents

<b>Opponents</b>	<b>366</b>	<b>1302</b>	<b>3.6</b>	<b>77</b>	<b>4</b>
------------------	------------	-------------	------------	-----------	----------

## RECEIVING

	NO	YDS	AVG	LG	TD
D. Mason	80	1037	13.0	54	5
Clayton	41	695	17.0	70t	3
Heap	35	403	11.5	30	3
Rice	33	273	8.3	40	0
McGahee	24	173	7.2	35	0
L. McClain	19	123	6.5	25	1
D. Williams	13	180	13.8	70t	1
Neal	7	35	5.0	13	0
Wilcox	5	19	3.8	8	2
Figuers	1	43	43.0	43t	1
Flacco	1	43	43.0	43	0
T. Smith	1	36	36.0	36	0
Jones	1	25	25.0	25	0

## RAVENS

<b>RAVENS</b>	<b>261</b>	<b>3085</b>	<b>11.8</b>	<b>70t</b>	<b>16</b>
---------------	------------	-------------	-------------	------------	-----------

## Opponents

<b>Opponents</b>	<b>276</b>	<b>3132</b>	<b>11.3</b>	<b>67t</b>	<b>17</b>
------------------	------------	-------------	-------------	------------	-----------

## INTERCEPTIONS

	NO	YDS	AVG	LG	TD
Reed	9	264	29.3	107t	2
Lewis	3	43	14.3	29	0
McAlister	3	28	9.3	16	0
Rolle	3	5	1.7	3	0
Suggs	2	86	43.0	44t	2
Ngata	2	8	4.0	7	0
Leonhard	1	35	35.0	35t	1
Washington	1	12	12.0	12	0
Walker	1	0	0.0	0	0
Bannan	1	-4	-4.0	-4	0
<b>RAVENS</b>	<b>26</b>	<b>477</b>	<b>18.3</b>	<b>107t</b>	<b>5</b>
<b>Opponents</b>	<b>12</b>	<b>104</b>	<b>8.7</b>	<b>50t</b>	<b>1</b>

## PUNTING

	NO	YDS	AVG	NET	TB	IN	LG	BLK
Koch	84	3777	45.0	39.9	9	34	74	0
<b>RAVENS</b>	<b>84</b>	<b>3777</b>	<b>45.0</b>	<b>39.9</b>	<b>9</b>	<b>34</b>	<b>74</b>	<b>0</b>
<b>Opponents</b>	<b>92</b>	<b>3938</b>	<b>42.8</b>	<b>37.0</b>	<b>8</b>	<b>21</b>	<b>59</b>	<b>1</b>

## PUNT RETURNS

	RET	FC	YDS	AVG	LG	TD
Figuers	23	11	138	6.0	35	0
Leonhard	20	9	232	11.6	46	0
Reed	1	0	8	8.0	8	0
<b>RAVENS</b>	<b>44</b>	<b>20</b>	<b>378</b>	<b>8.6</b>	<b>46</b>	<b>0</b>
<b>Opponents</b>	<b>38</b>	<b>12</b>	<b>245</b>	<b>6.4</b>	<b>33</b>	<b>0</b>

## KICKOFF RETURNS

	NO	YDS	AVG	LG	TD
Figuers	29	608	21.0	39	0
Leonhard	8	163	20.4	30	0
Rice	7	161	23.0	30	0
Copper	2	35	17.5	18	0
Zbikowski	2	48	24.0	26	0
Clayton	1	12	12.0	12	0
J. Johnson	1	13	13.0	13	0
Jones	1	0	0.0	0	0
Neal	1	2	2.0	2	0
<b>RAVENS</b>	<b>50</b>	<b>1007</b>	<b>20.1</b>	<b>39</b>	<b>0</b>
<b>Opponents</b>	<b>76</b>	<b>1720</b>	<b>22.6</b>	<b>100t</b>	<b>2</b>

## FIELD GOALS

	1-19	20-29	30-39	40-49	50+
Stover	0/0	11/11	11/12	5/9	0/1
Hauschka	0/0	0/0	0/0	0/0	1/2
<b>RAVENS</b>	<b>0/0</b>	<b>11/11</b>	<b>11/12</b>	<b>5/9</b>	<b>1/1</b>
<b>Opponents</b>	<b>2/2</b>	<b>7/7</b>	<b>6/6</b>	<b>5/6</b>	<b>1/1</b>

**Stover:** (47N,21G)(48N)(33G,20G)(38G,45N)(37G)(47G,28G)(38G,30G)(41G,32G,22G)(50N)(32B,38G)(44G,42G)(27G,21G)(32G)(28G,26G,28G)(26G,29G,37G,35G)(32G,48N,41G)

**Hauschka:** (0)(0)(0)(0)(0)(54G)(0)(53N)(0)(0)(0)

**Opponents:** (43G)(38G)(49G,19G,46G)(35G,26G)(37G)(21G,26G)(22G)(23G,54G)(23G,48G)(19G)(0)(21G)(48N,43G)(31G,30G)(35G)(0)

# 2008 STATISTICS

## DEFENSIVE

FROM COACHES VIDEO

PLAYER	TT	SOLO	AS	SACKS	YDS LOST	INT	RET. YDS	PD	FF	FR
Lewis, Ray	160	84	76	3.5	32.5	3	43	12	1	2
Scott, Bart	104	54	50	1.5	12	0	0	5	0	0
Suggs, Terrell	102	62	40	8	69.5	2	86	11	2	1
Leonhard, Jim	85	61	24	1	7	1	35	6	0	0
Johnson, Jarret	82	46	36	5	32	0	0	4	2	1
Ngata, Haloti	77	43	34	1	8	2	8	4	0	0
Bannan, Justin	56	30	26	1	6	1	-4	3	0	0
Ivy, Corey	46	39	7	2.5	7	0	0	5	1	0
Douglas, Marques	43	24	19	0	0	0	0	0	0	0
Reed, Ed	40	32	8	1	9	9	264	14	1	2
Pryce, Trevor	35	20	15	4.5	23	0	0	6	0	0
Washington, Fabian	34	30	4	0	0	1	12	19	0	0
Walker, Frank	33	28	5	0	0	1	0	14	2	0
Rolle, Samari	27	22	5	0	0	3	5	13	1	0
McAlister, Chris	19	17	2	0	0	3	28	7	0	1
McKinney, Brandon	19	12	7	0	0	0	0	0	0	1
Landry, Dawan	14	9	5	0	0	0	0	0	0	0
McClain, Jameel	8	8	0	2.5	26.5	0	0	0	0	0
Barnes, Antwan	5	3	2	0	0	0	0	0	0	0
Greisen, Nick	5	5	0	0	0	0	0	0	0	0
Oglesby, Evan	4	4	0	0	0	0	0	0	0	1
Nakamura, Haruki	3	2	1	0	0	0	0	1	0	0
Ayanbadejo, Brendon	2	1	1	1	9	0	0	0	0	0
Jones, Edgar	1	1	0	0.5	4.5	0	0	0	0	0
Zbikowski, Tom	1	1	0	0	0	0	0	0	0	0
Stone, Daren	0	0	0	0	0	0	0	1	0	0
<b>TOTALS</b>	<b>1005</b>	<b>638</b>	<b>367</b>	<b>33</b>	<b>246</b>	<b>26</b>	<b>477</b>	<b>125</b>	<b>10</b>	<b>9</b>

## SPECIAL TEAMS

FROM COACHES VIDEO

PLAYER	TT	SOLO	AS	FF	FR	BK
Ayanbadejo, Brendon	30	18	12	0	1	0
Zbikowski, Tom	23	19	4	1	0	0
McClain, Jameel	17	8	9	0	0	1
Nakamura, Haruki	14	11	3	0	0	0
Greisen, Nick	12	5	7	0	0	0
Barnes, Antwan	9	7	2	0	0	0
Stone, Daren	8	4	4	0	1	0
Ivy, Corey	7	7	0	0	0	0
Wilcox, Daniel	7	5	2	0	0	0
Gooden, Tavares	6	6	0	0	0	0
Jones, Edgar	6	4	2	0	1	0
Figurs, Yamon	5	4	1	0	0	0
Oglesby, Evan	5	4	1	0	0	0
Koch, Sam	3	3	0	0	0	0
Smith, Marcus	3	3	0	0	0	0
Stover, Matt	2	2	0	0	0	0
Walker, Frank	2	2	0	0	0	0
Copper, Terrance	1	1	0	0	0	0
Hauschka, Steve	1	1	0	0	0	0
Landry, Dawan	1	1	0	0	0	0
Leonhard, Jim	1	1	0	0	0	0
McCune, Robert	1	1	0	0	0	0
Martin, Derrick	1	1	0	0	0	0
<b>TOTALS</b>	<b>165</b>	<b>118</b>	<b>47</b>	<b>1</b>	<b>3</b>	<b>1</b>

## TOP THREE

SOLO	SACKS	FF	FR	PD
84 Ray Lewis	8 Terrell Suggs	2 3 Players	2 Ray Lewis	19 Fabian Washington
62 Terrell Suggs	5 Jarret Johnson	1 4 Players	2 Ed Reed	14 Ed Reed
61 Jim Leonhard	4.5 Trevor Pryce		1 5 Players	14 Frank Walker

## USUAL STARTERS

OFFENSE			DEFENSE		
WR 89	Mark Clayton	LDT 94	Justin Bannan		
LT 71	Jared Gaither	NT 92	Haloti Ngata		
LG 66	Ben Grubbs	RDT 90	Trevor Pryce		
C 60	Jason Brown	LOLB 95	Jarret Johnson		
RG 65	Chris Chester	LILB 52	Ray Lewis		
RT 79	Willie Anderson	RILB 57	Bart Scott		
TE 86	Todd Heap	ROLB 55	Terrell Suggs		
WR 85	Derrick Mason	LCB 31	Fabian Washington		
QB 5	Joe Flacco	RCB 22	Samari Rolle		
RB 23	Willis McGahee	SS 36	Jim Leonhard		
FB 33	Le'Ron McClain	FS 20	Ed Reed		

## COACHES

**John Harbaugh**, Head Coach; **Rex Ryan**, Asst. Head Coach/Defensive Coordinator; **Cam Cameron**, Offensive Coordinator; **Jerry Rosburg**, Special Teams Coordinator; **Clarence Brooks**, Defensive Line; **Mark Carrier**, Defensive Backs; **John Dunn**, Asst. Strength and Conditioning; **Vic Fangio**, Special Assistant to the Head Coach/Defense; **Wade Harman**, Tight Ends; **Jim Hostler**, Wide Receivers; **Hue Jackson**, Quarterbacks; **Marwan Maalouf**, Assistant Special Teams; **John Matsko**, Offensive Line; **Greg Mattison**, Linebackers; **Andy Moeller**, Assistant Offensive Line; **Wilbert Montgomery**, Running Backs; **Chuck Pagano**, Secondary; **Mike Pettine**, Outside Linebackers; **Bob Rogucki**, Strength and Conditioning; **Craig Ver Steeg**, Offensive Assistant

## RAVENS HONOR ROLL

**Pro Bowl:** ST Brendon Ayanbadejo, LB Ray Lewis (starter), FB Le'Ron McClain (starter), S Ed Reed (starter), OLB Terrell Suggs  
**Pro Bowl Alternates:** DT Haloti Ngata (1st); LB Bart Scott (2nd); WR Derrick Mason (3rd)  
**Diet Pepsi Rookie of the Year:** QB Joe Flacco  
**USA Today's All-Joe Team:** C Jason Brown, P Sam Koch, T Jared Gaither, DT Haloti Ngata  
**NFL Players of the Month:** QB Joe Flacco (Rookie, November) - Offense, S Ed Reed (December) - Defense  
**NFL Players of the Week:** QB Joe Flacco (Week 9) - Offense, P Sam Koch (Week 16) - Special Teams, LB Ray Lewis (Week 10) - Defense, S Ed Reed (Weeks 12, 14) - Defense, OLB Terrell Suggs (Week 7) - Defense  
**Ed Block Courage Award:** S Ed Reed  
**Ravens Roost Unsung Hero:** C Jason Brown  
**Ravens Roost Extra Effort:** P Sam Koch  
**Ravens Nest Player of the Year:** WR Derrick Mason

## SEASON TRENDS

	Reg.	Post.		Reg.	Post.
Record	11-5	2-1	When Scoring First	8-2	0-0
vs. AFC North	4-2	0-1	When Not Scoring First	3-3	2-1
vs. AFC	8-4	2-1	Positive Turnover Ratio	11-3	2-0
vs. NFC	3-1	0-0	Negative Turnover Ratio	0-2	0-1
Home	6-2	0-0	Winning Penalty Ratio	8-2	1-0
Away	5-3	2-1	Losing Penalty Ratio	3-3	1-0
On Grass	3-1	2-1	Overtime	0-1	0-0
Artificial Turf	8-4	0-0	Preseason	1-3	N/A
Outdoors	9-4	2-1	With a 100-Yard Rusher	4-0	0-0
Indoors	2-1	0-0	With a 100-Yard Receiver	3-1	0-0
Leading at Halftime	9-2	1-0	Without a 100-yard Rusher	7-5	2-1
Trailing at Halftime	1-2	0-1	Without a 100-yard Receiver	8-4	2-1
Tied at Halftime	1-1	1-0	When Allowing a 100-Yard Rusher	0-0	0-0
Tied After 3 Quarters	0-0	1-0	When Not Allowing a 100-Yard Rusher	11-5	2-1
Leading After 3 Quarters	10-2	1-0	When Allowing a 100-Yard Receiver	0-2	1-0
Trailing After 3 Quarters	1-3	0-1	When Not Allowing a 100-Yard Receiver	11-3	1-1
Winning Coin Toss	1-3	0-1	With a 300-Yard Passer	0-0	0-0
Losing Coin Toss	10-2	2-0	Without a 300-Yard Passer	11-5	2-1
Decided by 7 Points or less	1-3	1-0	When Allowing a 300-Yard Passer	0-0	0-0
Decided by 3 Points or less	0-2	1-0	When Not Allowing a 300-Yard Passer	11-5	2-1



# 2008 POSTSEASON STATISTICS

## RESULTS AND ATTENDANCE

### WON 2, LOST 1

01/04	W	27-9	at Miami	74,240
01/10	W	13-10	at Tennessee	69,143
01/18	L	14-23	at Pittsburgh	65,350

### TEAM STATISTICS

	RAVENS	OPPONENT
<b>TOTAL FIRST DOWNS</b>	<b>38</b>	<b>50</b>
Rushing	16	10
Passing	18	36
Penalty	4	4
3rd Down: Made/Att	11/38	13/42
3rd Down Pct.	28.9	31.0
4th Down: Made/Att	0/1	0/3
4th Down Pct.	0.0	0.0
<b>POSSESSION AVG.</b>	<b>26:26</b>	<b>33:34</b>
<b>TOTAL NET YARDS</b>	<b>695</b>	<b>942</b>
Avg. Per Game	231.7	314.0
Total Plays	166	198
Avg. Per Play	4.2	4.8
<b>NET YARDS RUSHING</b>	<b>274</b>	<b>220</b>
Avg. Per Game	91.3	73.3
Total Rushes	88	77
<b>NET YARDS PASSING</b>	<b>421</b>	<b>722</b>
Avg. Per Game	140.3	240.7
Sacked/Yards Lost	3/16	8/66
Gross Yards	437	788
Att./Completions	75/33	113/67
Completion Pct.	44.0	59.3
Had Intercepted	3	5
<b>PUNTS/AVERAGE</b>	<b>20/42.3</b>	<b>14/43.5</b>
<b>NET PUNTING AVG.</b>	<b>20/38.1</b>	<b>14/32.4</b>
<b>PENALTIES/YARDS</b>	<b>21/152</b>	<b>22/190</b>
<b>FUMBLES/BALL LOST</b>	<b>4/2</b>	<b>9/4</b>
<b>TOUCHDOWNS</b>	<b>6</b>	<b>4</b>
Rushing	4	1
Passing	1	2
Returns	1	1

SCORE BY PERIODS	1	2	3	4	OT	PTS
<b>RAVENS</b>	<b>10</b>	<b>17</b>	<b>7</b>	<b>20</b>	<b>0</b>	<b>54</b>
<b>OPPONENTS</b>	<b>16</b>	<b>7</b>	<b>3</b>	<b>16</b>	<b>0</b>	<b>42</b>

SCORING	TD	RU	PA	RT	K/PAT	FG	S	PTS
Stover	0	0	0	0	6/6	4/4	0	18
McGahee	2	2	0	0			0	12
Flacco	1	1	0	0			0	6
D. Mason	1	0	1	0			0	6
L. McClain	1	1	0	0			0	6
Reed	1	0	0	1			0	6
<b>RAVENS</b>	<b>6</b>	<b>4</b>	<b>1</b>	<b>1</b>	<b>6/6</b>	<b>4/4</b>	<b>0</b>	<b>54</b>
<b>Opponents</b>	<b>4</b>	<b>1</b>	<b>2</b>	<b>1</b>	<b>3/4</b>	<b>5/6</b>	<b>0</b>	<b>42</b>

### 2-PT. CONVERSIONS: RAVENS 0-0, Opponents 0-0

**SACKS:** Suggs 4, Douglas 1, Ngata 1, Pryce 1, Leonhard 0.5, Nakamura 0.5, **RAVENS 8, Opponents 3**

**FUM/LOST:** Leonhard 2/0, L. McClain 1/1, McGahee 1/1

PASSING	ATT	COMP	YARDS	COMP%	YDS/ATT
Flacco	75	33	437	44.0	5.83
<b>RAVENS</b>	<b>75</b>	<b>33</b>	<b>437</b>	<b>44.0</b>	<b>5.83</b>
<b>Opponents</b>	<b>113</b>	<b>67</b>	<b>788</b>	<b>59.3</b>	<b>6.97</b>

## RUSHING

	NO	YDS	AVG	LG	TD
McGahee	39	154	3.9	48	2
L. McClain	32	90	2.8	11	1
Clayton	1	16	16.0	16	0
Flacco	12	5	0.4	5t	1
Neal	2	5	2.5	4	0
Rice	1	2	2.0	2	0
T. Smith	1	2	2.0	2	0
<b>RAVENS</b>	<b>88</b>	<b>274</b>	<b>3.1</b>	<b>48</b>	<b>4</b>
<b>Opponents</b>	<b>77</b>	<b>220</b>	<b>2.9</b>	<b>32</b>	<b>1</b>

## RECEIVING

	NO	YDS	AVG	LG	TD
D. Mason	12	190	15.8	48t	1
Clayton	6	79	13.2	37	0
Heap	5	80	16.0	31	0
McGahee	4	26	6.5	11	0
Rice	3	43	14.3	22	0
Neal	2	15	7.5	8	0
Wilcox	1	4	4.0	4	0
<b>RAVENS</b>	<b>33</b>	<b>437</b>	<b>13.2</b>	<b>48t</b>	<b>1</b>
<b>Opponents</b>	<b>67</b>	<b>788</b>	<b>11.8</b>	<b>65t</b>	<b>2</b>

## INTERCEPTIONS

	NO	YDS	AVG	LG	TD
Reed	2	76	38.0	64t	1
Leonhard	1	20	20.0	20	0
Washington	1	12	12.0	12	0
Rolle	1	3	3.0	3	0
<b>RAVENS</b>	<b>5</b>	<b>111</b>	<b>22.2</b>	<b>64t</b>	<b>1</b>
<b>Opponents</b>	<b>3</b>	<b>47</b>	<b>15.7</b>	<b>40t</b>	<b>1</b>

PUNTING	NO	YDS	AVG	NET	TB	IN	LG	BLK
Koch	20	845	42.3	38.1	2	7	52	0
<b>RAVENS</b>	<b>20</b>	<b>845</b>	<b>42.3</b>	<b>38.1</b>	<b>2</b>	<b>7</b>	<b>52</b>	<b>0</b>
<b>Opponents</b>	<b>14</b>	<b>609</b>	<b>43.5</b>	<b>32.4</b>	<b>2</b>	<b>1</b>	<b>66</b>	<b>0</b>

PUNT RETURNS	RET	FC	YDS	AVG	LG	TD
Leonhard	9	2	115	12.8	45	0
<b>RAVENS</b>	<b>9</b>	<b>2</b>	<b>115</b>	<b>12.8</b>	<b>45</b>	<b>0</b>
<b>Opponents</b>	<b>10</b>	<b>4</b>	<b>44</b>	<b>4.4</b>	<b>25</b>	<b>0</b>

KICKOFF RETURNS	NO	YDS	AVG	LG	TD
Zbikowski	3	68	22.7	31	0
Figurs	2	19	9.5	18	0
Rice	2	31	15.5	17	0
L. McClain	1	23	23.0	23	0
Wilcox	1	14	14.0	14	0
<b>RAVENS</b>	<b>9</b>	<b>155</b>	<b>17.2</b>	<b>31</b>	<b>0</b>
<b>Opponents</b>	<b>10</b>	<b>237</b>	<b>23.7</b>	<b>34</b>	<b>0</b>

FIELD GOALS	1-19	20-29	30-39	40-49	50+
Stover	0/0	2/2	1/1	1/1	0/0
<b>RAVENS</b>	<b>0/0</b>	<b>2/2</b>	<b>1/1</b>	<b>1/1</b>	<b>0/0</b>
<b>Opponents</b>	<b>1/1</b>	<b>1/1</b>	<b>1/1</b>	<b>2/2</b>	<b>0/1</b>

Stover: (23G,31G)(21G,43G)()

**RAVENS:** (23G,31G)(21G,43G)()

**Opponents:** (19G)(51N,27G)(34G,42G,46G)

	TD	TD%	INT	INT%	LG	SACK/LOST	RATING
Flacco	1	1.3	3	4.0	48t	3/16	50.8
<b>RAVENS</b>	<b>1</b>	<b>1.3</b>	<b>3</b>	<b>4.0</b>	<b>48t</b>	<b>3/16</b>	<b>50.8</b>
<b>Opponents</b>	<b>2</b>	<b>1.8</b>	<b>5</b>	<b>4.4</b>	<b>65t</b>	<b>8/66</b>	<b>68.0</b>

## DEFENSIVE

### FROM COACHES VIDEO

PLAYER	TT	SOLO	AS	SACKS	YDS LOST	INT	RET. YDS	PD	FF	FR
Lewis, Ray	29	23	6	0	0	0	0	1	2	0
Scott, Bart	26	22	4	0	0	0	0	0	0	0
Leonhard, Jim	16	14	2	0.5	5	1	20	1	1	2
Washington, Fabian	15	13	2	0	0	1	12	3	0	1
Ngata, Haloti	12	10	2	1	8	0	0	0	0	0
Bannan, Justin	11	9	2	0	0	0	0	0	0	0
Suggs, Terrell	11	10	1	4	35	0	0	0	0	1
Douglas, Marques	8	4	4	1	7	0	0	0	1	0
Reed, Ed	7	6	1	0	0	2	76	3	0	0
Johnson, Jarret	6	6	0	0	0	0	0	0	1	0
Rolle, Samari	6	4	2	0	0	1	3	2	0	0
Ivy, Corey	5	5	0	0	0	0	0	1	0	0
Walker, Frank	5	5	0	0	0	0	0	2	0	0
Nakamura, Haruki	4	3	1	0.5	5	0	0	0	0	0
McKinney, Brandon	3	2	1	0	0	0	0	0	0	0
Pryce, Trevor	3	3	0	1	6	0	0	1	0	0
Oglesby, Evan	2	2	0	0	0	0	0	0	0	0
Zbikowski, Tom	2	1	1	0	0	0	0	0	0	0
McClain, Jameel	1	1	0	0	0	0	0	0	0	0
<b>TOTALS</b>	<b>172</b>	<b>143</b>	<b>29</b>	<b>8</b>	<b>66</b>	<b>5</b>	<b>111</b>	<b>14</b>	<b>5</b>	<b>4</b>

## SPECIAL TEAMS

### FROM COACHES VIDEO

PLAYER	TT	SOLO	AS	FF	FR	BK
Ayanbadejo, Brendon	3	3	0	0	0	0
Greisen, Nick	3	3	0	0	0	0
McClain, Jameel	3	2	1	0	0	0
Nakamura, Haruki	3	3	0	0	0	0
Smith, Marcus	3	3	0	0	0	0
Stone, Daren	2	1	1	0	0	0
Jones, Edgar	1	1	0	0	0	0
Katula, Matt	1	1	0	0	0	0
Oglesby, Evan	1	0	1	0	0	0
Walker, Frank	1	1	0	0	0	1
Wilcox, Daniel	1	0	1	0	0	0
Zbikowski, Tom	1	0	1	0	0	0
Leonhard, Jim	0	0	0	0	1	0
<b>TOTALS</b>	<b>23</b>	<b>18</b>	<b>5</b>	<b>0</b>	<b>1</b>	<b>1</b>



# 2009 STATISTICS

## RESULTS AND ATTENDANCE

### WON 9, LOST 7

#### WILD CARD/AFC DIVISIONAL GAME

Date	Result	Score	Opponent	Attendance
09/13	W	38-24	Kansas City	71,099
09/20	W	31-26	at San Diego	66,882
09/27	W	34-3	Cleveland	70,950
10/04	L	21-27	at New England	68,756
10/11	L	14-17	Cincinnati	71,161
10/18	L	31-33	at Minnesota	63,689
11/01	W	30-7	Denver	71,132
11/08	L	7-17	at Cincinnati	64,313
11/16	W	16-0	at Cleveland	69,023
11/22	L	15-17	Indianapolis	71,320
11/29	W	20-17 OT	Pittsburgh	71,314
12/07	L	14-27	at Green Bay	70,286
12/13	W	48-3	Detroit	70,673
12/20	W	31-7	Chicago	71,011
12/27	L	20-23	at Pittsburgh	64,068
01/03	W	21-13	at Oakland	38,400

## TEAM STATISTICS

	RAVENS	OPPONENT
<b>TOTAL FIRST DOWNS</b>	<b>320</b>	<b>280</b>
Rushing	115	82
Passing	187	164
Penalty	18	34
3rd Down: Made/Att	89/214	80/218
3rd Down Pct.	41.6%	36.7%
4th Down: Made/Att	6/13	7/17
4th Down Pct.	46.2%	41.2%
<b>POSSESSION AVG.</b>	<b>29:18</b>	<b>29:42</b>
<b>TOTAL NET YARDS</b>	<b>5619</b>	<b>4808</b>
Avg. Per Game	351.2	300.5
Total Plays	1014	991
Avg. Per Play	5.5	4.9
<b>NET YARDS RUSHING</b>	<b>2200</b>	<b>1492</b>
Avg. Per Game	137.5	93.3
Total Rushes	468	435
<b>NET YARDS PASSING</b>	<b>3419</b>	<b>3316</b>
Avg. Per Game	213.7	207.3
Sacked/Yards Lost	36/218	32/190
Gross Yards	3637	3506
Attempts/Completions	510/321	524/306
Completion Pct.	62.9%	58.4%
Had Intercepted	13	22
<b>PUNTS/AVERAGE</b>	<b>74/43.1</b>	<b>79/43.4</b>
<b>NET PUNTING AVG.</b>	<b>37.9</b>	<b>37.2</b>
<b>PENALTIES/YARDS</b>	<b>115/1094</b>	<b>88/741</b>
<b>FUMBLES/BALL LOST</b>	<b>19/9</b>	<b>20/10</b>
<b>TOUCHDOWNS</b>	<b>47</b>	<b>27</b>
Rushing	22	8
Passing	21	17
Returns	4	2

SCORE BY PERIODS	1	2	3	4	OT	PTS
RAVENS	77	81	123	107	3	391
Opponents	57	95	47	62	0	261

SCORING	TD	RU	PA	RT	K/PAT	FG	S	PTS
McGahee	14	12	2	0	0/0	0/0	0	84
Cundiff	0	0	0	0	19/19	12/17	0	55
Hauschka	0	0	0	0	27/28	9/13	0	54
Rice	8	7	1	0	0/0	0/0	0	48
Mason	7	0	7	0	0/0	0/0	0	42
Heap	6	0	6	0	0/0	0/0	0	36
Clayton	2	0	2	0	0/0	0/0	0	12
L. McClain	2	2	0	0	0/0	0/0	0	12
K. Washington	2	0	2	0	0/0	0/0	0	12
Edwards	1	0	0	1	0/0	0/0	0	6
Landry	1	0	0	1	0/0	0/0	0	6
Reed	1	0	0	1	0/0	0/0	0	6
T. Smith	1	1	0	0	0/0	0/0	0	6
Webb	1	0	0	1	0/0	0/0	0	6
D. Williams	1	0	1	0	0/0	0/0	0	6
<b>RAVENS</b>	<b>47</b>	<b>22</b>	<b>21</b>	<b>4</b>	<b>46/47</b>	<b>21/30</b>	<b>0</b>	<b>391</b>
<b>Opponents</b>	<b>27</b>	<b>8</b>	<b>17</b>	<b>2</b>	<b>27/27</b>	<b>24/27</b>	<b>0</b>	<b>261</b>

### 2-PT. CONVERSIONS: RAVENS 0-0, Opponents 0-0

**SACKS:** Pryce 6.5, J. Johnson 6, Suggs 4.5, Barnes 3, Gregg 3, Lewis 3, Carr 1.5, Ngata 1.5, Ayanbadejo 1, Edwards 1, Webb 1, **RAVENS 32, Opponents 36**

**FUM/LOST:** Flacco 8/2, Reed 3/1, Rice 3/3, Carr 2/1, Clayton 1/1, Heap 1/0, McGahee 1/1

## RUSHING

	NO	YDS	AVG	LG	TD
Rice	254	1339	5.3	59t	7
McGahee	109	544	5.0	77t	12
L. McClain	46	180	3.9	20	2
Flacco	35	56	1.6	10	0
T. Smith	8	31	3.9	15t	1
Clayton	4	28	7.0	12	0
Parmele	5	17	3.4	7	0
Heap	1	2	2.0	2	0
Mason	1	2	2.0	2	0
K. Washington	1	1	1.0	1	0
Lawrence	4	0	0.0	4	0
<b>RAVENS</b>	<b>468</b>	<b>2200</b>	<b>4.7</b>	<b>77t</b>	<b>22</b>
<b>Opponents</b>	<b>435</b>	<b>1492</b>	<b>3.4</b>	<b>58</b>	<b>8</b>

## RECEIVING

	NO	YDS	AVG	LG	TD
Rice	78	702	9.0	63	1
Mason	73	1028	14.1	72t	7
Heap	53	593	11.2	31	6
Clayton	34	480	14.1	54	2
K. Washington	34	431	12.7	28	2
L. McClain	21	141	6.7	19	0
McGahee	15	85	5.7	14	2
D. Williams	8	142	17.8	34	1
L. Smith	2	31	15.5	26	0
Jones	1	8	8.0	8	0
Lawrence	1	4	4.0	4	0
Oher	1	-8	-8.0	-8	0
<b>RAVENS</b>	<b>321</b>	<b>3637</b>	<b>11.3</b>	<b>72t</b>	<b>21</b>
<b>Opponents</b>	<b>306</b>	<b>3506</b>	<b>11.5</b>	<b>81t</b>	<b>17</b>

## INTERCEPTIONS

	NO	YDS	AVG	LG	TD
Landry	4	89	22.3	48t	1
Foxworth	4	34	8.5	19	0
Reed	3	111	37.0	52t	1
Carr	2	24	12.0	13	0
Zbikowski	2	13	6.5	21	0
Johnson	2	8	4.0	8	0
Ellerbe	1	28	28.0	28	0
Kruger	1	26	26.0	26	0
Barnes	1	4	4.0	4	0
Ayanbadejo	1	0	0.0	0	0
Walker	1	0	0.0	0	0
Lewis	0	9	----	9	0
<b>RAVENS</b>	<b>22</b>	<b>346</b>	<b>15.7</b>	<b>52t</b>	<b>2</b>
<b>Opponents</b>	<b>13</b>	<b>195</b>	<b>15.0</b>	<b>70</b>	<b>0</b>

## PUNTING

	NO	YDS	AVG	NET	TB	IN	LG	BLK
Koch	73	3188	43.7	37.9	5	26	60	1
<b>RAVENS</b>	<b>74</b>	<b>3188</b>	<b>43.1</b>	<b>37.9</b>	<b>5</b>	<b>26</b>	<b>60</b>	<b>1</b>
<b>Opponents</b>	<b>79</b>	<b>3426</b>	<b>43.4</b>	<b>37.2</b>	<b>10</b>	<b>24</b>	<b>61</b>	<b>0</b>

## PUNT RETURNS

	RET	FC	YDS	AVG	LG	TD
Carr	32	17	262	8.2	34	0
Reed	7	1	29	4.1	9	0
Webb	0	0	-1	----	-1	0
<b>RAVENS</b>	<b>39</b>	<b>18</b>	<b>290</b>	<b>7.4</b>	<b>34</b>	<b>0</b>
<b>Opponents</b>	<b>38</b>	<b>12</b>	<b>287</b>	<b>7.6</b>	<b>49t</b>	<b>1</b>

## KICKOFF RETURNS

	NO	YDS	AVG	LG	TD
Webb	35	918	26.2	95t	1
Carr	13	315	24.2	41	0
Parmele	9	283	31.4	53	0
Edwards	1	14	14.0	14	0
L. McClain	1	17	17.0	17	0
<b>RAVENS</b>	<b>59</b>	<b>1547</b>	<b>26.2</b>	<b>95t</b>	<b>1</b>
<b>Opponents</b>	<b>77</b>	<b>1565</b>	<b>20.3</b>	<b>53</b>	<b>0</b>

## FIELD GOALS

	1-19	20-29	30-39	40-49	50+	
Cundiff	Bal.	0/0	5/5	4/7	3/3	0/2
Hauschka	0/0	1/1	5/7	3/5	3/5	0/0
<b>RAVENS</b>	<b>0/0</b>	<b>6/6</b>	<b>9/14</b>	<b>6/8</b>	<b>0/2</b>	
<b>Opponents</b>	<b>0/0</b>	<b>12/12</b>	<b>9/11</b>	<b>2/3</b>	<b>1/1</b>	

**Cundiff:** (games 10-16) (46G, 44G, 38G, 36G, 30N, 20G) (24G, 56N, 29G) () (38G, 25G) (30N, 40G) (27G, 35G) (37N, 51N)  
**Hauschka:** (games 1-9) (44G, 41N) (33G) (36G, 33G) () (29G, 44N) (43G, 35G, 31G) (38N) (36N, 44G)  
**Opponents:** (53G) (29G, 22G, 23G, 25G) (29G) (32G, 33G) (32B, 32G) (40G, 22G, 29G, 31G) () (23G) () (25G) (44G) (28G, 38N, 32G) (45N, 22G) () (26G, 39G, 38G) (37G, 39G)

PASSING	ATT	COMP	YARDS	COMP%	YDS/ATT	TD	TD%	INT	INT%	LG	SACK/LOST	RATING
Flacco	499	315	3613	63.1%	7.2	21	4.2%	12	2.4%	72t	36/218	88.9
T. Smith	9	5	24	55.6%	2.7	0	0.0%	1	11.1%	9	0/0	21.3
Clayton	1	1	0	100.0%	0.0	0	0.0%	0	0.0%	0	0/0	79.2
Rice	1	0	0	0.0%	0.0	0	0.0%	0	0.0%	----	0/0	39.6
<b>RAVENS</b>	<b>510</b>	<b>321</b>	<b>3637</b>	<b>62.9%</b>	<b>7.1</b>	<b>21</b>	<b>4.1%</b>	<b>13</b>	<b>2.5%</b>	<b>72t</b>	<b>36/218</b>	<b>87.4</b>
<b>Opponents</b>	<b>524</b>	<b>306</b>	<b>3506</b>	<b>58.4%</b>	<b>6.7</b>	<b>17</b>	<b>3.2%</b>	<b>22</b>	<b>4.2%</b>	<b>81t</b>	<b>32/190</b>	<b>71.9</b>



# 2009 STATISTICS

## DEFENSIVE

FROM COACHES VIDEO

PLAYER	YDS					RET.				
	TT	SOLO	AS	SACKS	LOST	INT	YDS	PD	FF	FR
Lewis, Ray	164	100	64	3	16	0	9	6	3	1
Landry, Dawan	82	74	8	0	0	4	89	11	0	0
Johnson, Jarret	70	49	21	6	45	2	8	4	1	0
Gregg, Kelly	64	40	24	3	3	0	0	0	0	0
Foxworth, Dominique	62	51	11	0	0	4	34	21	0	1
Suggs, Terrell	58	41	17	4.5	33	0	0	5	1	1
Ellerbe, Dannell	55	37	18	0	0	1	28	4	0	1
Reed, Ed	54	50	4	0	0	3	111	6	3	1
Gooden, Tavares	52	29	23	0	0	0	0	2	0	0
Edwards, Dwan	50	30	20	1	2	0	0	1	0	2
Ngata, Haloti	41	23	18	1.5	13	0	0	0	1	1
Washington, Fabian	41	33	8	0	0	0	0	8	0	0
Carr, Chris	39	31	8	1.5	13.5	2	24	9	2	0
Bannan, Justin	37	23	14	0	0	0	0	0	0	0
Pryce, Trevor	37	23	14	6.5	40.5	0	0	0	1	0
Webb, Lardarius	36	25	11	1	4	0	0	6	0	0
McClain, Jameel	29	17	12	0	0	0	0	0	0	0
Ayanbadejo, Brendon	22	14	8	1	5	1	0	1	0	0
Zbikowski, Tom	16	15	1	0	0	2	13	4	0	0
Walker, Frank	14	8	6	0	0	1	0	4	0	1
Kruger, Paul	12	4	8	0	0	1	26	4	0	0
Barnes, Antwan	7	6	1	3	15	1	4	1	1	0
McKinney, Brandon	3	1	2	0	0	0	0	0	0	0
Burgess, Prescott	2	0	2	0	0	0	0	0	0	0
Nakamura, Haruki	1	1	0	0	0	0	0	0	0	0
Talavou, Kelly	1	1	0	0	0	0	0	0	0	0
Williams, Cary	1	1	0	0	0	0	0	0	0	0
Ivy, Corey	0	0	0	0	0	0	0	1	0	0
<b>Totals</b>	<b>1050</b>	<b>727</b>	<b>323</b>	<b>32</b>	<b>190</b>	<b>22</b>	<b>346</b>	<b>98</b>	<b>13</b>	<b>9</b>

## SPECIAL TEAMS

FROM COACHES VIDEO

PLAYER	TT	SOLO	AS	FF	FR	BK
McClain, Jameel	33	16	17	1	0	0
Zbikowski, Tom	28	19	9	0	0	0
Jones, Edgar	19	12	7	0	0	0
Lawrence, Matt	16	7	9	1	0	0
Gooden, Tavares	13	8	5	0	0	0
Webb, Lardarius	11	6	5	0	0	0
Carr, Chris	10	7	3	0	0	0
Landry, Dawan	10	9	1	0	0	0
Tyree, David	10	9	1	0	0	0
Ellerbe, Dannell	8	8	0	0	0	0
Barnes, Antwan	7	5	2	0	0	0
Nakamura, Haruki	7	4	3	1	0	0
Parmele, Jalen	7	5	2	0	1	0
Ayanbadejo, Brendon	6	6	0	0	0	0
Williams, Cary	5	4	1	2	0	0
Katula, Matt	4	2	2	0	0	0
Walker, Frank	3	3	0	0	0	0
Gerard, K.J.	2	2	0	0	0	0
Hauschka, Steve	2	2	0	0	0	0
Harper, Justin	1	0	1	0	0	0
McClain, LeRon	1	1	0	0	0	0
Paschal, Marcus	1	0	1	0	0	0
Washington, Kelley	1	1	0	0	0	0
Gregg, Kelly	0	0	0	0	0	1
<b>Totals</b>	<b>241</b>	<b>155</b>	<b>86</b>	<b>5</b>	<b>1</b>	<b>2</b>

## TOP THREE

SOLO	SACKS	FF	FR	PD
100 Ray Lewis	6.5 Trevor Pryce	3 Ray Lewis	2 Dwan Edwards	21 Dominique Foxworth
74 Dawan Landry	6 Jarret Johnson	Ed Reed	1 7 Players	11 Dawan Landry
51 Dominique Foxworth	4.5 Terrell Suggs	2 Chris Carr		9 Chris Carr

## USUAL STARTERS

OFFENSE		DEFENSE	
WR 89	Mark Clayton	DT 92	Haloti Ngata
LT 71	Jared Gaither	NT 97	Kelly Gregg
LG 66	Ben Grubbs	DE 93	Dwan Edwards
C 77	Matt Birk	SLB 95	Jarret Johnson
RG 73	Marshal Yanda	MIKE 52	Ray Lewis
RT 74	Michael Oher	JACK 56	Tavares Gooden
TE 86	Todd Heap	RLB 55	Terrell Suggs
WR 85	Derrick Mason	LCB 31	Fabian Washington
QB 5	Joe Flacco	RCB 24	Dominique Foxworth
RB 27	Ray Rice	SS 26	Dawan Landry
FB 33	LeRon McClain	FS 20	Ed Reed

## COACHES

**John Harbaugh**, Head Coach; **Jerry Rosburg**, Asst. Head Coach/Special Teams Coordinator; **Cam Cameron**, Offensive Coordinator; **Greg Mattison**, Defensive Coordinator; **Roy Anderson**, Defensive Asst.; **Clarence Brooks**, Defensive Line; **Jason Brooks**, Asst. to the Offense; **Mark Carrier**, Defensive Backs; **John Dunn**, Asst. Strength and Conditioning; **Vic Fangio**, Linebackers; **Wade Harman**, Tight Ends; **Jim Hostler**, Wide Receivers; **Hue Jackson**, Quarterbacks; **Marwan Maalouf**, Asst. Special Teams; **John Matsko**, Offensive Line; **Andy Moeller**, Asst. Offensive Line; **Wilbert Montgomery**, Running Backs; **Chuck Pagano**, Secondary; **Bob Rogucki**, Strength and Conditioning; **Craig Ver Steeg**, Offensive Asst.; **Matt Weiss**, Head Coach's Asst.

## RAVENS HONOR ROLL

**AP All-Pro:** LB Ray Lewis (1st Team), FB LeRon McClain (2nd Team), DT Haloti Ngata (2nd Team), S Ed Reed (2nd Team), RB Ray Rice (2nd Team)  
**Pro Bowl:** LB Ray Lewis (starter), FB LeRon McClain (starter), DT Haloti Ngata (starter), S Ed Reed (starter), RB Ray Rice  
**Pro Bowl Alternate:** G Ben Grubbs (first)  
**Pro Football Weekly/PFWA's All-NFL Team:** DT Haloti Ngata; T Michael Oher (Rookie)  
**USA Today's All-Joe Team:** QB Joe Flacco, T Michael Oher  
**NFL Players of the Week/Month:** LB Brendon Ayanbadejo (Week 3) - Defense, CB Dominique Foxworth (Week 15) - Defense, RB Willis McGahee (Week 17) - Offense, T Michael Oher (Rookie, December)  
**Ed Block Courage Award:** S Dawan Landry  
**Ravens Roost Unsung Hero:** C Matt Birk  
**Ravens Roost Extra Effort:** CB Dominique Foxworth  
**Ravens Nest Player of the Year:** DT Haloti Ngata

## SEASON TRENDS

	Reg.	Post.		Reg.	Post.
Record	9-7	1-1	When Scoring First	8-1	1-0
vs. AFC North	3-3	0-0	When Not Scoring First	1-6	0-1
vs. AFC	7-5	1-1	Positive or even Turnover Ratio	7-3	1-0
vs. NFC	2-2	0-0	Negative Turnover Ratio	2-4	0-1
Home	6-2	0-0	Winning Penalty Ratio	1-1	1-0
Away	3-5	1-1	Losing Penalty Ratio	7-6	0-1
On Grass	3-2	0-0	Overtime	1-0	0-0
Artificial Turf	6-5	1-1	With a 100-Yard Rusher	3-2	1-0
Outdoors	9-6	1-0	With a 100-Yard Receiver	2-2	0-0
Indoors	0-1	0-1	Without a 100-yard Rusher	6-5	0-1
Leading at Halftime	8-1	1-0	Without a 100-yard Receiver	7-5	1-1
Trailing at Halftime	0-6	0-1	When Allowing a 100-Yard Rusher	0-3	0-0
Tied at Halftime	1-0	0-0	When Not Allowing a 100-Yard Rusher	9-4	1-1
Tied After 3 Quarters	0-1	0-0	When Allowing a 100-Yard Receiver	1-2	0-0
Leading After 3 Quarters	9-0	1-0	When Not Allowing a 100-Yard Receiver	8-5	1-1
Trailing After 3 Quarters	0-6	0-1	With a 300-Yard Passer	2-1	0-0
Decided by 7 Points or less	2-5	0-0	Without a 300-Yard Passer	7-6	1-1
Decided by 3 Points or less	1-4	0-0	When Allowing a 300-Yard Passer	1-0	0-0
			When Not Allowing a 300-Yard Passer	8-7	1-1

# 2009 POSTSEASON STATISTICS

## RESULTS AND ATTENDANCE

### WON 1, LOST 1

01/10	W	33-14	at New England	68,756
01/16	L	3-20	at Indianapolis	67,535

## TEAM STATISTICS

	RAVENS	OPPONENT
<b>TOTAL FIRST DOWNS</b>	<b>28</b>	<b>37</b>
Rushing	15	7
Passing	13	25
Penalty	0	5
3rd Down: Made/Att	15/29	9/27
3rd Down Pct.	51.7	33.3
4th Down: Made/Att	0/2	2/3
4th Down Pct.	0.0	66.7
<b>POSSESSION AVG.</b>	<b>29:12</b>	<b>30:49</b>
<b>TOTAL NET YARDS</b>	<b>538</b>	<b>471</b>
Avg. Per Game	269.0	235.5
Total Plays	117	134
Avg. Per Play	4.6	3.5
<b>NET YARDS RUSHING</b>	<b>321</b>	<b>106</b>
Avg. Per Game	160.5	53.0
Total Rushes	71	43
<b>NET YARDS PASSING</b>	<b>217</b>	<b>365</b>
Avg. Per Game	108.5	182.5
Sacked/Yards Lost	1/6	5/35
Gross Yards	223	400
Att./Completions	45/24	86/53
Completion Pct.	53.3	61.6
Had Intercepted	3	4
<b>PUNTS/AVERAGE</b>	<b>9/41.6</b>	<b>11/42.7</b>
<b>NET PUNTING AVG.</b>	<b>9/35.2</b>	<b>11/37.8</b>
<b>PENALTIES/YARDS</b>	<b>10/79</b>	<b>9/66</b>
<b>FUMBLES/BALL LOST</b>	<b>4/3</b>	<b>1/1</b>
<b>TOUCHDOWNS</b>	<b>4</b>	<b>4</b>
Rushing	4	0
Passing	0	4
Returns	0	0

SCORE BY PERIODS	1	2	3	4	OT	PTS
RAVENS	27	0	3	6	0	36
OPPONENTS	3	21	7	3	0	34

SCORING	TD	RU	PA	RT	K/PAT	FG	S	PTS
Cundiff	0	0	0	0	3/3	3/3	0	12
Rice	2	2	0	0			0	12
L. McClain	1	1	0	0			0	6
McGahee	1	1	0	0			0	6
<b>RAVENS</b>	<b>4</b>	<b>4</b>	<b>0</b>	<b>0</b>	<b>3/3</b>	<b>3/3</b>	<b>0</b>	<b>36</b>
<b>Opponents</b>	<b>4</b>	<b>0</b>	<b>4</b>	<b>0</b>	<b>4/4</b>	<b>2/3</b>	<b>0</b>	<b>34</b>

**2-PT. CONVERSIONS: RAVENS 0-1, Opponents 0-0**

**SACKS:** Edwards 1, Johnson 1, Lewis 1, Ngata 1, Suggs 1, **RAVENS 5, Opponents 1**

**FUM/LOST:** Heap 1/0, Reed 1/1, Rice 1/1, Zbikowski 1/1

PASSING	ATT	COMP	YARDS	COMP%	YDS/ATT
Flacco	45	24	223	53.3	4.96
<b>RAVENS</b>	<b>45</b>	<b>24</b>	<b>223</b>	<b>53.3</b>	<b>4.96</b>
<b>Opponents</b>	<b>86</b>	<b>53</b>	<b>400</b>	<b>61.6</b>	<b>4.65</b>

## RUSHING

	NO	YDS	AVG	LG	TD
Rice	35	226	6.5	83t	2
McGahee	22	69	3.1	12	1
L. McClain	6	11	1.8	4	1
Clayton	1	8	8.0	8	0
Flacco	7	7	1.0	7	0
<b>RAVENS</b>	<b>71</b>	<b>321</b>	<b>4.5</b>	<b>83t</b>	<b>4</b>
<b>Opponents</b>	<b>43</b>	<b>106</b>	<b>2.5</b>	<b>13</b>	<b>0</b>

## RECEIVING

	NO	YDS	AVG	LG	TD
Rice	9	60	6.7	26	0
Mason	5	72	14.4	27	0
Heap	4	35	8.8	11	0
McGahee	2	20	10.0	13	0
Clayton	1	17	17.0	17	0
D. Williams	1	12	12.0	12	0
K. Washington	1	11	11.0	11	0
L. McClain	1	-4	-4.0	-4	0
<b>RAVENS</b>	<b>24</b>	<b>223</b>	<b>9.3</b>	<b>27</b>	<b>0</b>
<b>Opponents</b>	<b>53</b>	<b>400</b>	<b>7.5</b>	<b>24</b>	<b>4</b>

## INTERCEPTIONS

	NO	YDS	AVG	LG	TD
Reed	2	63	31.5	38	0
Landry	1	67	67.0	42	0
Carr	1	3	3.0	3	0
<b>RAVENS</b>	<b>4</b>	<b>133</b>	<b>33.3</b>	<b>50</b>	<b>0</b>
<b>Opponents</b>	<b>3</b>	<b>0</b>	<b>0.0</b>	<b>0</b>	<b>0</b>

## PUNTING

	NO	YDS	AVG	NET	TB	IN	LG	BLK
Koch	9	374	41.6	35.2	0	3	59	0
<b>RAVENS</b>	<b>9</b>	<b>374</b>	<b>41.6</b>	<b>35.2</b>	<b>0</b>	<b>3</b>	<b>59</b>	<b>0</b>
<b>Opponents</b>	<b>11</b>	<b>470</b>	<b>42.7</b>	<b>37.8</b>	<b>1</b>	<b>3</b>	<b>56</b>	<b>0</b>

## PUNT RETURNS

	RET	FC	YDS	AVG	LG	TD
Carr	3	3	34	11.3	34	0
Zbikowski	1	0	0	0.0	0	0
<b>RAVENS</b>	<b>4</b>	<b>3</b>	<b>34</b>	<b>8.5</b>	<b>34</b>	<b>0</b>
<b>Opponents</b>	<b>5</b>	<b>2</b>	<b>57</b>	<b>11.4</b>	<b>28</b>	<b>0</b>

## KICKOFF RETURNS

	NO	YDS	AVG	LG	TD
Parmele	5	97	19.4	26	0
L. McClain	1	9	9.0	9	0
Zbikowski	1	30	30.0	30	0
<b>RAVENS</b>	<b>7</b>	<b>136</b>	<b>19.4</b>	<b>30</b>	<b>0</b>
<b>Opponents</b>	<b>7</b>	<b>132</b>	<b>18.9</b>	<b>42</b>	<b>0</b>

## FIELD GOALS

	1-19	20-29	30-39	40-49	50+
Cundiff	0/0	3/3	0/0	0/0	0/0
<b>RAVENS</b>	<b>0/0</b>	<b>3/3</b>	<b>0/0</b>	<b>0/0</b>	<b>0/0</b>
<b>Opponents</b>	<b>0/0</b>	<b>0/0</b>	<b>1/1</b>	<b>1/2</b>	<b>0/0</b>

Cundiff: (27G,23G)(25G)

**RAVENS:** (27G,23G)(25G)

**Opponents:** (44N)(44G,33G)

	TD	TD%	INT	INT%	LG	SACK/LOST	RATING
Flacco	0	0.0	3	6.7	27	1/6	39.4
<b>RAVENS</b>	<b>0</b>	<b>0.0</b>	<b>3</b>	<b>6.7</b>	<b>27</b>	<b>1/6</b>	<b>39.4</b>
<b>Opponents</b>	<b>4</b>	<b>4.7</b>	<b>4</b>	<b>4.7</b>	<b>24</b>	<b>5/35</b>	<b>68.9</b>

## DEFENSIVE

FROM COACHES VIDEO

PLAYER	TT	SOLO	AS	SACKS	YDS	RET.	LOST	INT	YDS	PD	FF	FR
Lewis, Ray	21	10	11	1	7	0	0	1	0	0	0	0
Foxworth, Domonique	17	16	1	0	0	0	0	1	0	0	0	0
Ellerbe, Dannel	16	15	1	0	0	0	0	0	0	0	0	0
Carr, Chris	10	9	1	0	0	1	3	1	0	0	0	0
Suggs, Terrell	10	7	3	1	9	0	0	0	1	1	1	1
Edwards, Dwan	9	7	2	1	6	0	0	0	0	0	0	0
Johnson, Jarret	8	7	1	1	4	0	0	0	0	0	0	0
Landry, Dawan	7	4	3	0	0	1	67*	2	0	0	0	0
Ngata, Haloti	7	4	3	1	9	0	0	0	0	0	0	0
Walker, Frank	7	6	1	0	0	0	0	1	0	0	0	0
Reed, Ed	6	3	3	0	0	2	63	3	0	0	0	0
Gregg, Kelly	3	3	0	0	0	0	0	0	0	0	0	0
Zbikowski, Tom	2	2	0	0	0	0	0	0	0	0	0	0
Bannan, Justin	1	1	0	0	0	0	0	0	0	0	0	0
Ivy, Corey	1	1	0	0	0	0	0	0	0	0	0	0
<b>Totals</b>	<b>125</b>	<b>95</b>	<b>30</b>	<b>5</b>	<b>35</b>	<b>4</b>	<b>66</b>	<b>9</b>	<b>1</b>	<b>1</b>	<b>1</b>	<b>1</b>

\*Dawan Landry had an INT at NE (1/10/10) and returned it 42 yards. He also took a lateral from Ed Reed after an INT, which Landry returned an additional 25 yards.

## SPECIAL TEAMS

FROM COACHES VIDEO

PLAYER	TT	SOLO	AS	FF	FR	BK
Landry, Dawan	3	2	1	0	0	0
Gooden, Tavares	2	2	0	0	0	0
Katula, Matt	2	2	0	0	0	0
Tyree, David	2	1	1	0	0	0
Foxworth, Domonique	1	1	0	0	0	0
Jones, Edgar	1	1	0	0	0	0
Parmele, Jalen	1	1	0	0	0	0
Walker, Frank	1	1	0	0	0	0
Zbikowski, Tom	1	1	0	0	0	0
<b>Totals</b>	<b>14</b>	<b>12</b>	<b>2</b>	<b>0</b>	<b>0</b>	<b>0</b>





# 2010 STATISTICS

## RESULTS AND ATTENDANCE

### WON 12, LOST 4

#### WILD CARD/DIVISIONAL GAME

Date	Result	Score	Opponent	Attendance
09/13	W	10-9	at New York Jets	78,127
09/19	L	10-15	at Cincinnati	64,071
09/26	W	24-17	Cleveland	71,119
10/03	W	17-14	at Pittsburgh	64,729
10/10	W	31-17	Denver	71,246
10/17	L	20-23 OT	at New England	68,756
10/24	W	37-34 OT	Buffalo	71,220
11/07	W	26-10	Miami	71,305
11/11	L	21-26	at Atlanta	68,474
11/21	W	37-13	at Carolina	73,021
11/28	W	17-10	Tampa Bay	70,989
12/05	L	10-13	Pittsburgh	71,418
12/13	W	34-28 OT	at Houston	71,113
12/19	W	30-24	New Orleans	71,432
12/26	W	20-10	at Cleveland	65,028
01/02	W	13-7	Cincinnati	71,008

## TEAM STATISTICS

	RAVENS	OPPONENTS
<b>TOTAL FIRST DOWNS</b>	<b>303</b>	<b>284</b>
Rushing	97	79
Passing	175	187
Penalty	31	18
3rd Down: Made/Att	82/210	87/229
3rd Down Pct.	39.0	38.0
4th Down: Made/Att	4/10	6/12
4th Down Pct.	40.0	50.0
<b>POSSESSION AVG.</b>	<b>30:42</b>	<b>29:18</b>
<b>TOTAL NET YARDS</b>	<b>5166</b>	<b>5102</b>
Avg. Per Game	322.9	318.9
Total Plays	1018	1007
Avg. Per Play	5.1	5.1
<b>NET YARDS RUSHING</b>	<b>1831</b>	<b>1503</b>
Avg. Per Game	114.4	93.9
Total Rushes	487	384
<b>NET YARDS PASSING</b>	<b>3335</b>	<b>3599</b>
Avg. Per Game	208.4	224.9
Sacked/Yards Lost	40/294	27/190
Gross Yards	3629	3789
Att./Completions	491/308	596/349
Completion Pct.	62.7	58.6
Had Intercepted	10	19
<b>PUNTS/AVERAGE</b>	<b>81/43.6</b>	<b>89/43.5</b>
<b>NET PUNTING AVG.</b>	<b>81/39.2</b>	<b>89/39.1</b>
<b>PENALTIES/YARDS</b>	<b>90/673</b>	<b>117/984</b>
<b>FUMBLES/BALL LOST</b>	<b>22/10</b>	<b>24/8</b>
<b>TOUCHDOWNS</b>	<b>40</b>	<b>27</b>
Rushing	11	5
Passing	25	22
Returns	4	0

SCORE BY PERIODS	1	2	3	4	OT	PTS
RAVENS	61	132	75	80	9	357
Opponents	51	73	24	119	3	270

SCORING	TD	RU	PA	RT	K/PAT	FG	S	PTS
Cundiff	0	0	0	0	39/39	26/29	0	117
Boldin	7	0	7	0	0	0	0	42
Mason	7	0	7	0	0	0	0	42
McGahee	6	5	1	0	0	0	0	36
Rice	6	5	1	0	0	0	0	36
Heap	5	0	5	0	0	0	0	30
Houshmandzadeh	3	0	3	0	0	0	0	18
Dickson	1	0	1	0	0	0	0	6
Flacco	1	1	0	0	0	0	0	6
Landry	1	0	0	1	0	0	0	6
Lewis	1	0	0	1	0	0	0	6
D. Reed	1	0	0	1	0	0	0	6
Wilson	1	0	0	1	0	0	0	6
<b>RAVENS</b>	<b>40</b>	<b>11</b>	<b>25</b>	<b>4</b>	<b>39/39</b>	<b>26/29</b>	<b>0</b>	<b>357</b>
Opponents	27	5	22	0	25/25	27/32	0	270

### 2-PT. CONVERSIONS: RAVENS 0-0, Opponents 1-2

**SACKS:** Suggs 11, Ngata 5.5, Redding 3, Lewis 2, Johnson 1.5, Ellerbe 1, Kruger 1, Landry 1, J. McClain 1, **RAVENS 27, Opponents 40**

**FUM/LOST:** Flacco 9/4, McGahee 2/2, E. Reed 2/0, Webb 2/1, Boldin 1/1, Heap 1/0, Houshmandzadeh 1/0, Koch 1/0, Parmele 1/0, Stallworth 1/1, Wilson 1/1

PASSING	ATT	COMP	YARDS	COMP%	YDS/ATT	TD	TD%	INT	INT%	LG	SACK/LOST	RATING
Flacco	489	306	3622	62.6	7.41	25	5.1	10	2.0	67	40/294	93.6
Boldin	1	1	-6	100.0	-6.00	0	0.0	0	0.0	-6	0/0	79.2
Koch	1	1	13	100.0	13.00	0	0.0	0	0.0	13	0/0	118.8
<b>RAVENS</b>	<b>491</b>	<b>308</b>	<b>3629</b>	<b>62.7</b>	<b>7.39</b>	<b>25</b>	<b>5.1</b>	<b>10</b>	<b>2.0</b>	<b>67</b>	<b>40/294</b>	<b>93.6</b>
Opponents	596	349	3789	58.6	6.36	22	3.7	19	3.2	88t	27/190	76.4

## RUSHING

	NO	YDS	AVG	LG	TD
Rice	307	1220	4.0	50	5
McGahee	100	380	3.8	30t	5
L. McClain	28	85	3.0	16	0
Flacco	43	84	2.0	14	1
Stallworth	5	45	9.0	19	0
D. Reed	1	15	15.0	15	0
Boldin	2	2	1.0	3	0
Koch	1	0	0.0	0	0
<b>RAVENS</b>	<b>487</b>	<b>1831</b>	<b>3.8</b>	<b>50</b>	<b>11</b>
<b>Opponents</b>	<b>384</b>	<b>1503</b>	<b>3.9</b>	<b>48</b>	<b>5</b>

## RECEIVING

	NO	YDS	AVG	LG	TD
Boldin	64	837	13.1	61	7
Rice	63	556	8.8	34	1
Mason	61	802	13.1	42	7
Heap	40	599	15.0	65t	5
Houshmandzadeh	30	398	13.3	56t	3
L. McClain	21	134	6.4	19	0
McGahee	14	55	3.9	32t	1
Dickson	11	152	13.8	58	1
Stallworth	2	82	41.0	67	0
Williams	1	13	13.0	13	0
Pitta	1	1	1.0	1	0
<b>RAVENS</b>	<b>308</b>	<b>3629</b>	<b>11.8</b>	<b>67</b>	<b>25</b>
<b>Opponents</b>	<b>349</b>	<b>3789</b>	<b>10.9</b>	<b>88t</b>	<b>22</b>

## INTERCEPTIONS

	NO	YDS	AVG	LG	TD
E. Reed	8	183	22.9	44	0
Wilson	3	12	4.0	12t	1
Webb	2	32	16.0	32	0
Lewis	2	26	13.0	24t	1
Carr	2	13	6.5	12	0
Hamlin	1	0	0.0	0	0
Redding	1	0	0.0	0	0
Landry	0	23	---	23t	1
<b>RAVENS</b>	<b>19</b>	<b>289</b>	<b>15.2</b>	<b>44</b>	<b>3</b>
<b>Opponents</b>	<b>10</b>	<b>191</b>	<b>19.1</b>	<b>66</b>	<b>0</b>

## PUNTING

	NO	YDS	AVG	NET	TB	IN	LG	BLK
Koch	81	3530	43.6	39.2	4	39	60	0
<b>RAVENS</b>	<b>81</b>	<b>3530</b>	<b>43.6</b>	<b>39.2</b>	<b>4</b>	<b>39</b>	<b>60</b>	<b>0</b>
<b>Opponents</b>	<b>89</b>	<b>3875</b>	<b>43.5</b>	<b>39.1</b>	<b>4</b>	<b>26</b>	<b>65</b>	<b>0</b>

## PUNT RETURNS

	RET	FC	YDS	AVG	LG	TD
Webb	21	12	199	9.5	35	0
Zbikowski	16	8	101	6.3	20	0
Carr	3	0	8	2.7	10	0
E. Reed	3	6	11	3.7	9	0
<b>RAVENS</b>	<b>43</b>	<b>26</b>	<b>319</b>	<b>7.4</b>	<b>35</b>	<b>0</b>
<b>Opponents</b>	<b>34</b>	<b>22</b>	<b>275</b>	<b>8.1</b>	<b>32</b>	<b>0</b>

## KICKOFF RETURNS

	NO	YDS	AVG	LG	TD
Parmele	24	562	23.4	39	0
D. Reed	21	616	29.3	103t	1
Wilson	6	117	19.5	26	0
Zbikowski	3	48	16.0	20	0
Carr	1	14	14.0	14	0
Nakamura	0	0	---	---	0
<b>RAVENS</b>	<b>55</b>	<b>1357</b>	<b>24.7</b>	<b>103t</b>	<b>1</b>
<b>Opponents</b>	<b>38</b>	<b>987</b>	<b>26.0</b>	<b>64</b>	<b>0</b>

## FIELD GOALS

	1-19	20-29	30-39	40-49	50+
Cundiff	0/0	11/11	8/9	7/8	0/1
<b>RAVENS</b>	<b>0/0</b>	<b>11/11</b>	<b>8/9</b>	<b>7/8</b>	<b>0/1</b>
<b>Opponents</b>	<b>2/2</b>	<b>8/9</b>	<b>8/8</b>	<b>7/10</b>	<b>2/3</b>

**Cundiff:** (25G) (38G) (51N, 49G) (46N, 33G) (37G) (26G, 25G) (41G, 48G, 38G) (26G, 39G, 37N, 20G, 24G) ( ) (22G, 33G, 49G) (45G) (24G) ( ) (33G, 32G, 27G) (27G, 40G) (25G, 47G)

**Opponents:** (23G, 28G, 48G) (36G, 30G, 46G, 38G, 25G) (38G) (49N, 45N) (38G) (38G, 24G, 35G) (21G, 50G) (19G, 46N) (28G, 51G) (45G, 40G) (22G) (45G, 19G) (52N, 24G, 42G) (47G) (30G) (29N)

# 2010 STATISTICS

## DEFENSIVE

PLAYER	FROM COACHES VIDEO									
	TT	SOLO	AS	SACKS	YDS LOST	INT	YDS RET.	PD	FF	FR
Lewis, Ray	145	103	42	2	8	2	26	4	2	3
Landry, Dawan	111	83	28	1	10	0	23	3	1	1
McClain, Jameel	91	58	33	1	3	0	0	2	0	1
Johnson, Jarret	77	50	27	1.5	10	0	0	2	2	0
Carr, Chris	67	56	11	0	0	2	13	8	3	0
Ngata, Haloti	65	48	17	5.5	43	0	0	5	0	1
Webb, Lardarius	60	56	4	0	0	2	32	11	0	1
Suggs, Terrell	58	38	20	11	73	0	0	2	2	0
Gregg, Kelly	39	22	17	0	0	0	0	0	0	0
Reed, Ed	39	29	10	0	0	8	183	16	1	0
Redding, Cory	38	29	9	3	21	1	0	4	0	0
Wilson, Josh	36	35	1	0	0	3	12	15	0	0
Washington, Fabian	31	27	4	0	0	0	0	8	0	0
Ellerbe, Dannell	29	22	7	1	13	0	0	1	0	0
Nakamura, Haruki	16	12	4	0	0	0	0	1	0	0
Zbikowski, Tom	16	11	5	0	0	0	0	1	0	0
Gooden, Tavares	14	11	3	0	0	0	0	0	0	0
Cody, Terrence	13	5	8	0	0	0	0	0	0	0
McKinney, Brandon	9	5	4	0	0	0	0	0	0	0
Hamlin, Ken	3	2	1	0	0	1	0	1	0	0
Ayanbadejo, Brendon	2	2	0	0	0	0	0	0	1	0
Burgess, Prescott	2	0	2	0	0	0	0	0	0	0
Pryce, Trevor	1	0	1	0	0	0	0	0	0	0
Kruger, Paul	1	1	0	1	9	0	0	2	0	0
<b>Totals</b>	<b>963</b>	<b>705</b>	<b>258</b>	<b>27</b>	<b>190</b>	<b>19</b>	<b>289</b>	<b>86</b>	<b>12</b>	<b>7</b>

## SPECIAL TEAMS

PLAYER	FROM COACHES VIDEO					
	TT	SOLO	AS	FF	FR	BK
Burgess, Prescott	15	13	2	0	0	0
Nakamura, Haruki	13	13	0	0	0	0
Parmele, Jalen	12	10	2	1	0	0
Reed, David	11	10	1	1	0	0
Ellerbe, Dannell	6	3	3	0	0	0
McClain, Jameel	6	3	3	0	0	0
Phillips, Jason	6	4	2	1	0	0
Williams, Cary	6	6	0	0	0	0
Landry, Dawan	5	3	2	0	0	0
Smith, Marcus	5	4	1	0	0	0
Ayanbadejo, Brendon	4	2	2	0	0	0
Dickson, Ed	3	3	0	0	0	0
Gooden, Tavares	3	2	1	0	0	0
Cox, Morgan	2	1	1	0	0	0
Cundiff, Billy	2	2	0	0	0	0
Jones, Edgar	2	2	0	1	0	0
Wilson, Josh	2	2	0	0	1	0
Hamlin, Ken	1	0	1	0	1	0
Koch, Sam	1	1	0	0	0	0
Pitta, Dennis	1	1	0	0	0	0
Stallworth, Donte	1	1	0	0	0	0
Washington, Fabian	1	1	0	0	0	0
<b>Totals</b>	<b>108</b>	<b>87</b>	<b>21</b>	<b>4</b>	<b>2</b>	<b>0</b>

## USUAL STARTERS

OFFENSE		DEFENSE	
WR 85	Derrick Mason	DT 92	Haloti Ngata
LT 74	Michael Oher	NT 97	Kelly Gregg
LG 66	Ben Grubbs	DE 93	Cory Redding
C 77	Matt Birk	SAM 95	Jarret Johnson
RG 65	Chris Chester	MIKE 52	Ray Lewis
RT 73	Marshal Yanda	WILL 53	Jameel McClain
TE 86	Todd Heap	RUSH 55	Terrell Suggs
WR 81	Anquan Boldin	LCB 25	Chris Carr
QB 5	Joe Flacco	RCB 37	Josh Wilson
RB 27	Ray Rice	SS 26	Dawan Landry
FB 33	Le'Ron McClain	FS 20	Ed Reed

## COACHES

**John Harbaugh**, Head Coach; **Jerry Rosburg**, Asst. Head Coach/Special Teams Coordinator; **Cam Cameron**, Offensive Coordinator; **Greg Mattison**, Defensive Coordinator; **Roy Anderson**, Defensive Asst./Secondary; **Clarence Brooks**, Defensive Line; **Jason Brooks**, Asst. to the Offense; **John Dunn**, Asst. Strength and Conditioning; **Wade Harman**, Tight Ends; **Jim Hostler**, Wide Receivers; **Marwan Maalouf**, Asst. Special Teams; **John Matsko**, Offensive Line; **Andy Moeller**, Asst. Offensive Line; **Ted Monachino**, Outside Linebackers; **Wilbert Montgomery**, Running Backs; **Chuck Pagano**, Secondary; **Dean Pees**, Linebackers; **Bob Rogucki**, Strength and Conditioning; **Al Saunders**, Senior Offensive Asst.; **Craig Ver Steeg**, Offensive Asst.; **Matt Weiss**, Head Coach's Asst.; **Jim Zorn**, Quarterbacks

## RAVENS HONOR ROLL

**AP All-Pro:**  
 LB Ray Lewis (1st Team), FB Le'Ron McClain (2nd Team)  
 DT Haloti Ngata (2nd Team), S Ed Reed (2nd Team)  
 RB Ray Rice (2nd Team)

**Pro Bowl:**  
 K Billy Cundiff (starter), LB Ray Lewis (starter), DT Haloti Ngata (starter),  
 S Ed Reed (starter), LB Terrell Suggs

**Pro Bowl Alternate:**  
 G Ben Grubbs (first), P Sam Koch (first)

**Pro Football Weekly/PFWA's All-NFL Team:**  
 K Billy Cundiff, DT Haloti Ngata, S Ed Reed

**Pro Football Weekly Golden Toe:** K Billy Cundiff

**USA Today's All-Joe Team:** DE Cory Redding

**NFL Players of the Week:**  
 WR Anquan Boldin (Week 4) - Offense  
 DT Haloti Ngata (Week 9) - Defense  
 WR/RS David Reed (Week 14) - Special Teams  
 RB Ray Rice (Week 15) - Offense  
 S Ed Reed (Week 16) - Defense

**NFL Players of the Month:**  
 S Ed Reed (Defense, December)  
 LB Terrell Suggs (Defense, November)

**Ed Block Courage Award:** WR Donte' Stallworth

**Ravens Roost Unsung Hero:** K Billy Cundiff

**Ravens Roost Extra Effort:** LB Terrell Suggs

## SEASON TRENDS

	Reg.	Post.		Reg.	Post.
Record	12-4	1-1	When Scoring First	7-2	1-0
vs. AFC North	4-2	0-1	When Not Scoring First	5-2	0-1
vs. AFC	9-3	1-1	Positive or even Turnover Ratio	91-21	1-0
vs. NFC	3-1	0-0	Negative Turnover Ratio	3-2	0-1
Home	7-1	0-0	Winning Penalty Ratio	18-2	1-1
Away	5-3	1-1	Losing Penalty Ratio	3-1	0-0
On Grass	4-0	1-1	Overtime	2-1	0-0
Artificial Turf	8-4	0-0	With a 100-Yard Rusher	2-0	0-0
Outdoors	11-3	1-1	With a 100-Yard Receiver	2-2	1-0
Indoors	1-1	0-0	Without a 100-yard Rusher	10-4	1-1
Leading at Halftime	11-2	1-1	Without a 100-yard Receiver	10-2	0-1
Trailing at Halftime	1-2	0-0	When Allowing a 100-Yard Rusher	3-0	0-0
Tied at Halftime	0-0	0-0	When Not Allowing a 100-Yard Rusher	9-4	1-1
Tied After 3 Quarters	0-0	0-1	When Allowing a 100-Yard Receiver	4-1	0-0
Leading After 3 Quarters	12-2	1-0	When Not Allowing a 100-Yard Receiver	8-3	1-1
Trailing After 3 Quarters	0-2	0-0	With a 300-Yard Passer	1-0	0-0
Decided by 7 Points or less	8-4	0-1	Without a 300-Yard Passer	11-4	1-1
Decided by 3 Points or less	3-2	0-0	When Allowing a 300-Yard Passer	4-1	0-0
			When Not Allowing a 300-Yard Passer	8-3	1-1



# 2010 POSTSEASON STATISTICS

## RESULTS AND ATTENDANCE

<b>WON 1, LOST 1</b>	
01/09 W 30-7 at Kansas City	72,190
01/15 L 24-31 at Pittsburgh	64,879

## TEAM STATISTICS

	RAVENS	OPPONENT
<b>TOTAL FIRST DOWNS</b>	<b>28</b>	<b>37</b>
Rushing	6	13
Passing	27	13
Penalty	5	3
3rd Down: Made/Att	14/29	8/22
3rd Down Pct.	48.3	36.4
4th Down: Made/Att	1/2	1/3
4th Down Pct.	50.0	33.3
<b>POSSESSION AVG.</b>	<b>33:38</b>	<b>26:22</b>
<b>TOTAL NET YARDS</b>	<b>516</b>	<b>424</b>
Avg. Per Game	258.0	212.0
Total Plays	131	109
Avg. Per Play	3.9	3.9
<b>NET YARDS RUSHING</b>	<b>177</b>	<b>179</b>
Avg. Per Game	88.5	89.5
Total Rushes	58	50
<b>NET YARDS PASSING</b>	<b>339</b>	<b>245</b>
Avg. Per Game	169.5	122.5
Sacked/Yards Lost	9/51	9/51
Gross Yards	390	296
Att./Completions	64/41	50/28
Completion Pct.	64.1	56.0
Had Intercepted	1	3
<b>PUNTS/AVERAGE</b>	<b>6/46.2</b>	<b>7/49.6</b>
<b>NET PUNTING AVG.</b>	<b>6/39.2</b>	<b>7/35.7</b>
<b>PENALTIES/YARDS</b>	<b>8/94</b>	<b>14/133</b>
<b>FUMBLES/BALL LOST</b>	<b>5/4</b>	<b>4/4</b>
<b>TOUCHDOWNS</b>	<b>6</b>	<b>5</b>
Rushing	2	3
Passing	3	2
Returns	1	0

SCORE BY PERIODS	1	2	3	4	OT	PTS
<b>RAVENS</b>	7	14	13	10	0	54
<b>OPPONENTS</b>	14	0	14	10	0	38

SCORING	TD	RU	PA	RT	K/PAT	FG	S	PTS
Cundiff	0	0	0	0	6/6	4/4	0	18
Rice	2	1	1	0			0	12
Boldin	1	0	1	0			0	6
Heap	1	0	1	0			0	6
McGahee	1	1	0	0			0	6
Redding	1	0	0	1			0	6
<b>RAVENS</b>	<b>6</b>	<b>2</b>	<b>3</b>	<b>1</b>	<b>6/6</b>	<b>4/4</b>	<b>0</b>	<b>54</b>
<b>OPPONENTS</b>	<b>5</b>	<b>3</b>	<b>2</b>	<b>0</b>	<b>5/5</b>	<b>1/2</b>	<b>0</b>	<b>38</b>

**2-PT. CONVERSIONS: RAVENS 0-1, OPPONENTS 0-0**

**SACKS:** Suggs 5, Lewis 1, Nakamura 1, Kruger 0.5, Landry 0.5, Ngata 0.5, Redding 0.5, **RAVENS 9, OPPONENTS 9**

**FUM/LOST:** Flacco 3/2, Nakamura 1/1, Rice 1/1

PASSING	ATT	COMP	YARDS	COMP%	YDS/ATT
Flacco	64	41	390	64.1	6.09
<b>RAVENS</b>	<b>64</b>	<b>41</b>	<b>390</b>	<b>64.1</b>	<b>6.09</b>
<b>OPPONENTS</b>	<b>50</b>	<b>28</b>	<b>296</b>	<b>56.0</b>	<b>5.92</b>

## RUSHING

	NO	YDS	AVG	LG	TD
Rice	29	89	3.1	14t	1
McGahee	14	48	3.4	25t	1
Flacco	9	25	2.8	13	0
Parmele	4	13	3.3	6	0
L. McClain	1	1	1.0	1	0
Stallworth	1	1	1.0	1	0
<b>RAVENS</b>	<b>58</b>	<b>177</b>	<b>3.1</b>	<b>25t</b>	<b>2</b>
<b>OPPONENTS</b>	<b>50</b>	<b>179</b>	<b>3.6</b>	<b>41t</b>	<b>3</b>

## RECEIVING

	NO	YDS	AVG	LG	TD
Heap	13	151	11.6	21	1
Rice	12	74	6.2	11	1
Boldin	6	62	10.3	27	1
Houshmandzadeh	4	66	16.5	28	0
McGahee	4	24	6.0	10	0
Mason	1	11	11.0	11	0
Dickson	1	2	2.0	2	0
<b>RAVENS</b>	<b>41</b>	<b>390</b>	<b>9.5</b>	<b>28</b>	<b>3</b>
<b>OPPONENTS</b>	<b>28</b>	<b>296</b>	<b>10.6</b>	<b>58</b>	<b>2</b>

## INTERCEPTIONS

	NO	YDS	AVG	LG	TD
Landry	1	9	9.0	9	0
Nakamura	1	3	3.0	3	0
Wilson	1	0	0.0	0	0
<b>RAVENS</b>	<b>3</b>	<b>12</b>	<b>4.0</b>	<b>9</b>	<b>0</b>
<b>OPPONENTS</b>	<b>1</b>	<b>17</b>	<b>17.0</b>	<b>17</b>	<b>0</b>

## PUNTING

	NO	YDS	AVG	NET	TB	IN	LG	BLK
Koch	6	277	46.2	39.2	1	4	61	0
<b>RAVENS</b>	<b>6</b>	<b>277</b>	<b>46.2</b>	<b>39.2</b>	<b>1</b>	<b>4</b>	<b>61</b>	<b>0</b>
<b>Opponents</b>	<b>7</b>	<b>347</b>	<b>49.6</b>	<b>35.7</b>	<b>3</b>	<b>2</b>	<b>55</b>	<b>0</b>

## PUNT RETURNS

	RET	FC	YDS	AVG	LG	TD
Webb	2	1	37	18.5	36	0
<b>RAVENS</b>	<b>2</b>	<b>1</b>	<b>37</b>	<b>18.5</b>	<b>36</b>	<b>0</b>
<b>Opponents</b>	<b>3</b>	<b>1</b>	<b>22</b>	<b>7.3</b>	<b>12</b>	<b>0</b>

## KICKOFF RETURNS

	NO	YDS	AVG	LG	TD
Parmele	3	65	21.7	29	0
L. McClain	2	22	11.0	12	0
Webb	2	59	29.5	38	0
<b>RAVENS</b>	<b>7</b>	<b>146</b>	<b>20.9</b>	<b>38</b>	<b>0</b>
<b>Opponents</b>	<b>9</b>	<b>184</b>	<b>20.4</b>	<b>36</b>	<b>0</b>

## FIELD GOALS

	1-19	20-29	30-39	40-49	50+
Cundiff	1/1	3/3	0/0	0/0	0/0
<b>RAVENS</b>	<b>1/1</b>	<b>3/3</b>	<b>0/0</b>	<b>0/0</b>	<b>0/0</b>
<b>OPPONENTS</b>	<b>0/0</b>	<b>0/0</b>	<b>1/1</b>	<b>0/1</b>	<b>0/0</b>

**Cundiff:** (19G,29G,29G)(24G)

**OPPONENTS:** (1)(43N,35G)

	TD	TD%	INT	INT%	LG	SACK/LOST	RATING
	3	4.7	1	1.6	28	9/51	90.0
<b>RAVENS</b>	<b>3</b>	<b>4.7</b>	<b>1</b>	<b>1.6</b>	<b>28</b>	<b>9/51</b>	<b>90.0</b>
<b>OPPONENTS</b>	<b>2</b>	<b>4.0</b>	<b>3</b>	<b>6.0</b>	<b>58</b>	<b>9/51</b>	<b>61.8</b>

## DEFENSIVE

FROM PRESS BOX STATS

PLAYER	TT	SOLO	AS	SACKS	YDS	INT	RET.	PD	FF	FR
Landry, Dawan	14	7	7	0.5	2	1	9	2	0	0
Lewis, Ray	13	9	4	1	10	0	0	0	1	0
Suggs, Terrell	10	9	1	5	25	0	0	0	1	0
McClain, Jameel	9	4	5	0	0	0	0	0	0	0
Carr, Chris	8	7	1	0	0	0	0	0	0	1
Ellerbe, Dannell	7	5	2	0	0	0	0	0	1	0
Reed, Ed	7	6	1	0	0	0	0	0	0	1
Webb, Lardarius	5	5	0	0	0	0	0	0	0	0
Gregg, Kelly	4	0	4	0	0	0	0	0	0	0
Johnson, Jarret	4	2	2	0	0	0	0	0	0	0
Ngata, Haloti	4	3	1	0.5	2	0	1	0	0	0
Wilson, Josh	4	4	0	0	0	1	0	3	0	0
McKinney, Brandon	3	2	1	0	0	0	0	1	0	1
Cody, Terrence	2	1	1	0	0	0	0	0	0	1
Nakamura, Haruki	2	2	0	1	3	1	3	1	0	0
Redding, Cory	2	0	2	0.5	4.5	0	0	0	0	1
Kruger, Paul	1	0	1	0.5	4.5	0	0	0	0	0
<b>Totals</b>	<b>99</b>	<b>66</b>	<b>33</b>	<b>9</b>	<b>51</b>	<b>3</b>	<b>12</b>	<b>8</b>	<b>4</b>	<b>4</b>

## SPECIAL TEAMS

FROM PRESS BOX STATS

PLAYER	TT	SOLO	AS	FF	FR	BLK
Ayandadejo, Brendan	4	1	3	0	0	0
Burgess, Prescott	3	2	1	0	0	0
Ellerbe, Dannell	2	1	1	0	0	0
Gooden, Tavares	2	2	0	0	0	0
McClain, Jameel	2	2	0	0	0	0
Parmele, Jalen	2	1	1	0	0	0
Cundiff, Billy	1	1	0	0	0	0
Dickson, Ed	1	0	1	0	0	0
Landry, Dawan	1	1	0	0	0	0
Nakamura, Haruki	1	0	1	0	0	0
Smith, Marcus	1	0	1	0	0	0
<b>Totals</b>	<b>20</b>	<b>11</b>	<b>9</b>	<b>0</b>	<b>0</b>	<b>0</b>







# 2011 STATISTICS

## DEFENSIVE STATISTICS

PLAYER	TT	SOLO	AS	SACKS	YDS		RET.		FF	FR
					LOST	INT	YDS	PD		
Lewis, Ray	95	72	23	2	16	1	4	7	2	0
McClain, Jameel	81	47	34	1	4	1	8	5	0	2
Williams, Cary	77	61	16	0	0	0	0	18	2	0
Pollard, Bernard	75	55	20	2	14	1	0	13	3	1
Suggs, Terrell	70	50	20	14	91	2	9	6	7	0
Webb, Lardarius	68	55	13	1	5.5	5	81	20	1	0
Ngata, Haloti	65	37	28	5	21	0	0	5	2	3
Johnson, Jarret	56	40	16	2.5	20.5	0	0	3	1	1
Reed, Ed	52	44	8	1	4	3	25	8	1	0
Redding, Cory	43	29	14	4.5	25	0	0	2	0	1
Cody, Terrence	34	21	13	0	0	0	0	1	0	0
Ayanbadejo, Brendon	27	23	4	1.5	9	0	0	2	0	1
McPhee, Pernel	23	16	7	6	31	0	0	2	1	1
Carr, Chris	19	16	3	1	9	0	0	3	0	0
Jones, Arthur	18	12	6	0	0	0	0	0	0	0
Smith, Jimmy	18	18	0	0	0	2	48	8	0	0
Ellerbe, Dannell	17	13	4	0	0	0	0	0	0	0
Zbikowski, Tom	16	14	2	1	1	0	0	0	0	0
Kruger, Paul	15	12	3	5.5	39	0	0	2	0	2
McKinney, Brandon	14	8	6	0	0	0	0	0	1	0
McClellan, Albert	7	5	2	0	0	0	0	0	0	0
Brown, Chykie	3	3	0	0	0	0	0	1	0	0
Gorrer, Danny	3	3	0	0	0	0	0	4	0	0
Nakamura, Haruki	3	2	1	0	0	0	0	2	0	0
Foxworth, Domonique	2	1	1	0	0	0	0	0	0	0
Burgess, Prescott	1	0	1	0	0	0	0	0	0	0
<b>Totals</b>	<b>902</b>	<b>657</b>	<b>245</b>	<b>48</b>	<b>290</b>	<b>15</b>	<b>175</b>	<b>112</b>	<b>21</b>	<b>12</b>

## SPECIAL TEAMS STATISTICS

PLAYER	TT	SOLO	AS	FF	FR	BK
McClellan, Albert	12	10	2	0	0	0
Ayanbadejo, Brendon	9	9	0	0	1	0
Nakamura, Haruki	9	8	1	0	0	0
Zbikowski, Tom	7	7	0	0	0	0
Reed, David	4	3	1	0	0	0
Williams, LaQuan	4	3	1	0	0	0
Wilson, Kris	4	4	0	0	0	0
Jones, Edgar	3	3	0	0	0	0
Burgess, Prescott	2	2	0	0	0	0
Cook, Emanuel	2	2	0	0	0	0
Gorrer, Danny	2	2	0	0	0	0
McClain, Jameel	2	2	0	0	0	0
Pitta, Dennis	2	1	1	0	0	0
Smith, Jimmy	2	2	0	0	0	0
Williams, Chavis	2	1	1	0	0	0
Brown, Chykie	1	1	0	0	0	0
Ellerbe, Dannell	1	1	0	0	0	0
Jones, Arthur	1	1	0	0	0	0
Koch, Sam	1	1	0	0	0	0
McCann, Bryan	1	0	1	0	0	0
<b>Totals</b>	<b>71</b>	<b>63</b>	<b>8</b>	<b>0</b>	<b>1</b>	<b>0</b>

Defensive and special teams statistics reflect press box stats.

## USUAL STARTING LINEUPS

### OFFENSE

WR 81	Anquan Boldin
LT 78	Bryant McKinnie
LG 66	Ben Grubbs
C 77	Matt Birk
RG 73	Marshal Yanda
RT 74	Michael Oher
TE 84	Ed Dickson
WR 82	Torrey Smith
QB 5	Joe Flacco
RB 27	Ray Rice
FB 44	Vonta Leach

### DEFENSE

DT 92	Haloti Ngata
NT 62	Terrence Cody
DE 93	Cory Redding
SAM 95	Jarret Johnson
MIKE 52	Ray Lewis
WILL 53	Jameel McClain
RUSH 55	Terrell Suggs
LCB 21	Lardarius Webb
RCB 29	Cary Williams
SS 31	Bernard Pollard
FS 20	Ed Reed

## RAVENS COACHES

**John Harbaugh**, Head Coach; **Jerry Rosburg**, Assistant Head Coach/Special Teams Coordinator; **Cam Cameron**, Offensive Coordinator; **Chuck Pagano**, Defensive Coordinator; **Roy Anderson**, Defensive Assistant/Secondary; **Teryl Austin**, Secondary; **Clarence Brooks**, Defensive Line; **Jason Brooks**, Offensive Quality Control; **Randy Brown**, Kicking Consultant; **John Dunn**, Assistant Strength and Conditioning; **Wade Harman**, Tight Ends; **Jim Hostler**, Wide Receivers; **Marwan Maalouf**, Assistant Special Teams; **Andy Moeller**, Offensive Line; **Ted Monachino**, Outside Linebackers; **Wilbert Montgomery**, Running Backs; **Dean Pees**, Linebackers; **Bob Rogucki**, Strength and Conditioning; **Craig Ver Steeg**, Offensive Assistant/Quarterbacks; **Todd Washington**, Assistant Offensive Line; **Matt Weiss**, Head Coach's Assistant

## RAVENS HONOR ROLL

**Def. Player of the Year (AP):** OLB Terrell Suggs  
**Def. Player of the Year (PFW/PFWA):** OLB Terrell Suggs  
**Def. Player of the Year (KC NFL 101):** OLB Terrell Suggs

**AP All-Pro:** OLB Terrell Suggs (1st Team), DT Haloti Ngata (1st Team), S Ed Reed (2nd Team), RB Ray Rice (2nd Team)

**Pro Bowl:** G Ben Grubbs, FB Vonta Leach (starter), LB Ray Lewis (starter), DT Haloti Ngata (starter), S Ed Reed (starter), RB Ray Rice (starter), OLB Terrell Suggs (starter), G Marshal Yanda

**Pro Football Weekly/PFWA's All-NFL Team:**  
 DT Haloti Ngata, OLB Terrell Suggs

**AFC Players of the Week:**  
 OLB Terrell Suggs (Week 1) - Defense  
 LB Ray Lewis (Week 3) - Defense  
 OLB Jarret Johnson (Week 4) - Defense  
 WR Torrey Smith (Week 11) - Offense  
 OLB Terrell Suggs (Week 12) - Defense  
 RB Ray Rice (Week 13) - Offense  
 OLB Terrell Suggs (Week 14) - Defense  
 RB Ray Rice (Week 17) - Offense

**AFC Player of the Month:**  
 OLB Terrell Suggs (Defense, December/January)

**Walter Payton NFL Man of the Year:** C Matt Birk

**Ed Block Courage Award:** LS Morgan Cox

**Ravens Roost Unsung Hero:** G Marshal Yanda

**Ravens Roost Extra Effort:** WR Torrey Smith

## BALTIMORE RAVENS 2011 SEASON REVIEW

	Reg.	Post.		Reg.	Post.
Record	12-4	1-1	When Scoring First	10-0	0-0
vs. AFC North	6-0	0-0	When Not Scoring First	2-4	1-1
vs. AFC	9-3	1-1	Positive or even Turnover Ratio	9-0	1-1
vs. NFC	3-1	0-0	Negative Turnover Ratio	3-4	0-0
Home	8-0	1-0	Winning Penalty Ratio	6-1	1-0
Away	4-4	0-1	Losing Penalty Ratio	4-2	0-1
On Grass	2-3	0-0	Overtime	0-0	0-0
Artificial Turf	10-1	1-1	With a 100-Yard Rusher	6-0	0-0
Outdoors	11-4	1-1	Without a 100-yard Rusher	6-4	1-1
Indoors	1-0	0-0	With a 100-Yard Receiver	4-0	0-1
Leading at Halftime	11-0	1-0	Without a 100-yard Receiver	8-4	1-0
Trailing at Halftime	1-3	0-1	With a 300-Yard Passer	4-0	0-1
Tied at Halftime	0-1	0-0	Without a 300-Yard Passer	8-4	1-0
Tied After 3 Quarters	1-0	0-0	When Allowing a 100-Yard Rusher	1-2	1-0
Leading After 3 Quarters	10-0	1-1	When Not Allowing a 100-Yard Rusher	11-2	0-1
Trailing After 3 Quarters	1-4	0-0	When Allowing a 100-Yard Receiver	3-1	1-0
Decided by 7 Points or less	3-2	1-1	When Not Allowing a 100-Yard Receiver	9-3	0-1
Decided by 3 Points or less	2-0	0-1	When Allowing a 300-Yard Passer	2-1	0-0
			When Not Allowing a 300-Yard Passer	9-3	1-1

# 2011 POSTSEASON STATISTICS

## RESULTS AND ATTENDANCE

### WON 1, LOST 1

01/15	W	20-13	Houston (Div.)	71,547
01/22	L	20-23	at New England (AFC Champ.)	68,756

### TEAM STATISTICS

	RAVENS	OPPONENT
<b>TOTAL FIRST DOWNS</b>	<b>30</b>	<b>41</b>
Rushing	8	13
Passing	22	26
Penalty	0	2
3rd Down: Made/Att	13/33	10/26
3rd Down Pct.	39.4	38.5
4th Down: Made/Att	0/2	1/2
4th Down Pct.	0.0	50.0
<b>POSSESSION AVG.</b>	<b>32:26</b>	<b>27:34</b>
<b>TOTAL NET YARDS</b>	<b>625</b>	<b>645</b>
Avg. Per Game	312.5	322.5
Total Plays	133	131
Avg. Per Play	4.7	4.9
<b>NET YARDS RUSHING</b>	<b>203</b>	<b>227</b>
Avg. Per Game	101.5	113.5
Total Rushes	62	59
<b>NET YARDS PASSING</b>	<b>422</b>	<b>418</b>
Avg. Per Game	211.0	209.0
Sacked/Yards Lost	8/60	1/5
Gross Yards	482	423
Att./Completions	63/36	71/39
Completion Pct.	57.1	54.9
Had Intercepted	1	5
<b>PUNTS/AVERAGE</b>	<b>13/47.6</b>	<b>7/42.4</b>
<b>NET PUNTING AVG.</b>	<b>43.7</b>	<b>39.0</b>
<b>PENALTIES/YARDS</b>	<b>6/33</b>	<b>4/25</b>
<b>FUMBLES/BALL LOST</b>	<b>4/0</b>	<b>5/2</b>
<b>TOUCHDOWNS</b>	<b>4</b>	<b>3</b>
Rushing	0	3
Passing	4	0
Returns	0	0

### SCORE BY PERIODS

	1	2	3	4	OT	PTS
<b>RAVENS</b>	<b>17</b>	<b>10</b>	<b>10</b>	<b>3</b>	<b>0</b>	<b>40</b>
<b>Opponents</b>	<b>6</b>	<b>20</b>	<b>3</b>	<b>7</b>	<b>0</b>	<b>36</b>

### SCORING

	TD	RU	PA	RT	K/PAT	FG	S	PTS
Cundiff	0	0	0	0	4/4	4/5	0	16
Boldin	1	0	1	0	0	0	0	6
Pitta	1	0	1	0	0	0	0	6
T. Smith	1	0	1	0	0	0	0	6
Wilson	1	0	1	0	0	0	0	6
<b>RAVENS</b>	<b>4</b>	<b>0</b>	<b>4</b>	<b>0</b>	<b>4/4</b>	<b>4/5</b>	<b>0</b>	<b>40</b>
<b>Opponents</b>	<b>3</b>	<b>3</b>	<b>0</b>	<b>0</b>	<b>3/3</b>	<b>5/6</b>	<b>0</b>	<b>36</b>

**2-PT. CONVERSIONS:** RAVENS 0-0, Opponents 0-0

**SACKS:** Kruger 1, RAVENS 1, Opponents 8

**FUM/LOST:** Boldin 1/0, Flacco 1/0, Rice 1/0, Webb 1/0

### PASSING

	ATT	COMP	YARDS	COMP%	YDS/ATT
Flacco	63	36	482	57.1	7.65
<b>RAVENS</b>	<b>63</b>	<b>36</b>	<b>482</b>	<b>57.1</b>	<b>7.65</b>
<b>Opponents</b>	<b>71</b>	<b>39</b>	<b>423</b>	<b>54.9</b>	<b>5.96</b>

### RUSHING

	NO	YDS	AVG	LG	TD
Rice	42	127	3.0	12	0
R. Williams	12	49	4.1	9	0
Flacco	6	26	4.3	14	0
Leach	2	1	0.5	1	0
<b>RAVENS</b>	<b>62</b>	<b>203</b>	<b>3.3</b>	<b>14</b>	<b>0</b>
<b>Opponents</b>	<b>59</b>	<b>227</b>	<b>3.8</b>	<b>28</b>	<b>3</b>

### RECEIVING

	NO	YDS	AVG	LG	TD
Boldin	10	174	17.4	37	1
Pitta	7	70	10.0	16	1
Rice	5	31	6.2	20	0
T. Smith	4	91	22.8	42	1
Evans	4	69	17.3	30	0
Dickson	3	37	12.3	16	0
Leach	2	9	4.5	6	0
Wilson	1	1	1.0	1t	1
<b>RAVENS</b>	<b>36</b>	<b>482</b>	<b>13.4</b>	<b>42</b>	<b>4</b>
<b>Opponents</b>	<b>39</b>	<b>423</b>	<b>10.8</b>	<b>23</b>	<b>0</b>

### INTERCEPTIONS

	NO	YDS	AVG	LG	TD
Webb	3	1	0.3	1	0
J. Smith	1	39	39.0	39	0
E. Reed	1	0	0.0	0	0
<b>RAVENS</b>	<b>5</b>	<b>40</b>	<b>8.0</b>	<b>39</b>	<b>0</b>
<b>Opponents</b>	<b>1</b>	<b>19</b>	<b>19.0</b>	<b>19</b>	<b>0</b>

### PUNTING

	NO	YDS	AVG	NET	TB	IN	LG	BLK
Koch	13	619	47.6	43.7	2	2	64	0
<b>RAVENS</b>	<b>13</b>	<b>619</b>	<b>47.6</b>	<b>43.7</b>	<b>2</b>	<b>2</b>	<b>64</b>	<b>0</b>
<b>Opponents</b>	<b>7</b>	<b>297</b>	<b>42.4</b>	<b>39.0</b>	<b>1</b>	<b>0</b>	<b>53</b>	<b>0</b>

### PUNT RETURNS

	RET	FC	YDS	AVG	LG	TD
Webb	1	4	4	4.0	4	0
<b>RAVENS</b>	<b>1</b>	<b>4</b>	<b>4</b>	<b>4.0</b>	<b>4</b>	<b>0</b>
<b>Opponents</b>	<b>9</b>	<b>1</b>	<b>11</b>	<b>1.2</b>	<b>10</b>	<b>0</b>

### KICKOFF RETURNS

	NO	YDS	AVG	LG	TD
Webb	1	25	25.0	25	0
Zbikowski	1	20	20.0	20	0
<b>RAVENS</b>	<b>2</b>	<b>45</b>	<b>22.5</b>	<b>25</b>	<b>0</b>
<b>Opponents</b>	<b>7</b>	<b>234</b>	<b>33.4</b>	<b>60</b>	<b>0</b>

### FIELD GOALS

	1-19	20-29	30-39	40-49	50+
Cundiff	0/0	1/1	1/2	2/2	0/0
<b>RAVENS</b>	<b>0/0</b>	<b>1/1</b>	<b>1/2</b>	<b>2/2</b>	<b>0/0</b>
<b>Opponents</b>	<b>0/0</b>	<b>2/2</b>	<b>2/2</b>	<b>1/1</b>	<b>0/1</b>

**Cundiff:** (48G,44G)(20G,39G,32N)

**Opponents:** (40G,33G,50N)(29G,35G,24G)

	TD	TD%	INT	INT%	LG	SACK/LOST	RATING
Flacco	4	6.3	1	1.6	42	8/60	96.1
<b>RAVENS</b>	<b>4</b>	<b>6.3</b>	<b>1</b>	<b>1.6</b>	<b>42</b>	<b>8/60</b>	<b>96.1</b>
<b>Opponents</b>	<b>0</b>	<b>0.0</b>	<b>5</b>	<b>7.0</b>	<b>23</b>	<b>1/5</b>	<b>43.3</b>

## DEFENSIVE STATISTICS

PLAYER	TT	SOLO	AS	YDS		RET.		PD	FF	FR
				SACKS	LOST	INT	YDS			
Lewis, Ray	20	12	8	0	0	0	0	1	0	0
Pollard, Bernard	17	10	7	0	0	0	0	1	0	0
Suggs, Terrell	11	7	4	0	0	0	0	1	0	0
Reed, Ed	10	9	1	0	0	1	0	6	0	0
Webb, Lardarius	10	8	2	0	0	3	1	5	0	0
Williams, Cary	10	5	5	0	0	0	0	0	0	0
Cody, Terrence	8	3	5	0	0	0	0	0	0	0
Ellerbe, Dannell	6	3	3	0	0	0	0	0	0	0
Johnson, Jarret	6	3	3	0	0	0	0	0	0	0
Ngata, Haloti	6	2	4	0	0	0	0	1	1	0
Redding, Cory	5	3	2	0	0	0	0	1	0	0
Kruger, Paul	3	2	1	1	5	0	0	0	0	0
McClain, Jameel	3	2	1	0	0	0	0	0	0	0
McKinney, Brandon	3	1	2	0	0	0	0	0	0	0
Smith, Jimmy	3	1	2	0	0	1	39	1	0	0
Ayanbadejo, Brendon	2	0	2	0	0	0	0	0	0	0
Nakamura, Haruki	1	0	1	0	0	0	0	0	0	0
Jones, Art	1	0	1	0	0	0	0	0	0	0
McPhee, Pernell	0	0	0	0	0	0	0	1	0	0
<b>Totals</b>	<b>125</b>	<b>71</b>	<b>54</b>	<b>1</b>	<b>5</b>	<b>5</b>	<b>40</b>	<b>18</b>	<b>1</b>	<b>0</b>

## SPECIAL TEAMS STATISTICS

PLAYER	TT	SOLO	AS	FF	FR	BK
Nakamura, Haruki	4	2	2	0	0	0
Cook, Emanuel	2	2	0	0	1	0
Jones, Edgar	2	2	0	0	0	0
McClellan, Albert	2	2	0	0	1	0
Zbikowski, Tom	2	1	1	0	0	0
Ayanbadejo, Brendon	1	1	0	0	0	0
Gorrer, Danny	1	1	0	0	0	0
McClain, Jameel	1	0	1	0	0	0
Williams, Cary	1	1	0	1	0	0
Williams, LaQuan	1	1	0	1	0	0
Smith, Jimmy	0	0	0	0	1	0
<b>Totals</b>	<b>17</b>	<b>13</b>	<b>4</b>	<b>2</b>	<b>3</b>	<b>0</b>

*Defensive and special teams statistics reflect press box stats.*



# 2012 STATISTICS

## RESULTS AND ATTENDANCE

WON 10, LOST 6 (AFC NORTH CHAMPIONS)

### SUPER BOWL XLVII CHAMPIONS

Date	Result	Score	Opponent	Attendance
09/10	W	44-13	Cincinnati	71,064
09/16	L	23-24	at Philadelphia	69,144
09/23	W	31-30	New England	71,269
09/27	W	23-16	Cleveland	70,944
10/07	W	9-6	at Kansas City	68,803
10/14	W	31-29	Dallas	71,384
10/21	L	13-43	at Houston	71,708
11/04	W	25-15	at Cleveland	65,449
11/11	W	55-20	Oakland	71,339
11/18	W	13-10	at Pittsburgh	63,446
11/25	W	16-13 OT	at San Diego	57,882
12/02	L	20-23	Pittsburgh	71,442
12/09	L	28-31 OT	at Washington	81,178
12/16	L	17-34	Denver	71,317
12/23	W	33-14	New York Giants	71,470
12/30	L	17-23	at Cincinnati	61,565

## TEAM STATISTICS

### TOTAL FIRST DOWNS

Category	RAVENS	OPPONENT
Rushing	98	105
Passing	182	187
Penalty	34	34
3rd Down: Made/Att	80/217	83/232
3rd Down Pct.	36.9	35.8
4th Down: Made/Att	6/14	6/12
4th Down Pct.	42.9	50.0

### POSSESSION AVG.

Category	RAVENS	OPPONENT
Possession Avg.	28:09	31:51

### TOTAL NET YARDS

Category	RAVENS	OPPONENT
Total Net Yards	5640	5615

### Avg. Per Game

Category	RAVENS	OPPONENT
Avg. Per Game	352.5	350.9

### Total Plays

Category	RAVENS	OPPONENT
Total Plays	1042	1086

### Avg. Per Play

Category	RAVENS	OPPONENT
Avg. Per Play	5.4	5.2

### NET YARDS RUSHING

Category	RAVENS	OPPONENT
Net Yards Rushing	1901	1965

### Avg. Per Game

Category	RAVENS	OPPONENT
Avg. Per Game	118.8	122.8

### Total Rushes

Category	RAVENS	OPPONENT
Total Rushes	444	492

### NET YARDS PASSING

Category	RAVENS	OPPONENT
Net Yards Passing	3739	3650

### Avg. Per Game

Category	RAVENS	OPPONENT
Avg. Per Game	233.7	228.1

### Sacked/Yards Lost

Category	RAVENS	OPPONENT
Sacked/Yards Lost	38/257	37/250

### Gross Yards

Category	RAVENS	OPPONENT
Gross Yards	3996	3900

### Att./Completions

Category	RAVENS	OPPONENT
Att./Completions	560/334	557/335

### Completion Pct.

Category	RAVENS	OPPONENT
Completion Pct.	59.6	60.1

### Had Intercepted

Category	RAVENS	OPPONENT
Had Intercepted	11	13

### PUNTS/AVERAGE

Category	RAVENS	OPPONENT
Punts/Average	83/47.1	89/46.2

### NET PUNTING AVG.

Category	RAVENS	OPPONENT
Net Punting Avg.	83/40.8	89/41.2

### PENALTIES/YARDS

Category	RAVENS	OPPONENT
Penalties/Yards	121/1127	107/929

### FUMBLES/BALL LOST

Category	RAVENS	OPPONENT
Fumbles/Ball Lost	14/5	23/12

### TOUCHDOWNS

Category	RAVENS	OPPONENT
Touchdowns	44	33

### Rushing

Category	RAVENS	OPPONENT
Rushing	17	15

### Passing

Category	RAVENS	OPPONENT
Passing	22	15

### Returns

Category	RAVENS	OPPONENT
Returns	5	3

## SCORE BY PERIODS

Period	1	2	3	4	OT	PTS
RAVENS	88	108	98	101	3	398
Opponents	70	103	86	82	3	344

## SCORING

Player	TD	RU	PA	RT	K/PAT	FG	S	PTS
Tucker	0	0	0	0	42/42	30/33	0	132
Rice	10	9	1	0	0	0	0	60
T. Smith	8	0	8	0	0	0	0	48
Pitta	7	0	7	0	0	0	0	42
Boldin	4	0	4	0	0	0	0	26
J. Jones	4	0	1	3	0	0	0	24
Flacco	3	3	0	0	0	0	0	18
Allen	1	1	0	0	0	0	0	6
Doss	1	0	1	0	0	0	0	6
Koch	1	1	0	0	0	0	0	6
Leach	1	1	0	0	0	0	0	6
Pierce	1	1	0	0	0	0	0	6
E. Reed	1	0	0	1	0	0	0	6
Taylor	1	1	0	0	0	0	0	6
C. Williams	1	0	0	1	0	0	0	6
RAVENS	44	17	22	5	42/42	30/33	0	398
Opponents	33	15	15	3	31/31	37/39	1	344

## 2-PT. CONVERSIONS:

Boldin, RAVENS 1-2, Opponents 1-2

## SACKS:

Kruger 9, Ngata 5, Ellerbe 4.5, A. Jones 4.5, Pollard 2, Suggs 2, McPhee 1.5, Upshaw 1.5, Ayanbadejo 1, O. Brown 1, Ihedigbo 1, Kemoeatu 1, Lewis 1, McClellan 1, C. Williams 1, RAVENS 37, Opponents 38

## FUM/LOST:

Flacco 9/4, J. Jones 2/0, Gradkowski 1/0, Rice 1/0, D. Thompson 1/1

## PASSING

Player	ATT	COMP	YARDS	COMP%	YDS/ATT	TD	TD%	INT	INT%	LG	SACK/LOST	RATING
Flacco	531	317	3817	59.7%	7.19	22	4.1%	10	1.9%	61t	35/227	87.7
Taylor	29	17	179	58.6%	6.17	0	0.0%	1	3.4%	25	3/30	62.3
RAVENS	560	334	3996	59.6%	7.14	22	3.9%	11	2.0%	61t	38/257	86.4
Opponents	557	335	3900	60.1%	7.00	15	2.7%	13	2.3%	59	37/250	80.6

## RUSHING

Player	NO	YDS	AVG	LG	TD
Rice	257	1143	4.4	46	9
Pierce	108	532	4.9	78	1
Taylor	14	73	5.2	28	1
Allen	16	61	3.8	20	1
Leach	9	32	3.6	6	1
Flacco	32	22	0.7	16	3
Koch	2	17	8.5	10	1
T. Smith	3	9	3.0	13	0
J. Jones	1	6	6.0	6	0
Boldin	1	3	3.0	3	0
Considine	1	3	3.0	3	0
RAVENS	444	1901	4.3	78	17
Opponents	492	1965	4.0	31t	15

## RECEIVING

Player	NO	YDS	AVG	LG	TD
Boldin	65	921	14.2	43	4
Pitta	61	669	11.0	61t	7
Rice	61	478	7.8	43	1
T. Smith	49	855	17.4	54	8
J. Jones	30	406	13.5	47	1
Dickson	21	225	10.7	40	0
Leach	21	143	6.8	18	0
Doss	7	123	17.6	39	1
Pierce	7	47	6.7	11	0
D. Reed	5	66	13.2	23	0
D. Thompson	5	51	10.2	25	0
Allen	2	12	6.0	7	0
RAVENS	334	3996	12.0	61t	22
Opponents	335	3900	11.6	59	15

## INTERCEPTIONS

Player	NO	YDS	AVG	LG	TD
C. Williams	4	90	22.5	63t	1
E. Reed	4	78	19.5	34t	1
Graham	2	20	10.0	20	0
Webb	1	8	8.0	8	0
Kruger	1	0	0.0	0	0
Pollard	1	0	0.0	0	0
RAVENS	13	196	15.1	63t	2
Opponents	11	231	21.0	98t	3

## PUNTING

Player	NO	YDS	AVG	NET	TB	IN	LG	BLK
Koch	83	3911	47.1	40.8	7	28	60	0
RAVENS	83	3911	47.1	40.8	7	28	60	0
Opponents	89	4113	46.2	41.2	2	32	63	0

## PUNT RETURNS

Player	RET	FC	YDS	AVG	LG	TD
J. Jones	37	16	341	9.2	63t	1
Doss	4	4	53	13.3	40	0
E. Reed	1	1	1	1.0	1	0
Webb	1	5	9	9.0	9	0
RAVENS	43	26	404	9.4	63t	1
Opponents	49	13	383	7.8	64	0

## KICKOFF RETURNS

Player	NO	YDS	AVG	LG	TD
J. Jones	38	1167	30.7	108t	2
D. Thompson	15	389	25.9	49	0
Allen	3	56	18.7	20	0
Gradkowski	1	12	12.0	12	0
Graham	1	7	7.0	7	0
Pitta	1	0	0.0	0	0
L. Williams	1	5	5.0	5	0
RAVENS	60	1636	27.3	108t	2
Opponents	37	859	23.2	42	0

## FIELD GOALS

Player	1-19	20-29	30-39	40-49	50+
Tucker	0/0	8/8	8/8	10/13	4/4
RAVENS	0/0	8/8	8/8	10/13	4/4
Opponents	1/1	7/7	14/14	12/13	3/4

**Tucker:** (46G,40G,39G)(56G,51G,48G)(27G)(45G,47N)(28G,26G,39G)(38G)(51G,54G)(43G)(48G,34G)(26G,41N,39G)(43G,38G,38G)(45G,23G)(45G)(23G,21G,30G,29G)(45N,49G)

**Opponents:** (34G,19G)(23G)(37G,49G,20G)(51G,50G,52G)(30G,31G)(42G,43G,34G,51N)(33G,29G)(32G,28G,29G,33G,41G)(32G,47G)(22G)(47G,30G)(46G,41G,42G)(48G,49G,34G)(27G,36G,45N)(47G,32G,38G)

# 2012 STATISTICS

## DEFENSIVE STATISTICS

PLAYER	TT	SOLO	AS	YDS		INT	RET.		PD	FF	FR
				SACKS	LOST		YDS	TD			
Pollard, Bernard	98	71	27	2	14	1	0	6	0	0	
Ellerbe, Dannell	89	66	23	4.5	29.5	0	0	2	0	0	
McClain, Jameel	79	57	22	0	0	0	0	3	0	0	
Williams, Cary	75	67	8	1	9	4	90	17	0	0	
Reed, Ed	58	49	9	0	0	4	78	15	0	3	
Lewis, Ray	57	44	13	1	0	0	0	1	1	1	
Upshaw, Courtney	55	34	21	1.5	10	0	0	2	0	2	
Graham, Corey	54	36	18	0	0	2	20	8	0	0	
Ngata, Haloti	51	33	18	5	50	0	0	1	0	0	
Jones, Arthur	47	27	20	4.5	29.5	0	0	0	1	0	
Kruger, Paul	42	30	12	9	46	1	0	6	1	1	
McClellan, Albert	42	29	13	1	11	0	0	2	0	2	
Bynes, Josh	31	18	13	0	0	0	0	2	0	0	
Smith, Jimmy	31	27	4	0	0	0	0	3	0	0	
Ayanbadejo, Brendon	30	16	14	1	7	0	0	1	0	0	
Kemoeatu, Ma'ake	29	15	14	1	1	0	0	2	1	0	
Cody, Terrence	25	12	13	0	0	0	0	1	0	0	
Webb, Lardarius	25	24	1	0	0	1	8	6	1	1	
Suggs, Terrell	22	17	5	2	15	0	0	4	0	0	
McPhee, Pernell	21	18	3	1.5	12	0	0	0	0	0	
Ihedigbo, James	19	12	7	1	7	0	0	1	0	0	
Brown, Chykie	14	12	2	0	0	0	0	6	0	0	
Tyson, DeAngelo	11	3	8	0	0	0	0	2	0	0	
Johnson, Chris	7	7	0	0	0	0	0	0	1	0	
Brown, Omar	3	2	1	1	9	0	0	0	0	0	
Hall, Bryan	3	1	2	0	0	0	0	0	0	0	
Considine, Sean	2	1	1	0	0	0	0	0	0	0	
Kindle, Sergio	1	1	0	0	0	0	0	0	0	0	
<b>Totals</b>	<b>1021</b>	<b>729</b>	<b>292</b>	<b>37</b>	<b>250</b>	<b>13</b>	<b>196</b>	<b>91</b>	<b>6</b>	<b>10</b>	

## SPECIAL TEAMS STATISTICS

PLAYER	TT	SOLO	AS	FF	FR	BK
Ayanbadejo, Brendon	14	12	2	0	1	0
Allen, Anthony	12	11	1	0	0	0
Brown, Chykie	11	9	2	0	0	0
Considine, Sean	7	6	1	0	0	0
McClellan, Albert	7	7	0	1	0	0
Graham, Corey	6	6	0	0	0	0
Ihedigbo, James	6	6	0	0	0	0
Upshaw, Courtney	5	4	1	1	0	0
Williams, LaQuan	5	4	1	0	0	0
Reed, David	4	3	1	0	0	0
Bynes, Josh	3	1	2	0	0	0
Ellerbe, Dannell	3	3	0	1	0	0
Koch, Sam	3	2	1	0	0	0
Smith, Jimmy	3	3	0	0	0	0
Cox, Morgan	2	1	1	0	0	0
Dickson, Ed	1	1	0	0	0	0
Hamilton, Adrian	1	1	0	0	0	0
Jackson, Asa	1	1	0	0	0	0
Levine, Anthony	1	1	0	0	0	0
Tucker, Justin	1	1	0	0	0	0
Brown, Omar	0	0	0	0	1	0
McClain, Jameel	0	0	0	0	1	0
<b>Totals</b>	<b>96</b>	<b>83</b>	<b>13</b>	<b>3</b>	<b>3</b>	<b>0</b>

Defensive and special teams statistics reflect press box stats.

## RAVENS COACHES

**John Harbaugh**, Head Coach; **Jerry Rosburg**, Assistant Head Coach/Special Teams Coordinator; **Jim Caldwell**, Offensive Coordinator; **Dean Pees**, Defensive Coordinator; **Teryl Austin**, Secondary; **Juney Barnett**, Assistant Strength and Conditioning; **Clarence Brooks**, Defensive Line; **Jason Brooks**, Offensive Quality Control; **Randy Brown**, Kicking Consultant; **Juan Castillo**, Special Consultant; **Wade Harman**, Tight Ends; **Chris Hewitt**, Assistant Special Teams; **Jim Hostler**, Wide Receivers; **Don Martindale**, Inside Linebackers; **Andy Moeller**, Offensive Line; **Ted Monachino**, Linebackers; **Wilbert Montgomery**, Running Backs; **Bob Rogucki**, Strength and Conditioning; **Craig Ver Steeg**, Senior Offensive Assistant; **Todd Washington**, Assistant Offensive Line; **Matt Weiss**, Defensive Quality Control

## RAVENS HONOR ROLL

**AP All-Pro:** WR/RS Jacoby Jones (1st Team), FB Vonta Leach (1st Team), DT Haloti Ngata (2nd Team), G Marshal Yanda (2nd Team)

**Pro Bowl:** WR/RS Jacoby Jones (starter), FB Vonta Leach (starter), DT Haloti Ngata, S Ed Reed (starter), RB Ray Rice, G Marshal Yanda (starter)

**Super Bowl XLVII MVP:** QB Joe Flacco

**Pro Football Weekly/PFWA's All-NFL Team:** WR/RS Jacoby Jones, G Marshal Yanda

### AFC Players of the Week:

QB Joe Flacco (Week 1) - Offense  
WR/RS Jacoby Jones (Week 6) - Special Teams  
RB Ray Rice (Week 16) - Offense

### AFC Player of the Month:

WR/RS Jacoby Jones (Special Teams, November)

### NFL Play of the Year:

RB Ray Rice's 4th-and-29 conversion at SD

### USA Today All-Joe Team:

QB Joe Flacco, S Bernard Pollard, K Justin Tucker

**Ed Block Courage Award:** OLB Terrell Suggs

**Ravens Roost Unsung Hero:** K Justin Tucker

**Ravens Roost Extra Effort:** CB Corey Graham

## BALTIMORE RAVENS 2012 SEASON REVIEW

	Reg.	Post.		Reg.	Post.
Record	10-6	4-0	When Scoring First	7-2	2-0
vs. AFC North	4-2	0-0	When Not Scoring First	3-4	2-0
vs. AFC	8-4	3-0	Positive or even Turnover Ratio	9-2	4-0
vs. NFC	2-2	1-0	Negative Turnover Ratio	1-4	0-0
Home	6-2	1-0	Winning Penalty Ratio	4-2	2-0
Away	4-4	2-0	Losing Penalty Ratio	6-2	2-0
On Grass	4-3	1-0	Overtime	1-1	1-0
Artificial Turf	6-3	3-0	With a 100-Yard Rusher	3-1	2-0
Outdoors	10-5	3-0	Without a 100-yard Rusher	7-5	2-0
Indoors	0-1	1-0	With a 100-Yard Receiver	3-1	2-0
Leading at Halftime	7-3	2-0	Without a 100-yard Receiver	7-5	2-0
Tied at Halftime	1-1	1-0	With a 300-Yard Passer	5-0	1-0
Trailing at Halftime	2-2	1-0	Without a 300-Yard Passer	5-6	3-0
Leading After 3 Quarters	8-2	3-0	When Allowing a 100-Yard Rusher	2-2	1-0
Tied After 3 Quarters	0-1	1-0	When Not Allowing a 100-Yard Rusher	8-4	3-0
Trailing After 3 Quarters	2-3	0-0	When Allowing a 100-Yard Receiver	1-2	2-0
Decided by 7 Points or less	6-4	2-0	When Not Allowing a 100-Yard Receiver	9-4	2-0
Decided by 3 Points or less	5-3	2-0	When Allowing a 300-Yard Passer	3-1	2-0
			When Not Allowing a 300-Yard Passer	7-5	2-0

# 2012 POSTSEASON STATISTICS

## RESULTS AND ATTENDANCE

### WON 4, LOST 0 (SUPER BOWL XLVII CHAMPIONS)

01/06	W	24-9	Indianapolis	71,379
01/12	W	38-35 2OT	at Denver	76,732
01/20	W	28-13	at New England	68,756
02/03	W	34-31	vs. San Francisco	71,024

## TEAM STATISTICS

	RAVENS	OPPONENT
<b>TOTAL FIRST DOWNS</b>	<b>85</b>	<b>106</b>
Rushing	25	30
Passing	53	63
Penalty	7	13
3rd Down: Made/Att	25/55	25/60
3rd Down Pct.	45.5	41.7
4th Down: Made/Att	0/3	2/6
4th Down Pct.	0.0	33.3
<b>POSSESSION AVG.</b>	<b>28:39</b>	<b>31:21</b>
<b>TOTAL NET YARDS</b>	<b>1641</b>	<b>1713</b>
Avg. Per Game	410.3	428.3
Total Plays	271	316
Avg. Per Play	6.1	5.4
<b>NET YARDS RUSHING</b>	<b>539</b>	<b>567</b>
Avg. Per Game	134.8	141.8
Total Rushes	139	128
<b>NET YARDS PASSING</b>	<b>1102</b>	<b>1146</b>
Avg. Per Game	275.5	286.5
Sacked/Yards Lost	6/38	9/54
Gross Yards	1140	1200
Att./Completions	126/73	179/101
Completion Pct.	57.9	56.4
Had Intercepted	0	6
<b>PUNTS/AVERAGE</b>	<b>22/46.0</b>	<b>17/45.6</b>
<b>NET PUNTING AVG.</b>	<b>22/34.3</b>	<b>17/37.5</b>
<b>PENALTIES/YARDS</b>	<b>24/206</b>	<b>24/197</b>
<b>FUMBLES/BALL LOST</b>	<b>6/4</b>	<b>5/4</b>
<b>TOUCHDOWNS</b>	<b>16</b>	<b>9</b>
Rushing	3	2
Passing	11	5
Returns	2	2

## SCORE BY PERIODS

	1	2	3	4	OT	2OT	PTS
<b>RAVENS</b>	<b>21</b>	<b>38</b>	<b>28</b>	<b>34</b>	<b>0</b>	<b>3</b>	<b>124</b>
<b>Opponents</b>	<b>20</b>	<b>26</b>	<b>27</b>	<b>15</b>	<b>0</b>	<b>0</b>	<b>88</b>

## SCORING

	TD	RU	PA	RT	K/PAT	FG	S	PTS
Tucker	0	0	0	0	16/16	4/4	0	28
Boldin	4	0	4	0	0	0	0	24
J. Jones	3	0	2	1	0	0	0	18
Pitta	3	0	3	0	0	0	0	18
Rice	2	2	0	0	0	0	0	12
T. Smith	2	0	2	0	0	0	0	12
Graham	1	0	0	1	0	0	0	6
Leach	1	1	0	0	0	0	0	6
<b>RAVENS</b>	<b>16</b>	<b>3</b>	<b>11</b>	<b>2</b>	<b>16/16</b>	<b>4/4</b>	<b>0</b>	<b>124</b>
<b>Opponents</b>	<b>9</b>	<b>2</b>	<b>5</b>	<b>2</b>	<b>8/8</b>	<b>8/10</b>	<b>1</b>	<b>88</b>

**2-PT. CONVERSIONS: RAVENS 0-0, Opponents 0-1**

**SACKS: Kruger 4.5, Suggs 2, A. Jones 1, McPhee 1, Graham 0.5, RAVENS 9, Opponents 6**

## PASSING

	ATT	COMP	YARDS	COMP%	YDS/ATT
Flacco	126	73	1140	57.9	9.05%
<b>RAVENS</b>	<b>126</b>	<b>73</b>	<b>1140</b>	<b>57.9</b>	<b>9.05%</b>
<b>Opponents</b>	<b>179</b>	<b>101</b>	<b>1200</b>	<b>56.4</b>	<b>6.70%</b>

## DEFENSIVE STATISTICS

PLAYER	TT	SOLO	AS	SACKS	YDS LOST	INT	RET. YDS	PD	FF	FR
Lewis, Ray	51	29	22	0	0	0	0	1	0	0
Ellerbe, Dannell	32	25	7	0	0	1	2	2	0	0
Graham, Corey	32	20	12	0.5	3	2	39	7	0	0
Williams, Cary	25	19	6	0	0	2	41	6	0	0
Suggs, Terrell	21	13	8	2	8	0	0	1	1	0
Pollard, Bernard	17	11	6	0	0	0	0	4	1	0
Reed, Ed	15	14	1	0	0	1	6	3	0	0
Kruger, Paul	14	9	5	4.5	28	0	0	1	1	1
Ngata, Haloti	13	10	3	0	0	0	0	1	0	0
Kemoeatu, Ma'ake	10	5	5	0	0	0	0	0	0	0
Brown, Chykie	9	7	2	0	0	0	0	2	0	0
Jones, Arthur	9	5	4	1	6	0	0	0	0	2
Upshaw, Courtney	9	7	2	0	0	0	0	0	1	0
Tyson, DeAngelo	5	2	3	0	0	0	0	0	0	0
McPhee, Pernell	4	2	2	1	9	0	0	2	1	1
Cody, Terrence	3	2	1	0	0	0	0	0	0	0
Smith, Jimmy	3	3	0	0	0	0	0	2	0	0
Ayanbadejo, Brendon	2	2	0	0	0	0	0	0	0	0
Ihedigbo, James	1	1	0	0	0	0	0	0	0	0
McClellan, Albert	1	1	0	0	0	0	0	0	0	0
<b>Totals</b>	<b>276</b>	<b>187</b>	<b>89</b>	<b>9</b>	<b>54</b>	<b>6</b>	<b>88</b>	<b>32</b>	<b>5</b>	<b>4</b>

## RUSHING

	NO	YDS	AVG	LG	TD
Rice	84	306	3.6	32	2
Pierce	39	202	5.2	43	0
Flacco	8	16	2.0	14	0
Leach	5	15	3.0	5	1
Tucker	1	8	8.0	8	0
T. Smith	1	0	0.0	0	0
Koch	1	-8	-8.0	-8	0
<b>RAVENS</b>	<b>139</b>	<b>539</b>	<b>3.9</b>	<b>43</b>	<b>3</b>
<b>Opponents</b>	<b>128</b>	<b>567</b>	<b>4.4</b>	<b>33</b>	<b>2</b>

## RECEIVING

	NO	YDS	AVG	LG	TD
Boldin	22	380	17.3	50	4
Pitta	14	163	11.6	24	3
T. Smith	11	233	21.2	59t	2
Rice	8	88	11.0	47	0
Dickson	6	90	15.0	24	0
Leach	6	31	5.2	17	0
J. Jones	5	147	29.4	70t	2
Pierce	1	8	8.0	8	0
<b>RAVENS</b>	<b>73</b>	<b>1140</b>	<b>15.6</b>	<b>70t</b>	<b>11</b>
<b>Opponents</b>	<b>101</b>	<b>1200</b>	<b>11.9</b>	<b>36</b>	<b>5</b>

## INTERCEPTIONS

	NO	YDS	AVG	LG	TD
C. Williams	2	41	20.5	41	0
Graham	2	39	19.5	39t	1
E. Reed	1	6	6.0	6	0
Ellerbe	1	2	2.0	2	0
<b>RAVENS</b>	<b>6</b>	<b>88</b>	<b>14.7</b>	<b>41</b>	<b>1</b>
<b>Opponents</b>	<b>0</b>	<b>0</b>	<b>---</b>	<b>---</b>	<b>0</b>

## PUNTING

	NO	YDS	AVG	NET	TB	IN	LG	BLK
Koch	22	1013	46.0	34.3	4	8	60	0
<b>RAVENS</b>	<b>22</b>	<b>1013</b>	<b>46.0</b>	<b>34.3</b>	<b>4</b>	<b>8</b>	<b>60</b>	<b>0</b>
<b>Opponents</b>	<b>17</b>	<b>776</b>	<b>45.6</b>	<b>37.5</b>	<b>1</b>	<b>7</b>	<b>59</b>	<b>0</b>

## PUNT RETURNS

	RET	FC	YDS	AVG	LG	TD
J. Jones	8	2	110	13.8	34	0
Doss	1	0	8	8.0	8	0
E. Reed	1	3	0	0.0	0	0
<b>RAVENS</b>	<b>10</b>	<b>5</b>	<b>118</b>	<b>11.8</b>	<b>34</b>	<b>0</b>
<b>Opponents</b>	<b>8</b>	<b>3</b>	<b>178</b>	<b>22.3</b>	<b>90t</b>	<b>1</b>

## KICKOFF RETURNS

	NO	YDS	AVG	LG	TD
J. Jones	14	362	25.9	108t	1
<b>RAVENS</b>	<b>14</b>	<b>362</b>	<b>25.9</b>	<b>108t</b>	<b>1</b>
<b>Opponents</b>	<b>12</b>	<b>366</b>	<b>30.5</b>	<b>104t</b>	<b>1</b>

## FIELD GOALS

	1-19	20-29	30-39	40-49	50+
Tucker	1/1	1/1	1/1	1/1	0/0
<b>RAVENS</b>	<b>1/1</b>	<b>1/1</b>	<b>1/1</b>	<b>1/1</b>	<b>0/0</b>
<b>Opponents</b>	<b>0/0</b>	<b>3/3</b>	<b>3/3</b>	<b>1/2</b>	<b>1/2</b>

**Tucker: (23G)(47G)(19G,38G)**

**Opponents: (47G,52G,26G,40N)(52N)(31G,25G)(36G,27G,34G)**

**FUM/LOST: Rice 3/3, Flacco 1/1, J. Jones 1/0, Leach 1/0**

	TD	TD%	INT	INT%	LG	SACK/LOST	RATING
11	8.7%	0	0.0%	70t	6/38	117.2	
11	8.7%	0	0.0%	70t	6/38	117.2	
5	2.8%	6	3.4%	36	9/54	72.4	

## SPECIAL TEAMS STATISTICS

PLAYER	TT	SOLO	AS	FF	FR	BK
Considine, Sean	4	3	1	0	0	0
Allen, Anthony	3	3	0	0	0	0
Brown, Chykie	2	1	1	0	0	0
Bynes, Josh	2	2	0	0	0	0
McClellan, Albert	2	2	0	0	0	0
Ihedigbo, James	1	1	0	0	0	0
Koch, Sam	1	1	0	0	0	0
Reed, David	1	1	0	0	0	0
Smith, Jimmy	1	1	0	0	0	0
<b>Totals</b>	<b>17</b>	<b>15</b>	<b>2</b>	<b>0</b>	<b>0</b>	<b>0</b>

*Defensive and special teams statistics reflect press box stats.*



THE RAVENS & SHAW SPORTS TURF

BUILDING A  
**WINNING  
TRADITION  
TOGETHER**  
— SINCE 2003. —

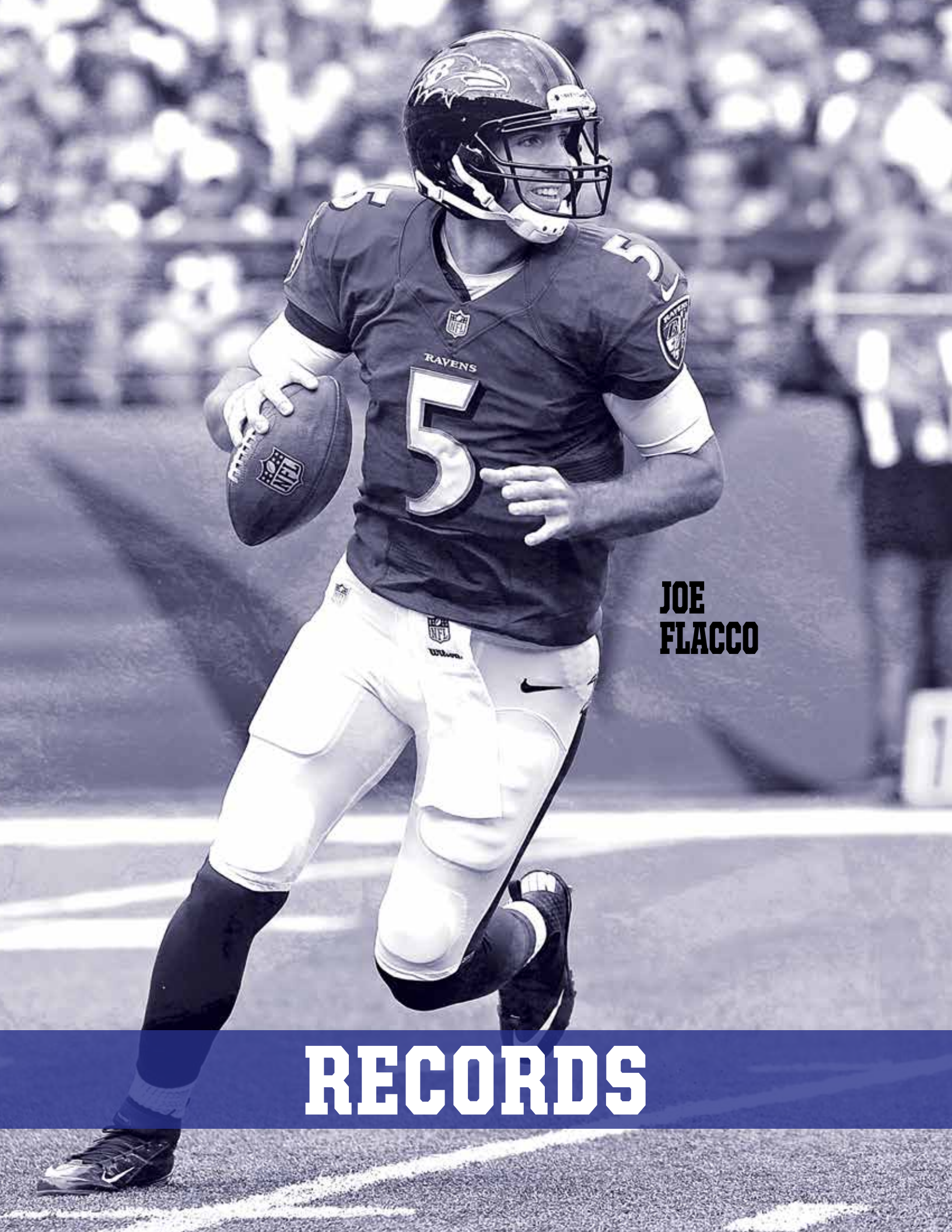


“ FOR MYSELF AND THE RAVENS, **SHAW SPORTS TURF PROVIDES THE BEST PRODUCT ON THE MARKET.** WE’VE LOOKED AT, TRIED, AND TESTED MANY OF THE OTHER ARTIFICIAL TURF SYSTEMS. THE PERFORMANCE OF THEIR PRODUCT AND THEIR RESPONSIVENESS TO OUR NEEDS KEEPS US COMING BACK TO SHAW SPORTS TURF. ”

**shaw**<sup>™</sup>  
SPORTS TURF 

**DON FOLLETT**


Senior Director of Fields & Grounds  
Baltimore Ravens



**JOE  
FLACCO**

**RECORDS**





**LARDARIUS  
WEBB**



# ALL-TIME RANKINGS: OFFENSE

## YARDS PER GAME AVERAGE

2013 - 29th	(307.4)
2012 - 16th	(352.5)
2011 - 15th	(338.7)
2010 - 22nd	(322.9)
2009 - 13th	(351.2)
2008 - 18th	(324.0)
2007 - 22nd	(302.0)
2006 - 17th	(317.0)
2005 - 24th	(293.3)
2004 - 31st	(273.4)
2003 - 21st	(308.1)
2002 - 26th	(289.9)
2001 - 14th	(320.3)
2000 - 16th	(313.4)
1999 - 24th	(298.6)
1998 - 26th	(281.1)
1997 - 9th	(330.7)
1996 - 3rd	(357.7)

## RUSHING YARDS/ ATTEMPT

2013 - 32nd	(3.1)
2012 - 12th	(4.3)
2011 - 12th	(4.3)
2010 - 28th	(3.8)
2009 - 4th	(4.7)
2008 - 22nd	(4.0)
2007 - 17th	(4.0)
2006 - 31st	(3.4)
2005 - 27th	(3.6)
2004 - 15th	(4.2)
2003 - 3rd	(4.8)
2002 - 14th	(4.2)
2001 - 25th	(3.7)
2000 - 8th	(4.3)
1999 - 10th	(4.1)
1998 - 15th	(4.0)
1997 - 19th	(3.8)
1996 - 7th	(4.2)

## PCT. HAD INTERCEPTED

2013 - 28th	(3.7%)
2012 - 6th	(2.0%)
2011 - 9th	(2.2%)
2010 - 6th	(2.0%)
2009 - 10th	(2.5%)
2008 - 16th	(2.8%)
2007 - 6th	(2.5%)
2006 - 10th	(2.7%)
2005 - 28th	(3.7%)
2004 - 6th	(2.7%)
2003 - 32nd	(4.5%)
2002 - 15th	(2.9%)
2001 - 18thT	(3.9%)
2000 - 21st	(3.8%)
1999 - 23rd	(3.7%)
1998 - 16th	(3.1%)
1997 - 13th	(2.7%)
1996 - 19th	(3.5%)

## 3RD DOWN EFFICIENCY

2013 - 20th	(36.4%)
2012 - 20thT	(36.9%)
2011 - 7th	(42.4%)
2010 - 16th	(39.0%)
2009 - 11thT	(41.6%)
2008 - 15th	(40.9%)
2007 - 18th	(38.5%)
2006 - 9th	(41.2%)
2005 - 16th	(39.1%)
2004 - 22nd	(35.1%)
2003 - 27th	(31.9%)
2002 - 24th	(37.7%)
2001 - 19th	(35.7%)
2000 - 11th	(40.3%)
1999 - 31st	(28.4%)
1998 - 28th	(30.9%)
1997 - 20th	(36.1%)
1996 - 3rd	(43.8%)

## KICK RETURN AVERAGE

2013 - 2nd	(26.4)
2012 - 1st	(27.3)
2011 - 9th	(24.9)
2010 - 6th	(24.7)
2009 - 2nd	(26.2)
2008 - 31st	(20.1)
2007 - 10th	(23.5)
2006 - 10th	(23.2)
2005 - 22nd	(21.5)
2004 - 21st	(20.7)
2003 - 15th	(21.4)
2002 - 19th	(21.1)
2001 - 3rd	(23.6)
2000 - 12th	(22.3)
1999 - 19th	(20.3)
1998 - 4th	(24.6)
1997 - 27th	(20.2)
1996 - 26th	(20.2)

## POINTS PER GAME AVERAGE

2013 - 25th	(20.0)
2012 - 10th	(24.9)
2011 - 12th	(23.6)
2010 - 16th	(22.3)
2009 - 9th	(24.4)
2008 - 11th	(24.1)
2007 - 24th	(17.2)
2006 - 12thT	(22.1)
2005 - 25th	(16.6)
2004 - 20th	(19.8)
2003 - 8th	(24.7)
2002 - 23rd	(19.7)
2001 - 18th	(19.9)
2000 - 14th	(20.8)
1999 - 14th	(20.3)
1998 - 26th	(16.8)
1997 - 16th	(20.4)
1996 - 6th	(23.2)

## YARDS PER PLAY AVERAGE

2013 - 32nd	(4.5)
2012 - 16th	(5.4)
2011 - 18th	(5.2)
2010 - 23rd	(5.1)
2009 - 14th	(5.5)
2008 - 25th	(4.9)
2007 - 28th	(4.6)
2006 - 22nd	(5.0)
2005 - 27th	(4.4)
2004 - 28th	(4.4)
2003 - 18th	(5.1)
2002 - 25th	(4.9)
2001 - 23rd	(4.7)
2000 - 21st	(4.7)
1999 - 24th	(4.6)
1998 - 19th	(4.9)
1997 - 12th	(5.1)
1996 - 1st	(5.6)

## PASS NET YARDS/ GAME

2013 - 18th	(224.4)
2012 - 15th	(233.7)
2011 - 19th	(213.9)
2010 - 20th	(208.4)
2009 - 18th	(213.7)
2008 - 28th	(175.5)
2007 - 23rd	(189.7)
2006 - 11th	(214.7)
2005 - 22nd	(193.0)
2004 - 31st	(144.5)
2003 - 32nd	(140.9)
2002 - 27th	(177.9)
2001 - 16th	(207.1)
2000 - 22nd	(175.9)
1999 - 25th	(189.0)
1998 - 25th	(179.3)
1997 - 5th	(231.4)
1996 - 2nd	(248.6)

## SACKS PER PASS PLAY

2013 - 20th	(.072)
2012 - 17th	(.063)
2011 - 13th	(.057)
2010 - 25th	(.075)
2009 - 20th	(.066)
2008 - 22nd	(.071)
2007 - 19th	(.065)
2006 - 2nd	(.031)
2005 - 20th	(.069)
2004 - 19th	(.070)
2003 - 31st	(.092)
2002 - 26th	(.079)
2001 - 14th	(.067)
2000 - 21st	(.079)
1999 - 27th	(.093)
1998 - 19th	(.079)
1997 - 8th	(.059)
1996 - 14th	(.063)

## 4TH DOWN EFFICIENCY

2013 - 22nd	(37.5%)
2012 - 22nd	(42.9%)
2011 - 6thT	(57.1%)
2010 - 21stT	(40.0%)
2009 - 19th	(46.2%)
2008 - 6th	(63.6%)
2007 - 13th	(52.4%)
2006 - 2nd	(72.7%)
2005 - 9th	(57.9%)
2004 - 30th	(26.7%)
2003 - 4th	(63.6%)
2002 - 15th	(53.8%)
2001 - 30th	(23.1%)
2000 - 31st	(16.7%)
1999 - 28th	(27.3%)
1998 - 18thT	(40.0%)
1997 - 7thT	(57.1%)
1996 - 25thT	(40.0%)

## GROSS PUNTING AVERAGE

2013 - 13th	(45.5)
2012 - 8th	(47.1)
2011 - 9th	(46.5)
2010 - 16th	(43.6)
2009 - 19th	(43.1)
2008 - 8th	(45.0)
2007 - 15th	(43.0)
2006 - 18th	(43.0)
2005 - 16th	(42.8)
2004 - 22nd	(40.6)
2003 - 17th	(40.8)
2002 - 19th	(40.5)
2001 - 31st	(38.0)
2000 - 20th	(40.2)
1999 - 13th	(41.9)
1998 - 16th	(42.9)
1997 - 14th	(42.7)
1996 - 14th	(43.2)

## FIELD GOAL PERCENTAGE

2013 - 6thT	(92.7%)
2012 - 6th	(90.9%)
2011 - 26th	(76.9%)
2010 - 6th	(89.7%)
2009 - 27th	(70.0%)
2008 - 24thT	(80.0%)
2007 - 17th	(84.4%)
2006 - 1st	(93.3%)
2005 - 9th	(85.7%)
2004 - 3rd	(90.6%)
2003 - 9th	(85.0%)
2002 - 10th	(80.7%)
2001 - 5th	(85.7%)
2000 - 4th	(89.7%)
1999 - 7th	(84.8%)
1998 - 21stT	(75.0%)
1997 - 19thT	(76.5%)
1996 - 22nd	(76.0%)

## RUSHING YARDS/ GAME

2013 - 30th	(83.0)
2012 - 11th	(118.8)
2011 - 10th	(124.8)
2010 - 14th	(114.4)
2009 - 5th	(137.5)
2008 - 4th	(148.5)
2007 - 16th	(112.3)
2006 - 25th	(102.3)
2005 - 21st	(100.3)
2004 - 9th	(128.9)
2003 - 1st	(167.1)
2002 - 16th	(112.0)
2001 - 11th	(113.1)
2000 - 5th	(137.4)
1999 - 16th	(109.6)
1998 - 20th	(101.8)
1997 - 22nd	(99.3)
1996 - 14th	(109.1)

## PASS NET YARDS/ ATTEMPT

2013 - 30th	(5.4)
2012 - 15th	(6.2)
2011 - 19th	(6.3)
2010 - 13th	(6.8)
2009 - 13th	(6.7)
2008 - 17th	(6.5)
2007 - 29th	(5.4)
2006 - 8th	(6.6)
2005 - 27th	(5.5)
2004 - 31st	(5.0)
2003 - 27th	(5.4)
2002 - 25th	(5.9)
2001 - 20th	(5.9)
2000 - 24th	(5.6)
1999 - 28th	(5.5)
1998 - 21st	(6.0)
1997 - 11th	(6.3)
1996 - 4th	(7.0)

## 1ST DOWNS PER GAME

2013 - 24th	(18.4)
2012 - 15th	(19.6)
2011 - 15thT	(19.5)
2010 - 18th	(18.9)
2009 - 13th	(20.0)
2008 - 14th	(18.8)
2007 - 20th	(18.2)
2006 - 22ndT	(17.6)
2005 - 19th	(17.9)
2004 - 30th	(16.3)
2003 - 27th	(16.2)
2002 - 27th	(16.3)
2001 - 8th	(18.7)
2000 - 18th	(18.0)
1999 - 27th	(16.2)
1998 - 30th	(15.2)
1997 - 17th	(18.3)
1996 - 2ndT	(21.1)

## PUNT RETURN AVERAGE

2013 - 3rd	(14.2)
2012 - 16th	(9.4)
2011 - 19th	(9.6)
2010 - 24th	(7.4)
2009 - 20th	(7.4)
2008 - 19th	(8.6)
2007 - 9th	(9.7)
2006 - 25thT	(7.8)
2005 - 1st	(11.1)
2004 - 7th	(10.3)
2003 - 24th	(7.7)
2002 - 8th	(11.8)
2001 - 5th	(11.7)
2000 - 1st	(15.8)
1999 - 24th	(7.7)
1998 - 5th	(12.6)
1997 - 2nd	(13.4)
1996 - 18th	(9.4)

## NET PUNTING AVERAGE

2013 - 22nd	(38.9)
2012 - 6th	(40.8)
2011 - 18th	(38.6)
2010 - 4th	(39.2)
2009 - 19th	(37.3)
2008 - 5th	(39.9)
2007 - 24th	(35.5)
2006 - 10th	(37.6)
2005 - 24th	(35.2)
2004 - 23rd	(34.6)
2003 - 11th	(34.9)
2002 - 20th	(32.9)
2001 - 29th	(32.9)
2000 - 21st	(33.9)
1999 - 15th	(35.1)
1998 - 6th	(37.5)
1997 - 9th	(36.6)
1996 - 6th	(37.2)

# ALL-TIME RANKINGS: DEFENSE

YARDS PER GAME AVERAGE		RUSHING YARDS/ ATTEMPT		PCT. OF PASSES INTERCEPTED		3RD DOWN EFFICIENCY		KICK RETURN AVERAGE		POINTS PER GAME AVERAGE	
2013 - 12th	(335.5)	2013 - 5th	(3.8)	2013 - 12th	(2.9%)	2013 - 3rd	(33.5%)	2013 - 16th	(23.0)	2013 - 12th	(22.0)
2012 - 17th	(350.9)	2012 - 8th	(4.0)	2012 - 19th	(2.3%)	2012 - 7th	(35.8%)	2012 - 13th	(23.2)	2012 - 12thT	(21.5)
2011 - 3rd	(288.9)	2011 - 2nd	(3.5)	2011 - 19th	(2.8%)	2011 - 2nd	(32.1%)	2011 - 31st	(29.2)	2011 - 3rd	(16.6)
2010 - 10th	(318.9)	2010 - 8th	(3.9)	2010 - 13th	(3.2%)	2010 - 15th	(38.0%)	2010 - 32nd	(26.0)	2010 - 3rd	(16.9)
2009 - 3rd	(300.5)	2009 - 1st	(3.4)	2009 - 6th	(4.2%)	2009 - 11th	(36.7%)	2009 - 4th	(20.3)	2009 - 3rd	(16.3)
2008 - 2nd	(261.1)	2008 - 5th	(3.6)	2008 - 2nd	(4.9%)	2008 - 3rd	(33.5%)	2008 - 15th	(22.6)	2008 - 3rd	(15.3)
2007 - 6th	(301.6)	2007 - 1st	(2.8)	2007 - 10th	(3.5%)	2007 - 7th	(36.6%)	2007 - 24th	(23.7)	2007 - 22ndT	(24.0)
2006 - 1st	(264.1)	2006 - 2nd	(3.3)	2006 - 1st	(5.5%)	2006 - 1st	(28.8%)	2006 - 13th	(21.8)	2006 - 1st	(12.6)
2005 - 5th	(284.7)	2005 - 8th	(3.7)	2005 - 27th	(2.1%)	2005 - 10th	(36.1%)	2005 - 16th	(21.8)	2005 - 10th	(18.7)
2004 - 6th	(300.2)	2004 - 2nd	(3.6)	2004 - 3rd	(4.2%)	2004 - 8th	(34.4%)	2004 - 27th	(23.2)	2004 - 6th	(16.8)
2003 - 3rd	(281.0)	2003 - 3rd	(3.4)	2003 - 4th	(4.5%)	2003 - 2nd	(29.4%)	2003 - 16th	(21.4)	2003 - 6th	(17.6)
2002 - 22nd	(334.6)	2002 - 2nd	(3.7)	2002 - 4th	(4.4%)	2002 - 21st	(40.3%)	2002 - 25th	(22.6)	2002 - 19th	(22.1)
2001 - 2nd	(277.9)	2001 - 3rd	(3.4)	2001 - 21st	(2.9%)	2001 - 3rd	(30.8%)	2001 - 19th	(21.8)	2001 - 4th	(16.6)
2000 - 2nd	(247.9)	2000 - 1st	(2.68)	2000 - 4th	(4.4%)	2000 - 5th	(34.1%)	2000 - 10th	(21.3)	2000 - 1st	(10.3)
1999 - 2nd	(263.9)	1999 - 2nd	(3.14)	1999 - 14th	(3.5%)	1999 - 12th	(34.1%)	1999 - 16th	(21.1)	1999 - 6th	(17.3)
1998 - 22nd	(331.1)	1998 - 6th	(3.60)	1998 - 19th	(3.2%)	1998 - 22nd	(39.2%)	1998 - 10th	(20.5)	1998 - 16th	(20.9)
1997 - 25th	(335.2)	1997 - 5th	(3.60)	1997 - 14th	(3.1%)	1997 - 23rd	(40.3%)	1997 - 20th	(22.8)	1997 - 18th	(21.6)
1996 - 30th	(368.1)	1996 - 15th	(3.78)	1996 - 20th	(2.8%)	1996 - 30th	(48.2%)	1996 - 4th	(20.0)	1996 - 28th	(27.6)

YARDS PER PLAY AVERAGE		PASS NET YARDS/ GAME		SACKS PER PASS PLAY		4TH DOWN EFFICIENCY		GROSS PUNTING AVERAGE		FIELD GOAL PERCENTAGE	
2013 - 12th	(5.2)	2013 - 12th	(230.1)	2013 - 11th	(.068)	2013 - 23rdT	(57.1%)	2013 - 22nd	(45.8)	2013 - 25th	(91.4%)
2012 - 10th	(5.2)	2012 - 17th	(228.1)	2012 - 17th	(.062)	2012 - 17thT	(50.0%)	2012 - 26th	(46.2)	2012 - 32nd	(94.9%)
2011 - 2nd	(4.6)	2011 - 4th	(196.3)	2011 - 3rd	(.082)	2011 - 21st	(47.6%)	2011 - 8th	(43.6)	2011 - 29th	(90.3%)
2010 - 6th	(5.1)	2010 - 21st	(224.9)	2010 - 32nd	(.043)	2010 - 17thT	(50.0%)	2010 - 17th	(43.5)	2010 - 19th	(84.4%)
2009 - 3rd	(4.9)	2009 - 8thT	(207.3)	2009 - 20th	(.058)	2009 - 6th	(41.2%)	2009 - 13th	(43.4)	2009 - 30th	(88.9%)
2008 - 3rd	(4.5)	2008 - 2nd	(179.7)	2008 - 14th	(.060)	2008 - 1st	(18.8%)	2008 - 9th	(42.8)	2008 - 30th	(95.5%)
2007 - 10th	(5.0)	2007 - 20th	(222.3)	2007 - 16th	(.061)	2007 - 18thT	(53.8%)	2007 - 17th	(43.1)	2007 - 21st	(86.0%)
2006 - 1st	(4.5)	2006 - 6th	(188.2)	2006 - 1st	(.105)	2006 - 7th	(39.1%)	2006 - 29th	(44.9)	2006 - 8th	(73.9%)
2005 - 3rd	(4.6)	2005 - 8th	(184.9)	2005 - 11th	(.074)	2005 - 5thT	(33.3%)	2005 - 7th	(40.5)	2005 - 31st	(93.5%)
2004 - 5th	(4.8)	2004 - 10th	(195.1)	2004 - 12th	(.072)	2004 - 2nd	(25.0%)	2004 - 3rd	(40.1)	2004 - 17th	(83.9%)
2003 - 1st	(4.4)	2003 - 4th	(175.3)	2003 - 1st	(.081)	2003 - 3rd	(29.4%)	2003 - 9th	(40.1)	2003 - 30th	(90.3%)
2002 - 10th	(5.1)	2002 - 26th	(224.4)	2002 - 23rd	(.054)	2002 - 29th	(71.4%)	2002 - 14th	(42.5)	2002 - 29thT	(87.9%)
2001 - 1st	(4.4)	2001 - 8th	(189.7)	2001 - 9th	(.075)	2001 - 11thT	(40.0%)	2001 - 14th	(41.6)	2001 - 2nd	(57.6%)
2000 - 2nd	(4.3)	2000 - 8th	(187.3)	2000 - 22nd	(.062)	2000 - 4th	(21.1%)	2000 - 31st	(44.5)	2000 - 9th	(83.3%)
1999 - 1st	(4.1)	1999 - 6th	(186.9)	1999 - 9th	(.076)	1999 - 19th	(46.7%)	1999 - 21st	(42.9)	1999 - 11thT	(76.0%)
1998 - 18th	(5.0)	1998 - 24th	(224.5)	1998 - 20th	(.067)	1998 - 8th	(36.4%)	1998 - 10th	(42.5)	1998 - 25thT	(86.7%)
1997 - 18th	(5.0)	1997 - 28th	(229.6)	1997 - 18th	(.070)	1997 - 17thT	(50.0%)	1997 - 25th	(44.0)	1997 - 6th	(70.6%)
1996 - 29th	(5.5)	1996 - 30th	(248.1)	1996 - 26th	(.053)	1996 - 18th	(53.8%)	1996 - 13th	(42.4)	1996 - 27th	(90.3%)

RUSHING YARDS/ GAME		PASS NET YARDS/ ATTEMPT		1ST DOWNS PER GAME		PUNT RETURN AVERAGE		NET PUNTING AVERAGE	
2013 - 11th	(105.4)	2013 - 16th	(6.2)	2013 - 6thT	(17.8)	2013 - 17th	(9.1)	2013 - 4th	(37.5)
2012 - 20th	(122.8)	2012 - 16th	(6.1)	2012 - 21stT	(20.4)	2012 - 7th	(7.8)	2012 - 27th	(41.2)
2011 - 2nd	(92.6)	2011 - 3rd	(5.9)	2011 - 4th	(16.8)	2011 - 24th	(11.9)	2011 - 14th	(38.4)
2010 - 5th	(93.9)	2010 - 7th	(6.0)	2010 - 10thT	(17.7)	2010 - 11th	(8.1)	2010 - 27th	(39.1)
2009 - 5th	(93.3)	2009 - 14th	(6.3)	2009 - 7thT	(17.5)	2009 - 10th	(7.6)	2009 - 11th	(37.2)
2008 - 3rd	(81.4)	2008 - 3rd	(5.4)	2008 - 1st	(14.3)	2008 - 6th	(6.4)	2008 - 11th	(36.6)
2007 - 2nd	(79.3)	2007 - 30th	(7.3)	2007 - 2ndT	(16.1)	2007 - 21st	(9.9)	2007 - 18th	(37.4)
2006 - 2nd	(75.9)	2006 - 2nd	(5.9)	2006 - 1st	(14.8)	2006 - 20th	(9.2)	2006 - 28th	(38.3)
2005 - 9th	(99.4)	2005 - 2nd	(5.6)	2005 - 10th	(17.3)	2005 - 22nd	(8.7)	2005 - 1st	(33.0)
2004 - 8thT	(105.1)	2004 - 9th	(6.2)	2004 - 6th	(17.1)	2004 - 14th	(7.8)	2004 - 3rd	(33.1)
2003 - 6th	(96.0)	2003 - 1st	(5.3)	2003 - 3rd	(15.5)	2003 - 10th	(8.4)	2003 - 13th	(34.0)
2002 - 13th	(110.1)	2002 - 20th	(6.3)	2002 - 23rd	(19.8)	2002 - 24th	(11.8)	2002 - 10th	(32.8)
2001 - 4th	(88.2)	2001 - 2nd	(5.5)	2001 - 3rdT	(16.4)	2001 - 3rd	(5.5)	2001 - 4th	(33.6)
2000 - 1st	(60.6)	2000 - 7th	(5.7)	2000 - 2nd	(13.5)	2000 - 13th	(9.3)	2000 - 5th	(33.1)
1999 - 2nd	(76.9)	1999 - 1st	(4.9)	1999 - 5thT	(16.2)	1999 - 25th	(10.9)	1999 - 29th	(36.9)
1998 - 16th	(106.6)	1998 - 23rd	(6.7)	1998 - 17th	(18.6)	1998 - 4th	(7.1)	1998 - 2nd	(33.6)
1997 - 10th	(105.6)	1997 - 23rd	(6.6)	1997 - 23rd	(19.1)	1997 - 11th	(8.7)	1997 - 11th	(35.5)
1996 - 23rd	(120.0)	1996 - 29th	(7.4)	1996 - 29th	(21.9)	1996 - 16th	(10.1)	1996 - 16th	(35.6)

# YEAR-BY-YEAR TOTALS/RANKINGS

## OFFENSE

YEAR	TOTAL PLAYS	1ST DOWNS	NET RUSH YARDS	LEAGUE RANK	NET PASS YARDS	LEAGUE RANK	TOTAL NET YARDS	LEAGUE RANK	TOTAL POINTS
1996	1,024	338	1,745.....	14	3,978.....	2	5,723.....	3	371
1997	1,043	292	1,589.....	22	3,702.....	5	5,291.....	9	326
1998	926	243	1,629.....	20	2,869.....	25	4,498.....	26	269
1999	1,033	259	1,754.....	16	3,024.....	25	4,778.....	24	324
2000	1,058	288	2,199.....	5	2,815.....	22	5,014.....	16	333
2001	1,080	299	1,810.....	11	3,314.....	16	5,124.....	14	303
2002	947	261	1,792.....	16	2,847.....	27	4,639.....	26	316
2003	1,009	259	2,674.....	1	2,255.....	32	4,929.....	21	391
2004	991	260	2,063.....	9	2,312.....	31	4,375.....	31	317
2005	1,056	286	1,605.....	21	3,088.....	22	4,693.....	24	265
2006	1,017	282	1,637.....	25	3,435.....	11	5,072.....	17	353
2007	1,042	291	1,797.....	16	3,035.....	23	4,832.....	22	275
2008	1,058	300	2,376.....	4	2,808.....	28	5,184.....	18	385
2009	1,014	320	2,200.....	5	3,419.....	18	5,619.....	13	391
2010	1,018	303	1,831.....	14	3,335.....	20	5,166.....	22	357
2011	1,036	312	1,996.....	10	3,423.....	19	5,419.....	15	378
2012	1,042	314	1,901.....	11	3,739.....	15	5,640.....	16	398
2013	1,090	295	1,328.....	30	3,590.....	18	4,918.....	29	320

## DEFENSE

YEAR	TOTAL PLAYS	1ST DOWNS	NET RUSH YARDS	LEAGUE RANK	NET PASS YARDS	LEAGUE RANK	TOTAL NET YARDS	LEAGUE RANK	TOTAL POINTS
1996	1,075	351	1,920.....	23	3,969.....	30	5,889.....	30	441
1997	1,068	306	1,690.....	10	3,673.....	28	5,363.....	25	345
1998	1,050	298	1,705.....	16	3,592.....	24	5,297.....	22	335
1999	1,040	260	1,231.....	2	2,991.....	6	4,222.....	2	277
2000	924	216	970.....	1	2,997.....	8	3,967.....	2	165*
2001	1,010	262	1,411.....	4	3,035.....	8	4,446.....	2	265
2002	1,077	316	1,762.....	13	3,591.....	26	5,353.....	22	354
2003	1,026	248	1,536.....	6	2,805.....	4	4,341.....	3	281
2004	1,009	273	1,681.....	8T	3,122.....	10	4,803.....	6	268
2005	998	277	1,591.....	9	2,964.....	8	4,555.....	5	299
2006	936	236	1,214.....	2	3,011.....	6	4,225.....	1	201
2007	968	258	1,268.....	2	3,557.....	20	4,825.....	6	384
2008	928	228	1,302.....	3	2,875.....	2	4,177.....	2	244
2009	991	280	1,492.....	5	3,316.....	8T	4,808.....	3	261
2010	1,007	284	1,503.....	5	3,599.....	21	5,102.....	10	270
2011	1,002	269	1,482.....	2	3,140.....	4	4,622.....	3	266
2012	1,086	326	1,965.....	20	3,650.....	17	5,615.....	17	344
2013	1,032	284	1,687.....	11	3,681.....	12	5,368.....	12	352

\* 16-game NFL record

## DEFENSIVE DOMINANCE

Entering the 2014 season, the Ravens' defense ranks in the Top 3 in several major defensive categories dating back to their 2000 Super Bowl-winning campaign. Below is where Baltimore's stout unit stands since 2000.

### POINTS PER GAME ALLOWED (2000-13)

1. Pittsburgh ..... 17.5
2. **Baltimore** ..... **17.7**
3. New England ..... 18.8

### TAKE-AWAYS (2000-13)

1. Chicago ..... 443
2. **Baltimore** ..... **440**
- New England .... 440

### NET YARDS ALLOWED (2000-13)

1. Pittsburgh ..... 283.4
2. **Baltimore** ..... **295.5**
3. NY Jets ..... 315.6

### RUSHING YARDS ALLOWED (2000-13)

1. Pittsburgh ..... 90.0
2. **Baltimore** ..... **93.1**
3. Minnesota ..... 103.0



# SERVICE/SCORING RECORDS

## SERVICE RECORDS

### MOST COMPLETE SEASONS

17	Ray Lewis (1996-2012)
13	Matt Stover (1996-2008)
12	Jonathan Ogden (1996-2007)
<b>11</b>	<b>Terrell Suggs (2003-13)</b>
	Ed Reed (2002-2012)
	Mike Flynn (1997-2007)

### MOST CONSECUTIVE STARTS

<b>96</b>	<b>Joe Flacco (2008-present)</b>
80	Michael Oher (2009-present)
	Jarret Johnson (2007-11)
73	Michael McCrary (1997-2001)
	Jamie Sharper (1997-2001)
64	Matt Birk (2009-present)
	Rod Woodson (1998-2001)

### MOST GAMES PLAYED

228	Ray Lewis (1996-2012)
207	Matt Stover (1996-2008)
177	Jonathan Ogden (1996-2007)
<b>165</b>	<b>Terrell Suggs (2003-present)</b>
160	Ed Reed (2002-12)
143	Jarret Johnson (2003-11)

### MOST CONSECUTIVE GAMES PLAYED

129	Jarret Johnson (2003-11)
<b>128</b>	<b>Sam Koch (2006-present)</b>
111	Peter Boulware (1997-2003)
110	Matt Stover (2002-08)
<b>105</b>	<b>Terrell Suggs (2003-09)</b>
97	Matt Stover (1996-2002)

## SCORING RECORDS

### MOST POINTS SCORED

<b>CAREER</b>	
1,464	Matt Stover (402 PATs, 354 FGs), 1996-2008
294	Billy Cundiff (96 PATs, 66 FGs), 2009-11
284	Jamal Lewis (47 TDs, 1 2-pt), 2000-06

### SEASON

<b>140</b>	<b>Justin Tucker (26 PATs, 38 FGs), 2013</b>
135	Matt Stover (30 PATs, 35 FGs), 2000
134	Matt Stover (35 PATs, 33 FGs), 2003

### GAME

24	Marcus Robinson (11/23/03 vs. Sea.), 4 TDs
<b>18</b>	<b>Justin Tucker (12/16/13 at Det.), 6 FGs</b>
	<b>Ray Rice (10/30/11 vs. Ari.), 3 TDs</b>
	<b>Torrey Smith (9/25/11 at STL), 3 TDs</b>
	Anquan Boldin (9/26/10 vs. Cle.), 3 TDs
	Willis McGahee (1/3/10 at Oak.), 3 TDs
	Jamal Lewis (twice, 11/19/06 vs. Atl.; 12/7/03 vs. Cin.), 3 TDs
	Matt Stover (9/21/97 at Ten.), 5 FGs, 3 PATs
	Qadry Ismail (12/12/99 at Pit.), 3 TDs
	Jermaine Lewis (12/7/97 vs. Sea.), 3 TDs
	Michael Jackson (12/22/96 vs. Hou.), 3 TDs

### MOST POINTS BY A ROOKIE

### SEASON

<b>132</b>	<b>Justin Tucker (2012), 30 FGs, 42 PATs</b>
<b>44</b>	<b>Marlon Brown (2013), 7 TDs, 1 (2-pt.)</b>
<b>42</b>	<b>Torrey Smith (2011), 7 TDs</b>
38	Jamal Lewis (2000), 6 TDs, 1 (2-pt.)

### GAME

<b>18</b>	<b>Torrey Smith (9/25/11 at STL), 3 TDs</b>
<b>15</b>	<b>Justin Tucker (12/23/12 vs. NYG), 4 FGs, 3 PATs</b>
<b>14</b>	<b>Marlon Brown (11/3/13 at Cle.), 2 TDs, 1 2-pt.</b>
<b>14</b>	<b>Justin Tucker (9/10/12 vs. Cin.), 3 FGs, 5 PATs</b>
<b>13</b>	<b>Justin Tucker (11/11/12 vs. Oak), 2 FGs, 7 PATs</b>
12	Clarence Moore (twice, 12/12/04 vs. NYG; 11/14/04 at NYJ), 2 TDs
	Jamal Lewis (11/26/00 vs. Cle.), 2 TDs
	Travis Taylor (9/10/00 vs. Jax.), 2 TDs

### MOST CONSECUTIVE GAMES SCORING

92	Matt Stover (9/30/02-12/16/07)
----	--------------------------------

### MOST TOUCHDOWNS

### CAREER

47	Jamal Lewis (2000-06), 45 rush, 2 rec.
<b>43</b>	<b>Ray Rice (2008-13), 37 rush, 6 rec.</b>
41	Todd Heap (2001-10), 41 rec.
35	Willis McGahee (2007-10), 31 rush, 4 rec.

### SEASON

<b>15</b>	<b>Ray Rice (2011), 12 rush, 3 rec.</b>
14	Willis McGahee (2009), 12 rush, 2 rec.
	Jamal Lewis (2003), 14 rush
	Michael Jackson (1996), 14 rec.
11	Le'Ron McClain (2008), 10 rush, 1 rec.

### GAME

4	Marcus Robinson (vs. Sea., 11/23/03), 4 rec.
<b>3</b>	<b>Ray Rice (10/30/11 vs. Ari.), 3 rush</b>
	<b>Torrey Smith (9/25/11 at STL), 3 rec.</b>
	Anquan Boldin (9/26/10 vs. Cle.), 3 rec.
	Willis McGahee (at Oak., 1/3/10), 3 rush
	Jamal Lewis (twice, vs. Atl., 11/19/06; vs. Cin., 12/7/03), 3 rush
	Qadry Ismail (12/12/99 at Pit.), 3 rec.
	Jermaine Lewis (12/7/97 vs. Sea.), 2 PR, 1 rec.
	Michael Jackson (12/22/96 vs. Hou.), 3 rec.

### MOST TOUCHDOWNS, ROOKIE SEASON

<b>7</b>	<b>Marlon Brown (2013), 7 rec.</b>
	<b>Torrey Smith (2011), 7 rec.</b>
6	Jamal Lewis (2000), 6 rush

### MOST CONSECUTIVE GAMES SCORING A TD

7	Willis McGahee, 2007 (games 6-12)
<b>5</b>	<b>Ray Rice, 2009 (games 5-9)</b>
	Michael Jackson, 1996 (games 7-11)
4	Willis McGahee, 2009 (games 1-4)
	Jamal Lewis, 2003 (games 1-4)

### MOST (KICKING) PAT ATTEMPTED

### CAREER

403	Matt Stover (1996-2008)
96	Billy Cundiff (2009-11)

### SEASON

<b>42</b>	<b>Justin Tucker (2012)</b>
41	Matt Stover (2008)
39	Billy Cundiff (2010)

### GAME

<b>7</b>	<b>Justin Tucker (11/11/12 vs. Oak.)</b>
6	Billy Cundiff (12/13/09 vs. Det.)
	Matt Stover (12/19/05 vs. GB)

### MOST (KICKING) PAT MADE

### CAREER

402	Matt Stover (1996-2008)
96	Billy Cundiff (2009-11)

### SEASON

<b>42</b>	<b>Justin Tucker (2012)</b>
41	Matt Stover (2008)
39	Billy Cundiff (2010)

### GAME

<b>7</b>	<b>Justin Tucker (11/11/12 vs. Oak.)</b>
6	Billy Cundiff (12/13/09 vs. Det.)
	Matt Stover (12/19/05 vs. GB)

### MOST CONSECUTIVE (KICKING) PAT MADE

389	Matt Stover (10/27/96-12/28/09)
-----	---------------------------------

### HIGHEST (KICKING) PAT PERCENTAGE

### CAREER (MIN. 40 ATT.)

<b>1.000</b>	<b>Justin Tucker (2012-13, 68 of 68)</b>
1.000	Billy Cundiff (2009-11, 96 of 96)
.998	Matt Stover (1996-2008, 402 of 403)

### MOST 2-POINT CONVERSIONS

### CAREER

5	Todd Heap (2001-10)
3	Michael Jackson (1996-98)

### SEASON

*4	Todd Heap (2003)
2	Floyd Turner (1998), Michael Jackson (1996)

### GAME

**2	Todd Heap (10/19/03 at Cin.)
	Michael Jackson (10/6/96 vs. NE)

### MOST FIELD GOALS ATTEMPTED

### CAREER

418	Matt Stover (1996-2008)
83	Billy Cundiff (2009-11)

### SEASON

<b>41</b>	<b>Justin Tucker (2013)</b>
39	Matt Stover (2000)
38	Matt Stover (2003)

### GAME

<b>6</b>	<b>Justin Tucker (12/16/13 at Det.)</b>
	Billy Cundiff (11/22/09 vs. Ind.)
	Matt Stover (9/21/97 at Ten.)

### MOST FIELD GOALS MADE

### CAREER

354	Matt Stover (1996-2008)
<b>68</b>	<b>Justin Tucker (2012-13)</b>

### SEASON

<b>38</b>	<b>Justin Tucker (2013)</b>
35	Matt Stover (2000)
33	Matt Stover (2003)
<b>30</b>	<b>Justin Tucker (2012), Matt Stover (2005, 2001)</b>

### GAME

<b>6</b>	<b>Justin Tucker (12/16/13 at Det.)</b>
5	7 times, last by Justin Tucker (11/28/13 vs. Pit.)

### MOST CONSECUTIVE FIELD GOALS MADE

36	Matt Stover (10/31/05-11/19/06)
<b>33</b>	<b>Justin Tucker (9/22/13-12/16/13)</b>
22	Matt Stover (11/7/99-9/17/00)

### MOST FIELD GOALS, 1 QUARTER

<b>3</b>	<b>Justin Tucker (12/16/13 at Det. - 2nd qrt)</b>
	Matt Stover (11/18/07 vs. Cle. - 4th qrt)
	Matt Stover (9/17/06 vs. Oak. - 1st qrt)
	Matt Stover (10/31/05 at Pit. - 4th qrt)
	Matt Stover (11/7/04 vs. Cle. - 2nd qrt)
	Matt Stover (10/26/03 vs. Den. - 2nd qrt)
	Matt Stover (1/7/02 vs. Min. - 2nd qrt)
	Matt Stover (12/26/99 vs. Cin. - 2nd qrt)
	Matt Stover (11/24/96 vs. Jax. - 2nd qrt)

### MOST CONSECUTIVE GAMES SCORING FGs

*38	Matt Stover (10/31/99 - 12/16/01)
-----	-----------------------------------

### LONGEST FIELD GOAL MADE

<b>61</b>	<b>Justin Tucker (12/16/13 at Det.)</b>
<b>56</b>	<b>Justin Tucker (9/16/12 at Phi.)</b>
	Wade Richey (9/14/03 vs. Cle.)

### LONGEST FIELD GOAL ATTEMPTED

<b>61</b>	<b>Justin Tucker (12/16/13 at Det.)</b>
<b>56</b>	<b>Justin Tucker (9/16/12 at Phi.)</b>
	Billy Cundiff (11/29/09 vs. Pit.)
	Wade Richey (9/14/03 vs. Cle.)

### HIGHEST FIELD GOAL PERCENTAGE

### CAREER (MIN. 50 ATT.)

<b>91.9</b>	<b>Justin Tucker (2012-13), 68 of 74</b>
84.7	Matt Stover (1996-2008), 354 of 418

### SEASON (MIN. 16 ATT.)

93.3	Matt Stover (2006), 28-30
<b>92.7</b>	<b>Justin Tucker (2013), 38-41</b>
<b>90.9</b>	<b>Justin Tucker (2012), 30-33</b>

### MOST SAFETIES

### CAREER

2	Jameel McClain (2008-13)
1	Ray Lewis (1996-2011)
	Ed Reed (2002-11)
	Rob Burnett (1996-2001)
	Michael McCrary (1997-2002)
	Adalius Thomas (2000-06)

### SEASON

2	Jameel McClain (2008)
1	Ed Reed (2006)
	Ray Lewis (1999)
	Adalius Thomas (2006)
	Michael McCrary (2000)
	Rob Burnett (1998)

### GAME

1	7 times, last by Jameel McClain (11/23/08 vs. Phi.)
---	---

\* NFL Record

\*\* Ties NFL Record

# ALL-TIME SCORING

RK	NAME (SEASONS)	-----TOUCHDOWNS-----				-----PATS-----		--FIELD GOALS--		2PT	S	PTS
		TOTAL	RUN	REC	RET	MADE	ATT	MADE	ATT			
1	Matt Stover (1996-2008)	0	0	0	0	402	403	354	418	0	0	1,464
2	Billy Cundiff (2009-11)	0	0	0	0	96	96	66	83	0	0	294
3	Jamal Lewis (2000-06)	47	45	2	0	0	0	0	0	1	0	284
4	<b>Justin Tucker (2012-13)</b>	<b>0</b>	<b>0</b>	<b>0</b>	<b>0</b>	<b>68</b>	<b>68</b>	<b>68</b>	<b>74</b>	<b>0</b>	<b>0</b>	<b>272</b>
5	<b>Ray Rice (2008-13)</b>	<b>43</b>	<b>37</b>	<b>6</b>	<b>0</b>	<b>0</b>	<b>0</b>	<b>0</b>	<b>0</b>	<b>1</b>	<b>0</b>	<b>260</b>
6	Todd Heap (2001-10)	41	0	41	0	0	0	0	0	5	0	256
7	Willis McGahee (2007-10)	35	31	4	0	0	0	0	0	0	0	210
8	Derrick Mason (2005-10)	29	0	29	0	0	0	0	0	1	0	176
9	Jermaine Lewis (1996-2001)	22	0	16	6	0	0	0	0	0	0	132
10	<b>Torrey Smith (2011-13)</b>	<b>19</b>	<b>0</b>	<b>19</b>	<b>0</b>	<b>0</b>	<b>0</b>	<b>0</b>	<b>0</b>	<b>1</b>	<b>0</b>	<b>116</b>
11	Michael Jackson (1996-98)	18	0	18	0	0	0	0	0	3	0	114
12	Derrick Alexander (1996-97)	18	0	18	0	0	0	0	0	1	0	110
	Qadry Ismail (1999-2001)	18	0	18	0	0	0	0	0	1	0	110
14	Travis Taylor (2000-04)	15	0	15	0	0	0	0	0	0	0	90
15	Anquan Boldin (2010-12)	14	0	14	0	0	0	0	0	1	0	86
16	Mark Clayton (2005-09)	14	2	12	0	0	0	0	0	0	0	84
	Le'Ron McClain (2007-10)	14	12	2	0	0	0	0	0	0	0	84
18	Ed Reed (2002-12)	13	0	0	13	0	0	0	0	0	1	80
19	Priest Holmes (1997-2000)	11	10	1	0	0	0	0	0	0	0	66
	<b>Dennis Pitta (2010-13)</b>	<b>11</b>	<b>0</b>	<b>11</b>	<b>0</b>	<b>0</b>	<b>0</b>	<b>0</b>	<b>0</b>	<b>0</b>	<b>0</b>	<b>66</b>
21	Steve Hauschka (2008-09)	0	0	0	0	27	28	10	15	0	0	57
22	Bam Morris (1996-97)	9	8	1	0	0	0	0	0	0	0	54
23	<b>Joe Flacco (2008-13)</b>	<b>8</b>	<b>8</b>	<b>0</b>	<b>0</b>	<b>0</b>	<b>0</b>	<b>0</b>	<b>0</b>	<b>0</b>	<b>0</b>	<b>48</b>
	Patrick Johnson (1998-2001, 2005)	8	0	7	1	0	0	0	0	0	0	48
	Daniel Wilcox (2004-08)	8	0	8	0	0	0	0	0	0	0	48
26	Floyd Turner (1996, 1998)	7	0	7	0	0	0	0	0	2	0	46
27	<b>Marlon Brown (2013)</b>	<b>7</b>	<b>0</b>	<b>7</b>	<b>0</b>	<b>0</b>	<b>0</b>	<b>0</b>	<b>0</b>	<b>1</b>	<b>0</b>	<b>44</b>
	Chester Taylor (2002-05)	7	4	3	0	0	0	0	0	1	0	44
29	Ed Dickson (2010-13)	7	0	7	0	0	0	0	0	0	0	42
	Eric Green (1996-98)	7	0	7	0	0	0	0	0	0	0	42
	<b>Jacoby Jones (2012-13)</b>	<b>7</b>	<b>0</b>	<b>3</b>	<b>4</b>	<b>0</b>	<b>0</b>	<b>0</b>	<b>0</b>	<b>0</b>	<b>0</b>	<b>42</b>
	Chris McAlister (1999-2008)	7	0	0	7	0	0	0	0	0	0	42
	Errict Rhett (1998-99)	7	5	2	0	0	0	0	0	0	0	42
	Shannon Sharpe (2000-01)	7	0	7	0	0	0	0	0	0	0	42
	Brandon Stokley (1999-2002, 2013)	7	0	7	0	0	0	0	0	0	0	42
36	Marcus Robinson (2003-03)	6	0	6	0	0	0	0	0	0	0	36
37	Earnest Byner (1996-97)	5	4	1	0	0	0	0	0	1	0	32
	Clarence Moore (2004-06)	5	0	5	0	0	0	0	0	1	0	32
	Adalius Thomas (2000-06)	5	0	0	5	0	0	0	0	0	1	32
40	Jason Brookins (2001)	5	5	0	0	0	0	0	0	0	0	30
	Terry Jones (2002-05)	5	0	5	0	0	0	0	0	0	0	30
	Rod Woodson (1998-2001)	5	0	0	5	0	0	0	0	0	0	30
43	Justin Armour (1999)	4	0	4	0	0	0	0	0	0	0	24
	Obafemi Ayanbadejo (1999-2001)	4	2	2	0	0	0	0	0	0	0	24
	Randy Hymes (2002-05)	4	0	4	0	0	0	0	0	0	0	24
	Alan Ricard (2001-05)	4	2	0	2	0	0	0	0	0	0	24
	Musa Smith (2003-07)	4	4	0	0	0	0	0	0	0	0	24
	Demetrius Williams (2006-09)	4	0	4	0	0	0	0	0	0	0	24
49	Ray Lewis (1996-2012)	3	0	0	3	0	0	0	0	0	1	20
50	Terry Allen (2001)	3	3	0	0	0	0	0	0	0	0	18
	Stoney Case (1999)	3	3	0	0	0	0	0	0	0	0	18
	Dallas Clark (2013)	3	0	3	0	0	0	0	0	0	0	18
	Devard Darling (2004-07)	3	0	3	0	0	0	0	0	0	0	18
	Yamon Figurs (2007-08)	3	0	1	2	0	0	0	0	0	0	18
	T.J. Houshmandzadeh (2010)	3	0	3	0	0	0	0	0	0	0	18
	Dawan Landry (2006-10)	3	0	0	3	0	0	0	0	0	0	18
	<b>Bernard Pierce (2012-13)</b>	<b>3</b>	<b>3</b>	<b>0</b>	<b>0</b>	<b>0</b>	<b>0</b>	<b>0</b>	<b>0</b>	<b>0</b>	<b>0</b>	<b>18</b>
	B.J. Sams (2004-07)	3	1	0	2	0	0	0	0	0	0	18
	<b>Lardarius Webb (2009-13)</b>	<b>3</b>	<b>0</b>	<b>0</b>	<b>3</b>	<b>0</b>	<b>0</b>	<b>0</b>	<b>0</b>	<b>0</b>	<b>0</b>	<b>18</b>
	Chad Williams (2002-05)	3	0	0	3	0	0	0	0	0	0	18
61	Vinny Testaverde (1996-97)	2	2	0	0	0	0	0	0	1	0	14
62	Kyle Boller (2003-07)	2	2	0	0	0	0	0	0	0	0	12
	Tandon Doss (2011-13)	2	0	1	1	0	0	0	0	0	0	12
	Sam Gash (2000-02)	2	0	2	0	0	0	0	0	0	0	12
	Jay Graham (1997-99)	2	2	0	0	0	0	0	0	0	0	12
	Corey Harris (1998-2001)	2	0	0	2	0	0	0	0	0	0	12
	Jarret Johnson (2003-11)	2	0	0	2	0	0	0	0	0	0	12
	Ron Johnson (2002-03)	2	0	1	1	0	0	0	0	0	0	12
	Brian Kinchen (1996-98)	2	0	2	0	0	0	0	0	0	0	12
	Vonta Leach (2011-13)	1	1	1	0	0	0	0	0	0	0	12
	Ovie Mughelli (2003-06)	2	0	2	0	0	0	0	0	0	0	12
	Jonathan Ogden (1996-07)	2	0	2	0	0	0	0	0	0	0	12
	Roosevelt Potts (1998)	2	0	2	0	0	0	0	0	0	0	12
	Troy Smith (2007-09)	2	2	0	0	0	0	0	0	0	0	12
	<b>Terrell Suggs (2003-13)</b>	<b>2</b>	<b>0</b>	<b>0</b>	<b>2</b>	<b>0</b>	<b>0</b>	<b>0</b>	<b>0</b>	<b>0</b>	<b>0</b>	<b>12</b>
	Kelley Washington (2009)	2	0	2	0	0	0	0	0	0	0	12
	Ricky Williams (2011)	2	2	0	0	0	0	0	0	0	0	12
78	Jameel McClain (2008-13)	1	0	0	1	0	0	0	0	0	2	10
79	Chuck Evans (1999-2000)	1	0	1	0	0	0	0	0	1	0	8

# ALL-TIME SCORING (CONT'D)

RK	NAME (SEASONS)	-----TOUCHDOWNS-----				-----PATS-----		--FIELD GOALS--		2PT	S	PTS
		TOTAL	RUN	REC	RET	MADE	ATT	MADE	ATT			
	Shayne Graham (2011)	0	0	0	0	2	2	2	2	0	0	8
	<b>Sam Koch (2006-13)</b>	<b>1</b>	<b>1</b>	<b>0</b>	<b>0</b>	<b>0</b>	<b>0</b>	<b>0</b>	<b>0</b>	<b>1</b>	<b>0</b>	<b>8</b>
82	Anthony Allen (2011-12)	1	1	0	0	0	0	0	0	0	0	6
	Mike Anderson (2006-07)	1	1	0	0	0	0	0	0	0	0	6
	Herman Arvie (1996)	1	0	1	0	0	0	0	0	0	0	6
	Jeff Blake (2002)	1	1	0	0	0	0	0	0	0	0	6
	Lamont Brightful (2002-03)	1	0	0	1	0	0	0	0	0	0	6
	Mike Caldwell (1996)	1	0	0	1	0	0	0	0	0	0	6
	Kenyon Cotton (1997-98)	1	1	0	0	0	0	0	0	0	0	6
	Randall Cunningham (2001)	1	1	0	0	0	0	0	0	0	0	6
	Greg DeLong (1999)	1	0	1	0	0	0	0	0	0	0	6
	Darnell Dinkins (2004-05)	1	0	1	0	0	0	0	0	0	0	6
	Dwan Edwards (2004-09)	1	0	0	1	0	0	0	0	0	0	6
	Elvis Grbac (2001)	1	1	0	0	0	0	0	0	0	0	6
	Kevin Johnson (2004)	1	0	1	0	0	0	0	0	0	0	6
	James Jones (1996-98)	1	0	1	0	0	0	0	0	0	0	6
	John Jones (2000-03)	1	0	1	0	0	0	0	0	0	0	6
	Antonio Langham (1996-97)	1	0	0	1	0	0	0	0	0	0	6
	Jim Leonhard (2008)	1	0	0	1	0	0	0	0	0	0	6
	Steve McNair (2006-07)	1	1	0	0	0	0	0	0	0	0	6
	<b>Haloti Ngata (2006-13)</b>	<b>1</b>	<b>0</b>	<b>0</b>	<b>1</b>	<b>0</b>	<b>0</b>	<b>0</b>	<b>0</b>	<b>0</b>	<b>0</b>	<b>6</b>
	Ronnie Prude (2006-07)	1	0	0	1	0	0	0	0	0	0	6
	David Reed (2010-12)	1	0	0	1	0	0	0	0	0	0	6
	James Roe (1996-98)	1	0	1	0	0	0	0	0	0	0	6
	Cory Ross (2006-07)	1	1	0	0	0	0	0	0	0	0	6
	Deion Sanders (2004-05)	1	0	0	1	0	0	0	0	0	0	6
	Jamie Sharper (1997-2001)	1	0	0	1	0	0	0	0	0	0	6
	<b>Daryl Smith (2013)</b>	<b>1</b>	<b>0</b>	<b>0</b>	<b>1</b>	<b>0</b>	<b>0</b>	<b>0</b>	<b>0</b>	<b>0</b>	<b>0</b>	<b>6</b>
	Duane Starks (1998-2001)	1	0	0	1	0	0	0	0	0	0	6
	Quinn Sypniewski (2006-07)	1	0	1	0	0	0	0	0	0	0	6
	<b>Tyrod Taylor (2011-13)</b>	<b>1</b>	<b>1</b>	<b>0</b>	<b>0</b>	<b>0</b>	<b>0</b>	<b>0</b>	<b>0</b>	<b>0</b>	<b>0</b>	<b>6</b>
	Calvin Williams (1996)	1	0	1	0	0	0	0	0	0	0	6
	Cary Williams (2009-12)	1	0	0	1	0	0	0	0	0	0	6
	Josh Wilson (2010)	1	0	0	1	0	0	0	0	0	0	6
114	Wade Richey (2003-04)	0	0	0	0	0	0	1	2	0	0	3
115	Rob Burnett (1996-2001)	0	0	0	0	0	0	0	0	0	1	2
	Ben Coates (2000)	0	0	0	0	0	0	0	0	1	0	2
	Carwell Gardner (1996)	0	0	0	0	0	0	0	0	1	0	2
	Justin Green (2005-07)	0	0	0	0	0	0	0	0	1	0	2
	Michael McCrary (1997-2002)	0	0	0	0	0	0	0	0	0	1	2

## ALL-TIME DEFENSIVE TDs (53 REGULAR SEASON, 5 PLAYOFFS)

### 1996

- LB Mike Caldwell 45 INT return; 11/24 vs. Jax.

### 1997

- CB Antonio Langham 40 INT return; 11/30 at Jax.

### 1998

- S Rod Woodson 60 INT return; 9/13 at NYJ
- S Rod Woodson 18 INT return; 11/8 vs. Oak.

### 1999

- S Rod Woodson 66 INT return; 11/7 at Cle.
- CB Duane Starks 43 INT return; 11/21 at Cin.
- S Rod Woodson 47 INT return; 12/5 vs. Ten.
- S Corey Harris 24 INT return; 12/19 vs. NO

### 2000

- CB Chris McAlister 98 INT return; 12/24 vs. NYJ

### 2000 POSTSEASON

- LB Ray Lewis 50 INT return; 1/7/01 at Ten.
- CB Duane Starks 49 INT return; 1/28/01 vs. NYG

### 2001

- S Rod Woodson 47 INT return; 12/2 vs. Ind.
- LB Jamie Sharper 8 FR; 1/7/02 vs. Min.

### 2002

- LB Adalius Thomas 25 INT return; 11/10 vs. Cin.
- S Chad Williams 98 INT return; 12/1 at Cin.

### 2003

- S Ed Reed 54 INT return; 9/14 vs. Cle.
- CB Chris McAlister 83 INT return; 10/12 vs. Ari.
- LB Ray Lewis 29 INT return; 11/30 vs. SF
- S Chad Williams 52 INT return; 12/21 at Cle.

### 2003 POSTSEASON

- S Will Demps 56 INT return; 1/3/04 vs. Ten.

### 2004 (RAVENS LED NFL IN DEFENSIVE TDs)

- CB Chris McAlister 51 INT return; 9/19 vs. Pit.
- S Ed Reed 22 FR; 10/10 at Was.
- S Deion Sanders 48 INT return; 10/24 vs. Buf.
- S Ed Reed 106 INT return; 11/7 vs. Cle.
- S Chad Williams 44 INT return; 11/21 vs. Dal.
- CB Chris McAlister 64 FR; 12/5 vs. Cin.
- OLB Jarret Johnson 6 INT return; 1/2/05 vs. Mia.

### 2005

- LB Adalius Thomas 20 INT return; 12/4 vs. Hou.
- LB Adalius Thomas 35 FR; 12/19 vs. GB
- LB Adalius Thomas 9 FR; 1/1/06 at Cle.

### 2006 (RAVENS LED NFL IN DEFENSIVE TDs)

- CB Chris McAlister 60 INT return; 9/10 at TB
- CB Ronnie Prude 12 INT return; 10/29 at NO
- S Dawan Landry 12 INT return; 10/29 at NO
- S Ed Reed 25 INT (CB Samari Rolle lateral); 11/5 vs. Cin
- LB Adalius Thomas 57 FR; 11/26 vs. Pit.
- CB Chris McAlister 31 INT return; 12/31 vs. Buf.

### 2007

- LB Ray Lewis 35 INT return; 11/18 vs. Cle.

### 2008

- S Ed Reed 32 INT return; 9/21 vs. Cle.
- **LB Terrell Suggs 44 INT return; 10/19 at Mia.**
- **LB Terrell Suggs 42 INT return; 11/2 at Cle.**
- S Ed Reed 107 INT return; 11/23 vs. Phi.\*
- S Jim Leonhard 35 INT return; 11/30 at Cin.
- S Ed Reed 22 FR; 12/7 vs. Was.

### 2008 POSTSEASON

- S Ed Reed 64 INT return; 1/4/09 at Mia.

### 2009

- DE Dwan Edwards FR in end zone; 10/4 at NE
- S Ed Reed 52 INT return; 10/11 vs. Cin.
- S Dawan Landry 48 INT return; 11/16 at Cle.

### 2010

- LB Ray Lewis 24 INT return; 11/21 at Car.
- S Dawan Landry 23 INT (S Ed Reed lateral); 11/21 at Car.
- CB Josh Wilson 12 INT return in OT; 12/13 at Hou.

### 2010 POSTSEASON

- DE Cory Redding 13 FR; 1/15/11 at Pit.

### 2011

- **DT Haloti Ngata 28 FR; 9/25 at STL**
- LB Jameel McClain 6 FR; 10/2 vs. NYJ
- LB Jarret Johnson 26 FR; 10/2 vs. NYJ
- **CB Lardarius Webb 73 INT return; 10/2 vs. NYJ**

### 2012

- S Ed Reed 34 INT return; 9/10 vs. Cin.
- CB Cary Williams 63 INT return; 9/27 vs. Cle.

### 2013

- **LB Daryl Smith 37 INT return; 9/22 vs. Hou.**

\*NFL Record



# PASSING RECORDS

## CAREER PASSING YARDS

RK	NAME (SEASONS)	ATT.	CMP.	PCT.	YDS.	AVG./ATT.	TD	PCT INT.	PCT INT.	LG	SACKS/ YDS.LOST	RATE
1	<b>Flacco, Joe (2008-13)</b>	<b>3,103</b>	<b>1,869</b>	<b>60.2</b>	<b>21,545</b>	<b>6.94</b>	<b>121</b>	<b>3.9</b>	<b>78</b>	<b>2.5</b>	<b>74t 222/1,542</b>	<b>83.7</b>
2	Boller, Kyle (2003-08)	1,311	746	56.9	7,846	5.98	45	3.4	44	3.4	77t 102/660	71.9
3	Testaverde, Vinny (1996-97)	1,019	596	58.5	7,148	7.01	51	5.0	34	3.3	86t 54/399	82.8
4	McNair, Steve (2006-07)	673	428	63.6	4,163	6.19	18	2.7	16	2.4	87t 25/169	79.9
5	Banks, Tony (1999-2000)	594	319	53.7	3,714	6.25	25	4.2	16	2.7	76t 53/342	75.7
6	Grbac, Elvis (2001)	467	265	56.7	3,033	6.49	15	3.2	18	3.9	77t 28/215	71.1
7	Wright, Anthony (2002-05)	444	258	58.1	2,781	6.26	15	3.4	17	3.8	64 38/272	71.9
8	Zeier, Eric (1996-98)	318	184	57.9	2,367	7.44	12	3.8	5	1.6	92 39/262	87.3
9	Blake, Jeff (2002)	295	165	55.9	2,084	7.06	13	4.4	11	3.7	77t 30/203	77.3
10	Harbaugh, Jim (1998)	293	164	56.0	1,839	6.28	12	4.1	11	3.8	66t 23/145	72.9
11	Dilfer, Trent (2000)	226	134	59.3	1,502	6.65	12	5.3	11	4.9	59t 23/135	76.6
12	Redman, Chris (2000-03)	198	106	53.5	1,111	5.61	7	3.5	5	2.5	36 17/113	71.3
13	Case, Stoney (1999)	170	77	45.3	988	5.81	3	1.8	8	4.7	54t 17/116	50.3
14	Cunningham, Randall (2001)	89	54	60.7	573	6.44	3	3.4	2	2.2	30 12/66	81.3
15	Smith, Troy (2007-09)	89	48	53.9	558	6.27	3	3.4	1	1.1	79t 5/30	79.7
16	Mitchell, Scott (1999)	56	24	42.9	236	4.21	1	1.8	4	7.1	28t 6/30	31.5
17	<b>Taylor, Tyrod (2011-13)</b>	<b>35</b>	<b>19</b>	<b>54.3</b>	<b>199</b>	<b>5.69</b>	<b>0</b>	<b>0.0</b>	<b>2</b>	<b>5.7</b>	<b>25 5/33</b>	<b>47.2</b>
18	Clayton, Mark (2005-09)	5	2	40.0	32	6.40	1	20.0	0	0.0	32t 0/0	101.7
19	<b>Koch, Sam (2006-13)</b>	<b>1</b>	<b>1</b>	<b>100.0</b>	<b>13</b>	<b>13.00</b>	<b>0</b>	<b>0.0</b>	<b>0</b>	<b>0.0</b>	<b>13 0/0</b>	<b>118.8</b>
20	Lewis, Jermaine (1996-2001)	1	1	100.0	3	3.00	0	0.0	0	0.0	3 0/0	79.2
21	<b>Rice, Ray (2008-13)</b>	<b>2</b>	<b>1</b>	<b>50.0</b>	<b>1</b>	<b>0.50</b>	<b>1</b>	<b>50.0</b>	<b>0</b>	<b>0.0</b>	<b>1t 0/0</b>	<b>95.8</b>
	Richardson, Wally (1997-98)	2	1	50.0	1	0.50	0	0.0	0	0.0	1 0/0	56.3
23	Heap, Todd (2001-10)	1	0	0.0	0	0.00	0	0.0	0	0.0	0 0/0	39.6
	Holmes, Priest (1997-2000)	1	0	0.0	0	0.00	0	0.0	1	100.0	0 0/0	0.0
	Hymes, Randy (2002-05)	3	0	0.0	0	0.00	0	0.0	0	0.0	0 0/0	39.6
	Zastudil, Dave (2002-05)	1	0	0.0	0	0.00	0	0.0	0	0.0	0 0/0	39.6
27	Boldin, Anquan (2010-12)	1	1	100.0	(-6)	-6.00	0	0.0	0	0.0	0 0/0	79.2
28	Richardson, Kyle (1997-2001)	1	1	100.0	(-11)	-11.00	0	0.0	0	0.0	-11 0/0	79.2

## ALL 300-YARD GAMES

429	Vinny Testaverde vs. STL, 10/27/96 (31 of 51)
389	<b>Joe Flacco at STL, 9/25/11 (27 of 48)</b>
385	<b>Joe Flacco at Min., 10/18/09 (28 of 43)</b>
382	<b>Joe Flacco vs. NE, 9/23/12 (28 of 39)</b>
373	Steve McNair at Ten., 11/12/06 (29 of 47)
366	Vinny Testaverde vs. Jax., 11/24/96 (31 of 50)
362	<b>Joe Flacco at Den., 9/5/13 (34 of 62)</b>
356	<b>Joe Flacco vs. Cle., 9/27/12 (28 of 46)</b>
355	<b>Joe Flacco at SD, 11/25/12 (30 of 51)</b>
353	Vinny Testaverde vs. NE, 10/6/96 (29 of 45)
349	Eric Zeier at Cin., 12/21/97 (28 of 41)
347	<b>Joe Flacco at Buf., 9/29/13 (25 of 50)</b>
342	<b>Joe Flacco vs. GB, 10/13/13 (20 of 34)</b>
342	<b>Joe Flacco vs. Cle., 9/27/09 (25 of 35)</b>
341	<b>Joe Flacco vs. Oak., 11/11/12 (21 of 33)</b>
338	Vinny Testaverde at Den., 10/20/96 (27 of 45)
336	<b>Joe Flacco vs. Ari., 10/30/11 (31 of 51)</b>
336	Jeff Blake at Pit., 12/29/02 (19 of 26)
332	Tony Banks vs. Ten., 12/5/99 (18 of 31)
331	Vinny Testaverde vs. Mia., 10/19/97 (32 of 47)
326	Elvis Grbac at Cin., 9/23/01 (33 of 63)
322	Vinny Testaverde vs. Jax., 8/31/97 (24 of 41)
319	Anthony Wright vs. Sea., 11/23/03 (20 of 37)
318	Vinny Testaverde at Ten., 9/21/97 (23 of 37)
316	Jeff Blake vs. NO, 12/8/02 (18 of 39)
309	<b>Joe Flacco vs. NYG, 12/23/12 (25 of 36)</b>
307	<b>Joe Flacco vs. KC, 9/13/09 (26 of 43)</b>
307	Steve McNair at Cle., 9/30/07 (34 of 53)
307	Vinny Testaverde vs. Hou., 12/22/96 (23 of 32)
305	<b>Joe Flacco vs. Hou., 10/16/11 (20 of 33)</b>
302	Kyle Boller at Cin., 10/19/03 (15 of 27)
302	Eric Zeier vs. Sea., 12/7/97 (17 of 28)
301	<b>Joe Flacco at Car., 11/21/10 (24 of 33)</b>
300	<b>Joe Flacco at Pit., 11/6/11 (28 of 47)</b>

Current Ravens in Bold

## LONGEST PASS PLAYS

92	Eric Zeier to Derrick Alexander vs. Sea., 12/7/97	61	Joe Flacco to Anquan Boldin vs. Pit., 12/5/10
87t	Steve McNair to Mark Clayton at KC, 12/10/06	60	<b>Joe Flacco to Torrey Smith vs. NYJ 11/24/13</b>
86t	Vinny Testaverde to Michael Jackson vs. Hou., 12/22/96	59	<b>Joe Flacco to Marlon Brown vs. GB, 10/13/13</b>
83t	Eric Zeier to Derrick Alexander at Cin., 12/21/97	59t	Trent Dilfer to Shannon Sharpe vs. Dal., 11/19/00
79t	Troy Smith to Derrick Mason at Sea., 12/23/07	59t	Tony Banks to Qadry Ismail at Pit., 12/12/99
77t	Kyle Boller to Demetrius Williams vs. Cle., 12/17/06	58	<b>Joe Flacco to Ed Dickson vs. Den., 10/10/10</b>
77t	Jeff Blake to Jamal Lewis vs. NO, 12/8/02	58t	Jim Harbaugh to Jermaine Lewis at SD, 11/15/98
77t	Elvis Grbac to Qadry Ismail vs. Ten., 10/7/01	57t	Kyle Boller to Randy Hymes vs. KC, 10/4/04
76t	Tony Banks to Qadry Ismail at Pit., 12/12/99	57t	Elvis Grbac to Qadry Ismail at Ten., 11/12/01
76t	Tony Banks to Patrick Johnson vs. Ten., 12/5/99	56	<b>Joe Flacco to Anquan Boldin vs. Hou., 10/16/11</b>
74	<b>Joe Flacco to Torrey Smith at Buf., 9/29/13</b>	56t	<b>Joe Flacco to T.J. Houshmandzadeh at Car., 11/21/10</b>
74t	<b>Joe Flacco to Torrey Smith at STL, 9/25/11</b>	56t	Eric Zeier to Jermaine Lewis at Jax., 9/20/98
73t	Kyle Boller to Travis Taylor at Cin., 10/19/03	56	Jim Harbaugh to Eric Green at Jax., 9/20/98
73	Tony Banks to Billy Davis at Cin., 11/21/99	54	<b>Joe Flacco to Torrey Smith vs. Pit., 11/28/13</b>
73t	Eric Zeier to Jermaine Lewis vs. Cin., 9/27/98	54	<b>Joe Flacco to Torrey Smith at SD, 11/25/12</b>
72t	<b>Joe Flacco to Derrick Mason vs. Cle., 9/27/09</b>	54	<b>Joe Flacco to Mark Clayton vs. Pit., 11/29/09</b>
70t	<b>Joe Flacco to Mark Clayton at Cin., 11/30/08</b>	54	<b>Joe Flacco to Derrick Mason at Ind., 10/12/08</b>
70t	<b>Joe Flacco to Demetrius Williams vs. Oak., 10/26/08</b>	54t	Tony Banks to Qadry Ismail at Pit., 12/12/99
67	<b>Joe Flacco to Donte Stallworth vs. Pit., 12/5/10</b>	54	Tony Banks to Qadry Ismail vs. Ten., 12/5/99
66t	<b>Joe Flacco to Jacoby Jones vs. NYJ 11/24/13</b>	54t	Stoney Case to Justin Armour at Atl., 10/3/99
66t	Jim Harbaugh to Floyd Turner at Ten., 12/6/98	54t	Vinny Testaverde to Michael Jackson vs. Jax., 8/31/97
65t	<b>Joe Flacco to Todd Heap vs. TB, 11/28/10</b>	53t	<b>Joe Flacco to Mark Clayton vs. Phi., 11/23/08</b>
65t	Steve McNair to Mark Clayton at Ten., 11/12/06	53	Kyle Boller to Devard Darling vs. NE, 12/3/07
65t	V. Testaverde to Michael Jackson at SF, 11/17/96	53t	Tony Banks to Qadry Ismail at Pit., 9/3/00
64	Anthony Wright to Travis Taylor vs. Cin., 12/7/03	53	Jim Harbaugh to Jermaine Lewis vs. Ind., 11/29/98
64	Jeff Blake to Travis Taylor at Atl., 11/3/02	53	Jim Harbaugh to Michael Jackson at GB, 10/25/98
64	Tony Banks to Patrick Johnson vs. Cin., 12/26/99	53	Vinny Testaverde to Derrick Alexander vs. Pit., 12/1/96
64t	Eric Zeier to Jermaine Lewis vs. Pit., 9/6/98	52	<b>Joe Flacco to Torrey Smith vs. Cin., 9/10/12</b>
64t	V. Testaverde to Derrick Alexander vs. NO, 9/29/96	52	<b>Joe Flacco to Ray Rice vs. NYJ, 10/2/11</b>
63	<b>Joe Flacco to Tandon Doss vs. GB, 10/13/13</b>	52	Kyle Boller to Mark Clayton vs. NE, 12/3/07
63	<b>Joe Flacco to Ray Rice at Min., 10/18/09</b>	52	Kyle Boller to Clarence Moore at Phi., 10/31/04
63	Elvis Grbac to Travis Taylor at Den., 9/30/01	52t	Vinny Testaverde to Bam Morris at Jax., 11/10/96
62t	<b>Joe Flacco to Derrick Mason vs. Det., 12/13/09</b>	52t	Stoney Case to Patrick Johnson at Atl., 10/3/99
62t	Kyle Boller to Mark Clayton vs. Car., 10/15/06	51	<b>Joe Flacco to Torrey Smith vs. Hou., 10/16/11</b>
61t	<b>Joe Flacco to Dennis Pitta vs. Den., 12/16/12</b>		



# PASSING RECORDS

## PASSING RECORDS

### HIGHEST QUARTERBACK PASSER RATING

**CAREER (MIN. 450 ATT.)**

83.7 **Joe Flacco (2008-13)**  
 82.8 Vinny Testaverde (1996-97)  
 79.9 Steve McNair (2006-07)

**SEASON (MIN. 300 ATT.)**

93.6 **Joe Flacco (2010)**  
 88.9 **Joe Flacco (2009)**  
 88.7 Vinny Testaverde (1996)

**GAME (MIN. 15 ATT.)**

136.8 Kyle Boller (12/19/05 vs. GB)  
 135.6 **Joe Flacco (12/20/09 vs. Chi.)**  
 134.7 Tony Banks (12/5/99 vs. Ten.)

### MOST PASS ATTEMPTS

**CAREER**

3,103 **Joe Flacco (2008-13)**  
 1,311 Kyle Boller (2003-08)  
 1,019 Vinny Testaverde (1996-97)

**SEASON**

614 **Joe Flacco (2013)**  
 549 Vinny Testaverde (1996)  
 542 **Joe Flacco (2011)**

**GAME**

63 Elvis Grbac (9/23/01 at Cin.)  
 62 **Joe Flacco (9/5/13 at Den.)**  
 53 Steve McNair (9/30/07 at Cle.)

### MOST PASS COMPLETIONS

**CAREER**

1,869 **Joe Flacco (2008-13)**  
 746 Kyle Boller (2003-08)  
 596 Vinny Testaverde (1996-97)

**SEASON**

362 **Joe Flacco (2013)**  
 325 Vinny Testaverde (1996)  
 317 **Joe Flacco (2012)**

**GAME**

34 **Joe Flacco (9/5/13 at Den.)**  
 Steve McNair (9/30/07 at Cle.)  
 33 Elvis Grbac (9/23/01 at Cin.)

### MOST PASSING YARDAGE

**CAREER**

21,545 **Joe Flacco (2008-13)**  
 7,846 Kyle Boller (2003-08)  
 7,148 Vinny Testaverde (1996-97)

**SEASON**

4,177 Vinny Testaverde (1996)  
 3,912 **Joe Flacco (2013)**  
 3,817 **Joe Flacco (2012)**

**GAME**

429 Vinny Testaverde (10/27/96 vs. STL - OT)  
 389 **Joe Flacco (9/25/11 at STL)**  
 385 **Joe Flacco (10/18/09 at Min.)**  
 382 **Joe Flacco (9/23/12 vs. NE)**

### MOST 400-YARD PASSING GAMES

**CAREER**

1 Vinny Testaverde (1996-97)

**SEASON**

1 Vinny Testaverde (1996)

### MOST 300-YARD PASSING GAMES

**CAREER**

16 **Joe Flacco (2008-13)**  
 8 Vinny Testaverde (1996-97)  
 2 Steve McNair (2006-07)  
 Jeff Blake (2002)  
 Eric Zeier (1996-97)

**SEASON**

5 **Joe Flacco (2012)**  
 Vinny Testaverde (1996)

4 **Joe Flacco (2011)**  
 3 **Joe Flacco (2013)**  
**Joe Flacco (2009)**  
 2 Jeff Blake (2002)  
 Eric Zeier (1997)

### LONGEST COMPLETION

92 Eric Zeier to Derrick Alexander  
 (12/7/97 vs. Sea.)

87t Steve McNair to Mark Clayton  
 (12/10/06 at KC)

86t Vinny Testaverde to Michael Jackson  
 (12/22/96 vs. Hou.)

### HIGHEST COMPLETION PERCENTAGE

**CAREER (MIN. 400 ATT.)**

63.6 Steve McNair (2006-07)  
 60.2 **Joe Flacco (2008-13)**  
 58.5 Vinny Testaverde (1996-97)

**SEASON (MIN. 225 ATT.)**

63.1 **Joe Flacco (2009)**  
 63.0 Steve McNair (2006)  
 62.6 **Joe Flacco (2010)**

**GAME (MIN. 20 ATT.)**

80.0 **Joe Flacco (11/1/09 vs. Den.), 20 of 25**  
 Elvis Grbac (10/21/01 at Cle.), 16 of 20  
 Elvis Grbac (9/9/01 vs. Chi.), 24 of 30

79.4 Jim Harbaugh (11/1/98 vs. Jax.), 27 of 34

### HIGHEST AVERAGE GAIN PER ATTEMPT

**CAREER (MIN. 400 ATT.)**

7.01 Vinny Testaverde (1996-97)  
 6.94 **Joe Flacco (2008-13)**  
 6.49 Elvis Grbac (2001)

**SEASON (MIN. 225 ATT.)**

7.61 Vinny Testaverde (1996)  
 7.41 **Joe Flacco (2010)**  
 7.24 **Joe Flacco (2009)**

**GAME (MIN. 15 ATT.)**

12.92 Jeff Blake (12/29/02 at Pit.), 26-336  
 12.91 **Joe Flacco (12/28/08 vs. Jax.), 23-297**  
 12.70 Eric Zeier (9/27/98 vs. Cin.), 20-254

### MOST TOUCHDOWNS PASSING

**CAREER**

121 **Joe Flacco (2008-13)**  
 51 Vinny Testaverde (1996-97)  
 45 Kyle Boller (2003-08)

**SEASON**

33 Vinny Testaverde (1996)  
 25 **Joe Flacco (2010)**  
 22 **Joe Flacco (2012)**

**GAME**

5 Tony Banks (9/10/00 vs. Jax.)  
 4 **Joe Flacco (12/20/09 vs. Chi.)**  
 Kyle Boller (12/12/04 vs. NYG)  
 Anthony Wright (11/23/03 vs. Sea.)  
 Tony Banks (12/5/99 vs. Ten.)  
 Vinny Testaverde (10/20/96 at Den.)

### MOST GAMES, 4 TD PASSES

**CAREER**

2 Tony Banks (1999-2000)  
 1 **Joe Flacco (2008-13)**  
 Kyle Boller (2003-08)  
 Anthony Wright (2002-05)  
 Vinny Testaverde (1996-97)

**SEASON**

1 **Joe Flacco (2009)**  
 Kyle Boller (2004)  
 Anthony Wright (2003)  
 Tony Banks (1999, 2000)  
 Vinny Testaverde (1996)

### MOST GAMES, 3 OR MORE TD PASSES

**CAREER**

11 **Joe Flacco (2008-13)**  
 10 Vinny Testaverde (1996-97)  
 5 Kyle Boller (2003-08)

**SEASON**

7 Vinny Testaverde (1996)  
 3 **Joe Flacco (2012, 2010)**  
 Kyle Boller (2005)  
 Tony Banks (1999)

### MOST CONSECUTIVE GAMES, 3 OR MORE TD PASSES

4 Vinny Testaverde (5th-8th, 1996)  
 3 Tony Banks (12th-14th, 1999)

### MOST CONSECUTIVE GAMES, TD PASSES

13 Vinny Testaverde (13th, 1996-9th, 1997)  
 10 **Joe Flacco (6th-15th, 2010)**  
 8 **Joe Flacco (6th-13th, 2013)**  
**Joe Flacco (13th, 2011 - 4th, 2012)**  
**Joe Flacco (6th-13th, 2008)**

### MOST CONSECUTIVE PASSES ATTEMPTED NOT INTERCEPTED

175 Eric Zeier (11/9/97-9/20/98)  
 162 Steve McNair (11/12/06-12/24/06)  
 137 **Joe Flacco (10/3/10-11/11/10)**  
 126 **Joe Flacco (11/11/12-12/2/12)**  
 124 **Joe Flacco (10/12/08-11/16/08)**  
 123 **Joe Flacco (11/28/10-12/26/10)**

### MOST CONSECUTIVE PASSES COMPLETED

14 **Joe Flacco (11/1/09 vs. Den.)**  
 12 **Joe Flacco (10/5/08 vs. Ten.)**  
 11 **Joe Flacco (10/12/08 at Ind.)**

### MOST PASSES HAD INTERCEPTED

**CAREER**

78 **Joe Flacco (2008-13)**  
 44 Kyle Boller (2003-08)  
 34 Vinny Testaverde (1996-97)

**SEASON**

22 **Joe Flacco (2013)**  
 19 Vinny Testaverde (1996)  
 18 Elvis Grbac (2001)

**GAME**

5 **Joe Flacco (9/29/13 at Buf.)**  
 4 **Joe Flacco (9/19/10 at Cin.)**  
 Elvis Grbac (11/18/01 vs. Cle.)  
 Vinny Testaverde (11/3/96 vs. Cin.)

### MOST PASS ATTEMPTS, NO INTERCEPTIONS

**GAME**

51 **Joe Flacco (11/25/12 at SD)**  
 50 Vinny Testaverde (11/24/96 vs. Jax.)  
 48 **Joe Flacco (9/25/11 at STL)**  
 47 **Joe Flacco (11/6/11 at Pit.)**  
 Vinny Testaverde (10/19/97 vs. Mia.)  
 43 **Joe Flacco (10/18/09 at Min.)**  
 Steve McNair (11/30/06 at Cin.)

### LOWEST PCT. PASSES HAD INTERCEPTED

**CAREER (MIN. 450 ATT.)**

2.4 Steve McNair (2006-07)  
 2.5 **Joe Flacco (2008-13)**  
 2.7 Tony Banks (1999-2000)

**SEASON (MIN. 225 ATT.)**

1.9 **Joe Flacco (2012)**  
 2.0 **Joe Flacco (2010)**  
 2.2 **Joe Flacco (2011)**  
 2.4 **Joe Flacco (2009)**  
 Kyle Boller (2004)

### MOST TIMES SACKED

**CAREER**

222 **Joe Flacco (2008-13)**  
 102 Kyle Boller (2003-08)  
 54 Vinny Testaverde (1996-97)

**SEASON**

48 **Joe Flacco (2013)**  
 40 **Joe Flacco (2010)**  
 36 **Joe Flacco (2009)**  
 35 **Joe Flacco (2012)**  
 Kyle Boller (2004)

**GAME**

7 Jeff Blake (11/17/02 at Mia.)  
 Tony Banks (11/21/99 at Cin.)  
 Eric Zeier (12/21/97 at Cin.)



# RECEIVING RECORDS

## TOP 10 CAREER RECEIVING YARDS

RANK	NAME (SEASONS)	REC	YDS	AVG	LG	TD
1	Mason, Derrick (2005-10)	471	5,777	12.3	79t	29
2	Heap, Todd (2001-10)	467	5,492	11.8	65t	41
3	Clayton, Mark (2005-09)	234	3,116	13.3	87t	12
4	<b>Rice, Ray (2008-13)</b>	<b>369</b>	<b>3,034</b>	<b>8.2</b>	<b>63</b>	<b>6</b>
5	<b>Smith, Torrey (2011-13)</b>	<b>164</b>	<b>2,824</b>	<b>17.2</b>	<b>74t</b>	<b>19</b>
6	Ismail, Qadry (1999-2001)	191	2,819	14.8	77t	18
7	Taylor, Travis (2000-04)	204	2,758	13.5	73t	15
8	Boldin, Anquan (2010-12)	186	2,645	14.2	61	14
9	Jackson, Michael (1996-98)	183	2,596	14.2	86t	18
10	Alexander, Derrick (1996-97)	127	2,108	16.6	92	18

## RECEIVING RECORDS

### MOST RECEPTIONS

#### CAREER

- 471 Derrick Mason (2005-10)
- 467 Todd Heap (2001-10)
- 369 Ray Rice (2008-13) - RB**

#### SEASON

- 103 Derrick Mason (2007)
- 86 Derrick Mason (2005)
- 80 Derrick Mason (2008)
- 78 Ray Rice (2009) - RB**

#### GAME

- 13 Priest Holmes (10/11/98 vs. Ten.) - RB
- 11 Derrick Mason (10/7/07 at SF)
- 10 Ed Dickson (11/13/11 at Sea.)
- Ray Rice (10/18/09 at Min.) - RB**
- Derrick Mason (9/30/07 at Cle.)
- Floyd Turner (12/13/98 vs. Min.)

### MOST SEASONS, 50 OR MORE RECEPTIONS

- 6 Derrick Mason (2005-10)
- 5 Ray Rice (2009-13)**
- Todd Heap (2009, 2006, 2005, 2003, 2002)
- 3 Anquan Boldin (2010-12)

### MOST CONSECUTIVE GAMES W/ A RECEPTION

- 74 Todd Heap (2002-07)
- 71 Ray Rice (2008-12)**
- 46 Derrick Mason (2006-09)

### MOST RECEIVING YARDAGE

#### CAREER

- 5,777 Derrick Mason (2005-10), 471 rec.
- 5,492 Todd Heap (2001-10), 467 rec.
- 3,116 Mark Clayton (2005-09), 234 rec.

#### SEASON

- 1,201 Michael Jackson (1996), 76 rec.
- 1,128 Torrey Smith (2013), 65 rec.**
- 1,105 Qadry Ismail (1999), 68 rec.
- 1,099 Derrick Alexander (1996), 62 rec.
- 1,087 Derrick Mason (2007), 103 rec.

#### GAME

- 258 Qadry Ismail (12/12/99 at Pit.), 6 rec.
- 198 Derrick Alexander (12/1/96 vs. Pit.), 7 rec.
- 166 Torrey Smith (9/29/13 at Buf.), 5 rec.**

### MOST RECEIVING YARDAGE IN A HALF

- 210 Qadry Ismail (12/12/99 at Pit.), 4 rec.
- 166 Derrick Alexander (12/1/96 vs. Pit.), 5 rec.
- 144 Torrey Smith (9/25/11 at STL), 4 rec.**

### MOST SEASONS, 1,000 OR MORE YARDS, RECEIVING

- 4 Derrick Mason (2009, 2008, 2007, 2005)
- 2 Qadry Ismail (2001, 1999)
- Derrick Alexander (1997, 1996)

### MOST 100-YARD RECEIVING GAMES

#### CAREER

- 9 Mark Clayton (2005-09)
- 7 Derrick Mason (2005-10)
- Derrick Alexander (1996-97)
- 6 Torrey Smith (2011-13)**
- Anquan Boldin (2010-12)
- 5 Qadry Ismail (1999-2001)
- Michael Jackson (1996-98)

#### SEASON

- 4 Mark Clayton (2006)
- Michael Jackson (1996)
- 3 Anquan Boldin (2010)
- Qadry Ismail (1999)
- Derrick Alexander (1997, 1996)

### MOST CONSECUTIVE GAMES, AT LEAST 100 YARDS, RECEIVING

- 3 Qadry Ismail (1999)
- 2 Torrey Smith (2013)**
- Floyd Turner (1998, 1996)
- Michael Jackson (1997, 1996)

### LONGEST PASS RECEPTION

- 92 Derrick Alexander (12/7/97 vs. Sea.)
- 87t Mark Clayton (12/10/06 at KC)
- 86t Michael Jackson (12/22/96 vs. Hou.)

### AVERAGE GAIN PER RECEPTION

#### CAREER (MIN. 60 RECEPTIONS)

- 17.2 Torrey Smith (2011-13), 164-2,824**
- 16.6 Derrick Alexander (1996-97), 127-2,108
- 16.0 Demetrius Williams (2006-09), 63-1,008

#### SEASON (MIN. 25 RECEPTIONS)

- 19.1 Jermaine Lewis (1998), 41-784
- 18.1 Patrick Johnson (1999), 29-526
- 17.7 Derrick Alexander (1996), 62-1,099

#### GAME (MIN. 3 RECEPTIONS)

- 43.0 Qadry Ismail (12/12/99 at Pit.), 6-258
- 34.5 Travis Taylor (10/19/03 at Cin.), 4-138
- 33.2 Torrey Smith (9/29/13 at Buf.), 5-166**

### MOST TD RECEPTIONS

#### CAREER

- 41 Todd Heap (2001-10)
- 29 Derrick Mason (2005-10)
- 19 Torrey Smith (2011-13)**
- 18 Qadry Ismail (1999-2001)
- Michael Jackson (1996-98)
- Derrick Alexander (1996-97)

#### SEASON

- 14 Michael Jackson (1996)
- 9 Derrick Alexander (1997, 1996)
- 8 Torrey Smith (2012)**
- 7 Marlon Brown (2013)**
- Dennis Pitta (2012)**
- Torrey Smith (2011)**
- Derrick Mason (2010, 2009)
- Anquan Boldin (2010)
- Todd Heap (2005)
- Qadry Ismail (2001)

#### GAME

- 4 Marcus Robinson (11/23/03 vs. Sea.)
- 3 Torrey Smith (9/25/11 at STL)**
- Anquan Boldin (9/26/10 vs. Cle.)
- Qadry Ismail (12/12/99 at Pit.)
- Michael Jackson (12/22/96 vs. Hou.)
- 2 30 times, **last by Marlon Brown (11/3/13 at Cle.)**

### MOST CONSECUTIVE GAMES, TD RECEPTIONS

- 5 Michael Jackson (1996, 7th-11th games)
- 4 Derrick Alexander (1997, 6th-9th games)
- 3 Todd Heap (2006, 2nd-4th games)

## ALL 100-YARD GAMES

- 258 Qadry Ismail at Pit., 12/12/99 (6 rec.)
- 198 Derrick Alexander vs. Pit., 12/1/96 (7 rec.)
- 166 Torrey Smith at Buf., 9/29/13 (5 rec.)**
- 165 Torrey Smith vs. Cin., 11/20/11 (6 rec.)**
- 164 Mark Clayton at Cin., 11/30/08 (5 rec.)
- 152 Torrey Smith at STL, 9/25/11 (5 rec.)**
- 150 Derrick Alexander vs. Sea., 12/7/97 (6 rec.)
- 150 Michael Jackson vs. Jax., 11/24/96 (9 rec.)
- 147 Floyd Turner vs. Min., 12/13/98 (10 rec.)
- 146 Todd Heap at Pit., 12/29/02 (7 rec.)
- 145 Anquan Boldin vs. Ari., 10/30/11 (7 rec.)
- 144 Torrey Smith at SD, 11/25/12 (7 rec.)**
- 143 Michael Jackson vs. Jax., 8/31/97 (8 rec.)
- 142 Anquan Boldin vs. Cle., 9/26/10 (8 rec.)
- 142 Derrick Mason vs. Ind., 11/22/09 (9 rec.)
- 138 Travis Taylor at Cin., 10/19/03 (4 rec.)
- 137 Derrick Mason at Pit., 9/29/08 (8 rec.)
- 136 Derrick Mason at Cle., 11/2/08 (9 rec.)
- 132 Anquan Boldin vs. Hou., 10/16/11 (8 rec.)
- 132 Derrick Mason at Cle., 9/24/06 (7 rec.)
- 131 Anquan Boldin vs. Cle., 9/27/12 (9 rec.)
- 131 Marcus Robinson vs. Sea., 11/23/03 (7 rec.)
- 129 Mark Clayton vs. Pit., 11/29/09 (7 rec.)
- 129 Todd Heap at Cin., 10/19/03 (7 rec.)
- 129 Qadry Ismail at Ten., 11/12/01 (8 rec.)
- 128 Mark Clayton vs. Jax., 12/28/08 (4 rec.)
- 128 Michael Jackson vs. NE, 10/6/96 (8 rec.)
- 127 Torrey Smith vs. NE, 9/23/12 (6 rec.)**
- 127 Travis Taylor at Atl., 11/3/02 (4 rec.)
- 126 Derrick Alexander at Den., 10/20/96 (6 rec.)
- 125 Dennis Pitta vs. Den., 12/16/12 (7 rec.)**
- 125 Mark Clayton at Ten., 11/12/06 (7 rec.)
- 124 Jermaine Lewis at Ten., 9/21/97 (8 rec.)
- 123 Derrick Alexander vs. NE, 10/6/96 (6 rec.)
- 122 Jermaine Lewis vs. Cin., 9/27/98 (4 rec.)
- 121 Torrey Smith at Mia., 10/6/13 (6 rec.)**
- 118 Anquan Boldin vs. Pit., 12/5/10 (5 rec.)
- 118 Derrick Mason vs. Cle., 9/27/09 (5 rec.)
- 117 Ray Rice at Min., 10/18/09 (10 rec.)**
- 117 Jermaine Lewis at Jax., 9/20/98 (4 rec.)
- 117 Michael Jackson vs. Hou., 12/22/96 (5 rec.)
- 115 Qadry Ismail vs. NO, 12/19/99 (7 rec.)
- 114 Patrick Johnson at NE, 1/2/00 (9 rec.)
- 113 Qadry Ismail vs. Ten., 12/5/99 (5 rec.)
- 113 Michael Jackson vs. STL, 10/27/96 (7 rec.)
- 112 Mark Clayton at KC, 12/10/06 (5 rec.)
- 111 Derrick Alexander at Cin., 12/21/97 (5 rec.)
- 110 Anquan Boldin at NYJ, 9/13/10 (7 rec.)
- 110 Todd Heap vs. GB, 12/19/05 (9 rec.)
- 108 Mark Clayton at Pit., 12/24/06 (7 rec.)
- 108 Jamal Lewis vs. NO, 12/8/02 (4 rec.)
- 108 Floyd Turner at Ten., 12/6/98 (4 rec.)
- 108 Floyd Turner vs. STL, 10/27/96 (6 rec.)
- 107 Mark Clayton vs. Cin., 11/11/07 (8 rec.)
- 107 Devard Darling vs. Cle., 11/18/07 (4 rec.)
- 105 Mark Clayton at Den., 12/11/05 (7 rec.)
- 105 Jermaine Lewis vs. Mia., 10/19/97 (6 rec.)
- 104 Shannon Sharpe vs. Ten., 10/22/00 (8 rec.)
- 104 Derrick Alexander vs. Cin., 9/7/97 (8 rec.)
- 104 Floyd Turner vs. Cin., 11/3/96 (6 rec.)
- 103 Jacoby Jones vs. NYJ, 11/24/13 (4 rec.)**
- 103 Derrick Mason vs. Min., 12/25/05 (9 rec.)
- 102 Marcus Robinson vs. Pit., 12/28/03 (6 rec.)
- 102 Qadry Ismail at Pit., 9/3/00 (7 rec.)
- 101 Mark Clayton vs. Car., 10/15/06 (5 rec.)
- 101 Shannon Sharpe vs. Dal., 11/19/00 (5 rec.)
- 100 Derrick Mason at NE, 10/17/10 (8 rec.)
- 100 Demetrius Williams vs. Cle., 12/17/06 (2 rec.)

Current Ravens in Bold



# RUSHING RECORDS

## TOP 10 CAREER RUSHING YARDS

RANK	NAME (SEASONS)	ATT	YDS	AVG	LG	TD
1	Lewis, Jamal (2000-06)	1,822	7,801	4.3	82t	45
2	<b>Rice, Ray (2008-13)</b>	<b>1,430</b>	<b>6,180</b>	<b>4.3</b>	<b>70t</b>	<b>37</b>
3	McGahee, Willis (2007-10)	673	2,802	4.2	77t	31
4	Holmes, Priest (1997-2000)	459	2,102	4.6	72	10
5	Taylor, Chester (2002-05)	373	1,599	4.3	52	4
6	Morris, Byron "Bam" (1996-97)	376	1,511	4.0	25	8
7	McClain, Le'Ron (2007-10)	314	1,185	3.8	82t	12
8	Rhett, Errict (1998-99)	280	1,032	3.7	52t	5
9	<b>Pierce, Bernard (2012-13)</b>	<b>260</b>	<b>968</b>	<b>3.7</b>	<b>78</b>	<b>3</b>
10	Byner, Earnest (1996-97)	243	947	3.9	42	4

## RUSHING RECORDS

### MOST RUSHING ATTEMPTS

CAREER	NAME (SEASONS)	ATTEMPTS
1,822	Jamal Lewis (2000-06)	
<b>1,430</b>	<b>Ray Rice (2008-13)</b>	
673	Willis McGahee (2007-10)	
SEASON	NAME (SEASONS)	ATTEMPTS
387	Jamal Lewis (2003)	
314	Jamal Lewis (2006)	
309	Jamal Lewis (2000)	
GAME	NAME (SEASONS)	ATTEMPTS
36	Priest Holmes (11/22/98 at Cin.)	
	Bam Morris (10/26/97 at Was.)	
35	Jay Graham (11/16/97 vs. Phi. - OT)	

### MOST YARDAGE

CAREER	NAME (SEASONS)	YARDS
7,801	Jamal Lewis (2000-06)	
<b>6,180</b>	<b>Ray Rice (2008-13)</b>	
2,802	Willis McGahee (2007-10)	
SEASON	NAME (SEASONS)	YARDS
2,066	Jamal Lewis (2003)	
<b>1,364</b>	<b>Ray Rice (2011)</b>	
	Jamal Lewis (2000)	
<b>1,339</b>	<b>Ray Rice (2009)</b>	
1,327	Jamal Lewis (2002)	
<b>1,220</b>	<b>Ray Rice (2010)</b>	
GAME	NAME (SEASONS)	YARDS
295	Jamal Lewis (9/14/03 vs. Cle.)	
227	Priest Holmes (11/22/98 at Cin.)	
205	Jamal Lewis (12/21/03 at Cle.)	
<b>204</b>	<b>Ray Rice (12/4/11 at Cle.)</b>	
<b>191</b>	<b>Ray Rice (1/1/12 at Cin.)</b>	

### MOST 100-YARD RUSHING GAMES

CAREER	NAME (SEASONS)	GAMES
30	Jamal Lewis (2000-06)	
<b>18</b>	<b>Ray Rice (2008-13)</b>	
9	Willis McGahee (2007-10)	
SEASON	NAME (SEASONS)	GAMES
12	Jamal Lewis (2003)	
<b>6</b>	<b>Ray Rice (2011)</b>	
	Willis McGahee (2007)	
5	Jamal Lewis (2002)	
	Jamal Lewis (2000)	
<b>4</b>	<b>Ray Rice (2012, 2009)</b>	
	Jamal Lewis (2004)	
	Errict Rhett (1999)	
	Priest Holmes (1998)	

### LONGEST RUN FROM SCRIMMAGE

82t	Le'Ron McClain (12/20/08 at Dal.)
	Jamal Lewis (9/14/03 vs. Cle.)
<b>78</b>	<b>Bernard Pierce (12/23/12 vs. NYG)</b>
77t	Willis McGahee (1/3/10 at Oak.)
	Willis McGahee (12/20/08 at Dal.)
75t	Jamal Lewis (9/26/04 at Cin.)
	Jamal Lewis (10/6/02 at Cle.)

### MOST RUSHING TOUCHDOWNS

CAREER	NAME (SEASONS)	TOUCHDOWNS
45	Jamal Lewis (2000-06)	
<b>37</b>	<b>Ray Rice (2008-13)</b>	
31	Willis McGahee (2007-10)	
SEASON	NAME (SEASONS)	TOUCHDOWNS
14	Jamal Lewis (2003)	
<b>12</b>	<b>Ray Rice (2011)</b> , Willis McGahee (2009)	
10	Le'Ron McClain (2008)	
GAME	NAME (SEASONS)	TOUCHDOWNS
<b>3</b>	<b>Ray Rice (10/30/11 vs. Ari.)</b>	
	Willis McGahee (1/3/10 at Oak.)	
	Jamal Lewis (twice, 11/19/06 vs. ATL; 12/7/03 vs. Cin.)	
2	26 times ( <b>last by Ray Rice, 10/6/13 at Mia.</b> )	

### MOST CONSECUTIVE GAMES W/ A RUSHING TD

7	Willis McGahee (2007)
<b>4</b>	<b>Ray Rice (2009)</b>
	Jamal Lewis (2003)
3	Willis McGahee (twice in 2009, once in 2010)
	Le'Ron McClain (2008)
	Jamal Lewis (2006, 2004, 2000)

### HIGHEST RUSHING AVERAGE

CAREER (MIN. 350 CARRIES)	NAME (SEASONS)	AVERAGE
4.6	Priest Holmes (1997-2000)	
<b>4.3</b>	<b>Ray Rice (2008-13)</b>	
	Jamal Lewis (2000-06)	
	Chester Taylor (2002-05)	
SEASON (MIN. 100 CARRIES)	NAME (SEASONS)	AVERAGE
<b>5.3</b>	<b>Ray Rice (2009)</b>	
	Jamal Lewis (2003)	
5.0	Willis McGahee (2009)	
<b>4.9</b>	<b>Bernard Pierce (2012)</b>	
GAME (MIN. 10 CARRIES)	NAME (SEASONS)	AVERAGE
<b>12.8</b>	<b>Ray Rice (12/13/09 vs. Det.)</b>	
10.4	Willis McGahee (1/3/10 at Oak.)	
10.3	Jamal Lewis (9/26/04 at Cin.)	

## LONGEST RUNS

82t	Le'Ron McClain at Dal., 12/20/08
82t	Jamal Lewis vs. Cle., 9/14/03
<b>78</b>	<b>Bernard Pierce vs. NYG, 12/23/12</b>
77t	Willis McGahee at Oak., 1/3/10
77t	Willis McGahee at Dal., 12/20/08
75t	Jamal Lewis at Cin., 9/26/04
75	Jamal Lewis at Cle., 10/6/02
72t	Jamal Lewis at Cle., 12/21/03
72	Priest Holmes vs. Ten., 12/5/99
<b>70t</b>	<b>Ray Rice at Cin., 1/1/12</b>
<b>67</b>	<b>Ray Rice at Cle., 12/4/11</b>
64t	Priest Holmes at Pit., 12/12/99
63t	Jamal Lewis vs. Cle., 9/14/03
<b>60</b>	<b>Ray Rice at Cle., 11/2/08</b>
<b>59</b>	<b>Ray Rice vs. Cin., 11/20/11</b>
<b>59t</b>	<b>Ray Rice vs. Det., 12/13/09</b>
56	Priest Holmes at Cin., 11/22/98
55	Moe Williams vs. Ind., 12/2/01
<b>53</b>	<b>Ray Rice at STL, 9/25/11</b>
<b>52</b>	<b>Ray Rice vs. Det., 12/13/09</b>
52	Jamal Lewis vs. Cle., 12/17/06
52	Jamal Lewis at Ari., 10/12/03
52t	Errict Rhett at Cle., 11/7/99
52	Chester Taylor vs. Cle., 10/16/05
<b>51t</b>	<b>Ray Rice at Cin., 1/1/12</b>
<b>50</b>	<b>Ray Rice vs. NO., 12/19/10</b>
<b>50</b>	<b>Ray Rice at NE, 10/4/09</b>

## ALL 100-YARD GAMES

295	Jamal Lewis vs. Cle., 9/14/03 (30 car.)
227	Priest Holmes at Cin., 11/22/98 (36 car.)
205	Jamal Lewis at Cle., 12/21/03 (22 car.)
<b>204</b>	<b>Ray Rice at Cle., 12/4/11 (29 car.)</b>
<b>191</b>	<b>Ray Rice at Cin., 1/1/12 (24 car.)</b>
187	Jamal Lewis at Cle., 10/6/02 (26 car.)
187	Jamal Lewis vs. Dal., 11/19/00 (28 car.)
186	Jamal Lewis at Cin., 9/26/04 (18 car.)
180	Jamal Lewis vs. Cin., 12/7/03 (30 car.)
176	Bam Morris at Was., 10/26/97 (36 car.)
173	Priest Holmes vs. Cin., 9/27/98 (27 car.)
170	Jamal Lewis vs. Cle., 11/26/00 (30 car.)
167	Willis McGahee at Oak., 1/3/10 (16 car.)
167	Jamal Lewis vs. Mia., 1/2/05 (34 car.)
<b>166</b>	<b>Ray Rice vs. Det., 12/13/09 (13 car.)</b>
<b>154</b>	<b>Ray Rice at Cle., 11/2/08 (21 car.)</b>
154	Jay Graham vs. Phi., 11/16/97 (35 car.)
<b>153</b>	<b>Ray Rice vs. NO, 12/19/10 (31 car.)</b>
149	Earnest Byner vs. NO, 9/29/96 (24 car.)
<b>141</b>	<b>Ray Rice at Pit., 12/27/09 (30 car.)</b>
139	Le'Ron McClain at Dal., 12/20/08 (22 car.)
139	Chester Taylor vs. Cin., 12/5/04 (23 car.)
138	Willis McGahee vs. NE, 12/3/07 (30 car.)
136	Errict Rhett at Atl., 10/3/99 (27 car.)
135	Jamal Lewis vs. Cin., 11/10/02 (21 car.)
134	Jamal Lewis vs. Den., 10/26/03 (32 car.)
<b>133</b>	<b>Ray Rice vs. Den., 10/10/10 (27 car.)</b>
133	Terry Allen vs. Min., 1/7/02 (23 car.)
132	Jamal Lewis at SD, 9/21/03 (23 car.)
132	Priest Holmes vs. Det., 12/27/98 (28 car.)
<b>131</b>	<b>Ray Rice at Chi., 11/17/13 (25 car.)</b>
131	Jamal Lewis at Ari., 10/12/03 (21 car.)
130	Jamal Lewis at Ind., 12/19/04 (20 car.)
130	Priest Holmes at Pit., 12/12/99 (18 car.)
130	Bam Morris at NYJ, 11/2/97 (31 car.)
126	Jamal Lewis at Ari., 12/17/00 (29 car.)
125	Jamal Lewis at Oak., 12/14/03 (24 car.)
<b>123</b>	<b>Bernard Pierce vs. NYG, 12/23/12 (14 car.)</b>
<b>121</b>	<b>Ray Rice at Was., 12/9/12 (20 car.)</b>
121	Jamal Lewis at Cin., 12/1/02 (22 car.)
119	Jamal Lewis vs. Jax., 10/20/02 (28 car.)
119	Priest Holmes at Pit., 9/3/00 (27 car.)
117	Jamal Lewis vs. Sea., 11/23/03 (26 car.)
117	Errict Rhett at Cle., 11/7/99 (17 car.)
117	Bam Morris at Cin., 12/8/96 (21 car.)
116	Jamal Lewis at Was., 10/10/04 (28 car.)
116	Jamal Lewis vs. Cin., 9/24/00 (25 car.)
115	Jamal Lewis vs. KC, 9/28/03 (26 car.)
114	Willis McGahee at Buf., 10/21/07 (19 car.)
114	Jamal Lewis vs. Pit., 12/28/03 (27 car.)
113	Jamal Lewis at Cin., 11/27/05 (23 car.)
113	Errict Rhett vs. Cle., 9/26/99 (22 car.)
112	Willis McGahee at Hou., 11/9/08 (25 car.)
111	Jamal Lewis at STL, 11/9/03 (27 car.)
111	Moe Williams vs. Ind., 12/2/01 (24 car.)
109	Jamal Lewis vs. Cle., 12/17/06 (22 car.)
109	Jamal Lewis vs. NO, 10/29/06 (31 car.)
109	Jamal Lewis at Cin., 11/5/00 (22 car.)
109	Bam Morris at Jax., 11/10/96 (26 car.)
<b>108</b>	<b>Ray Rice vs. KC, 9/13/09 (19 car.)</b>
108	Willis McGahee at Dal., 12/20/08 (8 car.)
108	Terry Allen vs. Ten., 10/7/01 (22 car.)
<b>107</b>	<b>Ray Rice vs. NYG, 12/23/12 (24 car.)</b>
<b>107</b>	<b>Ray Rice vs. Pit., 9/11/11 (19 car.)</b>
105	Willis McGahee at Mia., 10/19/08 (19 car.)
105	Jamal Lewis vs. GB, 12/19/05 (22 car.)
<b>104</b>	<b>Ray Rice vs. Cin., 11/20/11 (20 car.)</b>
104	Willis McGahee at Mia., 12/16/07 (29 car.)
104	Willis McGahee at Cle., 9/30/07 (14 car.)
104	Chester Taylor vs. NYG, 12/12/04 (25 car.)
<b>103</b>	<b>Ray Rice vs. Ind., 12/11/11 (26 car.)</b>
<b>103</b>	<b>Ray Rice at NE, 10/4/09 (11 car.)</b>
103	Priest Holmes vs. Ind., 11/29/98 (22 car.)
<b>102</b>	<b>Ray Rice at KC, 10/7/12 (17 car.)</b>
102	Willis McGahee vs. Cle., 11/18/07 (21 car.)
<b>101</b>	<b>Ray Rice vs. NE, 9/23/12 (20 carries)</b>
<b>101</b>	<b>Ray Rice vs. Hou., 10/16/11 (23 carries)</b>
101	Jamal Lewis at Cin., 10/19/03 (19 car.)
101	Errict Rhett vs. Pit., 9/19/99 (22 car.)
100	Jamal Lewis vs. Cle., 12/22/02 (21 car.)
100	Priest Holmes vs. Ten., 12/5/99 (9 car.)
100	Bam Morris vs. Pit., 12/1/96 (28 car.)

Current Ravens in Bold

# SCRIMMAGE/COMBINED YARDS

## TOP 10 CAREER SCRIMMAGE YARDS

RANK	NAME (SEASONS)	RUSH	RUSH YDS	REC	REC YDS	TOTAL ATT	SCRM YDS
1	<b>Rice, Ray (2008-13)</b>	1,430	6,180	369	3,034	1,799	9,214
2	Lewis, Jamal (2000-06)	1,822	7,801	160	1,365	1,982	9,166
3	Mason, Derrick (2005-10)	3	1	471	5,777	474	5,778
4	Heap, Todd (2001-10)	8	61	467	5,492	475	5,553
5	McGahee, Willis (2007-10)	673	2,802	96	544	769	3,346
6	Clayton, Mark (2005-09)	25	112	234	3,116	259	3,228
7	Taylor, Travis (2000-04)	29	224	204	2,758	233	2,982
8	<b>Smith, Torrey (2011-13)</b>	7	48	164	2,824	171	2,872
9	Ismail, Qadry (1999-2001)	1	4	191	2,819	192	2,823
10	Holmes, Priest (1997-2000)	459	2,102	88	585	547	2,687

## SCRIMMAGE YARDS RECORDS

### MOST ATTEMPTS

CAREER	NAME (SEASONS)	ATTEMPTS
1,982	Jamal Lewis (2000-06)	1,982
1,799	<b>Ray Rice (2008-13)</b>	1,799
769	Willis McGahee (2007-10)	769
SEASON	NAME (SEASONS)	ATTEMPTS
413	Jamal Lewis (2003)	413
370	<b>Ray Rice (2010)</b>	370
367	<b>Ray Rice (2011)</b>	367
355	Jamal Lewis (2002)	355
GAME	NAME (SEASONS)	ATTEMPTS
40	Jay Graham (11/16/97 vs. Phi.)	40
38	Bam Morris (10/26/97 at Was.)	38
36	<b>Ray Rice (12/19/10 vs. NO)</b>	36
	<b>Ray Rice (10/17/10 at NE)</b>	
	Priest Holmes (11/22/98 at Cin.)	

### MOST YARDAGE GAINED

CAREER	NAME (SEASONS)	YARDAGE
9,214	<b>Ray Rice (2008-13)</b>	9,214
9,166	Jamal Lewis (2000-06)	9,166
5,778	Derrick Mason (2005-10)	5,778
SEASON	NAME (SEASONS)	YARDAGE
2,271	Jamal Lewis (2003)	2,271
2,068	<b>Ray Rice (2011)</b>	2,068
2,041	<b>Ray Rice (2009)</b>	2,041
1,776	<b>Ray Rice (2010)</b>	1,776
GAME	NAME (SEASONS)	YARDAGE
295	Jamal Lewis (9/14/03 vs. Cle.)	295
258	Qadry Ismail (12/12/99 at Pit.)	258
233	<b>Ray Rice (12/19/10 vs. NO)</b>	233

## TOP 10 CAREER COMBINED YARDS

RANK	NAME (SEASONS)	NO	YDS	AVG	TD
1	<b>Rice, Ray (2008-13)</b>	1,806	9,375	5.2	43
2	Lewis, Jamal (2000-06)	1,982	9,166	4.6	47
3	Lewis, Jermaine (1996-2001)	532	8,001	15.0	22
4	Mason, Derrick (2005-10)	474	5,778	12.2	29
5	Heap, Todd (2001-10)	475	5,553	11.7	41
6	Sams, B.J. (2004-07)	264	4,502	17.1	3
7	<b>Jones, Jacoby (2012-13)</b>	195	3,504	17.9	7
8	Taylor, Chester (2002-05)	523	3,273	6.3	7
9	Clayton, Mark (2005-09)	266	3,270	12.3	14
10	Taylor, Travis (2000-04)	233	2,982	12.8	15
11	Harris, Corey (1998-2001)	123	2,950	24.0	2

## COMBINED YARDS RECORDS

### MOST ATTEMPTS

CAREER	NAME (SEASONS)	ATTEMPTS
1,982	Jamal Lewis (2000-06)	1,982
1,806	<b>Ray Rice (2008-13)</b>	1,806
551	Priest Holmes (1997-2000)	551
SEASON	NAME (SEASONS)	ATTEMPTS
413	Jamal Lewis (2003)	413
370	<b>Ray Rice (2010)</b>	370
367	<b>Ray Rice (2011)</b>	367
355	Jamal Lewis (2002)	355
GAME	NAME (SEASONS)	ATTEMPTS
40	Jay Graham (11/16/97 vs. Phi.)	40
38	Bam Morris (10/26/97 at Was.)	38
36	<b>Ray Rice (12/19/10 vs. NO)</b>	36
	<b>Ray Rice (10/17/10 at NE)</b>	
	Priest Holmes (11/22/98 at Cin.)	

### MOST YARDAGE GAINED

CAREER	NAME (SEASONS)	YARDAGE
9,375	<b>Ray Rice (2008-13)</b>	9,375
9,166	Jamal Lewis (2000-06)	9,166
8,001	Jermaine Lewis (1996-2001)	8,001
SEASON	NAME (SEASONS)	YARDAGE
2,271	Jamal Lewis (2003)	2,271
2,068	<b>Ray Rice (2011)</b>	2,068
2,041	<b>Ray Rice (2009)</b>	2,041
2,025	Jermaine Lewis (1997)	2,025
GAME	NAME (SEASONS)	YARDAGE
308	Jermaine Lewis (12/7/97 vs. Sea.)	308
295	Jamal Lewis (9/14/03 vs. Cle.)	295
258	Qadry Ismail (12/12/99 at Pit.)	258

## YARDS FROM SCRIMMAGE (ALL 150-YARD GAMES)

295	Jamal Lewis vs. Cle., 9/14/03
258	Qadry Ismail at Pit., 12/12/99
233	<b>Ray Rice vs. NO, 12/19/10</b>
232	Jamal Lewis at Cin., 9/26/04
227	Priest Holmes at Cin., 11/22/98
226	Jamal Lewis at Cle., 12/21/03
219	<b>Ray Rice vs. Det., 12/13/09</b>
214	<b>Ray Rice at Cle., 12/4/11</b>
213	Jamal Lewis at Cle., 10/6/02
207	Jamal Lewis vs. Dal., 11/19/00
199	<b>Ray Rice at Cin., 1/1/12</b>
198	Derrick Alexander vs. Pit., 12/1/96
194	<b>Ray Rice at Min., 10/18/09</b>
184	Bam Morris at Was., 10/26/97
182	Bam Morris at Jax., 11/10/96
180	Jamal Lewis at Cin., 12/7/03
180	<b>Ray Rice vs. Mia., 11/7/10</b>
179	Jamal Lewis at Cin., 11/5/00
178	Priest Holmes vs. Cin., 9/27/98
176	<b>Ray Rice at Cle., 11/2/08</b>
170	Jamal Lewis vs. Cle., 11/26/00
169	Jay Graham vs. Phi., 11/16/97
167	Jamal Lewis vs. Mia., 1/2/05
167	Willis McGahee at Oak., 1/3/10
166	<b>Torrey Smith at Buf. (9/29/13)</b>
166	Travis Taylor at Atl., 11/3/02
165	<b>Torrey Smith vs. Cin., 11/20/11</b>
164	<b>Ray Rice at SD, 11/25/12</b>
164	Mark Clayton at Cin., 11/30/08
164	<b>Ray Rice at STL, 9/25/11</b>
164	Chester Taylor vs. Cin., 12/5/04
162	<b>Torrey Smith at STL, 9/25/11</b>
162	Jamal Lewis vs. Den., 10/26/03
161	<b>Ray Rice vs. Hou., 10/16/11</b>
160	Jamal Lewis vs. Sea., 11/23/03
159	<b>Ray Rice vs. Den., 10/10/10</b>
159	Willis McGahee vs. NE, 12/3/07
159	Jamal Lewis vs. KC, 9/28/03
158	<b>Ray Rice vs. NYG, 12/23/12</b>
156	Jamal Lewis vs. NO, 12/8/02
155	<b>Ray Rice at Pit., 12/27/09</b>
155	<b>Ray Rice vs. Pit., 11/29/09</b>
152	Willis McGahee at Mia., 10/19/08
152	<b>Ray Rice at Phi., 9/16/12</b>
152	<b>Ray Rice at NE, 10/4/09</b>
151	Priest Holmes at Pit., 9/3/00
150	Derrick Alexander vs. Sea., 12/7/97
150	Michael Jackson vs. Jax., 11/24/96
150	<b>Ray Rice vs. NE, 9/23/12</b>

Current Ravens in Bold



# INTERCEPTION RECORDS

## TOP CAREER INTERCEPTIONS

RANK	NAME (SEASONS)	NO	YDS	AVG	LG	TD
1	Reed, Ed (2002-12)	61	1,541*	25.3	107t*	7
2	Lewis, Ray (1996-2012)	31	503	16.2	64	3
3	McAlister, Chris (1999-2008)	26	486	18.7	98t	5
4	Starks, Duane (1998-2001)	20	196	9.8	64	1
	Woodson, Rod (1998-2001)	20	380	19.0	66t	5
<b>6</b>	<b>Webb, Lardarius (2009-13)</b>	<b>10</b>	<b>140</b>	<b>14.0</b>	<b>73t</b>	<b>1</b>
7	Landry, Dawan (2006-10)	9	213	23.7	48t	3
8	Langham, Antonio (1996-97)	8	99	12.4	40t	1
	Rolle, Samari (2005-09)	8	76	9.5	44	0
	Williams, Chad (2002-05)	8	320	40.0	98t	3
<b>11</b>	<b>Suggs, Terrell (2003-13)</b>	<b>7</b>	<b>144</b>	<b>20.6</b>	<b>44t</b>	<b>2</b>
12	Graham, Corey (2012-13)	6	48	8.0	28	0
	Thomas, Adalius (2000-06)	6	120	20.0	32	2
14	Baxter, Gary (2001-04)	5	74	14.8	34	0
	Harris, Corey (1998-2001)	5	69	13.8	42	1
	Moore, Stevon (1996-99)	5	66	13.2	38	0
	Sanders, Deion (2004-05)	5	144	28.8	48t	1
	Staten, Ralph (1997-98)	5	37	7.4	14	0
	Turner, Eric (1996)	5	1	0.2	1	0

\* NFL Record

## 50-YARD INT RETURNS

107t*	Ed Reed vs. Phi., 11/23/08
106t	Ed Reed vs. Cle., 11/7/04
98t	Chad Williams at Cin., 12/1/02
98t	Chris McAlister vs. NYJ, 12/24/00
94	Chad Williams vs. Buf., 10/24/04
83t	Chris McAlister at Ari., 10/12/03
78	Ed Reed at NYJ, 11/14/04
<b>73t</b>	<b>Lardarius Webb vs. NYJ, 10/2/11</b>
66t	Rod Woodson at Cle., 11/7/99
64	Ray Lewis vs. Cin., 12/23/01
64	Duane Starks vs. NYJ, 12/24/00
63t	Cary Williams vs. Cle., 9/27/12
60t	Chris McAlister at TB, 9/10/06
<b>60</b>	<b>Haloti Ngata at TB, 9/10/06</b>
60t	Rod Woodson at NYJ, 9/13/98
60	Ray Lewis at STL, 9/12/99

\* NFL Record

Current Ravens in Bold

## INTERCEPTIONS RECORDS

### MOST INTERCEPTIONS

#### CAREER

61	Ed Reed (2002-12)
31	Ray Lewis (1996-2012)
26	Chris McAlister (1999-2008)
20	Duane Starks (1998-2001)
	Rod Woodson (1998-2001)

#### SEASON

9	Ed Reed (2008, 2004)
8	Ed Reed (2010)
7	Ed Reed (2007, 2003)
	Rod Woodson (1999)
6	Ray Lewis (2003)
	Chris McAlister (2006)
	Duane Starks (2000)
	Rod Woodson (1998)

#### GAME

2	28 times by 15 players, last by Corey Graham (11/24/13 vs. NYJ)
---	---

### MOST CONSECUTIVE GAMES WITH AN INTERCEPTION

5	Eric Turner (10/27/96-11/24/96)
3	7 times by 4 players, last by Cary Williams (9/27/12-10/14/12)

### MOST YARDS GAINED AFTER INTERCEPTIONS

#### CAREER

*1,541	Ed Reed (2002-12)
503	Ray Lewis (1996-2012)
486	Chris McAlister (1999-2008)
380	Rod Woodson (1998-2001)

#### SEASON

358	Ed Reed (2004)
264	Ed Reed (2008)
195	Rod Woodson (1999)
183	Ed Reed (2010)

#### GAME

150	Ed Reed (11/23/08 vs. Phi.)
106	Ed Reed (11/07/04 vs. Cle.)
98	Chris McAlister (12/24/00 vs. NYJ)
	Chad Williams (12/1/02 at Cin.)

### LONGEST INTERCEPTION RETURN

*107t	Ed Reed (11/23/08 vs. Phi.)
106t	Ed Reed (11/7/04 vs. Cle.)
98t	Chris McAlister (12/24/00 vs. NYJ)
	Chad Williams (12/1/02 at Cin.)

### HIGHEST AVERAGE ON INTERCEPTION RETURNS

#### CAREER (MIN. 8 INTs)

40.0	Chad Williams (2002-05, 8-320)
25.3	Ed Reed (2002-12, 61-1,541)
23.7	Dawan Landry (2006-10, 9-213)

### MOST TDs ON INTERCEPTION RETURNS

#### CAREER

7	Ed Reed# (2002-12)
5	Chris McAlister (1999-2008)
	Rod Woodson (1998-2001)
3	Three players

#### SEASON

2	Ed Reed (2008)
	<b>Terrell Suggs (2008)</b>
	Chris McAlister (2006)
	Rod Woodson (1999, 1998)

#### GAME

1	42 times by 20 players, last by <b>Daryl Smith, 9/22/13 vs. Hou.</b>
---	--

\* NFL Record

# 1 Received Lateral for INT-TD Return, 11/5/06





# TACKLES/SACKS/FUMBLES

## TACKLES RECORDS

### MOST TACKLES

CAREER	SEASON
2,643 Ray Lewis (1996-2012)	225 Ray Lewis (2003)
<b>762 Terrell Suggs (2003-13)</b>	210 Ray Lewis (1997)
721 Kelly Gregg (2001-10)	200 Ray Lewis (2004)
661 Ed Reed (2002-12)	198 Ray Lewis (1999)
523 Jarret Johnson (2003-11)	196 Ray Lewis (2001)
522 Jamie Sharper (1997-2001)	GAME
508 Bart Scott (2002-08)	25 Ray Lewis (9/14/97 at NYG)
502 Peter Boulware (1997-2005)	23 Ray Lewis (11/18/07 vs. Cle.)
<b>497 Haloti Ngata (2006-13)</b>	22 Ray Lewis (10/1/06 vs. SD)
490 Chris McAlister (1999-2008)	Ray Lewis (12/14/97 vs. Ten.)
472 Ed Hartwell (2001-04)	20 Ray Lewis (9/30/02 vs. Den.)
457 Michael McCrary (1997-2002)	Ray Lewis (10/15/00 at Was.)
436 Adalius Thomas (2000-06)	19 Ray Lewis (9/30/07 at Cle.)
387 Dawan Landry (2006-10)	Bart Scott (10/1/06 vs. SD)
386 Rob Burnett (1996-2001)	Ray Lewis (11/30/03 vs. SF)
340 Rod Woodson (1998-2001)	Ray Lewis (9/28/03 vs. KC)
338 Jameel McClain (2008-13)	Ray Lewis (9/15/02 vs. TB)
	Ray Lewis (10/10/99 at Ten.)

### LONGEST FUMBLE RETURNS

59 Kelly Gregg vs. Oak., 9/17/06
57t Adalius Thomas vs. Pit., 11/26/06
36 Anthony Pleasant at SF, 11/17/96
35t Adalius Thomas vs. GB, 12/19/05
32 Ed Reed at Pit., 12/24/06
<b>28t Haloti Ngata at STL, 9/25/11</b>
27 Robert Bailey at Jax., 10/8/00
26 Jarret Johnson vs. NYJ, 10/2/11
<b>24 Terrell Suggs vs. Pit., 9/19/04</b>
22t Ed Reed vs. Was., 12/7/08
22 Jarret Johnson vs. Phi., 11/23/08
22 Will Demps at Ten., 9/18/05
22 Ed Reed vs. Cin., 12/5/04
22t Ed Reed at Was., 10/10/04
18 Ed Reed at Pit., 11/18/12
13 Ed Reed at KC, 10/7/12
13 Ed Reed at Cin., 11/8/09
13 Jerrol Williams at Pit., 9/8/96

**Current Ravens in Bold**

## SACKS RECORDS

### MOST SACKS

CAREER	SEASON	GAME
94.5 Terrell Suggs (2003-13)	15.0 Peter Boulware (2001)	4.0 Peter Boulware (1/7/02 vs. Min.)
70.0 Peter Boulware (1997-2005)	14.5 Michael McCrary (1998)	Michael McCrary (11/8/98 vs. Oak.)
51.0 Michael McCrary (1997-2002)	<b>14.0 Terrell Suggs (2011)</b>	
41.5 Ray Lewis (1996-2012)	13.0 Trevor Pryce (2006)	
38.5 Adalius Thomas (2000-06)	<b>12.0 Terrell Suggs (2003, rookie)</b>	
	11.5 Peter Boulware (1997, rookie)	
	Michael McCrary (1999)	

3.5 Jamie Sharper (11/12/01 at Ten.)
Michael McCrary (12/5/99 vs. Ten.)
<b>3.0 Elvis Dumervil (11/10/13 vs. Cin.)</b>
<b>Terrell Suggs (10/6/13 at Mia.)</b>
<b>Terrell Suggs (12/11/11 vs. Ind.)</b>
<b>Terrell Suggs (11/24/11 vs. SF)</b>
<b>Terrell Suggs (9/11/11 vs. Pit.)</b>
<b>Terrell Suggs (12/4/05 vs. Hou.)</b>
Michael McCrary (12/26/99 vs. Cin.)
Michael McCrary (11/16/97 vs. Phi.)
Bennie Thompson (11/10/96 at Jax.)

SEASON	GAME
120.5 Michael McCrary (1998)	35 Michael McCrary (11/8/98 vs. Oak.)
113.5 Trevor Pryce (2006)	29.5 Adalius Thomas (12/2/01 vs. Ind.)
<b>97 Terrell Suggs (2003, rookie)</b>	27 Michael McCrary (11/16/97 vs. Phi.)
<b>91 Terrell Suggs (2011)</b>	<b>25 Terrell Suggs (9/11/11 vs. Pit.)</b>
86.5 Peter Boulware (2001)	Ray Lewis (11/26/00 vs. Cle.)

### MOST SACK YARDAGE

CAREER
<b>673 Terrell Suggs (2003-13)</b>
428 Peter Boulware (1997-2005)
350 Michael McCrary (1997-2002)
266 Ray Lewis (1996-2012)

### MOST CONSECUTIVE GAMES WITH A SACK

CAREER
<b>5 Terrell Suggs (7 sacks - 9/5/13-10/6/13)</b>
Paul Kruger (6.5 sacks - 11/11/12-12/9/12)
Adalius Thomas (5 sacks - 10/9/06-11/12/06)
Adalius Thomas (5 sacks - 12/4/05-1/1/06)

## FUMBLES RECORDS

### FUMBLES

CAREER	SEASON	GAME
<b>56 Joe Flacco (2008-13)</b>	<b>11 Joe Flacco (2011, 2008)</b>	3 8 times, last by Steve McNair (9/10/07 at Cin.)
36 Kyle Boller (2003-08)	Kyle Boller (2004)	
33 Jamal Lewis (2000-06)	Tony Banks (1999)	
	Vinny Testaverde (1997)	
FUMBLES LOST		
CAREER		
22 Jamal Lewis (2000-06)		
<b>20 Joe Flacco (2008-13)</b>		
19 Kyle Boller (2003-08)		
10 Vinny Testaverde (1996-97)		
SEASON		
7 Steve McNair (2007)		
Kyle Boller (2004)		
Jamal Lewis (2003)		
Vinny Testaverde (1997)		
GAME		
3 Steve McNair (9/10/07 at Cin.)		
Vinny Testaverde (11/10/96 at Jax.)		

### MOST OPPONENT FUMBLES FORCED

CAREER	SEASON	GAME
<b>29 Terrell Suggs (2003-13)</b>	<b>7 Terrell Suggs (2011)</b>	<b>3 Terrell Suggs (12/11/11 vs. Ind.)</b>
20 Ray Lewis (1996-2012)	<b>6 Terrell Suggs (2005, 2003)</b>	
17 Adalius Thomas (2000-06)	5 Jamie Sharper (2000)	
SEASON		
5 Rob Burnett (2000)		
<b>4 Terrell Suggs (2003)</b>		
Adalius Thomas (2005)		
Corey Harris (2001)		
Rod Woodson (2000)		
GAME		
2 Haloti Ngata (9/11/11 vs. Pit.)		
Ray Lewis (12/28/08 vs. Jax.)		
Kelly Gregg (9/17/06 vs. Oak.)		
Fernando Smith (10/3/99 at Atl.)		

### MOST OPPONENT FUMBLES RECOVERED

CAREER
20 Ray Lewis (1996-2012)
<b>12 Terrell Suggs (2003-13)</b>
10 Ed Reed (2002-12)
SEASON
5 Rob Burnett (2000)
<b>4 Terrell Suggs (2003)</b>
Adalius Thomas (2005)
Corey Harris (2001)
Rod Woodson (2000)
GAME
2 Haloti Ngata (9/11/11 vs. Pit.)
Ray Lewis (12/28/08 vs. Jax.)
Kelly Gregg (9/17/06 vs. Oak.)
Fernando Smith (10/3/99 at Atl.)

### LONGEST FUMBLE RETURN (OPP. FUMBLE)

CAREER
59 Kelly Gregg (2001-10)
57t Adalius Thomas (2000-2006)
36 Anthony Pleasant (1996)

SEASON	GAME
59 Kelly Gregg (2006)	59 Kelly Gregg (9/17/06 vs. Oak.)
57t Adalius Thomas (2006)	57t Adalius Thomas (11/26/06 vs. Pit.)
36 Anthony Pleasant (1996)	36 Anthony Pleasant (11/17/96 at SF)

### MOST TDs ON OPP. FUMBLE RECOVERY RETURNS

CAREER	SEASON	GAME
3 Adalius Thomas (2000-06)	2 Adalius Thomas (2005)	1 10 times, last by Jarret Johnson (26 yards) and Jameel McClain (6 yards) on 10/2/11 vs. NYJ
2 Ed Reed (2002-12)	1 Jarret Johnson (2011)	
1 Dwan Edwards (2004-09)	Jameel McClain (2011)	
Jarrett Johnson (2003-11)	<b>Haloti Ngata (2006-13)</b>	
Jameel McClain (2008-13)	Jamie Sharper (1997-2001)	
SEASON		
2 Adalius Thomas (2005)		
1 Jarret Johnson (2011)		
Jameel McClain (2011)		
<b>Haloti Ngata (2011)</b>		
Ed Reed (2008, 2004)		
Dwan Edwards (2009)		
Adalius Thomas (2006)		
Jamie Sharper (2001)		
GAME		
1 10 times, last by Jarret Johnson (26 yards) and Jameel McClain (6 yards) on 10/2/11 vs. NYJ		

# PUNT RETURN RECORDS

## TOP 10 CAREER PUNT RETURN YARDS

RANK	NAME (SEASONS)	NO	FC	YDS	AVG	LG	TD
1	Lewis, Jermaine (1996-2001)	231	72	2,730	11.8	89t	6
2	Sams, B.J. (2004-07)	121	26	1,320	10.9	78t	2
3	Brightful, Lamont (2002-03)	60	30	592	9.9	95t	1
4	<b>Jones, Jacoby (2012-13)</b>	<b>56</b>	<b>18</b>	<b>578</b>	<b>10.3</b>	<b>63t</b>	<b>1</b>
5	<b>Webb, Lardarius (2009-13)</b>	<b>53</b>	<b>44</b>	<b>521</b>	<b>9.8</b>	<b>68t</b>	<b>1</b>
6	Doss, Tandon (2011-13)	27	11	412	15.3	82t	1
7	Figurs, Yamon (2007-08)	39	20	309	7.9	75t	1
8	Carr, Chris (2009-11)	37	19	285	7.7	34	0
9	Leonhard, Jim (2008)	20	9	232	11.6	46	0
10	Reed, Ed (2002-12)	30	19	205	6.8	63t	1

## PUNT RETURN RECORDS

### MOST PUNT RETURNS

**CAREER**

231	Jermaine Lewis (1996-2001)
121	B.J. Sams (2004-07)
60	Lamont Brightful (2002-03)

**SEASON**

57	Jermaine Lewis (1999)
55	B.J. Sams (2004)
45	Lamont Brightful (2003)

**GAME**

7	6 times, last by <b>Jacoby Jones (12/23/12 vs. NYG)</b>
---	---

### MOST FAIR CATCHES

**CAREER**

72	Jermaine Lewis (1996-2001)
<b>44</b>	<b>Lardarius Webb (2009-13)</b>
30	Lamont Brightful (2002-03)

**SEASON**

<b>20</b>	<b>Lardarius Webb (2011)</b>
	Lamont Brightful (2003)
18	Jermaine Lewis (1999)

**GAME**

5	Yamon Figurs (11/30/08 at Cin.)
4	7 times, last by <b>Lardarius Webb (9/5/13 at Den.)</b>

### MOST YARDS GAINED ON PUNT RETURNS

**CAREER**

2,730	Jermaine Lewis (1996-2001)
1,320	B.J. Sams (2004-07)
592	Lamont Brightful (2002-03)

**SEASON**

578	Jermaine Lewis (2000)
575	B.J. Sams (2004)
519	Jermaine Lewis (2001)

### GAME

184	Jermaine Lewis (12/7/97 vs. Sea.)
173	Jermaine Lewis (12/24/00 vs. NYJ)
121	B.J. Sams (11/19/06 vs. Atl.)

### LONGEST PUNT RETURN

95t	Lamont Brightful (11/10/02 vs. Cin.)
89t	Jermaine Lewis (12/24/00 vs. NYJ)
	Jermaine Lewis (12/7/97 vs. Sea.)

### HIGHEST AVERAGE

**CAREER (MIN. 60 RETURNS)**

11.8	Jermaine Lewis (1996-2001)
10.9	B.J. Sams (2004-07)
9.9	Lamont Brightful (2002-03)

**SEASON (MIN. 15 RETURNS)**

16.1	Lamont Brightful (2002)
	Jermaine Lewis (2000)
15.6	Tandon Doss (2013)
	Jermaine Lewis (1997)

**GAME (MIN. 3 RETURNS)**

43.3	Jermaine Lewis (12/24/00 vs. NYJ)
40.3	B.J. Sams (11/19/06 vs. Atl.)
36.8	Jermaine Lewis (12/7/97 vs. Sea.)

### MOST TOUCHDOWNS

**CAREER**

6	Jermaine Lewis (1996-2001)
2	B.J. Sams (2004-07)

**SEASON**

2	B.J. Sams (2004)
	Jermaine Lewis (2000, 1998, 1997)

**GAME**

2	Jermaine Lewis (12/24/00 vs. NYJ)
	Jermaine Lewis (12/7/97 vs. Sea.)

## 50-YARD PUNT RETURNS

95t	Lamont Brightful vs. Cin., 11/10/02
89t	Jermaine Lewis vs. NYJ, 12/24/00
89t	Jermaine Lewis vs. Sea., 12/7/97
87t	Jermaine Lewis vs. Cin., 9/27/98
82t	Tandon Doss vs. Hou., 9/22/13
78t	B.J. Sams at Was., 10/10/04
75t	Yamon Figurs vs. Ari., 9/23/07
69t	Jermaine Lewis at NYJ, 9/13/98
<b>68t</b>	<b>Lardarius Webb at Cle., 12/4/11</b>
66t	Jermaine Lewis vs. Sea., 12/7/97
65	B.J. Sams vs. Atl., 11/19/06
<b>63t</b>	<b>Jacoby Jones at Pit., 11/18/12</b>
63t	Ed Reed at Cin., 9/10/07
63	B.J. Sams at Cin., 9/26/04
62	Jermaine Lewis vs. Pit., 12/16/01
59	B.J. Sams vs. Atl., 11/19/06
58t	B.J. Sams vs. KC, 10/4/04
54t	Jermaine Lewis vs. NYJ, 12/24/00
51	B.J. Sams vs. Cle., 10/16/05

Current Ravens in Bold



# KICK RETURN RECORDS

## TOP 10 CAREER KICK RETURN YARDS

RANK	NAME (SEASONS)	NO	YDS	AVG	LG	TD
1	Sams, B.J. (2004-07)	138	3,161	22.9	87	0
2	Lewis, Jermaine (1996-2001)	139	3,153	22.7	76	0
3	Harris, Corey (1998-2001)	123	2,950	24.0	95t	1
4	<b>Jones, Jacoby (2012-13)</b>	<b>69</b>	<b>2,059</b>	<b>29.8</b>	<b>108t</b>	<b>3</b>
5	Figurs, Yamon (2007-08)	75	1,746	23.3	94t	1
6	Brightful, Lamont (2002-03)	63	1,417	22.5	75	0
7	Reed, David (2010-12)	39	1,150	29.5	103t	1
8	<b>Webb, Lardarius (2009-13)</b>	<b>37</b>	<b>977</b>	<b>26.4</b>	<b>95t</b>	<b>1</b>
9	Taylor, Chester (2002-05)	45	937	20.8	54	0
10	Parmele, Jalen (2008-10)	33	845	25.6	53	0

## KICKOFF RETURN RECORDS

### MOST KICKOFF RETURNS

CAREER	SEASON	GAME
139 Jermaine Lewis (1996-2001)	59 B.J. Sams (2004)	8 B.J. Sams (11/27/05 at Cin.) Corey Harris (12/13/98 vs. Min.)
138 B.J. Sams (2004-07)	46 Yamon Figurs (2007)	7 4 times, last by <b>Lardarius Webb</b> (10/18/09 at Min.)
123 Corey Harris (1998-2001)	44 B.J. Sams (2005)	

### MOST YARDS GAINED ON KICKOFF RETURNS

CAREER	SEASON	GAME
3,161 B.J. Sams (2004-07)	1,251 B.J. Sams (2004)	243 Corey Harris (12/13/98 vs. Min.)
3,153 Jermaine Lewis (1996-2001)	<b>1,167 Jacoby Jones (2012)</b>	233 David Reed (12/13/10 at Hou.)
2,950 Corey Harris (1998-2001)	1,138 Yamon Figurs (2007)	<b>196 Jacoby Jones (10/21/12 at Hou.)</b> Yamon Figurs (12/9/07 vs. Ind.)

### LONGEST KICKOFF RETURN

108t <b>Jacoby Jones (10/14/12 vs. Dal.)</b>
105t <b>Jacoby Jones (11/11/12 vs. Oak.)</b>
103t David Reed (12/13/10 at Hou.)
97t Patrick Johnson (12/13/98 vs. Min.)
95t <b>Lardarius Webb (11/1/09 vs. Den.)</b> Corey Harris (12/13/98 vs. Min.)

### HIGHEST AVERAGE

CAREER (MIN. 40 RETURNS)	SEASON (MIN. 20)	GAME (MIN. 3 RETURNS)
<b>29.8 Jacoby Jones (2012-13), 69-2,059</b>	<b>30.7 Jacoby Jones (2012), 38-1,167</b>	<b>53.0 Jacoby Jones (10/14/12 vs. Dal.), 3-159</b>
24.0 Corey Harris (1998-2001), 123-2,950	29.3 David Reed (2010), 21-616	46.7 B.J. Sams (12/11/05 at Den.), 3-140
23.3 Yamon Figurs (2007-08), 75-1,746	<b>28.8 Jacoby Jones (2013), 31-892</b>	45.0 David Reed (11/21/10 at Car.), 3-135
	27.6 Corey Harris (1998), 35-965	
	<b>26.2 Lardarius Webb (2009), 35-918</b>	

### MOST TOUCHDOWNS

CAREER	SEASON	GAME
<b>3 Jacoby Jones (2012-13)</b>	<b>2 Jacoby Jones (2012)</b>	1 8 times, last by <b>Jacoby Jones</b> (12/8/13 vs. Min., 77 yards)
<b>1 Lardarius Webb (2009-13)</b> David Reed (2010-12) Yamon Figurs (2007-08) Corey Harris (1998-2001) Patrick Johnson (1998-2001, 2005)	<b>1 Jacoby Jones (2013)</b> David Reed (2010) <b>Lardarius Webb (2009)</b> Yamon Figurs (2007) Corey Harris (1998) Patrick Johnson (1998)	

## LONGEST KICKOFF RETURNS

108t <b>Jacoby Jones vs. Dal., 10/14/12</b>
105t <b>Jacoby Jones vs. Oak., 11/11/12</b>
103t David Reed at Hou., 12/13/10
97t Patrick Johnson vs. Min., 12/13/98
<b>95t Lardarius Webb vs. Den., 11/1/09</b>
95t Corey Harris vs. Min., 12/13/98
94t Yamon Figurs vs. Ind., 12/9/07
87 B.J. Sams at Den., 12/11/05
84 David Reed at Car., 11/21/10
<b>77 Jacoby Jones vs. Min., 12/8/13</b>
77 David Reed at Ten., 9/18/11
76 Jermaine Lewis at Ten., 11/12/01
75 Lamont Brightful vs. SF, 11/30/03
<b>73 Jacoby Jones vs. Pit., 11/28/13</b>
73 Lamont Brightful at Mia., 11/16/03
72 B.J. Sams vs. Oak., 9/17/06
<b>68 Lardarius Webb at GB, 12/7/09</b>
66 Corey Harris vs. Jax., 11/28/99
64 B.J. Sams at Ind., 12/19/04
64 Robert Tate vs. Den., 9/30/02
64 Jermaine Lewis vs. Ind., 12/2/01
63 Javin Hunter at Ind., 10/13/02
63 Corey Harris vs. Pit., 9/19/99
61 Yamon Figurs vs. NYJ, 9/16/07
59 B.J. Sams vs. Atl., 11/19/06
58 Lamont Brightful vs. Jax., 11/2/03
57 Yamon Figurs at SD, 11/25/07

## LONGEST MISSED FG RETURN

107t Chris McAlister vs. Den., 9/30/02
--

Current Ravens in Bold



## COMBINED KICK RETURN RECORDS

### MOST COMBINED KICK RETURNS

CAREER	SEASON	GAME
370 Jermaine Lewis (1996-2001)	114 B.J. Sams (2004)	11 B.J. Sams (11/14/04 at NYJ) Lamont Brightful (11/9/03 at STL)
259 B.J. Sams (2004-07)	84 Jermaine Lewis (2001)	

### MOST COMBINED KICK RETURN YARDAGE

CAREER	SEASON	GAME
5,883 Jermaine Lewis (1996-2001)	1,826 B.J. Sams (2004)	2 Jermaine Lewis, 2 PR (12/24/00 vs. NYJ) Jermaine Lewis, 2 PR (12/7/97 vs. Sea.)
4,481 B.J. Sams (2004-07)	1,558 Jermaine Lewis (2001)	
2,950 Corey Harris (1998-2001)	<b>1,508 Jacoby Jones (2012)</b>	

GAME
275 Jermaine Lewis (12/7/97 vs. Sea.)
250 B.J. Sams (10/4/04 vs. KC)
243 Corey Harris (12/13/98 vs. Min.)

### MOST COMBINED KICK RETURN TOUCHDOWNS

CAREER	SEASON	GAME
6 Jermaine Lewis, 6 PR (1996-2001)	<b>3 Jacoby Jones, 2 KOR &amp; 1 PR (2012)</b>	
<b>4 Jacoby Jones, 3 KOR &amp; 1 PR (2012-13)</b>	2 Yamon Figurs, 1 PR & 1 KOR (2007)	
<b>2 Lardarius Webb, 1 PR &amp; 1 KOR (2009-13)</b> Yamon Figurs, 1 PR & 1 KOR (2007) B.J. Sams, 2 PR (2004-07)	2 B.J. Sams, 2 PR (2004)	



# PUNTING/KICKING RECORDS

## CAREER GROSS PUNTING

RANK	NAME (SEASONS)	NO	YDS	AVG	TB	IN 20	LG	NET	BK
1	<b>Koch, Sam (2006-13)</b>	<b>648</b>	<b>29,029</b>	<b>44.8</b>	<b>55</b>	<b>225</b>	<b>74</b>	<b>38.6</b>	<b>3</b>
2	Richardson, Kyle (1998-2001)	364	15,069	41.4	35	128	67	35.4	5
3	Zastudil, Dave (2002-05)	327	13,618	41.6	32	89	67	34.8	3
4	Montgomery, Greg (1996-97)	151	6,520	43.2	7	47	67	37.2	1
5	Murphy, Nick (2004)	18	777	43.2	2	6	54	36.6	0
6	Stewart, Kordell (2004-05)	5	177	35.4	0	2	42	31.2	0
7	Stover, Matt (1996-2008)	3	100	33.3	2	1	34	20.0	0
8	Elling, Aaron (2005)	1	32	32.0	0	1	32	32.0	0
9	Boller, Kyle (2003-08)	1	29	29.0	0	0	29	29.0	0

## PUNTING RECORDS

### MOST PUNTS

#### CAREER

648	<b>Sam Koch (2006-13)</b>
364	Kyle Richardson (1998-2001)
327	Dave Zastudil (2002-05)

#### SEASON

103	Kyle Richardson (1999)
90	<b>Sam Koch (2013)</b> , Kyle Richardson (1998)
89	Dave Zastudil (2003)

#### GAME

10	<b>Sam Koch (11/05/07 at Pit.)</b>
	Nick Murphy (11/28/04 at NE)
	Kyle Richardson (12/24/00 vs. NYJ)
	Kyle Richardson (9/20/98 at Jax.)

### LONGEST PUNT

74	<b>Sam Koch (11/9/08 at Hou.)</b>
69	<b>Sam Koch (12/8/13 vs. Min.)</b>
67	<b>Sam Koch (10/19/08 at Mia.)</b>
	Dave Zastudil (9/28/03 vs. KC)
	Kyle Richardson (12/27/98 vs. Det.)
	Greg Montgomery (9/29/96 vs. NO)

### HIGHEST GROSS PUNTING AVERAGE

#### CAREER (MIN. 100)

44.8	<b>Sam Koch (2006-13)</b>
43.2	Greg Montgomery (1996-97)
41.6	Dave Zastudil (2002-05)

#### SEASON (MIN. 40 PUNTS)

47.1	<b>Sam Koch (2012)</b>
46.5	<b>Sam Koch (2011)</b>
46.0	<b>Sam Koch (2013)</b>
45.0	<b>Sam Koch (2008)</b>

#### GAME (MIN. 4 PUNTS)

54.7	<b>Sam Koch (12/8/13 vs. Min.), 6-328</b>
53.0	<b>Sam Koch (12/22/13 vs. NE), 4-212</b>
52.5	<b>Sam Koch (11/11/12 vs. Oak.), 4-210</b>
	Dave Zastudil (9/30/02 vs. Den.), 6-315
52.2	<b>Sam Koch (10/24/11 at Jax.), 9-470</b>
	<b>Sam Koch (12/20/08 at Dal.), 5-261</b>

### HIGHEST NET PUNTING AVERAGE

#### CAREER (MIN. 100)

38.6	<b>Sam Koch (2006-13)</b>
37.2	Greg Montgomery (1996-97)
35.4	Kyle Richardson (1998-2001)

### SEASON (MIN. 40 PUNTS)

40.8	<b>Sam Koch (2012)</b>
39.9	<b>Sam Koch (2008)</b>
39.2	<b>Sam Koch (2010)</b>
38.9	<b>Sam Koch (2013)</b>

### GAME (MIN. 4 PUNTS)

52.5	<b>Sam Koch (11/11/12 vs. Oak.), 4-210</b>
48.8	<b>Sam Koch (12/2/12 vs. Pit.), 5-253</b>
	<b>Sam Koch (10/21/12 at Hou.), 5-253</b>
46.6	<b>Sam Koch (12/20/08 at Dal.), 5-261</b>
46.0	<b>Sam Koch (9/7/08 vs. Cin.), 5-241</b>
45.9	<b>Sam Koch (11/20/11 vs. Cin.), 8-391</b>
	<b>Sam Koch (10/24/11 at Jax.), 9-470</b>

### MOST PUNTS INSIDE THE 20

#### CAREER

225	<b>Sam Koch (2006-13)</b>
128	Kyle Richardson (1998-2001)
89	Dave Zastudil (2002-05)

#### SEASON

39	<b>Sam Koch (2010)</b>
	Kyle Richardson (1999)
35	Kyle Richardson (2000)
34	<b>Sam Koch (2008)</b>

#### GAME

5	<b>Sam Koch (12/13/10 at Hou.)</b>
	<b>Sam Koch (10/17/10 at NE)</b>
	Dave Zastudil (11/17/02 at Mia.)
	Kyle Richardson (12/23/01 vs. Cin.)

### MOST CONSECUTIVE PUNTS, NONE BLOCKED

308	<b>Sam Koch (9/20/09-9/5/13)</b>
177	Dave Zastudil (12/15/02-9/18/05)

### MOST PUNTS HAD BLOCKED

#### CAREER

5	Kyle Richardson (1998-2001)
3	<b>Sam Koch (2006-13)</b>
	Dave Zastudil (2002-05)

#### SEASON

2	Dave Zastudil (2002)
	Kyle Richardson (2001, 1998)

#### GAME

2	Dave Zastudil (12/8/02 vs. NO)
1	10 times, last by <b>Sam Koch (9/5/13 at Den.)</b>

## LONGEST PUNTS

74	<b>Sam Koch at Hou., 11/9/08</b>
69	<b>Sam Koch vs. Min., 12/8/13</b>
67	<b>Sam Koch at Mia., 10/19/08</b>
67	Dave Zastudil vs. KC, 9/28/03
67	Kyle Richardson vs. Det., 12/27/98
67	Greg Montgomery vs. NO, 9/29/96
66	<b>Sam Koch vs. Min., 12/8/13</b>
65	Kyle Richardson at Den., 9/30/01
65	Kyle Richardson at Ten., 12/6/98
64	<b>Sam Koch vs. NE, 12/22/13</b>
64	<b>Sam Koch vs. NYJ, 11/24/13</b>
64	<b>Sam Koch vs. STL, 10/14/07</b>
64	Greg Montgomery at Pit., 9/8/96
64	Kyle Richardson at NYJ, 9/13/98
64	Kyle Richardson vs. Ten., 10/11/98
63	<b>Sam Koch at Cin., 1/1/12</b>
63	Kyle Richardson at NE, 1/2/00
63	Kyle Richardson at STL, 9/12/99
63	Kyle Richardson vs. Oak., 11/8/98

## LONGEST FIELD GOALS

61	<b>Justin Tucker at Det., 12/16/13</b>
56	<b>Justin Tucker at Phi., 9/16/12</b>
56	Wade Richey vs. Cle., 9/14/03
54	<b>Justin Tucker at Hou., 10/21/12</b>
54	Steve Hauschka at Hou., 11/9/08
53	<b>Justin Tucker at Det., 12/16/13</b>
53	<b>Justin Tucker vs. NYJ, 11/24/13</b>
52	<b>Justin Tucker at Chi., 11/17/13</b>
52	Matt Stover at Cle., 9/24/06 (game-winner)
51	<b>Justin Tucker at Cle., 11/3/13</b>
51	<b>Justin Tucker at Hou., 10/21/12</b>
51	<b>Justin Tucker at Phi., 9/16/12</b>
51	Billy Cundiff at Pit., 11/6/11
51	Matt Stover at Was., 10/15/00
51	Matt Stover vs. Pit., 10/29/00
51	Matt Stover at Ind., 10/13/02
50	<b>Justin Tucker at Mia., 11/17/13</b>
50	Matt Stover vs. Dal., 11/21/04
50	Matt Stover vs. KC, 10/4/04
50	Matt Stover vs. STL, 10/27/96
50	Matt Stover at Ten., 10/10/99
50	Matt Stover at Cin., 11/21/99 (game-winner)

Current Ravens in Bold



# TEAM RECORDS

## VICTORIES

### MOST GAMES WON, SEASON

13 2006  
12 2011, 2010, 2000  
11 2008  
10 2012, 2003, 2001

### MOST CONSECUTIVE GAMES WON

8 2000-01 (final 7 through 1st)  
7 2000  
5 2010-11 (final 4 through 1st)  
2006

### MOST HOME GAMES WON

8 2011  
7 2010, 2006, 2003  
6 2013, 2012, 2009, 2008, 2005, 2004, 2001, 2000

### MOST CONSECUTIVE HOME GAMES WON

15 2010-12 (last 2 through 1st 5)  
8 2006-07 (last 5 through 1st 3)  
7 2009-10 (last 2 through 1st 5)  
2000-01 (last 4 through 1st 3)

### MOST AWAY GAMES WON

6 2006, 2000  
5 2010, 2008  
4 2012, 2011, 1999

### MOST CONSECUTIVE AWAY GAMES WON

3 2012, 2010, 2008, 2001, 2000

## DEFEATS

### MOST GAMES LOST, SEASON

12 1996  
11 2007

### MOST CONSECUTIVE GAMES LOST

9 2007

### MOST HOME GAMES LOST, SEASON

4 2007, 2002, 1999, 1998, 1997, 1996

### MOST CONSECUTIVE HOME GAMES LOST

4 2007  
3 1999

### MOST AWAY GAMES LOST, SEASON

8 2005, 1996  
7 2007

### MOST CONSECUTIVE AWAY GAMES LOST

11 2004-05 (final 3 through all 8)  
8 2005, 1996  
7 2007-08 (final 5 through 1st 2)

## SCORING

### MOST POINTS SCORED

**SEASON**  
398 2012  
391 2009, 2003  
385 2008

**GAME**  
55 11/11/12 vs. Oak.  
48 12/13/09 vs. Det.  
12/19/05 vs. GB  
44 9/10/12 vs. Cin.  
11/30/03 vs. SF  
11/23/03 vs. Sea. - OT  
11/26/00 vs. Cle.

### MOST POINTS SCORED BY OPPONENTS

**SEASON**  
441 1996  
384 2007  
354 2002

**GAME**  
49 9/5/13 at Den.  
46 10/6/96 vs. NE  
45 11/1/98 vs. Jax.  
10/20/96 at Den.  
44 12/9/07 vs. Ind.

### MOST POINTS SCORED, BOTH TEAMS

**SEASON**  
812 1996  
742 2012  
672 2013, 2003

**GAME**  
85 11/23/03, Bal. (44) vs. Sea. (41) - OT  
84 10/6/96, Bal. (38) vs. NE (46)  
79 10/20/96, Bal. (34) at Den. (45)

### FEWEST POINTS SCORED

**SEASON**  
265 2005  
269 1998  
275 2007

**GAME**  
0 11/9/97 at Pit.; 9/15/02 vs. TB  
3 9 times, last 10/12/08 at Ind.

### FEWEST POINTS SCORED BY OPPONENT

**SEASON**  
\*165 2000  
201 2006  
244 2008

**GAME**  
0 10 times, last 11/16/09 at Cle.  
3 10 times, last 11/24/13 vs. NYJ

### FEWEST POINTS SCORED, BOTH TEAMS

**SEASON**  
498 2000  
554 2006  
564 2005

**GAME**  
9 11/14/99, Bal. (3) at Jax. (6)  
13 10/15/00, Bal. (3) at Was. (10)  
15 10/7/12, Bal. (9) at KC (6)  
10/29/00, Bal. (6) vs. Pit. (9)  
11/16/03, Bal. (6) at Mia. (9)

### MOST POINTS OVERCOME TO WIN GAME

21 10/30/11 vs. Ari.  
(trailed 24-3, won 30-27)  
19 11/12/06 at Ten.  
(trailed 26-7, won 27-26)  
17 11/23/03 vs. Sea.  
(trailed 41-24, won 44-41 in OT)

### LARGEST BLOWN LEAD TO LOSE GAME

21 10/5/97 vs. Pit. (led 21-0, lost 42-34)  
18 11/3/96 vs. Cin. (led 21-3, lost 24-21)  
17 12/5/04 vs. Cin. (led 20-3, lost 27-26)

### MOST POINTS, EACH HALF

**1ST**  
31 vs. Cle. (11/26/00)  
vs. Den. (9/30/02)  
28 at NO (10/29/06)

**2ND**  
38 vs. Sea. (11/23/03) (plus 3 in OT)  
32 vs. Jax. (9/10/00)  
30 vs. Dal. (11/21/04)

### MOST POINTS, BOTH TEAMS, HALF

**1ST**  
55 11/1/98, Bal. (13) vs. Jax. (42)  
45 9/8/96, Bal. (17) at Pit. (28)  
44 10/2/11, Bal. (27) vs. NYJ (17)  
10/24/10, Bal. (20) vs. Buf. (24)  
12/9/07, Bal. (7) vs. Ind. (37)

**2ND**  
62 11/23/03, Bal. (38, 3 in OT) vs. Sea (24)  
54 11/27/05, Bal. (29) at Cin. (25)  
50 10/6/96, Bal. (24) vs. NE (26)

### MOST POINTS SCORED, EACH QUARTER

**1ST**  
21 9/25/11 at STL  
17 10/2/11 vs. NYJ  
14 10 times, last 12/23/12 vs. NYG

**2ND**  
31 9/30/02 vs. Den.  
24 11/26/00 vs. Cle.  
21 3 times, last 12/28/08 vs. Jax.

**3RD**  
21 6 times, last 11/11/12 vs. Oak.

**4TH**  
24 11/23/08 vs. Phi.  
22 12/8/13 vs. Min.; 11/9/08 at Hou.  
21 3 times, last 10/18/09 at Min.

**OT**  
6 12/13/10 at Hou.  
10/3/99 at Atl.  
10/27/96 vs. STL

### MOST POINTS ALLOWED, EACH QUARTER

**1ST**  
23 12/9/07 vs. Ind.  
17 3 times, last 10/12/08 at Ind.

**2ND**  
28 11/1/98 vs. Jax.  
22 11/25/07 at SD  
21 4 times, last 10/30/11 vs. Ari.

**3RD**  
21 9/5/13 at Den.  
17 11/27/05 at Cin.  
11/23/03 vs. Sea.  
12/2/01 vs. Ind.

**4TH**  
24 12/5/04 vs. Cin.  
23 11/28/99 vs. Jax.  
21 4 times, last 12/22/13 vs. NE

**OT**  
6 12/16/07 at Mia.  
3 7 times, last 11/17/13 at Chi.

### MOST POINTS, BOTH TEAMS, EACH QUARTER

**1ST**  
26 12/13/98, Bal. (14) vs. Min. (12)

**2ND**  
34 11/1/98, Bal. (6) vs. Jax. (28)

**3RD**  
38 11/23/03, Bal. (21) vs. Sea. (17)

**4TH**  
42 12/8/13, Bal. (22) vs. Min. (20)

### MOST CONSECUTIVE GAMES SCORING

190 2002 (final 14) - present  
71 1997 (final 6) - 2002 (1st game)  
25 1996 (all 16) - 1997 (1st 9)

### MOST TOUCHDOWNS

**SEASON**  
47 2009  
45 1996  
44 2012

**GAME**  
7 11/11/12 vs. Oak.  
6 12/13/09 vs. Det.  
12/19/05 vs. GB  
5 15 times, last 9/10/12 vs. Cin.

### FEWEST TOUCHDOWNS

**SEASON**  
25 2005  
28 2007  
29 2013, 1998

**GAME**  
0 27 times, last 12/16/13 at Det.

### MOST TOUCHDOWNS BY OPPONENTS

**SEASON**  
50 1996  
39 2007, 1997  
38 2002

**GAME**  
7 9/5/13 at Den.

### FEWEST TOUCHDOWNS BY OPPONENTS

**SEASON**  
18 2000  
21 2006  
26 2011, 2008

**GAME**  
0 39 times, last 11/24/13 vs. NYJ

\*16-Game NFL Record

# TEAM RECORDS

## MOST CONSECUTIVE GAMES SCORING TDs

42 2009 (11) - 2012 (4)

## MOST (1-POINT) PAT MADE

**SEASON**  
46 2009  
42 2012  
41 2008

**GAME**  
7 11/11/07 vs. Oak.  
6 12/13/09 vs. Det.  
12/19/05 vs. GB  
5 10 times, last 9/10/12 vs. Cin.

## MOST (1-POINT) PAT MADE BY OPPONENTS

**SEASON**  
41 1996  
35 2007, 1998  
34 2013

**GAME**  
7 9/5/13 at Den.

## FEWEST (1-POINT) PAT MADE

**SEASON**  
23 2005  
24 1998  
25 2001

## FEWEST (1-POINT) PAT MADE BY OPPONENTS

**SEASON**  
15 2000  
20 2006  
24 2004

## MOST (2-POINT) PAT

**SEASON**  
5 1996  
4 2003  
3 2013

**GAME**  
3 10/6/96 vs. NE  
2 10/19/03 at Cin.  
1 22 times, last 12/29/13 at Cin.

## MOST (2-POINT) PAT BY OPPONENT

**SEASON**  
7 1996  
4 1999  
2 2002, 1997

**GAME**  
2 11/28/99 vs. Jax.  
10/6/96 vs. NE  
1 18 times, last 12/9/12 at Was.

## MOST FIELD GOALS ATTEMPTED

**SEASON**  
41 2013  
40 2003  
39 2011, 2000

**GAME**  
6 12/16/13 at Det.  
11/22/09 vs. Ind.  
9/21/97 at Ten.  
5 15 times, last 11/28/13 vs. Pit.

## MOST FIELD GOALS MADE

**SEASON**  
38 2013  
35 2000  
34 2003

**GAME**  
6 12/16/13 at Det.  
5 7 times, last 11/28/13 vs. Pit.

## FEWEST FIELD GOALS ATTEMPTED

**SEASON**  
25 1996  
26 2002  
28 1998

## FEWEST FIELD GOALS MADE

**SEASON**  
19 1996  
21 2009, 2002, 1998  
26 2010, 1997

## MOST FIELD GOALS ATTEMPTED BY OPPONENT

**SEASON**  
43 2007  
39 2012  
35 2013

**GAME**  
7 11/11/07 vs. Cin.  
6 12/13/98 vs. Min.  
5 12 times, last 10/13/13 vs. GB

## MOST FIELD GOALS MADE BY OPPONENT

**SEASON**  
37 2012, 2007  
32 2013  
29 2005, 2002

**GAME**  
7 11/11/07 vs. Cin.  
6 12/13/98 vs. Min.  
5 7 times, last 11/4/12 at Cle.

## FEWEST FIELD GOALS ATTEMPTED BY OPPONENT

**SEASON**  
19 2000  
22 2008  
23 2006

## FEWEST FIELD GOALS MADE BY OPPONENT

**SEASON**  
14 2000  
17 2006  
19 2001, 1999

## MOST CONSECUTIVE GAMES SCORING FIELD GOALS

38 1999 (final 6) - 2001

## MOST CONSECUTIVE GAMES SCORING FIELD GOALS, BY OPPONENT

15 2002 (final game) - 2003 (1st 14 games)  
1996 (2nd-16th game)

## MOST SAFETIES

**SEASON**  
3 2008

**GAME**  
1 10 times, last 11/23/08 vs. Phi.

## MOST SAFETIES BY OPPONENT

**SEASON**  
2 2002  
1 2012, 2007, 2006, 2005, 2004, 1997, 1996

**GAME**  
1 9 times, last 10/21/12 at Hou.

## FIRST DOWNS

### MOST FIRST DOWNS

**SEASON**  
338 1996  
320 2009  
314 2012

**GAME**  
32 9/13/09 vs. KC  
30 10/30/11 vs. Ari.  
29 11/24/96 vs. Jax.  
28 4 times, last 9/23/12 vs. NE

### FEWEST FIRST DOWNS

**SEASON**  
243 1998  
259 2003, 1999  
260 2004

**GAME**  
5 11/5/07 at Pit.  
12/24/00 vs. NYJ

### MOST FIRST DOWNS BY OPPONENT

**SEASON**  
351 1996  
326 2012  
316 2002

**GAME**  
33 9/23/12 vs. NE  
11/3/96 vs. Cin.  
30 10/14/12 vs. Dal.  
9/30/02 vs. Den.

### FEWEST FIRST DOWNS BY OPPONENT

**SEASON**  
216 2000  
228 2008  
236 2006

**GAME**  
5 11/26/00 vs. Cle.  
6 3 times, last 9/13/10 at NYJ

### MOST FIRST DOWNS RUSHING

**SEASON**  
132 2008  
116 2000  
115 2009, 2003

**GAME**  
17 10/10/10 vs. Den.  
16 12/4/11 at Cle.  
15 11/19/00 vs. Dal.  
14 3 times, last on 12/13/09 vs. Det.

### FEWEST FIRST DOWNS RUSHING

**SEASON**  
68 2013  
86 2006, 1998  
87 1999

**GAME**  
0 9/29/13 at Buf.  
9/18/05 at Ten.  
1 8 times, last 11/10/13 vs. Cin.

### MOST FIRST DOWNS RUSHING BY OPPONENT

**SEASON**  
115 1996  
105 2012  
101 1997

**GAME**  
15 11/3/96 vs. Cin.  
14 9/8/96 at Pit.  
12 7 times, last 12/16/12 vs. Den.

### FEWEST FIRST DOWNS RUSHING BY OPPONENT

**SEASON**  
58 2008  
59 2006, 2000  
69 2007

**GAME**  
0 4 times, last 10/6/13 at Mia.

### MOST FIRST DOWNS PASSING

**SEASON**  
208 1996  
189 2013  
187 2009

**GAME**  
20 9/13/09 vs. KC  
19 4 times, last on 11/25/12 at SD

### FEWEST FIRST DOWNS PASSING

**SEASON**  
121 2003  
135 2004  
140 1998

**GAME**  
3 11/9/97 at Pit.  
4 8 times, last 11/5/07 at Pit.

### MOST FIRST DOWNS PASSING BY OPPONENT

**SEASON**  
213 1996  
190 2002  
187 2012, 2010

**GAME**  
21 12/13/10 at Hou.  
10/24/10 vs. Buf.  
20 3 times, last 9/5/13 at Den.



# TEAM RECORDS

## FEWEST FIRST DOWNS PASSING BY OPPONENT

**SEASON**  
 135 2000  
 144 2003  
 151 2006

**GAME**  
 2 9/13/10 at NYJ  
 11/26/00 vs. Cle.  
 3 4 times, last 11/21/10 at Car.

## MOST FIRST DOWNS BY PENALTY

**SEASON**  
 38 2013  
 34 2012  
 33 2011

**GAME**  
 6 11/10/13 vs. Cin.  
 9/13/10 at NYJ  
 5 8 times, last 9/23/12 vs. NE

## FEWEST FIRST DOWNS BY PENALTY

**SEASON**  
 16 2000  
 17 2006, 1998, 1997  
 18 2009

## MOST FIRST DOWNS BY PENALTY BY OPPONENT

**SEASON**  
 37 2005  
 34 2012, 2009  
 32 1999

**GAME**  
 8 9/23/12 vs. NE  
 10/9/05 at Det.  
 7 11/15/98 at SD  
 6 12/7/09 at GB  
 9/14/97 at NYG

## FEWEST FIRST DOWNS BY PENALTY BY OPP.

**SEASON**  
 18 2010, 2008  
 20 2001  
 22 2000

## NET YARDS

### MOST NET YARDS (RUSHING AND PASSING)

**SEASON**  
 5,723 1996  
 5,640 2012  
 5,619 2009

**GAME**  
 553 9/25/11 at STL  
 548 12/13/09 vs. Det.  
 533 12/23/12 vs. NYG  
 503 9/23/12 vs. NE  
 501 9/13/09 vs. KC  
 479 9/27/09 vs. Cle.  
 11/19/00 vs. Dal.

### FEWEST NET YARDS (RUSHING AND PASSING)

**SEASON**  
 4,375 2004  
 4,498 1998  
 4,639 2002

**GAME**  
 104 11/5/07 at Pit.  
 124 11/28/04 at NE  
 142 12/24/00 vs. NYJ

### MOST NET YARDS BY OPP. (RUSHING AND PASSING)

**SEASON**  
 5,889 1996  
 5,615 2012  
 5,368 2013  
 5,363 1997

**GAME**  
 548 10/20/96 at Den.  
 540 11/29/98 vs. Ind.  
 524 12/24/00 vs. NYJ

## FEWEST NET YARDS BY OPP. (RUSHING AND PASSING)

**SEASON**  
 3,967 2000  
 4,177 2008  
 4,222 1999

**GAME**  
 94 9/24/00 vs. Cin.  
 107 10/10/04 at Was.  
 112 11/26/00 vs. Cle.

## MOST TOTAL NET YARDS, BOTH TEAMS

**GAME**  
 964 10/27/96, Bal. (478) vs. STL (486) - OT  
 940 10/20/96, Bal. (392) at Den. (548)  
 903 9/5/13, Bal. (393) at Den. (510)

## FEWEST TOTAL NET YARDS, BOTH TEAMS

**GAME**  
 339 10/10/04, Bal. (232) at Was. (107)  
 351 10/24/11, Bal. (146) at Jax. (205)  
 364 11/15/98, Bal. (161) at SD (203)

## RUSHING

### MOST RUSHING ATTEMPTS

**SEASON**  
 592 2008  
 552 2003  
 511 2000

**GAME**  
 55 12/4/11 at Cle.  
 51 11/26/00 vs. Cle.  
 47 10/10/10 vs. Den.  
 46 12/30/12 at Cin.  
 10/26/08 vs. Oak.  
 9/7/08 vs. Cin.

### FEWEST RUSHING ATTEMPTS

**SEASON**  
 408 1998  
 416 1996  
 420 1997

**GAME**  
 9 9/29/13 at Buf.  
 12 3 times, last 10/21/12 at Hou.  
 13 9/18/05 at Ten.  
 12/16/01 vs. Pit.

### MOST RUSHING ATTEMPTS BY OPPONENT

**SEASON**  
 508 1996  
 492 2012  
 472 1998

**GAME**  
 55 9/29/13 at Buf.  
 51 10/7/12 at KC  
 47 10/27/96 vs. STL - OT  
 46 10/4/04 vs. KC

### FEWEST RUSHING ATTEMPTS BY OPPONENT

**SEASON**  
 361 2000  
 366 2008  
 367 2006

**GAME**  
 11 10/6/13 at Mia.  
 11/26/06 vs. Pit.  
 13 10/10/10 vs. Den.  
 9/10/06 at TB  
 10/1/00 at Cle.

### MOST YARDS GAINED RUSHING

**SEASON**  
 2,674 2003  
 2,376 2008  
 2,200 2009

**GAME**  
 343 9/14/03 vs. Cle.  
 308 12/13/09 vs. Det.  
 290 12/4/11 at Cle.  
 276 12/21/03 at Cle.

## FEWEST YARDS GAINED RUSHING

**SEASON**  
 1,328 2013  
 1,589 1997  
 1,605 2005

**GAME**  
 14 9/18/05 at Ten.  
 24 9/29/13 at Buf.  
 12/20/98 at Chi.  
 34 10/24/11 at Jax.

## MOST YARDS GAINED RUSHING BY OPPONENT

**SEASON**  
 1,965 2012  
 1,920 1996  
 1,762 2002

**GAME**  
 227 10/14/12 vs. Dal.  
 222 10/20/96 at Den.  
 214 10/7/12 at KC  
 10/5/97 vs. Pit.  
 207 11/16/08 at NYG

## FEWEST YARDS GAINED RUSHING BY OPPONENT

**SEASON**  
 970 2000  
 1,214 2006  
 1,231 1999

**GAME**  
 4 9/24/00 vs. Cin.  
 11 12/19/99 vs. NO  
 21 11/26/06 vs. Pit.

## HIGHEST AVERAGE GAIN, RUSHING

**SEASON**  
 4.8 2003  
 4.7 2009  
 4.3 2012, 2011, 2000

## LOWEST AVERAGE GAIN, RUSHING

**SEASON**  
 3.1 2013  
 3.4 2006  
 3.6 2005

## HIGHEST AVERAGE GAIN, RUSHING BY OPPONENT

**SEASON**  
 4.0 2012  
 3.9 2010  
 3.8 2013, 1996  
 3.7 2005, 2002

## LOWEST AVERAGE GAIN, RUSHING BY OPPONENT

**SEASON**  
 2.7 2000  
 2.8 2007  
 3.1 1999

## MOST TOUCHDOWNS RUSHING

**SEASON**  
 22 2009  
 20 2008  
 18 2003

**GAME**  
 5 12/13/09 vs. Det.  
 4 10/10/10 vs. Den.  
 3 11 times, last 11/11/12 vs. Oak.

## FEWEST TOUCHDOWNS RUSHING

**SEASON**  
 5 2005  
 7 2013, 1998, 1997  
 9 2002, 2000, 1999

## MOST TOUCHDOWNS RUSHING BY OPPONENT

**SEASON**  
 18 1996  
 17 2002, 1997  
 15 2012  
 12 1998

**GAME**  
 4 10/9/05 at Det.  
 3 8 times, last 12/18/11 at SD

# TEAM RECORDS

## FEWEST TOUCHDOWNS RUSHING BY OPPONENT

SEASON	
4	2008
5	2010, 2006, 2000
6	2003, 1999

## PASSING

### MOST PASSING ATTEMPTS

SEASON	
619	2013
586	1997
570	1996

GAME	
64	9/23/01 at Cin.
62	9/5/13 at Den.
54	9/11/05 vs. Ind.

### FEWEST PASSING ATTEMPTS

SEASON	
415	2003
433	2008
465	2004

GAME	
17	10/4/04 vs. KC 11/8/98 vs. Oak.
18	6 times, last 10/10/04 at Was.

### MOST PASSING ATTEMPTS BY OPPONENT

SEASON	
599	1999
596	2010
573	2002

GAME	
69	12/24/00 vs. NYJ
62	12/13/10 at Hou.
56	12/13/98 vs. Min.

### FEWEST PASSING ATTEMPTS BY OPPONENT

SEASON	
490	2007
501	2004
509	2006

GAME	
15	10/13/96 at Ind.
16	9/17/00 vs. Mia. 10/21/99 vs. KC

### MOST PASS COMPLETIONS

SEASON	
363	2013
341	2007
338	1997

GAME	
34	9/5/13 at Den. 9/30/07 at Cle. 9/11/05 vs. Ind. 9/23/01 at Cin.

### FEWEST PASS COMPLETIONS

SEASON	
217	2003
258	2004
261	2008

GAME	
7	9/14/03 vs. Cle.
8	12/7/03 vs. Cin. 12/12/99 at Pit.

### MOST PASS COMPLETIONS BY OPPONENT

SEASON	
360	2002
350	1996
349	2010

GAME	
36	12/24/00 vs. NYJ
35	9/30/02 vs. Den.
32	11/11/10 at Atl. 12/13/98 vs. Min.

## FEWEST PASS COMPLETIONS BY OPPONENT

SEASON	
276	2008, 2004
279	2006
288	2011

GAME	
9	6 times, last 10/24/11 at Jax.

### MOST NET YARDS GAINED, PASSING

SEASON	
3,978	1996
3,739	2012
3,702	1997

GAME	
404	10/27/96 vs. STL - OT
385	9/25/11 at STL
382	9/23/12 vs. NE

### FEWEST NET YARDS GAINED, PASSING

SEASON	
2,255	2003
2,312	2004
2,808	2008

GAME	
37	12/17/00 at Ari.
40	11/5/07 at Pit.
47	11/28/04 at NE

### MOST NET YARDS GAINED, PASSING BY OPPONENT

SEASON	
3,969	1996
3,681	2013
3,673	1997

GAME	
473	12/24/00 vs. NYJ
445	9/5/13 at Den.
421	9/20/09 at SD

### FEWEST NET YARDS GAINED, PASSING BY OPPONENT

SEASON	
2,805	2003
2,875	2008
2,958	2005

GAME	
55	10/10/04 at Was.
60	9/13/10 at NYJ
64	12/10/00 vs. SD

### MOST TIMES SACKED

SEASON	
56	1999
48	2013
43	2000

GAME	
7	8 times, last 12/18/11 at SD

### FEWEST TIMES SACKED

SEASON	
17	2006
33	2011, 2008
35	2004

### MOST TIMES OPPONENTS SACKED

SEASON	
60	2006
49	1999
48	2011

GAME	
9	11/24/11 vs. SF 11/26/06 vs. Pit. 11/16/97 vs. Phi. - OT
7	9/24/06 at Cle. 12/26/99 vs. Cin.

### FEWEST TIMES OPPONENTS SACKED

SEASON	
27	2010
30	1996
32	2009, 2007

## MOST CONSECUTIVE GAMES OPPONENTS SACKED

22	(6th game in 2012 - 11th game in 2013) (9th game in 2000 - 14th in 2001)
21	(5th game in 2008 - 9th game in 2009) (15th game in 2005 - 3rd in 2007) (8th game in 1997 - 12th in 1998)

### HIGHEST COMPLETION PERCENTAGE

SEASON	
62.9	2009 (321-510)
62.7	2010 (308-491)
62.6	2006 (328-524)

GAME	
80.0	11/1/09 vs. Den. (20-25) 9/9/01 vs. Chi. (24-30)
79.4	11/1/98 vs. Jax. (27-34)
78.9	1/1/12 at Cin. (15-19)
77.8	12/10/06 at KC (21-27) 11/26/06 vs. Pit. (21-27)

### LOWEST COMPLETION PERCENTAGE

SEASON	
49.5	1999 (270-546)
52.3	2003 (217-415)
54.7	2002 (262-479)

GAME	
30.8	12/12/99 at Pit. (8-26)
32.3	10/2/11 vs. NYJ (10-31)
35.3	11/15/98 at SD (12-34)

### HIGHEST COMPLETION PERCENTAGE BY OPPONENT

SEASON	
65.2	1996 (350-537)
62.8	2002 (360-573)
60.1	2012 (335-557)

GAME	
83.9	11/17/96 at SF (26-31)
80.6	12/5/04 vs. Cin. (29-36)
79.4	10/14/01 at GB (27-34)

### LOWEST COMPLETION PERCENTAGE BY OPPONENT

SEASON	
52.3	2008 (276-528)
53.8	2011 (288-535)
54.8	2006 (279-509), 1999 (328-599)

GAME	
31.4	10/2/11 vs. NYJ (11-35)
35.7	11/15/98 at SD (15-42)
36.4	11/30/08 at Cin. (12-33)

### MOST TOUCHDOWNS PASSING

SEASON	
34	1996
25	2010, 1997
22	2012
21	2011, 2009, 2006, 1999

GAME	
5	9/10/00 vs. Jax.
4	5 times, last 12/20/09 vs. Chi.

### FEWEST TOUCHDOWNS PASSING

SEASON	
13	2007, 2004
16	2008, 2003, 1998
17	2005

### MOST TOUCHDOWNS PASSING BY OPPONENT

SEASON	
27	2007, 1996
25	2013
22	2010

GAME	
7	9/5/13 at Den.
5	2 times, last 11/5/07 at Pit.

### FEWEST TOUCHDOWNS PASSING BY OPPONENT

SEASON	
11	2011, 2000
14	2004
15	2012
16	2006, 2002, 2001

# TEAM RECORDS

## MOST PASSES HAD INTERCEPTED

**SEASON**

23	2013
21	2005
20	2001, 1999, 1996

**GAME**

5	9/29/13 at Buf.
4	6 times, last 9/19/10 at Cin.

## FEWEST PASSES HAD INTERCEPTED

**SEASON**

10	2010
11	2012, 2004
12	2011, 2008

## PUNTING

### MOST PUNTS

**SEASON**

104	1999
97	2004
92	1998

**GAME**

10	6 times, last 9/5/13 at Den.
----	------------------------------

### FEWEST PUNTS

**SEASON**

69	1996
73	2011
74	2009

**GAME**

0	11/7/10 vs. Mia. 9/30/07 at Cle.
1	11/28/13 vs. Pit. 10/31/05 at Pit. 9/24/00 vs. Cin.

### MOST PUNTS BY OPPONENT

**SEASON**

115	1999
105	2003
98	2013, 2001

**GAME**

11	11/30/08 at Cin. 12/19/99 vs. NO
10	4 times, last 10/7/01 vs. Ten.

### FEWEST PUNTS BY OPPONENT

**SEASON**

68	1996
76	2007
78	2002

**GAME**

0	2 times, last 12/18/11 at SD
1	10/20/13 at Pit. 10/14/12 vs. Dal.

### HIGHEST GROSS PUNTING AVERAGE

**SEASON**

47.1	2012
46.5	2011
45.5	2013

### LOWEST GROSS PUNTING AVERAGE

**SEASON**

38.0	2001
40.2	2000
40.5	2002

### HIGHEST GROSS PUNTING AVERAGE BY OPPONENT

**SEASON**

46.2	2012
45.8	2013
44.9	2006

### LOWEST GROSS PUNTING AVERAGE BY OPPONENT

**SEASON**

40.1	2004, 2003
40.5	2005
40.8	2002

## HIGHEST NET PUNTING AVERAGE

**SEASON**

40.8	2012
39.9	2008
39.2	2010

## LOWEST NET PUNTING AVERAGE

**SEASON**

32.9	2002, 2001
33.9	2000
34.6	2004

## HIGHEST NET PUNTING AVERAGE BY OPPONENT

**SEASON**

41.2	2012
39.1	2010
38.4	2011

## LOWEST NET PUNTING AVERAGE BY OPPONENT

**SEASON**

32.8	2002
33.0	2005
33.1	2004, 2000

## PUNT RETURNS

### MOST PUNT RETURNS

**SEASON**

60	2004
59	1999
53	2003

**GAME**

9	11/26/00 vs. Cle.
8	11/25/12 at SD
7	6 times, last 12/23/12 vs. NYG

### FEWEST PUNT RETURNS

**SEASON**

34	2002
35	2007
36	2011

### MOST PUNT RETURNS BY OPPONENT

**SEASON**

55	2005
53	1997
49	2012

**GAME**

7	2 times, last 12/4/05 at Hou.
6	17 times, last 11/10/13 vs. Cin.

### FEWEST PUNT RETURNS BY OPPONENT

**SEASON**

27	1996
33	2011, 2001
34	2010

### MOST FAIR CATCHES

**SEASON**

27	2011
26	2012, 2010
23	2003

**GAME**

5	11/30/08 at Cin.
4	8 times, last 9/5/13 at Den.

### MOST FAIR CATCHES BY OPPONENT

**SEASON**

28	1999
24	1998
23	2000

**GAME**

6	12/19/99 vs. NO
4	4 times, last 10/24/10 vs. Buf.

### MOST YARDS, PUNT RETURNS

**SEASON**

713	2000
616	2004
609	2013

**GAME**

184	12/7/97 vs. Sea.
173	12/24/00 vs. NYJ
126	11/26/00 vs. Cle.

## FEWEST YARDS, PUNT RETURNS

**SEASON**

290	2009
319	2010
338	2007

## MOST YARDS, PUNT RETURNS BY OPPONENT

**SEASON**

481	2005
471	2002
468	1999

**GAME**

117	11/2/97 at NYJ (OT)
112	10/30/11 vs. Ari.
110	11/23/97 vs. Ari.

## FEWEST YARDS, PUNT RETURNS BY OPPONENT

**SEASON**

183	2001
245	2008
273	1996

## HIGHEST AVERAGE, PUNT RETURNS

**SEASON**

15.8	2000 (45-713)
14.2	2013 (43-609)
13.4	1997 (42-564)

## LOWEST AVERAGE, PUNT RETURNS

**SEASON**

7.4	2010 (43-319), 2009 (39-290)
7.7	2003 (53-410), 1999 (59-452)
7.8	2006 (45-351)

## HIGHEST AVERAGE, PUNT RETURNS BY OPPONENT

**SEASON**

11.9	2011 (33-392)
11.8	2002 (40-471)
10.9	1999 (43-468)

## LOWEST AVERAGE, PUNT RETURNS BY OPPONENT

**SEASON**

5.5	2001 (33-183)
6.4	2008 (38-245)
7.1	1998 (40-284)

## MOST TOUCHDOWNS ON PUNT RETURNS

**SEASON**

2	2007, 2004, 2000, 1998, 1997
1	2013, 2012, 2011, 2002

**GAME**

2	12/24/00 vs. NYJ 12/7/97 vs. Sea.
1	10 times, last 9/22/13 vs. Hou.

## MOST TDs ON PUNT RETURNS BY OPPONENT

**SEASON**

2	2011, 2002
1	2009, 2005, 1999, 1998

**GAME**

1	8 times, last 12/24/11 vs. Cle.
---	---------------------------------

## KICKOFF RETURNS

### MOST KICKOFF RETURNS

**SEASON**

86	1996
71	1997
69	1998

**GAME**

10	12/13/98 vs. Min.
9	9/10/00 vs. Jax.
8	6 times, last 10/18/09 at Min.

### FEWEST KICKOFF RETURNS

**SEASON**

42	2011
44	2013
45	2006, 2000
50	2008
54	1999



# TEAM RECORDS

## MOST KICKOFF RETURNS BY OPPONENT

<b>SEASON</b>
77 2009
76 2008
75 2006
<b>GAME</b>
9 12/13/09 vs. Det.
12/19/05 vs. GB
12/2/01 vs. Ind.

## FEWEST KICKOFF RETURNS BY OPPONENT

<b>SEASON</b>
36 2011
37 2012
38 2013, 2010

## MOST YARDS, KICKOFF RETURNS

<b>SEASON</b>
1,734 1996
1,700 1998
1,636 2012
<b>GAME</b>
367 12/13/98 vs. Min.
233 12/13/10 at Hou.
201 10/21/12 at Hou.

## FEWEST YARDS, KICKOFF RETURNS

<b>SEASON</b>
1,005 2000
1,007 2008
1,046 2006
<b>GAME</b>
0 6 times, last 9/15/13 vs. Cle.

## MOST YARDS, KICKOFF RETURNS BY OPPONENT

<b>SEASON</b>
1,720 2008
1,636 2006
1,565 2009
<b>GAME</b>
245 11/18/07 vs. Cle.
244 11/10/02 vs. Cin.
237 11/2/08 at Cle.
1/2/05 vs. Mia.

## FEWEST YARDS, KICKOFF RETURNS BY OPP.

<b>SEASON</b>
859 2012
873 2013
987 2010
<b>GAME</b>
0 8 times, last 9/29/13 at Buf.

## HIGHEST AVERAGE, KICKOFF RETURNS

<b>SEASON</b>
27.3 2012 (60-1,636)
26.4 2013 (44-1,163)
26.2 2009 (59-1,547)

## LOWEST AVERAGE, KICKOFF RETURNS

<b>SEASON</b>
20.1 2008 (50-1,007)
20.2 1997 (71-1,435), 1996 (86-1,734)
20.3 1999 (54-1,098)

## HIGHEST AVERAGE, KICKOFF RETURNS BY OPPONENT

<b>SEASON</b>
29.2 2011 (36-1,050)
26.0 2010 (38-987)
23.7 2007 (61-1,444)

## LOWEST AVERAGE, KICKOFF RETURNS BY OPPONENT

<b>SEASON</b>
20.0 1996 (70-1,402)
20.3 2009 (77-1,565)
20.5 1998 (57-1,168)

## MOST TOUCHDOWNS ON KICKOFF RETURNS

<b>SEASON</b>
2 2012, 1998
<b>GAME</b>
*2 12/13/98 vs. Min. * Ties NFL Record

## MOST TDs ON KICKOFF RETURNS BY OPPONENT

<b>SEASON</b>
2 2008, 2004, 1998
1 2011, 2003, 2002, 1997
<b>GAME</b>
1 10 times, last 10/2/11 vs. NYJ

## FUMBLES

### MOST FUMBLES

<b>SEASON</b>
37 2003, 1997
35 2007
34 2002
<b>GAME</b>
7 10/13/02 at Ind.
10/22/00 vs. Ten.
5 10 times, last 12/20/08 at Dal.

### FEWEST FUMBLES

<b>SEASON</b>
14 2012
15 2013
19 2009

### MOST FUMBLES BY OPPONENT

<b>SEASON</b>
45 2000
29 2003
28 2005
<b>GAME</b>
8 10/8/00 at Jax.
5 6 times, last 10/2/11 vs. NYJ

### FEWEST FUMBLES BY OPPONENT

<b>SEASON</b>
12 2007
17 1998
20 2009

### MOST FUMBLES LOST

<b>SEASON</b>
26 2007
19 2003
18 2002
<b>GAME</b>
5 12/13/98 vs. Min.
4 4 times, last 11/11/07 vs. Cin.

### FEWEST FUMBLES LOST

<b>SEASON</b>
5 2012
6 2013
7 2000

### MOST FUMBLES LOST BY OPPONENT

<b>SEASON</b>
26 2000
17 2003
15 2005
<b>GAME</b>
4 4 times, last 9/11/11 vs. Pit.

### FEWEST FUMBLES LOST BY OPPONENT

<b>SEASON</b>
6 2007, 2002, 1998
7 1996
8 2013, 2010, 2008

### MOST OWN FUMBLES RECOVERED

<b>SEASON</b>
20 1997
19 2008, 2000
18 2003

## FEWEST OWN FUMBLES RECOVERED

<b>SEASON</b>
9 2013, 2012, 2007
10 2009, 1996
12 2011, 2010, 2006

## MOST OPPONENTS FUMBLES RECOVERED

<b>SEASON</b>
26 2000
17 2003
15 2005
<b>GAME</b>
4 4 times, last 9/11/11 vs. Pit.

## FEWEST OPPONENTS FUMBLES RECOVERED

<b>SEASON</b>
5 1998
6 2007, 2002
7 1996

## MOST TDs, FUMBLES RECOVERED, OWN & OPPONENT

<b>SEASON</b>
3 2011
2 2005, 2004
1 2009, 2008, 2006, 2003, 2002, 2001
<b>GAME</b>
2 10/2/11 vs. NYJ
1 11 times, last 9/25/11 at STL

## MOST TDs, OWN FUMBLES RECOVERED

<b>SEASON</b>
1 2004, 2003, 2002
<b>GAME</b>
1 12/5/04 vs. Cin.
9/21/03 at SD
12/29/02 at Pit.

## MOST TDs, OPPONENTS FUMBLES RECOVERED

<b>SEASON</b>
3 2011
2 2005
1 2009, 2008, 2006, 2004, 2001
<b>GAME</b>
2 10/2/11 vs. NYJ
1 8 times, last 9/25/11 at STL

## INTERCEPTIONS

### MOST INTERCEPTIONS

<b>SEASON</b>
28 2006
26 2008
25 2002
<b>GAME</b>
5 10/14/07 vs. STL
4 11 times, last 12/29/13 at Cin.

### FEWEST INTERCEPTIONS

<b>SEASON</b>
11 2005
13 2012
15 2011, 1996

### MOST INTERCEPTIONS BY OPPONENT

<b>SEASON</b>
23 2013
21 2005
20 2001, 1999, 1996
<b>GAME</b>
5 9/29/13 at Buf.
4 6 times, last 9/19/10 at Cin.

### FEWEST INTERCEPTIONS BY OPPONENT

<b>SEASON</b>
10 2010
11 2012, 2004
12 2011, 2008

### MOST CONSECUTIVE GAMES W/ INTERCEPTIONS

10 2005-06 (game 16 in '05 through 1st 9 in '06)
9 2010-11 (game 12 in '10 through 1st 4 in '11)
2006 (games 1-9)

# TEAM RECORDS

## MOST CONSECUTIVE GAMES W/ INTs BY OPPONENT

9	2001 (games 5-13)
7	1998 (games 5-11) 1996-97 (last 4 through 1st 3)

## MOST INTERCEPTION YARDS

SEASON	
700	2004
544	2006
511	2003

GAME	
183	12/24/00 vs. NYJ
162	11/23/08 vs. Phi.
156	10/24/04 vs. Buf.

## FEWEST INTERCEPTION YARDS

SEASON	
147	1996
160	2013
161	1998

## MOST INTERCEPTION YARDS BY OPPONENT

SEASON	
349	1996
331	2001
293	2007

GAME	
108	10/21/99 vs. KC
103	12/19/04 at Ind.
100	11/18/07 vs. Cle.

## FEWEST INTERCEPTION YARDS BY OPPONENT

SEASON	
104	2008
118	1997
142	2006

## MOST TDs ON INTERCEPTIONS

SEASON	
5	2008, 2006, 2004
4	2003, 1999
3	2010

GAME	
2	11/21/10 at Car. 10/29/06 at NO
1	38 times, last 9/22/13 vs. Hou.

## MOST TDs ON INTERCEPTIONS BY OPPONENT

SEASON	
4	2013
3	2012, 2005, 2001, 1999, 1996
2	2000

GAME	
2	10/21/99 vs. KC
1	23 times, last 12/29/13 at Cin.

## PENALTIES

### FEWEST PENALTIES

SEASON	
89	2001
90	2010
92	2011
GAME	
1	5 times, last 12/26/10 at Cle.

### MOST PENALTIES

SEASON	
139	2005
126	2003
125	1999
GAME	
21	10/9/05 at Det.
14	9/23/12 vs. NE 11/23/03 vs. Sea. 11/15/98 at SD

### FEWEST PENALTIES BY OPPONENT

SEASON	
79	2006
84	2007, 2000
88	2009

GAME	
0	12/23/07 at Sea.
1	11/11/10 at Atl. 12/20/09 vs. Chi. 12/8/96 at Cin.

### MOST PENALTIES BY OPPONENT

SEASON	
126	2013
122	1999, 1998
117	2010

GAME	
16	11/15/98 at SD
15	10/10/99 at Ten. 11/21/99 at Cin.
14	4 times, last 9/22/13 vs. Hou.

### FEWEST PENALTIES, BOTH TEAMS

GAME	
3	12/26/10, Bal. (1) at Cle. (2)
4	9/8/96, Bal. (1) at Pit. (3)
5	12/20/09, Bal. (4) vs. Chi. (1) 12/16/07, Bal. (1) at Mia. (4) 12/8/96, Bal. (4) at Cin. (1)

### MOST PENALTIES, BOTH TEAMS

GAME	
30	11/15/98, Bal. (14) at SD (16)
28	10/9/05, Bal. (21) at Det. (7)
24	9/22/13, Bal. (10) vs. Hou. (14) 9/23/12, Bal. (14) vs. NE (10) 10/10/99, Bal. (9) at Ten. (15)

### FEWEST YARDS PENALIZED

SEASON	
673	2010
728	2001
730	2000

GAME	
5	12/26/10 at Cle. 12/16/07 at Mia. 11/10/02 vs. Cin.
10	11/29/98 vs. Ind. 9/8/96 at Pit.

### MOST YARDS PENALIZED

SEASON	
1,127	2012
1,094	2009
1,067	2005
GAME	
147	10/9/05 at Det.
146	10/6/96 vs. NE
135	9/23/12 vs. NE & 12/7/09 at GB

### FEWEST YARDS OPPONENT PENALIZED

SEASON	
535	2000
580	2006
728	2007

GAME	
0	12/23/07 at Sea.
5	11/11/10 at Atl. 12/8/96 at Cin. 9/23/12 vs. Chi.

### MOST YARDS OPPONENT PENALIZED

SEASON	
1,196	2013
1,118	1999
1,032	2011
GAME	
212	10/10/99 at Ten.
175	12/7/09 at GB
146	11/15/98 at SD

### FEWEST YARDS PENALIZED, BOTH TEAMS

GAME	
25	12/26/10, Bal. (5) at Cle. (20)
30	12/16/07, Bal. (5) at Mia. (25) 9/8/96, Bal. (10) at Pit. (20)
35	12/20/09, Bal. (26) vs. Chi. (9) 12/10/00, Bal. (15) vs. SD (20) 11/16/97, Bal. (15) vs. Phi. (20)

## MOST YARDS PENALIZED, BOTH TEAMS

GAME	
310	12/7/09, Bal. (135) at GB (175)
293	10/10/99, Bal. (81) at Ten. (212)
252	11/15/98, Bal. (106) at SD (146)

## TURNOVERS

### MOST TURNOVERS

SEASON	
40	2007
38	2003
36	2005, 2001
GAME	
7	11/9/03 at STL 11/9/97 at Pit.
6	4 times, last 11/11/07 vs. Cin.

### FEWEST TURNOVERS

SEASON	
16	2012
20	2010
21	2008

### MOST TURNOVERS BY OPPONENT

SEASON	
49	2000
41	2003
40	2006
GAME	
7	9/11/11 vs. Pit.
6	6 times, last 12/20/09 vs. Chi.

### FEWEST TURNOVERS BY OPPONENT

SEASON	
22	1996
23	2007, 1998
24	2013

### MOST TURNOVERS, BOTH TEAMS

SEASON	
79	2003
75	2000
64	2001

GAME	
11	11/9/03, Bal. (7) at STL (4)

### MOST TDs BY RAVENS OFF TURNOVERS

SEASON	
7	2004 (5 INTs, 2 FRs)
6	2008 (5 INTs, 1 FR) 2006 (5 INTs, 1 FR)
4	2011 (3 FRs, 1 INT), 2003 (4 INTs), 1999 (4 INTs)

GAME	
3	10/2/11 vs. NYJ (2 FRs, 1 INT)
2	11/21/10 at Car. (2 INTs) 10/29/06 at NO (2 INTs)
1	40 times, last 9/22/13 vs. Hou. (1 INT)

### MOST TDs BY OPPONENT OFF TURNOVERS

SEASON	
5	2013 (4 INTs, 1 FR)
4	1999 (3 INTs, 1 FR), 1996 (3 INTs, 1 FR)
3	2012, (3 INTs), 2008, (2 FRs, 1 INT), 2007 (2 FRs, 1 INT), 2005 (3 INTs), 2001 (3 INTs)

GAME	
2	12/22/13 vs. NE (1 INT, 1 FR) 10/21/99 vs. KC (2 INTs)
1	35 times, last 12/29/13 at Cin.



# OPPONENT SINGLE-GAME BESTS

## SCORING

### MOST POINTS

- 21 Shayne Graham 11/11/07 vs. Cin. (7 FGs)
- 20 Gary Anderson 12/13/98 vs. Min. (6 FGs, 2 PATs)
- 18 8 times, last by Lee Evans 10/24/10 vs. Buf. (3 receiving)

### MOST TOUCHDOWNS

- 3 Lee Evans 10/24/10 vs. Buf. (3 receiving)
- Joseph Addai 12/9/07 vs. Ind. (2 rush, 1 receiving)
- Deuce McAllister 12/8/02 vs. NO (3 rushing)
- Jimmy Smith 9/10/00 vs. Jax. (3 receiving)
- Karim Abdul-Jabbar 10/19/97 vs. Mia. (3 rushing)
- Tony Martin 9/28/97 at SD (3 receiving)
- Ed McCaffrey 10/20/96 at Den. (3 receiving)

### MOST PATs ATTEMPTED

- 7 Matt Prater 9/5/13 at Den.
- 6 4 times, last by Adam Vinatieri 12/9/07 vs. Ind.

### MOST PATs MADE

- 7 Matt Prater 9/5/13 at Den.
- 6 4 times, last by Adam Vinatieri 12/9/07 vs. Ind.

### MOST FGs ATTEMPTED

- 7 Shayne Graham 11/11/07 vs. Cin.
- 6 Gary Anderson 12/13/98 vs. Min.
- 5 12 times, last by Mason Crosby 10/13/13 vs. GB

### MOST FGs MADE

- 7 Shayne Graham 11/11/07 vs. Cin.
- 6 Gary Anderson 12/13/98 vs. Min.
- 5 7 times by 6 different players, last by Phil Dawson 11/4/12 at Cle.

### LONGEST FG ATTEMPTED

- 60 John Hall 9/13/98 at NYJ
- 57 Caleb Sturgis 10/6/13 at Mia.
- Mike Vanderjagt 10/13/02 at Ind.
- 54 Josh Scobee (2) 10/24/11 at Jax.
- Phil Dawson 11/2/08 at Cle.
- Nate Kaeding 10/1/06 vs. SD

### LONGEST FG MADE

- 54 Josh Scobee (2) 10/24/11 at Jax.
- Phil Dawson 11/2/08 at Cle.
- Nate Kaeding 10/1/06 vs. SD
- 53 Ryan Succop 9/13/09 vs. KC
- Mike Vanderjagt 11/29/98 vs. Ind.

## RUSHING

### MOST RUSHING ATTEMPTS

- 36 Ricky Williams 11/16/03 at Mia.
- 34 Cedric Benson 11/8/09 at Cin.
- 33 Priest Holmes 10/4/04 vs. KC
- 32 Marshawn Lynch 11/13/11 at Sea.
- Deuce McAllister 12/8/02 vs. NO

### MOST YARDS RUSHING

- 194 Terrell Davis 10/20/96 at Den.
- 192 Marshall Faulk 11/29/98 vs. Ind.
- 163 James Allen 12/20/98 at Chi.
- 155 Domanick Davis (Williams) 12/4/05 vs. Hou.
- 151 Fred Taylor 10/20/02 vs. Jax.

### HIGHEST RUSHING AVERAGE (MIN. 10 CARRIES)

- 11.3 Marshall Faulk 11/29/98 vs. Ind.
- 7.4 Sammy Morris 1/2/05 vs. Mia.
- 7.1 James Allen 12/20/98 at Chi.
- 6.9 Terrell Davis 10/20/96 at Den.
- 6.6 DeMarco Murray 10/14/12 vs. Dal.
- Brandon Jacobs 11/16/08 at NYG

### LONGEST RUSH FROM SCRIMMAGE

- 77 Ahmad Bradshaw 11/16/08 at NYG
- 77 Shawn Bryson 10/9/05 at Det.
- 74t Kordell Stewart 10/5/97 vs. Pit
- 71t Terrell Davis 10/20/96 at Den.
- 68t Marshall Faulk 11/29/98 vs. Ind.

### MOST RUSHING TDs

- 3 Deuce McAllister 12/8/02 vs. NO
- Karim Abdul-Jabbar 10/19/97 vs. Mia.
- 2 19 times by 18 players, last by LeGarrette Blount 12/22/13 vs. NE

## PASSING

### MOST PASSING ATTEMPTS

- 69 Vinny Testaverde 12/24/00 vs. NYJ
- 62 Matt Schaub 12/13/10 at Hou.
- 55 Randall Cunningham 12/13/98 vs. Min.
- 53 Brian Griese 9/30/02 vs. Den.
- 52 Brandon Weeden 9/27/12 vs. Cle.
- Carson Palmer 9/26/04 at Cin.

### MOST PASS COMPLETIONS

- 36 Vinny Testaverde 12/24/00 vs. NYJ
- 35 Brian Griese 9/30/02 vs. Den.
- 32 Carson Palmer 1/2/11 vs. Cin.
- Matt Ryan 11/11/10 at Atl.
- Randall Cunningham 12/13/98 vs. Min.

### MOST YARDS PASSING

- 481 Vinny Testaverde 12/24/00 vs. NYJ
- 462 Peyton Manning 9/5/13 at Den.
- 436 Philip Rivers 9/20/09 at SD
- 393 Matt Schaub 12/13/10 at Hou.
- 386 Mark Brunell 9/10/00 vs. Jax.

### HIGHEST COMPLETION PERCENTAGE

- 83.9 Elvis Grbac 11/17/96 at SF (26-31)
- 83.3 Rob Johnson 8/31/97 vs. Jax. (20-24)
- 80.6 Carson Palmer 12/5/04 vs. Cin. (29-36)
- 79.4 Brett Favre 10/14/01 at GB (27-34)

### LONGEST COMPLETION

- 90t Kordell Stewart to Bobby Shaw 12/16/01 vs. Pit.
- 88t Brian St. Pierre to David Gettis 11/21/10 at Car.
- 82t Jon Kitna to Chad Johnson 10/19/03 at Cin.
- 81t Philip Rivers to Darren Sproles 9/20/09 at SD
- 81t Josh Miller to Chris Hope 12/28/03 vs. Pit.

### MOST TD PASSES

- 7 Peyton Manning 9/5/13 at Den.
- 5 Ben Roethlisberger 11/5/07 at Pit.
- Matt Hasselbeck 11/23/03 vs. Sea.
- 4 3 times, last by Ryan Fitzpatrick 10/24/10 vs. Buf.

### MOST INTERCEPTIONS THROWN

- 5 Gus Frerotte 10/14/07 vs. STL
- 4 4 times, last by Andy Dalton 12/29/13 at Cin.

## RECEIVING

### MOST RECEPTIONS

- 15 Jimmy Smith 9/10/00 vs. Jax.
- 14 Anquan Boldin 9/23/07 vs. Ari.
- 13 Dez Bryant 10/14/12 vs. Dal.

### HIGHEST AVG. GAIN PER RECEPTION (MIN. 3)

- 38.8 Tony Martin 9/28/97 at SD (4-155)
- 36.5 Chris Chambers 1/2/05 vs. Mia. (4-146)
- 36.3 Greg Camarillo 12/16/07 at Mia. (3-109)
- 32.7 Larry Fitzgerald 10/30/11 vs. Ari. (3-98)
- 32.3 Braylon Edwards 9/30/07 at Cle. (3-97)
- Plaxico Burress 12/26/04 at Pit. (3-97)

### MOST RECEIVING YARDS

- 291 Jimmy Smith 9/10/00 vs. Jax.
- 229 Isaac Bruce 10/27/96 vs. STL - OT
- 189 Steve Smith 10/15/06 vs. Car.
- 181 Anquan Boldin 9/23/07 vs. Ari.
- 176 Sidney Rice 10/18/09 at Min.

### MOST TOUCHDOWN RECEPTIONS

- 3 Lee Evans 10/24/10 vs. Buf.
- Jimmy Smith 9/10/00 vs. Jax.
- Tony Martin 9/28/97 at SD
- Ed McCaffrey 10/20/96 at Den.

## INTERCEPTIONS

### MOST INTERCEPTIONS

- 3 Anthony Henry 11/18/01 vs. Cle.
- 2 22 times, last by Dre Kirkpatrick 12/29/13 at Cin.

### MOST INTERCEPTION RETURN YARDAGE

- 100 Brodney Pool 11/18/07 vs. Cle. (1 TD ret.)
- 98 Chris Harris 12/16/12 vs. Den. (1 TD ret.)
- 97 Derrick Brooks 9/15/02 vs. TB (1 TD ret.)
- 87 Perry Phenix 11/12/00 at Ten. (1 TD ret.)

### HIGHEST AVG. ON INT. RETURN YARDAGE (MIN. 2)

- 37.0 Gary Brackett 12/9/07 vs. Ind. (2-74)
- 30.0 Aaron Ross 11/16/08 at NYG (2-60)
- 29.5 Jerametrius Butler 11/9/03 at STL (2-59)
- James Hasty 10/21/99 vs. KC (2-59)

### LONGEST INTERCEPTION RETURN

- 100t Brodney Pool 11/18/07 vs. Cle.
- 98t Chris Harris 12/16/12 vs. Den.
- 97t Derrick Brooks 9/15/02 vs. TB

### INTERCEPTION RETURN TOUCHDOWNS

- 1 25 times, last by Dre Kirkpatrick 12/29/13 at Cin.

## SACKS

### MOST SACKS

- 4 Antwan Barnes 12/18/11 at SD
- 3.5 James Harrison 11/5/07 at Pit.
- Gerald Dixon 12/21/97 at Cin.
- 3 13 times, last by Vincent Rey 11/10/13 vs. Cin.

### MOST SACK YARDAGE

- 30.0 James Harrison 9/29/08 at Pit. (2.5 sacks)
- 25.5 James Harrison 11/5/07 at Pit. (3.5 sacks)
- 25.0 Robert Mathis 10/12/08 at Ind. (3 sacks)
- Kenard Lang 9/12/04 at Cle. (3 sacks)

## PUNTING

### MOST PUNTS

- 11 Kyle Larson 11/30/08 at Cin.
- Tommy Barnhardt 12/19/99 vs. NO
- 10 4 times, last by Craig Henrich 10/7/01 vs. Ten

### HIGHEST GROSS PUNTING AVERAGE (4 PUNTS)

- 57.6 Andy Lee 11/24/11 vs. SF (5 punts)
- 54.8 Tim Masthay 10/13/13 vs. GB (6 punts)
- Shane Lechler 11/11/12 vs. Oak. (4 punts)
- 53.8 Mike Scifres 10/1/06 vs. SD (5 punts)

### LONGEST PUNT

- 74 Andy Lee 10/7/07 at SF
- 71 Mike Scifres 10/1/06 vs. SD
- 70 Mike Scifres 11/25/07 at SD

### MOST PUNTS INSIDE 20

- 8 Bryan Barker 11/14/99 at Jax.
- 5 Britton Colquitt 9/5/13 at Den.
- Matt Turk 11/16/03 at Mia.

## PUNT RETURNS

### MOST PUNT RETURNS

- 7 Alvin Pearman 11/13/05 at Jax.
- 6 13 times, last by Trindon Holliday 12/16/12 vs. Den.

### MOST PUNT RETURN YARDAGE

- 117 Leon Johnson 11/2/97 at NYJ - OT
- 112 Patrick Peterson 10/30/11 vs. Ari.
- 110 Kevin Williams 11/23/97 vs. Ari.

### HIGHEST PUNT RETURN AVERAGE (3 RETURNS)

- 33.3 Richard Crawford 12/9/12 at Was. (3 returns)
- 30.7 Avion Black 12/15/02 at Hou. (3 returns)
- 28.0 Patrick Peterson 10/30/11 vs. Ari. (4 returns)

### LONGEST PUNT RETURN

- 86t Craig Yeast 11/21/99 at Cin.
- 84t Joshua Cribbs 12/24/11 vs. Cle.
- 82t Patrick Peterson 10/30/11 vs. Ari.

### TDs

- 1 8 times, last by Joshua Cribbs 12/24/11 vs. Cle. (84)

## KICKOFF RETURNS

### MOST KICKOFF RETURNS

- 8 Terrence Wilkins 12/2/01 vs. Ind.
- 7 7 times, last by Joshua Cribbs 11/2/08 at Cle.

### MOST KICKOFF RETURN YARDAGE

- 245 Joshua Cribbs 11/18/07 vs. Cle. (7 ret.)
- 237 Joshua Cribbs 11/2/08 at Cle. (7 ret.)
- 228 Brandon Bennett 11/10/02 vs. Cin. (6 ret.)

### HIGHEST KICKOFF RETURN AVERAGE (3 RETURNS)

- 44.3 Quintin Demps 11/23/08 vs. Phi. (4-177)
- 43.0 Will Blackwell 10/5/97 vs. Pit. (3-129)
- 40.3 Dante Hall 9/28/03 vs. KC (3-121)

### LONGEST KICKOFF RETURN

- 107t Joe McKnight 10/2/11 vs. NYJ
- 100t Quintin Demps 11/23/08 vs. Phi.
- 97t 3 times, last by Dante Hall 9/28/03 vs. KC

### TDs

- 1 10 times, last by Joe McKnight 10/2/11 vs. NYJ (107)





# POSTSEASON RECORDS

## SERVICE/SCORING RECORDS

### ABBREVIATIONS

WC - WILD CARD  
D - DIVISIONAL PLAYOFF  
A - AFC CHAMPIONSHIP  
SB - SUPER BOWL

### SERVICE

#### MOST GAMES PLAYED

21 Ray Lewis, 2008-12, 2006, 2003, 2000-01  
15 Ed Reed, 2008-12, 2006, 2003  
**Terrell Suggs, 2008-12, 2006, 2003**  
14 **Sam Koch, 2008-12, 2006**  
**Haloti Ngata, 2008-12, 2006**  
13 **Joe Flacco, 2008-12**  
12 **Ray Rice, 2008-12**  
11 Brendon Ayanbadejo, 2008-12  
Todd Heap, 2008-10, 2006, 2003, 2001  
Jarret Johnson, 2008-11, 2006, 2003  
Matt Stover, 2008, 2006, 2003, 2000-01

#### MOST GAMES, HEAD COACH

13 **John Harbaugh, 2008-12**  
8 Brian Billick, 2006, 2003, 2000-01

#### MOST GAMES WON, HEAD COACH

9 **John Harbaugh, 2008-12**  
5 Brian Billick, 2006, 2003, 2000-01

#### MOST GAMES LOST, HEAD COACH

4 **John Harbaugh, 2008-12**  
3 Brian Billick, 2006, 2003, 2000-01

### SCORING

#### MOST POINTS SCORED

**Career**  
70 Matt Stover (22-22 PATs, 16-19 FGs), 2008, 2006, 2003, 2000-01  
46 Billy Cundiff (13-13 PATs, 11-12 FGs), 2009-11  
36 Anquan Boldin (6 TDs), 2010-12  
**Ray Rice (6 TDs), 2008-12**  
**Game**  
12 Anquan Boldin (1/20/13 at NE) - A  
Billy Cundiff (1/9/11 at KC) - WC  
**Jacoby Jones (2/3/13 at SF) - SB**  
Jamal Lewis (12/31/00 vs. Den.) - A  
Willis McGahee (1/18/09 at Pit.) - A  
**Ray Rice (1/10/10 at NE) - WC**  
**Torrey Smith (1/12/13 at Den.) - D**

#### MOST POINTS BY A ROOKIE

**Season**  
28 **Justin Tucker (16-16 PATs, 4-4 FGs), 2012**  
**Game**  
12 Jamal Lewis (12/31/00 vs. Den.) - WC

#### MOST CONSECUTIVE GAMES SCORING

11 Matt Stover, 2008, 2006, 2003, 2000-01

#### MOST TOUCHDOWNS

**Career**  
6 Anquan Boldin, 2010-12  
**Ray Rice, 2008-12**  
4 Jamal Lewis, 2006, 2003, 2000  
Willis McGahee, 2008-10  
**Dennis Pitta, 2011-12**  
**Game**  
2 Anquan Boldin (1/20/13 at NE) - A  
**Jacoby Jones (2/3/13 at SF) - SB**  
Jamal Lewis (12/31/00 vs. Den.) - WC  
Willis McGahee (1/18/09 at Pit.) - A  
**Ray Rice (1/10/10 at NE) - WC**  
**Torrey Smith (1/12/13 at Den.) - D**

#### MOST TOUCHDOWNS BY A ROOKIE

**Season**  
4 Jamal Lewis, 2000

**Game**  
2 Jamal Lewis (12/31/00 vs. Den.) - WC

#### MOST CONSECUTIVE GAMES SCORING A TD

2 Seven times, last by  
Anquan Boldin (1/20/13 at NE) - A  
through (2/3/13 at SF) - SB  
**Dennis Pitta (1/20/13 at NE) - A**  
through (2/3/13 at SF) - SB

#### MOST (KICKING) PAT ATTEMPTED

**Career**  
22 Matt Stover, 2008, 2006, 2003, 2000-01  
16 **Justin Tucker, 2012**  
13 Billy Cundiff, 2009-11  
**Game**  
5 **Justin Tucker (1/12/13 at Den.) - D**  
4 **Justin Tucker (2/3/13 at SF) - SB**  
**Justin Tucker (1/20/13 at NE) - A**  
Matt Stover (1/28/01 at NYG) - SB

#### MOST (KICKING) PAT MADE

**Career**  
22 Matt Stover, 2008, 2006, 2003, 2000-01  
16 **Justin Tucker, 2012**  
13 Billy Cundiff, 2009-11  
**Game**  
5 **Justin Tucker (1/12/13 at Den.) - D**  
4 **Justin Tucker (2/3/13 at SF) - SB**  
**Justin Tucker (1/20/13 at NE) - A**  
Matt Stover (1/28/01 at NYG) - SB

#### MOST CONSECUTIVE (KICKING) PAT

22 Matt Stover, 2008, 2006, 2003, 2000-01  
16 **Justin Tucker, 2012**  
13 Billy Cundiff, 2009-11

#### HIGHEST (KICKING) PAT PERCENTAGE

**Career**  
1.000 **Justin Tucker (16-16), 2012**  
Billy Cundiff (13-13), 2009-11  
Matt Stover (22-22), 2008, 2006, 2003, 2000-01

#### MOST 2-POINT CONVERSIONS

**Career**  
None  
**Game**  
None

#### MOST FIELD GOALS ATTEMPTED

**Career**  
19 Matt Stover 2008, 2006, 2003, 2000-01  
12 Billy Cundiff, 2009-11  
**Game**  
4 Matt Stover (1/14/01 at Oak.) - A  
3 Billy Cundiff (1/22/12 at NE) - A  
Billy Cundiff (1/9/11 at KC) - WC  
Matt Stover (1/13/02 at Mia.) - D  
Matt Stover (1/28/01 at NYG) - SB

#### MOST FIELD GOALS MADE

**Career**  
16 Matt Stover 2008, 2006, 2003, 2000-01  
11 Billy Cundiff, 2009-11  
**Game**  
3 Billy Cundiff (1/9/11 at KC) - WC  
Matt Stover (1/14/01 at Oak.) - A

#### LONGEST FIELD GOAL

51 Matt Stover (1/13/07 vs. Ind.) - D  
48 Billy Cundiff (1/15/12 vs. Hou.) - D  
47 **Justin Tucker (1/12/13 at Den.) - D (20T)**  
47 Matt Stover (1/28/01 at NYG) - SB

#### LONGEST FIELD GOAL ATTEMPTED

51 Matt Stover (1/13/07 vs. Ind.) - D  
48 Billy Cundiff (1/15/12 vs. Hou.) - D  
47 **Justin Tucker (1/12/13 at Den.) - D (20T)**  
47 Matt Stover (1/28/01 at NYG) - SB

#### HIGHEST FIELD GOAL PERCENTAGE

**Career (min. 5 attempts)**  
.917 Billy Cundiff (11-12), 2009-11  
.842 Matt Stover (16-19), 2008, 2006, 2003, 2000-01

#### MOST SAFETIES

**Career**  
None  
**Game**  
None



# POSTSEASON PASSING RECORDS

## TOP 5 CAREER PASSING YARDS

RK	NAME (SEASONS)	ATT.	CMP.	PCT.	YDS.	AVG./		PCT		PCT		SACKS/	
						ATT.	TD	TD	INT.	INT.	LG	YDS.LOST	RATE
1	Flacco, Joe (2008-12)	373	207	55.5	2,672	7.16	19	5.1	8	2.1	70t	27/171	86.2
2	Dilfer, Trent (2000)	73	35	47.9	590	8.08	3	4.1	1	1.4	96t	10/82	83.7
3	Grbac, Elvis (2001)	55	30	54.5	286	5.20	1	1.8	3	5.5	45	4/37	52.5
4	Wright, Anthony (2003)	37	20	54.1	214	5.78	1	2.7	2	5.4	35t	2/13	57.7
5	McNair, Steve (2006)	29	18	62.1	173	5.97	0	0.0	2	6.9	23	2/12	49.9

## LONGEST PASS PLAYS

96t	Trent Dilfer to Shannon Sharpe at Oak., 1/14/01 - A	48t	Joe Flacco to Derrick Mason at Ten., 1/10/09 - D
70t	Joe Flacco to Jacoby Jones at Den., 1/12/13 - D	47	Joe Flacco to Ray Rice vs. Ind., 1/6/13 - WC
59t	Joe Flacco to Torrey Smith at Den., 1/12/13 - D	46	Joe Flacco to Anquan Boldin vs. Ind., 1/6/13 - WC
58t	Trent Dilfer to Shannon Sharpe vs. Den., 12/31/00 - WC	45	Elvis Grbac to Travis Taylor at Mia., 1/13/02 - WC
56t	Joe Flacco to Jacoby Jones at SF, 2/3/13 - SB	44	Trent Diler to Qadry Ismail at NYG, 1/28/01 - SB
56	Trent Dilfer to Shannon Sharpe at Ten., 1/7/01 - D	42	Joe Flacco to Torrey Smith at NE, 1/22/12 - A
50	Joe Flacco to Anquan Boldin vs. Ind., 1/6/13 - WC		

## PASSING RECORDS

### HIGHEST QUARTERBACK PASSER RATING

**Career (min. 60 attempts)**  
**86.2 Joe Flacco, 2008-12**  
 83.7 Trent Dilfer, 2000

**Game (min. 20 attempts)**  
**125.6 Joe Flacco (1/6/13 vs. Ind.) - WC**  
**124.2 Joe Flacco (2/3/13 at SF) - SB**

### MOST PASS ATTEMPTS

**Career**  
**373 Joe Flacco, 2008-12**  
 73 Trent Dilfer, 2000

**Game**  
 37 Elvis Grbac (1/20/02 at Pit.) - D  
 Anthony Wright (1/3/04 vs. Ten.) - WC  
**36 Joe Flacco (1/20/13 at NE) - A**  
 Joe Flacco (1/22/12 at NE) - A

### MOST PASS COMPLETIONS

**Career**  
**207 Joe Flacco, 2008-12**  
 35 Trent Dilfer, 2000

**Game**  
**25 Joe Flacco (1/9/11 at KC) - WC**  
**22 Joe Flacco (2/3/13 at SF) - SB**  
 Joe Flacco (1/22/12 at NE) - A

### MOST PASSING YARDAGE

**Career**  
**2,672 Joe Flacco, 2008-12**  
 590 Trent Dilfer, 2000

**Game**  
**331 Joe Flacco (1/12/13 at Den.) - D**  
**306 Joe Flacco (1/22/12 at NE) - A**  
**287 Joe Flacco (2/3/13 at SF) - SB**

### MOST 300-YARD PASSING GAMES

**Career**  
**2 Joe Flacco, 2008-12**

### LONGEST COMPLETION

96t Trent Dilfer (1/14/01 at Oak.) - A  
**70t Joe Flacco (1/12/13 at Den.) - D**

### HIGHEST COMPLETION PERCENTAGE

**Career**  
 62.1 Steve McNair, 2006  
**55.5 Joe Flacco, 2008-12**

**Game (min. 20 attempts)**  
**73.5 Joe Flacco (1/9/11 at KC) - WC**  
**66.7 Joe Flacco (2/3/13 at SF) - SB**

### HIGHEST AVERAGE GAIN PER ATTEMPT

**Career**  
 8.08 Trent Dilfer, 2000  
**7.16 Joe Flacco, 2008-12**

**Game (min. 20 attempts)**  
**12.26 Joe Flacco (1/6/13 vs. Ind.) - WC**  
**9.74 Joe Flacco (1/12/13 at Den.) - D**

### MOST PASSING TOUCHDOWNS

**Career**  
**19 Joe Flacco, 2008-12**  
 3 Trent Dilfer, 2000

**Game**  
**3 Joe Flacco (2/3/13 at SF) - SB**  
 Joe Flacco (1/20/13 at NE) - A  
 Joe Flacco (1/12/13 at Den.) - D  
**2 Joe Flacco (1/6/13 vs. Ind.) - WC**  
 Joe Flacco (1/22/12 at NE) - A  
 Joe Flacco (1/15/12 vs. Hou.) - D  
 Joe Flacco (1/9/11 at KC) - WC

### MOST GAMES, 4 TD PASSES

**Career**  
 None

### MOST GAMES, 3 OR MORE TD PASSES

**Career**  
**3 Joe Flacco, 2008-12**

**MOST CONSECUTIVE GAMES, TD PASSES**  
**8 Joe Flacco (1/9/11 at KC) - WC**  
 through (2/3/13 at SF) - SB  
 2 Trent Dilfer (1/14/01 at Oak.) - A  
 through (1/28/01 at NYG) - SB

### MOST CONSECUTIVE PASSES ATTEMPTED, NONE INTERCEPTED

**137 Joe Flacco (1/22/12 at NE) - A**  
 through (2/3/13 at SF) - SB  
**60 Joe Flacco (1/15/11 at Pit.) - D**  
 through (1/22/12 at NE) - A

### MOST PASSES HAD INTERCEPTED

**Career**  
**8 Joe Flacco, 2008-12**  
 3 Elvis Grbac, 2001

**Game**  
**3 Joe Flacco (1/18/09 at Pit.) - A**  
 Elvis Grbac (1/20/02 at Pit.) - D

### MOST PASS ATTEMPTS, NO INTERCEPTIONS

**Game**  
**36 Joe Flacco (1/20/13 at NE) - A**  
**34 Joe Flacco (1/12/13 at Den.) - D**  
 Joe Flacco (1/9/11 at KC) - WC

### LOWEST PERCENTAGE, PASSES HAD INTERCEPTED

**Career**  
 1.4 Trent Dilfer (1 in 73), 2000  
**2.1 Joe Flacco (8 in 373), 2008-12**

### MOST TIMES SACKED


**Career**  
**27 Joe Flacco, 2008-12**  
 10 Trent Dilfer, 2000

**Game**  
**5 Joe Flacco (1/15/12 vs. Hou.) - D**  
 Joe Flacco (1/15/11 at Pit.) - D

## ALL 200-YARD GAMES

331	Joe Flacco at Den, 1/12/13 (18 of 34) - D
306	Joe Flacco at NE, 1/22/12 (22 of 36) - A
287	Joe Flacco at SF, 2/3/13 (22 of 33) - SB
282	Joe Flacco vs. Ind., 1/6/13 (12 of 23) - WC
265	Joe Flacco at KC, 1/9/11 (25 of 34) - WC
240	Joe Flacco at NE, 1/22/13 (21 of 36) - A
214	Anthony Wright vs. Ten., 1/3/04 (20 of 37) - WC

Current Ravens in Bold



# POSTSEASON RECEIVING RECORDS

## TOP 10 CAREER RECEIVING YARDS

RANK	NAME (SEASONS)	REC	YDS	AVG	LG	TD
1	Boldin, Anquan (2010-12)	38	616	16.2	50	6
2	Heap, Todd (2001, 2003, 2006, 2008-10)	32	385	12.0	35t	2
3	<b>Smith, Torrey (2011-12)</b>	<b>15</b>	<b>324</b>	<b>21.6</b>	<b>59t</b>	<b>3</b>
4	Sharpe, Shannon (2000-01)	15	309	20.6	96t	2
5	<b>Rice, Ray (2008-12)</b>	<b>37</b>	<b>296</b>	<b>8.0</b>	<b>47</b>	<b>1</b>
6	Mason, Derrick (2006, 2008-10)	20	289	14.5	48t	1
7	<b>Pitta, Dennis (2010-12)</b>	<b>21</b>	<b>233</b>	<b>11.1</b>	<b>24</b>	<b>4</b>
8	Ismail, Qadry (2000-01)	11	174	15.8	44	0
9	Clayton, Mark (2006, 2008-09)	13	169	13.0	37	0
10	Taylor, Travis (2001, 2003)	13	158	12.2	45	1

## ALL 100-YARD GAMES

145	Anquan Boldin vs. Ind., 1/6/13 - WC
108	Todd Heap at KC, 1/9/11 - WC
104	Anquan Boldin at SF, 2/3/13 - SB
101	Anquan Boldin at NE, 1/22/12 - A

Current Ravens in Bold

## LONGEST RECEPTIONS

96t	Trent Diler to Shannon Sharpe at Oak., 1/14/01 - A	48t	Joe Flacco to Derrick Mason at Ten., 1/10/09 - D
70t	<b>Joe Flacco to Jacoby Jones at Den., 1/12/13 - D</b>	47	<b>Joe Flacco to Ray Rice vs. Ind., 1/6/13 - WC</b>
59t	<b>Joe Flacco to Torrey Smith at Den., 1/12/13 - D</b>	46	<b>Joe Flacco to Anquan Boldin vs. Ind., 1/6/13 - WC</b>
58t	Trent Diler to Shannon Sharpe vs. Den., 12/31/00 - WC	45	Elvis Grbac to Travis Taylor at Mia., 1/13/02 - WC
56t	<b>Joe Flacco to Jacoby Jones at SF, 2/3/13 - SB</b>	44	Trent Diler to Qadry Ismail at NYG, 1/28/01 - SB
56	Trent Diler to Shannon Sharpe at Ten., 1/7/01 - D	42	<b>Joe Flacco to Torrey Smith at NE, 1/22/12 - A</b>
50	<b>Joe Flacco to Anquan Boldin vs. Ind., 1/6/13 - WC</b>		

## RECEIVING RECORDS

### MOST RECEPTIONS

<b>Career</b>	
38	Anquan Boldin, 2010-12
37	<b>Ray Rice, 2008-12</b>
32	Todd Heap, 2008-10, 2006, 2003, 2001
<b>Game</b>	
10	Todd Heap (1/9/11 at KC) - WC
9	<b>Ray Rice (1/16/10 at Ind.) - D</b>
7	<b>Ray Rice (1/15/11 at Pit.) - D</b>
	Travis Taylor (1/3/04 vs. Ten.) - WC

### MOST RECEIVING YARDAGE

<b>Career</b>	
616	Anquan Boldin, 2010-12
385	Todd Heap, 2008-10, 2006, 2003, 2001
324	<b>Torrey Smith, 2011-12</b>
<b>Game</b>	
145	Anquan Boldin (1/6/13 vs. Ind.) - WC
108	Todd Heap (1/9/11 at KC) - WC
104	Anquan Boldin (2/3/13 at SF) - SB

### MOST GAMES, 100 OR MORE YARDS, RECEIVING

<b>Career</b>	
3	Anquan Boldin, last 2/3/13 at SF - SB
1	Todd Heap (108 yards, 1/9/11 at KC) - WC

### LONGEST PASS RECEPTION


96t	Shannon Sharpe (1/14/01 at Oak.) - A
70t	<b>Jacoby Jones (1/12/13 at Den.) - D</b>
59t	<b>Torrey Smith (1/12/13 at Den.) - D</b>

### AVERAGE GAIN PER RECEPTION

<b>Career (Min. 10 rec.)</b>	
21.6	<b>Torrey Smith (15-324), 2011-12</b>
20.6	Shannon Sharpe (6-309), 2000-01
16.2	Anquan Boldin (38-616), 2010-12
<b>Game (min. 3 rec.)</b>	
32.7	<b>Torrey Smith (3-98, 1/12/13 at Den.) - D</b>
29.0	Anquan Boldin (5-145, 1/6/13 vs. Ind.) - WC
27.3	<b>Torrey Smith (3-82, 1/22/12 at NE) - A</b>
24.3	Shannon Sharpe (3-73, 12/31/00 vs. Den.) - WC

### MOST TD RECEPTIONS

<b>Career</b>	
6	Anquan Boldin, 2010-12
4	<b>Dennis Pitta, 2010-12</b>
3	<b>Torrey Smith, 2011-12</b>
2	Todd Heap, 2008-10, 2006, 2003, 2001
	<b>Jacoby Jones, 2012</b>
	Shannon Sharpe, 2000-01
<b>Game</b>	
2	Anquan Boldin (1/20/13 at NE) - A
	<b>Torrey Smith (1/12/13 at Den.) - D</b>





# POSTSEASON RUSHING RECORDS

## TOP 10 CAREER RUSHING YARDS

RANK	NAME (SEASONS)	ATT	YDS	AVG	LG	TD
1	<b>Rice, Ray (2008-12)</b>	191	750	3.9	83t	5
2	Lewis, Jamal (2000, 2001, 2003, 2006)	130	426	3.3	27t	4
3	McGahee, Willis (2008-10)	75	271	3.6	48	4
4	<b>Pierce, Bernard (2012)</b>	39	202	5.2	43	0
5	Allen, Terry (2001)	29	120	4.1	13	1
6	McClain, Le'Ron (2008-10)	39	102	2.6	11	2
7	<b>Flacco, Joe (2008-12)</b>	42	79	1.9	14	1
8	Brookins, Jason (2001)	14	71	5.1	18	0
9	Williams, Ricky (2011)	12	49	4.1	9	0
10	Holmes, Priest (2000)	18	45	2.5	11	0
10	Williams, Moe (2001)	9	29	3.2	9	0

## LONGEST RUNS

83t	<b>Ray Rice at NE, 1/10/10 - WC</b>	27t	Jamal Lewis vs. Den., 12/31/00 - WC
48	Willis McGahee at Mia., 1/4/09 - WC	25t	Willis McGahee vs. KC, 1/9/11 - WC
43	<b>Bernard Pierce vs. Ind., 1/6/13 - WC</b>	20	<b>Ray Rice at Den., 1/12/13 - D</b>
32	<b>Ray Rice at Den., 1/12/13 - D</b>	20	<b>Ray Rice at Ind., 1/16/10 - D</b>

## ALL 100-YARD GAMES

159	<b>Ray Rice at NE, 1/10/10 (22 car.) - WC</b>
131	<b>Ray Rice at Den., 1/12/13 (30 car.) - D</b>
110	Jamal Lewis vs. Den., 12/31/00 (30 car.) - WC
109	Terry Allen at Mia., 1/13/02 (25 car.) - WC
103	<b>Bernard Pierce vs. Ind., 1/6/13 (13 car.) - WC</b>
102	Jamal Lewis at NYG, 1/28/01 (27 car.) - SB

Current Ravens in Bold

## RUSHING RECORDS

### MOST RUSHING ATTEMPTS

<b>Career</b>	191 <b>Ray Rice, 2008-12</b>
	130 Jamal Lewis, 2006, 2003, 2000
<b>Game</b>	30 <b>Ray Rice (1/12/13 at Den.) - D</b>
	Jamal Lewis (12/31/00 vs. Den.) - WC

### MOST YARDAGE

<b>Career</b>	750 <b>Ray Rice, 2008-12</b>
	426 Jamal Lewis, 2006, 2003, 2000
<b>Game</b>	159 <b>Ray Rice (1/10/10 at NE) - WC</b>
	131 <b>Ray Rice (1/12/13 at Den.) - D</b>

### MOST 100-YARD RUSHING GAMES

<b>Career</b>	2 <b>Ray Rice, 2008-12</b>
	2 Jamal Lewis, 2003, 2000
	1 Terry Allen, 2001
	<b>Bernard Pierce, 2012</b>

### LONGEST RUN FROM SCRIMMAGE

83t	<b>Ray Rice (1/10/10 at NE) - WC</b>
48	Willis McGahee (1/4/09 at Mia.) - WC

### MOST RUSHING TOUCHDOWNS

<b>Career</b>	5 <b>Ray Rice (2008-12)</b>
	4 Jamal Lewis, 2006, 2003, 2000
	Willis McGahee, 2008-10
<b>Game</b>	2 Jamal Lewis (12/31/00 vs. Den.) - WC
	Willis McGahee (1/18/09 at Pit.) - A
	<b>Ray Rice (1/10/10 at NE) - WC</b>

### MOST CONSECUTIVE GAMES WITH A RUSHING TOUCHDOWN

2	<b>Ray Rice (1/12/13 at Den.) - D</b>
	<b>through (1/20/13 at NE) - A</b>
	Jamal Lewis (12/31/00 vs. Den.) - WC
	through (1/07/01 at Ten.) - D
	Willis McGahee (1/18/09 at Pit.) - A
	through (1/10/10 at NE) - WC

### HIGHEST RUSHING AVERAGE

<b>Career (min. 30 carries)</b>	5.2 <b>Bernard Pierce, 2012</b>
	3.9 <b>Ray Rice, 2008-12</b>
	3.6 Willis McGahee, 2008-10
<b>Game (min. 10 carries)</b>	7.9 <b>Bernard Pierce (1/6/13 vs. Ind.) - WC</b>
	7.2 <b>Ray Rice (1/10/10 at NE) - WC</b>



# POSTSEASON YARDS RECORDS

## TOP 5 CAREER COMBINED YARDS

RANK	NAME (SEASONS)	NO	YDS	AVG	TD
1	<b>Rice, Ray (2008-12)</b>	230	1,079	4.7	6
2	<b>Jones, Jacoby (2012)</b>	27	619	22.9	3
3	Boldin, Anquan (2010-12)	38	616	16.2	6
4	Lewis, Jermaine (2000-01)	33	534	16.2	2
5	Lewis, Jamal (2000-01, 2003, 2006)	140	494	3.5	4

## COMBINED YARDS RECORDS

### MOST ATTEMPTS

CAREER	SEASON	GAME
230 <b>Ray Rice, 2008-12</b>	140 Jamal Lewis, 2000-06	85 Willis McGahee, 2008-10
108 Jamal Lewis, 2000	92 <b>Ray Rice, 2012</b>	47 <b>Ray Rice, 2011</b>
32 Jamal Lewis (1/14/01 at Oak.) - A	31 Jamal Lewis (12/31/00 vs. Den.) - WC	30 <b>Ray Rice (1/12/13 at Den.) - D</b>

### MOST YARDAGE GAINED

CAREER	SEASON	GAME
1,079 <b>Ray Rice, 2008-12</b>	619 <b>Jacoby Jones, 2012</b>	*290 <b>Jacoby Jones (2/3/13 at SF) - SB</b>
616 Anquan Boldin, 2010-12	394 <b>Ray Rice, 2012</b>	181 Jermaine Lewis (1/20/02 at Pit.) - D
616 Anquan Boldin, 2010-12	380 Anquan Boldin, 2012	159 <b>Ray Rice (1/10/10 at NE) - WC</b>

## YARDS FROM SCRIMMAGE ALL 100-YARD GAMES

159 <b>Ray Rice at NE, 1/10/10 - WC</b>
145 Anquan Boldin vs. Ind., 1/6/13 - WC
131 <b>Ray Rice at Den., 1/12/13 - D</b>
127 <b>Ray Rice at Ind., 1/16/10 - D</b>
125 Jamal Lewis vs. Den., 12/31/00 - WC
117 <b>Ray Rice vs. Ind., 1/6/13 - WC</b>
109 Terry Allen at Mia., 1/13/02 - WC
108 Todd Heap at KC, 1/9/11 - WC
106 Jamal Lewis at NYG, 1/28/01 - SB
104 Anquan Boldin at SF, 2/3/13 - SB
103 <b>Bernard Pierce vs. Ind., 1/6/13 - WC</b>
101 Anquan Boldin at NE, 1/22/12 - A
100 Jamal Lewis at Oak., 1/14/01 - A

Current Ravens in Bold

\* Super Bowl Record

## TOP 5 CAREER SCRIMMAGE YARDS

RANK	NAME (SEASONS)	RUSH	RUSH YDS	REC	REC YDS	TOTAL ATT	SCRIM YDS
1	<b>Rice, Ray (2008-12)</b>	191	750	37	296	228	1,046
2	Boldin, Anquan (2010-12)	0	0	38	616	38	616
3	Lewis, Jamal (2000-01, 2003, 2006)	130	426	10	68	140	494
4	Heap, Todd (2001, 2003, 2006, 2008-10)	0	0	32	385	32	385
5	McGahee, Willis (2008-10)	75	271	10	70	85	341

## SCRIMMAGE YARDS RECORDS

### MOST ATTEMPTS

CAREER	SEASON	GAME
228 <b>Ray Rice, 2008-12</b>	140 Jamal Lewis, 2000-06	85 Willis McGahee, 2008-10
108 Jamal Lewis, 2000	92 <b>Ray Rice, 2012</b>	47 <b>Ray Rice, 2011</b>
32 Jamal Lewis (1/14/01 at Oak.) - A	31 Jamal Lewis (12/31/00 vs. Den.) - WC	30 <b>Ray Rice (1/12/13 at Den.) - D</b>

### MOST YARDAGE GAINED

CAREER	SEASON	GAME
1,046 <b>Ray Rice, 2008-12</b>	616 Anquan Boldin, 2010-12	159 <b>Ray Rice (1/10/10 at NE) - WC</b>
494 Jamal Lewis, 2000-06	394 <b>Ray Rice, 2012</b>	145 Anquan Boldin (1/6/13 vs. Ind.) - WC
380 Anquan Boldin, 2012	378 Jamal Lewis, 2000	131 <b>Ray Rice (1/12/13 at Den.) - D</b>



# POSTSEASON DEFENSIVE RECORDS

## TOP 5 CAREER INTERCEPTIONS

RANK	NAME (SEASONS)	NO	YDS	AVG	LG	TD
1	Reed, Ed (2003, 2006, 2008-12)	*9	168	18.7	64t	1
2	Starks, Duane (2000-01)	4	119	29.8	49t	1
3t	McAlister, Chris (2000, 2001, 2003, 2006)	3	22	7.3	18	0
	<b>Webb, Lardarius (2009-12)</b>	<b>3</b>	<b>1</b>	<b>0.3</b>	<b>1</b>	<b>0</b>
5t	Graham, Corey (2012)	2	39	19.5	39t	1
	Landry, Dawan (2006, 2008-10)	2	76	38.0	42	0
	Lewis, Ray (2000, 2001, 2003, 2006, 2008-12)	2	54	27.0	50t	1
	Sharper, Jamie (2000-01)	2	19	9.5	15	0
	Williams, Cary (2009-12)	2	41	20.5	41	0

## 50-YARD INT RETURNS

64t	Ed Reed at Mia., 1/4/09 - WC
56t	Will Demps vs. Ten., 1/3/04 - WC
50t	Ray Lewis at Ten., 1/7/01 - D

Current Ravens in Bold

\*Ties NFL Postseason Record  
(Ronnie Lott, Bill Simpson & Charlie Waters)

## INTERCEPTIONS RECORDS

### MOST INTERCEPTIONS

#### Career

- \*9 Ed Reed, 2008-12, 2006, 2003
- 4 Duane Starks, 2000-01
- 3 Chris McAlister, 2006, 2003, 2000-01
- Lardarius Webb, 2010-12**

#### Game

- 2 Corey Graham (1/12/13 at Den.) - D
- Ed Reed (1/4/09 at Mia.) - WC
- Ed Reed (1/13/07 vs. Ind.) - D
- Duane Starks (1/14/01 at Oak.) - A
- Lardarius Webb (1/15/12 vs. Hou.) - D**
- 1 30 times, last by Ed Reed (2/3/13 at SF) - SB

### MOST YARDS GAINED AFTER INTERCEPTIONS

#### Career

- 168 Ed Reed, 2008-12, 2006, 2003
- 119 Duane Starks, 2000-01
- 76 Dawan Landry, 2009-10, 2006

\*Ties NFL Postseason Record  
(Ronnie Lott, Bill Simpson & Charlie Waters)

### Game

- 76 Ed Reed, 2 INTs, incl. a 64-yard TD (1/4/09 at Mia.) - WC
- 67 Dawan Landry, 42-yard INT & 25-yard lateral from Ed Reed (1/10/10 at NE) - WC
- 56t Will Demps (1/3/04 vs. Ten.) - WC

### LONGEST INTERCEPTION RETURN

- 64t Ed Reed (1/4/09 at Mia.) - WC
- 56t Will Demps (1/3/04 vs. Ten.) - WC
- 50t Ray Lewis (1/7/01 at Ten.) - D

### HIGHEST AVG. ON INTERCEPTION RETURNS

#### Career (min. 3)

- 29.8 Duane Starks (4-119), 2000-01
- 18.7 Ed Reed (9-168), 2008-12, 2006, 2003

### MOST TDs ON INTERCEPTION RETURNS

#### Career

- 1 Will Demps (1/3/04 vs. Ten.) - WC
- Corey Graham (1/12/13 at Den.) - D
- Ray Lewis (1/7/01 at Ten.) - D
- Ed Reed (1/4/09 at Mia.) - WC
- Duane Starks (1/28/01 at NYG) - SB

## TACKLES RECORDS

### MOST TACKLES

#### Career

- 236 Ray Lewis, 2008-12, 2006, 2003, 2000-01
- 75 Terrell Suggs, 2008-12, 2006, 2003**
- 61 Dannell Ellerbe, 2009-12
- 50 Ed Reed, 2008-12, 2006, 2003
- 49 Haloti Ngata, 2008-12, 2006**
- 40 Jamie Sharper, 2000-01

#### Game

- 23 Ray Lewis (1/13/07 vs. Ind.) - D
- 18 Ray Lewis (1/3/04 vs. Ten.) - WC
- 17 Ray Lewis (1/12/13 at Den.) - D
- 14 Jamie Sharper (1/20/02 at Pit.) - D

## FUMBLES RECORDS

### MOST FUMBLES

#### Career

- 6 Ray Rice, 2008-12
- 5 Joe Flacco, 2008-12

#### Game

- 2 Ray Rice (1/6/13 vs. Ind.) - WC
- Jim Leonhard (1/18/09 at Pit.) - A

### MOST FUMBLES LOST

#### Career

- 5 Ray Rice, 2008-12
- 3 Joe Flacco, 2008-12

#### Game

- 2 Ray Rice (1/6/13 vs. Ind.) - WC

### MOST OPPONENTS FUMBLES RECOVERED

#### Career

- 2 Arthur Jones, 2010-12
- Jim Leonhard, 2008
- Terrell Suggs, 2008-12, 2006, 2003**

#### Game

- 1 16 times, last by Arthur Jones (2/3/13 at SF) - SB

### MOST OPPONENTS FUMBLES FORCED

#### Career

- 6 Ray Lewis, 2008-12, 2006, 2003, 2000-01
- 4 Terrell Suggs, 2008-12, 2006, 2003**

#### Game

- 2 Ray Lewis (1/20/02 at Pit.) - D
- 1 23 times, last by Courtney Upshaw (2/3/13 at SF) - SB

### LONGEST FUMBLE RETURN

#### Career

- 13t Cory Redding, 2010

#### Game

- 13t Cory Redding (1/15/11 at Pit.) - D

### MOST TDs ON FUMBLE RETURNS (OPPONENT FUMBLE)

#### Career

- 1 Cory Redding, 2010

#### Game

- 1 Cory Redding (1/15/11 at Pit.) - D



## SACKS RECORDS

### MOST SACKS

#### Career

- 12 Terrell Suggs, 2008-12, 2006, 2003
- 6 Paul Kruger, 2009-12
- 6 Michael McCrary, 2000

#### Game

- 3 Michael McCrary (12/31/00 vs. Den.) - WC
- Terrell Suggs (1/15/11 at Pit.) - D**
- 2.5 Paul Kruger (1/6/13 vs. Ind.) - WC
- 2 6 times, last by Paul Kruger (2/3/13 at SF) - SB

### MOST SACK YARDAGE

#### Career

- 77 Terrell Suggs, 2008-12, 2006, 2003
- 44 Michael McCrary, 2000-01
- 37.5 Paul Kruger, 2009-12

#### Game

- 23 Michael McCrary (12/31/00 vs. Den.) - WC
- 18 Paul Kruger (1/6/13 vs. Ind.) - WC
- Terrell Suggs (1/15/11 at Pit.) - D**
- 17 Terrell Suggs (1/18/09 at Pit.) - A



# POSTSEASON PUNT RETURN RECORDS

## TOP 5 PUNT RETURN YARDS

RANK	NAME (SEASONS)	NO	FC	YDS	AVG	LG	TD
1	Lewis, Jermaine (2000-01)	16	11	224	14.0	88t	1
2	Leonhard, Jim (2008)	9	2	115	12.8	45	0
3	<b>Jones, Jacoby (2012)</b>	<b>8</b>	<b>2</b>	<b>110</b>	<b>13.8</b>	<b>34</b>	<b>0</b>
4	<b>Webb, Lardarius (2009-12)</b>	<b>3</b>	<b>5</b>	<b>41</b>	<b>13.7</b>	<b>36</b>	<b>0</b>
5	Carr, Chris (2009-11)	3	3	34	11.3	34	0

## LONGEST PUNT RETURNS

88t	Jermaine Lewis at Pit., 1/20/02 - D
45	Jim Leonhard at Pit., 1/18/09 - A
38	Jermaine Lewis at Oak., 1/14/01 - A
<b>36</b>	<b>Lardarius Webb at Pit., 1/15/11 - D</b>
<b>34</b>	<b>Jacoby Jones vs. Ind., 1/6/13 - WC</b>
34	Chris Carr at NE, 1/10/10 - WC
34	Jermaine Lewis at NYG, 1/28/01 - SB

Current Ravens in Bold

## PUNT RETURN RECORDS

### MOST PUNT RETURNS

<b>Career</b>	16 Jermaine Lewis, 2000-01
	9 Jim Leonhard, 2008
<b>Game</b>	6 Jim Leonhard (1/18/09 at Pit.) - A
	<b>4 Jacoby Jones (1/6/13 vs. Ind.) - WC</b>
	Jermaine Lewis (12/31/00 vs. Den.) - WC

### MOST FAIR CATCHES

<b>Career</b>	11 Jermaine Lewis, 2000-01
	<b>5 Lardarius Webb, 2009-12</b>
<b>Game</b>	4 Jermaine Lewis (1/28/01 at NYG) - SB
	<b>Lardarius Webb (1/15/12 vs. Hou.) - D</b>
	3 Chris Carr (1/16/10 at Ind.) - D
	Jermaine Lewis (1/7/01 at Ten.) - D

### MOST YARDS GAINED ON PUNT RETURNS

<b>Career</b>	224 Jermaine Lewis, 2000-01
	115 Jim Leonhard, 2008
<b>Game</b>	99 Jermaine Lewis (1/20/02 at Pit.) - D
	65 Jim Leonhard (1/18/09 at Pit.) - A

### LONGEST PUNT RETURN


88t	Jermaine Lewis (1/20/02 at Pit.) - D
45	Jim Leonhard (1/18/09 at Pit.) - A

### HIGHEST AVERAGE

<b>Career (min. 8 returns)</b>	14.0 Jermaine Lewis, 2000-01
	<b>13.8 Jacoby Jones, 2012</b>
<b>Game (min. 3 returns)</b>	33.0 Jermaine Lewis (3-99, 1/20/02 at Pit.) - D
	19.3 Jermaine Lewis (3-58, 1/14/01 at Oak.) - A

### MOST TOUCHDOWNS

<b>Career</b>	1 Jermaine Lewis, 2000-01
<b>Game</b>	1 Jermaine Lewis (1/20/02 at Pit.) - D



# POSTSEASON KICKOFF RETURN RECORDS

## TOP 5 CAREER KICKOFF RETURN YARDS

RANK	NAME (SEASONS)	NO	YDS	AVG	LG	TD
1	Jones, Jacoby (2012)	14	362	25.9	*108t	1
2	Lewis, Jermaine (2000-01)	11	293	26.6	84t	1
3	Parmele, Jalen (2009-10)	8	162	20.3	29	0
4	Ross, Cory (2006)	6	124	20.7	27	0
5	Zbikowski, Tom (2008-11)	5	118	23.6	31	0

## KICKOFF RETURN RECORDS

### MOST KICKOFF RETURNS

**Career**

14	Jacoby Jones, 2012
11	Jermaine Lewis, 2000-01

**Game**

6	Cory Ross (1/13/07 vs. Ind.) - D
5	Jacoby Jones (2/3/13 at SF) - SB
4	Jacoby Jones (1/12/13 at Den.) - D
	Jermaine Lewis (1/20/02 at Pit.) - D

### MOST YARDS GAINED ON KICKOFF RETURNS

**Career**

362	Jacoby Jones, 2012
293	Jermaine Lewis, 2000-01

**Game**

206	Jacoby Jones (2/3/13 at SF) - SB
124	Cory Ross (1/13/07 vs. Ind.) - D

\* NFL Postseason Record

### LONGEST KICKOFF RETURN

*108t	Jacoby Jones (2/3/13 at SF) - SB
84t	Jermaine Lewis (1/28/01 at NYG) - SB

### HIGHEST AVERAGE

**Career (min. 5 returns)**

26.6	Jermaine Lewis, 2000-01
25.9	Jacoby Jones, 2012

**Game (min. 2 returns)**

55.5	Jermaine Lewis (1/28/01 at NYG) - SB
41.2	Jacoby Jones (2/3/13 at SF) - SB
30.0	Jacoby Jones (1/6/13 vs. Ind.) - WC

### MOST TOUCHDOWNS

**Career**

1	Jacoby Jones, 2012
	Jermaine Lewis, 2000-01

**Game**

1	Jacoby Jones (2/3/13 at SF) - SB
	Jermaine Lewis (1/28/01 at NYG) - SB

## LONGEST KICKOFF RETURNS

*108t	Jacoby Jones at SF, 2/3/13 - SB
84t	Jermaine Lewis at NYG, 1/28/01 - SB
38	Lardarius Webb at Pit., 1/15/11 - D
37	Jacoby Jones vs. Ind., 1/6/13 - WC
31	Tom Zbikowski at Mia., 1/4/09 - WC
30	Jacoby Jones at SF, 2/3/13 - SB
30	Tom Zbikowski at NE, 1/10/10 - WC

Current Ravens in Bold

\* NFL Postseason Record

## COMBINED KICK RETURN RECORDS

### MOST COMBINED KICK RETURNS

**CAREER**

27	Jermaine Lewis, 2000-01
22	Jacoby Jones, 2012

**SEASON**

22	Jacoby Jones, 2012
16	Jermaine Lewis, 2000
11	Jermaine Lewis, 2001

**GAME**

8	Cory Ross (1/13/07 vs. Ind.) - D
7	Jacoby Jones (2/3/13 at SF) - SB
	Jermaine Lewis (1/20/02 at Pit.) - D

### MOST COMBINED KICK RETURN YARDAGE

**CAREER**

517	Jermaine Lewis, 2000-01
472	Jacoby Jones, 2012
162	Jalen Parmele, 2009-10

**SEASON**

472	Jacoby Jones, 2012
311	Jermaine Lewis, 2000
206	Jermaine Lewis, 2001

### GAME

234	Jacoby Jones (2/3/13 at SF) - SB
181	Jermaine Lewis (1/20/02 at Pit.) - D
154	Cory Lewis (1/13/07 vs. Ind.) - D
145	Jermaine Lewis (1/28/01 at NYG) - SB

### MOST COMBINED KICK RETURN TOUCHDOWNS

**CAREER**

2	Jermaine Lewis, 1 PR & 1 KOR, 2000-01
---	---------------------------------------

**SEASON**

1	Jacoby Jones, 1 KOR, 2012
	Jermaine Lewis, 1 PR, 2001
	Jermaine Lewis, 1 KOR, 2000

### GAME

1	Jacoby Jones, 1 KOR (2/3/13 at SF) - SB
	Jermaine Lewis, 1 PR (1/20/02 at Pit.) - D
	Jermaine Lewis, 1 KOR (1/28/01 at NYG) - SB



# POSTSEASON PUNTING RECORDS

## TOP 3 CAREER GROSS PUNTING

RANK	NAME (SEASONS)	NO	YDS	AVG	TB	IN 20	LG	BK
1	<b>Koch, Sam (2006, 2008-12)</b>	75	3,318	44.2	10	25	64	0
2	Richardson, Kyle (2000-01)	45	1,799	40.0	4	15	66	2
3	Zastudil, Dave (2003)	8	390	48.8	0	0	56	0

## PUNTING RECORDS

### MOST PUNTS

**Career**

75	<b>Sam Koch, 2008-12, 2006</b>
45	Kyle Richardson, 2000-01

**Game**

10	Kyle Richardson (1/28/01 at NYG) - SB
	Kyle Richardson (12/31/00 vs. Den.) - WC

### LONGEST PUNT

66	Kyle Richardson (12/31/00 vs. Den.) - WC
64	<b>Sam Koch (1/15/12 vs. Hou.) - D</b>

### HIGHEST GROSS PUNTING AVERAGE

**Career (min. 8 punts)**

48.8	Dave Zastudil, 2003
44.2	<b>Sam Koch, 2008-12, 2006</b>

**Game (min. 4 punts)**

53.8	<b>Sam Koch (1/15/11 at Pit.) - D</b>
49.3	<b>Sam Koch (1/15/12 vs. Hou.) - D</b>

### HIGHEST NET PUNTING AVERAGE

**Career (min. 8 punts)**

40.0	Dave Zastudil, 2003
37.0	<b>Sam Koch, 2008-12, 2006</b>

**Game (min. 4 punts)**

44.4	<b>Sam Koch (1/15/12 vs. Hou.) - D</b>
43.3	<b>Sam Koch (1/15/11 at Pit.) - D</b>

### MOST PUNTS INSIDE THE 20

**Career**

25	<b>Sam Koch, 2008-12, 2006</b>
15	Kyle Richardson, 2000-01

**Game**

6	<b>Sam Koch (1/12/13 at Den.) - D</b>
4	Kyle Richardson (1/28/01 at NYG) - SB
	Kyle Richardson (1/14/01 at Oak.) - A
	Kyle Richardson (12/31/00 vs. Den.) - WC

### MOST PUNTS HAD BLOCKED

**Career**

2	Kyle Richardson, 2000-01
---	--------------------------

**Game**

2	Kyle Richardson (1/7/01 at Ten.) - D
---	--------------------------------------

## LONGEST PUNTS

66	Kyle Richardson vs. Den., 12/31/00 - WC
64	<b>Sam Koch vs. Hou., 1/15/12 - D</b>
61	<b>Sam Koch at Pit., 1/15/11 - D</b>
60	<b>Sam Koch vs. Ind., 1/6/13 - WC</b>
59	<b>Sam Koch at NE, 1/20/13 - A</b>
59	<b>Sam Koch at Ind., 1/16/10 - D</b>
58	<b>Sam Koch at Den., 1/12/13 - D</b>
56	<b>Sam Koch at SF, 2/3/13 - SB</b>
56	Dave Zastudil vs. Ten., 1/3/04 - WC

## LONGEST FIELD GOALS

51	Matt Stover vs. Ind., 1/13/07 - D
48	Billy Cundiff vs. Hou., 1/15/12 - D
47	<b>Justin Tucker at Den., 1/12/13 - D (20T)</b>
47	Matt Stover at NYG, 1/28/01 - SB
43	Matt Stover vs. Ten., 1/3/04 - WC
43	Matt Stover at Ten., 1/10/09 - D
40	Matt Stover at Mia., 1/13/02 - WC

Current Ravens in Bold





# POSTSEASON TEAM RECORDS

## WINS/LOSSES

### ALL-TIME POSTSEASON RECORD

14-7

### ALL-TIME POSTSEASON HOME RECORD

3-2

### ALL-TIME POSTSEASON ROAD RECORD

9-5

### ALL-TIME POSTSEASON NEUTRAL SITE RECORD

2-0 (Super Bowl XXXV & Super Bowl XLVII)

### MOST CONSECUTIVE GAMES WON

5 2000-01

## SCORING

### MOST POINTS SCORED

38 1/12/13 at Den. - D (2OT)  
34 2/3/13 at SF - SB  
1/28/01 at NYG - SB

### MOST POINTS ALLOWED

35 1/12/13 at Den. - D (2OT)  
31 2/3/13 at SF - SB  
1/15/11 at Pit. - D

### MOST POINTS SCORED, BOTH TEAMS

73 1/12/13 at Den. - D (2OT) (Bal. 38, Den. 35)  
65 2/3/13 at SF - SB (Bal. 34, SF 31)  
55 1/15/11 at Pit. - D (Pit. 31, Bal. 24)

### FEWEST POINTS SCORED

3 1/16/10 at Ind. - D  
6 1/13/07 vs. Ind. - D  
10 1/20/02 at Pit. - D

### FEWEST POINTS ALLOWED

3 1/13/02 at Mia. - WC  
1/14/01 at Oak. - A  
12/31/00 vs. Den. - WC

### FEWEST POINTS SCORED, BOTH TEAMS

19 1/14/01 at Oak. - A (Bal. 16, Oak. 3)  
21 1/13/07 vs. Ind. - D (Ind. 15, Bal. 6)  
23 1/16/10 at Ind. - D (Ind. 20, Bal. 3)  
1/10/09 at Ten. - D (Bal. 13, Ten. 10)  
1/13/02 at Mia. - WC (Bal. 20, Mia. 3)

### MOST POINTS OVERCOME TO WIN GAME

7 1/12/13 at Den. - D (trailed by 7, three times)  
1/7/01 at Ten. - D (trailed 0-7, won 24-10)

### LARGEST BLOWN LEAD TO LOSE GAME

14 1/15/11 at Pit. - D (led 21-7, lost 24-31)

### MOST POINTS SCORED, EACH HALF

**1ST**  
24 1/10/10 at NE - D

**2ND**  
24 1/28/01 at NYG - SB

### MOST POINTS SCORED, EACH QUARTER

**1ST**  
24 1/10/10 at NE - WC

**2ND**  
14 2/3/13 at SF - SB; 12/31/00 vs. Den. - WC

**3RD**  
14 1/28/01 at NYG - SB

**4TH**  
14 1/20/13 at NE - A; 1/7/01 at Ten. - D

**OT**  
3 1/12/13 at Den. - D (2OT)

### MOST POINTS ALLOWED, EACH QUARTER

**1ST**  
14 1/12/13 at Den. - D (2OT)

**2ND**  
14 1/16/10 at Ind. - D

**3RD**  
17 2/3/13 at SF - SB

**4TH**  
10 1/15/11 at Pit. - D

**OT**  
None

### MOST CONSECUTIVE GAMES SCORING

21 2008-12, 2006, 2003, 2000-01

### MOST TDs

5 1/12/13 at Den. - D (2OT)

### FEWEST TDs

0 1/16/10 at Ind. - D  
1/13/07 vs. Ind. - D

### MOST TDs BY OPPONENT

5 1/12/13 at Den. - D (2OT)

### FEWEST TDs BY OPPONENT

0 5 times, last 1/6/13 vs. Ind. - WC

### MOST CONSECUTIVE GAMES SCORING TDs

8 2011-present; 2000-01, 2003

### MOST (1-POINT) PATs

5 1/12/13 at Den. - D (2OT)

### MOST (1-POINT) PATs BY OPPONENTS

5 1/12/13 at Den. - D (2OT)

### MOST (2-POINT) PATs

None

### MOST (2-POINT) PATs BY OPPONENT

None

### MOST FIELD GOALS ATTEMPTED

4 1/14/01 at Oak. - A

### MOST FIELD GOALS MADE

3 1/9/11 at KC - WC  
1/14/01 at Oak. - A

### MOST FIELD GOALS ATTEMPTED BY OPPONENT

5 1/13/07 vs. Ind. - D

### MOST FIELD GOALS MADE BY OPPONENT

5 1/13/07 vs. Ind. - D

### MOST SAFETIES

None

### MOST SAFETIES BY OPPONENT

1 2/3/13 at SF - SB

## FIRST DOWNS

### MOST FIRST DOWNS

26 1/9/11 at KC - WC  
25 1/20/13 at NE - A  
21 2/3/13 at SF - SB; 1/12/13 at Den. - D (2OT)

### FEWEST FIRST DOWNS

6 1/7/01 at Ten. - D  
7 1/20/02 at Pit. - D  
9 1/10/09 at Ten. - D

### MOST FIRST DOWNS BY OPPONENT

30 1/12/13 at Den. - D (2OT)  
28 1/20/13 at NE - A  
25 1/6/13 vs. Ind. - WC  
1/22/12 at NE - A

### FEWEST FIRST DOWNS BY OPPONENT

8 1/9/11 at KC - WC  
9 1/13/02 at Mia. - WC  
12/31/00 vs. Den. - WC

### MOST FIRST DOWNS RUSHING

13 1/10/10 at NE - WC  
12 1/13/02 at Mia. - WC  
9 1/20/13 at NE - A

### FEWEST FIRST DOWNS RUSHING

0 1/20/02 at Pit. - D  
1 1/3/04 vs. Ten. - WC  
2 1/15/12 vs. Hou. - D  
1/15/11 at Pit. - D  
1/16/10 at Ind. - D  
1/7/01 at Ten. - D

### MOST FIRST DOWNS RUSHING BY OPPONENT

11 1/20/02 at Pit. - D  
1/7/01 at Ten. - D  
10 1/3/04 at Ten. - D

### FEWEST FIRST DOWNS RUSHING BY OPPONENT

1 1/18/09 at Pit. - A  
1/13/02 at Mia. - WC  
12/31/00 vs. Den. - WC

### MOST FIRST DOWNS PASSING

19 1/9/11 at KC - WC  
15 1/20/13 at NE - A  
14 1/12/13 at Den. - D (2OT)

### FEWEST FIRST DOWNS PASSING

3 1/10/10 at NE - WC  
4 1/7/01 at Ten. - D  
5 1/10/09 at Ten. - D  
1/14/01 at Oak. - A

### MOST FIRST DOWNS PASSING BY OPPONENT

19 1/20/13 at NE - A  
16 1/6/13 vs. Ind. - WC  
1/16/10 at Ind. - D  
1/10/09 at Ten. - D  
15 1/12/13 at Den. - D (2OT)  
1/22/12 at NE - A

### FEWEST FIRST DOWNS PASSING BY OPPONENT

2 1/9/11 at KC - WC  
6 1/3/04 vs. Ten. - WC  
1/13/02 at Mia. - WC  
1/28/01 at NYG - SB

### MOST FIRST DOWNS BY PENALTY

3 1/12/13 at Den. - D (2OT)  
1/9/11 at KC - WC  
2 2/3/13 at SF - SB  
1/15/11 at Pit. - D  
1/18/09 at Pit. - A  
1/13/07 vs. Ind. - D

### FEWEST FIRST DOWNS BY PENALTY

0 6 times, last 1/22/12 at NE - A

### MOST FIRST DOWNS BY PENALTY BY OPPONENT

6 1/12/13 at Den. - D (2OT)  
3 1/20/13 at NE - A  
1/6/13 vs. Ind. - WC  
1/15/11 at Pit. - D  
1/16/10 at Ind. - D  
1/28/01 at NYG - SB

### FEWEST FIRST DOWNS BY PENALTY BY OPPONENT

0 5 times, last 1/15/12 vs. Hou. - D

## NET YARDS

### MOST TOTAL NET YARDS (RUSHING AND PASSING)

479 1/12/13 at Den. - D (2OT)  
439 1/6/13 vs. Ind. - WC  
398 1/22/12 at NE - A

### FEWEST TOTAL NET YARDS (RUSHING AND PASSING)

126 1/15/11 at Pit. - D  
134 1/7/01 at Ten. - D  
150 1/20/02 at Pit. - D

### MOST TOTAL NET YARDS BY OPP. (RUSHING AND PASSING)

468 2/3/13 at SF - SB  
428 1/20/13 at NE - A  
419 1/6/13 vs. Ind. - WC

### FEWEST TOTAL NET YARDS BY OPP. (RUSHING AND PASSING)

151 1/13/02 at Mia. - WC  
152 1/28/01 at NYG - SB  
161 1/9/11 at KC - WC

## RUSHING

### MOST RUSHING ATTEMPTS

52 1/10/10 at NE - WC  
50 1/13/02 at Mia. - WC  
46 1/14/01 at Oak. - A

# POSTSEASON TEAM RECORDS

## FEWEST RUSHING ATTEMPTS

11 1/20/02 at Pit. - D  
16 1/3/04 vs. Ten. - WC  
18 1/15/11 at Pit. - D

## MOST RUSHING ATTEMPTS BY OPPONENT

49 1/20/02 at Pit. - D  
41 1/12/13 at Den. - D (2OT)  
40 1/3/04 vs. Ten. - WC

## FEWEST RUSHING ATTEMPTS BY OPPONENT

15 1/13/02 at Mia. - WC  
16 1/28/01 at NYG - SB  
17 1/14/01 at Oak. - A

## MOST YARDS GAINED RUSHING

234 1/10/10 at NE - WC  
226 1/13/02 at Mia. - WC  
170 1/6/13 vs. Ind. - WC

## FEWEST YARDS GAINED RUSHING

22 1/20/02 at Pit. - D  
35 1/15/11 at Pit. - D  
49 1/7/01 at Ten. - D

## MOST YARDS GAINED RUSHING BY OPPONENT

182 2/3/13 at SF - SB  
165 1/3/04 vs. Ten. - WC  
154 1/20/02 at Pit. - D

## FEWEST YARDS GAINED RUSHING BY OPPONENT

24 1/14/01 at Oak. - A  
42 1/16/10 at Ind. - D  
12/31/00 vs. Den. - WC

## HIGHEST AVERAGE GAIN, RUSHING

5.4 1/6/13 vs. Ind. - WC, 32 for 172 yards  
4.6 1/16/10 at Ind. - D, 19 for 87 yards  
1/4/09 at Mia. - WC, 33 for 151 yards

## LOWEST AVERAGE GAIN, RUSHING

1.7 1/10/09 at Ten. - D, 30 for 50 yards  
1.9 1/15/11 at Pit. - D, 18 for 35 yards  
2.0 1/20/02 at Pit. - D, 11 for 22 yards

## HIGHEST AVERAGE GAIN, RUSHING BY OPPONENT

6.3 2/3/13 at SF - SB, 29 for 182 yards  
5.7 1/9/11 at KC - WC, 19 for 108 yards  
5.1 1/6/13 vs. Ind. - WC, 30 for 152 yards

## LOWEST AVERAGE GAIN, RUSHING BY OPPONENT

1.4 1/14/01 at Oak. - A, 17 for 24 yards  
1.7 1/16/10 at Ind. - D, 25 for 42 yards  
1.9 1/18/09 at Pit. - A, 28 for 52 yards

## MOST TDs RUSHING

4 1/10/10 at NE - WC  
2 1/18/09 at Pit. - A  
1/4/09 at Mia. - WC  
12/31/00 vs. Den. - WC

## FEWEST TDs RUSHING

0 9 times, last 2/3/13 at SF - SB

## MOST TDs RUSHING BY OPPONENT

2 2/3/13 at SF - SB  
1/22/12 at NE - A  
1/15/11 at Pit. - D  
1/20/02 at Pit. - D  
1 5 times, last 1/15/12 vs. Hou. - D

## FEWEST TDs RUSHING BY OPPONENT

0 12 times, last 1/20/13 at NE - A

## PASSING

### MOST PASSING ATTEMPTS

37 1/3/04 vs. Ten. - WC  
1/20/02 at Pit. - D  
36 1/20/13 at NE - A; 1/22/12 at NE - A

### FEWEST PASSING ATTEMPTS

10 1/10/10 at NE - WC  
15 12/31/00 vs. Den. - WC  
17 1/7/01 at Ten. - D

## MOST PASSING ATTEMPTS BY OPPONENT

54 1/20/13 at NE - A; 1/6/13 vs. Ind. - WC  
47 1/7/01 at Ten. - D  
44 1/16/10 at Ind. - D

## FEWEST PASSING ATTEMPTS BY OPPONENT

18 1/9/11 at KC - WC  
22 1/20/02 at Pit. - D  
23 1/3/04 vs. Ten. - W

## MOST PASS COMPLETIONS

25 1/9/11 at KC - WC  
22 2/3/13 at SF - SB  
1/22/12 at NE - A

## FEWEST PASS COMPLETIONS

4 1/10/10 at NE - WC  
5 1/7/01 at Ten. - D  
9 3 times, last 1/4/09 at Mia. - WC

## MOST PASS COMPLETIONS BY OPPONENT

30 1/16/10 at Ind. - D  
29 1/20/13 at NE - A  
28 1/12/13 at Den. - D (2OT); 1/6/13 vs. Ind. - WC

## FEWEST PASS COMPLETIONS BY OPPONENT

9 1/9/11 at KC - WC  
12 1/20/02 at Pit. - D  
14 1/3/04 vs. Ten. - WC

## MOST NET YARDS GAINED, PASSING

324 1/12/13 at Den. - D (2OT)  
282 1/22/12 at NE - A  
274 2/3/13 at SF - SB

## FEWEST NET YARDS GAINED, PASSING

34 1/10/10 at NE - WC  
85 1/7/01 at Ten. - D  
91 1/15/11 at Pit. - D

## MOST NET YARDS GAINED, PASSING BY OPPONENT

320 1/20/13 at NE - A  
286 2/3/13 at SF - SB  
275 1/10/09 at Ten. - D

## FEWEST NET YARDS GAINED, PASSING BY OPPONENT

53 1/9/11 at KC - WC  
86 1/28/01 at NYG - SB  
105 1/13/02 at Mia. - WC

## MOST TIMES SACKED

5 1/15/12 vs. Hou. - D; 1/15/11 at Pit. - D  
4 1/9/11 at KC - WC  
3 5 times, last 1/22/12 at NE - A

## FEWEST TIMES SACKED

0 1/10/10 at NE - WC  
1/10/09 at Ten. - D  
1/4/09 at Mia. - WC

## MOST TIMES OPPONENTS SACKED

6 1/15/11 at Pit. - D  
5 12/31/00 vs. Den. - WC  
4 3 times, last 1/18/09 at Pit. - A

## FEWEST TIMES OPPONENTS SACKED

0 3 times, last 1/20/13 at NE - A  
1 4 times, last 1/22/12 at NE - A

## HIGHEST COMPLETION PERCENTAGE

73.5 1/9/11 at KC - WC, 25 of 34  
66.7 2/3/13 at SF - SB, 22 of 33  
1/13/02 vs. Mia. - WC, 12 of 18

## HIGHEST COMPLETION PERCENTAGE BY OPPONENT

68.2 1/16/10 at Ind. - D, 30 of 44  
65.8 1/4/09 at Mia. - WC, 25 of 38  
65.1 1/12/13 at Den. - D, 28 of 43 (2OT)

## MOST TDs PASSING

3 2/3/13 at SF - SB  
1/20/13 at NE - A  
1/12/13 at Den. - D

## MOST TDs PASSING BY OPPONENT

3 1/12/13 at Den. - D (2OT)  
2 1/15/11 at Pit. - D  
1/16/10 at Ind. - D  
1/10/10 at NE - WC

## MOST PASSES HAD INTERCEPTED

3 1/18/09 at Pit. - A  
1/20/02 at Pit. - D  
2 1/16/10 at Ind. - D  
1/13/07 vs. Ind. - D  
1/3/04 vs. Ten. - WC

## MOST OPPONENT PASSES INTERCEPTED

4 1/4/09 at Mia. - WC  
1/28/01 at NYG - SB  
1/14/01 at Oak. - A

## PUNTING

### MOST PUNTS

10 1/28/01 at NYG - SB  
12/31/00 vs. Den. - WC  
9 1/15/12 vs. Hou. - D

### FEWEST PUNTS

2 1/9/11 at KC - WC  
3 2/3/13 at SF - SB  
4 5 times, last 1/6/13 vs. Ind. - WC

### MOST PUNTS BY OPPONENT

11 1/28/01 at NYG - SB  
9 12/31/00 vs. Den. - WC  
7 1/18/09 at Pit. - A; 1/14/01 at Oak. - A

### FEWEST PUNTS BY OPPONENT

2 1/22/12 at NE - A  
3 3 times, last 2/3/13 at SF - SB  
4 4 times, last 1/6/13 vs. Ind. - WC

### HIGHEST PUNTING AVERAGE

53.8 1/15/11 at Pit. - D  
49.3 1/15/12 vs. Hou. - D  
48.8 1/3/04 vs. Ten. - WC

### LOWEST PUNTING AVERAGE

27.6 1/7/01 at Ten. - D  
31.0 1/9/11 at KC - WC  
34.0 1/10/10 at NE - WC

### HIGHEST PUNTING AVERAGE BY OPPONENT

53.3 1/10/09 at Ten. - D  
53.0 2/3/13 at SF - SB  
51.0 1/9/11 at KC - WC  
48.8 1/12/13 at Den. - D (2OT)

### LOWEST PUNTING AVERAGE BY OPPONENT

35.8 1/20/13 at NE - A  
37.7 1/18/09 at Pit. - A  
37.8 1/7/01 at Ten. - D

## PUNT RETURNS

### MOST PUNT RETURNS

6 1/18/09 at Pit. - A  
4 1/6/13 vs. Ind. - WC  
12/31/00 vs. Den. - WC  
3 4 times, last 1/12/13 at Den. - D (2OT)

### FEWEST PUNT RETURNS

0 1/15/12 vs. Hou. - D; 1/9/11 at KC - WC  
1 1/20/13 at NE - A  
1/22/12 at NE - A  
1/10/09 at Ten. - D  
1/7/01 at Ten. - D

### MOST PUNT RETURNS BY OPPONENT

6 1/15/12 vs. Hou. - D; 1/3/04 vs. Ten. - WC  
5 3 times, last 1/18/09 at Pit. - A

### FEWEST PUNT RETURNS BY OPPONENT

0 1/6/13 vs. Ind. - WC, 1/9/11 at KC - WC  
1 2/3/13 at SF - SB; 1/10/10 at NE - WC  
2 4 times, last 1/4/09 at Mia. - WC

# POSTSEASON TEAM RECORDS

## MOST FAIR CATCHES

- 4 3 times, last 1/20/13 at NE - A
- 3 1/16/10 at Ind. - D  
1/7/01 at Ten. - D

## MOST FAIR CATCHES BY OPPONENT

- 3 1/10/09 at Ten. - D  
1/28/01 at NYG - SB
- 2 1/12/13 at Den. - D (2OT); 1/10/10 at NE - WC

## MOST YARDS, PUNT RETURNS

- 99 1/20/02 at Pit. - D
- 65 1/18/09 at Pit. - A
- 58 1/14/01 at Oak. - A

## MOST YARDS, PUNT RETURNS BY OPPONENT

- 90 1/12/13 at Den. - D (2OT)
- 70 1/3/04 vs. Ten. - WC
- 67 1/20/02 at Pit. - D

## HIGHEST AVERAGE, PUNT RETURNS

- 33.0 1/20/02 at Pit. - D
- 29.0 1/10/09 at Ten. - D
- 19.3 1/14/01 at Oak. - A

## LOWEST AVERAGE, PUNT RETURNS

- 0.0 1/15/12 vs. Hou. - D  
1/9/11 at KC - WC  
1/16/10 at Ind. - D

## HIGHEST AVERAGE, PUNT RETURNS BY OPPONENT

- 32.0 2/3/13 at SF - SB
- 30.0 1/12/13 at Den. - D (2OT)
- 28.0 1/10/10 at NE - WC

## LOWEST AVERAGE, PUNT RETURNS BY OPPONENT

- 0.0 1/6/13 vs. Ind. - WC; 1/9/11 at KC - WC
- 0.7 1/15/12 vs. Hou. - D
- 2.3 1/22/12 at NE - A

## MOST TDs ON PUNT RETURNS

- 1 1/20/02 at Pit. - D

## MOST TDs ON PUNT RETURNS BY OPPONENT

- 1 1/12/13 at Den. - D (2OT)

## KICKOFF RETURNS

### MOST KICKOFF RETURNS

- 6 4 times, last 1/15/11 at Pit. - D

### FEWEST KICKOFF RETURNS

- 1 4 times, last 1/22/12 at NE - A
- 2 6 times, last 1/6/13 vs. Ind. - WC

### MOST KICKOFF RETURNS BY OPPONENT

- 7 1/28/01 at NYG - SB
- 6 1/10/10 at NE - WC
- 5 1/15/11 at Pit. - D  
1/13/02 at Mia. - D

### FEWEST KICKOFF RETURNS BY OPPONENT

- 0 1/6/13 vs. Ind. - WC
- 1 1/16/10 at Ind. - D
- 3 6 times, last 1/22/12 at NE - A

### MOST YARDS, KICKOFF RETURNS

- 206 2/3/13 at SF - SB
- 124 1/13/07 vs. Ind. - D
- 117 1/15/11 at Pit. - D

### FEWEST YARDS, KICKOFF RETURNS

- 15 1/10/09 at Ten. - D
- 20 1/22/12 at NE - A
- 22 1/13/02 at Mia. - WC

### MOST YARDS, KICKOFF RETURNS BY OPPONENT

- 171 1/12/13 at Den. - D (2OT); 1/28/01 at NYG - SB
- 133 1/15/12 vs. Hou. - D
- 118 1/10/10 at NE - WC

## FEWEST YARDS, KICKOFF RETURNS BY OPPONENT

- 0 1/6/13 vs. Ind. - WC
- 14 1/16/10 at Ind. - D
- 43 12/31/00 vs. Den. - WC

## HIGHEST AVERAGE, KICKOFF RETURNS

- 55.5 1/28/01 at NYG - SB
- 41.2 2/3/13 at SF - SB
- 30.0 1/6/13 vs. Ind. - WC

## LOWEST AVERAGE, KICKOFF RETURNS

- 10.7 1/20/13 at NE - A
- 11.0 1/13/02 at Mia. - WC
- 11.5 12/31/00 vs. Den. - WC

## HIGHEST AVERAGE, KICKOFF RETURNS BY OPPONENT

- 42.8 1/12/13 at Den. - D (2OT)
- 33.7 1/22/12 at NE - A
- 33.3 1/15/12 vs. Hou. - D

## LOWEST AVERAGE, KICKOFF RETURNS BY OPPONENT

- 0.0 1/6/13 vs. Ind. - WC
- 13.8 1/7/01 at Ten. - D
- 14.0 1/16/10 at Ind. - D

## MOST TDs ON KICKOFF RETURNS

- 1 2/3/13 at SF - SB; 1/28/01 at NYG - SB

## MOST TDs ON KICKOFF RETURNS BY OPPONENT

- 1 1/12/13 at Den. - D (2OT); 1/28/01 at NYG - SB

## MOST TDs ON KICKOFF RETURNS, BOTH TEAMS

- \*2 1/28/01 at NYG - SB, Bal. (1), NYG (1)

\* Super Bowl Record

## FUMBLES

### MOST FUMBLES

- 3 1/15/12 vs. Hou. - D  
1/9/11 at KC - WC  
1/16/10 at Ind. - D  
1/18/09 at Pit. - A

### FEWEST FUMBLES

- 0 1/10/09 at Ten. - D  
1/7/01 at Ten. - D

### MOST FUMBLES BY OPPONENT

- 5 1/10/09 at Ten. - D
- 3 4 times, last 1/15/12 vs. Hou. - D

### FEWEST FUMBLES BY OPPONENT

- 0 4 times, last 1/16/10 at Ind. - D

### MOST FUMBLES LOST

- 2 5 times, last 1/6/13 vs. Ind. - WC

### FEWEST FUMBLES LOST

- 0 8 times, last 1/20/13 at NE - A

### MOST FUMBLES LOST BY OPPONENT

- 2 4 times, last 1/15/11 at Pit. - D

### FEWEST FUMBLES LOST BY OPPONENT

- 0 6 times, last 1/16/10 at Ind. - D

### MOST FUMBLES RECOVERED, OWN

- 3 1/15/12 vs. Hou. - D
- 2 1/18/09 at Pit. - A  
1/28/01 at NYG - SB
- 1 6 times, last 2/3/13 at SF - SB

### MOST FUMBLES RECOVERED, OPPONENTS

- 2 1/10/09 at Ten. - D  
1/13/02 at Mia. - WC
- 1 11 times, last 2/3/13 at SF - SB

### MOST TDs, OWN FUMBLES RECOVERED

None

### MOST TDs, OPPONENTS FUMBLES RECOVERED

- 1 1/15/11 at Pit. - D  
Cory Redding 13-yard FR-TD

## TURNOVERS

### MOST TURNOVERS

- 4 4 times, last 1/16/10 at Ind. - D

### FEWEST TURNOVERS

- 0 6 times, last 1/20/13 at NE - A

### MOST TURNOVERS BY OPPONENT

- 5 4 times, last 1/9/11 at KC - WC

### FEWEST TURNOVERS BY OPPONENT

- 1 5 times, last 1/16/10 at Ind. - D

### MOST TURNOVERS, BOTH TEAMS

- 7 1/9/11 at KC - WC, Bal. (2), KC (5)  
1/14/01 at Oak. - A, Bal. (2), Oak. (5)
- 6 1/10/10 at NE - WC, Bal. (2), NE (4)  
1/4/09 at Mia. - WC, Bal. (1), Mia. (5)  
1/13/07 vs. Ind. - D, Bal. (4), Ind. (2)

### MOST TDs BY RAVENS OFF TURNOVERS

- 1 6 times, last 1/12/13 at Den. - D (2OT)  
Corey Graham 39-yard INT-TD

### MOST TDs BY OPPONENT OFF TURNOVERS

- 1 1/18/09 at Pit. - A  
Troy Polamalu 40-yard INT-TD

## PENALTIES

### FEWEST PENALTIES

- 0 1/15/12 vs. Hou. - D
- 2 2/3/13 at SF - SB; 1/9/11 at KC - WC
- 3 1/10/10 at NE - WC
- 4 12/31/00 vs. Den. - WC

### MOST PENALTIES

- 10 1/14/01 at Oak. - A
- 9 1/6/13 vs. Ind. - WC  
1/20/02 at Pit. - D  
1/28/01 at NYG - SB

### FEWEST PENALTIES BY OPPONENT

- 1 1/22/12 at NE - A
- 3 1/15/12 vs. Hou. - D  
1/13/07 vs. Ind. - D
- 4 1/20/13 at NE - A  
1/16/10 at Ind. - D  
1/4/09 at Mia. - WC

### MOST PENALTIES BY OPPONENT

- 12 1/10/09 at Ten. - D
- 10 1/12/13 at Den. - D (2OT)
- 9 1/15/11 at Pit. - D
- 6 7 times, last 1/18/09 at Pit. - A

### FEWEST PENALTIES, BOTH TEAMS

- 3 1/15/12, Bal. (0) vs. Hou. (3) - D
- 7 2/3/13, Bal. (2) at SF (5) - SB  
1/22/12, Bal. (6) at NE (1) - A  
1/9/11, Bal. (2) at KC (5) - WC

### MOST PENALTIES, BOTH TEAMS

- 20 1/10/09, Bal. (8) at Ten. (12) - D
- 18 1/12/13, Bal. (8) at Den. (10) - D (2OT)
- 15 1/15/11, Bal. (6) at Pit. (9) - D  
1/28/01, Bal. (9) at NYG (6) - SB  
1/14/01, Bal. (10) at Oak. (5) - A

### FEWEST YARDS PENALIZED

- 0 1/15/12 vs. Hou. - D
- 15 1/10/10 at NE - WC
- 20 2/3/13 at SF - SB; 1/9/11 at KC - WC

### MOST YARDS PENALIZED

- 95 1/14/01 at Oak. - A
- 74 1/15/11 at Pit. - D
- 70 3 times, last 1/6/13 vs. Ind. - WC

### FEWEST YARDS OPPONENT PENALIZED

- 5 1/22/12 at NE - A
- 19 1/13/07 vs. Ind. - D
- 20 1/15/12 vs. Hou. - D



# POSTSEASON TEAM RECORDS

## MOST YARDS OPPONENT PENALIZED

- 93 1/15/11 at Pit. - D
- 89 1/10/09 at Ten. - D
- 87 1/12/13 at Den. - D (2OT)

## FEWEST YARDS PENALIZED, BOTH TEAMS

- 20 1/15/12, Bal. (0) vs. Hou. (20) - D
- 38 1/22/12, Bal. (33) at NE (5) - A
- 53 2/3/13, Bal. (20) at SF (33) - SB

## MOST YARDS PENALIZED, BOTH TEAMS

- 167 1/15/11, Bal. (74) at Pit. (93) - D
- 143 1/12/13, Bal. (56) at Den. (87) - D (2OT)
- 131 1/14/01, Bal. (95) at Oak. (36) - A

## INTERCEPTIONS

### MOST INTERCEPTIONS

- 4 1/4/09 at Mia. - WC
- 1/28/01 at NYG - SB
- 1/14/01 at Oak. - A

### FEWEST INTERCEPTIONS

- 0 1/15/11 at Pit. - D
- 1/18/09 at Pit. - A
- 1 8 times, last 2/3/13 at SF - SB

### MOST INTERCEPTIONS BY OPPONENT

- 3 1/18/09 at Pit. - A
- 1/20/02 at Pit. - D
- 2 1/16/10 at Ind. - D
- 1/13/07 vs. Ind. - D
- 1/3/04 vs. Ten. - WC

### FEWEST INTERCEPTIONS BY OPPONENT

- 0 12 times, last 2/3/13 at SF - SB

### MOST CONSECUTIVE GAMES WITH INTERCEPTIONS

- 10 12/31/00 vs. Den. - WC
- through 1/10/09 at Ten. - D

### MOST CONSECUTIVE GAMES WITH INT'S BY OPPONENT

- 3 1/10/09 at Ten. - D
- through 1/16/10 at Ind. - D
- 1/20/02 at Pit. - D
- through 1/13/07 vs. Ind. - D

### MOST INTERCEPTION YARDS

- 108 1/4/09 at Mia. - WC (4 INTs)
- 95 1/10/10 at NE - WC (3 INTs)
- 79 1/3/04 vs. Ten. - WC (3 INTs)

### MOST INTERCEPTION YARDS BY OPPONENT

- 51 1/20/02 at Pit. - D (3 INTs)
- 47 1/18/09 at Pit. - A (3 INTs)
- 19 1/22/12 at NE - A (1 INT)

### MOST TDs ON INTERCEPTIONS

- 1 1/12/13 at Den. - D (2OT) (Corey Graham)
- 1/4/09 at Mia. - WC (Ed Reed)
- 1/3/04 vs. Ten. - WC (Will Demps)
- 1/28/01 at NYG - SB (Duane Starks)
- 1/7/01 at Ten. - D (Ray Lewis)

### MOST TDs ON INTERCEPTIONS BY OPPONENT

- 1 1/18/09 at Pit. - A (Troy Polamalu)



On Feb. 3, 2013, Baltimore defeated San Francisco, 34-31, in Super Bowl XLVII at the Mercedes-Benz Superdome in New Orleans. The victory clinched the Ravens' second Lombardi Trophy in 17 seasons. LB Ray Lewis (above right) closed out his storied NFL career alongside longtime teammate and fellow defensive starter, S Ed Reed (above left).



On Jan. 12, 2013, the Ravens traveled to Denver for a Divisional Round matchup in which they knocked off the AFC's top seed in a 38-35 double-overtime thriller. CB Corey Graham (above) picked off two QB Peyton Manning passes, one of which he returned 39 yards for a touchdown.



In the Wild Card round at New England (1/10/10), RB Ray Rice ran 83 yards for a touchdown on the opening play from scrimmage, the second-longest rush in NFL postseason history. Rice finished the day with a Ravens' postseason record 159 rushing yards, adding 2 TDs, en route to a 33-14 victory.








**TERRELL  
SUGGS**

**GAME DAY**





**DARYL  
SMITH**



# M&T BANK STADIUM

**M**&T Bank Stadium – without a doubt – is where NFL excitement begins any given Sunday. And that’s because Baltimore Ravens home games and M&T Bank Stadium have become synonymous with winning.

Since capturing their first Super Bowl title in 2000, the Ravens have compiled an impressive home record, 85-27, the NFL’s second-best winning percentage (.759) entering 2014.

Located at the south point of Camden Yards, M&T Bank Stadium stands as the crowning jewel of NFL sports facilities. Fans – proud of their Baltimore heritage – enjoy the latest technology, including stunning high definition RavensVision video screens and state-of-the-art concourse designs. Combined with these exclusive amenities, the game’s excitement gives fans, friends and families an opportunity to enjoy the day together. With a capacity of 71,008, this impressive structure draws its distinctive design from the best of Baltimore’s architecture.

Completed in 1998 at a cost of \$220 million, the stadium has 128 suites and 8,196 club seats. HOK architects designed both Oriole Park at Camden Yards and the Ravens’ home. The latter was completed in less than two years and funded through a combination of proceeds generated from debt service paid by lottery proceeds, the sale of tax-exempt revenue bonds, and the Ravens.



Photo by David Wallace - Aerial Photography, Annapolis, MD

## OTHER EVENTS FEATURED AT M&T BANK STADIUM SINCE 1998




- ACC Lacrosse Tournaments - 2005-06
- Army-Navy Football Games - 2000, 2007, 2014
- Baltimore Bayhawks Lacrosse - 2002 Season
- HFStival - 1998, 2005
- Maryland vs. Georgia Tech Football Game - 1998
- Maryland vs. Navy Football Game - 2005, 2010
- Morgan State Football - 1998-2000
- Navy vs. Notre Dame Football Game - 2002, 2006, 2008
- Navy vs. Ohio State Football Game - 2014
- Salisbury vs. Frostburg Game - 1999
- Day of Rivals Lacrosse Classic - 2009-10
- *Inside Lacrosse* Faceoff Classic - 2008-13
- NCAA Lacrosse Championships - '03, '04, '07, '10, '11, '14
- Calvert Hall-Loyola & City-Poly Games - Annually
- MPSSAA\* State HS Football Championships - 2003-09
- Kenny Chesney Concert - 2008
- Chelsea vs. AC Milan International Soccer - 2009
- Man City vs. Inter Milan International Soccer - 2010
- U2 360° Tour Concert - 2011
- Tottenham vs. Liverpool International Soccer - 2012
- Monster Truck Jam - 2011-13
- CONCACAF Gold Cup - 2013
- Jay-Z & Justin Timberlake "Legends of The Summer" - 2013
- Jay-Z & Beyonce "On The Run" - 2014

\* Maryland Public Secondary Schools Athletic Association





# M&T BANK STADIUM



## VIDEO SCREENS

- Each RavensVision high definition screen, which were added in 2010, measures 24 feet high and 100 feet wide. Those dimensions would equal a 1,234-inch diagonal TV screen. It would take 600 37-inch flat screen TVs to equal one of these giant LED (light emitting diode) boards. Nearly 2.5 million individual LEDs provide the image on the two screens, allowing the highest quality pictures in the brightest sunlight and at night events.

- The high definition views allow for some of the best graphics and game action video in the league, live game highlights from around the NFL, instant replays, scores, statistics, plus player updates and features.

- Each of the two giant screens is made up of modular LED panels – 12.6 inches by 15.1 inches. These panels were then assembled into larger sections measuring 8 by 9 feet. Each section weighs 900 pounds, and there are 33 sections on each board.

- A control room that allows the high definition boards to work at peak quality was designed by VPC and installed at M&T Bank Stadium by Diversified Systems, the U.S. industry leader in the construction and installation of control rooms.

- Added in 2013 were two high definition video boards, measuring 8 feet high and 30 feet wide, which were installed at the concourse entrances of Gates A and D. (Approximately 60 percent of fans enter Gate A for all stadium events.) These new HD boards, which have split-screen capabilities, display a variety of content, ranging from in-game action, highlights, stats, messaging and entertainment video.

- Another dramatic improvement in 2013 was the addition of four new LED boards – one placed on each side of the two giant RavensVision HD video boards in the stadium's inner bowl. Additionally, new LED ribbon boards were installed to fully connect around the entire middle seating bowl.

- In 2014, four new displays featuring the latest in Daktronics SMD (Surface-Mount Device) LED technology were added to the upper concourse of the stadium, above the Miller Flight Deck, keeping fans updated on the game's excitement while away from their seats. Each of these new displays features 8 millimeter line spacing on SMD LED outdoor technology. The displays each measure 6 feet high by 22 feet wide to show fans the same content as the main video displays while they are in the upper concourse areas heading to and from restrooms or concession stands.

“We remain committed to enhancing the game-day experience at M&T Bank Stadium,” Ravens president Dick Cass stated. “This is the second-consecutive year we’ve made significant upgrades to our digital video displays. The addition of these new screens will be great for our fans. They will provide even more entertainment and football information for people to enjoy.”

## SIGHTLINES

- Front row seating in the lower level is 6 feet above the playing field, high enough to eliminate any issue with obstructed views. In addition, the front row is only a short distance of 50 feet from the playing field sidelines and 20 feet from the back of the end zones.



# M&T BANK STADIUM

- The distinct upper seating area includes open notches in each stadium corner, allowing spectacular views of Baltimore.

## SEATING

- With a seating capacity of 71,008, M&T Bank Stadium is substantially larger than its sister baseball ballpark to the north. At 1.6 million square feet, it is nearly double Oriole Park at Camden Yards' size. Seating for the disabled is located on every level.

- The 8,196 club seats at M&T Bank Stadium offer extra-wide comfort, plus VIP parking, access to the club lounges serving specialty foods, fully-staffed bars, concierge services and scenic views of downtown Baltimore.

- Each of the 128 suites at M&T Bank Stadium hold between 20-24 people and features three televisions, a private restroom, VIP parking and personal waitstaff service. Many other amenities are available to suite holders.

## AMENITIES/DESIGN

- As part of a two-year, \$35 million investment that began in 2013, the Ravens enhanced the fan experience at M&T Bank Stadium with improvements to video boards, concession stands and all concourses.

- All 16 lower concourse concessions stands were upgraded, with these enhancements improving the speed of service, and also the freshness and quality of food, much of which is prepared directly in front of fans.

- Additional concession stand improvements included digital menu boards and full upgrades to all condiment counters. Renovations to upper concourse concession stands were completed prior to the 2014 NFL season.

- Additionally, in 2013 and 2014, all concourses were redesigned with a "Ravenized" theme, influenced by the brick and steel look of the M&T Bank Stadium exterior and other buildings on the Camden Yards complex. These features include support columns wrapped in brick, purple accent lighting and enhanced directional signage throughout each concourse.

- Extra-wide concourses (44-64 ft.) allow easier fan movement. Seven public elevators, numerous ramps and two escalators (to club level) assist the fan traffic.

- There are 44 concessions stands in the upper, lower and club levels with delicious game-day fare, including some of Baltimore's signature favorites, such as crab cakes.

- Club Level decor features a historical perspective of football in Baltimore highlighting great games, teams and players from the area's rich football history.

## TRANSPORTATION AND STADIUM SITE

- Located at 1101 Russell Street, M&T Bank Stadium is surrounded on all sides by the following elevated roadways: I-95 and the Hamburg St. bridge to the north; I-95 and I-395 (plus Light Rail line) to the east; the Ostend St. bridge to the south; and the Russell St. viaduct to the west.

- Fans can easily access the stadium using mass transit. The Light Rail has a drop-off point located directly outside Gate B.

- Parking in stadium lots, managed by Central Parking Systems, (410) 347-9330, is limited to permit holders, but downtown parking garages are also available for game day parking, just a short walk away.

- Tailgating is welcomed at M&T Bank Stadium. Fans may tailgate in every complex lot. For complete Tailgate Lot information, call the Ravens' Ticket Office at (410) 261-7283.

- In October of 2002, following the passing of legendary Colts' quarterback Johnny Unitas, the Ravens named the area near Gate A Unitas Plaza. A statue (shown below) sculpted by local artist Frederick Kail was commissioned by a grassroots group that included donations from the Steve Bisciotti family, the Art Modell family, the Baltimore Orioles and numerous others. One of the signature elements of the bronze work is the famous black high tops – John's favorite football shoe. Many Ravens fans touch the left shoe of the statue for good luck prior to every home game.

Prior to the 2014 season, the Ravens unveiled a second statue in Unitas Plaza – one of former LB Ray Lewis, a Ravens' icon and perhaps the greatest defensive player in NFL history.

- Unitas Plaza is a great picture-taking area for Baltimoreans and vacationers. Original PSL season ticket holders also have the opportunity to locate their names etched in one of two PSL Walls of Honor. These names are a tribute to the great Ravens football fans who have supported the team that brought Baltimore and the State of Maryland two Super Bowl Championships (2000 and 2012).



Legendary Baltimore Colts QB Johnny Unitas has been immortalized by a statue outside M&T Bank Stadium.

# IN-GAME ENTERTAINMENT



## MASCOT POE

The game-day experience at M&T Bank Stadium is designed to offer Ravens fans a festive and colorful atmosphere by providing a variety of entertainment and excitement. And it wouldn't be complete without the Ravens' mischievous mascot, Poe. If you would like to book Poe to fly into your next function, please visit [www.baltimore Ravens.com/mascots](http://www.baltimore Ravens.com/mascots).



## RAVENS CHEERLEADERS

The Ravens' cheerleading squad has 15 members on the dance team and 32 members on the stunt team. The cheerleading squad is the only NFL team with both a dance and co-ed stunt team. Cheerleaders are in our community helping raise funds for charities and foundations in the Baltimore area. To schedule an appearance, visit: [www.baltimore Ravens.com/cheerleaders](http://www.baltimore Ravens.com/cheerleaders).



## BALTIMORE'S MARCHING RAVENS

Over 180 musicians comprise Baltimore's Marching Ravens. John Ziemann directed the Colts' Marching Band, which evolved into the current Ravens' musical performers. BMR is deeply involved in charitable causes and raises funds to help support the Baltimore community. For information on scheduling these dynamic performers, visit [www.baltimore Ravens.com/band](http://www.baltimore Ravens.com/band).



## LIVE RAVENS

The Ravens' live mascots, Rise and Conquer, live at the Maryland Zoo in Baltimore and can be visited by fans. Fans also have an opportunity to see the birds appear at home games and a number of different Ravens events throughout the calendar year. For more information, visit [www.baltimore Ravens.com/mascots](http://www.baltimore Ravens.com/mascots).

## THE LEAGUE'S LOUDEST



"This crowd here, defensively, there is no place like this place – none. I don't care how loud they cheer or how long they cheer. When they're chanting, 'Defense,' I'm happy. This is a unique, unique place."

- Ravens defensive coordinator **Dean Pees** on Baltimore's home crowd

"It was [in 2007], and I can remember everything – it made that much of an impression. Sometimes when you play in certain venues, you feel the audience. The electricity they have, the energy they're giving the team – you feel that in Baltimore. It's like the fans and the defense are in perfect sync together."

- ESPN analyst & former Patriots LB **Tedy Bruschi** on M&T Bank Stadium



# M&T BANK STADIUM



On May 21, 2014, M&T Bank and the Baltimore Ravens announced a 10-year, \$60 million extension of their partnership, which includes the continuation of naming rights to M&T Bank Stadium and an array of community-focused programs, including a new initiative focused on helping at-risk children in Baltimore.

The partnership, which began as a 15-year agreement in 2003 and is now extended through 2027, has proven to reach far beyond the stadium and into the community through a range of joint initiatives.

“M&T Bank’s partnership with the Ravens isn’t about a name on a building – it’s about combining the strengths of our two teams to build a better, stronger Baltimore,” said M&T Bank president Mark Czarnecki.

Founded in 1856, M&T Bank Corp. ([www.mtb.com](http://www.mtb.com)) is one of the 20 largest U.S. commercial bank holding companies, with more than 700 branch offices and 1,500 ATMs in New York, Pennsylvania, Maryland, Delaware, Virginia, West Virginia and Washington, D.C.

“Our partnership with M&T is based on shared values and has produced impact on both companies and this community,” said Ravens owner Steve Bisciotti. “This new agreement is a natural extension of our strong relationship and mutual commitment to pursuing excellence and strengthening this region. We look forward to continuing to work with M&T and helping those in need.”

A new component of the partnership will be an initiative to establish a Judith P. Hoyer Early Child Care and Family Education Center (Judy Center), which provides comprehensive services to increase school readiness for at-risk children under age five and their families. The Judy Center will be located at an elementary school in the Cherry Hill section of Baltimore City and is being organized through the Baltimore Community Foundation (BCF). The Ravens and M&T will provide a total of \$600,000 in funding for the project.

Other community initiatives include the following:

#### ***M&T Bank Honor Rows:***



Since 2003, M&T Bank and the Ravens have honored more than 8,000 young people from a range of organizations, including Big Brothers Big Sisters of the Greater Chesapeake, recognizing their outstanding volunteer work. For each Ravens home game, 100 young people receive tickets, Honor Rows t-shirts, a pre-game on-field visit and official in-game recognition on the RavensVision screens.



# M&T BANK STADIUM



## M&T Bank Touchdown for Teachers:

The Touchdown for Teachers program recognizes local teachers for their outstanding service to their schools and communities. Five finalists (the inaugural 2014 group pictured right) are chosen based on their involvement in the school or community, degree of positive impact and their demonstrated commitment to education. The 2014 grand prize winner was Jasmine Blanks (far right), a music teacher who received a \$1,000 grant for her school and a classroom visit by Ravens DT Brandon Williams.



## Ravens Foundation Partner:

Since the inception of the partnership in 2003, a total of \$1 million has been allocated from M&T to the Ravens Foundation to support a range of community groups. Each year, M&T employees volunteer to work at Ravens community events including food drives, Habitat for Humanity builds, Play 60 events and Earth Day clean-ups. In 2013, M&T employees volunteered 587 hours at Ravens community events.

## Partnership Facts:

M&T Bank will continue to receive extensive corporate

branding exposure combined with promotions related to being the Ravens' official bank, such as offering the exclusive Ravens debit card. On game days, M&T Bank is featured on an array of interior and exterior stadium signage and branding, seen by 70,000 fans and millions more on television. M&T Bank also provides banking services through nine ATMs located throughout the stadium and an M&T booth on Ravens Walk. There is also hospitality and special event access for M&T at the stadium, the Ravens' training facility and other Ravens-sponsored events.

## THE M&T ADVANTAGE

Simply put, the Baltimore Ravens have been dominant at home since the day they arrived in Charm City. Below are the Ravens' respective home records and corresponding NFL rankings during several periods.

### RAVENS HOME RECORDS (NFL Rankings)

Time Period (Milestone)	Record	NFL Rank
Since 2010 (Past Four Seasons)	27-5	2
Since 2008 (John Harbaugh Arrival)	39-9	2
Since 2000 (Super Bowl Season)	85-27	2
Since 1998 (M&T Bank Stadium Opened)	93-35	2
Since 1996 (Team's Inception)	100-43-1	4t

Under John Harbaugh, the Ravens have won 30 of their last 35 regular season home games and are 39-9 in games played in Baltimore, ranking as the league's second-best home mark since the 2008 NFL campaign began.

### NFL'S BEST REGULAR SEASON HOME RECORDS (John Harbaugh Era / 2008-13)

Rk.	Team	Record	Pct.
1.	New England Patriots	42-6	.875
2.	<b>Baltimore Ravens</b>	<b>39-9</b>	<b>.813</b>
3.	New Orleans Saints	37-11	.771
4.	Green Bay Packers	36-11-1	.760
5.	Atlanta Falcons	36-12	.750



# M&T BANK STADIUM: GOLD STANDARD



In 2013, the Ravens, in partnership with the Maryland Stadium Authority (MSA), earned a LEED-certified Gold designation for M&T Bank Stadium from the U.S. Green Building Council (USGBC).

LEED (Leadership in Energy and Environmental Design) strives to deliver energy- and water-efficient, healthy, environmentally-friendly, cost-savings buildings, homes and communities.

M&T Bank Stadium is the first existing outdoor professional sports facility in the United States – including all NFL and Major League Baseball stadiums – to receive USGBC's Gold rating. A LEED certification is recognized across the globe as the premier mark of achievement in green building.

## IN THEIR OWN WORDS

"I'm pleased to celebrate the LEED-certified Gold designation with our World Champions. Working together, we're meeting some of the most ambitious energy reduction goals in the nation, fostering innovation and job creation that will lead to a better, more sustainable future for our children."

**- Maryland Governor Martin O'Malley**

"The Ravens attempt to set a standard in everything they do, both on and off the field. Working hard to stay green and sustainable at M&T Bank Stadium is another example of the Ravens doing the right thing in their community at a consistently-high level."

**- NFL Commissioner Roger Goodell**

"In conjunction with and support from the Maryland Stadium Authority, the Ravens wanted to step forward as a leader in the stadium industry by pushing the envelope with efficiency and sustainability. Our staff, headed by Roy Sommerhof, used creative strategies that produced significant energy and maintenance efficiencies and cost savings."

**- Baltimore Ravens President Dick Cass**

"Achieving LEED status does more than showcase our commitment to the environment. This standard of excellence enhances the value of our stadium. For many sports and entertainment entities, sustainability is a key factor in selecting venues. This designation improves our chances to attract these events."

**- Maryland Stadium Authority Chairman John Morton III**

## SUSTAINABILITY FACTS FOR M&T BANK STADIUM

- The stadium's efficient irrigation system and adaptive vegetation reduces 30% of its potable water for outside irrigation.
- Electricity at the stadium has been reduced from 15,952,984 kilowatt hours in 2005 to 10,881,579 in 2012.
- The electricity savings of 5,071,405 kilowatt hours can heat about 440 homes for a year.
- Installation of waterless urinals & water-efficient restroom fixtures saves the stadium over 3 million gallons of water per year.
- 43% water reduction with the installation of over 400 waterless urinals
- 38% of M&T Bank Stadium staff use alternative transportation to work, contributing to the stadium's carbon footprint reduction of 123,070 metric tons of greenhouse gas emissions per year.
- 71% of regularly-occupied spaces have access to outdoor views
- The stadium is 27% above the national average in energy efficiency.
- The stadium recycles 31% of its regular waste.

Ravens president Dick Cass (left) and Maryland governor Martin O'Malley (right) accept the LEED-certified Gold designation from Jason Hartke (center) of the U.S. Green Building Council.





# M&T BANK STADIUM SEATING





# GAME DAY BROADCAST TEAM



**WBAL 1090AM**  
97.9HD4 WBAL.COM  
THE ONLY STATION THAT MATTERS

**98ROCK**  
97.9 baltimore

**BALTIMORE  
RAVENS.COM**

Pictured from left to right is the radio team of Gerry Sandusky, Stan White and Qadry Ismail. The trio brings a wealth of knowledge to game broadcasts on WBAL Radio 1090 AM and 98Rock WIYY FM (and streamed live on baltimoreravens.com). Preseason games are called by the radio team on WBAL Radio and 98Rock and simulcast to TV on WBAL-TV, Comcast SportsNet, WHTM-TV (Pennsylvania) and WJLA-TV (Washington, D.C.).

Ravens games can be heard on 98Rock WIYY (97.9 FM), WBAL 1090 AM, baltimoreravens.com and on 13 regional affiliates (listed below). This network broadcasts each Ravens game and spans four states – including Maryland, Pennsylvania, Delaware and West Virginia – and Washington, D.C. Gerry Sandusky, WBAL-TV 11 sports director, gives the play-by-play and serves as the executive

producer for the broadcast team that includes Qadry Ismail and Stan White. Ismail, a member of the Ravens' 2000 Super Bowl XXXV team, provides on-field experience and knowledgeable insight on players and situations. White, a former NFL standout for the Baltimore Colts and Detroit Lions, is regarded as one of the top NFL analysts.

## RAVENS RADIO AFFILIATES

### MARYLAND

**Annapolis**  
WNAV • 1430 AM

### Cambridge

WCEM • 106.3 FM/1240 AM

### Cumberland

WCBC • 107.1 FM

### Hagerstown

WARK • 1490 AM/98.9 FM

### Ocean City

WZBH • 93.5 FM

### Salisbury

WICO • 92.5 FM

### Thurmont

WTHU • 1450 AM

### Westminster

WTTR • 1470 AM

### PENNSYLVANIA

**York**  
WSBA • 910 AM

### DELAWARE

**Newark**  
WWTX • 1290 AM

### WASHINGTON, D.C.

WBIG • 100.3 FM


### WEST VIRGINIA

WEPM • 1340 AM



**RAVENS RADIO LOCKER ROOM SHOW** runs 15 minutes after each Ravens game throughout the season. This game-day wrap-up features the live post-game press conferences of head coach John Harbaugh (pictured above with play-by-play announcer Gerry Sandusky) and is followed by several player interviews. The show is hosted by Stan White in the Ravens' locker room.

# TURN ON. TUNE IN. TEAM UP WITH THE RAVENS



## MONDAY

### MONDAY NIGHT LIVE

7 pm / WBAL 1090AM

## TUESDAY

### RAVENS PLAYLIST

7 pm / 98Rock

### RAVENS REPORT

7 pm / WBAL 1090AM

### RAVENS WIRED

7:30 & 10:30 pm /  
MeTV Baltimore  
5 & 11:30 pm / CSN

## WEDNESDAY

### GAMEPLAN

7 pm / WBAL 1090AM

## THURSDAY

### RAVENS UNSCRIPTED

7 pm / WBAL 1090AM

### RAVENS UNSCRIPTED

7:30 & 10:30 pm /  
MeTV Baltimore  
5 & 11:30 pm / CSN

## FRIDAY

### PURPLE PASSION

7 pm / WBAL 1090AM

### RAVENS TALK

7:30 & 10:30 pm /  
MeTV Baltimore  
7:30 & 10:30 pm / CSN

## SATURDAY

### RAVENS SATURDAY HUDDLE

11 am / MeTV Baltimore  
11 am / WBAL 1090AM

### RAVENS REPORT

5 pm / CSN

## SUNDAY

### RAVENS REPORT

11:30 am / WBAL TV



# 2014 NFL REGULAR SEASON SCHEDULE

ALL TIMES EASTERN

## WEEK 1

### THURSDAY, SEPTEMBER 4

GREEN BAY PACKERS AT SEATTLE SEAHAWKS ..... 8:30p

### SUNDAY, SEPTEMBER 7

NEW ORLEANS SAINTS AT ATLANTA FALCONS ..... 1:00p

**CINCINNATI BENGALS AT BALTIMORE RAVENS ..... 1:00p**

BUFFALO BILLS AT CHICAGO BEARS ..... 1:00p

WASHINGTON REDSKINS AT HOUSTON TEXANS ..... 1:00p

TENNESSEE TITANS AT KANSAS CITY CHIEFS ..... 1:00p

NEW ENGLAND PATRIOTS AT MIAMI DOLPHINS ..... 1:00p

OAKLAND RAIDERS AT N.Y. JETS ..... 1:00p

JACKSONVILLE JAGUARS AT PHILADELPHIA EAGLES ..... 1:00p

CLEVELAND BROWNS AT PITTSBURGH STEELERS ..... 1:00p

MINNESOTA VIKINGS AT ST. LOUIS RAMS ..... 1:00p

SAN FRANCISCO 49ERS AT DALLAS COWBOYS ..... 4:25p

CAROLINA PANTHERS AT TAMPA BAY BUCCANEERS ..... 4:25p

INDIANAPOLIS COLTS AT DENVER BRONCOS ..... 8:30p

### MONDAY, SEPTEMBER 8

N.Y. GIANTS AT DETROIT LIONS ..... 7:10p

SAN DIEGO CHARGERS AT ARIZONA CARDINALS ..... 10:20p

## WEEK 2

### THURSDAY, SEPTEMBER 11

**PITTSBURGH STEELERS AT BALTIMORE RAVENS ..... 8:25p**

### SUNDAY, SEPTEMBER 14

MIAMI DOLPHINS AT BUFFALO BILLS ..... 1:00p

DETROIT LIONS AT CAROLINA PANTHERS ..... 1:00p

ATLANTA FALCONS AT CINCINNATI BENGALS ..... 1:00p

NEW ORLEANS SAINTS AT CLEVELAND BROWNS ..... 1:00p

NEW ENGLAND PATRIOTS AT MINNESOTA VIKINGS ..... 1:00p

ARIZONA CARDINALS AT N.Y. GIANTS ..... 1:00p

DALLAS COWBOYS AT TENNESSEE TITANS ..... 1:00p

JACKSONVILLE JAGUARS AT WASHINGTON REDSKINS ..... 1:00p

SEATTLE SEAHAWKS AT SAN DIEGO CHARGERS ..... 4:05p

ST. LOUIS RAMS AT TAMPA BAY BUCCANEERS ..... 4:05p

KANSAS CITY CHIEFS AT DENVER BRONCOS ..... 4:25p

N.Y. JETS AT GREEN BAY PACKERS ..... 4:25p

HOUSTON TEXANS AT OAKLAND RAIDERS ..... 4:25p

CHICAGO BEARS AT SAN FRANCISCO 49ERS ..... 8:30p

### MONDAY, SEPTEMBER 15

PHILADELPHIA EAGLES AT INDIANAPOLIS COLTS ..... 8:30p

## WEEK 3

### THURSDAY, SEPTEMBER 18

TAMPA BAY BUCCANEERS AT ATLANTA FALCONS ..... 8:25p

### SUNDAY, SEPTEMBER 21

SAN DIEGO CHARGERS AT BUFFALO BILLS ..... 1:00p

TENNESSEE TITANS AT CINCINNATI BENGALS ..... 1:00p

**BALTIMORE RAVENS AT CLEVELAND BROWNS ..... 1:00p**

GREEN BAY PACKERS AT DETROIT LIONS ..... 1:00p

INDIANAPOLIS COLTS AT JACKSONVILLE JAGUARS ..... 1:00p

OAKLAND RAIDERS AT NEW ENGLAND PATRIOTS ..... 1:00p

MINNESOTA VIKINGS AT NEW ORLEANS SAINTS ..... 1:00p

HOUSTON TEXANS AT N.Y. GIANTS ..... 1:00p

WASHINGTON REDSKINS AT PHILADELPHIA EAGLES ..... 1:00p

DALLAS COWBOYS AT ST. LOUIS RAMS ..... 1:00p

SAN FRANCISCO 49ERS AT ARIZONA CARDINALS ..... 4:05p

KANSAS CITY CHIEFS AT MIAMI DOLPHINS ..... 4:25p

DENVER BRONCOS AT SEATTLE SEAHAWKS ..... 4:25p

PITTSBURGH STEELERS AT CAROLINA PANTHERS ..... 8:30p

### MONDAY, SEPTEMBER 22

CHICAGO BEARS AT N.Y. JETS ..... 8:30p

## WEEK 4 - (BYES: ARI, CIN, CLE, DEN, SEA, STL)

### THURSDAY, SEPTEMBER 25

N.Y. GIANTS AT WASHINGTON REDSKINS ..... 8:25p

### SUNDAY, SEPTEMBER 28

**CAROLINA PANTHERS AT BALTIMORE RAVENS ..... 1:00p**

GREEN BAY PACKERS AT CHICAGO BEARS ..... 1:00p

BUFFALO BILLS AT HOUSTON TEXANS ..... 1:00p

TENNESSEE TITANS AT INDIANAPOLIS COLTS ..... 1:00p

DETROIT LIONS AT N.Y. JETS ..... 1:00p

MIAMI DOLPHINS AT OAKLAND RAIDERS (LONDON) ..... 1:00p

TAMPA BAY BUCCANEERS AT PITTSBURGH STEELERS ..... 1:00p

JACKSONVILLE JAGUARS AT SAN DIEGO CHARGERS ..... 4:05p

ATLANTA FALCONS AT MINNESOTA VIKINGS ..... 4:25p

PHILADELPHIA EAGLES AT SAN FRANCISCO 49ERS ..... 4:25p

NEW ORLEANS SAINTS AT DALLAS COWBOYS ..... 8:30p

### MONDAY, SEPTEMBER 29

NEW ENGLAND PATRIOTS AT KANSAS CITY CHIEFS ..... 8:30p

## WEEK 5 - (BYES: MIA, OAK)

### THURSDAY, OCTOBER 2

MINNESOTA VIKINGS AT GREEN BAY PACKERS ..... 8:25p

### SUNDAY, OCTOBER 5

CHICAGO BEARS AT CAROLINA PANTHERS ..... 1:00p

HOUSTON TEXANS AT DALLAS COWBOYS ..... 1:00p

BUFFALO BILLS AT DETROIT LIONS ..... 1:00p

**BALTIMORE RAVENS AT INDIANAPOLIS COLTS ..... 1:00p**

PITTSBURGH STEELERS AT JACKSONVILLE JAGUARS ..... 1:00p

TAMPA BAY BUCCANEERS AT NEW ORLEANS SAINTS ..... 1:00p

ATLANTA FALCONS AT N.Y. GIANTS ..... 1:00p

ST. LOUIS RAMS AT PHILADELPHIA EAGLES ..... 1:00p

CLEVELAND BROWNS AT TENNESSEE TITANS ..... 1:00p

ARIZONA CARDINALS AT DENVER BRONCOS ..... 4:05p

N.Y. JETS AT SAN DIEGO CHARGERS ..... 4:25p

KANSAS CITY CHIEFS AT SAN FRANCISCO 49ERS ..... 4:25p

CINCINNATI BENGALS AT NEW ENGLAND PATRIOTS \* ..... 8:30p

### MONDAY, OCTOBER 6

SEATTLE SEAHAWKS AT WASHINGTON REDSKINS ..... 8:30p

## WEEK 6 - (BYES: KC, NO)

### THURSDAY, OCTOBER 9

INDIANAPOLIS COLTS AT HOUSTON TEXANS ..... 8:25p

### SUNDAY, OCTOBER 12

CHICAGO BEARS AT ATLANTA FALCONS ..... 1:00p

NEW ENGLAND PATRIOTS AT BUFFALO BILLS ..... 1:00p

CAROLINA PANTHERS AT CINCINNATI BENGALS ..... 1:00p

PITTSBURGH STEELERS AT CLEVELAND BROWNS ..... 1:00p

GREEN BAY PACKERS AT MIAMI DOLPHINS ..... 1:00p

DETROIT LIONS AT MINNESOTA VIKINGS ..... 1:00p

DENVER BRONCOS AT N.Y. JETS ..... 1:00p

**BALTIMORE RAVENS AT TAMPA BAY BUCCANEERS ..... 1:00p**

JACKSONVILLE JAGUARS AT TENNESSEE TITANS ..... 1:00p

SAN DIEGO CHARGERS AT OAKLAND RAIDERS ..... 4:05p

WASHINGTON REDSKINS AT ARIZONA CARDINALS ..... 4:25p

DALLAS COWBOYS AT SEATTLE SEAHAWKS ..... 4:25p

N.Y. GIANTS AT PHILADELPHIA EAGLES \* ..... 8:30p

### MONDAY, OCTOBER 13

SAN FRANCISCO 49ERS AT ST. LOUIS RAMS ..... 8:30p



# 2014 NFL REGULAR SEASON SCHEDULE

ALL TIMES EASTERN

## WEEK 7 - (BYES: PHI, TB)

### THURSDAY, OCTOBER 16

N.Y. JETS AT NEW ENGLAND PATRIOTS ..... 8:25p

### SUNDAY, OCTOBER 19

**ATLANTA FALCONS AT BALTIMORE RAVENS ..... 1:00p**  
 MINNESOTA VIKINGS AT BUFFALO BILLS ..... 1:00p  
 MIAMI DOLPHINS AT CHICAGO BEARS ..... 1:00p  
 NEW ORLEANS SAINTS AT DETROIT LIONS ..... 1:00p  
 CAROLINA PANTHERS AT GREEN BAY PACKERS ..... 1:00p  
 CINCINNATI BENGALS AT INDIANAPOLIS COLTS ..... 1:00p  
 CLEVELAND BROWNS AT JACKSONVILLE JAGUARS ..... 1:00p  
 SEATTLE SEAHAWKS AT ST. LOUIS RAMS ..... 1:00p  
 TENNESSEE TITANS AT WASHINGTON REDSKINS ..... 1:00p  
 KANSAS CITY CHIEFS AT SAN DIEGO CHARGERS ..... 4:05p  
 N.Y. GIANTS AT DALLAS COWBOYS ..... 4:25p  
 ARIZONA CARDINALS AT OAKLAND RAIDERS ..... 4:25p  
 SAN FRANCISCO 49ERS AT DENVER BRONCOS \* ..... 8:30p

### MONDAY, OCTOBER 20

HOUSTON TEXANS AT PITTSBURGH STEELERS ..... 8:30p

## WEEK 8 - (BYES: NYG, SF)

### THURSDAY, OCTOBER 23

SAN DIEGO CHARGERS AT DENVER BRONCOS ..... 8:25p

### SUNDAY, OCTOBER 26

DETROIT LIONS AT ATLANTA FALCONS (LONDON) ..... 9:30a  
 SEATTLE SEAHAWKS AT CAROLINA PANTHERS ..... 1:00p  
**BALTIMORE RAVENS AT CINCINNATI BENGALS ..... 1:00p**  
 MIAMI DOLPHINS AT JACKSONVILLE JAGUARS ..... 1:00p  
 ST. LOUIS RAMS AT KANSAS CITY CHIEFS ..... 1:00p  
 CHICAGO BEARS AT NEW ENGLAND PATRIOTS ..... 1:00p  
 BUFFALO BILLS AT N.Y. JETS ..... 1:00p  
 MINNESOTA VIKINGS AT TAMPA BAY BUCCANEERS ..... 1:00p  
 HOUSTON TEXANS AT TENNESSEE TITANS ..... 1:00p  
 PHILADELPHIA EAGLES AT ARIZONA CARDINALS ..... 4:05p  
 OAKLAND RAIDERS AT CLEVELAND BROWNS ..... 4:25p  
 INDIANAPOLIS COLTS AT PITTSBURGH STEELERS ..... 4:25p  
 GREEN BAY PACKERS AT NEW ORLEANS SAINTS \* ..... 8:30p

### MONDAY, OCTOBER 27

WASHINGTON REDSKINS AT DALLAS COWBOYS ..... 8:30p

## WEEK 9 - (BYES: ATL BUF, CHI, DET, GB, TEN)

### THURSDAY, OCTOBER 30

NEW ORLEANS SAINTS AT CAROLINA PANTHERS ..... 8:25p

### SUNDAY, NOVEMBER 2

JACKSONVILLE JAGUARS AT CINCINNATI BENGALS ..... 1:00p  
 TAMPA BAY BUCCANEERS AT CLEVELAND BROWNS ..... 1:00p  
 ARIZONA CARDINALS AT DALLAS COWBOYS ..... 1:00p  
 PHILADELPHIA EAGLES AT HOUSTON TEXANS ..... 1:00p  
 N.Y. JETS AT KANSAS CITY CHIEFS ..... 1:00p  
 SAN DIEGO CHARGERS AT MIAMI DOLPHINS ..... 1:00p  
 WASHINGTON REDSKINS AT MINNESOTA VIKINGS ..... 1:00p  
 ST. LOUIS RAMS AT SAN FRANCISCO 49ERS ..... 4:05p  
 DENVER BRONCOS AT NEW ENGLAND PATRIOTS ..... 4:25p  
 OAKLAND RAIDERS AT SEATTLE SEAHAWKS ..... 4:25p  
**BALTIMORE RAVENS AT PITTSBURGH STEELERS \* ..... 8:30p**

### MONDAY, NOVEMBER 3

INDIANAPOLIS COLTS AT N.Y. GIANTS ..... 8:30p

## WEEK 10 - (BYES: HOU, IND, MIN, NE, SD, WAS)

### THURSDAY, NOVEMBER 6

CLEVELAND BROWNS AT CINCINNATI BENGALS ..... 8:25p

### SUNDAY, NOVEMBER 9

**TENNESSEE TITANS AT BALTIMORE RAVENS ..... 1:00p**  
 KANSAS CITY CHIEFS AT BUFFALO BILLS ..... 1:00p  
 MIAMI DOLPHINS AT DETROIT LIONS ..... 1:00p  
 DALLAS COWBOYS AT JACKSONVILLE JAGUARS (LONDON) ..... 1:00p  
 SAN FRANCISCO 49ERS AT NEW ORLEANS SAINTS ..... 1:00p  
 PITTSBURGH STEELERS AT N.Y. JETS ..... 1:00p  
 ATLANTA FALCONS AT TAMPA BAY BUCCANEERS ..... 1:00p  
 DENVER BRONCOS AT OAKLAND RAIDERS ..... 4:05p  
 ST. LOUIS RAMS AT ARIZONA CARDINALS ..... 4:25p  
 N.Y. GIANTS AT SEATTLE SEAHAWKS ..... 4:25p  
 CHICAGO BEARS AT GREEN BAY PACKERS \* ..... 8:30p

### MONDAY, NOVEMBER 10

CAROLINA PANTHERS AT PHILADELPHIA EAGLES ..... 8:30p

## WEEK 11 - (BYES: BAL, DAL, JAX, NYJ)

### THURSDAY, NOVEMBER 13

BUFFALO BILLS AT MIAMI DOLPHINS ..... 8:25p

### SUNDAY, NOVEMBER 16

ATLANTA FALCONS AT CAROLINA PANTHERS ..... 1:00p  
 MINNESOTA VIKINGS AT CHICAGO BEARS ..... 1:00p  
 HOUSTON TEXANS AT CLEVELAND BROWNS ..... 1:00p  
 PHILADELPHIA EAGLES AT GREEN BAY PACKERS ..... 1:00p  
 SEATTLE SEAHAWKS AT KANSAS CITY CHIEFS ..... 1:00p  
 CINCINNATI BENGALS AT NEW ORLEANS SAINTS ..... 1:00p  
 SAN FRANCISCO 49ERS AT N.Y. GIANTS ..... 1:00p  
 DENVER BRONCOS AT ST. LOUIS RAMS ..... 1:00p  
 TAMPA BAY BUCCANEERS AT WASHINGTON REDSKINS ..... 1:00p  
 OAKLAND RAIDERS AT SAN DIEGO CHARGERS ..... 4:05p  
 DETROIT LIONS AT ARIZONA CARDINALS ..... 4:25p  
 NEW ENGLAND PATRIOTS AT INDIANAPOLIS COLTS \* ..... 8:30p

### MONDAY, NOVEMBER 17

PITTSBURGH STEELERS AT TENNESSEE TITANS ..... 8:30p

## WEEK 12 - (BYES: CAR, PIT)

### THURSDAY, NOVEMBER 20

KANSAS CITY CHIEFS AT OAKLAND RAIDERS ..... 8:25p

### SUNDAY, NOVEMBER 23

CLEVELAND BROWNS AT ATLANTA FALCONS ..... 1:00p  
 N.Y. JETS AT BUFFALO BILLS ..... 1:00p  
 TAMPA BAY BUCCANEERS AT CHICAGO BEARS ..... 1:00p  
 CINCINNATI BENGALS AT HOUSTON TEXANS ..... 1:00p  
 JACKSONVILLE JAGUARS AT INDIANAPOLIS COLTS ..... 1:00p  
 GREEN BAY PACKERS AT MINNESOTA VIKINGS ..... 1:00p  
 DETROIT LIONS AT NEW ENGLAND PATRIOTS ..... 1:00p  
 TENNESSEE TITANS AT PHILADELPHIA EAGLES ..... 1:00p  
 ST. LOUIS RAMS AT SAN DIEGO CHARGERS ..... 4:05p  
 ARIZONA CARDINALS AT SEATTLE SEAHAWKS ..... 4:05p  
 MIAMI DOLPHINS AT DENVER BRONCOS ..... 4:25p  
 WASHINGTON REDSKINS AT SAN FRANCISCO 49ERS ..... 4:25p  
 DALLAS COWBOYS AT N.Y. GIANTS \* ..... 8:30p

### MONDAY, NOVEMBER 24

**BALTIMORE RAVENS AT NEW ORLEANS SAINTS ..... 8:30p**

# 2014 NFL REGULAR SEASON SCHEDULE

ALL TIMES EASTERN

## WEEK 13

### THURSDAY, NOVEMBER 27

CHICAGO BEARS AT DETROIT LIONS.....	12:30p
PHILADELPHIA EAGLES AT DALLAS COWBOYS.....	4:30p
SEATTLE SEAHAWKS AT SAN FRANCISCO 49ERS.....	8:30p

### SUNDAY, NOVEMBER 30

<b>SAN DIEGO CHARGERS AT BALTIMORE RAVENS.....</b>	<b>1:00p</b>
CLEVELAND BROWNS AT BUFFALO BILLS.....	1:00p
TENNESSEE TITANS AT HOUSTON TEXANS.....	1:00p
WASHINGTON REDSKINS AT INDIANAPOLIS COLTS.....	1:00p
N.Y. GIANTS AT JACKSONVILLE JAGUARS.....	1:00p
CAROLINA PANTHERS AT MINNESOTA VIKINGS.....	1:00p
NEW ORLEANS SAINTS AT PITTSBURGH STEELERS.....	1:00p
OAKLAND RAIDERS AT ST. LOUIS RAMS.....	1:00p
CINCINNATI BENGALS AT TAMPA BAY BUCCANEERS.....	1:00p
ARIZONA CARDINALS AT ATLANTA FALCONS.....	4:05p
NEW ENGLAND PATRIOTS AT GREEN BAY PACKERS.....	4:25p
DENVER BRONCOS AT KANSAS CITY CHIEFS *.....	8:30p

### MONDAY, DECEMBER 1

MIAMI DOLPHINS AT N.Y. JETS.....	8:30p
----------------------------------	-------

## WEEK 14

### THURSDAY, DECEMBER 4

DALLAS COWBOYS AT CHICAGO BEARS.....	8:25p
--------------------------------------	-------

### SUNDAY, DECEMBER 7

PITTSBURGH STEELERS AT CINCINNATI BENGALS.....	1:00p
INDIANAPOLIS COLTS AT CLEVELAND BROWNS.....	1:00p
TAMPA BAY BUCCANEERS AT DETROIT LIONS.....	1:00p
HOUSTON TEXANS AT JACKSONVILLE JAGUARS.....	1:00p
<b>BALTIMORE RAVENS AT MIAMI DOLPHINS.....</b>	<b>1:00p</b>
N.Y. JETS AT MINNESOTA VIKINGS.....	1:00p
CAROLINA PANTHERS AT NEW ORLEANS SAINTS.....	1:00p
N.Y. GIANTS AT TENNESSEE TITANS.....	1:00p
ST. LOUIS RAMS AT WASHINGTON REDSKINS.....	1:00p
KANSAS CITY CHIEFS AT ARIZONA CARDINALS.....	4:05p
BUFFALO BILLS AT DENVER BRONCOS.....	4:05p
SAN FRANCISCO 49ERS AT OAKLAND RAIDERS.....	4:25p
SEATTLE SEAHAWKS AT PHILADELPHIA EAGLES.....	4:25p
NEW ENGLAND PATRIOTS AT SAN DIEGO CHARGERS *.....	8:30p

### MONDAY, DECEMBER 8

ATLANTA FALCONS AT GREEN BAY PACKERS.....	8:30p
---	-------

## WEEK 15

### THURSDAY, DECEMBER 11

ARIZONA CARDINALS AT ST. LOUIS RAMS.....	8:25p
--	-------

### SUNDAY, DECEMBER 14

PITTSBURGH STEELERS AT ATLANTA FALCONS.....	1:00p
<b>JACKSONVILLE JAGUARS AT BALTIMORE RAVENS.....</b>	<b>1:00p</b>
GREEN BAY PACKERS AT BUFFALO BILLS.....	1:00p
TAMPA BAY BUCCANEERS AT CAROLINA PANTHERS.....	1:00p
CINCINNATI BENGALS AT CLEVELAND BROWNS.....	1:00p
MINNESOTA VIKINGS AT DETROIT LIONS.....	1:00p
HOUSTON TEXANS AT INDIANAPOLIS COLTS.....	1:00p
OAKLAND RAIDERS AT KANSAS CITY CHIEFS.....	1:00p
MIAMI DOLPHINS AT NEW ENGLAND PATRIOTS.....	1:00p
WASHINGTON REDSKINS AT N.Y. GIANTS.....	1:00p
DENVER BRONCOS AT SAN DIEGO CHARGERS.....	4:05p
N.Y. JETS AT TENNESSEE TITANS.....	4:05p
SAN FRANCISCO 49ERS AT SEATTLE SEAHAWKS.....	4:25p
DALLAS COWBOYS AT PHILADELPHIA EAGLES *.....	8:30p

### MONDAY, DECEMBER 15

NEW ORLEANS SAINTS AT CHICAGO BEARS.....	8:30p
--	-------

## WEEK 16

### THURSDAY, DECEMBER 18

TENNESSEE TITANS AT JACKSONVILLE JAGUARS.....	8:25p
---	-------

### SATURDAY, DECEMBER 20

SAN DIEGO CHARGERS AT SAN FRANCISCO 49ERS.....	TBD/4:30P/8:15p
PHILADELPHIA EAGLES AT WASHINGTON REDSKINS.....	TBD/4:30P/8:15p

### SUNDAY, DECEMBER 21

CLEVELAND BROWNS AT CAROLINA PANTHERS.....	1:00p
DETROIT LIONS AT CHICAGO BEARS.....	1:00p
<b>BALTIMORE RAVENS AT HOUSTON TEXANS.....</b>	<b>1:00p</b>
MINNESOTA VIKINGS AT MIAMI DOLPHINS.....	1:00p
ATLANTA FALCONS AT NEW ORLEANS SAINTS.....	1:00p
NEW ENGLAND PATRIOTS AT N.Y. JETS.....	1:00p
KANSAS CITY CHIEFS AT PITTSBURGH STEELERS.....	1:00p
GREEN BAY PACKERS AT TAMPA BAY BUCCANEERS.....	1:00p
N.Y. GIANTS AT ST. LOUIS RAMS.....	4:05p
INDIANAPOLIS COLTS AT DALLAS COWBOYS.....	4:25p
BUFFALO BILLS AT OAKLAND RAIDERS.....	4:25p
SEATTLE SEAHAWKS AT ARIZONA CARDINALS *.....	8:30p

### MONDAY, DECEMBER 22

DENVER BRONCOS AT CINCINNATI BENGALS.....	8:30p
---	-------

## WEEK 17

### SUNDAY, DECEMBER 28

CAROLINA PANTHERS AT ATLANTA FALCONS.....	1:00p
<b>CLEVELAND BROWNS AT BALTIMORE RAVENS.....</b>	<b>1:00p</b>
DETROIT LIONS AT GREEN BAY PACKERS.....	1:00p
JACKSONVILLE JAGUARS AT HOUSTON TEXANS.....	1:00p
SAN DIEGO CHARGERS AT KANSAS CITY CHIEFS.....	1:00p
N.Y. JETS AT MIAMI DOLPHINS.....	1:00p
CHICAGO BEARS AT MINNESOTA VIKINGS.....	1:00p
BUFFALO BILLS AT NEW ENGLAND PATRIOTS.....	1:00p
PHILADELPHIA EAGLES AT N.Y. GIANTS.....	1:00p
CINCINNATI BENGALS AT PITTSBURGH STEELERS.....	1:00p
NEW ORLEANS SAINTS AT TAMPA BAY BUCCANEERS.....	1:00p
INDIANAPOLIS COLTS AT TENNESSEE TITANS.....	1:00p
DALLAS COWBOYS AT WASHINGTON REDSKINS.....	1:00p
OAKLAND RAIDERS AT DENVER BRONCOS.....	4:25p
ARIZONA CARDINALS AT SAN FRANCISCO 49ERS.....	4:25p
ST. LOUIS RAMS AT SEATTLE SEAHAWKS.....	4:25p
<i>Sunday night game in Week 17 TBD</i>	

## POSTSEASON

### SATURDAY, JANUARY 3

AFC and NFC Wild Card Playoffs (ESPN, NBC, CBS and FOX)

### SUNDAY, JANUARY 4

AFC and NFC Wild Card Playoffs (ESPN, NBC, CBS and FOX)

### SATURDAY, JANUARY 10

AFC and NFC Divisional Playoffs (CBS, FOX and NBC)

### SUNDAY, JANUARY 11

AFC and NFC Divisional Playoffs (CBS, FOX and NBC)

### SUNDAY, JANUARY 18

AFC and NFC Championship Games (CBS and FOX)

### SUNDAY, JANUARY 25

AFC-NFC Pro Bowl (ESPN)

### SUNDAY, FEBRUARY 1

Super Bowl XLIX in Arizona (NBC)

\* - Sunday night games in Weeks 5-16 subject to change

# INDEX

## A-B

Aiken, Kamar	89
Alexander, Chad	63
All-Time Rankings, Offense	399
All-Time Rankings, Defense	400
All-Time Win/Loss Results	341
Andres, Michelle	72
Attendance, All-Time	326
Azevedo, Mark	64
Baltimore Football History	312
Baltimore Ravens History	312
Band, Marching Ravens	442
Barnett, Juney	26
Bisciotti, Steve	4
Blackburn, David	64
Brigance, O.J.	62
Brooks, Clarence	27
Brooks, Terrence	251
Brown, Arthur	90
Shutout City	90
Ravens in the Red	91
Brown, Chykie	92
Brown, Marlon	94
Rookie Impact	95
Brown, Omar	96
The M&T Bank Advantage	97
Brown, Randy	53
Burchell, Ed	72
M&T Bank Partnership	72
Bynes, Josh	98
Byrne, Kevin	69

## C-D

Campanaro, Michael	258
Canty, Chris	100
AFC North Crowns	103
Cass, Dick	6
Castillo, Juan	29
The M&T Advantage	30
Cheerleaders	442
Coaches, All-Time	55
Coaching Interns, 2014	54
Cody, Terrence	104
Record of Top "3s"	106
Comeback Victories	110
Community	82
Cox, Morgan	107
Cunningham, Ian	65
Daniels, Owen	109
Turnover Table 2000-13	112
DeCosta, Eric	56
Success Across the Draft Board	57
Defensive TDs, All-Time	404
DeLorbe, Bill	31
Shutout City	31
Dennison, Rick	32
Ravens Flourish With Flacco	33
Douglas, Joe	65
Draft Choices, 2014	248
All-Time	337
College	339
Dubé, Jon	70
Dumervil, Elvis	113
Third-Down Dominance	116

## E-G

Ed Block Courage Award Winners	158
Elam, Matt	117
An Offensive Defense	118
Eller, Bob	73
Engram, Bobby	34
Pedigree of Promise	35
Extra Effort Award	108
Facility, Under Armour Performance Center	81
Firsts, M&T Bank Stadium	263
Firsts, Ravens Franchise	231
Flacco, Joe	119
Flacco is the First	121
Super Bowl XLVII MVP	124
Game-Winning Drives	125
Forsett, Justin	127
History of Home Dominance	128
Ground Game Grit	129
Foundations, Ravens	82
Franks, Dominique	130
Game-by-Game Defense, 2013	288
Game-by-Game Offense, 2013	287
Game-by-Game Summaries, 2013	289
Gillmore, Crockett	252
Glowik, Jack	66
Goering, Jeff	73
Top NFL Franchises	73
Gradkowski, Gino	132

## H-J

Hammock, Thomas	36
Ground Game Grit	37
Harbaugh, Jay	53
Harbaugh, John	14
Harbaugh Snapshot	15
Harbaugh Second in NFL	16
Making his Mark	17
Harbaugh Immortalized with Statue at Alma Mater	70
Hendrickson, Milt	66
Hewitt, Chris	38
2013 Special Teams Notes	39
Honor Roll, 2013	280
Honor Rows	443
Honors, Ravens, All-Time	327
Hortiz, Joe	60
The "20/20" Club	60
How the 2013 Ravens Were Built	285
Individual Records	402
Combined Kick Returns	413
Combined Yards Gained	409
Field Goals, Longest	414
Fumbles	411
Interceptions	410
Kickoff Returns	413
Passing	405
Punt Returns	412
Punting	414
Receiving	407
Rushing	408
Sacks	411
Scoring	402
Scrimmage Yards	409
Service	402
Tackles	411



# INDEX

INT Returns for TDs, All-Time .....	282
Jackson, Asa .....	134
Pro Bowlers Drafted .....	135
Jankowski, Bill .....	74
Jensen, Ryan .....	136
Ground It Out .....	136
Jernigan, Timmy .....	250
Jones, Jacoby .....	137
Jacoby's Jaunts .....	141
League's Longest .....	142
Juszczyk, Kyle .....	143

## K-M

Koch, Sam .....	144
Soaring with Sam .....	145
Pinning 'Em Deep .....	148
Kokinis, George .....	61
Top 10 Success .....	61
Koppelman, Baker .....	74
M&T Bank Stadium Events .....	74
Kubiak, Gary .....	22
Kubiak Attack .....	23
Largest Crowds .....	322
LEED Environmental Award .....	445
Levine, Anthony .....	149
Rush "D" Number to Rave About .....	149
Ravens Postseason Turnover Table .....	150
Lewis, Ray (Ravens Legend) .....	324
Lewis-Moore, Kapron .....	151
Sack Streak Snapped .....	151
M&T Bank Stadium .....	439
Amenities .....	441
Entertainment .....	442
Events .....	439
History .....	439
PSL Walls .....	441
Seating .....	441
Seating Chart .....	446
RavensVision Video Screens .....	440
Tailgating .....	441
Transportation .....	441
Unitas Plaza .....	441
Martindale, Don .....	40
Daryl Smith Stout in the Middle .....	41
Mascot .....	442
McClellan, Albert .....	152
McPhee, Pernell .....	154
Medical Staff .....	80
Miles, Jeromy .....	157
Monachino, Ted .....	42
Baltimore Bookends .....	43
Monroe, Eugene .....	160
Moriarty, Pat .....	58
Mosley, C.J. .....	249

## N-P

Newsome, Ozzie .....	7
Ozzie Newsome Snapshot .....	7
Key Free Agent Signings .....	9
Ravens First-Round Picks .....	10
Top Front Offices .....	11
Most Pro Bowlers Drafted: 1996-2013 .....	12

Super Bowls Since 2000 .....	12
Best Postseason Mark .....	13
Newsome, Vincent .....	59
NFL Rankings, 2013 .....	305
NFL Schedule, 2014 .....	449
NFL Standings, 2013 .....	306
Ngata, Haloti .....	162
Homegrown Pro Bowlers .....	163
Ogden, Jonathan (Hall of Famer) .....	323
Opponents, Ravens vs. NFL .....	347
Opponents, Single-Game Bests .....	422
Osemele, Kelechi .....	167
Overtime Games, All-Time .....	341
Pariani, Brian .....	44
Two of a Kind .....	45
Parsons, Dan .....	53
Player Participation, 2013 .....	283
Pees, Dean .....	24
2013 Defensive Numbers to "Rave" About .....	25
Pierce, Bernard .....	169
Pitta, Dennis .....	171
Players, 2014 .....	89
Draft Choices .....	248
First-Year Players .....	260
Rookie Free Agents .....	265
Veterans .....	89
Player Foundations .....	82
Player Honors, 2013 .....	286
Postseason Individual Records .....	423
Combined Kick Returns .....	430
Combined Yards Gained .....	427
Fumbles .....	428
Interceptions .....	428
Kickoff Returns .....	430
Passing .....	424
Punt Returns .....	429
Punting .....	431
Receiving .....	425
Rushing .....	426
Sacks .....	428
Scoring .....	423
Scrimmage Yards .....	427
Service .....	423
Tackles .....	428
Postseason Team Records .....	432
First Downs .....	432
Fumbles .....	434
Interceptions .....	435
Kickoff Returns .....	434
Net Yards .....	432
Passing .....	433
Penalties .....	434
Punt Returns .....	433
Punting .....	433
Rushing .....	432
Scoring .....	432
Turnovers .....	434
Wins/Losses .....	432
Preseason Results, All-Time .....	342
Primetime Ravens .....	340
Pro Bowl Ravens, 2013 .....	280
Pro Bowl Ravens, All-Time .....	329
Pronunciation Guide .....	168

# INDEX

## Q-R

Rackley, Will	174
Radio/TV Programming	448
Rankings, Ravens All-Time	399
Rankings, Ravens Year-by-Year Totals	401
Defensive Dominance	401
Rankings, Top 2013 Ravens	305
Ravens Foundation	82
Ravens History	312
Ravens Radio Network/Affiliates	447
Records, Individual	402
Records, Opponents (Single-Game)	422
Records, Team	415
Reid, Jah	175
Results, All-Time	343
Rice, Ray	176
Ring of Honor	322
Rochlitz, Kevin	75
Rogucki, Bob	46
Rosburg, Jerry	20
Ross, Aaron	182
NFL's Winningest Franchises Since 2000	184
Roster, All-Time	330
Rosters, 2014	275

## S

Schedule & Team Information, 2014	1
Scoring, All-Time	403
Season Review, 2013	280
Seating Chart	446
Sheridan, William	71
Shiple, A.Q.	185
Shutouts, All-Time	340
Simon, John	186
Home Under Harbaugh	187
Smith, Daryl	188
Home Fast Facts	191
Smith, Jimmy	193
2013 Top Defensive Numbers	195
Smith, Mark	71
Smith, Sr., Steve	196
Big-Play "O"	202
Smith, Torrey	203
Deep Threat	206
Sommerhof, Roy	75
Spagnuolo, Steve	47
Tangled in the Web	48
Spitler, Austin	207
Stadium	439
Staff Directory	3
Staff Photos	76
Starters, Game-by-Game, 2013	284
Statistics, Cumulative, 1996-2012	353
Statistics, Defensive/Special Teams, 2013	280
Statistics, Preseason, 2013	281
Statistics, Regular Season, 2013	279
Stephens, Reggie	208
Stewart, Darian	209
Suggs, Terrell	211
Hot off the Edge	212
Ravens Sacks Leader	214
Super Bowl XXXV	311
Super Bowl XLVII	309
Swayne, Harry	63

## T-U

Taliaferro, Lorenzo	255
Taylor, Tyrod	218
Team Records	415
Defeats	415
First Downs	416
Fumbles	420
Interceptions	420
Kickoff Returns	419
Net Yards	417
Passing	418
Penalties	421
Punt Returns	419
Punting	419
Rushing	417
Scoring	415
Turnovers	421
Victories	415
Thompson, Deonte	221
Larger Returns	222
Tickets	441
Top 10 Offensive/Defensive Games	159
Touchdown For Teachers	444
Trades, All-Time	326
Trawick, Brynden	224
The M&T QB Crush	224
M&T Bank Security	225
Tucker, Justin	226
Tucker's NFL Numbers	227
Tyson, DeAngelo	230
Under Armour Performance Center	81
Unsung Hero Award	208
Upshaw, Courtney	232
Urban, Brent	254
Urschel, John	256

## V-Z

Ver Steeg, Craig	49
Airing It Out	50
Wagner, Rick	234
Washington, Todd	51
Webb, Lardarius	235
Weidl, Andy	67
Ravens Draft Wizardry	67
Weiss, Matt	52
Wenning, Keith	257
Wilkins, Drew	53
Williams, Brandon	239
Williams, LaQuan	241
2013 Numbers to Rave About	242
Wood, Cierre	243
Yanda, Marshal	244
Protect That Pigskin	246
Young, Lonnie	68
Ravens Draft Wizardry	68
Zuttah, Jeremy	247

**WBAL 1090AM**  
97.9HD4 WBAL.COM

Maryland's Morning News  
with Bryan Nehman

5am - 9am



**THE PREGAME SHOW THAT ROCKS!**



# SEARCH FOR A BETTER CARD NEVERMORE.



Only Ravens fans get it.

You're no ordinary fan, and you wouldn't dream of paying with an ordinary card. That's why you need the exclusive Ravens Debit Card from M&T Bank. You know it's only available at M&T Bank, so rush in today.

[mtb.com/ravens](http://mtb.com/ravens)  
[facebook.com/myravenscard](https://facebook.com/myravenscard)

 **M&T Bank**  
Official Bank of the Baltimore Ravens