




2015 BALTIMORE RAVENS MEDIA GUIDE



**START YOUR
WEEKDAY MORNINGS
4:30AM-7AM**

**WITH
JASON & MINDY
NEWTON & BASARA**



WBAL TV
LIVE. LOCAL.
LATEBREAKING.

BALTIMORE RAVENS MEDIA GUIDE

2015 BALTIMORE RAVENS SCHEDULE

PRESEASON

DATE	OPPONENT	PLACE	TIME
Thurs., Aug. 13	NEW ORLEANS SAINTS	M&T BANK STADIUM	7:30 p.m.
Sat., Aug. 22	at Philadelphia Eagles	Lincoln Financial Field	7:00 p.m.
Sat., Aug. 29	WASHINGTON REDSKINS	M&T BANK STADIUM	7:30 p.m.
Thurs., Sept. 3	at Atlanta Falcons	Georgia Dome	7:00 p.m.

REGULAR SEASON

DATE	OPPONENT	PLACE	TIME
Sun., Sept. 13	at Denver Broncos	Sports Authority Field at Mile High	4:25 p.m.
Sun., Sept. 20	at Oakland Raiders	O.co Coliseum	4:05 p.m.
Sun., Sept. 27	CINCINNATI BENGALS	M&T BANK STADIUM	1:00 p.m.
Thurs., Oct. 1	at Pittsburgh Steelers	Heinz Field	8:25 p.m. (CBS/NFLN)
Sun., Oct. 11*	CLEVELAND BROWNS	M&T BANK STADIUM	1:00 p.m.
Sun., Oct. 18*	at San Francisco 49ers	Levi's Stadium	4:25 p.m.
Mon., Oct. 26	at Arizona Cardinals	University of Phoenix Stadium	8:30 p.m. (ESPN)
Sun., Nov. 1*	SAN DIEGO CHARGERS	M&T BANK STADIUM	1:00 p.m.
Sun., Nov. 8	BYE		
Sun., Nov. 15*	JACKSONVILLE JAGUARS	M&T BANK STADIUM	1:00 p.m.
Sun., Nov. 22*	ST. LOUIS RAMS	M&T BANK STADIUM	1:00 p.m.
Mon., Nov. 30	at Cleveland Browns	FirstEnergy Stadium	8:30 p.m. (ESPN)
Sun., Dec. 6*	at Miami Dolphins	Sun Life Stadium	1:00 p.m.
Sun., Dec. 13*	SEATTLE SEAHAWKS	M&T BANK STADIUM	8:30 p.m. (NBC)
Sun., Dec. 20*	KANSAS CITY CHIEFS	M&T BANK STADIUM	1:00 p.m.
Sun., Dec. 27*	PITTSBURGH STEELERS	M&T BANK STADIUM	8:30 p.m. (NBC)
Sun., Jan. 3*	at Cincinnati Bengals	Paul Brown Stadium	1:00 p.m.

*Flexible Schedule Games • HOME GAMES IN CAPS • All Times Eastern

RAVENS FACILITIES



UNDER ARMOUR
PERFORMANCE CENTER



**Under Armour
Performance Center**
Football Operations
1 Winning Drive
Owings Mills, MD 21117
(410) 701-4000 (Main)
(410) 701-4100 (PR Fax)



**M&T Bank
STADIUM**

M&T Bank Stadium
(capacity: 71,008)
1101 Russell St.
Baltimore, MD 21230
(410) 261-RAVE (7283)
Fax: (410) 468-1340



DIGITAL PLATFORMS

WWW.BALTIMORERAVENS.COM



facebook.com/baltimoreravens



twitter.com/ravens



instagram.com/ravens



pinterest.com/baltimoreravens

MEDIA GUIDE CREDITS

**The 2015 Baltimore Ravens Media Guide
was prepared by the team's public relations department.**

An electronic version of the 2015 Baltimore Ravens Media Guide is available in the press room on [baltimoreravens.com](http://www.baltimoreravens.com) or at this direct url: <http://www.baltimoreravens.com/news/press-room.html>

EXECUTIVE EDITOR

Marisol Renner

EDITORS

Patrick Gleason
Chad Steele
Tom Valente

ART DIRECTOR

Ken Lisse

PHOTOGRAPHERS

Phil Hoffmann
Shawn Hubbard
Paul Spinelli
AP Images

CONTRIBUTORS

Kevin Byrne
Heather Darney
Francine Lubera
Kelly Quinlan
Chase Russell
Emily Scerba
Sydney Wade

PRINTER

Schmitz Press

TABLE OF CONTENTS

ORGANIZATION

2015 Schedule and Team Information	1
Chad Alexander	61
Assistant Coaches	27
Steve Bisciotti	4
O.J. Brigance	60
Kevin Byrne	66
Dick Cass	6
Coaches, All-Time	53
Community	80
Eric DeCosta	54
Jon Dubé	67
Facility, Ravens Training Complex	1, 79
John Harbaugh	14
Joe Hortiz	58
George Kokinis	59
Medical Staff	78
Pat Moriarty	56
Ozzie Newsome	7
Vincent Newsome	57
Dean Pees	23
Player Personnel Staff	61
Ravens Foundation	80
Jerry Rosburg	21
William Sheridan	68
Mark Smith	68
Staff Directory	3
Staff Photos	74
Harry Swayne	61
Marc Trestman	25
Executive Staff	69

PLAYERS

Draft Choices	262
First-Year Players	274
Pronunciation Guide	225
Rookie Free Agents	277
Rosters	286
Veteran Players	87

2014 REVIEW

Game-by-Game Summaries	304
Honor Roll	292
How Ravens Were Built	299
NFL Rankings	322
NFL Standings	323
Player Honors (Milestones)	300
Player Participation	296
Pro Bowl Ravens	292
Season Trends	292
Starters, Game-by-Game	298
Statistics, Game-by-Game	301

2014 REVIEW

Statistics, Preseason	294
Statistics, Postseason	293
Statistics, Regular Season	291

HISTORY

Attendance	346
Baltimore Football History	330
Draft Choices, All-Time	359
Draft Choices, Colleges	361
Largest Crowds	369
Ray Lewis (Ravens Legend)	342
Jonathan Ogden (Hall of Famer)	341
Opponents, Ravens vs. NFL	370
Overtime Games	363
Player Honors	347
Preseason Results	364
Prime Time Ravens	362
Pro Bowl Ravens	349
Ravens History	330
Ed Reed (Ravens Legend)	344
Regular Season & Postseason Results	365
Ring of Honor	369
Roster, All-Time	350
Shutouts	362
Statistics, Cumulative, 1996-2013	377
Super Bowl XXXV	329
Super Bowl XLVII	327
Trades	346
Win/Loss Results	363

RECORDS

Defensive Touchdowns	430
Individual Records	428
Opponent Single-Game Bests	448
Rankings, Ravens	425
Postseason, Individual	449
Postseason, Team	458
Team Records	441

GAMEDAY

Amenities, M&T Bank Stadium	467
Entertainment	468
Honor Rows	469
LEED Environmental Award	471
M&T Bank Stadium	465
NFL Schedule, 2015	475
Ravens Radio Network/Affiliates	473
Stadium Seating Chart	472
Statues, Ray Lewis & Johnny Unitas	467
Television Programming	474
Touchdown For Teachers	470



2015 STAFF DIRECTORY

EXECUTIVE

Stephen J. Bisciotti Owner
 Richard W. Cass President
 Pam Lund Exec. Asst. to the Owner
 Lisa Dixon Dir. of Special Events/
 Special Asst. to the President
 Ron Shapiro Special Advisor to the Owner

ADMINISTRATION, HUMAN RESOURCES & INFORMATION TECHNOLOGY

ADMINISTRATION

Jeff Goering Sr. VP of Finance/CFO
 Jim Collier VP of Finance
 Reba Koppelman Director of Finance
 Dana Cline Sr. Payables Manager
 Patti Holtery Sr. Payroll Manager
 Liz McCroskey Accounting Manager
 Toni Lekas Receptionist
 Valarie Wideman Receptionist

HUMAN RESOURCES

Elizabeth Jackson VP of Human Resources
 Julie Tambussi HR Generalist

INFORMATION TECHNOLOGY

Bill Jankowski VP of Information Technology
 Nick Fussee Sr. Dir. of Information Technology
 Evan Woodard IT Security Manager
 Kevin Boyle IT Coordinator

PUBLIC & COMMUNITY RELATIONS

Kevin Byrne Sr. VP - Public & Community Relations
 Chad Steele VP of Public Relations
 Heather Darney Dir. of Community Relations/
 Executive Dir., Ravens Foundation
 Patrick Gleason Asst. Dir. of Public Relations
 Emily Scerba Community Relations Manager
 Kelly Quinlan Community Relations Coordinator
 Tom Valente Public Relations Coordinator
 Marisol Renner Publications & PR Specialist

OPERATIONS, SECURITY & FIELDS/GROUNDS

OPERATIONS

Bob Eller Sr. VP of Operations
 Joan Fennekohl Director of Team Travel
 Keith Mathews Sr. Facilities Maintenance Manager
 Matt Klug Facilities Maintenance Manager
 Bud Reinecke Team Services Manager
 Marlon McLean Facilities Assistant
 David Ghostlaw Team Operations Assistant

SECURITY

Darren Sanders Sr. Director of Security
 Vernon Holley Security Manager
 Melvin Cross Security
 Jesse Oden Security
 Craig Singletery Security

FIELDS & GROUNDS

Don Follett Head Groundskeeper/
 Sr. Dir. of Fields & Grounds
 Bryan Filkins Fields & Grounds Supervisor/
 Equipment Asst.
 Sean Kauffman Asst. Groundskeeper
 P.J. Petel Asst. Groundskeeper/Equip. Asst.
 Eric Evers Groundskeeper/Equip. Asst.
 Will Ranney Groundskeeper/Equip. Asst.

BUSINESS VENTURES

STADIUM OPERATIONS

Roy Sommerhof Sr. VP of Stadium Operations
 John Cline Event & Guest Services Sr. Manager
 Jobie Waldt Stadium Operations Sr. Manager
 Evan Cohen Stadium Operations Assistant

CORPORATE SALES & BUSINESS DEVELOPMENT

Kevin Rochlitz Sr. VP of Corp. Sales &
 Business Development
 Ed Burchell VP of Strategic Partnerships & Sales
 Theresa Abato VP of Suite Sales & Service
 Kate Kasabula Dir. of Client Services
 Keith Weldon Dir. of Sales
 Aaron Cline Sr. Account Executive
 Josh Hartman Sr. Mgr. of Suite Sales & Services
 Cindy Browning Media & Client Services Mgr.
 Dan Condon Corp. Sales Account Executive
 Jack Krabbe Corp. Sales Account Executive
 Hayward Sawers Suite Services Coordinator
 Lindsay Smith Client Services Coordinator
 Mattie Wood Client Services Coordinator
 Chad Unitas Client Services Associate

MARKETING

Brad Downs VP of Marketing
 Heather Blocher Sr. Mgr., Advertising & Marketing
 Ken Lisse Sr. Designer
 Kim Ferguson Mgr., Mktg & Partnership Activation
 Laura Humphreys Mgr., Mktg & Partnership Activation
 Matt Little Mgr., Marketing & Football Outreach
 Ilsa Marden Mgr., Events & Game Entertainment
 Bryan McDonough Manager, Design
 Katie Bollinger Coor., Marketing & Advertising
 Anneliese Bruce Graphic Designer
 Rob Tune Entertainment & Events Coor.
 Tina Galdieri Cheer Coordinator
 John Ziemann Band Coordinator

TICKET SALES & OPERATIONS

Baker Koppelman Sr. VP of Ticket Sales & Operations
 Mike Burke Sr. Mgr. of Ticket Sales & Hospitality
 Adam Mazalewski Sr. Mgr. of Ticket Operations
 T.J. a'Becket Ticket Ops. & Distribution Mgr.
 Nadège McCall Customer Service Manager
 Eric Hubbs Ticket Sales & Hospitality Coor.
 Whitney Taylor Customer Service Coor.

RETAIL

Chris Inouye Director of Retail
 Megan Malek Retail Manager

MEDIA GROUP

Michelle Andres Sr. VP of Digital Media &
 Broadcasting
 Jay O'Brien Dir. of Broadcasting
 & Gameday Productions
 Dave Lang Sr. Manager of Digital Media
 Matt Brevet Broadcasting Manager
 Eddie Coughlan Production Manager
 Sarah Ellison Digital Media Editor/Writer
 Ryan Mink Staff Writer
 Garrett Downing Staff Writer
 Phil Cunningham Producer
 John Eisenberg Columnist
 Erin Herbert Digital Media Coordinator
 Cody Williams Sponsor Fulfillment Coordinator
 Becca Kany Social Media Coordinator
 Brittany Jorge Motion Graphics Coordinator

FOOTBALL VIDEO

Jon Dubé Sr. Dir. of Football Video Ops.
 Mark Bienvenu Dir. of Football Video Ops.
 Collin Ferguson Football Video Operations Mgr.

EQUIPMENT

William Sheridan Equipment Manager
 Kenico Hines Assistant Equipment Manager
 Tom Wood Assistant Equipment Manager
 Sharon Heller Seamstress
 Laura Leizear Seamstress
 Kathy Resnik Seamstress
 Natalie Shaffer Seamstress

PLAYER PERSONNEL

Ozzie Newsome GM & Executive Vice President
 Eric DeCosta Assistant General Manager
 Pat Moriarty Sr. VP of Football Administration
 Vincent Newsome Director of Pro Personnel
 Joe Hortiz Director of College Scouting
 Jessica Markison Director of Football Admin.
 George Kokinis Senior Personnel Assistant
 Harry Swayne Director of Player Engagement
 O.J. Brigance Sr. Advisor to Player Engagement
 Chad Alexander Asst. Director of Pro Personnel
 Mark Azevedo Northeast Area Scout
 David Blackburn West Area Scout
 Ian Cunningham Southeast Area Scout
 Jack Glowik Midwest Area Scout
 Milt Hendrickson Mid-Regional Scout
 Andy Weidl East-Regional Scout
 Lonnie Young West-Regional Scout
 David McDonald Football Systems Developer
 Andrew Raphael Player Personnel Assistant
 Corey Krawiec Player Personnel Assistant
 Brandon Berning Player Personnel Assistant
 Joey Cleary Player Personnel Assistant
 Maggie Domanowski Player Personnel Admin. Asst.
 Johnny Shelton Team Chaplain

COACHING

John Harbaugh Head Coach
 Jerry Rosburg Special Teams Coor./Assoc. HC
 Dean Pees Defensive Coordinator
 Marc Trestman Offensive Coordinator

Richard Angulo Tight Ends
 Clarence Brooks Defensive Line
 Juan Castillo Offensive Line
 Bobby Ingram Wide Receivers
 Thomas Hammock Running Backs
 Chris Hewitt Defensive Backs
 Don Martindale Inside Linebackers
 Ted Monachino Linebackers
 Marty Mornhinweg Quarterbacks
 Craig Ver Steeg Sr. Offensive Assistant
 Todd Washington Assistant Offensive Line
 Matt Weiss Cornerbacks

Bob Rogucki Strength & Conditioning
 Juney Barnett Assistant Strength & Conditioning

Andy Bischoff Offensive Quality Control
 Randy Brown Kicking Consultant
 Scott Cohen Coaching Consultant
 Mike Macdonald Defensive Assistant
 Megan McLaughlin Exec. Asst./Football Info Mgr.
 Dan Parsons Assistant to the Head Coach
 Eugene Shen Director of Coaching Analytics
 Drew Wilkins Defensive Coaching Assistant

STAFF ASSISTANTS

John Egorugwu Defense
 Chris Horton Special Teams
 Torrey Myers Offense
 Martin Streight Strength & Conditioning
 Lonnie Teasley Offense/Strength & Conditioning

TRAINING & MEDICAL

Mark Smith Head Certified Athletic Trainer
 Ron Medlin Asst. Certified Athletic Trainer
 Kevin Domboski Asst. Certified Athletic Trainer
 Dan Adelman Athletic Training Assistant
 Sam Bell Physical Therapist
 Tricia Bosley Medical Services Assistant



BALTIMORE
RAVENS

STEVE BISCIOTTI OWNER

COLLEGE: SALISBURY STATE UNIVERSITY
BORN: 4/10/60, PHILADELPHIA, PA
EXP. (NFL/RAVENS): 16/16

Steve Bisciotti wants consistency. His goal is to have the Ravens in the playoff mix every season, avoiding dips that plague some franchises.

The Ravens are one of four teams (Colts, Packers and Patriots) to earn an NFL-best six postseason berths in the last seven years, with Baltimore winning at least one playoff game each of those campaigns. Additionally, during this span, the Ravens have compiled an NFL-high 10 postseason victories.

Baltimore has also captured playoff berths in seven of the last nine years, and during head coach John Harbaugh's tenure, advanced to three AFC Championship games (2012, 2011 and 2008.)

"We're proud of what we're giving to Baltimore," Bisciotti says. "You have to make the playoffs to have the opportunity to compete for championships, and championships are our goal. We want to be a consistent winner that avoids big lulls and not being in the playoffs for any length of time."

Under Bisciotti, the Ravens have joined an elite group – they are one of 12 NFL teams with multiple Super Bowl victories. Seven franchises have won one title. Nine others have earned a berth in the game and lost, while four teams have never advanced to the Super Bowl. More importantly, with the Super Bowl XLVII Championship, the Ravens (two) joined the Patriots (four) and the Giants and Steelers, with two each, as teams that have won more than one NFL title since the turn of the century in 2000.

The passionate Bisciotti, who at 55 is the third-youngest owner in the NFL (Kansas City's Clark Hunt, 50 and Washington's Daniel Snyder, 50), bought a minority interest in the Ravens from Art Modell in 2000, completing the purchase of the franchise on April 9, 2004. Steve's initial investment to the team provided funds to secure free agents for the 2000 Super Bowl XXXV Championship team. Today, his influence in the NFL continues to rise – he currently is a member of two important ownership committees: Broadcast and Digital Media.

When Bisciotti, now in his 16th year as an owner of the Ravens, hired Harbaugh as the team's head coach in January of 2008, some eyebrows were raised. Harbaugh had never been a head coach at any level. In fact, he had not been an offensive or defensive coordinator in the NFL. It was obviously the right choice. Along with the Super Bowl XLVII victory following the 2012 season, Baltimore advanced to the playoffs in its first five years with Harbaugh, who is the only modern-day (since 1970) head coach to win a playoff game in each of his first four and five seasons. He is also the only head coach in NFL history to win a playoff game in six of the first seven seasons of a coaching career, and he owns the fourth-best winning percentage (.645) among active head coaches.

"We all saw something in John. And, you have to be willing to separate yourself from the masses – take some chances – to achieve great success," Bisciotti says. "There's probably a little bit more perception that we took a risk with John. We don't think we did."



QUOTE THE RAVEN: STEVE BISCIOTTI

"My responsibilities are not only to my family and the people who work for the Ravens. There are over a million stakeholders in the Baltimore area that we have an obligation to. They're the fans who invest more than three hours on Sunday to watch, listen to or attend our games. That's a big difference from owning a non-sports company."

– Steve Bisciotti on owning the Ravens

"What really strikes me about Steve is his loyalty to the friends he's had forever. A lot of people, when they become very successful like Steve, they move on. His friends are the same ones he grew up with. That's one of his strengths."

– Longtime Maryland basketball coach Gary Williams on Steve Bisciotti

"[Steve] is a great leader. The players love him. They love when he's around. He's an inspiration to all of our guys, to me, to this organization. He sets the tone here. It's a great organization because of his vision."

– John Harbaugh on Steve Bisciotti

STEVE BISCIOTTI

TOP 10 OWNER

CBS Sports named Bisciotti as the No. 3 NFL owner fans would want running their favorite team: "Since Bisciotti bought the [majority of the] team in 2004, the Ravens have suffered only two losing seasons and, in five of the past [eight] years, Baltimore has won at least 10 games. Bisciotti doesn't make himself a huge part of the story, but the decision to hire coach John Harbaugh in 2008 has worked out pretty well. According to *Forbes*, the team has doubled in worth since Bisciotti became owner, but he also understands how to raise morale." (May, 2013)

Business Review USA magazine ranked Bisciotti No. 10 among all U.S. professional sports franchise owners. Three other NFL owners made the Top 10: 1) Stanley Kroenke, Rams (Kroenke also owns the Denver Nuggets and Colorado Avalanche); 3) Robert Kraft, Patriots and 6) Jeffrey Lurie, Eagles. (February, 2012)

Sports Illustrated named Steve Bisciotti one of the NFL's Five Best Owners: "Bisciotti has become beloved in Baltimore as the local kid who made good and has turned the Ravens into one of the best-managed franchises in the NFL. He has become the epitome of the young, engaged owner who goes about his business the right way and puts a perennial winner on the field." (May, 2009)

Since taking over as the Ravens' full owner, Bisciotti's teams have earned the playoffs a total of seven times, including the AFC's No. 2 seed in 2006 with a franchise-record 13-3 mark. His 2004 (9-7) and 2013 (8-8) teams missed the playoffs by just one game.

Born in Philadelphia on April 10, 1960, Bisciotti moved with his family to Baltimore (Severna Park) in March of 1961 when Steve, the youngest of three children, was 11 months old. His father, Bernard, took the children to Orioles and Colts games. Sadly, Bernard died of leukemia when Steve was 8. His mother, Patricia, a huge Ravens fan, then raised the children.

After graduating from Salisbury (MD) State University in 1982 with a degree in liberal arts, Bisciotti worked in the temporary help industry. In 1983 (at age 23), he started Aerotek with his cousin, Jim Davis. They offered aerospace and technology companies access to skilled temporary employees.

Aerotek grew into the Allegis Group, which currently is the largest staffing firm in the United States and the largest privately-held talent management firm in the world. The company – which is headquartered just outside Baltimore and has offices throughout North America,

Europe, the Middle East, Africa and Asia Pacific – has over 15,000 internal employees and 130,000 high-end contract workers. Allegis Group places employees in positions from engineers, to cable installers, to computer programmers, to marketing specialists.

Before purchasing the Ravens, Bisciotti's business success was not well known to the general public on a national level, or even notable in the Baltimore area, where he and his partners kept a low profile. "I'm OK if I'm one of the least known owners in pro sports," Bisciotti says.

Steve, an energetic visionary, is quietly dedicated to a number of important causes and projects, some associated with his deep Catholic faith. He is a board member for Catholic Charities. Most of Bisciotti's extensive charity work and generous giving are done without public notice.

Bisciotti enjoys golfing and boating. He and his wife, Renee (Foote), are the parents of two sons: Jason and Jack, both of whom both reside with their families in the Baltimore area.

(Bisciotti is pronounced: bih-SHAH-tee.)



QUOTH THE RAVEN: STEVE BISCIOTTI

"I remember going to a couple of Colts games every season with my dad or mom and brother (Mike) and sister (Cathy Thomas). We were on the 10-yard line, lower deck. We'd go to O's games, too. My favorite player was Paul Blair, because my brother already claimed Brooks Robinson and would not let me take the same guy. We'd also go to Westminster for Colts training camp. We have pictures with various players, and I have one with me wearing Johnny Unitas' helmet. I would always ask the Colts players if I could wear their helmets."

– Steve Bisciotti

At left: A young Steve Bisciotti with the late Johnny Unitas at Colts training camp.



BALTIMORE
RAVENS

DICK CASS PRESIDENT

COLLEGE: PRINCETON / YALE LAW SCHOOL

BORN: 1/13/46, WASHINGTON, D.C.

EXP. (NFL/RAVENS): 12/12

Dick Cass, in his 12th year as president of the Ravens, oversees every area of the organization, including player and staff personnel, the coaching team, corporate sales, communications and business ventures. In addition to his tenure with the Ravens, Cass has served as counsel to a number of NFL owners, including the Washington Redskins and the Dallas Cowboys, as well as the NFL Office.

“Dick has had involvement with every aspect of an NFL team,” Ravens owner Steve Bisciotti said. “His legal expertise, his working knowledge of the business, his relationships at the league office, and the respect he has earned around the league are significant assets for the franchise.”

2004-15: (with Baltimore) **2014:** Baltimore reached the playoffs for the sixth time in seven seasons...The Ravens completed a two-year, \$35 million upgrade to enhance the fan experience at M&T Bank Stadium...The team added 10 additional years to its stadium naming rights agreement and partnership with M&T Bank. **2013:** *ESPN The Magazine's* “Ultimate Standings” ranked the Ravens as America’s 10th-best U.S. pro sports franchise (second best in the NFL). **2012:** The Ravens defeated San Francisco, 34-31, in Super Bowl XLVII, capturing the franchise’s second-ever Lombardi Trophy. **2009:** A regional business group awarded Cass its Regional Visionary Award for setting a high standard for community service in the Baltimore region. **2008:** Helped guide a committee of eight to interview and select head coach John Harbaugh. **2007:** Even though Baltimore was the country’s then-27th-largest television market, the Ravens ranked in the NFL’s top tier in total revenue...*Forbes Magazine* recognized the Ravens as having the NFL’s second-fastest growing brand over the past three years (Aug. issue)...Cass keyed fundraising efforts for the \$100,000 renovation of Collington Square School’s playground. **2006:** Saluted by former NFL commissioner Paul Tagliabue for Dick’s input to the revenue-sharing plan of the NFL Collective Bargaining Agreement...Initiated fundraising after Hurricane Katrina that resulted in \$1.2 million donated from the Ravens... Though dismissed by Cass, was mentioned prominently by media as a possible successor to Tagliabue...Instrumental in raising \$1.2 million to refurbish Baltimore Polytechnic Institute’s football stadium...The field allows all 18 Baltimore City public high schools to play at least two games per season at the venue. **2004:** Cass was named president of the club in April and was Steve Bisciotti’s first hire as new owner of the Ravens...Brought a wealth of business knowledge, plus legal and negotiating expertise to the club...Orchestrated a midseason move to the team’s new facility in Owings Mills, coupling football operations and corporate into one complex.

1972-2003: (with Wilmer, Cutler & Pickering) Was a partner of the D.C.-based law firm of Wilmer, Cutler & Pickering for 31 years...Was chairman of the firm’s Business Transactions

Section and a member of its Management Committee...Had a general corporate and securities practice, representing companies and entrepreneurs in complex corporate partnership and securities transactions. **2003:** Counsel to the Independent Commission of the US Olympics Committee. **2002:** Was counsel to the owner of the NBA’s Charlotte Hornets in the team’s relocation to New Orleans. **2000:** Represented Steve Bisciotti in the purchase of the Ravens from the Modell family. **1999:** Represented the estate of Jack Kent Cooke in the sale of the Redskins to Daniel Snyder. **1992-93:** Retained by the NFL as an advisor pursuant to the Collective Bargaining Agreement with players. **1980s:** Represented Cowboys owner Jerry Jones in the acquisition of the team and Texas Stadium, advising him on a variety of matters, including sponsorship contracts, the Collective Bargaining Agreement and salary cap, NFL broadcast arrangements, NFL Internet policies, stadium financing, estate planning, local broadcast partnerships and the NFL substance abuse programs. **1979:** Promoted to partner of Wilmer, Cutler & Pickering law firm. **1972:** Served his first year as a member of WCP.

COLLEGE: Graduated Phi Beta Kappa from Princeton in 1968...A knee injury, coupled with surgery, kept him from athletics his first two years...Played rugby as a junior and senior...Graduated from Yale Law School in 1971.

PERSONAL: Clerked for a federal judge in Connecticut for a year before joining WCP, a firm with global offices...Father was in the Coast Guard...As a child, Dick moved around the country with his parents, making stops in Virginia, Maryland, Michigan, California, Washington, D.C., Florida and Massachusetts...Graduated from Mercersburg (PA) Academy, where he was student body president and captain of the football, basketball and baseball teams...He serves on boards for the Greater Baltimore Committee, Kennedy Krieger Institute, Baltimore Community Foundation and Bert Bell NFL Players Pension Plan...He has served on the boards of trustees for both Princeton and Mercersburg Academy...In 2006, Dick donated a kidney to a close friend...Dick’s wife, Heather, owns an architecture firm, Cass and Associates... She is also a graduate of Yale (School of Architecture) and is a Fellow of the American Institute of Architects...Their daughter, Courtney, is a Columbia graduate who taught in New York City public schools for three years and has since earned a law degree from the University of Virginia...She is currently the executive director of Teach for America Baltimore and has a newborn son, Will, with her husband, Ryland Sumner... Dick and Heather’s son, Willy, is a graduate of Yale University (biomedical engineering, 2008) and the University of Maryland Medical School (2015)...Willy lives with his wife, Madelaine, in New York City, where he is doing his residency at the Weill Cornell Medical Center (focus on general surgery).





BALTIMORE
RAVENS

OZZIE NEWSOME

GENERAL MANAGER & EXECUTIVE VICE PRESIDENT

COLLEGE: ALABAMA

BORN: 3/16/56, MUSCLE SHOALS, AL

EXP. (NFL/RAVENS): 38/20 (13 PLAYING / 25 FRONT OFFICE)

Ozzie Newsome's legacy is unlike any the game of football has ever seen.

Flourishing at every point of his football career, Newsome has not just followed a successful path; he has blazed the trail. Known throughout all of sports as a premier leader, Newsome is a Hall of Fame player, the architect of Baltimore's Super Bowl XXXV and Super Bowl XLVII championship teams and an elite personnel evaluator who became the NFL's first African American general manager in 2002.

"Ozzie's credibility is what stands out the most," Ravens head coach John Harbaugh states. "And it's not just about what he has accomplished. To me, it's his commitment and focus while striving to do more."

Newsome's remarkable football journey began in Leighton, AL, where he first stepped onto the gridiron with the hope of playing college football. That dream turned into a reality when he became a standout at Alabama under Bear Bryant from 1974-77. "Coach Bryant helped me grow up," states Newsome, who has a sideline portrait of the legendary coach and mentor on his office wall. "He pushed me further than I thought I could go, both on and off the field."

In 1978, Cleveland selected Newsome in the first round of the NFL Draft. Playing 13 years for the Browns, he authored the most productive career for a tight end in the history of the game. A three-time Pro Bowler, his 662 receptions for 7,980 yards and 47 TDs stood as NFL records by a tight end until Shannon Sharpe surpassed those marks in 2001 (Tony Gonzalez has since set every such record).

Following his storied playing days, Ozzie joined Cleveland's front office. His initial non-player position came as an assignment scout in 1991. Two years later, he was promoted

to a very comprehensive assignment – assistant to the head coach/offense/pro personnel. "I had to find out which direction my career would go," Newsome explains. "Art [Modell] gave me the opportunity to work with the coaches, and I enjoyed that. At the same time, I increased my experience with the personnel department and decided that's where I wanted my career to head."

In 1994, Newsome was named the Browns' director of pro personnel. Although he continued to help on the field, Ozzie provided detailed studies on other NFL players and recommended which players the Browns should try to acquire. When the franchise moved to Baltimore in 1996, Mr. Modell invited Newsome and promoted him to vice president of player personnel. From that point, Ozzie's reputation as a supreme talent assessor grew quickly.

In the Ravens' first-ever draft, Newsome and Co. tabbed T Jonathan Ogden and LB Ray Lewis (the fourth and 26th selections, respectively). Combining to produce an amazing 24 Pro Bowl honors, Ogden became the first Ravens' draft choice elected into the Pro Football Hall of Fame (2013), while Lewis, who retired following the 2012 campaign, is a surefire lock to be enshrined in Canton. Fittingly, the duo will join Newsome, who was inducted into the Hall as a Brown in 1999.

Starting with Ogden and Lewis, Newsome has consistently compiled impressive draft classes for the Ravens. In the team's first 19 drafts (1996-2014), Baltimore selected 19 first-rounders who have earned a total of 56 Pro Bowl honors. And when the Ravens have had a high pick, they haven't missed. Of the seven players chosen in the Top 10 by Baltimore, five (Ogden, OLB Peter Boulware, CB Chris McAlister, RB Jamal Lewis, the 2003 NFL Offensive Player of the Year, and OLB Terrell Suggs, the 2011 NFL Defensive Player of the Year)

OZZIE NEWSOME SNAPSHOT

- NFL's First African American General Manager (promoted in 2002)
- Architect of the Ravens' 2000 Super Bowl XXXV & 2012 Super Bowl XLVII Title Teams
- NFL Executive of the Year (2000)
- Pro Football Hall of Fame (Class of 1999)
- State of Alabama Hall of Fame (Class of 1995)
- National Football Foundation College Hall of Fame and NCAA Hall of Fame (Class of 1994)
- 13-Year NFL Tight End with the Cleveland Browns (1978-90)
- Three-Time NFL Pro Bowler (1981, 1984-85)
- Four-Time Cleveland Touchdown Club Offensive Player of the Year (1978, 1981, 1983-84)
- Current Member of Three Major NFL Policy-Making Committees: Competition, Diversity and Player Care Foundation Committees



OZZIE NEWSOME

have earned Pro Bowl accolades. Additionally, Baltimore has picked in the bottom half of the first round with uncanny success: Lewis was twice named the NFL Defensive Player of the Year; TE Todd Heap (31st) went to two Pro Bowls as a Raven; S Ed Reed (24th) was tabbed an All-Star nine times and also earned NFL Defensive Player of the Year in 2004; QB Joe Flacco (18th) was named Super Bowl XLVII MVP, leading the Ravens to their second World Championship in 2012; and LB C.J. Mosley (17th) became the first Ravens rookie to earn Pro Bowl honors following an exceptional 2014 season.

Amazingly, in the Ravens' brief history, Newsome and his staff have drafted 16 players who have earned Pro Bowl honors. When including 2006 Pro Bowl LB Bart Scott and 2013 Pro Bowl K Justin Tucker, who signed as undrafted rookie free agents in 2002 and 2012, respectively, Baltimore has produced 18 homegrown Pro Bowl players in just 19 NFL seasons.

In addition to his knack for evaluating talent on the field, Newsome has also mastered the ability to develop and share insight with the scouts who work under him. The Ravens boast a methodical and disciplined draft process, one that's foundation is laid years in advance. The "process" includes 20 full-time members of the personnel department, but also has feedback from Ravens coaches. Most of Ozzie's staff has been with the team since the franchise started in 1996 or has graduated from the "20/20 Club," a group that consists of members who began with the Ravens as young assistants and grew into evaluators with more input. (The term "20/20" refers to hiring "20-year-olds for \$20,000." "Actually, the guys started when they were a little older than 20 and for more than \$20,000, but that's what we call them," Newsome adds.)

The Ravens do not belong to the National Football Scouting group, which provides member teams a log of reports on players eligible for the draft. Instead, they make their own list, and that means looking at every player on a collegiate roster. "We do a lot of cross-checking," says Ravens assistant general manager Eric DeCosta, a graduate of Newsome's "20/20 Club." "A number of us look at everyone, and then we have the area scouts look at certain players from other regions so we get multiple grades and opinions on all the players."

Newsome, who is on the NFL's Competition Committee, Diversity Committee and the NFL Player Care Foundation Board, encourages all scouts and coaches to have strong opinions, noting specifically that he wants to hear what everyone in the room has to say. Because of this philosophy, Ozzie believes the biggest strength of the Ravens' personnel team is that "we respect and listen to each other."

"What sets us apart is that we have guys who cut their teeth right here in Baltimore, learning the way we do things," Newsome affirms. "And we have had some great guys with Phil Savage, 'Shack' [James Harris], George Kokinis, Eric DeCosta and other people who were helping these young scouts along the way. I think that's the secret. It's not Ozzie. It's the way we do things, and the way these guys gravitate to the process of the Baltimore Ravens."

Newsome also fosters a working environment that breeds standout coaches. By bringing in individuals who embrace the "Raven Way," Newsome aims to create a synergy that manufactures success among the scouts, coaches and players. As a result, Baltimore has had many of its assistants move on to become or return as head coaches, both on the collegiate and NFL level: Jim Caldwell (Lions), Jack Del Rio (Jaguars/Raiders), Kirk Ferentz (Iowa), Pat Hill (Fresno State), Hue Jackson (Raiders), Gary Kubiak (Broncos), Marvin Lewis (Bengals), Eric Mangini (Browns/Jets), Rick Neuheisel (UCLA), Mike Nolan (49ers), Chuck Pagano (Colts), Mike Pettine (Browns), Rex Ryan (Jets/Bills), Jim Schwartz (Lions), David Shaw (Stanford), Mike Singletary (49ers), Mike Smith (Falcons) and Ken Whisenhunt (Cardinals/Titans).

"[Ravens] players believe, and that's the beauty of it," states Ryan, who worked with Newsome from 1999-2008. "Ozzie brings in the right kind of players, and one thing we've always talked about is we don't want to coach effort. And that's the thing – we don't. [Ravens] guys love to play the game, and those are the guys you surround yourself with. That's why you have a chance to be successful [in Baltimore]."

Newsome's motivation and work ethic are also reasons many people respect him. One specific way that devotion shines through is in his everyday routine. If Ozzie's not in his office or out on the practice field, he can be found on the treadmill in the Ravens' weight room. Exercising daily (and often putting in two-a-days), Ozzie says his workouts are just another way he tracks the pulse of the team.

"By being around the coaches and players out at practice," Newsome states, "and being in that weight room around those players, I think I get a chance to build some things in my mind of how I'd like the makeup of our football team."

A year-by-year look at Newsome's career:

2014: The Ravens produced a 10-6 regular season record en route to earning their sixth playoff berth in the past seven seasons... Baltimore, one of three AFC North teams to make the 2014 postseason, finished third in the division behind

"Really, Ozzie is an ambassador for the NFL, period. I think about three 'C's' when I think about Ozzie: classy, consistency and championships. That's what I think about. We're all chasing Ozzie Newsome, man. He doesn't talk about it, but go in his office, and he's got skins on the wall. He doesn't have to talk about it. His resume says it all for him."
– New York Giants General Manager Jerry Reese



OZZIE NEWSOME

Pittsburgh (11-5) and Cincinnati (10-5-1), but advanced to the Divisional Playoff round after capturing a 30-17 Wild Card victory in the Steel City...The Ravens' bid to reach their fourth AFC Championship game under John Harbaugh was cut short in New England, where Baltimore fell to the Patriots, 35-31, after holding two 14-point leads during a thrilling battle...The Ravens set single-season franchise records by scoring 409 points (including a team-best 206 on the road) and producing 5,838 yards of offense...QB Joe Flacco tallied career bests in yards (3,986) and touchdown passes (27), while key free agent addition WR Steve Smith Sr. reached the 1,000-yard receiving milestone for the eighth time in his career (1,065 yards on 79 catches)...WR Torrey Smith posted 11 receiving TDs, a mark that ranks as the second most in Ravens single-season history...First-time Pro Bowl RB Justin Forsett – another key free agent addition – produced a career-high 1,266 rushing yards (the NFL's fifth most) and led the league in runs of 20-plus yards (a team-record 17)...Led by OLB Terrell Suggs and 2014 Pro Bowl selections OLB Elvis Dumervil and rookie LB C.J. Mosley (the team's top overall draft choice), Baltimore tallied the NFL's second-most sacks (49, tied with Philadelphia) and boasted the No. 2 red zone defense (42.6)...P Sam Koch produced the NFL's No. 3 gross average (47.4) and No. 1 net average (43.3), setting the Ravens' single-season records for each.

2013: For the first time since 2008 – the year the Ravens hired John Harbaugh – Baltimore did not make the playoffs, falling one game short with an 8-8 mark and placing third in the AFC North (the Ravens were 3-3 in the division, splitting with all three rivals)...Baltimore played an NFL-high nine games

decided by 3 points or less (5-4 record in those contests)...LB Daryl Smith, a key free agent acquisition, had 19 passes defended, setting a Ravens' record by a linebacker (Ray Lewis, 13 in 2003)...Smith finished with career highs in sacks (5), INTs (3) & PD (19) and led the team in tackles (123)...OLB Terrell Suggs (10) and OLB Elvis Dumervil (9.5), another top free agent offseason signing, combined for 19.5 sacks, with Suggs earning his sixth Pro Bowl invite...NT Haloti Ngata was elected to his fifth Pro Bowl, while CB Lardarius Webb's 22 PD ranked as the NFL's second most...WR Torrey Smith tallied 1,128 receiving yards, the second most in single-season team history (Michael Jackson - 1,201 in 1996) and had a career-high 65 catches...Undrafted rookie WR Marlon Brown's 7 receiving TDs tied (Torrey Smith, 2011) for the most by a rookie in team history, while he also finished second (Smith, 2011) in catches (49) and receiving yards (524) by a Ravens' rookie...Pro Bowl K Justin Tucker set franchise records in FGs made (38) and FGs attempted (41) and produced a franchise-record 140 points (tied for sixth in NFL)...Tucker also had 6 FGs of 50-plus yards and kicked 3 game-winning FGs, including a team-record 61-yarder at Detroit.

2012: Capturing the franchise's second World Championship with a victory in Super Bowl XLVII, the Ravens finished with a 10-6 record (14-6 overall) en route to earning their fifth-straight playoff berth and second-consecutive AFC North title...Baltimore became the only NFL team to make the playoffs in each season from 2008-12 – with the Ravens also winning at least one playoff game each year...The Ravens also seized the franchise's fourth-ever division title with a 4-2 mark in AFC North play and an 8-4 overall conference record...Baltimore

RAVENS KEY FREE AGENT SIGNINGS

Not only have the Ravens' drafts been productive, but their free agent signings have proven masterful. "We've been able to recruit and sign veterans who helped us win Super Bowls and kept us competitive in other seasons," Newsome states.

Free Agent Additions (Years)

DE Michael McCrary (1997-2002)
 DT Tony Siragusa (1997-2001)
 S Rod Woodson (1998-2001)
 DT Sam Adams (2000-01)
 TE Shannon Sharpe (2000-01)
 WR Derrick Mason (2005-10)
 QB Steve McNair (2006-07)
 DL Trevor Pryce (2006-10)
 ST Brendon Ayanbadejo (2008-12)
 C Matt Birk (2009-12)
 FB Vonta Leach (2011-12)
 WR/RS Jacoby Jones (2012-14)
 OLB Elvis Dumervil (2013-present)
 LB Daryl Smith (2013-present)
 RB Justin Forsett (2014-present)
 WR Steve Smith Sr. (2014-present)

Honors/Notes as a Raven

2 Pro Bowls / No. 3 All Time in Franchise Sacks (51)
 313 Tackles / Anchor of D-line on 2000 Super Bowl Team
 3 Pro Bowls / 20 INTs and 5 INT-TDs
 2 Pro Bowls / Led Super Bowl XXXV Team with 5 Forced Fumbles
 1 Pro Bowl / Led Super Bowl XXXV Team with 67 catches for 810 yards
 Franchise's All-Time Leading Receiver (471 Catches for 5,777 yards)
 1 Pro Bowl / Led Ravens to Franchise-Best 13-3 Record in 2006
 Fifth-Most Single-Season Sacks (13 in 2006) in Franchise History
 1 Pro Bowl / Career-High 30 Special Teams Tackles in 2008
 Anchor and Leader of the Ravens' O-line from 2009-12
 2 Pro Bowls / Lead Blocker for Three-Time Pro Bowl RB Ray Rice
 1 Pro Bowl / 6 Total Kick Return TDs, Including 108-Yard KOR in Super Bowl XLVII
 1 Pro Bowl / 26.5 Sacks since 2013 / Ravens Single-Season Sack Record (17 in 2014)
 1 of 2 NFL Players (Lavonte David) with 200 tackles, 5 sacks, 4 INTs & 4 FFs since 2013
 1 Pro Bowl / 1,266 Rush Yards (NFL's fifth most) and NFL-High 17 Runs of 20+ yards in 2014
 Team-High 1,065 Receiving Yards and 6 TDs on 79 Catches in 2014

OZZIE NEWSOME

set a then-single-season franchise record by scoring 398 points, averaging the NFL's 10th-most per game (24.9)...The Ravens scored a team-record 254 points at home, producing the NFL's fourth-best home average of 31.8 ppg...Baltimore also surrendered just 16 give-aways, setting a franchise single-season record low...The Ravens' special teams units were spectacular: In addition to posting a league-best (tied, Darius Reynaud) 3 kick return TDs (108- & 105-yard KORs and 63-yard PR), WR/RS Jacoby Jones led the NFL in KOR average (30.7). Rookie K Justin Tucker, an undrafted free agent signing, made 30 of 33 FGAs (90.9%), producing the second-best success rate in Ravens single-season history and also the second-best mark by a rookie kicker in NFL history...En route to winning Super Bowl XLVII, 34-31, over the San Francisco 49ers in New Orleans, the Ravens produced one of the most electrifying postseasons in NFL history: Averaging 410.3 yards of offense (134.8 rush & 275.5 pass) per game, Baltimore scored 31.0 points per contest while allowing just 22.0. WR Anquan Boldin recorded 22 catches for 380 yards and 4 TDs, while Jones posted a 29.4 receiving average (5 for 147), catching TDs of 70 and 56 yards. (Jones also had a 108-yard KOR-TD in the Super Bowl.)...With a 3-TD performance vs. the 49ers, QB Joe Flacco threw 11 TD passes in the postseason, tying the NFL single-postseason record shared by Joe Montana (1989) and Kurt Warner (2008). (Flacco and Montana did not throw an interception during those respective postseasons.) Flacco

finished the Super Bowl 22-of-33 for 287 yards to produce a 124.2 rating (eighth-best mark in SB history) and earned game MVP honors...The Ravens' defense was also stout during the playoffs, registering 10 take-aways (6 INTs and 4 FRs) to produce a +6 overall turnover differential. The unit posted 9 sacks in four playoff games, including 4.5 by OLB Paul Kruger...For their regular season efforts, six Ravens earned Pro Bowl honors: S Ed Reed (ninth), DT Haloti Ngata (fourth), FB Vonta Leach (third), RB Ray Rice (third), G Marshal Yanda (second) and Jones (first).

2011: The Ravens became the only NFL team to earn the playoffs from 2008-11, also winning the AFC North by sweeping the division for the first time in franchise history...Producing a second-straight 12-4 campaign, Baltimore also went 6-0 against playoff teams during the regular season...Baltimore earned a 20-13 Divisional Round victory over

Houston at home, but the Ravens' Super Bowl hopes came to a devastating end in New England with a last-second, 23-20 loss in the AFC Championship game...The Ravens' defense, which finished No. 3 in the league in fewest points permitted (16.6 ppg) for the fourth-straight year, tied an NFL record for consecutive seasons of being in the Top 3 for points allowed...RB Ray Rice produced a career-high and NFL-best 2,068 yards from scrimmage, ranking second in rushing (1,364 yards)...Rice also set a team mark with 15 total TDs...

WR Torrey Smith, the Ravens' 2011 second-round draft pick, was third among NFL rookies with 841 receiving yards (50 catches); his receptions and yards, plus 7 TDs, set new Ravens first-year standards...Eight Ravens earned Pro Bowl honors: LB Ray Lewis (13th), S Ed Reed (eighth), OLB Terrell Suggs (fifth), DT Haloti Ngata (third), 2011 free agent acquisition FB Vonta Leach (second), RB Ray Rice (second), G Ben Grubbs (first) and G Marshal Yanda (first)...Suggs was also named the 2011 *Associated Press* Defensive Player of the Year, marking the fourth time a Raven has won the honor (Reed - 2004, and Lewis - 2003 & 2000).

2010: Baltimore tied Pittsburgh for the best record in the division at 12-4, but lost the AFC North on the division-record tiebreaker (5-1 to 4-2)...Baltimore, Indianapolis (an NFL record nine in a row) and Philadelphia became the only teams to make the playoffs from 2008-10...The 2010 campaign also marked the first time the Ravens ever earned the

postseason three years in a row (the Ravens later extended their record to five years in 2012)...In the Wild Card game at Kansas City, the Ravens prevailed, 30-7, becoming the only NFL team to win at least one playoff game in each of the last three seasons...John Harbaugh became the first head coach in NFL history to take over a sub-.500 team and then win a playoff game in each of his first three seasons...Five Ravens earned Pro Bowl honors: LB Ray Lewis (12th), S Ed Reed (seventh), OLB Terrell Suggs (fourth), DT Haloti Ngata (second) and K Billy Cundiff (first)...Pro Bowl WR Anquan Boldin, acquired by Newsome in an offseason trade with Arizona, tallied team highs in 64 catches and 837 receiving yards.

2009: After posting a 9-7 record, the Ravens produced their sixth playoff team of the decade (2000-09)...Behind an offense that ranked ninth in NFL scoring (24.4 ppg) and a defense that finished third in total yards (300.5 ypg) and points (16.3 ppg)

RAVENS 1ST-ROUND PICKS

Year	Name	Pick	Pro Bowls
1996	T Jonathan Ogden*	4	11
1996	LB Ray Lewis*##+	26	13
1997	LB Peter Boulware*-	4	4
1998	CB Duane Starks*	10	
1999	CB Chris McAlister*	10	3
2000	RB Jamal Lewis*~	5	1
2000	WR Travis Taylor	10	
2001	TE Todd Heap*	31	2
2002	S Ed Reed*#	24	9
2003	OLB Terrell Suggs*~#	10	6
2003	QB Kyle Boller	19	
2005	WR Mark Clayton*	22	
2006	DT Haloti Ngata*	12	5
2007	G Ben Grubbs*	29	1
2008	QB Joe Flacco^+	18	
2009	T Michael Oher*	23	
2011	CB Jimmy Smith	27	
2013	S Matt Elam	32	
2014	LB C.J. Mosley*	17	1
2015	WR Breshad Perriman	26	

+ Super Bowl MVP

NFL Defensive Player of the Year

~ NFL Offensive Player of the Year

- NFL Defensive Rookie of the Year

* All-Rookie Team performer that season

^ *NFL.com* Rookie of the Year (fan vote)

OZZIE NEWSOME

allowed, the Ravens upended the Patriots (33-14) in the Wild Card round, becoming the first road team to win a playoff game at New England since 1978...For the first time in team history, Baltimore had a 3,000-yard passer (Joe Flacco - 3,613), a 1,000-yard rusher (Ray Rice - 1,339) and a 1,000-yard receiver (Derrick Mason - 1,028) in the same season...Five Ravens were voted to the Pro Bowl, including LB Ray Lewis (11th), S Ed Reed (sixth), FB Le’Ron McClain (second), DT Haloti Ngata (first) and Rice (first)...Rookie T Michael Oher, who started 16 games, finished second for Diet Pepsi Rookie of the Year (*NFL.com* fan vote) and earned All-Rookie team honors.

2008: Along with owner Steve Bisciotti, president Dick Cass and several other front office executives, Newsome headed the search committee that hired first-year head coach John Harbaugh...The Ravens posted an 11-5 regular season record and advanced to the AFC Championship game, where they fell to the eventual Super Bowl champion Steelers... Led by Newsome and Harbaugh, Baltimore produced 13 total victories, which set an NFL record for most wins by a first-year head coach (Harbaugh) and rookie quarterback (Joe Flacco)... Baltimore’s stifling defense – ranked No. 2 in the NFL – set several franchise records, while the Ravens also had five players earn Pro Bowl honors: LB Ray Lewis, S Ed Reed, ST Brendon Ayanbadejo, OLB Terrell Suggs and FB Le’Ron McClain... Flacco, who became the first rookie QB ever to win two playoff games, was named the Diet Pepsi Rookie of the Year (*NFL.com* fan vote).

2007: Despite finishing 5-11 in an injury-marred season (Baltimore lost 77 games to starters), the Ravens sent four players to the Pro Bowl: T Jonathan Ogden, LB Ray Lewis, S Ed Reed and RB Willis McGahee...Former free agent acquisition WR Derrick Mason (2005) set a Ravens’ single-season record with 103 receptions...Ravens had six different rookies start a game, tying for the second most in the NFL.

2006: Baltimore produced the best record in franchise history with a 13-3 mark before falling to Indianapolis in the Divisional Playoff, 15-6...Thanks to key offseason free agent additions like 2003 NFL co-MVP QB Steve McNair, four-time Pro Bowl DT Trevor Pryce and Pro Bowl special teamer Gary Stills, the Ravens improved in all three phases of the game... Additionally, the Ravens had five rookie draft picks start at least one contest, including first-rounder DT Haloti Ngata (16 games) and fifth-round pick S Dawan Landry (14 games)... Both Ngata and Landry earned PFW/PFWA All-Rookie Team honors and were integral pieces of Baltimore’s No. 1-ranked defense...Ravens produced eight Pro Bowl players, including McNair...After the Ravens’ 27-26 win at Tennessee, keyed by McNair’s 376-yard, 3-TD effort and Pryce’s game-clinching FG block, Newsome was awarded the game ball for his efforts in building the 2006 team.

2005: A difficult season ended with a 6-10 record...The Ravens lost 67 games to starting players with injuries, third

most in the NFL...Pro Bowlers WR Derrick Mason and CB Samari Rolle, were added for the campaign...T Jonathan Ogden made his ninth-straight Pro Bowl...First-round draft choice WR Mark Clayton set then-rookie records with single-season franchise highs in catches (44) and yards (471).

2004: Baltimore, with key starters missing a total of 53 games, fell one game short of the playoffs, finishing with a 9-7 mark...S Ed Reed, the Ravens’ first pick in 2002, was named the NFL’s Defensive Player of the Year...Reed, LB Ray Lewis, CB Chris McAlister, T Jonathan Ogden and OLB Terrell Suggs all made the Pro Bowl...In June 2004, the Pro Football Writers Association honored Newsome with the Jack Horrigan Award for his cooperation and understanding of the media.

2003: Ravens won their first division title with a 10-6 record... Baltimore hosted the Titans in the Wild Card game, but fell,

SUPER BOWLS SINCE 2000

MOST SUPER BOWL TITLES SINCE 2000 SEASON

Titles	Team	Seasons
4	New England Patriots	2001, 2003-04, 2014
2	Baltimore Ravens	2000, 2012
2	New York Giants	2007, 2011
2	Pittsburgh Steelers	2005, 2008



Newsome celebrates the Ravens’ 34-31 Super Bowl XLVII win over San Francisco at the Mercedes-Benz Superdome in New Orleans. The 2012 World Championship marked the Ravens’ second Super Bowl title (2000) in the franchise’s short history.

OZZIE NEWSOME

TOP 5 GMS

NFL'S TOP GENERAL MANAGERS (*Sporting News, 2014*)

- | Rk. | GM (Team) |
|-----|-----------------------|
| 1. | Ozzie Newsome (Bal.) |
| 2. | Ted Thompson (GB) |
| 3. | Jerry Reese (NYG) |
| 4. | John Schneider (Sea.) |
| 5. | Bill Belichick (NE) |

and earned NFL Defensive Rookie of the Year honors...RB Jamal Lewis was named the NFL's Offensive Player of the Year, posting the second-most rushing yards in league history (2,066)...LB Ray Lewis earned his second (2000) Defensive Player of the Year honor.

2002: Was promoted and became the NFL's first African American general manager...Newsome and his staff assembled the youngest team in league history...Most observers predicted the Ravens would win very few games, but Baltimore entered Week 15 with a 7-7 mark and a chance to be the AFC's top Wild Card playoff team...Two last-minute losses to Cleveland (14-13) and at Pittsburgh (34-31) gave Baltimore a 7-9 mark...That year's draft produced two immediate starters (S Ed Reed & DE Anthony Weaver) and standout returner Lamont Brightful...Reed led the Ravens with 5 INTs and made every NFL All-Rookie team.

2001: Picking late in each round after winning Super Bowl XXXV, Newsome and his staff continued to draft well by selecting TE Todd Heap (first round, 31st overall), who finished his Ravens career in 2010 as the franchise's all-time leader in TD catches (41)...Ravens concluded the season with a 10-6 record and won at Miami (21-3) in the Wild Card game before falling in the Divisional Playoff at Pittsburgh (27-10)...Six Ravens earned Pro Bowl honors.

2000: Newsome was voted the NFL's Executive of the Year... Finishing 12-4, the Ravens earned a Wild Card berth and won Super Bowl XXXV, 34-7, over the New York Giants... Baltimore's bruising defense, considered one of the best in league history, permitted just 970 rushing yards and 165 points – both NFL records in a 16-game season...The architects of the Ravens' Super Bowl championship team, Newsome and his staff hit gold with the selection of RB Jamal Lewis (the team's all-time leading rusher) with the fifth pick in the first round...As a rookie, Lewis set a then-Ravens' team record with 1,364 rushing yards...The Ravens had five Pro Bowlers, including key free agents DT Sam Adams and S Rod Woodson, whom Newsome signed to the team.

20-17...Ravens sent an NFL-best (tied with KC) eight players to the Pro Bowl, all of whom were originally drafted by Baltimore... The Ravens picked OLB Terrell Suggs (first round, 10th overall), who posted a team rookie-record 12 sacks

1999: The Ravens finished 8-8 in Brian Billick's first season as head coach and had five players named to the Pro Bowl... Newsome continued a hot hand at drafting by tabbing Arizona CB Chris McAlister (10th overall), who earned three Pro Bowls (2003-04 and 2006) in Baltimore.

1998: Coordinated the selection of CB Duane Starks with the Ravens' first pick (10th overall)... Starks tied for the NFL's INT lead among rookies that year (equaling Charles Woodson's 5)... Starks then added 5 more thefts in his second season and led the Ravens with 6 picks in 2000, including a 49-yard INT for a TD against the NY Giants in Super Bowl XXXV.

1997: In their second draft, the Ravens picked eventual four-time Pro Bowl LB Peter Boulware, LB Jamie Sharper, S Kim Herring and C Jeff Mitchell – all of whom became starters vs. the Giants in the Super Bowl XXXV victory... Boulware, the Ravens' No. 2 all-time sacks leader (70, behind OLB Terrell Suggs - 106.5), was the consensus choice for NFL Defensive Rookie of the Year and led the AFC in sacks (15) in 2001.

1996: Art Modell invited Newsome to join him as the Ravens' VP of player personnel when the team moved from Cleveland to Baltimore... Under Newsome's direction, the 1996 draft produced two perennial Pro Bowlers in T Jonathan Ogden (a Pro Football Hall of Famer) and LB Ray Lewis, who was

the Super Bowl XXXV MVP and NFL's Defensive Player of the Year in 2000 & 2003... Also earning the Pro Bowl as a returner was WR Jermaine Lewis (1998 and 2001), a fifth-rounder in that draft, who still holds several franchise career return records.

1991-95: (with Cleveland) First position in the Browns' front office was as a special assignment scout... Two years later (1993), Newsome was promoted to a very comprehensive

assignment – assistant to the head coach (Bill Belichick)/ offense/pro personnel... In 1994, Newsome was named the Browns' director of pro personnel... Although he continued to help on the field, Newsome provided detailed studies on other NFL players and recommended which players the Browns should try to acquire.

NFL PLAYER: 1978-90: (with Cleveland) Newsome retired after 13 years as a premier NFL tight end... Entering 2015, his 662 receptions and 7,980 receiving yards both rank fifth most all time by a TE (each mark also stands as the most ever by any player in Browns history)... Newsome also caught 47 career touchdown passes, fourth most in Browns annals... Newsome ended his career as the fourth-leading NFL receiver of all time... He earned three Pro Bowls (1981, 1984-85) and was a four-time winner of the Cleveland Touchdown Club's Offensive Player of the Year award (1978, 1981 and 1983-84)... His streak of 150-consecutive games with a

GM/HC COMBOS

THE NFL'S BEST GENERAL MANAGER/HEAD COACH DUOS (*Adam Schein, NFL.com, 2015*)

- | Rk. | GM/HC (Team) |
|-----|------------------------------------|
| 1. | Steve Keim/Bruce Arians (Ari.) |
| 2. | Ozzie Newsome/John Harbaugh (Bal.) |
| 3. | John Schneider/Pete Carroll (Sea.) |
| 4. | Ted Thompson/Mike McCarthy (GB) |
| 5. | Mickey Loomis/Sean Payton (NO) |

OZZIE NEWSOME

catch by a TE is the second longest in NFL history (Tony Gonzalez, 211)...Winner of the 1990 Byron "Whizzer" White Award as the NFL's top community volunteer...Newsome, who was named to the All-NFL team of the 1980's (second team), consistently received All-AFC and All-NFL honors throughout his career...He was a 1978 No. 1 draft choice (23rd overall), along with LB Clay Matthews (12th overall), and the two are among an elite group of Browns to have played for three decades...The others are Gene Hickerson (1958-60, 62-73), Dick Schafrath (1959-71) and Don Cockroft (1968-80)...Until former Ravens TE Shannon Sharpe broke his records in 2001, Newsome's pro career was the most productive of any TE in NFL history...Newsome was inducted into the Pro Football Hall of Fame in 1999...Calvin Hill (RB - Dallas, Washington, Cleveland), a close friend of his, introduced Newsome at the induction ceremony.

COLLEGE: Newsome graduated from Alabama with a degree in recreation administration...During his four-year career with the Crimson Tide, he posted 102 receptions for 2,070 yards and 16 TDs...Newsome also helped Alabama capture three SEC Championships during his career...As a senior in 1977, he was named team captain and the Southeastern Conference's Lineman of the Year...Newsome also earned All-American honors at WR...He was inducted into the College Football Hall of Fame (South Bend, IN) in 1994.

PERSONAL: Attended Colbert County (Leighton, AL) HS... Winner of the 1990 Byron "Whizzer" White Award as the NFL's top community volunteer, he is widely known for his

willingness to help those in need...In 2014, Newsome received the Leadership Award for career achievement at the John Mackey Awards banquet...In 2012, he was honored with the Maxwell Football Club's Francis J. "Reds" Bagnell Award for outstanding contribution to the game of football...In 2008, Newsome was honored by Little League Baseball – a sport in which he competed as a child – for his lifetime athletic achievements by being inducted into its Hall of Fame...In 2007, along with Tony Dungy, Herm Edwards and Lovie Smith, Newsome received the Fritz Pollard Alliance's Johnnie Cochran Salute to Excellence Award, which honors African Americans in the NFL who make the biggest impact on the field and in the front office...Newsome was also honored with the award in 2009, 2011 and 2012...Additionally, in 2007, Newsome received the FPA's Paul "Tank" Younger Award, acknowledging his dedication and achievement in building a successful organization...Newsome has gained induction into eight Halls of Fame: Pro Football Hall of Fame in Canton, OH (1999), National Football Foundation College Hall of Fame (1994), NCAA Hall of Fame (1994), State of Alabama Hall of Fame (1995), National High School Hall of Fame (2014), National Federation of State High School Associations Hall of Fame (2014), Colbert County High School (Leighton, AL) Hometown Hall of Fame (2012) and Little League Baseball Hall of Fame (2008)...An avid golfer, Ozzie says his dream foursome would include Bear Bryant, Tiger Woods, Michael Jordan and himself...Newsome and his wife, Gloria, live in Cockeysville, MD...The couple has a son, Michael Ryan, who attends the University of Alabama.

"Talk to anyone who has watched [Ozzie] Newsome and his staff work up close, and they'll repeat a variation of the same theme: He made the rare transition from great player to great team executive and personnel evaluator by prioritizing listening, learning before talking, and being able to assimilate vast amounts of information and condense it down to its most salient points. Somehow, Newsome is able to block out the noise and avoid drowning in the details, which paves the way to more decisive and reasoned decision-making in the inherently inexact science that is football scouting and evaluation."

– Don Banks, SI.com

"I think Ozzie is true to his board, and the Ravens are as good as any team in the league at staying true and not panicking on draft day."

– Mike Mayock, NFL Network

"The genius of his ability to absorb all the information is second to none. I always equate it to watching him look at the draft board is like watching Russell Crowe [play Nobel Laureate in economics John Nash] in the movie 'A Beautiful Mind,' in that scene where the math just kind of comes off the board for him. That's Ozzie with all those names and statistics. Of course, he has a great eye for talent, too, but his ability to orchestrate that process, to gain that information, is unmatched."

– Brian Billick, NFL Network

"General manager Ozzie Newsome, assistant GM Eric DeCosta, head coach John Harbaugh and the rest of this brilliant staff establish a consistent culture of winning by owning the NFL Draft. Their collective scouting savvy – and clear-eyed decision-making – shapes good teams into great ones. It's truly a work of art. ... In a league where competitive balance rules, having a great structure is vital. The Ravens' continual success isn't luck. It's the residue of amazing design. It's the wizardry of Oz."

– Adam Schein, SiriusXM/NFL.com

"As a player, he was known as the Wizard of Oz, a Hall of Fame tight end who was hard to stop. As a drafter, he's a master of finding the right players. [Ozzie] Newsome built one of the greatest defenses in NFL history, starting with middle linebacker Ray Lewis."

– John Clayton, ESPN

"If I had to pick one guy to draft me a team, I'd take Ozzie Newsome, the GM of the Ravens. He's the best I've seen since Ron Wolf. No matter where the Ravens draft, a good player seems to fall to them."

– Rick Gosselin, The Dallas Morning News



BALTIMORE
RAVENS

JOHN HARBAUGH HEAD COACH

COLLEGE: MIAMI (OH)
BORN: 9/23/62, PERRYSBURG, OH
EXP. (NFL/RAVENS): 18/8

Super Bowl-winning head coach John Harbaugh has led the Ravens to a playoff berth in six (2008-12 and 2014) of his seven seasons in Baltimore, and in 2012, captured the franchise's second World Championship.


Though he never wants it to be about him, it's become quite difficult to ignore Harbaugh's measurable success.

Here's a look, entering the 2015 campaign:

- Harbaugh is the *only* head coach in NFL history to win at least one playoff game in six of the first seven seasons of a coaching career. With the Ravens' 2014 playoff berth, "Harbs" became one of eight coaches in NFL history to make the postseason in six of their first seven seasons coaching.
- The Ravens are one of only four teams (GB, Ind. and NE) to earn a playoff berth in six of the past seven seasons. Baltimore has also won at least one playoff game in each of those postseasons – the only team to do so.
- Baltimore's 10 playoff victories under Harbaugh (since 2008) rank as the NFL's most. Of those wins, seven have come on the road (also an NFL best).
- Harbaugh owns the second-most playoff victories (10) by a head coach in the first seven seasons of a career since the 1970 AFL-NFL merger. (Washington's Joe Gibbs had 11.)
- The Ravens have posted at least 10 wins in five of Harbaugh's seven seasons at the helm, with Baltimore owning the NFL's second-most total victories (82, including playoffs) since his 2008 arrival.
- Harbaugh is the only head coach in NFL history (since 1970 merger) to win a playoff game in each of his first four and five seasons.
- The 2012 Ravens won Super Bowl XLVII, 34-31, over the San Francisco 49ers in one of the most dramatic games in NFL history. Baltimore jumped to a 28-6 lead, but needed a critical goal-line stand late in the fourth quarter to help seal the victory. The Ravens overcame a furious second-half comeback and a 34-minute power outage at the Mercedes-Benz Superdome in New Orleans to clinch the franchise's second World Championship.
- Under Harbaugh's guidance, the Ravens have appeared in three AFC Championship games (2008, 2011, 2012) and have won at least one playoff game during each of their six postseasons with him as head coach.
- John and his younger brother, Jim (2011, 2012 and 2013), the former 49ers' head coach, are the only NFL head coaches to reach three conference championships in the first five seasons of a coaching career.
- Harbaugh owns the fourth-best winning percentage (.646) among active NFL head coaches, compiling an 82-45 overall record (including playoffs).
- "Harbs" has led the Ravens to 72 regular season wins since 2008, tying (Pit.) for the NFL's third most.
- With Harbaugh, the Ravens have recorded a 45-11 mark at M&T Bank Stadium over the past seven seasons, ranking as the NFL's second-best home record during that span (2008-14).

COACHING BACKGROUND

YEARS	COLLEGE/PRO TEAM	POSITION
1984-86	Western Michigan	Graduate Assistant
1987	Pittsburgh	Tight Ends
1988	Morehead State	DBs/Special Teams/ Strength & Conditioning
1989-94	University of Cincinnati	Special Teams, TEs, OLBs, RBs
1995-96	University of Cincinnati	Assistant Head Coach
1997	Indiana University	DBs/Special Teams Coordinator
1998-2006	Philadelphia Eagles	Special Teams Coordinator
2007	Philadelphia Eagles	Secondary
2008-15	Baltimore Ravens	Head Coach



“The TEAM, The TEAM, The TEAM!”

JOHN HARBAUGH

From his job interview with the Ravens, to his first press conference, to his consistent action and talk about Baltimore, it is all about “the team” for Harbaugh. Signs can be seen around the Ravens’ complex: “The Team, The Team, The Team.”

“My coaching philosophy can be summed up easily,” said Harbaugh, the third head coach in Ravens history, following Ted Marchibroda (1996-98) and Brian Billick (1999-2007). “The three most important things are *the team, the team and the team*. Everything we do is to make the team better. Individuals can let their lights shine, and we encourage that. But, nothing should detract from making the team better.”

Despite his early success, “Harbs” diffuses accolades: “It’s about us. It’s about the team. It’s about the players, the coaches, Steve [Bisciotti], Ozzie [Newsome] and the scouts. It’s about Dick [Cass] and the support staff. It’s about all of us pulling together to win – to be the best.”

Unlike other NFL head coaches, “Harbs” took the road less traveled. Most NFL field bosses graduate from pro jobs that include the word “coordinator” after “offensive” or “defensive,” or they emerge from heading big-time college programs. Before becoming the Ravens’ head coach in 2008, John was the Eagles’ secondary coach (2007), and prior to that, Philadelphia’s special teams coordinator (1998-2006) and a 14-year collegiate coach. (Harbaugh also grew up learning about the game from his father, Jack, a longtime college coach.)

In 1998, then-Eagles head coach Ray Rhodes hired Harbaugh, who quickly established a reputation as one of the NFL’s top special teams coaches. Subsequently, he was one of four assistants retained by Andy Reid in 1999.

Prior to hiring Harbaugh, the Ravens talked with over 30 people about the energetic coach. “Did we take a chance by hiring John? My belief is that you have to be willing to do things the masses don’t, or you’ll never separate yourself from the masses,” stated team owner Steve Bisciotti. “We obviously picked the right person.”

Simply put, Harbaugh strives to be the best. “We don’t want to just win a championship. We want to be a championship team,” he stated. “We want to become something. We seek the highest levels.”

His teams are balanced, disciplined and hard-nosed. “We want to be the most physical team, but we also want to be the cleanest. Hard-hitting and playing with physicality does not mean dirty,” he added

HARBAUGH YEAR-BY-YEAR



SEVEN SEASONS (2008-14)

Regular Season Record	72-40
at Home	45-11
on Road	27-29
vs. AFC	53-31
vs. AFC North	27-15
vs. NFC	19-9
Playoffs Record	10-5
Playoffs Home Record	2-0
Playoffs Road Record	7-5
Super Bowl Record	1-0
Overall Career Record	82-45

JOHN HARBAUGH SEASON-BY-SEASON

Year	Record	Playoffs
2014	10-6	1-1 (Divisional)
2013	8-8	No playoff berth
2012	10-6	4-0 (Won Super Bowl XLVII)
2011	12-4	1-1 (AFC Championship)
2010	12-4	1-1 (Divisional)
2009	9-7	1-1 (Divisional)
2008	11-5	2-1 (AFC Championship)

2014

- The Ravens produced a 10-6 regular season record, earning their sixth playoff berth in the past seven seasons... Baltimore, one of three AFC North teams to make the postseason, finished third in the division behind Pittsburgh (11-5) and Cincinnati (10-5-1), but advanced to the Divisional Playoff round after capturing a 30-17 Wild Card victory in the Steel City... The Ravens’ bid to reach their fourth AFC Championship game under Harbaugh was cut short in New England, where Baltimore fell to the Patriots, 35-31, after holding two 14-point leads during a thrilling battle.

- The Ravens set single-season franchise records by scoring 409 points and producing 5,838 yards of offense in 2014... Baltimore gave up just 19 sacks (the second fewest in franchise history), which ranked only behind Denver’s 17 as the NFL’s fewest allowed... QB Joe Flacco tallied career bests in yards (3,986) and touchdown passes (27), while key free agent addition WR Steve Smith Sr. reached the 1,000-yard receiving milestone for the eighth time in his career (1,065 yards on 79 catches)... WR Torrey Smith posted 11 receiving TDs, the second most in Ravens single-season history... First-time Pro Bowl RB Justin Forsett produced a career-high 1,266 rushing yards (the NFL’s fifth most) and led the league in runs of 20-plus yards (a team-record 17); Forsett’s single-season franchise-record 5.4 rushing average also ranked as the NFL’s No. 1 mark among running backs.

- Led by OLB Terrell Suggs and 2014 Pro Bowl selections OLB Elvis Dumervil and rookie LB C.J. Mosley, Baltimore racked up

RAVENS SECOND IN NFL

NFL WINS / INCLUDING PLAYOFFS (2008-14)

Rk.	Team	Comb. Wins
1.	New England Patriots	91
2.	Baltimore Ravens	82
3.	Green Bay Packers	79

JOHN HARBAUGH

HEAD COACH JOHN HARBAUGH, YEAR-BY-YEAR

the NFL's second-most sacks (49, tied with Philadelphia), boasted the No. 2 red zone defense (42.6) and allowed the fourth-fewest rushing yards per game (88.3).

- P Sam Koch produced the NFL's No. 3 gross average (47.4) and No. 1 net average (43.3), setting the Ravens' single-season records for each... Highlighted by his third-career 108-yard KOR-TD, RS Jacoby Jones ranked second in the NFL in KOR average (30.6)... As a team, the Ravens were No. 1 in the league with a 28.3-yard KOR mark.

2013

- For the first time since Harbaugh's 2008 arrival, Baltimore did not make the playoffs, falling one game short with an 8-8 mark and placing third in the AFC North... Baltimore played an NFL-high nine games decided by 3 points or less, compiling a 5-4 record in those contests... How close were the Ravens to making the playoffs? They were tied 17-17 near the end of the third quarter in the season-ending loss at Cincinnati, needing a victory to secure what would have been their sixth-straight postseason berth.

- OLB Terrell Suggs (10) and OLB Elvis Dumervil (9.5) combined for 19.5 sacks, with Suggs earning his sixth Pro Bowl invite... NT Haloti Ngata was elected to his fifth Pro Bowl, while CB Lardarius Webb's 22 PD ranked as the NFL's second most.

- WR Torrey Smith tallied 1,128 receiving yards, the second most in single-season team history (Michael Jackson - 1,201 in 1996) and had a career-high 65 catches, posting the NFL's fifth-best yards-per-catch average (17.4)... Undrafted rookie WR Marlon Brown's 7 receiving TDs tied (Torrey Smith, 2011) for the most by a rookie in team history, while he also finished second (Smith, 2011) in catches (49) and receiving yards (524) by a Ravens' rookie... G Marshal Yanda also earned his third Pro Bowl honor.

- Pro Bowl K Justin Tucker set franchise records in FGs made (38) and FGs attempted (41) and produced a franchise-record 140 points (tied for sixth in NFL)... Tucker also had 6 FGs of 50-plus yards and kicked 3 game-winning FGs, including a team-record 61-yarder at Detroit.

2012

- The Ravens captured a second-consecutive AFC North title with a 10-6 mark before sweeping four playoff games to win Super Bowl XLVII: 24-9 over the visiting Colts on Wild Card weekend; 38-35 in double overtime at Denver in the Divisional Round; 28-13 at New England in the AFC Championship – shutting out the Patriots, who owned the league's top offense, in the second half; and then topping the 49ers, 34-31, in New Orleans after jumping to a 28-6 third-quarter lead... Showing a resolve that was a hallmark of that championship team, the Ravens overcame a three-game December losing streak and 53 games lost to defensive starters to win the title.

- Baltimore set a then-single-season franchise record by scoring 398 points, averaging the NFL's 10th-most points per game (24.9)... The Ravens scored a team-record 254 points at

home, producing the NFL's fourth-best home average of 31.8 ppg... Baltimore also surrendered just 16 give-aways, setting a franchise single-season record low.

- The Ravens' special teams units were spectacular: In addition to posting a league-best (tied, Darius Reynaud) 3 kick return TDs (108- & 105-yard KORs and 63-yard PR), WR/RS Jacoby Jones led the NFL in KOR average (30.7)... Rookie K Justin Tucker, an undrafted free agent signing, made 30 of 33 FGAs (90.9%), producing the second-best success rate in Ravens single-season history and the second-best mark by a rookie kicker in NFL history.

- For their regular season efforts, six Ravens earned Pro Bowl honors: S Ed Reed (ninth), DT Haloti Ngata (fourth), FB Vonta Leach (third), RB Ray Rice (third), G Marshal Yanda (second) and Jones (first).

- En route to winning Super Bowl XLVII, the Ravens produced one of the most electrifying postseasons in NFL history by averaging 410.3 yards of offense per game (134.8 rush & 275.5 pass), scoring 31.0 points per contest and allowing just 22.0... WR Anquan Boldin recorded 22 catches for 380 yards and 4 TDs, while Jones posted a 29.4 receiving average (5 for 147), catching TDs of 70 and 56 yards (Jones also had a 108-yard KOR-TD in the Super Bowl)... With a 3-TD performance vs. the 49ers, QB Joe Flacco threw 11 TD passes in the postseason, tying the NFL single-postseason record shared by Joe Montana (1989) and Kurt Warner (2008)... Flacco finished the Super Bowl 22-of-33 for 287 yards to produce a 124.2 rating (eighth-best mark in SB history) and earned game MVP honors... The Ravens' defense was also stout during the playoffs, registering 10 take-aways (6 INTs and 4 FRs) to produce a +6 turnover differential.

2011

- Producing a second-straight 12-4 record (13-5 overall), Baltimore won the AFC North, sweeping the division for the first time in team history... The Ravens were 6-0 against playoff teams (7-1 including postseason), matching Green Bay as the only clubs to go undefeated in division play and against other postseason qualifiers during the regular season... In what was a franchise first, the Ravens also went unbeaten at home (9-0 with a playoff victory over Houston)... Baltimore earned a 20-13 Divisional Round victory over the Texans, and then fell, 23-20, in a heartbreaking AFC Championship thriller at New England.

- The Ravens' defense, which finished No. 3 in the league in fewest points permitted (16.6) for the fourth-straight year, tied an NFL record for consecutive seasons of being in the Top 3 for points allowed.

- RB Ray Rice produced a career-high and NFL-best 2,068 yards from scrimmage, ranking second in rushing (1,364)... Rice also set a team mark with 15 total TDs... WR Torrey Smith was third among NFL rookies with 841 receiving yards (50 catches); his receptions and yards, plus 7 TDs, set new Ravens first-year standards.



JOHN HARBAUGH

HEAD COACH JOHN HARBAUGH, YEAR-BY-YEAR

- Eight Ravens earned Pro Bowl honors: LB Ray Lewis (13th), S Ed Reed (eighth), OLB Terrell Suggs (fifth), DT Haloti Ngata (third), FB Vonta Leach (second), Rice (second), G Ben Grubbs (first) and G Marshal Yanda (first)...Suggs was also named the 2011 *Associated Press* Defensive Player of the Year, marking the fourth time a Raven has won the honor (Reed - 2004 and Lewis - 2003 & 2000).

2010

- Baltimore tied Pittsburgh for the best record in the division at 12-4, but lost the AFC North on the division-record tiebreaker (5-1 to 4-2)...Baltimore, Indianapolis (an NFL record nine in a row) and Philadelphia became the only teams to make the playoffs from 2008-10...The 2010 campaign also marked the first time the Ravens ever earned the postseason three years in a row (the Ravens later extended their record to five years in 2012).

- In the Wild Card game at Kansas City, the Ravens prevailed 30-7...Baltimore then dropped a 31-24 Divisional Round contest at Pittsburgh, which advanced to the Super Bowl...John Harbaugh became the first head coach in NFL history to take over a sub-.500 team and then win a playoff game in each of his first three seasons.

- Five Ravens earned Pro Bowl honors: K Billy Cundiff (first), LB Ray Lewis (12th), DT Haloti Ngata (second), S Ed Reed (seventh) and OLB Terrell Suggs (fourth)...WR Anquan Boldin tallied team highs with 64 catches and 837 receiving yards, while QB Joe Flacco threw 25 TD passes and a career-high passer rating (93.6)...RB Ray Rice finished with 1,776 yards from scrimmage, the NFL's third most.

2009

- After posting a 9-7 record, the Ravens produced their sixth playoff team of the decade (2000-09)...Behind the NFL's ninth-ranked scoring offense (24.4 ppg) and a defense that finished third in total yards and points allowed (300.5 ypg/16.3 ppg), the Ravens upended the Patriots (33-14) in the Wild Card round, becoming the first road team to win a playoff game at New England since 1978.

- For the first time in team history, Baltimore had a 3,000-yard passer (Joe Flacco - 3,613), a 1,000-yard rusher (Ray Rice - 1,339) and a 1,000-yard receiver (Derrick Mason - 1,028) in the same season.

- Five Ravens were voted into the Pro Bowl, including LB Ray Lewis (11th), FB Le'Ron McClain (second), DT Haloti Ngata (first), S Ed Reed (sixth) and Rice (first), who tallied the NFL's second-most yards from scrimmage (2,041)...Rookie T Michael Oher, who started all 16 games, finished second for Diet Pepsi Rookie of the Year (*NFL.com* fan vote) and earned All-Rookie team honors.

2008

- In Harbaugh's initial Baltimore season, the Ravens produced an 11-5 record and advanced to the AFC Championship game...Baltimore won the Wild Card game at Miami (27-9) and the Divisional game at the AFC's top-seeded Tennessee Titans, 13-10...Pittsburgh, the eventual Super Bowl champion, stopped the Ravens (23-14) in the AFC title matchup at Heinz Field...This first Harbaugh/Ravens team tied the NFL record (since 1978) for turnarounds by a head coach taking over a sub-.500 team...The Ravens' 2-1 playoff record following that regular season campaign established a new league standard in this same category...With the 13 total victories in 2008, Harbaugh set the NFL record for the most wins ever by a rookie head coach starting a rookie quarterback (Joe Flacco).

- Baltimore's stifling defense ranked No. 2 in the NFL by allowing 261.1 yards per game and was No. 3 in points allowed per game (15.3)...The Ravens also produced an NFL-best 26 INTs, including five returned for touchdowns...S Ed Reed tied his career high (2004) with a league-leading 9 INTs.

- Five players earned Pro Bowl honors: LB Ray Lewis (10th), Reed (fifth), ST Brendon Ayanbadejo (third), OLB Terrell Suggs (third) and FB Le'Ron McClain (first)...Flacco, who became the first rookie QB ever to win two playoff games, was named the Diet Pepsi Rookie of the Year (*NFL.com* fan vote).

MAKING HIS MARK

Entering 2015, John Harbaugh owns the fourth-best winning percentage (.6457) among active NFL head coaches, compiling an 82-45 overall record (including playoffs). For active head coaches who have coached a minimum of 60 games, Harbaugh ranks third behind Bill Belichick (.6638) and Mike McCarthy (.6465).

2015 ACTIVE HEAD COACHES / CAREER WINNING PERCENTAGE (Totals Include Regular Season and Playoff Games)

Rk.	Coach	Team	Seasons	Record	Pct.
1.	Chuck Pagano	Colts	2012-14	36-18	.6667
2.	Bill Belichick	Cle./NE	1991-95, 2000-14	233-118	.6638
3.	Mike McCarthy	Packers	2006-14	101-55-1	.6465
4.	John Harbaugh	Ravens	2008-14	82-45	.6457
5.	Mike Tomlin	Steelers	2007-14	87-50	.6350
6.	Sean Payton	Saints	2006-14	86-52	.6231



JOHN HARBAUGH

RAVENS OWNER STEVE BISIOTTI ON HARBAUGH

“The interesting thing about John is that he may be a little bit more sure of himself, but he hasn’t replaced anything that has to do with him seeking counsel. It’s one thing to be more comfortable, to be sure, be more determined and be clearer. But he doesn’t not talk to Ozzie [Newsome] and me and ask us for advice. That, to me, is the mark of a great leader. You can become more confident and more accomplished and more sure of yourself, but you’re still just as interested in your partners’ decisions. To me, that’s what says to Baltimore that John is a great leader. He never replaced that inquisitiveness with assuredness.”

ADDITIONAL RAVENS NOTES DURING HARBAUGH ERA:

Impressively, the Ravens’ Top 5 seasons for fewest turnovers have all occurred during Harbaugh’s tenure. In 2012, Baltimore set a franchise single-season record for fewest turnovers (16), breaking the previous mark of 20 from 2010. Constantly stressing attention to detail, Harbaugh’s 2010 and 2011 teams combined to produce the fewest penalties (182) over a two-year stretch in franchise history.

Maintaining a strong defensive tradition, the Ravens finished four (2008-11) of the past seven seasons as the NFL’s No. 3 scoring defense (fewest points allowed) – tying an NFL record for consecutive seasons ranking in the Top 3. Harbaugh’s red zone defense has finished in the Top 5 in six of his seven seasons, including first overall in 2011 and second in 2014, 2012 and 2008. Overall, during his time in Baltimore (2008-14), Harbaugh’s defense has allowed the NFL’s fewest points (18.2) and the third-fewest net yards (313.2) per game.

The Ravens’ offense has also experienced record-setting successes during the Harbaugh Era. In 2014, QB Joe Flacco set career highs in passing yards (3,986) and touchdown passes (27). Flacco, the franchise’s all-time passing leader (2,213-of-3,657 for 25,531 yards and 148 touchdowns), has been especially remarkable in postseason play. The Super Bowl XLVII MVP has thrown 25 touchdowns and just 10 INTs in 15 playoff games, including 21 TDs and 3 INTs in his last eight postseason games (6-2 record). Under Harbaugh’s guidance, Flacco has produced 72 regular season wins, the most by a starting quarterback in the first seven seasons of a career. Flacco receivers have also shined during the Harbaugh Era, with Baltimore witnessing four 1,000-yard receiving seasons – two by WR Derrick Mason (2008-09) and one each by Torrey Smith (2013) and Steve Smith Sr. (2014). On the ground, the Ravens have had running backs eclipse the 1,000-yard rushing mark five times under Harbaugh’s watch – four by RB Ray Rice (2009-12) and once by RB Justin Forsett (2014). Impressively, the Ravens have averaged 121.0 rushing yards per game under Harbaugh, ranking as the NFL’s 10th-best figure since 2008. “Running the football is part of our DNA in Baltimore,” the coach often states.

On special teams, an impressive four Ravens players have earned Pro Bowl honors while playing for Harbaugh: ST Brendon Ayanbadejo (2008), K Billy Cundiff (2010), RS Jacoby Jones (2012) and K Justin Tucker (2013). A byproduct of the Ravens consistently producing one of the NFL’s top special

teams units, during Harbaugh’s tenure (since 2008), Baltimore has posted the NFL’s No. 1 kickoff return average (25.4), while Tucker has become the most accurate kicker of all time (min. 100 attempts) with an 89.81% success rate heading into 2015.

NFL ASSISTANT COACH: 1998-2007 (with Philadelphia)

Harbaugh’s special teams in Philadelphia were consistently ranked among the NFL’s best. From 2000-05, the Eagles’ units finished in the Top 10 in five of those seasons in *The Dallas Morning News’* comprehensive special teams rankings. In 2001 and 2003, Philly ranked No. 1, according to senior NFL writer Rick Gosselin’s composite (includes 22 kicking-game categories).

Following the 2001 campaign, Harbaugh was voted the NFL’s Special Teams Coach of the Year by his peers. He was also named *The Dallas Morning News* Special Teams Coach of the Year that season. In just four seasons (1998-2001), Harbaugh elevated the Eagles’ special teams units from 29th to first in the league.

In 1999, the Eagles signed K David Akers, who had been working as a part-time waiter after brief kicking stints with Carolina, Atlanta and Washington. With Harbaugh’s help,



With his daughter, Alison, by his side, John celebrated the Ravens’ 34-31 Super Bowl XLVII victory over the San Francisco 49ers at the Superdome in New Orleans (2/3/13). CBS Sports’ Jim Nantz interviewed Harbaugh on the victory stage.

JOHN HARBAUGH

Akers became a three-time Pro Bowler. Harbaugh also worked with P Dirk Johnson, another “street” free agent, helping him record the then-Top 2 punting averages (38.4 in 2005 and 37.4 in 2004) in Eagles history. Under “Harbs,” 15 Eagles earned Special Teams Player of the Week awards, while snapper Mike Bartrum was named to the Pro Bowl, and RS Reno Mahe led the NFL with a 12.8 punt return average in 2005.

COLLEGE COACHING CAREER: Among John’s 31 years of coaching is a two-year stint (1995-96) as the assistant head coach at the University of Cincinnati, finishing 6-5 both seasons with the Bearcats. He coached 10 years on offense and four on defense at the collegiate level, launching his coaching career in 1984 at the age of 21 as a graduate assistant for his father at Western Michigan. In his second position at the University of Pittsburgh (1987), he was mentored by the legendary Sid Gillman, a Pro Football Hall of Famer. John also coached the tight ends at Pitt under head coach Mike Gottfried. While at Cincinnati (1989-96), Harbaugh coached special teams, tight ends, outside linebackers, running backs and was also the recruiting coordinator.

Over eight years, Harbaugh recruited 27 starters for the Bearcats and tutored both the NCAA’s top return man (former Raven Robert Tate, 34.3 KOR average in 1995) and the second-ranked returner (current Ravens defensive backs coach Chris Hewitt, 31.5 KOR average in 1993). John was part of a staff that helped Cincinnati produce three out of four winning seasons (1993, 1995-96) for the first time in 20 years.

“Harbs” also coached one season at Indiana in 1997 as the defensive backs coach/special teams coordinator, under former Ravens offensive coordinator Cam Cameron, and one year at Morehead State in 1988 as the defensive backs coach/special teams and strength and conditioning coordinator.

COACHING HONORS: In April 2014, Harbaugh was inducted into Miami (OH) University’s “Cradle of Coaches Association” and was immortalized with an on-campus statue (see p. 67). Harbaugh’s statue joins existing Cradle of Coaches statues for Earl “Red” Blaik, Paul Brown, Carm Cozza, Paul Dietzel, Weeb Ewbank, Ara Parseghian, John Pont and Bo Schembechler. The Cradle of Coaches honors Miami graduates who have earned recognition as national collegiate or professional Coaches of the Year, who have been inducted into the College Football Hall of Fame or the Pro Football Hall of Fame, or whose teams won national collegiate or professional/Super Bowl championships.

HARBAUGH COACHING FAMILY: Harbaugh is from a football family. His father, Jack, is a 41-year coaching veteran who won the 2002 NCAA Division I-AA football championship as the head coach at Western Kentucky. His younger brother Jim, who was the Ravens’ starting QB in 1998, played 14 seasons in the NFL and was the San Francisco 49ers’ head coach from 2011-14. (The University of Michigan hired Jim as its head football coach following the 2014 NFL campaign.) In

a showdown that featured the first-ever NFL game between head coaches who are brothers, John’s Ravens bested Jim’s 49ers, 16-6, in a 2011 Thanksgiving Night (Nov. 24) primetime special. The Ravens, of course, then topped the 49ers, 34-31, in Super Bowl XLVII. The brothers’ sister, Joani, is married to Indiana University basketball coach Tom Crean.

COLLEGE: Harbaugh earned a degree in political science at Miami (OH), where he won the Football Scholar Athlete Award as a defensive back for the Redhawks. He earned his master’s in physical education at Western Michigan.

PERSONAL: Devoted to his family and his Christian faith, John is most active in helping the Baltimore area be better for families. He earned the 2011 “Power of Excellence Award” from the (Ben) Carson Scholars for “demonstrating excellence in life and being a role model.” He’s a board member for the Port Discovery Children’s Museum and a contributor to numerous Baltimore-area events and charities. Also a willing volunteer, his wife, Ingrid, contributes to both the Helping Up Mission and Sarah’s House.

DID YOU KNOW?

John and his wife, Ingrid, completed the 12-mile “Tough Mudder” obstacle course in Gerrardstown, WV, together on April 20, 2013 (below).

Notably, Ingrid will compete in her fifth “Tough Mudder” race in Philadelphia in October and has plans to participate in the 2015 Marine Corps Marathon, also in October.



JOHN HARBAUGH

Harbaugh is an advocate of the U.S. Military. The NFL awarded him with its 2013 Salute to Service Award, acknowledging exceptional efforts by those in the league who honor and support military members. (Harbaugh was also a finalist for the award in 2011.) In 2012, Army Chief of Staff General Raymond Odierno presented him with the Outstanding Civilian Service Award. Harbaugh took part in the annual NFL-USO coaches' tour of the Middle East in 2009, has visited numerous military bases in the U.S. and abroad (including a 2014 February trip to the Middle East), has purchased school supplies for children whose parents are serving in the military and has sent care packages to troops overseas.


In 2008, Harbaugh also helped institute Military Appreciation Day, an annual event that takes place during Ravens training camp. Since its establishment, an estimated 8,500 service members have enjoyed preferred seating and opportunities to meet with Ravens players and coaches each summer. Once the season begins, Harbaugh then invites wounded warriors to be his guests at every Ravens home game. A history buff, Harbaugh has also taken the Ravens to Gettysburg, PA, during offseason team activities to learn about the Civil War.

John, who attended Ann Arbor (MI) Pioneer HS, and Ingrid have a daughter, Alison.



General Raymond Odierno, Chief of Staff of the Army, presented John Harbaugh with an Outstanding Civilian Service Award at Joint Base Myer-Henderson Hall, VA, on May 23, 2012.

HARBS IN THE PLAYOFFS

 The Ravens own a 10-5 playoff record under head coach John Harbaugh, a mark that includes a 34-31 victory in Super Bowl XLVII vs. the San Francisco 49ers. Harbaugh's (.667) playoff winning percentage ties for the seventh-best mark in league history.

HEAD COACH CAREER PLAYOFF WINNING PERCENTAGE (NFL History / Min. 10 Games)

Rk.	Coach	Record	Pct.
1.	Vince Lombardi	9-1	.900
2.	Tom Flores	8-3	.727
3.	Bill Walsh	10-4	.714
4.	Bill Belichick	22-9	.710
5.	Joe Gibbs	17-7	.708
6.	Jimmy Johnson	9-4	.692
7.	John Harbaugh	10-5	.667
	Chuck Noll	16-8	.667
	George Seifert	10-5	.667

In 2014, John Harbaugh became one of eight coaches in NFL history to make the postseason in six of their first seven seasons coaching.

COACHING PLAYOFF BERTHS IN SIX OF FIRST SEVEN SEASONS (NFL History)

Coach (Team)	Seasons
Paul Brown (Browns)	1950-55
John Madden (Raiders)	1969-70, 1972-75
Dennis Green (Vikings)	1992-94, 1996-98
John Robinson (Rams)	1983-86, 1988-89
George Seifert (49ers)	1989-90, 1992-95
Bill Cowher (Steelers)	1992-97
Mike Holmgren (Packers)	1993-98
John Harbaugh (Ravens)	2008-12, 2014

Harbs Historically Good:

- John Harbaugh is the only head coach in NFL history to *win* a playoff game in six of the first seven seasons of his coaching career (none of the seven other coaches listed above accomplished the feat).

Playoff Milestones:

- John Harbaugh owns the second-most playoff victories (10) by a head coach in his first seven seasons (since the 1970 merger). (Joe Gibbs had 11.)

Harbs Among NFL Coaching Elite:

- With the Ravens' 10 victories in 2014, John Harbaugh remains one of four coaches in NFL history to win a Super Bowl and not have a losing season as a head coach. (Vince Lombardi, John Madden and Mike Tomlin are the others.)



BALTIMORE
RAVENS

JERRY ROSBURG

SPECIAL TEAMS COORDINATOR/ASSOCIATE HEAD COACH

COLLEGE: NORTH DAKOTA STATE
BORN: 11/24/55, FAIRMONT, MN
EXP. (NFL/RAVENS): 15/8

Jerry Rosburg, a 37-year coaching veteran, has guided a strong special teams group since arriving in Baltimore in 2008. Over the course of his seven seasons (2008-14) with the Ravens, Rosburg's influence on Baltimore's special teams units has been substantial. Under his guidance, the Ravens have produced the NFL's No. 1 kickoff return average (25.4) and second-most KOR-TDs (tied with three teams at 6) from 2008-14. In the past four seasons (2011-14), Baltimore has 7 total kick return TDs (3 PR & 4 KOR), ranking as the NFL's most. Over the past three seasons (2012-14), the Ravens' special teams units have consistently been acknowledged as one of the league's best. In the annual special teams report from *The Dallas Morning News*, senior NFL writer Rick Gosselin ranked Baltimore in the NFL's Top 5 for three-straight seasons (fifth, 2014; fifth, 2013; second, 2012). (Gosselin's report is recognized by NFL teams as a special teams measuring stick.) In 2014, Rosburg's kickoff return unit led the NFL in KOR average (28.3), while ranking second in 2013 (26.4). Entering 2015, Pro Bowl K Justin Tucker is the most accurate kicker in NFL history with an 89.81 success rating on field goal attempts (97 of 108). Tucker, who was recruited by Rosburg as a rookie free agent in 2012, set franchise records in FGs made (38) and FGs attempted (41), with both figures tying for the NFL's most in 2013. Also in that standard-setting season, Tucker produced a franchise-record 140 points, while his 6 FGs of 50+ yards tied (several kickers) for the NFL's most. In 2014, P Sam Koch, one of the league's most accurate and consistent punters, set Ravens single-season punting records with a 47.4 gross average (third in NFL) and a 43.3 net average (No. 1 in NFL), shattering career bests. In Baltimore's Super Bowl XLVII championship season (2012), WR/RS Jacoby Jones

earned a Pro Bowl berth as a return specialist, and Baltimore ranked No. 1 in the NFL in kickoff return average (27.3), also setting a then-team record. Jones, who became the first player ever to record dual KORs of at least 105 yards in a career, tied for a league-leading 3 kick return TDs (2 KORs & 1 PR) and averaged an NFL-best 30.7 yards per kickoff return. Jones also tied an NFL record for longest KOR in Super Bowl history with his 108-yard KOR-TD in Super Bowl XLVII. Prior to his arrival in Baltimore, Rosburg built a successful NFL special teams resume both with the Browns (2001-06) and Falcons (2007) after a strong collegiate coaching career. Also, under his leadership, Cleveland's special teams units were consistently ranked among the NFL's best. Over a five-year span (2002-06), the Browns' special teams were ranked as the top NFL team in Gosselin's report.

2008-14: (with Baltimore) Ravens special teams units have been outstanding under Rosburg's direction...K Justin Tucker (2013), WR/RS Jacoby Jones (2012) and K Billy Cundiff (2010) earned their first Pro Bowls, while special teamer Brendon Ayanbadejo made his third Pro Bowl in 2008. **2014:** Ravens led the NFL in KOR average (28.3), the fourth time in seven seasons the team has finished in the Top 5...P Sam Koch, a Pro Bowl first alternate, produced single-season career highs: the NFL's No. 3 gross average (47.4) and No. 1 net average (43.3)...Promoted to special teams coordinator/associate head coach...Tucker became the most accurate kicker in NFL history with an 89.81 career success rating on field goal attempts (97 of 108). **2013:** Tucker totaled the second-best field goal success rate (92.7, 38-of-41) in Ravens single-season history and set a franchise record with 140 points...He also kicked 3 game-winning FGs, including a

COACHING BACKGROUND

YEARS	COLLEGE/PRO TEAM	POSITION
1979-80	Fargo Shanley (ND) HS	Assistant Coach
1981-82	Northern Michigan	Graduate Assistant
1983-85	Northern Michigan	Linebackers
1986	Northern Michigan	Defensive Coordinator/Secondary
1987-91	Western Michigan	Linebackers/Special Teams
1992-95	University of Cincinnati	Linebackers/Special Teams/Secondary
1996	University of Minnesota	Secondary
1997-98	Boston College	Secondary
1999-2000	Notre Dame	Cornerbacks/Special Teams
2001-06	Cleveland Browns	Special Teams Coordinator
2007	Atlanta Falcons	Special Teams Coordinator
2008	Baltimore Ravens	Special Teams Coordinator
2009-13	Baltimore Ravens	Assistant Head Coach/STs Coordinator
2014-15	Baltimore Ravens	Special Teams Coordinator/Assoc. Head Coach



"There's not a better special teams coach out there than Jerry. He's always trying to help us find ways to become better in every aspect of our game, whether it be punting, coverage or field goals. Not only that, Jerry is a great guy and wonderful family man. He means everything he says and has a great heart for this game, for the special teams and for our organization as a whole." – P Sam Koch

JERRY ROSBURG

61-yarder at Detroit...WR/RS Tandon Doss led the NFL in punt return average (15.6)...Ravens were second in kickoff return average (26.4) and were third in punt return average (14.2)... Team also posted an NFL-high 20 punt returns of 20+ yards. **2012:** Ravens finished first in NFL with a then-team-record 27.3 kickoff return average...Jones tied for a league-leading 3 kick return TDs (2 KORs: 108 and 105 yards & 1 PR: 63 yards) and averaged an NFL-best 30.7 yards per kickoff return...In Super Bowl XLVII, Jones added a fourth special teams TD with his second 108-yard KOR-TD of the season...Jones became the only player in NFL history to have dual KOR-TDs of at least 105 yards in a career (108- & 105-yarders)... Koch set then-Ravens single-season punting records with a 47.1 gross average and 40.8 net average...Tucker (90.9%) produced the second-best success rate by a rookie kicker in NFL history...Tucker, a *USA Today* All-Joe Team honoree, made 42 of 42 PATs, setting a single-season franchise record, while also kicking 4 FGs of over 50 yards. **2011:** Cundiff recorded a career-high 122 points. **2010:** The Pro Bowler Cundiff tied an NFL mark with 40 touchbacks (since kickoffs moved back to the 30-yard line)...Koch was a Pro Bowl first alternate, ranking second in the AFC with a 39.2 net punting average...Koch also tied a team mark with 39 punts inside the 20...Rookie RS David Reed led the NFL in KOR average (29.3). **2009:** Team set a then-franchise record, ranking second in the NFL, with a 26.2-yard average on KORs...Also ranked fifth in the league in average starting field position (31.8)...Coverage units ranked fourth in opponent kickoff return average (20.3) and limited foes to an average starting line of 26.9 (second best in NFL)...Promoted to assistant head coach/special teams coordinator. **2008:** Koch set a then-Ravens' single-season record with the NFL's fifth-best net punting average (39.9)...Koch also led the league with 18 punts inside the 10-yard line and was second with 34 punts inside the 20.

2007: (with Atlanta) In one season with Atlanta, the Rosburg-led Falcons' special teams units held a number of Top 10 rankings: The kickoff team was second in the NFL in opponents' average starting field position (25.5)...Falcons were sixth in the league in KOR average (24.4)...P Michael Koenen finished sixth in net punting avg. (38.8)...Special teams allowed opponents an average of 7.5 yards per PR, ranking eighth in the NFL.

2001-06: (with Cleveland) In six years with the Browns, special teams units ranked fourth in punt return average (10.3) and sixth in opponent kickoff return average (20.8)... Was instrumental in developing the successful career of WR/RS Dennis Northcutt, helping him set team records for career punt returns (174) and career punt return yardage (1,837)... Phil Dawson became one of the NFL's most accurate kickers. **2006:** Browns ranked fifth in the NFL in the comprehensive annual special teams poll created by Rick Gosselin of *The Dallas Morning News*, up a notch from previous two years...

Rosburg guided Northcutt, who finished fourth with an 11.1 punt return average...RS Joshua Cribbs set a team record for most KOR yards in franchise history with 1,494, earning him the Browns' team MVP...Browns were the only NFL team to finish the season in the Top 5, both in starting field position on kickoffs (31.4 – second in NFL) and opponent starting position (25.3 – fourth in NFL)...Former Ravens P Dave Zastudil finished sixth in the NFL in net punting average (38.4) and sixth with 28 punts inside the 20 in his first year under Rosburg. **2005:** Browns led the league in special teams scoring – the only team to score a special teams TD three different ways: off a PR, off a KOR and off a blocked FGA...Northcutt ranked fourth in the league in punt return average (10.1)...Dawson ranked second in FG accuracy (27-of-29 for 93%)...Gosselin ranked the Browns sixth best for the second-straight year. **2004:** Gosselin ranked the Browns sixth-best in the NFL. **2002:** Browns notched a fourth-place ranking by Gosselin. **2001:** Named special teams coach.

1999-2000: (with Notre Dame) 2000: Fighting Irish played in the Fiesta Bowl after a Bowl Championship Series berth. **1999:** Was named cornerbacks/special teams coordinator.

1997-98: (with Boston College) Served as the Eagles' secondary coach.

1996: (with University of Minnesota) Spent one season as the Gophers' secondary coach.

1992-95: (with University of Cincinnati) Shared STs duties over the course of four years with John Harbaugh. **1995:** Rosburg coached the secondary. **1992-94:** Coached LBs, including former Raven Brad Jackson.


1987-91: (with Western Michigan) A year after John Harbaugh departed the school (1987), Rosburg coached LBs and special teams for the Broncos. **1988:** Team won nine games and earned a California Bowl appearance.

1981-86: (with Northern Michigan University) 1986: Named defensive coordinator and coached the secondary. **1983-85:** Spent three years coaching LBs. **1981-82:** Helped NMU earn Division II playoff appearances each season. **1981:** Launched college coaching career in a graduate assistant role.

1979-80 (with Fargo Shanley HS, Fargo, ND) Began career as an assistant coach before entering the collegiate ranks.

COLLEGE: An All-America LB at North Dakota State...Was team and conference MVP (1977)...Earned his bachelor's degree in social science education in 1978 and his master's in education administration (1983) from Northern Michigan.

PERSONAL: Attended Fairmont (MN) HS...Jerry and his wife, Sherry, have a daughter, Megan, a former captain volleyball player at American University, a son, Jerad, a hockey player for both the Sioux City Musketeers (USHL) and Michigan State University, and another daughter, Margaret.



BALTIMORE
RAVENS

DEAN PEES DEFENSIVE COORDINATOR

COLLEGE: BOWLING GREEN
BORN: 9/4/49, DUNKIRK, OH
EXP. (NFL/RAVENS): 12/6

Dean Pees, the sixth defensive coordinator in team history, is in his fourth season leading the Ravens' defense. Pees, one of eight defensive coordinators in NFL history to coach in a Super Bowl with two different teams, directs the acclaimed Baltimore unit, whose history speaks for itself. Always among the league leaders in the top defensive categories, the 2014 Ravens allowed the sixth-fewest points (18.9) and eighth-fewest yards per game (336.9). Pees' defense also was the No. 2 red zone unit, allowing a 42.6% TD conversion rate. Baltimore is the only team to rank in the Top 7 in red zone defense each of the last 11 years (2004-14). The 2013 defense ranked 12th overall (335.5 ypg) and was stellar on third down, permitting a 33.5% conversion rate (third in NFL). In 2012, his first year as coordinator, Pees guided a group that was depleted by injuries to key starters, including the 2011 Defensive Player of the Year, OLB Terrell Suggs, who missed the first six games, and future Hall of Fame LB Ray Lewis, who missed the final 10 regular season games. Led by Pro Bowl selections DT Haloti Ngata and another future Hall of Famer, S Ed Reed, the Super Bowl-winning defense was the NFL's second best in the red zone, surrendering a 43.4% TD mark inside the 20. Pees joined the Ravens in 2010 as linebackers coach and helped the unit finish as the third-best scoring defense (points allowed per game) in four-consecutive years (2008-11). The four-straight years tied an NFL record for consecutive seasons of being in the Top 3 for points allowed. Pees arrived in Baltimore following a six-year stint (2004-09) with the New England Patriots, the final four as defensive coordinator. During his tenure guiding the defense, the Patriots were the only NFL team to finish in the Top 10 in scoring defense in four-straight seasons. New England's unit

also allowed fewer than 20 points per game in every season under Pees' guidance, the best run of any coordinator in the Bill Belichick era. Pees' coaching credentials include six years (1998-2003) as head coach at Kent State and 15 seasons as a defensive coordinator on the collegiate level, including the 1983 season when he coached Ravens head coach John Harbaugh at Miami (OH).

2010-14: (with Baltimore) 2014: Led by Pro Bowlers OLB Elvis Dumervil (fourth) and LB C.J. Mosley (first), the Ravens, who ranked No. 2 in red zone defense (42.6%), allowed league's sixth-fewest points (18.9) and eighth-fewest yards per game (336.9)... Finished tied for second in sacks (49) and allowed the fourth-fewest rushing yards per game (88.3)...Dumervil (a franchise-record 17) and OLB Terrell Suggs (12) combined to produce the most sacks (29) among NFL duos. **2013:** Unit ranked third in third-down defense (33.5%) and finished 12th both in points (22.0 ppg) and yards (335.5 ypg) allowed...Pro Bowlers NT Haloti Ngata (fifth) and Suggs (sixth) led the group that lost stalwarts LB Ray Lewis and S Ed Reed...Ravens were seventh in red zone defense, surrendering a 48.8% TD mark inside the 20...LB Daryl Smith was one of three NFL defenders to post at least 100 tackles, 5 sacks and 3 INTs (his 123 tackles led the Ravens), while his 19 PD set a team record by a LB, breaking Ray Lewis' mark of 13 in 2003... CB Lardarius Webb was second in the league with 22 PD. **2012:** Led by Pro Bowl selections Ngata (fourth) and Reed (ninth), the Super Bowl-winning defense was the NFL's second best in the red zone (43.4%)...Team permitted 21.5 points per game, tying (NYG) for the NFL's 12th-best mark. **2011:** Defense allowed the NFL's third-fewest points (16.6 ppg) for the fourth-consecutive season...Two of Pees' LBs, Lewis (13th) and Suggs (fifth), were Pro Bowlers...Despite missing four games (toe injury), Lewis led

COACHING BACKGROUND

YEARS	COLLEGE/PRO TEAM	POSITION
1979-82	University of Findlay	Defensive Coordinator/Secondary
1983-86	Miami (OH)	Defensive Coordinator/Secondary
1987-89	Navy	Secondary
1990-93	Toledo	Defensive Coordinator
1994	Notre Dame	Secondary
1995-97	Michigan State	Defensive Coordinator/Inside LBs
1998-2003	Kent State	Head Coach
2004-05	New England Patriots	Linebackers
2006-09	New England Patriots	Defensive Coordinator
2010-11	Baltimore Ravens	Linebackers
2012-15	Baltimore Ravens	Defensive Coordinator

"Coach Pees is an extremely smart and experienced coach who has had a very successful NFL career. I appreciate that he lets us take chances on the field, and he's also not afraid to challenge you directly in order to improve the defense as a whole."

– CB Jimmy Smith



DEAN PEES

the team with 95 tackles, and Suggs, who was named the 2011 Defensive Player of the Year, posted a team-leading and career-high 14 sacks, while also forcing an NFL-high 7 FFs. **2010:** Ravens allowed the NFL's third-fewest points (16.9 ppg) for the third-consecutive season...Lewis led the team with 145 tackles and became the only player in NFL history with at least 35 sacks and 30 INTs...Joined Baltimore as the team's LBs coach.

2004-09: (with New England) 2009: Pees led the Patriots' defense that ranked 11th in the NFL in total defense (320.2 ypg) and fifth in scoring defense (17.8 ppg). **2008:** New England's defensive unit ranked 10th in the NFL, allowing just 309.0 yards per contest...Patriots surrendered 19.3 points per game and earned an 11-5 record despite using 22 different starters on defense. **2007:** NE's defense contributed to the first 16-0 regular season in NFL history...Defense allowed 274 points (17.4 ppg) and ranked fourth in the NFL in yards per game (288.3), which were the fewest permitted by a Patriots' defense in 28 years...NE finished second in the league with 47 sacks and sent three starters to the Pro Bowl (LB Mike Vrabel, NT Vince Wilfork and CB Asante Samuel). **2006:** In his first season as defensive coordinator, Pees' defense set a franchise record for points allowed per game (14.8), which was second in the NFL...Defense was fourth in the NFL in take-aways (35). **2005:** Tutored a linebacker unit that featured three of the defense's Top 5 tacklers and accounted for 22 of the team's 33 sacks. **2004:** In his first NFL season, Pees mentored a linebacker group that produced three of the team's top four tacklers...Defense ranked sixth in the NFL against the run, while the linebackers recorded 27.5 sacks...LB Tedy Bruschi finished second on the team with 128 tackles and earned his first Pro Bowl selection, while LB Willie McGinest paced the defense with 9.5 sacks.

1998-2003: (with Kent State) 2002: QB Joshua Cribbs became only the second player in NCAA history with two "double" (passing/rushing) 1,000-yard seasons and would later go on to break 13 different school records. **2001:** Pees led KSU to a 6-5 record, the school's best mark in 14 years and only its second winning season in 25 years...LB James Harrison – a multi-year NFL Pro Bowler – finished second in school history with 12 sacks and 20 TFL. **1998:** Named head coach.

1995-97: (with Michigan State) Was the defensive coordinator/inside linebackers coach on Nick Saban's staff...Spartans qualified for a postseason bowl game in each of

Pees' three seasons and finished with the 13th-ranked defense in his final year.

1994: (with Notre Dame) Was the secondary coach on Lou Holtz's staff...Coached future Pro Bowl CB Bobby Taylor during his senior year in which he was named to numerous All-American teams.

1990-93: (with Toledo) Spent four years as the defensive coordinator at Toledo, where he was first hired by head coach Nick Saban in 1990. **1992:** Pees' defense allowed just 13.9 points per game when Toledo posted an 8-3 record, including two shutout victories...Unit did not allow a second-half TD in any of their eight conference games.

1987-89: (with Navy) Held a three-year post as the Naval Academy's secondary coach.

1983-86: (with Miami-OH) Completed four years as the defensive coordinator/secondary coach. **1983:** Was the defensive coordinator and position coach for Ravens head coach John Harbaugh, who played defensive back.

1979-82: (with Findlay) First collegiate coaching experience came as the defensive coordinator/secondary coach during four seasons at the University of Findlay. **1979:** Findlay won the Division II National Championship.

1973-78: Coached six years of high school football at Elmwood (Bloomdale, OH) HS, first as an assistant coach (1973-74) and then as a head coach (1975-78).

COLLEGE: Earned his bachelor's degree in secondary education from Bowling Green State University.

PERSONAL: Pees, who attended Hardin Northern (Dola, OH) HS, received a distinguished alumni award and was inducted into the school's newly-formed Hall of Fame in 2013...Dean, who is also a member of the Hardin County Ohio Sports Hall of Fame (2011), was honored with the second annual "A Tribute to Ohio's Finest" award by Ohio State University in a spring 2015 ceremony at the university...The Dunkirk, Ohio, native was the second-ever NFL coach (Paul Brown, 2014) to receive the honor, which is also awarded to a high school and college coach from Ohio...Dean and his wife, Melody, have six children: Laura (son-in-law Austin), Meredith (son-in-law Scott), Steffani (son-in-law Brian), Matt (daughter-in-law Emily), Elli (son-in-law Chad) and Tarrin, and 10 grandchildren: Kade, Cole, Parker, twins Samantha and Brody, Julian, Ellis, Kyla, Dominic and newborn Wyatt Dean.

2014 DEFENSIVE NUMBERS TO RAVE ABOUT

In 2014, the Ravens' defense ranked in the Top 10 in many major categories. Impressively, Baltimore's "D" allowed just 1 TD, or none at all, nine times during the season.

RAVENS TOP DEFENSIVE RANKINGS / 2014 SEASON

Category	Stats	NFL Rank	Category	Stats	NFL Rank
Red Zone TD Pct.	42.6	2	Rushing TDs Allowed	8	5t
Sacks	49	2t	Rushing First Downs Allowed	75	5
Rushing Average Against	3.6	3	Points Allowed Per Game	18.9	6
Rushing Yards Per Game	88.3	4	Total Yards Per Game	336.9	8



BALTIMORE
RAVENS

MARC TRESTMAN OFFENSIVE COORDINATOR

COLLEGE: MINNESOTA
BORN: 1/15/56, MINNEAPOLIS, MN
EXP. (NFL/RAVENS): 21/1

Marc Trestman is in his first season as the Ravens' offensive coordinator following a two-year stint (2013-14) as the Chicago Bears' head coach. Over 31 years of coaching both in the pros and in college, Trestman has been the offensive coordinator for four NFL teams, including the Cleveland Browns in 1989 when Ravens GM and Hall of Fame tight end Ozzie Newsome was nearing the end of his playing career. Before taking the Bears' job, he spent five years in the Canadian Football League as the Montreal Alouettes' head coach, guiding the club to back-to-back Grey Cup Championships (2009-10). Trestman, who has tutored the likes of Hall of Famer Steve Young and four-time Pro Bowler Rich Gannon, brings 19 years of NFL coaching experience, including eight as an offensive coordinator, to Baltimore. While he helped coordinate the Bears' offense, Trestman was last an offensive coordinator in Oakland from 2002-03, when he helped lead the Raiders to a Super Bowl XXXVII appearance. Most recently, Trestman's 2013 Bears set single-season franchise records in net yards (6,109) and passing TDs (32).

2013-14: (with Chicago) 2013: Trestman's Bears set single-season franchise records in total net yards (6,109), gross passing yards (4,450), net passing yards (4,281), passing TDs (32) and passer rating (96.9)...QB's Jay Cutler and Josh McCown both had career years, with McCown setting the single-season franchise record in passer rating (109.0) and completion pct. (66.5), while Cutler finished second in Bears single-season history with a 63.1 completion percentage and sixth with a career-best 89.2 passer rating...Pro Bowl RB Matt Forte ranked second in the NFL in rushing yards

(1,339), while Pro Bowl WRs Alshon Jeffery (sixth, 1,421) and Brandon Marshall (11th, 1,295) were among the league leaders in receiving yards...Trestman became the 14th head coach in Chicago Bears history.

2008-12: (with Montreal Alouettes) Spent five seasons as head coach of the CFL's Montreal Alouettes, leading them to back-to-back Grey Cup championships in 2009 and 2010...Trestman also helped guide QB Anthony Calvillo to consecutive CFL MVP awards in 2008 and 2009...Under Trestman's leadership, the Alouettes compiled a 59-31 (.656) record, which included four East Division titles and a 5-3 playoff mark. **2009:** Named CFL's Coach of the Year.

2007: (with New Orleans) Was a consultant for the Saints.

2005-06: (with North Carolina State) Spent two years as the Wolfpack's offensive coordinator and helped recruit Super Bowl XLVIII Champion and current Seahawks QB Russell Wilson to NC State.

2004: (with Miami) Trestman was the Dolphins' assistant head coach/quarterbacks coach.

2001-03: (with Oakland) Trestman helped guide Oakland QBs, including Rich Gannon, who earned two Pro Bowls (2001-02) under Trestman's tutelage. **2002:** Oakland, which advanced to Super Bowl XXXVII, led the NFL in offense (389.8 ypg) and passing yards (279.7 ypg), which is still a franchise record... Offense was second in scoring, averaging 28.1 points per game...Gannon was the NFL MVP, leading the league with 4,689 passing yards.

1998-2000: (with Arizona) Spent three seasons as the Cardinals' offensive coordinator. **1998:** Trestman joined the

COACHING BACKGROUND

YEARS	COLLEGE/PRO TEAM	POSITION
1981-82	University of Miami (FL)	Volunteer Assistant
1983-84	University of Miami (FL)	Quarterbacks
1985-86	Minnesota Vikings	Running Backs
1987	Tampa Bay Buccaneers	Quarterbacks
1988	Cleveland Browns	Quarterbacks
1989	Cleveland Browns	Offensive Coordinator/Quarterbacks
1990-91	Minnesota Vikings	Quarterbacks
1995	San Francisco 49ers	Offensive Coordinator/Quarterbacks
1996	San Francisco 49ers	Offensive Coordinator
1997	Detroit Lions	Quarterbacks
1998-2000	Arizona Cardinals	Offensive Coordinator/Quarterbacks
2001	Oakland Raiders	Senior Assistant
2002-03	Oakland Raiders	Offensive Coordinator/Quarterbacks
2004	Miami Dolphins	Assistant Head Coach/Quarterbacks
2005-06	North Carolina State	Offensive Coordinator
2007	New Orleans Saints	Consultant
2008-12	Montreal Alouettes (CFL)	Head Coach
2013-14	Chicago Bears	Head Coach
2015	Baltimore Ravens	Offensive Coordinator



MARC TRESTMAN

Cardinals as offensive coordinator/quarterbacks coach...In his initial season in Arizona, the Cardinals made the playoffs for the first time since 1982 and won their first playoff game since 1947.

1997: (with Detroit) Was the Lions' quarterbacks coach for one season...QB Scott Mitchell threw for 3,484 yards, good for second on the team's all-time list at that time.

1995-96: (with San Francisco) In two seasons with Trestman calling the offense, the 49ers ranked second in points scored (26.7 ppg) and second in total offense (362.3 ypg). **1996:** Team was third in points (24.9 ppg) and sixth in offense (344.1 ypg). **1995:** Named offensive coordinator/quarterbacks coach and guided the 49ers to both the No. 1 scoring offense (28.6 ppg) and passing offense (288.0 ypg), while ranking second in overall offense (380.4 ypg)...In Trestman's offense, Hall of Fame WR Jerry Rice broke the NFL single-season receiving yards record with 1,848, a mark that stood for 17 seasons (Cavin Johnson, 1,964 in 2012).

1990-91: (with Minnesota) Spent two seasons guiding QB Rich Gannon, who improved his QB rating to 81.5 in his second season under Trestman (Gannon earned a 68.9 rating in 1990). **1990:** Rejoined the Vikings as quarterbacks coach.

1988-89: (with Cleveland) **1989:** Trestman became offensive coordinator/quarterbacks coach...Ravens general manager & executive vice president Ozzie Newsome played tight end for the Trestman-led Cleveland offense...Browns advanced

to AFC Championship game. **1988:** Trestman reunited with QB Bernie Kosar, having coached him at the University of Miami, as the Browns' quarterbacks coach.

1987: (with Tampa Bay) Spent one season working as the Buccaneers' quarterbacks coach.

1985-86: (with Minnesota) Entered the NFL ranks as the Vikings' running backs coach.

1981-84: (with University of Miami) Spent four seasons with Miami, helping guide the school's QBs, including Bernie Kosar, who was selected by Cleveland in the first round of the 1985 NFL Supplemental Draft. **1983:** Named quarterbacks coach and helped the Hurricanes to their first National Championship. **1981:** Started his coaching career as a volunteer assistant coach while earning his law degree.

COLLEGE: Trestman received his bachelor's degree in political science from Minnesota (1979)...Played quarterback both for the Minnesota Golden Gophers (1975-77), backing up Tony Dungy, and Moorhead State (1978)...Spent the 1978 and 1979 training camps with the Minnesota Vikings, playing defensive back...Earned his law degree from the University of Miami (1982) and became a member of The Florida Bar (1983).

PERSONAL: The Minnesota native attended Saint Louis Park (MN) HS...Authored a book in 2007 called "Perseverance: Life Lessons on Leadership and Teamwork"...He and his wife, Cindy, have two daughters – Sarahanne and Chloe.

TRESTMAN AS AN O.C.



"Marc has done a really good job of coming in here and coaching us in detail. He makes sure everybody knows what's going on when we hit the field. He wants to make sure that we've gone over everything a handful of times, just so that he can hold everybody accountable, and everyone can be accountable for their actions. I think he's a very analytical guy, and that is good for our offensive unit."

– QB Joe Flacco

TRESTMAN'S NFL OFFENSIVE COORDINATOR ROLES

1989: BROWNS – OFFENSIVE COORDINATOR/QBS COACH

1995: 49ers – OFFENSIVE COORDINATOR/QBS COACH

• **Note:** 49ers' NFL ranks included first in points per game (28.6) and second in yards per game (380.4).

1996: 49ers – OFFENSIVE COORDINATOR

• **Note:** 49ers' NFL ranks included third in points per game (24.9) and sixth in yards per game (344.1).

1998-2000: CARDINALS – OFFENSIVE COORDINATOR/QBS COACH

2002-03: RAIDERS – OFFENSIVE COORDINATOR/QBS COACH

• **Note:** In 2002, Raiders' NFL ranks included first in yards per game (389.8) and second in points per game (28.1).

RAVENS OFFENSE SOARS

In 2015, Marc Trestman takes over the reins of a Baltimore offense that in 2014 recorded the most points (409) and total net yards (5,838) in Ravens single-season history.

RAVENS OFFENSIVE OUTPUT / SINGLE-SEASON HISTORY

TOTAL POINTS		TOTAL NET YARDS	
Year	Points	Year	Yards
2014	409	2014	5,838
2012	398	1996	5,723
2003 & 2009	391	2012	5,640

Also in 2014...

• QB Joe Flacco set career highs in yards (3,986) and touchdown passes (27), while WR Steve Smith Sr. posted 1,065 yards on 79 catches. RB Justin Forsett had a career-high 1,266 rushing yards (the NFL's fifth most) and led the NFL in runs of 20-plus yards (a team-record 17).





BALTIMORE
RAVENS

RICHARD ANGULO

TIGHT ENDS COACH

COLLEGE: WESTERN NEW MEXICO
BORN: 8/13/80, SANTA ANA, CA
EXP. (NFL/RAVENS): 8/2 (6 playing / 2 coaching)

In his second year with the Ravens, Richard Angulo was promoted to serve as the team's tight ends coach in 2015. He spent the 2014 campaign as an offensive coaching intern, supporting then-offensive quality control coach Jay Harbaugh. In that role, Angulo aided the offensive coaching staff, providing statistical analysis, self-scouting reports and breakdowns of opposing defenses. In 2014, the Ravens' offense produced single-season franchise records in total points (409) and total yards (5,838). It finished eighth in the NFL in both points per game (25.6) and rushing yards per game (126.2). Prior to joining the Ravens, Angulo spent two years (2012-13) at Trinity International University as the Trojans' offensive line/strength and conditioning coach, when the team enjoyed its most successful two-year span in nearly a decade. Angulo also brings six years of NFL playing experience as a tight end to the Ravens. He was originally a seventh-round draft pick of the St. Louis Rams in 2003 and went on to spend time with the Vikings (2004-06), Bears (2006) and Jaguars (2007-08).

2014: (with Baltimore) Entered the NFL coaching ranks as a Ravens' offensive coaching intern, primarily supporting the offensive quality control coach...Offense set franchise records in total points (409, including a team-best 206 on the road) and total yards (5,838)...Ravens permitted 19 sacks, the second fewest in team history (17 in 2006) and in the NFL... QB Joe Flacco finished the season with career bests in yards (3,986) and TD passes (27).

2012-13: (with Trinity International) Spent two seasons as the offensive line/strength and conditioning coach at Trinity

International. **2013:** Behind the offensive line, RB Chris Elliott posted his second-consecutive 1,000-yard rushing season, becoming the first back in school history to accomplish the feat...QB Steven Anderson also became TIU's all-time leader in passing yards. **2012:** Joined the Trojans and helped the offense rank 10th nationally in the NAIA, averaging 446.0 yards per game...Under Angulo's guidance, the O-line allowed just 1.5 sacks per game.

NFL PLAYER: (2003-08) Six-year NFL veteran who played for four teams...Appeared in 27 career games (six starts) and recorded 17 catches for 155 yards (9.1 avg.) and 1 TD in his career. **2007-08: (Jacksonville)** Posted career highs with the Jaguars, appearing in 20 games (six starts) and totaling 16 catches for 144 yards and 1 TD in two seasons. **2004-06: (Minnesota/Chicago)** Played in two games with the Vikings in 2006, recording 1 catch for 11 yards. **2003: (St. Louis)** Originally drafted in the seventh round by the Rams but did not play in any regular season games.

COLLEGE: Played TE at Western New Mexico, where he originally joined the Mustangs as a walk-on...Angulo is the only player in school history to be drafted or make an NFL active roster...Earned a bachelor's degree in rehabilitation.


PERSONAL: Attended Sandia (Albuquerque, NM) HS, where he lettered in football and basketball...During the 2013 offseason, Angulo took part in the Bill Walsh NFL Minority Coaching Fellowship with the Minnesota Vikings...Began his coaching career with a brief stint as TEs coach at Lake Forest (IL) College before joining Trinity...He and his wife, Michelle, have one daughter, Adriana.

COACHING BACKGROUND

YEARS	COLLEGE/PRO TEAM	POSITION
2012-13	Trinity International University	Offensive Line/Strength and Conditioning
2014	Baltimore Ravens	Coaching Intern (Offense)
2015	Baltimore Ravens	Tight Ends

"Rich is a guy who has played the position, so he brings that knowledge to the meeting room. He has been around this offensive system as a player, so that's also a huge help, in addition to all his energy. He has done a good job communicating back and forth, and we are really getting to see what his knowledge of the game is. It has been really exciting to work with him, and I'm excited to keep that going."

– TE Crockett Gillmore





BALTIMORE
RAVENS

CLARENCE BROOKS

DEFENSIVE LINE COACH

COLLEGE: MASSACHUSETTS
BORN: 5/20/51, NEW YORK CITY, NY
EXP. (NFL/RAVENS): 23/11

Now in his 11th year guiding the Ravens' tough and stingy defensive line, Clarence Brooks is the team's longest-tenured coach. Joining Baltimore in 2005, "C.B." was one of six assistant coaches retained by head coach John Harbaugh in 2008. During Brooks' tenure (2005-14), the Ravens have allowed the NFL's fewest rushing TDs (79), second-fewest points per game (18.3) and the league's second-fewest rushing yards per game (93.2). In the team's first 16 years (1996-2011), Baltimore held opponents to under 4.0 yards per rush, ranking as the longest streak in NFL history. (Ravens allowed 4.0 ypr in 2012, then 3.8 ypr in 2013 and 3.6 in 2014.) With its fourth-ranked rush defense (88.3 ypg) in 2014, Baltimore has now ranked in the Top 5 in seven of the past nine seasons, while also ranking in the Top 10 in 10 of the last 12 seasons in that category. Stellar play by the defensive line has also helped the Ravens become the only team to rank among the NFL's Top 5 in red zone defense in 10 of the past 11 seasons (2004-2014). In 2010, the Ravens allowed only 5 rushing TDs, tying (Pittsburgh) for fewest in the NFL. A year before that (2009), the Ravens had the NFL's stingiest defense against the run, allowing 3.4 yards per rush. In each of Brooks' first seven full seasons in Baltimore (2005-11), the Ravens' defense ranked in the Top 10 in total yards allowed. In his second year (2006), the defense ranked No. 1 (264.1 ypg), while finishing second overall in 2008 (261.1 ypg). Under his leadership, NT Haloti Ngata earned five Pro Bowl selections and became the team's fifth all-time tackler. Prior to his 2005 arrival in Baltimore, Brooks coached successful NFL D-line units in Miami, Cleveland and Chicago. He was also instrumental in the notable "Desert Swarm" defense at the University of Arizona, which led the nation in scoring defense in 1992.

2005-14: (with Baltimore) 2014: Ravens ranked fourth in NFL in rush defense (88.3 ypg) and were second in red zone defense (42.6)...Allowed sixth-fewest points (18.9) and eighth-fewest yards per game (336.9) and were one of five teams to rank in Top 8 in both categories...Tied (Philadelphia) for second in NFL with 49 sacks... NT Haloti Ngata upped his career tackles total to 528, the fifth most in franchise history. **2013:** Ngata earned his fifth-straight Pro Bowl on a defense that allowed the NFL's fifth-fewest rushing TDs (7)...Baltimore also had the league's 11th-ranked rushing defense (105.4 ypg) and finished third in third-down defense (33.5%)...The Ravens held their opponents (3.8 ypc) to under 4.0 ypc for the 17th time in the team's 18 years in Baltimore. **2012:** D-line was led by Ngata, who earned his fourth-straight Pro Bowl... Ravens were the NFL's No. 2 red zone defense, allowing a 43.4% TD efficiency mark...Although the defense was mired by injuries all year, it finished strong (in final six weeks, unit allowed NFL's fourth-fewest yards per game - 299.0) en route to the Super Bowl XLVII victory. **2011:** D-line helped the team allow the third-fewest points (16.6 ppg) in the NFL for the fourth-consecutive year, tying a league mark for ranking in the Top 3...Unit was No. 3 overall, including second against the rush (92.6 ypg). **2010:** Defense allowed only 16.9 points per game, the NFL's third-best mark...Five rushing TDs permitted tied (Pittsburgh) for NFL's fewest. **2009:** Defense ranked No. 3 overall (300.5 ypg) and fifth against the run (93.3 ypg)...Ravens allowed an NFL-best 3.4 yards per rush and the third-fewest points per game (16.3)...Ngata earned his first Pro Bowl honor. **2008:** Defense ranked second overall (261.1 ypg) and third against the run (81.4 ypg), all without the team's third all-time leading tackler and starting NT Kelly Gregg, who missed

COACHING BACKGROUND

YEARS	COLLEGE/PRO TEAM	POSITION
1976-80	Massachusetts	Defensive Ends
1981-86	Syracuse	Outside LBs
1987-89	Syracuse	Defensive Line
1990-92	University of Arizona	Defensive Line
1993-98	Chicago Bears	Defensive Line
1999	Cleveland Browns	Defensive Line
2000-04	Miami Dolphins	Defensive Line
2005-15	Baltimore Ravens	Defensive Line

"C.B.' is a great coach – a wonderful coach. You see him as a father figure, but also a good friend. He keeps us straight, tells you how it is and keeps it real with you. That's the part about coaches that I love, especially 'C.B.' With technique, I feel like he has raised my game to another level, just because of his teachings and how he strives for the best every time and every rep. He'll praise you, but at the same time, if you mess up, he'll take you to the side and tell you what you have to do and what went wrong, and he won't sugarcoat it. I definitely love him for that and for being honest." – DT Brandon Williams



CLARENCE BROOKS

the entire season due to a knee injury...Ngata was a second-team *Associated Press* All-Pro honoree and Pro Bowl first alternate...Top reserve DE Dwan Edwards also spent the year on IR (back)...DT Justin Bannan filled in admirably for Gregg, posting a career-high 56 tackles and his first-career INT... Team did not allow a 100-yard rusher, extending the streak to 35-straight games...Defense only allowed 4 rushing TDs, fewest in franchise history. **2007:** Defense ranked second against the rush (79.3 ypg) and sixth overall in total defense (301.6 ypg)...The dynamic duo of Gregg (111) and Ngata (94) notched 205 tackles, surpassing DEs Michael McCrary (103) and Rob Burnett's (97) team-record 200 by a D-line tandem in 2000...Gregg made a career-high 111 tackles, adding 3 sacks, while earning his second-straight *USA Today* All-Joe honor...Ngata, in his second year, produced another stellar season with a career-high 94 tackles and 3 sacks, also making the All-Joe Team. **2006:** Defense ranked first in points allowed per game (12.6)...Baltimore was also first in total defense (264.1 ypg); first inside the 20 (33.3% TDs allowed); allowed the fewest third down conversions (28.8%) and fewest first downs (236); first in turnover differential (+17); and second in sacks (60 to SD's 61)...DE Trevor Pryce registered 13 sacks to lead the Ravens' strong pass rush... Gregg led the D-line with 101 tackles and returned a fumble a career- and franchise-long 59 yards vs. Oakland...Ngata, who was named to the NFL's All-Rookie Team, started all 16 games, snagging his first-career INT in the season opener at Tampa (9/10), returning it 60 yards. **2005:** Defense excelled, finishing second in the AFC and fifth in the NFL (284.7 ypg)... Starting RBs were held to under 100 yards 12 times and under 65 yards eight times...The 4.6 yards allowed per play was third in the NFL...Baltimore allowed the fourth-fewest first downs in the AFC (17.7 per game)...Finished first in the AFC and second in the NFL in yards allowed per pass play (5.63)...Ravens finished third in the AFC in third-down efficiency, allowing opponents to convert on just 36.1% of their opportunities.

2000-04: (with Miami) As Miami's D-line coach, Brooks helped lead a Dolphins' defense that recorded at least 44 sacks three times and averaged nearly 3 sacks a game over a four-year span...The Dolphins finished in the Top 5 in run defense two years straight (2002-03). **2004:** D-line recorded 28 of the team's 36 sacks...Ranked second in NFL passing defense (162.0 ypg)...Miami forced the second-most three-and-out series (58) in the league. **2003:** Pro Bowl DE Adewale Ogunleye's 15 sacks and Jason Taylor's 13 gave Miami the top sack tandem in the NFL...The defense allowed a run average of only 90.8 ypg. **2002:** Miami was second in the AFC and tied for fourth in the NFL with 47 sacks, the third-highest total in club history...The D-line accounted for 41.5 QB drops, including 18.5 by Taylor and 9.5 by Ogunleye, making them the most productive sack tandem in the NFL...Taylor's sack total led the league and tied a franchise single-season record... Dolphins tied for fifth in the NFL in run defense (97.1 ypg).

2000: DEs Trace Armstrong (16.5) and Taylor (14.5) combined for 31 sacks, ranking the duo first in Dolphins history and first in the NFL.

1999: (with Cleveland) Served as the defensive line coach.

1993-98: (with Chicago) Team averaged 34.2 sacks per year.

1995: Ranked fifth against the pass. **1993:** Ranked fourth in the NFL in total yards allowed and third in passing yards.

1994: Ranked fifth in the league in passing yards.

1990-92: (with University of Arizona) As D-line coach, was instrumental in its "Desert Swarm" defense, which led the nation in scoring defense in 1992.

1981-89: (with Syracuse) Tutored OLBs for the first six years...Named D-line coach for final three...He also worked in Dallas' training camp as part of a minority coaching fellowship program in 1989.

1976-80: (with Massachusetts) First full-time coaching post came in 1976, overseeing the defensive ends.

COLLEGE: Was a guard at the University of Massachusetts from 1970-72 and team captain in his final season...Earned All-Conference and All-East honors on the O-line...Earned a bachelor's degree in sociology.

PERSONAL: Attended New Bedford (MA) HS, where he lettered in football and track and field...Clarence and his wife, Justa, have a son, Jason, and a daughter, Adrienne...Jason, who is the tight ends coach at Florida International, was an assistant on the Ravens' coaching staff for four seasons (2009-12)...Clarence is a proud grandfather to granddaughter, Aviana (3), and grandson, Avery (1).

STOUT VS. THE RUN



Baltimore's run "D" was stout in 2014, with the Ravens allowing the NFL's fourth-fewest ground yards per game (88.3). For the 19th-straight season, Baltimore permitted 4.0 yards per carry or less (3.6 in 2014), the NFL's longest active streak entering the 2015 campaign.

RUSHING YARDS ALLOWED PER GAME

Rk.	Team	Att.	Yds.	TD	YPG
1.	Detroit Lions	350	1,109	8	69.3
2.	Denver Broncos	349	1,276	9	79.8
3.	Seattle Seahawks	380	1,304	8	81.5
4.	Baltimore Ravens	390	1,412	8	88.3
5.	New York Jets	393	1,489	10	93.1

Rush "D" Quick Hits:

- The Ravens' 3.6 yards allowed per carry ranked third in the NFL in 2014.
- Entering 2015, Baltimore has not allowed a 100-yard rusher in 26-straight games, the NFL's longest active streak.



BALTIMORE
RAVENS

JUAN CASTILLO OFFENSIVE LINE COACH

COLLEGE: TEXAS A&I
BORN: 10/8/59, PORT ISABEL, TX
EXP. (NFL/RAVENS): 21/3

Juan Castillo, a 34-year coaching veteran, is in his third season with the Ravens and his second as the team's offensive line coach. Castillo was promoted to guide the offensive line in 2014 after serving as the Ravens' run game coordinator in 2013. He originally joined the team as a consultant prior to Super Bowl XLVII in January 2013. In 2014, Castillo led an offensive line that permitted just 19 sacks, the second fewest in team history (17 in 2006), ranking only behind Denver (17) as the NFL's fewest. The O-line also helped protect QB Joe Flacco, who posted a career best in passing yards (3,986) and TD passes (27). RB Justin Forsett produced a career-high 1,266 rushing yards (NFL's fifth most) and led the league with a team-record 17 rushes of 20-plus yards, earning his first Pro Bowl. In 2013, Castillo worked with a line that helped Flacco set career highs in attempts (614), completions (362) and then-passing yards (3,912). Castillo, who served in various roles over 18 seasons with the Philadelphia Eagles, spent the majority of his final two years (2011-12) as the Eagles' defensive coordinator. Under his tutelage, Philadelphia's defense led the NFL with 50 sacks, ranking eighth in yards allowed (324.9 ypg) and 10th in points allowed (20.5 ppg) in 2011. Castillo spent his first 16 NFL seasons with the Eagles' offense as the offensive line coach (1998-2010), tight ends coach (1997) and as an offensive assistant (1995-96). In 2010, Philadelphia's offense set franchise records in total points (439), total net yards (6,230) and yards per rush (5.4, the NFL's top mark). With each of the team's primary running backs averaging more than 5.0 yards per attempt, the Eagles became the first team in NFL history to average at least 4.0 yards per carry in all 16 regular season games, helping LT Jason Peters

earn his second-straight Pro Bowl nod. Under Castillo, four Eagles linemen earned their first-career Pro Bowl honors: T Tra Thomas, G Jermaine Mayberry, T Jon Runyan and G Shawn Andrews, while Ravens RG Marshal Yanda earned his fourth Pro Bowl in 2014. Philadelphia drafted three offensive linemen under Castillo in the first round: Mayberry (1996), Thomas (1998) and Andrews (2004). Castillo also helped recruit and develop five undrafted players that were molded into multi-year starters along the Eagles' offensive line. During his tenure as an Eagles' assistant, Philadelphia earned 11 playoff berths, six division titles, one conference championship and an appearance in Super Bowl XXXIX. He is one of a few coaches in league history of Hispanic descent, and his fluency in Spanish has allowed him to promote the game to a Spanish-speaking audience. In 2002, Castillo and his wife, Zaida, were invited by then-President George W. Bush for a Cinco de Mayo celebration at the White House.

2013-14: (with Baltimore) Has served as offensive line coach and run game coordinator after originally joining the team as a consultant prior to Super Bowl XLVII in January 2013. **2014:** Guided the offensive line, which permitted just 19 sacks, the second fewest in the NFL and in team history... Helped protect QB Joe Flacco, who set career highs with 3,986 passing yards and 27 TD passes...RB Justin Forsett earned his first Pro Bowl, recording a career-high 1,266 rushing yards and leading the league in 20-plus yard rushes (team record 17)...Ravens finished eighth in rushing offense (126.2 ypg)...G Marshal Yanda earned his fourth-straight Pro Bowl. **2013:** Worked with an offensive line that helped Flacco set career highs in attempts (614), completions (362) and then-passing yards (3,912), also becoming the first player

COACHING BACKGROUND

YEARS	COLLEGE/PRO TEAM	POSITION
1982-85	Texas A&M-Kingsville	Linebackers/Defensive Line
1986-89	Kingsville (TX) HS.	Defensive Coordinator/Defensive Backs
1990-94	Texas A&M-Kingsville	Offensive Line
1995-96	Philadelphia Eagles	Offensive Assistant
1997	Philadelphia Eagles	Tight Ends
1998-2010	Philadelphia Eagles	Offensive Line
2011-12	Philadelphia Eagles	Defensive Coordinator
2013	Baltimore Ravens	Run Game Coordinator
2014-15	Baltimore Ravens	Offensive Line

"Juan is relentless in his pursuit to help players strive for perfection. He is a coach who is dedicated to making his linemen fundamentally-sound technicians."

– T Eugene Monroe



JUAN CASTILLO

in franchise history to throw for 20,000 career yards...RB Ray Rice (9,214) surpassed RB Jamal Lewis (9,166) as the Ravens' all-time leader in total yards from scrimmage...Yanda started all 16 games and earned his third-consecutive Pro Bowl nod.

1995-2012: (with Philadelphia) Spent his first 18 NFL seasons as an assistant with the Eagles, including two as defensive coordinator (2011-12) and 13 as the team's offensive line coach (1998-2010). **2011:** Held his first post as an NFL defensive coordinator and guided a unit that led the NFL in sacks (50) and TFL, and also ranked in the Top 10 in yards allowed (324.9 ypg) and points allowed (20.5)...In the season's final 11 contests, Philadelphia held its opponents to 17.8 points per game and 312.5 yards per contest, while forcing 19 turnovers. **2010:** Guided an offensive line that helped create 5.4 yards per rush, the league's top mark...Philadelphia's offense was second in net yards (389.4 ypg) and third in points per game (27.4)...QB Michael Vick had 9 rushing TDs, a league high among signal callers. **2007:** O-line blocked for RB Brian Westbrook, who set a franchise record with 2,104 scrimmage yards and finished third in the NFL with a career-high 1,333 rushing yards...The Eagles' rushing attack finished second, averaging 4.7 yards per carry. **2006:** Philadelphia's offense ranked second overall (381.4 ypg), including the third-best net passing attack (257.4 ypg). **2003:** Offensive line helped create 23 rushing TDs, the NFL's second most...Ground game created 4.8 yards per carry, the league's fifth-best mark. **1999:** Along with John Harbaugh, was one of four coaches retained from Ray Rhodes' staff by former head coach Andy Reid when he took over the Eagles. **1997:** Coached the tight ends. **1995:** Joined the Eagles as an offensive assistant.

1990-94: (with Texas A&M-Kingsville) Served as the offensive line coach for the Javelinas, where he helped develop five players into Division II All-Americans, including four future NFL players: G Jermaine Mayberry, G Jorge Diaz, C Kevin Dogins and T Earl Dotson...Also participated in NFL summer internships with Tampa Bay (1994), Seattle (1993) and Buffalo (1992).

1986-89: (with Kingsville (TX) HS) Held a four-year post as the team's defensive coordinator/defensive backs coach.

1982-85: (with Texas A&M-Kingsville) Began his coaching career as a graduate assistant at his alma mater, specializing in work with the defensive line/linebackers.

COLLEGE: Earned a bachelor's degree in health/kinesiology in 1986 and a master's in education administration in 1990 from Texas A&I (now Texas A&M-Kingsville), where he was a three-year letterman (1978-80) at LB for the Javelinas.

PERSONAL: Attended Port Isabel (TX) HS, where he was an All-State linebacker...Following college, Castillo spent two seasons (1984-85) with the USFL's San Antonio Gunslingers as a LB before moving to the coaching ranks... On July 4, 2009, Port Isabel, TX celebrated "Juan Castillo Day," in which Castillo received a key to the city...In 2015, Castillo was inducted into the Lone Star Conference Hall of Honor, which recognizes outstanding individuals who have brought pride and honor to the conference through their contributions either as an athlete or coach/administrator... Juan and his wife, Zaida, have four sons: Gregory, who played CB at Iowa, John, who was a cross country/distance runner at Villanova, Andres, who plays QB at Good Counsel (Olney, MD) HS, and Antonio.



Four-time Pro Bowler G Marshal Yanda (pictured above) on many pundits saying that the Ravens have one of the NFL's Top 3 offensive lines heading into 2015:

"I'm not much for words. We'll do our talking in September when the games count. Obviously, that's running the football and protecting Joe [Flacco], so I'm not getting into [the hype]. We'll let the pads do the talking."

PRIME PROTECTION



The Ravens allowed 19 sacks in 2014, ranking as the NFL's second fewest. Baltimore's 19 QB drops permitted rank as the second-best mark in team history (17 in 2006).

NFL'S FEWEST SACKS ALLOWED (2014 Season)

Rk.	Team	Sacks
1.	Denver Broncos	17
2.	Baltimore Ravens	19
3.	Cincinnati Bengals	23
4.	Houston Texans	26
	New England Patriots	26

2014 O-line Quick Hits:

- According to STATS, the Ravens' O-line posted a 72.1 "production index" score in 2014, the NFL's fourth-best mark.
- The Ravens allowed just .033 sacks per pass play in 2014, ranking as the NFL's second-best figure.



BALTIMORE
RAVENS

BOBBY ENGRAM WIDE RECEIVERS COACH

COLLEGE: PENN STATE
BORN: 1/7/73, CAMDEN, SC
EXP. (NFL/RAVENS): 17/2 (14 PLAYING / 3 COACHING)

Bobby Engram, who enjoyed a 14-year NFL playing career, is in his second season as the Ravens' wide receivers coach. In his first year in Baltimore (2014), his receiving corps boasted both a 1,000-yard receiver (Steve Smith Sr.) and a wideout that scored a team-leading 11 touchdowns (Torrey Smith). The Ravens finished eighth in the NFL in scoring with a franchise-record 409 total points (25.6 ppg) and 12th overall in total yards per game (364.9). Engram arrived in Baltimore after serving in the same role at the University of Pittsburgh for two seasons (2012-13). In his first year with the Panthers, two of Engram's receivers (Mike Shanahan and Devin Street) earned All-Big East honors, the first time in school history the feat had been accomplished in the same season. Both players had the best statistical production of their careers. Shanahan tallied 983 yards on 62 receptions, while Street had 975 yards on 73 catches, nearly giving Pitt an unprecedented two 1,000-yard receivers in the same season. In 2011, Engram entered the coaching ranks with the San Francisco 49ers as an offensive assistant. Engram's successful NFL playing career spanned 14 seasons (1996-2009) and three teams (Chicago, Seattle and Kansas City). Originally a second-round draft pick by the Bears, Engram played in 176 career games, totalling 650 receptions for 7,751 yards and 35 TDs.

2014: (with Baltimore) In his first season, Engram guided a talented Ravens receiving corps that boasted a 1,000-yard receiver in Steve Smith Sr. and the team leader in touchdowns in Torrey Smith (11)...Smith Sr. led the team with 79 receptions for 1,065 yards, including a season-long 80-yard TD...Torrey Smith's 11 receiving TDs ranked second most in single-season team history (Michael Jackson, 14 in 1996)...Ravens set franchise records with 409 points scored and 5,838 yards.

2012-13: (with University of Pittsburgh) 2013: Engram guided WR Tyler Boyd to a record-breaking freshman season...Boyd (85 catches for 1,174 yards) earned All-ACC and Freshman All-American honors while breaking freshman school receiving records previously held by Arizona Cardinals Pro Bowl WR Larry Fitzgerald. **2012:** In his first campaign as the Panthers' wide receivers coach, two of Engram's wide receivers (Mike Shanahan and Devin Street) earned All-Big East honors in the same season, the first time in school history the feat had been accomplished...Both players each tallied nearly 1,000 receiving yards (Shanahan, 62 catches for 983 yards and Street, 73 catches for 975 yards).

2011: (with San Francisco) Entered the coaching ranks as an offensive assistant under then-first-year head coach Jim Harbaugh and the 49ers, who earned a trip to the NFC Championship game.

NFL PLAYER (1996-2009): Engram, who was a 1996 second-round pick (No. 52 overall) out of Penn State by the Bears, spent five seasons in Chicago...In 2001, he signed as a free agent with the Seahawks and played eight seasons (2001-08) in Seattle before finishing his career with the Kansas City Chiefs (2009)...In 176 games (113 starts), he compiled 650 receptions for 7,751 yards and 35 TDs...Engram also played in nine NFL postseason contests, including Super Bowl XL (2005) as a member of the Seahawks, posting 6 catches for 70 yards against the Pittsburgh Steelers. **2009: (with KC)** Played in his final NFL season with the Chiefs. **2001-08: (with Sea.)** Engram totalled 4,859 yards on 399 receptions and 18 TDs in Seattle. **2007:** Set career highs with 94 receptions and 1,147 receiving yards and tied his career best with 6 TDs...

COACHING BACKGROUND

YEARS	COLLEGE/PRO TEAM	POSITION
2011	San Francisco 49ers	Offensive Assistant
2012-13	University of Pittsburgh	Wide Receivers
2014-15	Baltimore Ravens	Wide Receivers

"Bobby's coaching style is good. He's a former player, so he understands, and he gives that perspective. He sees both sides as a player and as a coach, so he understands how to approach players. But at the same time, he understands that a certain technique needs to be a certain way and how he wants it. He does a really good job with conveying that."

— WR Steve Smith Sr.



BOBBY ENGRAM

The 94 catches are a Seahawks' single-season record. **2005:** Voted as Seattle's recipient of the Ed Block Courage Award. **1996-2000: (with Chi.)** In his first five NFL seasons, Engram had 246 catches for 2,831 yards and 17 TDs for the Bears.

COLLEGE: The most prolific and decorated receiver in Penn State football history and the inaugural recipient (1994) of the Biletnikoff Award as the nation's top receiver, Engram was a three-time All-American and three-time All-Big Ten selection (1993-95) for the Nittany Lions...Penn State earned a 31-5 record during that span...During his award-winning junior season (1994), Engram caught 52 passes for 1,029 yards (19.8 avg.) and 7 TDs...Engram is the only player in Penn State history to twice compile 1,000 receiving yards in

a season (1994 and 1995)...Nearly two decades after his final collegiate season, Engram still ranks as the Nittany Lions' all-time leader in receiving yards (3,026), receiving touchdowns (31) and 100-yard receiving games (16)...Also ranks third in school history in receptions (167) and second with 786 career punt return yards...Graduated from Penn State with a degree in exercise and sport science in 1995.

PERSONAL: Born and raised in Camden, SC, Engram attended Camden (SC) HS, where he was a three-time All-State selection at wide receiver...Established the "Bobby Engram Foundation," which aids in the research of sickle cell anemia...He and his wife, Deanna, have two daughters, Bobbi and Phoebe, and two sons, Dean and Trey.

RAVENS WIDEOUTS

Baltimore Ravens WRs coach Bobby Engram is charged with leading the team's wideouts, a role he assumed in 2014 during his first year with the club. Engram helps guide WR Steve Smith Sr., who, entering his 15th NFL campaign, continues to add to an already illustrious career. The five-time Pro Bowler has recorded eight 1,000-yard campaigns dating back to 2001, tying for the highest total in the league among active players.

MULTIPLE SEASONS WITH 1,000 RECEIVING YARDS (Active NFL Wide Receivers)

Rk.	Player (Team)	Seasons
1.	Steve Smith Sr. (Bal.)	8
	Reggie Wayne (FA)	8
3.	Anquan Boldin (SF)	7
	Andre Johnson (Ind.)	7
	Brandon Marshall (NYJ)	7
6.	Marques Colston (NO)	6
	Larry Fitzgerald (Ari.)	6
	Calvin Johnson (Det.)	6
	Roddy White (Atl.)	6



Entering the 2015 season, Baltimore's roster is stockpiled with talented wide receivers, many of whom are 25 or younger. Included in this group are players like Kamar Aiken, Marlon Brown, Jeremy Butler, Michael Campanaro and rookies DeAndre Carter (undrafted), Breshad Perriman (first-round draft choice) and Darren Waller (sixth-round draft pick).



QB Joe Flacco on the Ravens' young group of wide receivers heading into the 2015 season:

"I think we have a good, versatile group of guys, but I would say at the core of them is that they're all pretty strong with pretty good hands. And that's going to go a long way, because if you can go out there and you can run strong routes and get guys off you and then come back to the ball and catch it strongly, no matter how big you are, that's important. I think all of our guys do that well, and that's going to bode well for us."



BALTIMORE
RAVENS

THOMAS HAMMOCK

RUNNING BACKS

COLLEGE: NORTHERN ILLINOIS
BORN: 7/7/81, JERSEY CITY, NJ
EXP. (NFL/RAVENS): 2/2

Thomas Hammock is in his second year as the Ravens' running backs coach. Baltimore's ground attack returned to form in 2014, ranking eighth in the NFL with 126.2 rushing yards per game. The unit was led by RB Justin Forsett, who produced a career-high 1,266 rushing yards (NFL's fifth most) and led the league in runs of 20-plus yards (a team-record 17). Forsett, whose franchise-record 5.4 ypc average was first among NFL RBs, earned his first Pro Bowl in his initial season in Baltimore. The team also produced 16 rushing TDs, tying for the NFL's fifth most. Prior to joining the Ravens, Hammock spent 11 years on the collegiate coaching circuit, including the final three (2011-13) as the University of Wisconsin's assistant head coach/running backs/recruiting coordinator. During that 11-year span, Hammock twice coached the country's leading rusher. In 2011, he guided Wisconsin RB Montee Ball to a nation-leading 1,923 rushing yards, while also tutoring Northern Illinois' Garrett Wolfe, who in 2006 registered an NCAA-best 1,928 rushing yards (148.3 ypg). Wolfe concluded his collegiate career as the NCAA's all-time leader in yards per carry (6.40 – minimum 780 rushes) and ranked fourth in career rushing (156.5 ypg), becoming one of four players in college football history to post at least 1,500 rushing yards in three different seasons. Both players were selected in the NFL Draft: Ball in 2013 by the Broncos (second round) and Wolfe by the Bears in 2007 (third round). Prior to his time with the Badgers, Hammock coached at the University of Minnesota from 2007-10, serving as its running backs coach all four seasons and also as co-offensive coordinator in 2010. Hammock guided the running backs at his alma mater, Northern Illinois, from 2005-06 following two years (2003-04) as a graduate assistant at Wisconsin.

2014: (with Baltimore) In his first season with the Ravens, Hammock guided a rushing attack that returned to form, ranking eighth in the NFL with 126.2 rushing yards per game... Unit was led by RB Justin Forsett, who produced a career-high 1,266 rushing yards (NFL's fifth most) and led the league in runs of 20-plus yards (a team-record 17)...Forsett, whose franchise-record 5.4 ypc average was first among NFL RBs, earned his first Pro Bowl in his initial season in Baltimore... Ravens pounded 16 rushing TDs, tying for NFL's fifth most...In addition, Ravens RBs contributed 76 receptions in the passing game, and second-year fullback and first-year starter Kyle Juszczyk helped the Ravens allow the NFL's second-fewest sacks (19)...Baltimore set single-season records in scoring (409 points) and total offense (5,838 yards).

2011-13: (with Wisconsin) In three seasons as Wisconsin's running backs coach, the Badgers ranked third nationally in rushing yards per attempt (5.7), fourth in rushing touchdowns (121) and seventh in rushing yards per game (251.1), also leading the Big Ten in each of those categories...UW running backs also amassed 40 games with over 100 rushing yards, the most in the country during that span. **2013:** Wisconsin ranked eighth nationally after averaging 283.8 rushing yards per game en route to rushing for a school-record 3,689 yards...The Badgers also set an NCAA-high and school standard for individual 100-yard rushing performances in a season (20)...Despite losing RB Montee Ball to the NFL Draft, Wisconsin's running game continued to flourish behind senior RB James White, sophomore RB Melvin Gordon and true freshman RB Corey Clement...Gordon and White each earned second-team All-Big Ten honors, while Gordon was named a semifinalist for both the Maxwell Award (nation's

COACHING BACKGROUND

YEARS	COLLEGE/PRO TEAM	POSITION
2003-04	Wisconsin	Graduate Assistant - Offense
2005-06	Northern Illinois	Running Backs
2007-09	Minnesota	Running Backs
2010	Minnesota	Co-Offensive Coordinator/RBs
2011-13	Wisconsin	Asst. HC/RBs/Recruiting Coordinator
2014-15	Baltimore Ravens	Running Backs

"I love working with coach Hammock. Throughout my career, I've had a lot of different coaches, and it was a breath of fresh air to come here and have a guy who was very eager and cared so much about his players. He fights for his guys and is a hard-working coach."

– RB Justin Forsett



THOMAS HAMMOCK

top player) and Doak Walker Award (top RB)...Clement added 547 rushing yards and 7 rushing TDs...Gordon (1,609) and White (1,444) set the all-time NCAA record for rushing yards by a pair of teammates in a season, combining for 3,053 yards...The tandem made Wisconsin the nation's only team to produce multiple running backs that averaged more than 100 yards per game...(Gordon became the second all-time single-season rusher in FBS history with 2,587 yards in 2014.) **2012:** Wisconsin rushed for 236.4 yards per game, the nation's 13th-best mark...Badgers were one of three teams in the nation with three backs who each rushed for over 550 yards...Ball became the NCAA's all-time leader in rushing touchdowns (77) and won the Doak Walker Award as the nation's top running back after producing 1,830 rushing yards (second in the NCAA in 2012) and 22 ground scores...Ball also earned his second-consecutive Ameche-Dayne Big Ten Running Back of the Year award. **2011:** In Hammock's first year coaching running backs at Wisconsin, the Badgers ranked 11th nationally after averaging 235.6 yards per contest...Hammock helped Ball lead the nation in rushing yards (1,923) and tie Barry Sanders' NCAA single-season TDs record (39), with Ball being named a Heisman Trophy finalist...Ball also earned the Big Ten's Graham-George Offensive Player of the Year Award and was a consensus first-team All-America selection.

2007-10: (with Minnesota) In 2010, after three seasons (2007-09) as running backs coach, Hammock was named the Gophers' co-offensive coordinator. **2010:** Minnesota moved up 26 spots nationally in rushing and 34 spots in total offense...Took over play-calling duties for the final five contests following a mid-season coaching transition...Helped the team secure wins in its final two games, including its first rivalry win in four years, defeating Iowa for the Floyd of Rosedale trophy.

2005-06: (with Northern Illinois) Spent two seasons as NIU's RBs coach in his first full-time coaching role...Hammock guided Huskies RB Garrett Wolfe, who concluded his collegiate career as the NCAA's all-time leader in yards per carry (6.40 – minimum 780 rushes) and ranked fourth in career rushing (156.5 ypg)...Wolfe was selected by the Chicago Bears in the 2007 NFL Draft's third round and is one of four players in college football history to post at least 1,500 rushing yards in three different seasons. **2006:** Wolfe registered an NCAA-best 1,928 rushing yards (148.3 ypg), and posted over 1,500 rushing yards for the third-consecutive season. **2005:** Despite playing in only nine games, Wolfe rushed for 1,580 yards and 16 TDs in Hammock's first year guiding the running backs.

2003-04: (with Wisconsin) Served as an offensive graduate assistant in his first coaching role, helping guide the team to the Music City Bowl (2003) and Outback Bowl (2004).

COLLEGE: Played running back at Northern Illinois and finished ninth on the school's all-time rushing list (2,432 yards)...Ran for 1,083 yards – the nation's 12th most – as a sophomore in 2000 and produced 1,095 rushing yards as a junior in 2001...Hammock's senior campaign was derailed due to a potentially life-threatening heart condition in 2002, and though he was forced to stop playing, he became a student coach for NIU, helping Michael Turner tally 1,915 rushing yards, which set a MAC single-season record.

PERSONAL: Born in Jersey City, NJ, Hammock earned his bachelor's degree in marketing from Northern Illinois in 2002 and a master's in educational leadership and policy analysis from Wisconsin in 2004...He and his wife, Cheynnitha, have a daughter, Tierra (6), and a son, Thomas Douglas (2).

FORSETT FLOURISHES

In 2014, veteran RB Justin Forsett had a career season, earning his first Pro Bowl invite. Forsett posted 1,266 rush yards and 8 TDs, setting new single-season career highs while breaking his previous bests of 619 yards and 4 TDs (while with Seattle in 2009). Forsett also set a Ravens' single-season record by producing 17 runs of 20-plus yards, breaking Jamal Lewis' record of 16 in 2003. Forsett's 5.4 rushing average in 2014 also set a Ravens' single-season record.

RUSHING YARDS (2014 Season)

1. DeMarco Murray . . . 1,845
2. Le'Veon Bell 1,361
3. LeSean McCoy 1,319
4. Marshawn Lynch . . . 1,306
5. **Justin Forsett 1,266**

RUSHES OF 10+ YARDS (2014 Season)

1. DeMarco Murray 45
2. **Justin Forsett 40**
3. Eddie Lacy 38

RUSHING AVERAGE (2014 Season)

1. Russell Wilson 7.19
2. Colin Kaepernick . . . 6.14
3. **Justin Forsett 5.39**
4. Cam Newton 5.23
5. Lamar Miller 5.09

RUSHES OF 20+ YARDS (2014 Season)

1. **Justin Forsett 17**
2. DeMarco Murray 15
3. Four players 9





BALTIMORE
RAVENS

CHRIS HEWITT DEFENSIVE BACKS COACH

COLLEGE: UNIVERSITY OF CINCINNATI
BORN: 7/22/74, KINGSTON, JAMAICA
EXP. (NFL/RAVENS): 7/4 (3 PLAYING / 4 COACHING)

Chris Hewitt is in his first year as the team's defensive backs coach after spending the 2014 campaign as its assistant secondary coach. Entering his fourth season in Baltimore, he spent two years (2012-13) with the Ravens helping guide a special teams unit led by Jerry Rosburg, for whom Hewitt played at the University of Cincinnati while Rosburg was an assistant. In 2014, the Ravens' defense allowed the NFL's sixth-fewest points (18.9 ppg) and eighth-fewest yards per game (336.9), even though Baltimore's secondary was hit hard by injuries, with six DBs (five CBs and one safety) being placed on Injured Reserve. With Hewitt helping coach the special teams units from 2012-13, the Ravens ranked in the Top 5 of the comprehensive annual special teams report created by Rick Gosselin of *The Dallas Morning News*, finishing fifth in 2013 and second in 2012. (Gosselin's report is recognized by NFL teams as the special teams measuring stick.) Prior to joining the Ravens, Hewitt served eight seasons as an assistant at Rutgers, where he helped mentor NFL Pro Bowlers RB Ray Rice (Ravens) and DB Devin McCourty (Patriots).

2012-14: (with Baltimore) 2014: Even while battling injuries throughout the season (six DBs were placed on Injured Reserve), the Ravens' secondary helped Baltimore's "D" allow the NFL's sixth-fewest points (18.9 ppg) and eighth-fewest yards per game (336.9)...Named assistant secondary coach. **2013:** K Justin Tucker earned his first Pro Bowl nod after producing the second-best field goal success rate (92.7, 38-of-41) in Ravens single-season history...Tucker also set a franchise record with 140 points and kicked 3 game-winning FGs, including a Ravens-record 61-yarder at Detroit...WR/

RS Tandon Doss led the NFL in punt return average (15.6)... Ravens were second in kickoff return average (26.4) and third in punt return average (14.2)...Team also posted an NFL-high 20 punt returns of 20-plus yards. **2012:** Pro Bowl RS Jacoby Jones led the NFL in KOR average (30.7) and posted a league-best 2 KOR-TDs...The unit tied a league-best 3 kick return TDs (108- & 105-yard KORs and 63-yard PR)...Jones set a Super Bowl record with his 290 combined yards, including an NFL-record-tying 108-yard KOR-TD...Joined the Ravens as assistant special teams coach.

2004-11: (with Rutgers) 2010-11: Was the Scarlet Knights' RBs coach and mentored RB Jawan Jamison, who joined Ray Rice in becoming just the third freshman in Rutgers history to rush for 200 yards in a game (200, 11/19/11 vs. Cincinnati). **2008-09:** Named the team's CBs coach prior to the 2008 season...Rutgers ranked second in the Big East in pass defense in 2008 (191.3 yards per game) and 2009 (204.5 ypg). **2005-07:** Was director of speed and skill development...Aided by Hewitt's training, Rice set all-time school rushing records with 910 attempts for 4,926 yards, 49 TDs and a long run of 90 yards...From 2005-07, Rice became the first player in Rutgers history to rush for over 1,000 yards in three seasons. **2004:** Joined Rutgers' staff as a graduate assistant.

2003: (with Notre Dame) Served as the assistant strength and conditioning coach.


NFL PLAYER: (1997-99 with New Orleans) Signed with the Saints as a rookie free agent in 1997 and played in 39 games (four starts)...Played defensive back, serving primarily as a special teams performer...Totaled 29 tackles (22 solo) from scrimmage, 3 sacks, 1 PD, 1 FF and 1 FR...Was a member of

COACHING BACKGROUND

YEARS	COLLEGE/PRO TEAM	POSITION
2003	Notre Dame	Strength and Conditioning Assistant
2004	Rutgers	Graduate Assistant
2005-07	Rutgers	Dir. of Speed and Skill Development
2008-09	Rutgers	Cornerbacks
2010-11	Rutgers	Running Backs
2012-13	Baltimore Ravens	Assistant Special Teams
2014	Baltimore Ravens	Assistant Secondary
2015	Baltimore Ravens	Defensive Backs

"There's a saying coach Hewitt told me that I live by every day to better my game and make me work harder: 'What you feel and what is real sometimes isn't always the same thing.' I take that as sometimes you feel like you had a good game or you had a good practice, but in reality, you didn't. So, you have to work yourself that much harder and give that much more effort to make sure you're really doing what you feel."

– S Will Hill III



CHRIS HEWITT

the Saints' kickoff coverage team that ranked fifth in the NFL in average opponent starting position (23.8-yard line) in 1998... Recorded 7 special teams tackles (6 solo)... Was named the NFC Special Teams Player of the Week in Week 12 vs. Seattle (11/16/97) after blocking a punt that led to a crucial field goal.

COLLEGE: Was a four-year letterman at Cincinnati and a two-time All-Conference USA selection (1995-96) as a DB... Played for Jerry Rosburg, who was the team's LBs, special teams and secondary coach (1992-95), and John Harbaugh, who was the Bearcats' special teams, TEs, OLBs and RBs coach (1989-94) and assistant head coach (1995-96)...

Totaled 80 tackles and 2 INTs in his senior season... Earned a bachelor's degree in criminal justice.

PERSONAL: Participated in the NFL's Minority Coaching Fellowship Program, completing training camp stints with the Ravens in 2006 and 2008, the Eagles in 2005 and the Browns in 2001... Played football, basketball and track at Dwight Morrow (Englewood, NJ) HS... Was born in Kingston, Jamaica before moving to New Jersey when he was 5 years old... Chris and his wife, Tanisha, have three daughters (Azia, Brianna and Christina) and a son (Christopher, Jr.).

A PROFITABLE RETURN

Since 1996, the Ravens own 54 defensive touchdowns, scoring at least one in each season of the franchise's existence, including S Will Hill's 44-yard INT-TD in the 2014 Week 12 win at New Orleans (pictured below). Baltimore is 43-7 all time when tallying a D-TD, and since 2003, owns the NFL's third most (41), going 32-5.

DEFENSIVE TOUCHDOWNS (Since 2003)

Rk.	Team	D-TDs
1.	Green Bay Packers	46
2.	Chicago Bears	42
3.	Baltimore Ravens	41

INTERCEPTION TOUCHDOWNS (Since 2003)

Rk.	Team	INT-TDs
1.	Chicago	33
2.	Baltimore	31
	Green Bay	31



AT HOME UNDER HARBAUGH



15.3

Points per game Baltimore has permitted at home since 2008, the NFL's best defensive mark (SF is next at 17.1).

67

Interceptions by the Ravens at home since 2008, tying (Chi. and NE) for the NFL's fifth most.

70.3

Passer rating the Ravens have forced for opposing QBs at M&T Bank Stadium since 2008, the NFL's top defensive mark.

293.4

Yards per game the Ravens' "D" has permitted at home since 2008, ranking as the NFL's third-stingiest average.

1,432-855

Ratio the Ravens have outscored opponents at home since 2008, limiting foes to 15.3 points per game. In their 45 wins during this span, the margin of victory has been 12.8 ppg.



BALTIMORE
RAVENS

DON MARTINDALE INSIDE LINEBACKERS COACH

COLLEGE: DEFIANCE COLLEGE
BORN: 5/19/63, DAYTON, OH
EXP. (NFL/RAVENS): 11/4

Don “Wink” Martindale is in his fourth year as the Ravens’ inside linebackers coach. In 2014, under his guidance, rookie LB C.J. Mosley and LB Daryl Smith were two of only three NFL defenders to register at least 125 tackles, an INT, a sack, a fumble recovery and a forced fumble. Impressively, Mosley earned Pro Bowl honors, becoming the first rookie in Ravens franchise history to do so. In 2013, Smith led the team with 123 tackles, also setting a Ravens’ single-season record by a linebacker with 19 PD. Smith also posted career highs in sacks (5), INTs (3) and PD (19) in 2013. Martindale, who experienced the first NFL postseason action of his career during the Ravens’ 2012 Super Bowl run, was the Broncos’ defensive coordinator (2010) prior to joining Baltimore. He entered the NFL ranks in 2004 and spent five years guiding the Oakland Raiders’ linebackers (2004-08). Prior to that, “Wink” coached 11 seasons in the collegiate ranks, including three years at the University of Cincinnati alongside then-assistant head coach John Harbaugh. Martindale also helped Western Kentucky and head coach Jack Harbaugh earn a Division I FCS National Championship in 2002.

2012-14: (with Baltimore) 2014: LB C.J. Mosley became the first rookie in Ravens history to earn Pro Bowl honors, finishing as the NFL’s only player with at least 125 tackles, 3 sacks and 2 INTs...LB Daryl Smith registered 127 tackles, 1 sack, 1 INT and 2 FFs, becoming one of just two NFL players (Lavonte David) to rack up at least 200 tackles, 5 sacks, 4 INTs and 4 FFs over the past two seasons (2013-14 – both coached by Martindale)...Ravens allowed the NFL’s sixth-fewest points (18.9 ppg) and eighth-fewest yards per game (336.9), also producing the NFL’s No. 2 red zone defense.

2013: Smith, who was signed to help replace retired future Hall of Fame LB Ray Lewis, turned in a stellar season...He led the team with 123 tackles, also setting a Ravens’ single-season record by a LB with 19 PD (Ray Lewis, 13 in 2003)... Smith was also one of three NFL defenders to tally at least 100 tackles, 5 sacks and 3 INTs...Defense ranked third in the NFL in third-down percentage (33.5) and seventh in the red zone (48.8%). **2012:** In his first season with Baltimore, Martindale tutored the inside linebackers, a group that was depleted by injuries, including Lewis, who missed 10 regular season games and returned and recorded an NFL-leading 51 postseason tackles (a franchise postseason record) and 1 PD for a defense that forced 10 turnovers en route to a victory in Super Bowl XLVII...LB Dannell Ellerbe set a career high in tackles (89) and sacks (4.5)...Over the final six games of the regular season (since Week 12), Baltimore’s defense allowed the NFL’s fourth-fewest yards per game (299.0 ypg).

2009-10: (with Denver) 2010: Was promoted to defensive coordinator...CB Champ Bailey represented the team in the Pro Bowl. **2009:** Joined the Broncos’ coaching staff as the team’s linebackers coach and helped the Denver “D” rank seventh in the NFL (315.0 ypg)...Guided LB Elvis Dumervil (who signed with the Ravens in March 2013), who led the NFL with a then-team-record 17 sacks, to Pro Bowl and first-team All-Pro honors in his first year playing LB...D.J. Williams also thrived under Martindale’s leadership, earning a spot as a Pro Bowl alternate.

2004-08: (with Oakland) 2006-08: Tutored the Raiders’ linebackers, including 2005 draft pick Kirk Morrison, who along with 2006 draft pick Thomas Howard, led the linebacking

COACHING BACKGROUND

YEARS	COLLEGE/PRO TEAM	POSITION
1986	Defiance College	Secondary
1987	Defiance College	Defensive Coordinator/Secondary
1988-93	High Schools.....	Defensive Coordinator
1994-95	Notre Dame.....	Defensive Assistant
1996	University of Cincinnati	Defensive Ends
1997-98	University of Cincinnati	Linebackers/Special Teams Coordinator
1999	Western Illinois	Defensive Coordinator/Linebackers
2001-02	Western Kentucky	Inside Linebackers/Special Teams Coord.
2003	Western Kentucky	Defensive Coordinator/Inside Linebackers
2004-05	Oakland Raiders	Inside Linebackers
2006-08	Oakland Raiders	Linebackers
2009	Denver Broncos	Linebackers
2010	Denver Broncos	Defensive Coordinator
2012-15	Baltimore Ravens.....	Inside Linebackers



“Wink’ is a great player’s coach. He’ll always make sure to guide you in the right direction, and he cares more about what you do outside of football than what you do on the field. He wants to make sure you’re doing the right thing at all times. He always wants the best for you. He always says, ‘I treat you like my kids,’ and I appreciate that. He’s a great coach.” – LB C.J. Mosley

DON MARTINDALE

corps...Morrison and Howard were two of the league's best at forcing turnovers, each tallying 7 INTs from 2006-08. **2006:** Oakland's defense ranked third overall (284.8 ypg) and first against the pass (150.8 ypg). **2004:** Entered the NFL coaching ranks as the Raiders' inside linebackers coach.

2001-03: (with Western Kentucky) 2003: Promoted to defensive coordinator/inside linebackers for the Hilltoppers, who were ranked sixth in yards allowed per game (283.7). **2002:** WKU won the Division I FCS National Championship. **2001:** Was hired by head coach Jack Harbaugh (John's father) as inside LBs/special teams coordinator.

1999: (with Western Illinois) Was defensive coordinator/linebackers coach...Tutored former Ravens 2001 draft pick and All-American LB Edgerton Hartwell.

1996-98: (with University of Cincinnati) 1997-98: Coached special teams/linebackers, including former Ravens LB Brad Jackson. **1996:** Joined the Bearcats' staff as the defensive ends coach, working alongside John Harbaugh, who was assistant head coach.

1994-95: (with Notre Dame) Spent two seasons as the defensive assistant for the Fighting Irish...Notre Dame earned trips to the Fiesta Bowl (1994) and Orange Bowl (1995)...During the 1994 season, coached with Dean Pees (current Ravens defensive coordinator), who was the Irish secondary coach.

1988-93: Was the defensive coordinator for three high schools in Ohio, including his alma mater, Trotwood-Madison.

1986-87: (with Defiance College) Began coaching career at his alma mater as its secondary coach...Promoted to defensive coordinator/secondary in 1987.

COLLEGE: Played linebacker for Defiance College in Ohio...Earned a bachelor's degree in business education.

PERSONAL: Martindale was an All-State linebacker at Trotwood-Madison (Trotwood, OH) HS...Born May 19, 1963 in Dayton, OH...He and his wife, Laura, have a daughter, Cassie, who was a Ravens' marketing department intern in 2013, and a son, Ty.

THE NFL'S MARQUEE MLB DUO

In 2014, Ravens rookie LB C.J. Mosley (No. 57) and LB Daryl Smith (No. 51) were two of only three NFL defenders to register at least 125 tackles, an INT, a sack, a fumble recovery & a forced fumble. For Smith specifically, he is one of just two NFL players (Tampa Bay's Lavonte David) to post at least 200 tackles, 5 sacks, 4 INTs and 4 FFs over the past two seasons (2013-14). Smith's 27 passes defended over the past two seasons also rank as the NFL's most among all linebackers.

NFL DEFENDERS W/ AT LEAST 125 TACKLES, 1 INT, 1 SACK, 1 FORCED FUMBLE & 1 FUMBLE RECOVERY (2014 Season)

Player	Tack.	Sacks	Yds	INT	Yds	PD	QBH	FF	FR
Luke Kuechly (Car.)	153	3	19	1	0	11	4	1	1
C.J. Mosley (Bal.)	129	3	16	2	23	8	12	1	1
Daryl Smith (Bal.)	127	1	7	1	0	9	3	2	1





BALTIMORE
RAVENS

TED MONACHINO LINEBACKERS COACH

COLLEGE: MISSOURI
BORN: 10/15/66, COUNCIL BLUFFS, IOWA
EXP. (NFL/RAVENS): 10/6

Ted Monachino (mah-nah-KEY-no) is in his sixth season working with the Ravens' linebackers. His group has been a strength of Baltimore's defensive unit since he joined the team in 2010. Monachino helped lead six-time Pro Bowl OLB Terrell Suggs to the 2011 NFL Defensive Player of the Year award, and in 2014, coached OLB Elvis Dumervil, who set a franchise record with 17 sacks. That season, Dumervil and Suggs (12) combined to produce the most sacks (29) among NFL duos. Impressively, over the past two years (2013-14), "Sizzle" and "Doom" have combined to register 38.5 sacks. Another standout player Monachino has helped mentor is LB C.J. Mosley, who in 2014 became the first rookie in Ravens history to earn Pro Bowl honors. Mosley and veteran LB Daryl Smith were two of only three NFL defenders to tally at least 125 tackles, an INT, a sack, a fumble recovery and a forced fumble in 2014. During the Ravens' 2012 Super Bowl-winning campaign, the Ravens' defense was stout in the red zone, allowing the NFL's second-best TD efficiency rating (43.4%). Although mired with injuries to key players (LBs Ray Lewis and Suggs), the 2012 unit also allowed the NFL's second-fewest (tied, Sea.) passing TDs (15). Baltimore recorded an AFC-high 48 sacks (tied for third in the NFL) in 2011, the fourth most in team history. The Ravens' defense ranked third in points allowed for four-straight seasons (2008-11), also finishing in the Top 5 in rushing defense in Monachino's first two seasons (2010-11) with the club. Monachino arrived in Baltimore after four years (2006-09) coaching Jacksonville's defensive line, his first NFL coaching stint. Before entering the NFL, Monachino coached in the collegiate ranks, including at Arizona State, helping guide Suggs, the former Sun Devil, during his All-American and record-setting career.

2010-14: (with Baltimore) 2014: Led by OLB Terrell Suggs and 2014 Pro Bowl selections OLB Elvis Dumervil and rookie LB C.J. Mosley, Baltimore racked up the NFL's second-most sacks (49, tied with Philly), boasted the No. 2 red zone defense and allowed the fourth-fewest rushing yards per game (88.3)...Dumervil (a franchise-record 17 sacks) and Suggs (12) combined to produce the most QB drops (29) among NFL duos...Mosley was the NFL's only player to post at least 125 tackles, 3 sacks and 2 INTs, while his 129 tackles ranked eighth in the NFL and first among all rookies. **2013:** Earning his sixth Pro Bowl honor, Suggs (10) combined with Dumervil (9.5) to produce 19.5 sacks, and LB Daryl Smith was one of just three NFL defenders with at least 100 tackles, 5 sacks and 3 INTs (his 123 tackles led the Ravens)...Smith's 19 PD set a team record by a LB, breaking Ray Lewis' mark of 13 in 2003...The defense, which endured the departure of stalwarts Lewis (retired) and S Ed Reed (free agent), ranked third in third-down defense (33.5%). **2012:** Promoted to linebackers coach...Ravens were the NFL's No. 2 red zone defense, allowing a 43.4% TD efficiency mark, also finishing No. 2 (tied, Sea.) in fewest passing TDs (15) permitted...Although the unit was mired by injuries to key players (including LBs Lewis and Suggs), the "D" finished strong (in final six weeks, allowing NFL's fourth-fewest yards per game - 299.0) en route to the Super Bowl XLVII victory. **2011:** The Ravens' defense allowed the league's third-fewest points (16.6 ppg) for the fourth-straight year (tying an NFL record for finishing in the Top 3) and finished with the league's second-fewest rushing yards allowed (92.6 ypg)...Guided the outside linebackers, helping Suggs earn the *Associated Press* Defensive Player of the Year award and his fifth Pro Bowl nod...Suggs was

COACHING BACKGROUND

YEARS	COLLEGE/PRO TEAM	POSITION
1991-93	Pacific (MO) HS	Defensive Coordinator/LBs
1994-95	Hannibal (MO) HS	Defensive Coord./Spec. Teams Coord./OL
1996-97	Texas Christian	Defensive Graduate Assistant
1998	James Madison	Defensive Line
1999	Southwest Missouri State	Outside Linebackers
2000	Boise State	Defensive Line
2001-05	Arizona State	Defensive Line
2006-07	Jacksonville Jaguars	Assistant Defensive Line/Defensive Asst.
2008-09	Jacksonville Jaguars	Defensive Line
2010-11	Baltimore Ravens	Outside Linebackers
2012-14	Baltimore Ravens	Linebackers



"Ted is an outstanding technician coach who is also a great motivator. Whether you're a rookie or a Pro Bowler, he demands consistency and makes you want to work every day to be your best. On a personal note, he's helped me refine my game at this stage in my career. We've worked to master the details of the game, and I am appreciative of the impact he's made not only on me, but on our entire linebackers group. His reach extends beyond football, too, as he's a dedicated family man who sets a terrific example for everyone on how life is best approached off the field."

– OLB Elvis Dumervil

TED MONACHINO

named first-team All-Pro after leading the AFC with a career-high 14 sacks and an NFL-best 7 FFs. **2010:** Joined the Ravens as the club's outside linebackers coach...Ravens defense allowed the league's third-fewest points (16.9 ppg) for the third-straight year...Suggs led the team with 11 sacks, earning Pro Bowl honors.

2006-09: (with Jacksonville) Debuted as a professional coach with the Jaguars...Played a major role in developing DEs Derrick Harvey and Quentin Groves. **2008:** Was promoted to defensive line coach. **2006:** Hired to the Jaguars' coaching staff as assistant defensive line coach/defensive assistant... Jacksonville tied for fourth in rushing defense that season, allowing 91.3 yards per game.

2001-05: (with Arizona State) Coached the Sun Devils' defensive line under Dirk Koetter, now Tampa Bay's offensive coordinator...Guided Ravens 2003 first-round draft choice OLB Terrell Suggs during his All-American collegiate career.

2002: Suggs set the NCAA single-season record for sacks (24) and tackles for loss (31.5) en route to winning the Bronco Nagurski Award, given to the best defensive player in the nation, the Rotary Lombardi Award for the country's top lineman and the Morris Trophy for the Pac-10's top lineman.

2001: Suggs finished second in the Pac-10 in sacks (10) and third in tackles for loss (18).

2000: (with Boise State) Worked with the Broncos' D-line... Aided Boise State in leading the Big West in total defense (367.6 ypg), rushing defense (139.2 ypg), scoring defense (22.8 ppg) and sacks (31).

1999: (with Southwest Missouri State) Coached the outside linebackers...Was also responsible for recruiting Missouri high school and Texas junior college prospects.

1998: (with James Madison) Was the defensive line coach... Coached DE Chris Morant, who tied the Dukes' then-single-season sacks record (11).

1996-97: (with Texas Christian) **1997:** Worked as a graduate assistant coaching safeties. **1996:** Was a graduate assistant coach for the defensive line.

1994-95: (with Hannibal HS, MO) Served as defensive coordinator, special teams coordinator and offensive line coach...Won 16 of 21 games in addition to conference and district titles.

1991-93: (with Pacific HS, MO) In his first coaching role, Monachino was the defensive coordinator and LBs coach.

COLLEGE: Graduated from the University of Missouri with a degree in health and physical education in 1990...Was a three-year letterman at LB...Received All-Big 8 Conference academic honors two times...Earned master's credit in sport psychology from TCU while serving as a graduate assistant.

PERSONAL: Monachino was a standout athlete at South Harrison (Bethany, MO) HS...In football, he was a four-year All-Conference and three-year All-District LB...Also garnered All-League accolades three times and All-District honors twice in basketball...Monachino and his wife, Amy, have three children: daughter Mikalee, who is a senior nursing student at the University of Central Missouri, and sons, Sam and Michael.

BALTIMORE BOOKENDS

OLB Elvis Dumervil (17) and OLB Terrell Suggs (12) combined to produce the most sacks (29) among any NFL duo in 2014. Dumervil's franchise-record 17 ranked as the league's third most, while Suggs tied for the NFL's ninth-best mark.

NFL'S TOP SACK DUOS / 2014 SEASON

Rk.	Team	Player (Sacks)	Player (Sacks)	Cmb. Sacks
1.	Baltimore	Elvis Dumervil (17)	Terrell Suggs (12)	29.0
2.	Buffalo	Mario Williams (14.5)	Marcell Dareus (10)	24.5
3.	Denver	Von Miller (14)	DeMarcus Ware (10)	24.0





BALTIMORE
RAVENS

MARTY MORNHINWEG

QUARTERBACKS COACH

COLLEGE: MONTANA
BORN: 3/29/62, EDMOND, OK
EXP. (NFL/RAVENS): 21/1

Marty Mornhinweg is in his first year as the Ravens' quarterbacks coach. A 21-year NFL coaching veteran, Mornhinweg spent the past two seasons (2013-14) as the New York Jets' offensive coordinator. Throughout his NFL coaching career, five quarterbacks have earned Pro Bowl honors under his direction: Michael Vick, Donovan McNabb, Steve Young, Jeff Garcia and Brett Favre. The New York rushing attack was the NFL's third best under his guidance (138.7 ypg), including the third-ranked average, in 2014 (142.5 ypg). He also helped tutor QB Geno Smith, who in 2013 started all 16 games, becoming the first rookie quarterback in team history to do so. Prior to joining the Jets, Mornhinweg spent 10 seasons (2003-12) in Philadelphia, including nine (2004-12) as the Eagles' offensive coordinator/assistant head coach. In that role, he helped the Eagles set single-season franchise records in total net yards (6,386 in 2011), total points (439 in 2010), average per rush (5.4 in 2010), third-down percentage (42.4 in 2007), net passing yards (4,119 in 2006), passer rating (96.7 in 2006) and fewest INTs (9 in 2006). He and John Harbaugh spent five seasons (2003-07) together on the Eagles' coaching staff. Mornhinweg earned his first NFL head-coaching post with the Detroit Lions from 2001-02. His first NFL coordinator job came with the San Francisco 49ers (1997-2000), where in 1998 the team set franchise marks in total yards (6,800), first downs (381) and rushing yards (2,544). His first NFL coaching opportunity came in Green Bay (1995-96), where in 1996 he served as the Packers' QBs coach and helped guide Favre to NFL MVP honors and a victory in Super Bowl XXXI.

2013-14: (with New York Jets) Spent two seasons as offensive coordinator, helping the Jets rank third in rushing offense (138.7 ypg) during that span. **2014:** Helped guide a rushing attack that finished third in the NFL (142.5 ypg) behind RBs Chris Ivory and Chris Johnson...C Nick Mangold earned Pro Bowl honors for the fifth time in six seasons. **2013:** Joined the Jets' staff...QB Geno Smith became the first rookie signal caller to start all 16 games in franchise history...New York's rushing attack finished sixth in the NFL (134.9 ypg).

2003-12: (with Philadelphia) Spent 10 seasons with the Eagles, including nine (2004-12) as the team's offensive coordinator/assistant head coach...Under his guidance, 10 different offensive players earned a total of 17 Pro Bowl honors. **2012:** In his final season with the Eagles, the offense set a then-franchise standard in completions (367). **2011:** Philadelphia set a then-franchise-best 6,386 total net yards...RB LeSean McCoy had a league-high 17 rushing TDs and finished fourth in rushing yards (1,309) en route to earning a Pro Bowl nod. **2010:** Philadelphia set a franchise mark in total points (439, since broken) for the third-consecutive season, which helped Mornhinweg earn *Pro Football Weekly* NFL Assistant Coach of the Year honors...The offense also set single-season records in completion percentage (62.0) and average per rush (5.4)...Five offensive players earned Pro Bowl honors. **2009:** Philadelphia's offense finished fifth in scoring (26.8 ppg). **2008:** Eagles finished sixth in scoring (26.0 ppg) and net passing (244.4 ypg) en route to an appearance in the NFC title game. **2007:** Guided the sixth-ranked offense (358.1 ypg), led by RB Brian Westbrook, who was third in

COACHING BACKGROUND

YEARS	COLLEGE/PRO TEAM	POSITION
1985	Montana	Wide Receivers
1986-87	Texas at El Paso	Graduate Assistant
1988	Northern Arizona	Running Backs
1989-90	Southeast Missouri State	Offensive Coordinator/Quarterbacks
1991	Missouri	Tight Ends/Slots
1992-93	Missouri	Offensive Line
1994	Northern Arizona	Offensive Coordinator
1995	Green Bay Packers	Offensive Assistant
1996	Green Bay Packers	Quarterbacks
1997-2000	San Francisco 49ers	Offensive Coordinator/Quarterbacks
2001-02	Detroit Lions	Head Coach
2003	Philadelphia Eagles	Senior Assistant
2004-12	Philadelphia Eagles	Offensive Coordinator/Assistant Head Coach
2013-14	New York Jets	Offensive Coordinator
2015	Baltimore Ravens	Quarterbacks



"Marty reinforces what Marc [Trestman] is teaching everybody in our first year together. He's an experienced NFL coach who is also good at teaching us the fundamentals of playing quarterback. He's a very intense and focused guy, but I also think he's someone who helps keep things light." – QB Joe Flacco

MARTY MORNHINWEG

the NFL with 1,333 rushing yards...Had a franchise-best 42.4 percent third-down conversion rate. **2006:** Eagles' offense set then-franchise marks in net passing yards (4,119), passer rating (96.7) and fewest INTs (9)...Finished second in the NFL in total net yards (381.4 ypg). **2004:** In his first season guiding the offense, Philadelphia advanced to Super Bowl XXXIX. **2003:** Spent his first season with the Eagles as a senior assistant.

2001-02: (with Detroit) Mornhinweg spent two seasons with the Lions in his first NFL head-coaching role.

1997-2000: (with San Francisco) Spent four seasons with the 49ers as offensive coordinator/quarterbacks coach... During that span, the offense ranked third in total net yards (364.6 ypg), including third in rushing (131.4 ypg) and fifth in passing (233.2 ypg). **2000:** Under Mornhinweg, WR Terrell Owens finished fourth in the NFL in receiving yards (1,451) and third in touchdowns (13)...QB Jeff Garcia finished second in passing yards (4,278) and third in touchdowns (31). **1998:** The 49ers' offense was No. 1 in the NFL (425.0 ypg), including first in rushing (159.0 ypg) and second in passing (266.0 ypg)...San Francisco set franchise marks in total yards (6,800), first downs (381) and rushing yards (2,544)... Mornhinweg's unit became just the third in NFL history to lead the league in both gross passing yards and rushing yards in the same season. **1997:** Helped lead the 49ers to the NFC title game in his first season with the team and first as an NFL coordinator.

1995-96: (with Green Bay) Began his NFL coaching career with the Packers, where in 1996 he helped Green Bay to a victory in Super Bowl XXXI as its quarterbacks coach. **1996:** Mornhinweg was promoted to quarterbacks coach, where he helped lead QB Brett Favre to NFL MVP honors and a victory in Super Bowl XXXI...Favre threw a league-high and career-best 39 TDs. **1995:** Entered the NFL ranks as an offensive assistant with the Packers.

1994: (with Northern Arizona) Returned to Northern Arizona, where he spent one season as offensive coordinator for the Lumberjacks.

1991-93: (with Missouri) Served on the coaching staff for three seasons at Missouri. **1992:** Named offensive line coach. **1991:** Joined the Tigers as tight ends/slots coach.

1989-90: (with Southeast Missouri State) Mornhinweg had his first role as a coordinator with the Redhawks, serving two seasons as offensive coordinator/quarterbacks.

1988: (with Northern Arizona) In his first stint with Northern Arizona, Mornhinweg spent one season as the team's running backs coach.

AFL PLAYER: (1987 with Denver Dynamite) Played one season as a quarterback in the Arena Football League... Despite being lost for the season with a knee injury, the Dynamite went on to win Arena Bowl I.

1986-87: (with Texas at El Paso) Spent two seasons as a graduate assistant with the Miners.

1985: (with Montana) Following his collegiate playing career, Mornhinweg spent one season as the wide receivers coach at his alma mater.

COLLEGE: Attended Montana, where he was a four-year starting quarterback for the Grizzlies...Set 15 passing records for the program...Graduated from Montana with a Bachelor of Science degree in health and physical education in 1985 and earned his Master of Science degree in health and physical education/sports administration from UTEP in 1988.

PERSONAL: Mornhinweg attended Oak Grove (San Jose, CA) HS, where he earned Northern California High School Player of the Year honors as a senior quarterback...Elected to the Hall of Fame at both Montana and Oak Grove for his play as a quarterback...He and his wife, Lindsay, have four children: two daughters, Madison and Molly Lynn, and two sons, Skyler and Bobby Cade.

FLACCO IS FIRST

Impressively, Ravens QB Joe Flacco's 82 total victories (including playoffs) are the most among starting QBs since 2008 when he entered the league. Flacco's 72 regular season wins between 2008-14 are also the most by a starting QB in his first seven seasons in NFL history. Additionally, Flacco has never missed a start during his NFL career, appearing on the opening snap under center in 112-straight regular season games (127 including playoffs). His streak of consecutive starts by a QB ranks as the NFL's third longest entering the 2015 campaign.

MOST TOTAL WINS BY QUARTERBACKS (Includes Playoffs / Since 2008)

Rk.	Player	Record
1.	Joe Flacco	82-45
2.	Tom Brady	81-28
3.	Peyton Manning	78-28

MOST CONSECUTIVE STARTS BY QUARTERBACKS (Active Streaks / Regular Season)

Rk.	Player	Starts
1.	Eli Manning	167
2.	Philip Rivers	144
3.	Joe Flacco	112

MOST REGULAR SEASON WINS BY QUARTERBACKS (First Seven Seasons / NFL History)

Rk.	Player	Wins
1.	Joe Flacco (2008-14)	72
2.	Tom Brady (2000-06)	70
3.	Ben Roethlisberger (2004-10)	69



BALTIMORE
RAVENS

CRAIG VER STEEG

SENIOR OFFENSIVE ASSISTANT

COLLEGE: USC
BORN: 9/11/60, REDONDO BEACH, CA
EXP. (NFL/RAVENS): 9/7

Craig Ver Steeg (pronounced ver-**STEGG**) is in his eighth year working with the Ravens' offense. Ver Steeg, who has 32 years of coaching experience, has established himself as an elite coach of quarterbacks, receivers and running backs. In 2014, he helped guide the Ravens' offense to single-season franchise marks with 409 points and 5,838 yards. QB Joe Flacco had a career-best 3,986 yards and 27 TD passes, while WR Torrey Smith secured 11 TD receptions, the second-most in team history (Michael Jackson, 14 in 1996). Ver Steeg also helped tutor RB Justin Forsett, who enjoyed a stellar year with a career-high 1,266 rushing yards and a league-high 17 runs of 20-plus yards. In 2013, Ver Steeg also aided in the development of rookie WR Marlon Brown, who tied a franchise rookie record with 7 TD receptions, and guided Torrey Smith, who became the first Ravens player since 2009 (WR Derrick Mason - 1,028) to produce 1,000-plus receiving yards in a season (1,128). In 2012, the Ravens set a then-franchise record by scoring 398 points, including a team-record 254 points at home, en route to a victory in Super Bowl XLVII. In 2011, Baltimore's offense was 12th in scoring (23.6 ppg), and Pro Bowl RB Ray Rice led the NFL with 2,068 yards from scrimmage. A longtime collegiate coach, Ver Steeg guided several NFL players who benefited under his tutelage on the college level, including QB Alex Smith (Chiefs).

2008-14: (with Baltimore) 2014: The Ravens' offense set single-season franchise marks in total points (409), road points (206) and total yards (5,838)...QB Joe Flacco set career marks in passing yards (3,986) and TDs (27)...WR Torrey Smith recorded 11 TD receptions, the second most in team history (Michael Jackson, 14 in 1996)...Baltimore's 19 sacks allowed

were the second fewest both in the NFL in '14 and in team history...WR Steve Smith Sr. eclipsed 1,000 receiving yards for the eighth time in his career...Pro Bowl RB Justin Forsett produced a career-best 1,266 rushing yards and led the NFL in runs of 20-plus yards (team-record 17). **2013:** Helped Flacco set career highs in attempts (614), completions (362) and then-passing yards (3,912)...Aided in the development of rookie WR Marlon Brown, who tied a franchise rookie record with 7 TD receptions, and guided Torrey Smith, who became the first Ravens player since 2009 (WR Derrick Mason - 1,028) to produce 1,000-plus receiving yards in a season (1,128)...RB Ray Rice (9,214) surpassed RB Jamal Lewis (9,166) to become the Ravens' all-time leader in total yards from scrimmage. **2012:** Helped prep an offense that set a then-single-season franchise record with 398 points, including a team-best 254 at home...Baltimore surrendered just 16 give-aways, setting a franchise single-season record low and tying for the NFL's second fewest...Flacco set a then-career high with 3,817 passing yards en route to Super Bowl XLVII MVP honors. **2011:** Helped guide Ravens QBs...Flacco became the first starting QB in NFL history (since 1970 merger) to lead his team to the playoffs in each of his first four seasons (and later five in 2012)...Rice led the NFL in yards from scrimmage (2,068), the second-highest total in Ravens history. **2010:** Worked closely with offensive coordinator Cam Cameron in helping progress a balanced offense...Flacco set a career high with a 93.6 passer rating. **2009:** Assisted the offense with game preparation for a unit that was the NFL's ninth-best in scoring (24.4 ppg), also setting team records for most total TDs (47) and most rushing TDs (22). **2008:** Baltimore finished fourth in the NFL in rushing yards (148.5 ypg) and 11th in points per

COACHING BACKGROUND

YEARS	COLLEGE/PRO TEAM	POSITION
1984-85	USC.....	Graduate Assistant
1986-89	Utah.....	QBs/Recruiting Coordinator/G.A.
1990-93	University of Cincinnati.....	QBs/WRs/Recruiting Coordinator
1994-95	Harvard.....	Quarterbacks/Wide Receivers
1996	Chicago Bears.....	Offensive Asst./Quality Control
1997-2000	Illinois.....	QBs/Recruiting Coordinator
2001-02	Utah.....	Offensive Coordinator/QBs
2003-07	Rutgers.....	Offensive Coordinator/QBs/RBs
2008-10	Baltimore Ravens.....	Offensive Assistant
2011	Baltimore Ravens.....	Offensive Assistant/Quarterbacks
2012-15	Baltimore Ravens.....	Senior Offensive Assistant

"Craig has been around since I arrived here [in 2008], and he does great work putting our advance reports together. He really grinds on our opponents to make sure we know what we're looking for when it's time to prepare during the week and then face a team on Sunday."

– QB Joe Flacco



CRAIG VER STEEG

game (24.1)...Ravens led the NFL in time of possession (33:10 avg.), and their 18.1 margin of victory ranked second.

2003-07: (with Rutgers) Ver Steeg tutored some of the most productive players in school history. **2007:** Served as RBs coach, guiding Ravens 2008 second-round draft pick and All-American RB Ray Rice, who rushed for a school-record 2,012 yards and 24 TDs on 380 carries (154.8 ypg)...Part of an offensive unit that produced 456.3 net yards per game... Scarlet Knights averaged 198.0 rushing yards per game... Rice finished his career holding several Rutgers records, including career yards rushing (4,926), career rushing TDs (49) and single-game rushing yards (280); became the 13th player in NCAA history to gain more than 2,000 rushing yards in a season...Was also a Doak Walker Award finalist (nation's top running back) and earned team MVP honors for the second straight year. **2006:** Rutgers rushing attack ranked 15th in the country, averaging 180.2 yards per game... Scarlet Knights also produced 29.8 points per game, ranking 22nd among Division I teams. **2005:** Rutgers was second in the Big East in both total offense (406.3 ypg) and passing (234.6 ypg). **2004:** Scarlet Knights boasted the nation's No. 6 overall and Big East's top-ranked passing attack (310.5 ypg)...Rutgers also finished third in the Big East in total offense (407.7 ypg). **2003:** As offensive coordinator (2003-06), oversaw a unit that scored 329 points, the fifth-highest point total in school history...Scarlet Knights produced 4,423 total yards of offense, fifth most in Rutgers annals...Also coached Rutgers QBs (2003-05)...In dual roles, he tutored QB Ryan Hart, who established nearly every school passing mark in three seasons as a starter...Hart's career records include passing attempts (1,217) and completions (735)...He also ranks second all-time (QB Mike Teel) with 8,482 career passing yards and 52 TDs through the air.

2001-02: (with Utah) Served as offensive coordinator and QBs coach for two seasons...Helped recruit the first-overall pick in the 2005 NFL Draft, QB Alex Smith (by the 49ers), to Utah and coached the young signal caller in his first

season...With Ver Steeg guiding the Utes' attack, Utah's offense improved 50-or-more spots nationally in nearly every offensive category. **2001:** Utes finished 24th in the nation in total offense, including 12th in rushing.

1997-2000: (with Illinois) QBs coach and recruiting coordinator. **1999:** Tutored QB Kurt Kittner as a sophomore when he broke QB Jeff George's single-season record for TD passes (24)...Kittner was named team MVP and garnered MVP honors at the *MicronPC.com* Bowl.

1996: (with Chicago) Under Dave Wannstedt, Ver Steeg worked with Bears QBs as offensive assistant/quality control coach.

1994-95: (with Harvard) Served as the passing game coordinator, QBs and WRs coach and recruiting coordinator.

1990-93: (with Cincinnati) Spent four years on the Cincinnati coaching staff with John Harbaugh. **1992-93:** Coached the Bearcats' QBs and served as the program's recruiting coordinator. **1993:** Compiled an 8-3 record and won the Independent Football Alliance championship. **1991:** Tutored wide receivers and served as recruiting coordinator. **1990:** Coached wide receivers.

1986-89: (with Utah) **1989:** As the school's assistant QBs coach, he worked with NCAA record-setting QB Scott Mitchell, who went on to play 12 seasons in the NFL. **1988:** Ver Steeg served as Utah's recruiting coordinator. **1986:** Joined Utah as a graduate assistant/QBs.

1984-85: (with USC) Launched his coaching career at his alma mater as a graduate assistant, following two years at Redondo HS.

COLLEGE: Graduated from USC in 1983 and later received his master's degree in education from USC in 1986.

PERSONAL: Attended Redondo (Redondo Beach, CA) HS, where he later was hired as an assistant coach (1980-82) while attending USC...Lettered in football, as a DB, and wrestled all four years...Craig and his wife, Lisa, have a son, Ian (11).

FLACCO FAST FACTS



- In 2014, QB Joe Flacco helped the Ravens record the most points (409) and total yards (5,838) in single-season team history.
- In 2014's Week 6 48-17 win at Tampa Bay, Flacco tied a franchise record by throwing 5 TD passes (all occurring in the first 16:03 of the game). Flacco became the fastest QB in NFL history to throw 5 scores in a game.
- Entering 2015, Flacco has 45 career regular season wins at home, tying Tom Brady for the most among starting QBs since Flacco burst into the league in 2008.
- Baltimore is 34-5 when Flacco produces at least a 100.0 passer rating, while the Ravens are 21-3 when he is at 110.0 or better.
- Flacco owns a franchise-record 39 100-plus single-game QB ratings, including seven in 2014 (three on the road and four at home).



BALTIMORE
RAVENS

TODD WASHINGTON

ASSISTANT OFFENSIVE LINE COACH

COLLEGE: VIRGINIA TECH
BORN: 7/19/76, NASSAWADOX, VA
EXP. (NFL/RAVENS): 13/5 (8 PLAYING / 5 COACHING)

Todd Washington is in his fifth year as Baltimore's assistant offensive line coach. Washington, who played eight years as a C/G in the league (Houston and Tampa Bay), entered the NFL coaching ranks in 2011 with the Ravens. In 2014, he worked with an O-line that helped QB Joe Flacco set career highs in yards (3,986) and TD passes (27), while G Marshal Yanda earned his fourth Pro Bowl. The Ravens' offense also set single-season franchise records for points (409) and total yards (5,838) during the '14 campaign. In 2012, Baltimore's Super Bowl XLVII-winning season, the O-line helped RB Ray Rice break 1,000 rushing yards for the fourth-consecutive year. The Ravens' offense also set a franchise record producing 72 offensive plays of 20-or-more yards in 2012.

2011-14: (with Baltimore) 2014: G Marshal Yanda earned his fourth-consecutive Pro Bowl after starting all 16 games... Pro Bowl RB Justin Forsett rushed for a career high 1,266 yards, the NFL's fifth most... Baltimore allowed the second-fewest sacks in team history (19, which ranked second only to Denver's 17) and scored the NFL's eighth-most points (25.6 ppg). **2013:** Yanda earned his third Pro Bowl, with the O-line helping RB Ray Rice (9,214) pass RB Jamal Lewis (9,166) as the Ravens' all-time leader in scrimmage yards. **2012:** The Ravens produced a team-record 254 points at home and 31.8 ppg (the NFL's fourth-best home average), en route to Baltimore winning Super Bowl XLVII... Helped guide Yanda to his second Pro Bowl... Ravens set a franchise single-season record low and tied for the NFL's second-fewest turnovers (16). **2011:** Led by veteran C Matt Birk, a six-time Pro Bowler, the O-line produced two first-time Pro Bowlers: Yanda and G Ben Grubbs... Rice led the NFL in yards from scrimmage (2,068), second most in Ravens history.

2010: (with UFL's Hartford Colonials) Spent one season as the Colonials' O-line coach... Hartford ranked No. 1 in total offense and No. 1 in rushing yards.

2007-09: (with University of San Diego) 2009: Named USD's offensive coordinator... Toreros suffered significant injuries and lost seven games by an average of five points. **2008:** Offense ranked first in the Pioneer Football League in scoring (35.3 ppg), total offense (405.4 ypg), passing (269.1 ypg) and pass efficiency (163.2 rtg). **2007:** Offensive line helped offense average 44.3 points per game and 483.1 total yards per game... Two senior O-linemen (C Jordan Paopao and G Gabe DeAnda) were named All-PFL first team.

NFL PLAYER: (1998-2005) Played in 97 career NFL games, with 17 starts for two NFL teams. **2003-05: (Houston) 2003:** Made a career-high 14 starts at LG for the Texans. **1998-2002: (Tampa Bay) 2002:** Was part of the Buccaneers' Super Bowl XXXVII championship team. **1998:** Selected in the fourth round (104th overall) of the NFL Draft by Tampa Bay.

COLLEGE: Earned his B.S. in physical education and health from Virginia Tech ('98), where he earned All-Big East first-team honors as a senior ('97) at C/G... Also played in the Senior Bowl... Helped the Hokies average almost 200 rushing yards per game during his junior and senior seasons.

PERSONAL: Was a training camp coaching intern for the St. Louis Rams (2010) and San Diego Chargers (2009)... Also did internships with East Texas Baptist University (August, 2006) and the Amsterdam Admirals (February, 2006) at their NFL Europe training camp... Played offensive tackle at Nandua (Onley, VA) HS... Todd and his wife, Shannon, have two sons, Cameron (16) and Zane (10), and a daughter, Ava (12).

COACHING BACKGROUND

YEARS	COLLEGE/PRO TEAM	POSITION
2007-08	University of San Diego.....	Offensive Line
2009	University of San Diego.....	Offensive Coordinator
2010	Hartford Colonials (UFL)	Offensive Line
2011-15	Baltimore Ravens	Assistant Offensive Line

"It's great that Todd played in the league for so long. He really gives you that player perspective. He knows what we're going through on a daily basis. He has been through the grind, and I always appreciate getting his point of view."

— T Rick Wagner





BALTIMORE
RAVENS

MATT WEISS CORNERBACKS COACH

COLLEGE: VANDERBILT
BORN: 3/1/83, CHESIRE, CT
EXP. (NFL/RAVENS): 7/7

In his seventh year with the Ravens, Matt Weiss was promoted to cornerbacks coach in 2015. He spent the 2014 campaign as defensive quality control/linebackers assistant, when he worked closely with and assisted both Ted Monachino (linebackers coach) and Don Martindale (inside linebackers coach). Weiss was originally promoted in February 2012 to defensive quality control coach with responsibilities including finding tips and tendencies on opponents' offenses, self-scouting the defense and drawing the playbook. Weiss began his NFL coaching career with the Ravens in 2009, spending three seasons as head coach John Harbaugh's assistant. In that role, he aided Harbaugh with administrative duties, worked in a defensive quality control capacity, and supported the team's secondary coaches. A Connecticut native, Weiss brought four years of experience to the Ravens from Stanford University, where he worked under then-Cardinal head coach Jim Harbaugh.

2009-14: (with Baltimore) 2014: Promoted to defensive quality control/linebackers assistant...OLBs Elvis Dumervil (franchise record, 17) and Terrell Suggs (12) were the NFL's top sack tandem...LB C.J. Mosley became the first rookie in team history to earn the Pro Bowl...Dumervil also made his fourth Pro Bowl. **2012:** Responsible for breaking down opponents' tendencies, self-scouting and assisting in the secondary... Ravens won Super Bowl XLVII, defeating the 49ers 34-31. **2011:** Among other duties as the head coach's assistant, Weiss compiled opponent scouting reports, assisted with scout teams in practice and monitored the breakdown of opponent tendencies...Weiss also served as a liaison for in-game coach's challenges, which were successfully reversed on a career-best eight of 12 challenges (66.7%) during the

regular season in Harbaugh's tenure. **2010:** Handled self-scouting of the defense and worked with the LBs in practice and meetings. **2009:** Joined the Ravens' coaching staff as head coach's assistant and assisted then-secondary coach Chuck Pagano with the DBs.

2005-08: (with Stanford) 2008: Named the team's defensive and special teams assistant...Helped the Cardinal finish 11th nationally in sacks per game (2.75). **2005-07:** Worked with the defense and special teams as a graduate assistant while earning a master's degree in liberal arts...Assisted with the defensive line (2007), LBs (2006) and DBs (2005) and was also responsible for all opponent offensive breakdowns, tendency reports and scouting reports, as well as the direction of the opponent offensive scout team during practice...Also worked closely with special teams coordinator D.J. Durkin in all aspects of Stanford's special teams, serving as the position coach for the kickers, punters and long snappers.

COLLEGE: Was a punter at Vanderbilt (2001-04) where he earned a bachelor's degree in economics and human organizational development (2005) and a master's of liberal arts from Stanford (2008).

PERSONAL: While an assistant football coach at Smyrna (TN) HS from 2003-04, he established a tutoring program to help student-athletes achieve NCAA eligibility...Played baseball and football at Hopkins School (New Haven, CT), and as quarterback led the football team to its first-ever 12-0 record and New England Prep School Class C Championship his senior year...Matt and his wife, Melissa, have a son, Bo, and two daughters, Zuzana and Noema.

COACHING BACKGROUND

YEARS	COLLEGE/PRO TEAM	POSITION
2005-07	Stanford	Graduate Assistant
2008	Stanford	Defensive & Special Teams Assistant
2009-11	Baltimore Ravens	Head Coach's Assistant
2012-13	Baltimore Ravens	Defensive Quality Control
2014	Baltimore Ravens	Defensive Quality Control/Linebackers Asst.
2015	Baltimore Ravens	Cornerbacks

"It has been really nice having Matt as a coach. He's a really good teacher, but can still relate to us and still lets us have a dialogue back and forth rather than just telling us what to do. It's great to have him in the meeting room and allow us a little bit more dialogue in that way. He's really interested in how we feel about things, and he wants our input on how that can help the defense. So, that's awesome."

– CB Asa Jackson





BALTIMORE
RAVENS

BOB ROGUCKI STRENGTH & CONDITIONING COACH

COLLEGE: GLENVILLE STATE
BORN: 9/27/53, CLARKSBURG, WV
EXP. (NFL/RAVENS): 25/8

Bob Rogucki (pronounced row-GUS-key) is in his eighth year as the Ravens' head strength and conditioning coach. Rogucki is a 41-year coaching veteran who has 25 years of experience as a strength and conditioning coach in the NFL. His philosophy is to direct a training regimen specific to the game of football involving protocols that build both muscular strength and endurance. Rogucki works with every player and believes strength and conditioning is the basis of success for a team. Time-honored strengthening philosophies and hard work prevail in the weight room, but Rogucki makes the program competitive, challenging and fun for the players. His track record shows that he has a reputation for getting players to buy in to his programs.

2008-14: (with Baltimore) Joined the Ravens' coaching staff as the team's head strength and conditioning coach in 2008.

2012: Awarded the Champions Award from his peers at the annual NFL Strength & Conditioning Coaches' Banquet during the NFL Combine in Indianapolis.

2006-07: (with Philadelphia) Spent two seasons as the assistant strength and conditioning coach with Ravens head coach John Harbaugh, who coached the special teams and secondary.

2005: Was the director of fitness at Sports & Field, one of the premier athletic performance training facilities, based in Wesley Chapel, FL.

2004: (with Jacksonville) Joined the Jaguars for a one-year stint as their assistant strength coach.

1990-2003: (with Arizona) Spent 14 years as strength and

conditioning coach...Enhanced the team's weight room to include a wide variety of equipment and implemented a strength and conditioning program that trains the entire body.
1990: Launched his NFL coaching career with the Cardinals.

1983-1989: (with Army) Managed the strength and conditioning and the speed development programs for all varsity sports, under stringent guidelines mandated by service academy regulations.

1982: (with Weber State) Spent one season as the university's strength coach.

1981: (with Penn State) Launched his collegiate coaching career as an assistant strength coach.

1975-81: Rogucki coached high school football, basketball and baseball in Ohio, Pennsylvania and West Virginia for six years until he entered the NCAA ranks at Penn State...The three schools were Sebring (OH) HS, Grafton (WV) HS and State College (PA) HS.

COLLEGE: Earned a bachelor's degree in health, physical education and safety from Glenville (WV) State in 1975.

PERSONAL: Attended Notre Dame (Clarksburg, WV) HS... Bob and his wife, Mary Rose, have a son, Charlie, and a daughter, Katie...Charlie is the art director at State Farm Creative and lives in Bloomington, IL, with his wife, Ashley, and Bob's grandsons, Eli Robert (8) and Will Francis (3), and his granddaughter, Sophie Marie (6)...Katie, who earned a kinesiology degree from Arizona State, is a physical therapy assistant in Scottsdale, AZ...She married Roger Miller in July 2015.

COACHING BACKGROUND

YEARS	COLLEGE/PRO TEAM	POSITION
1975-81	Several High Schools	Head Coach
1981	Penn State	Assistant Strength & Conditioning
1982	Weber State	Strength & Conditioning
1983-89	Army	Strength & Conditioning
1990-2003	Arizona Cardinals	Strength & Conditioning
2004	Jacksonville Jaguars	Assistant Strength & Conditioning
2006-07	Philadelphia Eagles	Assistant Strength & Conditioning
2008-15	Baltimore Ravens	Strength & Conditioning

"Bob is an experienced strength and conditioning coach who knows how to get the most out of his players. He really cares about keeping us in peak physical condition throughout the entire year, and he always has us ready when it comes time to play on gameday."

— FB Kyle Juszczyk





BALTIMORE
RAVENS

JUNEY BARNETT

ASSISTANT STRENGTH & CONDITIONING COACH

COLLEGE: BLOOMSBURG
BORN: 1/11/79, PHILADELPHIA, PA
EXP. (NFL/RAVENS): 10/4

Juney Barnett is in his 10th NFL season and fourth as the Ravens' assistant strength and conditioning coach. In his role, Barnett works closely with strength and conditioning coach Bob Rogucki to implement a training regimen to prepare players for the rigors of the NFL season through protocols that build both muscular strength and endurance. Barnett has also worked at the collegiate level and spent two seasons with the Rhein Fire of NFL Europe.

2012-14: (with Baltimore) Works in the weight room with the players throughout the offseason conditioning program to help prepare them for the regular season...During the season, helps players maintain their strength and conditioning through regular lifting sessions. **2012:** Joined the Ravens' coaching staff as the team's assistant strength and conditioning coach.

2012: (with Kansas) Joined the Jayhawks' coaching staff as an assistant strength and conditioning coach in Jan. 2012... Assisted primarily with offseason workouts leading into spring practice.

2006-11: (with Minnesota) Spent six seasons as the Vikings' assistant strength and conditioning coach...Also helped advise players on nutrition and daily diet.

2005: (with Army) Joined Army in November as the assistant strength and conditioning coach...Aided with an offseason Strongman competition as part of the training program.

2004-05: (with Rhein Fire) Held the head strength and conditioning post with NFL Europe's Rhein Fire for two seasons...Helped train former Ravens TE Daniel Wilcox and LB James Harrison, among other NFL players.

2003-05: (with Baltimore) Entered NFL ranks as a strength and conditioning intern before becoming a part-time assistant in his first stint with the Ravens.

2001: (with Bloomsburg) Worked as a volunteer DBs coach in his first coaching experience...Helped lead the Huskies to a 6-0 record in the Pennsylvania State Athletic Conference en route to a league title.

COLLEGE: Played four years at Bloomsburg University, where as a defensive back, was part of a PSAC Championship team and Division II national runner-up in 2000...Earned a bachelor's degree in exercise science and a master's in exercise physiology.

PERSONAL: Attended Balboa (Panama) HS, where he lettered in football (defensive back) and basketball... Traveled to Puerto Rico where he participated in All-Star games in both sports...Barnett's father was a senior master sergeant in the U.S. Air Force who retired in 2011 after serving for 28 years...His family resides in Hampton (VA).

COACHING BACKGROUND

YEARS	COLLEGE/PRO TEAM	POSITION
2001	Bloomsburg University	Defensive Backs (Volunteer)
2003-05	Baltimore Ravens	Strength & Conditioning (Intern/Part-Time)
2004-05	Rhein Fire (NFL Europe)	Strength & Conditioning
2005	U.S. Military Academy	Assistant Strength & Conditioning
2006-11	Minnesota Vikings	Assistant Strength & Conditioning
2012	University of Kansas	Assistant Strength & Conditioning
2012-15	Baltimore Ravens	Assistant Strength & Conditioning

"Juney is a detail-oriented coach who inspires players to achieve great results while training their bodies for a very demanding sport. He's also an outstanding communicator and someone who has a passion for helping us prepare to perform at our very best."

– RB Justin Forsett



DID YOU KNOW?

The Ravens are the first team under the current playoff format (established in 1990) to win three Wild Card games as a No. 6 seed, doing so in 2008, 2009 and 2014 – all under head coach John Harbaugh.

2015 COACHING STAFF



ANDY BISCHOFF OFFENSIVE QUALITY CONTROL

COLLEGE: SOUTH DAKOTA

BORN: 12/8/70, FARGO, ND

EXP. (NFL/RAVENS): 3/1

Andy Bischoff joined the Ravens in 2015 and supports the offensive coaching staff. Bischoff originally joined the NFL coaching ranks with the Chicago Bears in 2013 as the tight ends coach/staff coordinator, working with offensive coordinator Marc Trestman. The 2013 Bears set a single-season franchise record in total net yards (6,109). Prior to joining the Bears, Bischoff spent five seasons (2008-12) with the CFL's Montreal Alouettes' coaching staff under current Trestman. After graduating with a B.A. in education, Bischoff spent 14 years at Cretin-Derham Hall (St. Paul, MN) HS, serving in several offensive coaching capacities. During that time, Bischoff coached former Ravens C Matt Birk.



RANDY BROWN KICKING CONSULTANT

COLLEGE: CATAWBA

BORN: 7/30/67, MARLTON, NJ

EXP. (NFL/RAVENS): 13/8

Randy Brown works directly with the team's kicking group – Pro Bowl K Justin Tucker, P Sam Koch (holder) and LS Morgan Cox – on kicking fundamentals. He originally joined the Ravens in John Harbaugh's first year (2008), also having spent time with the Eagles (2004-05) and Bears (1998-2000) in the NFL.



SCOTT COHEN COACHING CONSULTANT

COLLEGE: DICKINSON

BORN: 1/28/69, PHILADELPHIA, PA

EXP. (NFL/RAVENS): 23/1

In his first year with the Ravens, Scott Cohen works on special projects as assigned by the head coach. Cohen was most recently the senior personnel advisor for the Buccaneers for two seasons (2013-14), handling evaluations and player acquisitions on the professional and collegiate level and working on the team's advance scouting. He previously served as the New York Jets assistant general manager (2008-12) and the Eagles' director of pro personnel (2001-07) after serving as the Jaguars' assistant director of pro scouting (1999-2000).



MIKE MACDONALD DEFENSIVE ASSISTANT

COLLEGE: GEORGIA

BORN: 6/26/87, BOSTON, MA

EXP. (NFL/RAVENS): 2/2

Mike Macdonald supports the defensive coaching staff, providing statistical analysis, self-scouting reports and breakdowns of opposing offenses. He originally joined the Ravens as a defensive coaching intern in 2014 and assisted in coaching the defensive backs (2014). Macdonald was a safeties and defensive quality control coach for the Georgia Bulldogs (2011-13) while earning his master's in sports management.

2015 COACHING STAFF



MEGAN McLAUGHLIN

EXECUTIVE ASSISTANT/FOOTBALL INFORMATION MANAGER

COLLEGE: ST. MARY'S COLLEGE

BORN: 4/28/76, DESTREHAN, LA

EXP. (NFL/RAVENS): 14/11

In her 11th year with the Ravens, Megan McLaughlin supports the coaching staff in all its daily operations. She manages updates for the players' iPad playbooks, making sure they have the latest information, including daily schedules and gameplans from the coaches. McLaughlin previously served as the administrative assistant to player personnel for the Saints (1999-2001), and she was also an office manager for the University of Florida football office (2002-04). McLaughlin was a student manager for football and women's lacrosse at Notre Dame (1995-1998). She earned a bachelor's degree from St. Mary's College in Notre Dame, IN.



DAN PARSONS

ASSISTANT TO THE HEAD COACH

COLLEGE: OHIO

BORN: 11/24/84, PORTLAND, ME

EXP. (NFL/RAVENS): 5/5

Dan Parsons assists head coach John Harbaugh in all areas, including day-to-day operations, office management and administration. After earning his master's degree in coaching education from Ohio University, Parsons spent two years as the Ravens' operations intern before joining the coaching staff in 2012. He earned a second master's (sports administration) from Fairleigh Dickinson in 2013.



EUGENE SHEN

DIRECTOR OF COACHING ANALYTICS

COLLEGE: HARVARD

BORN: 6/21/71, HOUSTON, TX

EXP. (NFL/RAVENS): 2/2

Eugene Shen, who joined the Ravens in 2014, assists the coaching staff with data and statistical analysis. Prior to entering the NFL, Shen worked at AllianceBernstein as a senior vice president and portfolio manager (2009-13). He was a partner and portfolio manager for JD Capital Management (2002-08) and also worked for Long-Term Capital Management/JWM Partners (1998-2001) as a strategist in Tokyo, Japan and Greenwich, CT. Shen received an MBA from MIT in 1998 after earning a bachelor's degree from Harvard in 1993. He is also the co-founder and co-editor-in-chief of the Journal of Sports Analytics and presented papers at the 2011 and 2012 Sloan Sports Analytics Conference in Boston, MA.



DREW WILKINS

DEFENSIVE COACHING ASSISTANT

COLLEGE: MARYLAND

BORN: 8/20/87, DOYLESTOWN, PA

EXP. (NFL/RAVENS): 6/6

Drew Wilkins enters his sixth season with the Ravens organization in 2015. As defensive coaching assistant, he is responsible for the weekly production of the defensive playbook, scouting reports, film breakdown, and study of opponents' tips and tendencies. Wilkins also assists Clarence Brooks with the defensive line, working closely with a unit that ranked third in the NFL in run defense (88.3 ypg) and second in sacks (49) in 2014. Wilkins' duties also include coaching the scout team in practice, presenting weekly reports to the defensive players, and assisting the Ravens in football analytics research.

2015 STAFF ASSISTANTS



JOHN EGORUGWU
STAFF ASSISTANT (DEFENSE)

COLLEGE: WILLIAM JEWELL
BORN: 5/21/86, KANSAS CITY, MO

John Egorugwu works with linebackers coach Ted Monachino and the Ravens' outside linebackers group. He previously served as an offensive graduate assistant for the Missouri Tigers for two seasons (2013-14). In 2012, Egorugwu was a defensive graduate assistant for Missouri, tutoring the defensive backs and assisting with recruiting. Egorugwu also coached the linebackers at William Jewell College (2010-11), where he was previously a four-year starter at the same position. Name is pronounced: EGG-or-oo-goo.



CHRIS HORTON
STAFF ASSISTANT (SPECIAL TEAMS)

COLLEGE: UCLA
BORN: 12/29/84, LOS ANGELES, CA

Chris Horton works with special teams coordinator/associate head coach Jerry Rosburg with the team's special teams units. In 2014, Horton worked with linebackers coach Ted Monachino and the OLBs. He served as a defensive backs/special teams intern for the Super Bowl XLVIII Champion Seattle Seahawks in 2013. Horton played safety for five seasons in the NFL with the Redskins (2008-11) and Giants (2012). He was a seventh-round draft pick by Washington in 2008, earning an NFC Defensive Player of the Week and Month award during his rookie season.



TORREY MYERS
STAFF ASSISTANT (OFFENSE)

COLLEGE: WESTERN NEW MEXICO
BORN: 5/9/79, ALBUQUERQUE, NM

Torrey Myers assists running backs coach Thomas Hammock. Myers previously coached the wide receivers for Montana (2013-14) and served as a defensive graduate assistant/quality control coach for Washington (2008-12). In 2008, Myers was the TEs coach for Western Washington after serving as an offensive intern (2007). He was a three-year starter for Western New Mexico at wide receiver.



MARTIN STREIGHT
STAFF ASSISTANT (STRENGTH & CONDITIONING)

COLLEGE: INDIANA UNIVERSITY OF PENNSYLVANIA
BORN: 6/20/69, TRENTON, NJ

Martin Streight works with strength and conditioning coach Bob Rogucki and assistant strength and conditioning coach Juney Barnett. Streight previously served as the assistant strength and conditioning coach for the Minnesota Vikings (2006-14) after spending three seasons with NFL Europe as head strength and conditioning coach for the Berlin Thunder (2004-05) and the Scottish Claymores (2003). He also worked as an assistant strength and conditioning coach for the Arizona Cardinals (1997-2002).



LONNIE TEASLEY
STAFF ASSISTANT (OFFENSE/STRENGTH & CONDITIONING)

COLLEGE: WINSTON-SALEM STATE
BORN: 4/6/84, WILLINGBORO, NJ

Lonnie Teasley works with the offensive line and also assists the strength and conditioning coaches. In 2014, Teasley served as an offensive graduate assistant at Temple, working with the O-line. He also previously served as the linebackers coach and special teams assistant for Delaware (2013) and was a graduate assistant for the Blue Hens (2011-12), tutoring the tight ends and assisting with recruiting. He played offensive line at Winston-Salem State.

ALL-TIME RAVENS COACHES

NAME	LAST POSITION HELD	NAME	LAST POSITION HELD
ROY ANDERSON	Defensive Asst./Secondary, 2009-11	MIKE NOLAN	Defensive Coordinator, 2001-04
RICHARD ANGULO	Tight Ends, 2015	SCOTT O'BRIEN	Special Teams, 1996-98
MARK ASANOVICH	Asst. Strength & Conditioning, 2002	CHUCK PAGANO	Defensive Coordinator, 2008-11
TERYL AUSTIN	Secondary, 2011-13	BRIAN PARIANI	Tight Ends, 2014
JUNEY BARNETT	Asst. Strength & Conditioning, 2012-15	DEAN PEES	Defensive Coordinator, 2010-15
MAXIE BAUGHAN	Linebackers, 1996-98	MIKE PETTINE	Outside Linebackers, 2002-08
BRIAN BILLICK	Head Coach, 1999-2007	RUSS PURNELL	Special Teams, 1999-2001
ANDY BISCHOFF	Offensive Quality Control, 2015	ALVIN REYNOLDS	Defensive Backs, 1996-98
CLARENCE BROOKS	Defensive Line, 2006-15	PAUL RICCI	Asst. Strength & Conditioning, 2002-07
JASON BROOKS	Offensive Quality Control, 2009-12	BOB ROGUCKI	Strength & Conditioning, 2008-15
JACOB BURNEY	Defensive Line, 1996-98	GREG ROMAN	Assistant Offensive Line, 2006-07
JIM CALDWELL	Offensive Coordinator, 2012-13	JERRY ROSBURG	Sp. Teams Coord./Assoc. Head Coach, 2008-15
CAM CAMERON	Offensive Coordinator, 2008-12	REX RYAN	Asst. Head Coach/Def. Coord., 1999-2008
MARK CARRIER	Secondary, 2006-09	AL SAUNDERS	Senior Offensive Assistant, 2009-10
JUAN CASTILLO	Offensive Line, 2012-15	JIM SCHWARTZ	Quality Control/Defense, 1996-98
MATT CAVANAUGH	Offensive Coordinator, 1999-2004	JOHN SETTLE	Quality Control/Special Teams, 1996-97
JIM COLLETTA	Offensive Line, 1999-2004	STEVE SHAFER	Asst. Head Coach/Secondary, 1999-2001
BILLY DeLORBE	Cross Training Specialist, 2014	DAVID SHAW	Wide Receivers, 2002-05
JACK DEL RIO	Linebackers, 1999-2001	MIKE SHEPPARD	Wide Receivers, 1996
RICK DENNISON	Quarterbacks, 2014	DARRIN SIMMONS	Quality Control/Special Teams, 1998
JOHN DUNN	Asst. Strength & Conditioning, 2008-11	JERRY SIMMONS	Strength and Conditioning, 1996-98
LESTER ERB	Quality Control/Offense, 1997-98	MATT SIMON	Running Backs, 1999-2005
BOBBY ENGRAM	Wide Receivers, 2014-15	MIKE SINGLETARY	Inside Linebackers, 2003-04
VIC FANGIO	Linebackers, 2006-09	MIKE SMITH	Linebackers, 1999-2002
JIM FASSEL	Offensive Coordinator, 2004-06	STEVE SPAGNUOLO	Secondary/Asst. Head Coach, 2013-14
JOHN FASSEL	Special Teams Assistant, 2005-07	DON STROCK	Quarterbacks, 1996-98
KIRK FASSETZ	Asst. Head Coach/Offense, 1996-98	BENNIE THOMPSON	Assistant Special Teams, 2000-05
JEDD FISCH	Asst. Quarterbacks Coach, 2004-07	DENNIS THURMAN	Secondary, 2002-07
JEFF FITZGERALD	Linebackers, 2004-07	MARC TRESTMAN	Offensive Coordinator, 2015
CHRIS FOERSTER	Offensive Line/Asst. Head Coach, 2005-07	CRAIG VER STEEG	Senior Offensive Assistant, 2008-15
JEFF FRIDAY	Strength and Conditioning, 1999-2007	TODD WASHINGTON	Assistant Offensive Line, 2011-15
FRANK GANSZ JR.	Special Teams Coordinator, 2006-07	MATT WEISS	Cornerbacks, 2009-15
THOMAS HAMMOCK	Running Backs, 2014-15	KEN WHISENHUNT	Tight Ends, 1997-98
JAY HARBAUGH	Offensive Quality Control, 2013-14	DREW WILKINS	Defensive Coaching Asst., 2014-15
JOHN HARBAUGH	Head Coach, 2008-15	PHIL ZACHARIAS	Defensive Assistant, 2002-04
WADE HARMAN	Tight Ends, 1999-2013	GARY ZAUNER	Special Teams Coordinator, 2002-05
CHRIS HEWITT	Defensive Backs, 2012-15	JIM ZORN	Quarterbacks, 2010
JIM HOSTLER	Wide Receivers, 2008-13		
DONNIE HENDERSON	Secondary, 1999-2003		
PAT HILL	Tight Ends, 1996		
HUE JACKSON	Quarterbacks, 2008-09		
MILT JACKSON	Wide Receivers, 1999-2000		
MIKE JOHNSON	Wide Receivers, 2006-07		
GARY KUBIAK	Offensive Coordinator, 2014		
AL LAVAN	Running Backs, 1996-98		
MARVIN LEWIS	Defensive Coordinator, 1996-2001		
JOHNNIE LYNN	Secondary, 2004-05		
MARWAN MAALOUF	Asst. Special Teams, 2008-11		
MIKE MACDONALD	Defensive Assistant, 2015		
ERIC MANGINI	Quality Control/Offense, 1996		
RICHARD MANN	Wide Receivers, 1997-98		
TED MARCHIBRODA	Head Coach, 1996-98		
DON "WINK" MARTINDALE	Inside Linebackers, 2012-15		
JOHN MATSKO	Offensive Line, 2008-10		
GREG MATTISON	Defensive Coordinator, 2008-10		
ANDY MOELLER	Offensive Line, 2008-13		
TED MONACHINO	Linebackers, 2010-15		
WILBERT MONTGOMERY	Running Backs, 2008-13		
MARTY MORNHINWEG	Quarterbacks, 2015		
CHIP MORTON	Asst. Strength & Conditioning, 1999-2001		
TONY NATHAN	Running Backs, 2006-07		
RICK NEUHEISEL	Offensive Coord./Quarterbacks, 2005-07		

RAVENS COACHING TREE



2015 SEASON HEAD COACHES WHO SPENT TIME IN RAVENS ORGANIZATION

Head Coach (Team)	Last Position Held w/ Ravens (Years)
Jim Caldwell (Lions)	Offensive Coordinator (2012-13)
Jack Del Rio (Raiders)	Linebackers (1999-2001)
Kirk Ferentz (Iowa)	Asst. Head Coach/Offense (1996-98)
Gary Kubiak (Broncos)	Offensive Coordinator (2014)
Marvin Lewis (Bengals)	Defensive Coordinator (1996-2001)
Chuck Pagano (Colts)	Defensive Coordinator (2008-11)
Mike Pettine (Browns)	Outside Linebackers (2002-08)
Rex Ryan (Bills)	Asst. Head Coach/Def. Coord. (1999-2008)
David Shaw (Stanford)	Wide Receivers (2002-05)
Ken Whisenhunt (Titans)	Tight Ends (1997-98)

• Other former Ravens assistants who became head coaches include Pat Hill (Fresno State), Hue Jackson (Raiders), Eric Mangini (NY Jets/Browns), Rick Neuheisel (UCLA), Mike Nolan and Mike Singletary (49ers), Jim Schwartz (Lions), and Mike Smith (Falcons).



BALTIMORE
RAVENS

ERIC DECOSTA ASSISTANT GENERAL MANAGER

COLLEGE: COLBY
BORN: 4/10/71, TAUNTON, MA
EXP. (NFL/RAVENS): 20/20

Eric DeCosta has been a part of the Ravens organization since the beginning. A graduate of the Ravens' "20/20 Club" (includes members of the team's personnel staff who started with the Ravens as young assistants and grew into evaluators with more input), DeCosta joined the franchise in an entry-level position in 1996. He moved up the personnel ranks, first as an area scout, then as director of college scouting (six years) and director of player personnel (three years) before his most recent promotion to assistant general manager (2012). DeCosta assists GM Ozzie Newsome in overseeing both the college scouting and pro personnel departments. The Taunton, MA, native was honored in 2005 by *The Sporting News* as one of the top young stars in sports and was selected to both the 2008 *Baltimore Business Journal* and *Baltimore Magazine* "40 Under 40" group. He also served on the eight-member committee to interview and select Ravens head coach John Harbaugh in 2008.

During DeCosta's tenure as scouting director, the Ravens drafted Pro Bowlers OLB Terrell Suggs ('03), DT Haloti Ngata ('06), G Ben Grubbs ('07), FB Le'Ron McClain ('07), G Marshal Yanda ('07) and RB Ray Rice ('08) and a number of other key contributors, including OLB Jarret Johnson ('03), C Jason Brown ('05) and Super Bowl XLVII MVP QB Joe Flacco ('08).

1996-2015: (with Baltimore) 2015: WR Breshad Perriman (first round) and TE Maxx Williams (second round) were tabbed early in the draft. **2014:** Ravens signed five-time Pro Bowl WR Steve Smith Sr. and RB Justin Forsett, who earned his first Pro Bowl, finishing fifth in the league with a career-best 1,266 rushing yards...Also drafted LB C.J. Mosley, who became the team's first-ever rookie Pro Bowler. **2013:** Ravens signed Pro Bowl OLB Elvis Dumervil, DE Chris Canty and LB Daryl Smith as key free agents...Smith led the Ravens



Eric DeCosta and general manager/executive vice president Ozzie Newsome attend Ravens practices together, working closely to make decisions on the team's football personnel.

OZZIE NEWSOME ON DECOSTA

"While Eric continues to help and direct the personnel department, he has become a vital part of the decision-making process for everything we do in football."

in tackles (123), and Dumervil was second with 9.5 sacks. **2012:** Promoted to assistant general manager following the NFL Draft...Strong moves both in free agency and the draft helped Baltimore win Super Bowl XLVII...Free agent WR/RS Jacoby Jones, who earned his first Pro Bowl, rookie free agent K Justin Tucker, who went 30-of-33 on FGAs, and draft picks OLB Courtney Upshaw (second round), G Kelechi Osemele (second round) and RB Bernard Pierce (third round) each made significant contributions en route to the title. **2011:** Baltimore signed key free agents FB Vonta Leach, who earned two Pro Bowls with the Ravens (2011-12), and S Bernard Pollard, who started 26 games in two seasons (2011-12)...Team selected CB Jimmy Smith (Colorado) in the first round and standout WR Torrey Smith (Maryland) in the second round. **2010:** Ravens traded for Pro Bowl WR Anquan Boldin, added quality veteran free agent DE Cory Redding and strengthened team depth, including TEs Ed Dickson (third round) from Oregon and BYU's Dennis Pitta (fourth round) through the draft. **2009:** Promoted to director of player personnel, following six successful seasons as scouting director...Ravens drafted All-Rookie team honoree T Michael Oher (first round) and picked up CB Lardarius Webb (Nicholls State) in the third round of the draft...Also signed free agent K Billy Cundiff, who earned his first Pro Bowl in 2010. **2008:** Led the Ravens during the NFL Draft, selecting Delaware QB Joe Flacco (18th overall), the Super Bowl XLVII MVP, and Rutgers RB Ray Rice, a three-time Pro Bowler. **2007:** Ravens drafted 2011 Pro Bowl G Ben Grubbs (Auburn), the team's first-round pick (29th overall), and four-time Pro Bowl G Marshal Yanda (Iowa) in the third round. **2006:** Drafted All-Rookie Team standouts DT Haloti Ngata (12th overall), a five-time Pro Bowler, and S Dawan Landry (fifth round)...Baltimore also selected top-notch P Sam Koch (sixth round) out of Nebraska. **2005:** Selected All-Rookie Team honoree WR Mark Clayton (22nd overall) from Oklahoma, who had a record-breaking first year in Baltimore, and UNC C/G Jason Brown (fourth round). **2003:** Was named director of college scouting...Drafted 2011 NFL Defensive Player of the Year and 2003 Defensive Rookie of the Year OLB Terrell Suggs, a six-time Pro Bowler. **1998-2002:** Was the Ravens' Midwest area scout...Spent time researching and analyzing draft-day trades and helped evaluate free agent prospects

ERIC DECOSTA

for the pro personnel department...Worked with both the college and pro scouting staffs on the draft and free agency. **1998:** Was promoted to area scout after spending time in the fall of 1997 scouting the Midwest.

1995: (with Washington) Earliest NFL experience came with a training camp internship in the Redskins' player personnel department.

1993-95: (with Trinity College) 1994-95: In a graduate fellowship, Eric coached the defensive line and linebackers while earning his master's degree in English. **1993:** Was an intern coach for Trinity's wide receivers.


COLLEGE: Earned degrees in English and the classics from Colby, receiving dean's list honors (1990-92)...Was a three-year football letterman and captain at LB...As a senior, he was selected as the Millett Award recipient for outstanding athletic contributions over his four years.

PERSONAL: Attended Taunton (MA) HS, where he played FB and LB, earned three varsity letters, and as a senior, was voted team captain...Is active with a number of charities,

including the Sports Boosters of Maryland and the Boys and Girls Club...Has assisted with countless fundraisers and other charitable events for those organizations...DeCosta is the Vice President of the Board of Directors for the Maryland SPCA...Eric serves as a celebrity judge at the charity's annual fundraiser, the March for the Animals, which raises over \$350,000 each year to help support the Maryland SPCA's mission to improve the lives of pets and people in the community...From 2010-13, the Ravens Foundation asked Eric to help review scholarship applications and interview high school candidates for the Ravens Scholars program... The initiative, which was created in 2010, awards a \$5,000 renewable scholarship (up to \$20,000 per scholar) to five local high school students each year...Eric and his wife, Lacie, are actively involved with The Family Tree, a nonprofit organization in Maryland dedicated to preventing child abuse and providing families with solutions...The couple also supports the Irvine Nature Center, an environmental education center...Eric, Lacie, their daughter, Jane Elizabeth (12), and two sons, Michael Litz (8) and Jackson James (4), reside in Owings Mills.

SUCCESS ACROSS THE DRAFT BOARD

Since the team's first year (1996) in Baltimore, the Ravens organization has been praised for its success selecting players throughout the draft. Hall of Famer Jonathan Ogden was tabbed with the franchise's first-ever draft pick, followed closely by future Hall of Famer Ray Lewis, who was the second first-round pick in 1996. The team has also found gems in lower rounds like Marshal Yanda (third round), Jarret Johnson (fourth), Rick Wagner (fifth) and Adalius Thomas (sixth) and has excelled with the signings of rookie free agents who became starters and made key contributions.



T Rick Wagner
(fifth round, 2013)

Round	Players (Years Drafted)
1	Hall of Famer Jonathan Ogden ('96), Future Hall of Famer Ray Lewis ('96), Todd Heap ('01), Ed Reed ('02), Terrell Suggs ('03), Haloti Ngata ('06), Joe Flacco ('08), Jimmy Smith ('11) & C.J. Mosley ('14)
2	Jamie Sharper ('97), Ray Rice ('08), Torrey Smith ('11), Courtney Upshaw ('12), Kelechi Osemele ('12) & Timmy Jernigan ('14)
3	Casey Rabach ('01), Marshal Yanda ('07), Lardarius Webb ('09), Brandon Williams ('13) & Crockett Gillmore ('14)
4	Edwin Mulitalo ('99), Jarret Johnson ('03), Le'Ron McClain ('07), Dennis Pitta ('10) & Kyle Juszczyk ('13)
5	Jermaine Lewis ('96), Dawan Landry ('06), Arthur Jones ('10), Pernell McPhee ('11), Rick Wagner ('13) & John Urschel ('14)
6	Adalius Thomas ('00), Chester Taylor ('02), Sam Koch ('06) & Haruki Nakamura ('08)
7	DeAngelo Tyson ('12) & Michael Campanaro ('14)
RFA	Mike Flynn ('97), Priest Holmes ('97), Will Demps ('02), Bart Scott ('02), Ma'ake Kemoeatu ('02), Jameel McClain ('08), Dannell Ellerbe ('09), Justin Tucker ('12), Marlon Brown ('13) & James Hurst ('14)

Draft Quick Hit: The Ravens are one of a short list of teams that do not belong to the National Football Scouting group, which provides reports to member teams of players who are eligible for the draft. "We make our own list, and that means we look at all players on a college roster," Eric DeCosta says. "We do a lot of cross-checking. A number of us in the department look at everyone, and then we have the area scouts look at certain players from other regions so we get multiple grades and opinions on all the players."



BALTIMORE
RAVENS

PAT MORIARTY

SENIOR VICE PRESIDENT OF FOOTBALL ADMINISTRATION

COLLEGE: GEORGIA TECH

BORN: 5/19/55, CLEVELAND, OHIO

EXP. (NFL/RAVENS): 23/20 (1 PLAYING / 22 FRONT OFFICE)

Pat Moriarty, the team's senior vice president of football administration, has been a key part of the franchise since 1994. A longtime member of the personnel staff, Moriarty was one of the NFL's original "capologists." He is responsible for the management and strategic planning of the Ravens' salary cap. The Cleveland native negotiates all of the Ravens player contracts, oversees salary cap administration, roster management and the day-to-day operations of the player personnel department. Moriarty is the key liaison with the NFL Management Council and Players Association. Over the course of 22 years, Moriarty has negotiated player contracts totaling over \$1 billion. He has negotiated contracts for 20 Ravens first-round draft choices, as well as numerous free agents. He also analyzes draft-day trades during the NFL selection process each spring. Moriarty works closely with GM Ozzie Newsome in many areas, including helping to coordinate the budgets of the scouting, coaching, equipment, football video, training, and strength and conditioning departments. In 2008, Moriarty was part of an eight-member committee to select head coach John Harbaugh.

1996-2015: (with Baltimore) 2015: Negotiated a contract extension for 2011 first-round pick CB Jimmy Smith. **2014:** Re-signed a number of key Ravens free agents to new contracts and signed free agent WR Steve Smith Sr. to a multi-year deal. **2013:** Re-signed Super Bowl XLVII QB Joe Flacco to a six-year contract...Signed free agents DL Chris Canty and OLB Elvis Dumervil to multi-year deals. **2010-12:** Extended the contracts of defensive starters S Bernard Pollard and CB Lardarius Webb ('12) and negotiated a long-term deal for P Sam Koch ('11)...Ravens traded for and then signed Pro Bowl WR Anquan Boldin ('10) and signed standout free agent DE Cory Redding. **2008-09:** In 2009, team re-signed LB Ray Lewis to finish his career in Baltimore and added quality free agent veterans, including six-time Pro Bowl C Matt Birk, K Billy Cundiff, CB Domonique Foxworth and CB/RS Chris Carr, to improve the roster...Ravens signed Pro Bowl special teamer Brendon Ayanbadejo in 2008 to bolster the roster. **2005-07:** Ravens traded for QB Steve McNair in 2006, and in 2007, for RB Willis McGahee, who earned his first Pro Bowl with Baltimore...Moriarty also re-negotiated the contracts of two key Ravens defensive players: NT Kelly Gregg and Pro Bowl S Ed Reed...Also re-signed OLB Jarret Johnson and Pro Bowl LB Bart Scott...In free agency, Moriarty negotiated the contracts

for key additions DE Trevor Pryce, WR Derrick Mason and CB Samari Rolle...Named VP of football administration in '05. **1997-2004:** Re-negotiated the contracts of several other pivotal players, including Pro Bowlers TE Todd Heap, LB Ray Lewis and T Jonathan Ogden, allowing the team to remain competitive while staying within the confines of the salary cap. **1996:** When the franchise moved to Baltimore, Moriarty was named the organization's chief financial officer.

1994-95: (with Cleveland) Joined the Browns' front office in 1994 as the director of business operations.

1982-93: Was involved in commercial banking in the Cleveland area. **1988-93:** Worked for Key Bank in Cleveland in the corporate lending division.

1980-81: Spent NFL training camps with the Cleveland Browns and Miami Dolphins.

NFL PLAYER (1979): Moriarty's NFL career began as a rookie free agent RB for the Cleveland Browns in 1979...Scored 2 TDs and also played on special teams.

COLLEGE/PERSONAL: Earned a bachelor's degree in industrial management from Georgia Tech, where he was a three-year starter at RB...Later earned his master's degree (1993) in business administration from John Carroll University...Earned All-State honors in both football and track at Benedictine (Cleveland, OH) HS and was inducted into the school's Athletic Hall of Fame in 2002...Brother, Tom, played five years in the NFL as a DB, four with Atlanta and one with Pittsburgh...Moriarty, who is on the NFL Management Council's Working Club Executive Committee for the 12th-straight year, is a graduate of the University of Baltimore School of Law...Has been a guest speaker at numerous events, including Loyola University, Univ. of Maryland Law School, Univ. of Maryland Business School and the Univ. of Baltimore School of Law, where he spoke on sports and entertainment law...Moriarty is also on the Board of Advisors for the Univ. of Baltimore School of Law...Has participated in the annual Ravens' event, A Purple Evening (football sessions for women), speaking on the NFL's salary cap...He and his wife, Lynn, are the parents of son, Kevin (27), who works at the commercial real estate firm Blue & Obrecht Realty and played midfield on the 2012 NCAA National Championship Loyola University lacrosse team, and daughters, Laura (24), a graduate of UNC-Wilmington, and Katherine (21), a junior at Towson University.

"Pat is an 'impact player' in our organization. He is thorough and sound, plus creative in the structure of contracts. He has a working knowledge of every team's salary cap structure and knows the ins and outs of working with the league office. His management of our cap helped us win our two Super Bowls (2000 and 2012)."

– General Manager & Executive Vice President Ozzie Newsome





BALTIMORE
RAVENS

VINCENT NEWSOME DIRECTOR OF PRO PERSONNEL

COLLEGE: WASHINGTON
BORN: 1/22/61, BRAINTREE, ENGLAND
EXP. (NFL/RAVENS): 33/20 (10 PLAYING / 23 SCOUTING)

Vincent Newsome is in his seventh year as the team's director of pro personnel. Newsome oversees the team's pro scouting efforts, including evaluating NFL free agent talent, providing the coaching staff with advance scouting reports of upcoming opponents and conducting free agent workouts throughout the year. He works closely with GM Ozzie Newsome in analyzing NFL rosters, reviewing the waiver wire daily, and coordinating and evaluating each year's free agency market. Newsome also works with Sr. VP of football administration Pat Moriarty in providing background on players, specifically to assess their talent level and decide a salary cap value. In 2008, he served on the eight-member committee to interview and select Ravens head coach John Harbaugh. Newsome originally joined the franchise's personnel department in 1993, following a 10-year career as a safety in the NFL.

1996-2015: (with Baltimore) **2014:** Ravens signed key free agents RB Justin Forsett and WR Steve Smith Sr.. **2013:** Was selected to attend the NFL's Career Development Symposium for upper management personnel at the Wharton School of Business in Philadelphia...Ravens bolstered roster following Super Bowl XLVII victory with Pro Bowl OLB Elvis Dumervil and DE Chris Canty. **2011-12:** Ravens acquired key free agents in WR/RS Jacoby Jones ('12), who earned his first Pro Bowl in 2012 and three-time Pro Bowl FB Vonta Leach and S Bernard Pollard in 2011. **2010:** Ravens traded for Pro Bowl WR Anquan Boldin, who provided solid leadership and was a key contributor in the team's Super Bowl XLVII victory. **2009:** Named the Ravens' director of pro personnel in January...Assisted in evaluating and acquiring free agents including C Matt Birk (six-time Pro Bowler). **2003-08:** Was the team's assistant director of pro personnel for six years, handling advance scouting of Ravens opponents, as well as evaluating talent in the CFL...Newsome conducted

free agent workouts during the regular season and assisted the college scouting staff by evaluating talent for the NFL Draft...Baltimore secured a number of key free agents, including three-time Pro Bowl special teamer Brendon Ayanbadejo. **2000-02:** Was the Ravens' western college supervisor, covering players from California to Wisconsin. **1996-99:** Became the Ravens' West area scout upon the team's move to Baltimore...Over the years, key acquisitions from Newsome's scouting area have had success and are recognized league-wide, including Pro Bowlers T Jonathan Ogden, CB Chris McAlister, TE Todd Heap and OLB Terrell Suggs, the 2003 Defensive Rookie of the Year and 2011 NFL Defensive Player of the Year.

1993-95: (with Cleveland) Spent three years as a special assignment scout evaluating skill positions nationally... Joined the Browns' personnel department after retiring from the NFL after a 10-year playing career in the spring of 1993.

NFL PLAYER (1983-92): Was a standout safety for the Los Angeles Rams and Cleveland Browns...Finished his 10-year career with 763 tackles (526 solo), 4 sacks, 62 PD, 17 INTs, 7 FFs and 9 FRs...Led the Rams in tackles his last two seasons... Was honored by his Rams teammates in 1989 with the Ed Block Courage Award after missing 10 games with a neck injury...In 1985, was both the Rams' Special Teams Player of the Year and a *Sports Illustrated* All-Pro at safety...Was originally a fourth-round draft selection by the Rams in 1983.

COLLEGE/PERSONAL: Earned honorable mention All-America honors as a DB his senior year at Washington... Led the secondary with 69 tackles and recorded 4 INTs... Was president of Alpha Phi Alpha fraternity and majored in psychology...Attended Vacaville (CA) HS, where he was a three-sport athlete (football, basketball and track)...Vincent and his wife, Tasha, have three daughters, Candace, Emerald and Victoria.

SUPER BOWLS SINCE 2000

The Baltimore Ravens have won two Super Bowl titles during their first 19 seasons, capturing the Lombardi Trophy in 2000 and 2012. Baltimore is just one of four NFL franchises to win multiple World Championships since 2000.

MOST SUPER BOWL TITLES SINCE 2000 SEASON



Titles	Team	Seasons
4	New England Patriots	2001, 2003, 2004, 2014
2	Baltimore Ravens	2000, 2012
2	New York Giants	2007, 2011
2	Pittsburgh Steelers	2005, 2008





BALTIMORE
RAVENS

JOE HORTIZ DIRECTOR OF COLLEGE SCOUTING

COLLEGE: AUBURN
BORN: 11/8/75, PHILADELPHIA, PA
EXP. (NFL/RAVENS): 18/18

Joe Hortiz is in his sixth year as the Ravens' director of college scouting. He directs Baltimore's college scouting process, coordinating the schedules and cross-checking duties of the area scouts. Hortiz also manages the team's draft preparation and the evaluation and ranking process of hundreds of NFL draft-eligible prospects. Hortiz, who joined the organization in 1998, spent eight years as a scout for Baltimore, covering the Northeast and Southeast regions before becoming a national scout for three seasons (2006-08). In 2007, the Ravens selected Auburn G Ben Grubbs (29th overall), who was scouted by the fellow Auburn alum Hortiz and became a Pro Bowler in 2011. A graduate of the Ravens' "20/20 Club" (see below), Hortiz originally joined Baltimore as a personnel assistant in 1998.

1998-2015: (with Baltimore) 2015: Ravens chose WR Breshad Perriman (Central Florida, 26th overall) in the first round. **2014:** First-rounder LB C.J. Mosley (17th overall) became first-ever Ravens rookie to earn Pro Bowl honors. **2013:** Ravens selected four players who each started at least 11 games in '14. **2012:** Ravens drafted Alabama OLB Courtney Upshaw (second round), Iowa State G Kelechi Osemele (second) and Temple RB Bernard Pierce (third), all of whom helped the Ravens win Super Bowl XLVII. **2011:** Selected CB Jimmy Smith (Colorado) and WR Torrey Smith (Maryland) in the first two rounds...Torrey set team rookie receiving records in catches (50), yards (841) and TDs (7). **2010:** Ravens drafted key contributors TEs Ed Dickson (third round) and Dennis Pitta (fourth), DE Art Jones (fifth) and WR/RS David Reed (fifth), who had the NFL's longest KOR (103 yards), setting a then-franchise record in 2010. **2009:** Promoted to director of college

scouting after eight years as a college scout...In Hortiz's first draft as head of college scouting, Baltimore selected All-Rookie team performer T Michael Oher (Mississippi) with the 23rd-overall selection and CB/RS Lardarius Webb (Nicholls State). **2008:** Scouted players across the country, with a primary focus on the eastern half, where seven of 10 Ravens draft picks were selected in the '08 NFL Draft... Was invited to introduce Grubbs at the Ravens Roost No. 7's annual Extra Effort Award banquet in April. **2007:** Team's first-round draft pick Grubbs was selected from Joe's focus area and attended his alma mater (Auburn). **2006:** Promoted to national scout...Was tasked with covering the eastern half of the country, including the Big East, Big Ten, MAC, ACC, SEC and Conference USA. **2003-05:** Served as Ravens Southeast area scout and covered the SEC, ACC and C-USA. **2001-02:** Scouted the Northeast. **1998-2000:** Worked both with the pro and college scouting staffs as a football personnel assistant... Responsibilities included assisting GM Ozzie Newsome and Sr. VP of football administration Pat Moriarty, who manages the salary cap, and performing "the box" workout at schools across the country for three spring seasons.

COLLEGE/PERSONAL: While earning his B.S. in accounting from Auburn, Joe was an undergraduate assistant coach for Terry Bowden and the Tigers' football team from 1995-97... Worked with both the QBs and WRs and coached the scout team LBs and secondary...Also coordinated Auburn's summer football camps...Son of Joe and Marlene Hortiz, Joe attended Salesianum (Wilmington, DE) HS...He and his wife, Jennifer, have four sons, Joey (8), Jack (7), Jameson (4) and Julian (2).

THE "20/20 CLUB"

The Ravens' "20/20 Club" includes members of the team's personnel staff who started with the Ravens as young assistants and grew into evaluators with more input. The term "20/20" refers to hiring 20-year-olds for \$20,000. According to GM Ozzie Newsome: "The guys actually started when they were a little older than 20 and for more than \$20,000, but that's what we call them."

"20/20 CLUB" GRADUATES (includes current personnel staff)

Name	Joined Ravens	Current Title
George Kokinis	1991 (with Browns)	Senior Personnel Assistant
Eric DeCosta	1996	Assistant General Manager
Joe Hortiz	1998	Director of College Scouting
Chad Alexander	1999	Assistant Director of Pro Personnel
Mark Azevedo	2005	Northeast Area Scout
David Blackburn	2007	West Area Scout
Ian Cunningham	2008	Southeast Area Scout



BALTIMORE
RAVENS

GEORGE KOKINIS SENIOR PERSONNEL ASSISTANT

COLLEGE: HOBART
BORN: 2/27/67, WETHERSFIELD, CT
EXP. (NFL/RAVENS): 25/19

George Kokinis began his NFL career with the Cleveland Browns in 1991, moving with the franchise to Baltimore in 1996. He advanced through the scouting ranks, ultimately becoming the Ravens' director of pro personnel for six seasons (2003-08). Kokinis was hired to be the Cleveland Browns' general manager in 2009. As a longtime member of Ozzie Newsome's staff, Kokinis returned to the franchise in 2010, bringing a wealth of player personnel experience and knowledge back to Baltimore.

2010-15: (with Baltimore): Assists in the evaluation of the team's college and pro personnel. **2010:** Re-joined the team as the Ravens' senior personnel assistant.

2009: (with Cleveland) 2009: Named the Browns' general manager on Jan. 26, 2009.

1996-2008: (with Baltimore) 2003-08: Kokinis became the team's director of pro personnel in 2003, overseeing all aspects of the pro football personnel department...In his six years as director, his role included assisting evaluating free agent talent, monitoring waiver wire transactions, and handling contract negotiations for later-round draft picks.

2000-02: Promoted to the Ravens' assistant director of pro

personnel in 2000...Conducted the advance scouting of Ravens opponents and provided reports to the coaches. **1996-99:** Was the Ravens' Northeast area scout for four years before moving over to pro personnel...Moved to Baltimore with the Modell franchise.

1991-95: (with Cleveland) Began his NFL scouting career with the Browns in 1991 after serving an internship in the team's operations department.

COLLEGE/PERSONAL: Graduated from Hobart College with a B.A. in psychology and earned his master's degree in sports management at the University of Richmond (1991), while working as a graduate assistant coach for the Spiders' baseball team...He played both football and baseball during his collegiate career, earning ECAC Baseball Player of the Year honors in 1989 as a pitcher for the Statesmen, and was selected to represent the conference in a New York vs. New Jersey All-Star Game played at Yankee Stadium...Kokinis was a two-sport athlete at Wethersfield (CT) HS...George and his wife, Elizabeth, have a daughter, Marissa (16), and twins Peter and Ella (11).

TOP 10 SUCCESS

The Ravens have chosen seven players in the Top 10 of the first round in 20 NFL Drafts (1996-2015). Of those, five – T Jonathan Ogden (4th overall, 1996), LB Peter Boulware (4th overall, 1997), CB Chris McAlister (10th overall, 1999), RB Jamal Lewis (5th overall, 2000) and OLB Terrell Suggs (10th overall, 2003) – have earned at least one trip to the Pro Bowl. Two of those players – Boulware and Suggs – also earned Rookie of the Year honors. Then, in 2011, Suggs (below, left) became the third Ravens player to be named NFL Defensive Player of the Year, joining LB Ray Lewis (2000 & 2003) and S Ed Reed (2004). On Aug. 3, 2013, Ogden (below, right) became the first-ever original to enter the Raven Pro Football Hall of Fame.





BALTIMORE
RAVENS

O.J. BRIGANCE

SENIOR ADVISOR TO PLAYER ENGAGEMENT

COLLEGE: RICE

BORN: 9/29/69, HOUSTON, TX

EXP. (NFL/RAVENS): 19/13 (7 PLAYING / 12 FRONT OFFICE)

O.J. Brigance, a former Ravens and Baltimore Stallions (CFL) LB, is the Ravens' senior advisor to player engagement. Brigance, who has three championship rings – two Super Bowl rings with the Ravens (2000 and 2012) and a CFL Grey Cup ring with the Baltimore Stallions (1995) – has been an inspiration to the entire Ravens organization for his perseverance and courage while fighting Lou Gehrig's Disease (Amyotrophic Lateral Sclerosis) the past seven-plus years. In June 2014, Brigance was honored by the Pro Football Writers Association with the George Halas Award, given to the NFL player, coach or staff member who has overcome the most adversity to succeed. The NFL has saluted Brigance many times, earning the Best Overall Player Development Program award for two-straight years (2005-06) and also receiving the Most Outstanding Internship Program Award in 2005. In 2007, the NFL once again honored Brigance's program, this time with the Outstanding Continuing Education Program Award. In 2008, the Ed Block Courage Award Foundation also saluted O.J. with its Johnny Unitas Tops in Courage Award for his strength in his battle against ALS. Brigance played seven years for three NFL teams (Miami, Baltimore and St. Louis) before joining the Ravens' front office in 2004.

2004-15: (with Baltimore) Works closely with director of player engagement Harry Swayne to assist all Ravens players with each phase of their careers...Has made significant contributions to the Ravens' player development program, including organizing a number of player internships in high school football programs, financial institutions and real estate groups...The life skills programs O.J. has provided to the players each year have been highly effective...Brigance's wife, Chanda, has also been very active with the organization, having spent a number of years as the Lady Ravens group facilitator...She coordinated the involvement of the players' and coaches' spouses and significant others with team-related events, including the Ravens' Family Food Drive and other charity functions and team-building activities...After being diagnosed with ALS (2007), Brigance has chosen to make the most of the opportunity by raising money and awareness for the fight against the disease...He established his own foundation, the Brigance Brigade Foundation (brigancebrigade.org), whose mission is to equip, encourage and empower people living with ALS...O.J. was the honorary chair of the Johns Hopkins University Packard Center for ALS Research's annual Fiesta 5K run six times (2008-13), helping raise over \$1 million in those six years...The Ravens organization supported O.J. each year, drawing the entire Ravens team in 2008 to run in the race. **2014-15:** Each of the past two years, Brigance Brigade hosted a 5.7K race, attended by over 1,000 supporters, raising \$110,000 to help people

living with ALS. **2013:** Brigance published a book, *Strength of a Champion*, sharing his incredible story. **2008:** Brigance earned an Emmy Award as the host of the team's weekly TV show, *Ravens Report*. **2005:** Lady Ravens participated in the team's Hurricane Katrina relief collection...Chanda has also organized seminars for the group on benefits, financial education and empowerment.

NFL/PRO PLAYER: 2001-02: (with St. Louis) Brigance retired from the NFL after a two-year stint with the Rams.

2000: (with Baltimore) Significant special teams contributor on the Ravens' first Super Bowl championship squad...Was second on team with 25 special teams tackles and led Ravens with 10 special teams stops in the postseason, including the very first special teams tackle in Super Bowl XXXV.

1996-99: (with Miami) Entered the NFL with the Miami Dolphins as a free agent...Was voted team captain twice in four seasons...His Dolphins teammates also selected him as the Ed Block Courage Award recipient in 1999...Brigance was involved in a number of different community organizations, including Habitat for Humanity, Cystic Fibrosis Foundation and the Daily Food Bank. **1999:** Honored with the NFLPA's Unsung Hero Award.

1994-95: (with Baltimore Stallions) Helped the CFL team earn a Grey Cup Championship in 1995.

1991-93: (with British Columbia Lions) Brigance's professional football career began in the CFL with the British Columbia Lions...Spent three seasons with the Lions (1991-93) and was named an All-Conference LB.

COLLEGE/PERSONAL: Graduated from Rice with a degree in managerial studies in 1992...Four-year letterman and three-year starter at LB...Brigance, who served on the board of directors for Aunt Hattie's Place, a home for young men, received the NFL's Winston/Shell Award in 2005, which is given annually to the player development director who demonstrates commitment and dedication in developing unique and innovative ideas and solutions to advance the NFL's player engagement mission...O.J. currently serves on the board of directors for the Unified Community Connections.



O.J. and Chanda Brigance



BALTIMORE
RAVENS

HARRY SWAYNE DIRECTOR OF PLAYER ENGAGEMENT

COLLEGE: RUTGERS
BORN: 2/2/65, PHILADELPHIA, PA
EXP. (NFL/RAVENS): 28/10 (15 PLAYING / 13 FRONT OFFICE)

Harry Swayne is in his sixth year as the Ravens' director of player engagement. Swayne, an offensive tackle on Baltimore's Super Bowl XXXV championship team, oversees the day-to-day responsibilities of the player engagement department, including assisting players with career transition into, during and after their time in the NFL. He helps focus their attention on financial education and family assistance, ensuring each player has the support he needs. Swayne, who has four Super Bowl rings – including the Ravens' 2000 and 2012 World Championships – played tackle for five teams (TB, SD, Den., Bal. and Mia.).

2008-15: (with Baltimore) 2012: Completed the NFL's Athlete Development Professional Certification Program at The Wharton School. **2011:** Named to the NFL's Player Engagement Steering Committee by his fellow NFL player development directors. **2010:** Promoted to director of player development. **2009:** NFL awarded the Ravens as the Continuing Education Program of the Year. **2008:** Re-joined the Ravens as the assistant director of player programs.

2003-07: (with Chicago) Was the Bears' team chaplain for five years, following a year-long internship with Rod Hairston, the former Ravens' team chaplain.

NFL PLAYER (1987-2001): Was originally drafted (seventh round) by Tampa Bay in 1987 as a DE, but switched to tackle after three seasons (1987-90)...Spent six years with the San Diego Chargers (1991-96), contributing to the team's 1994 AFC Championship... Signed with the Denver Broncos in 1997 and earned his first two Super Bowl rings (1997-98)...Joined the Ravens as a free agent in 1999 and received his third Super Bowl ring – as the starting RT – after Baltimore's 34-7 victory over the Giants in Super Bowl XXXV...Swayne retired from the NFL as a player after the 2001 season in Miami.

COLLEGE/PERSONAL: Played football and basketball at Cardinal Dougherty (Philadelphia, PA) HS...Earned a degree in physical education from Rutgers in 1990 and is working towards his Masters in counseling at Liberty University...Harry and his wife, Dawn, have five children: daughters Tosca (16), Sheri (11) and Nina (10) and sons Chris (15) and Rod (8).



BALTIMORE
RAVENS

CHAD ALEXANDER ASSISTANT DIRECTOR OF PRO PERSONNEL

COLLEGE: WAKE FOREST
BORN: 2/17/75, MEMPHIS, TN
EXP. (NFL/RAVENS): 17/17

Chad Alexander was promoted to the team's assistant director of pro personnel in 2009, following six years as an area scout covering three regions of the country for the Ravens. He works closely with director of pro personnel Vincent Newsome in evaluating NFL talent, providing advance scouting reports on upcoming opponents for the coaching staff, and assisting with free agent workouts. For eight years, Chad annually represented the Ravens at the NFL Draft in New York.

1999-2015: (with Baltimore) 2014: Ravens signed key free agent WR Steve Smith Sr. **2010:** Ravens traded for Pro Bowl WR Anquan Boldin. **2009:** Promoted to assistant director of pro personnel following the '09 draft...Team selected third-round pick CB Lardarius Webb (Nicholls State) from Chad's '08 scouting region (Southeast). **2008:** Alexander transitioned to the Southeast area after the NFL Draft in April. **2005-07:** Spent three seasons as Baltimore's Midwest area scout. **2003-04:** Spent two years as the team's West area scout...During that time, the Ravens picked a number of players from his area,

including OLB Terrell Suggs, the 2011 Defensive Player of the Year. **1999-2002:** Helped pro personnel staff scout free agents and assisted with advance scouting reports of opponents... Also monitored NFL practice squads, ranking players for potential signings...Assigned to scout colleges across the country for cross-checking duties. **1999:** Joined the Ravens as a pro personnel assistant.

COLLEGE/PERSONAL: Played FB at Wake Forest for four years... Earned a degree in communications...Worked for a year at an elementary school for children with behavioral disorders in Minneapolis, MN...Was an All-District football selection at Coppel (TX) HS...Also ran track for the Coppel Cowboys... Son of Hubbard Alexander, a former NFL WRs coach who won two championships while coaching receivers at the University of Miami (1983 and 1987) and three while coaching the Dallas Cowboys' receivers (1992, 1993 and 1995)...Chad and his wife, Liz, have three daughters, Morgan (13), Chloe (7) and Charlotte (3).



BALTIMORE
RAVENS

MARK AZEVEDO NORTHEAST AREA SCOUT

COLLEGE: COLBY
BORN: 2/17/82, PLYMOUTH, MA
EXP. (NFL/RAVENS): 11/11

Mark Azevedo is in his third year as the Ravens' Northeast area scout and covers schools from the ACC, Atlantic 10, Big East, Big Ten, Ivy League, MAC, MEAC and SEC. Following each year's draft, Azevedo assists in coordinating the post-draft free agent signing process. Every year in team history, at least one undrafted rookie free agent has earned a spot on the opening-day roster. Azevedo is also assigned to evaluate collegiate defensive backs, viewing tape and ranking those considered "draftable" by the Ravens.

2005-15: (with Baltimore) Assists in coordinating the team's post-draft free agent signing process in addition to scouting the country's northeast corner. **2013:** Named team's Northeast area scout. **2012:** Following the draft, was elevated to cover the Southeast area, including the SEC and ACC, among other southern conferences. **2010:** Named an area scout and assisted with the evaluation of college talent in the Southeast, Southwest and Midwest regions. **2009:** Named a pro scout for the Ravens following the draft...Also served as one of two advance scouts (with assistant director of pro personnel Chad Alexander) for seasonal opponents. **2007-08:** Worked on team advance reports

for the pro personnel department...Also evaluated talent from 20 colleges covering the East Coast from Maine to Virginia... Assisted Sr. VP of football administration Pat Moriarty in studying player contracts and salaries...Helped track and evaluate upcoming free agents...Coordinated pre-draft player visits. **2006:** Advanced the opponents' special teams units.

2004: (with Springfield College) Graduate assistant coach for the FBs...Assisted with recruiting in the states of Florida, Massachusetts and Pennsylvania.

2003: (with Colby College) Worked with the football staff as a student with graduate assistant responsibilities.

COLLEGE/PERSONAL: A four-year contributor at TE for Colby College...Won the Paul "Ginger" Frazier award after his senior season...Graduated with a degree in American studies and minor in administrative science in 2004...Attended Silver Lake Regional (Kingston, MA) HS, where he was captain of the football team his senior year, earning two letters...Also earned one letter in track...Son of Dennis and Diane Azevedo...Mark and his wife, Meghan, who worked in the Ravens front office for three years, have a newborn son, Mason.



BALTIMORE
RAVENS

DAVID BLACKBURN WEST AREA SCOUT

COLLEGE: DePAUW
BORN: 5/26/82, INDIANAPOLIS, IN
EXP. (NFL/RAVENS): 8/8

David Blackburn, who has been with the Ravens since 2007, was named an area scout following the 2012 NFL Draft. In his third year as the team's West area scout, Blackburn covers schools from the Pac-12, Mountain West, Sun Belt and Big Sky conferences. Like other members of the Ravens' personnel department, Blackburn also cross checks players from other scouting areas, evaluating, viewing tape and ranking those considered "draftable" by the Ravens.

2007-15: (with Baltimore) **2013:** Named West area scout. **2012:** Named an area scout following the draft. **2007-11:** After joining the team as a player personnel assistant in 2007, Blackburn served a number of roles within the team's scouting department, including preparing advance scouting reports of upcoming opponents, analyzing free agent prospects for pro personnel, scouting draftable collegiate players at multiple schools and helping coordinate in-season free agent player workouts/visits.

2006: (with Butler University) Graduate assistant coach for the defensive backs.

COLLEGE/PERSONAL: Graduated from DePauw with a degree in economics and minor in history in 2004...Was a four-year starter and captain (senior year) at cornerback for the Tigers, becoming the school's only four-time All-SCAC (Southern Collegiate Athletic Conference) selection...In 2005, David was named to the SCAC's 15th Anniversary Football Team...Earned a spot in the Management Fellows Program for business and entrepreneurship at DePauw...Was a captain at safety for Ben Davis (Indianapolis, IN) HS, the same school that former Ravens WR Tandon Doss attended...Ben Davis was undefeated (15-0) and won the 5A State Championship during Blackburn's senior year...Also played baseball (four years) and basketball (two years) in high school...David and his wife, Kishia, live in Phoenix, AZ.



BALTIMORE
RAVENS

IAN CUNNINGHAM SOUTHEAST AREA SCOUT

COLLEGE: VIRGINIA
BORN: 5/3/85, JACKSONVILLE, NC
EXP. (NFL/RAVENS): 8/8

Ian Cunningham is in his third year as Southeast area scout. He covers schools from the SEC and ACC, among other southern conferences. Cunningham originally joined the Ravens in 2008, spending his first five seasons as a player personnel assistant. He served a number of roles within the team's personnel department, including preparing advance scouting reports of upcoming opponents, helping target and analyze free agent prospects for pro personnel, working with senior VP of football administration Pat Moriarty on draft-day trades and helping format the rookie wage scale for draft picks.

2008-15: (with Baltimore) 2015: For the second year in a row, the Ravens selected their first-round draft pick from Cunningham's area – WR Breshad Perriman, Central Florida (LB C.J. Mosley, Alabama, was chosen in 2014). **2013:** Named the team's Southeast area scout. **2008-12:** Joined the Ravens as a player personnel assistant...Cunningham worked in both college and pro scouting in a number of roles...Led half of the advance scouting reports on

upcoming opponents...Helped with targeting free agent prospects ...Assisted with draft-day trades and the rookie wage scale.

COLLEGE/PERSONAL: Cunningham earned his bachelor's degree in psychology (2007) and his master's in education (2008) from the University of Virginia...Started 30 games at G/C for the Cavaliers, earning honorable mention freshman All-American honors by *Rivals.com*...Made the ACC All-Freshman Team by *The Sporting News*...Earned an ACC player of the week award vs. UNC, also making the ACC Honor Roll as a junior in 2006...Started all four years on the offensive line at Hebron (Carrollton, TX) HS, earning a number of honors: first-team All-State by *AP*, class AAAA All-State, All-Area, All-County and All-District as a senior offensive tackle...Ian was also a finalist for class AAAA Offensive Player of the Year honors, the only lineman among five finalists...Earned first-team All-Area by *The Dallas Morning News*...Also started on the defensive line his final three seasons, earning second-team All-District as a D-lineman as a senior...Played in the U.S. Army All-American Bowl in San Antonio following his senior year.



BALTIMORE
RAVENS

JACK GLOWIK MIDWEST AREA SCOUT

COLLEGE: MIAMI (OH)
BORN: 5/13/56, CLEVELAND, OH
EXP. (NFL/RAVENS): 11/8

Jack Glowik, in his eighth year as an area scout for the Ravens, covers the Midwest region. He scouts schools from the Big 12, Big Ten (including Iowa and Nebraska), the SEC (including Arkansas and Missouri), the WAC and Conference USA. Glowik also evaluates and provides cross-checking evaluation reports for the scouting department. The longtime college coach spent 25 years with five different schools, including his alma mater, Miami (OH). Prior to joining the Ravens in 2008, Glowik scouted the Midwest region for the Miami Dolphins (2005-07).

2008-15: (with Baltimore) 2011: Ravens selected first-round pick CB Jimmy Smith (Colorado) out of Glowik's focus area. **2008:** Joined the Ravens as an area scout.

2005-07: (with Miami) Covered the Mid-central states in the Dolphins' scouting system.

1999-04: (with Northwestern) Spent six years coaching for the Wildcats. **2002-04:** Tutored TEs and fullbacks, as well as special teams. **1999-2001:** Was the D-line and special teams coach.

1990-98: (with Miami-OH) Returned to his alma mater to coach

the defensive line and special teams for nine years.

1988-89: (with Ohio University) Was Ohio's defensive line coach.

1987: (with Youngstown State) Had a one-year stint as OLBs and special teams coach.

1983-84: (with North Carolina State) Was the Wolfpack's defensive line coach.

1979-82: (with Miami-OH) Coached at his alma mater while Ravens head coach John Harbaugh was a student-athlete.

1980: Earned a full-time position coaching the defensive line for three years. **1978-79:** Began his coaching career as a graduate assistant coach.

COLLEGE/PERSONAL: Was a four-year defensive lineman at Miami (OH), earning a bachelor's degree in education in 1978... Was inducted into the school's Hall of Fame in 1988...Jack played on the same HS football team as Ravens Sr. VP of football administration, Pat Moriarty, at Benedictine (Cleveland, OH) HS...Jack and his wife, Beth, have two daughters, Kelsey (21) and Haley (18), and reside in Overland Park, KS.



BALTIMORE
RAVENS

MILT HENDRICKSON MID-REGIONAL SCOUT

COLLEGE: LUTHER COLLEGE
BORN: 2/6/74, HUNTINGTON BEACH, CA
EXP. (NFL/RAVENS): 11/11

After five years as the Midwest scout, Milt Hendrickson was named the team's mid-regional scout following the 2013 NFL Draft. As one of three regional scouts, Hendrickson is responsible for scouting the entire middle section of the United States. Milt is also assigned the offensive lineman position and reports on all of the O-linemen considered "draftable" by the Ravens. He originally joined the Ravens as a personnel assistant in 2005.

2005-15: (with Baltimore) 2013: Was named mid-regional scout following the draft...Scouted and was high on fifth-round pick T Rick Wagner (Wisconsin), who has become team's starting RT. **2012:** Ravens selected G Kelechi Osemele (Iowa State) from Hendrickson's scouting area. **2008:** Promoted to Midwest area scout following the '08 draft. **2006-07:** Worked primarily with the pro personnel staff, serving as one of the team's two advance scouts of seasonal opponents and also tracking free agency... Gained experience in all aspects of the personnel department, including college scouting in the Midwest. **2005:** Joined the Ravens as a player personnel assistant.

2000-04: (with Luther College) 2002-04: Was Luther (Decorah, IA) College's associate head coach/special teams coordinator/offensive line coach...Hendrickson structured and implemented

film analysis and film exchange with opponents...Was also responsible for recruiting and evaluating student-athletes. **2000-01:** Was the team's offensive line/running backs coach...Spent two months as the team's interim head coach, guiding the program through the transition period to a new head coach in 2001.

1997-99: (with De Soto HS) Earned a 26-10 record as the head varsity football coach for De Soto (WI) HS, while teaching language arts and social studies at De Soto Middle School.

1996: (with University of Wisconsin-La Crosse) Was the assistant varsity football coach.

COLLEGE/PERSONAL: Hendrickson was a team captain for both the football and baseball teams at Luther College...Graduated with a degree in history and elementary education...Also earned his master's in exercise and sports science-sport administration from Wisconsin-La Crosse...Was the valedictorian of his senior class at Pecatonica (Blanchardville, WI) HS and was a South All-Star for the 1992 Wisconsin Shrine Bowl...Milt, who interned for the Green Bay Packers during training camp in 2004, and his wife, Amy, have a son, Hutson (10) and two daughters, Avalyn (6) and Jaycie (3)...The family resides in La Crosse, WI.



BALTIMORE
RAVENS

ANDY WEIDL EAST-REGIONAL SCOUT

COLLEGE: VILLANOVA
BORN: 5/24/74, LITTLE ROCK, AR
EXP. (NFL/RAVENS): 18/11

Andy Weidl was named East-regional scout following the 2013 NFL Draft. As one of three regional scouts, Weidl is responsible for scouting the entire eastern section of the United States, including players from the ACC, American Conference, Big Ten, MAC and SEC. Weidl also evaluates and provides cross-checking scouting reports on "draftable" players for the department. Weidl spent three years as the team's Northeast scout and four years as the Ravens' West area scout.

2005-15: (with Baltimore) 2013: Named East-regional scout... Team drafted Kyle Juszczyk (Harvard) from Weidl's focus area. **2012:** Ravens drafted RB Bernard Pierce (Temple) and G/C Gino Gradkowski (Delaware). **2011:** Ravens picked WR Torrey Smith (Maryland) and QB Tyrod Taylor (VA Tech). **2010:** DE Art Jones (Syracuse) was selected in the draft. **2006:** Baltimore selected Pro Bowler DT Haloti Ngata (first round, Oregon) from Weidl's area. **2005:** Joined the Ravens as team's West area scout.

2000-04: (with New Orleans) 2003-04: Was the Saints' Northeast area scout, covering mainly Big East and ACC schools. **2000-02:** Was the Saints' National Combine Scout covering the South.

1998-99: (with Pittsburgh) Spent two years as a player personnel assistant for the Steelers...Assisted in evaluating both college and professional players.

COLLEGE/PERSONAL: Played offensive line at Villanova, while earning his degree in communications (1996) and adding graduate courses...Received a master's degree in human resource development (1997)...Awarded Thomas J. Burke Award for the "most consistent performance and dedication" at Villanova...Weidl, who attended Mt. Lebanon (Pittsburgh, PA) HS, resides with his wife, Aimee, their daughter, Payten (2), and son, Luke (1), in his native Pittsburgh.



BALTIMORE
RAVENS

LONNIE YOUNG WEST-REGIONAL SCOUT

COLLEGE: MICHIGAN STATE

BORN: 7/18/63, FLINT, MI

EXP. (NFL/RAVENS): 25/8 (12 PLAYING / 13 SCOUTING)

Lonnie Young is in his third year as the Ravens' West-regional scout. As one of three regional scouts, Young scouts conferences in the entire western section of the country, including players from the Pac-12, Mountain West, Sun Belt and WAC. Originally joining the Ravens in 2008, he spent five seasons as a West area scout. Young played 12 seasons as a defensive back for three NFL teams (Arizona, San Diego and NY Jets). While away from football, Young was a member of the McDonalds owner/operator program and ran two restaurants prior to going into the staffing industry with Express Personnel services. He began his NFL scouting career with the New York Jets in 2002. After a year in New York, Young spent the next five years with the Arizona Cardinals evaluating players from the western half of the country.

2008-15: (with Baltimore) 2013: Named West-regional scout following the draft. **2012:** Ravens selected CB Asa Jackson (Cal Poly) from Young's focus area. **2011:** First-round pick CB Jimmy Smith (Colorado) was taken in the draft. **2010:** Ravens drafted TEs Ed Dickson and Dennis Pitta, and WR/RS David Reed from Young's area. **2009:** Team selected OLB Paul Kruger (Utah) in the second round of the draft. **2008:** Joined the Ravens as a West area scout.

2003-07: (with Arizona) Cross checked player evaluations for the western half of the country...Was also responsible for scouting additional Midwestern states, including Michigan

and Indiana. **2003-04:** Re-joined the Cardinals, spending two years as the team's national scout.

2002: (with New York Jets) Started his scouting career as a Midwest scout for the last team for which he played.

NFL PLAYER (1985-96): Was originally selected (12th round) by the Cardinals in the 1985 NFL Draft and appeared in 150 career games as a DB for the Cardinals (1985-90), Jets (1991-93, 95-96) and Chargers (1994), earning an AFC Championship ring, along with Ravens director of player development Harry Swayne, while with San Diego...Tallied 720 tackles (540 solo), 11 INTs, 14 FRs, 9 FFs, 44 PD and 2 sacks...In 1985, Young earned All-Rookie honors after leading the Cardinals' secondary with 3 INTs...He received an honorable mention All-Pro honor in 1988...His Jets teammates selected him as their 1993 Ed Block Courage Award recipient after he returned from a career-threatening knee injury...Also received the Jets' Dennis Byrd Award for being the most inspirational player on the team (Byrd suffered a career-ending spinal injury in 1992).

COLLEGE/PERSONAL: Was a two-year starting CB at Michigan State, earning a degree in communications...Was a two-sport athlete for the Spartans, also lettering in track and field...Attended Beecher (Flint, MI) HS and was inducted into the Flint Hall of Fame in 2004...Was a childhood friend and teammate of former Giants LB Carl Banks...Both high school jerseys were retired in the same ceremony.

RAVENS DRAFT WIZARDRY

Adam Schein, Sirius/NFL.com: "Three guarantees in life: Death, taxes and the Ravens ruling the draft. General manager Ozzie Newsome, assistant general manager Eric DeCosta and a great scouting department comprise a front office that always seems to be three steps ahead."

Don Banks, SI.com: "The Ravens are the NFL's gold standard on draft day, consistently making choices that stand the test of time."

Ian Rapoport, NFL.com: "The Ravens' general manager [Ozzie Newsome] has built a perennial playoff participant through the draft, and he's done so by spotlighting the kinds of players the organization is now known for – those who play like they'd do it for free. Gritty, tough and with a love of the game. Hard-nosed, nasty and with a certain violence. If you were choosing sides for a street fight, think about how many Ravens you'd want on your team."

John Clayton, ESPN: "As a player, he was known as the Wizard of Oz, a Hall of Fame tight end who was hard to stop. As a drafter, he's a master of finding the right players."

Mel Kiper, ESPN: "This team wins because it drafts well. Steve Bisciotti is a great owner because he lets his guys do their job. It's a great organization."

Todd McShay, ESPN: "The Ravens are successful, because they ignore needs to take the best player available. There's a reason the Ravens are always picking in the bottom half of the draft. They win and are in the playoffs each year."



BALTIMORE
RAVENS

KEVIN BYRNE

SENIOR VICE PRESIDENT - PUBLIC & COMMUNITY RELATIONS

COLLEGE: MARQUETTE

BORN: 8/20/49, CLEVELAND, OH

EXP. (NFL/RAVENS): 37/20

Kevin Byrne, an integral part of the franchise for 35 years, oversees the Ravens' public and community relations departments. During his NFL career, he has started team marketing, TV and website departments. Byrne has provided media relations assistance at 25 Super Bowls and two Pro Bowls at the NFL's request. His duties have also included contract negotiations, directing the team's marketing department and serving on committees to interview and select Ravens head coaches.

1996-2015: (with Baltimore) 2014: Invited by the NFL to present to front office executives and assistant coaches at the league's annual Career Development Symposium at the University of Pennsylvania's Wharton School in May. **2013:** On Feb. 3, the Ravens defeated San Francisco, 34-31, in Super Bowl XLVII, capturing the franchise's second-ever Lombardi Trophy. **2012 & 2010:** The Ravens' PR staff was honored with the annual Pete Rozelle Award by the Professional Football Writers of America...The national award is given to the NFL PR team that consistently strives for excellence in its service for and relationships with the media. **2008:** Joined a committee of eight to interview and help select head coach John Harbaugh. **2007:** Invited by *The Baltimore Sun* to be the keynote speaker at the annual *Sun* HS Athletes of the Year banquet. **2006:** Was invited by the NFL for the second time (2004) to speak to NFL coaches about media relations. **2005:** Gave a second presentation (2003) to front office executives at the NFL's career-enhancement seminar at Stanford. **2004:** Was promoted to senior vice president of public & community relations. **2001:** Along with Francine Lubera, co-wrote "Super Journey: Diary of the Ravens World Championship Season" following the Super Bowl XXXV victory on Jan. 28, 2001. **1998:** Served on a committee to select Brian Billick as head coach.

1981-95: (with Cleveland) The Browns were the first NFL team to produce their own preseason games and weekly TV shows (1984). **1979-81: (with Trans World Airlines)** Was director of public affairs. **1977-78: (with St. Louis Cardinals)** Joined the NFL as the then-youngest PR director in the league. **1974-77: (with Marquette)** Was the sports information director for his alma mater...Worked with the legendary Al McGuire and the Warriors' 1977 NCAA basketball National Championship team. **1971-74: (with U. of Missouri-St. Louis)** His first job was as the SID for the Rivermen.

COLLEGE/PERSONAL: Earned his degree (journalism) from Marquette (1971), where he was selected to Alpha Sigma Nu, the National Jesuit Honor Society, and was a four-year member of Marquette's wrestling team...In April of 2012, Byrne accepted the Lifetime Achievement Award from Marquette's Department of Intercollegiate Athletics at the university's annual alumni awards ceremony...The honor acknowledged Byrne's excellence, faith, leadership and service throughout his distinguished career...Attended St. Edward (Lakewood, OH) HS, where he is a board member and former chairman of the school's Board of Trustees...Named the St. Edward Alumnus of the Year Award (2000)...Byrne is on the board and is former chair of Goodwill Industries of the Chesapeake and has hosted the annual Gridiron Halloween party for 16 years...Kevin and his wife, Sally, have four children: daughter, Shannon (Kenyon College, master's from Loyola College and doctorate from Fairleigh Dickinson), and sons, Sean (Boston College and master's from USC), Tim (Maryland Institute College of Art) and Conor (Boston College)...Tim and his wife, Jen, have a son (Wyatt, 5).



Kevin Byrne (third from the left) and the Ravens' PR staff (from left to right) – Marisol Renner, Patrick Gleason, Chad Steele, Karen McGee and Tom Valente – were honored with the 2012 and 2010 Pete Rozelle Awards, presented annually to the NFL PR team that strives for excellence in its service for and relationships with the media. D. Orlando Ledbetter (middle), a member of the Professional Football Writers of America, presented the national honor for 2012 on 8/15/13.



BALTIMORE
RAVENS

JON DUBÉ SENIOR DIRECTOR OF FOOTBALL VIDEO OPERATIONS

BORN: 4/28/65, HARRISBURG, PA
EXP. (NFL/RAVENS): 33/20

Jon Dubé, who is in his 33rd season with the organization, is the Ravens' senior director of football video operations. Dubé runs the football video department with director of football video operations Mark Bienvenu and manager Collin Ferguson. The group works closely with the coaching staff to provide footage both of the team's practices and games and opponent game film from the NFL's Club Game Exchange Network.

1996-2015: (with Baltimore) 2015: Is serving his fifth-straight season on the six-man NFL Video Directors Committee, helping implement the league's Still Shot Printer System... Has also provided leadership for the NFL when teams transferred from standard definition to high definition video... Works closely with the league's Competition Committee on NFL rules and regulations. **2014:** Promoted to senior director of football video operations. **2012:** Earned his second Super Bowl ring following the team's victory over the 49ers in Super Bowl XLVII. **2004:** Transitioned the team into digital

video, which provided the coaches easier access to the video data...Through their computer software, coaches are able to create their own cut-ups of practices and games, making the process more streamlined. **2000:** Provided tape for the coaching staff and players of the Super Bowl XXXV Championship team. **1996:** Was invited by owner Art Modell to join the team in the move to Baltimore as the team's director of football video operations.

1983-1995: (with Cleveland) 1985: Was named the assistant film/video director for the Browns. **1983:** Joined the Browns in the facilities and field maintenance department.

COLLEGE/PERSONAL: Jon and his wife, Diane, have two sons, Brian, who served two tours for the U.S. Army – one in Iraq and one in Afghanistan – and is now working towards his college degree, and Jacob, who is in his fourth year studying public relations at York (PA) College...The Dubés also are the proud parents of three Scottish Terriers, Angus, MacKenzie and Malcolm.

HARBAUGH IMMORTALIZED WITH STATUE AT ALMA MATER

In April 2014, head coach John Harbaugh was inducted into Miami (OH) University's "Cradle of Coaches Association" and was immortalized with an on-campus statue. Harbaugh's statue joins existing Cradle of Coaches statues for Earl "Red" Blaik, Paul Brown, Carm Cozza, Paul Dietzel, Weeb Ewbank, Ara Parseghian, John Pont and Bo Schembechler. The Cradle of Coaches honors Miami graduates who have earned recognition as national collegiate or professional Coaches of the Year, who have been inducted into the College Football Hall of Fame or the Pro Football Hall of Fame, or whose teams won national collegiate or professional/Super Bowl championships.

Harbaugh was overwhelmed by the honor and by the many supporters, including Ravens GM Ozzie Newsome and team president Dick Cass, who attended the ceremony.

"I don't think you can even express what something like this means. I've been trying to figure it out," he said. "There's nothing like Miami. There's nothing like being back here. Words can't describe my gratitude for being part of this."

Both of John's parents, Jack and Jackie (pictured at right), his brother, University of Michigan head coach Jim Harbaugh, sister, Joani, wife, Ingrid (at right), and daughter, Alison (at right), all made the trip to Oxford, Ohio.

The cross-country visit from Jim was a surprise: "There have been a lot of proud moments, but I've never been more proud of [John] than I am today," Jim said. "I always prided myself on being the tallest Harbaugh, but that all changed today when they unveiled that statue."





BALTIMORE
RAVENS

WILLIAM SHERIDAN EQUIPMENT MANAGER

COLLEGE: TOLEDO
BORN: 1/23/67, LAKEWOOD, OH
EXP. (NFL/RAVENS): 26/9

William Sheridan, named the Ravens' equipment manager in May 2012, is in the 26th season of his NFL career and his ninth in Baltimore. Sheridan's career spans three professional sports, having been involved with the NFL, NHL and MLB. He leads a department comprised of assistant equipment managers Tom Wood and Kenico Hines and equipment assistant Patrick Casey.

2007-15: (with Baltimore) 2012: Named the Ravens' head equipment manager. **2007:** Joined the team after serving 10 seasons with the Tennessee Titans/Oilers.

1997-2006: (with Tennessee) 1997: Joined the Oilers, who were renamed the Titans in 1999, as an assistant equipment manager...In addition to working with the franchise, Sheridan – an avid hockey fan – volunteered his time regularly assisting the NHL's Nashville Predators' equipment staff from 1998-2006.

1996-97: (with South Florida) 1996: Was named the first-ever football equipment manager for program's inaugural season.

1989-95: (with Cleveland) 1993: Became a member of the National Equipment Managers Association. **1991:** Was named assistant equipment manager. **1989:** Joined the Browns' equipment staff in an internship capacity, working with the team for two seasons in that role.

COLLEGE/PERSONAL: Attended Toledo and majored in information technology...William and his wife, Mollie, have a son, William (15) – who plays in multiple competitive youth hockey leagues – and two daughters, Caitlyn (11), a standout gymnast, and Bryn (9), an avid swimmer...The family resides in Hanover, PA...Sheridan's father, Bill, who also spent time working with the Browns, was the Cleveland Indians' longtime clubhouse manager, beginning his career as a bat boy in 1948 for the pennant-winning club...Because of this, William grew up regularly assisting the Indians' clubhouse staff, also working one season as a bat boy.



BALTIMORE
RAVENS

MARK SMITH HEAD CERTIFIED ATHLETIC TRAINER

COLLEGE: BALL STATE
BORN: 4/19/56, NIAGARA FALLS, NY
EXP. (NFL/RAVENS): 31/20

Mark Smith, named the Ravens' head certified athletic trainer in May 2011, is in his 31st season with the franchise. One of the NFL's longest-tenured trainers, Smith was appointed to his current position following the retirement of Bill Tessenorf, who worked with the club for 38 years.

1996-2015: (with Baltimore) 2011: Named the Ravens' head certified athletic trainer in May. **1996:** Was one of 28 employees invited to join the team during the franchise's move to Baltimore.

1985-95: (with Cleveland) 1989: Smith served on a crew that was honored as the "NFL's Athletic Training Staff of the Year" by the Professional Football Athletic Trainers Society...The group was recognized at the annual Ed Block Courage Awards banquet held each March in Baltimore. **1985:** Joined the Browns as an assistant trainer...Also worked for the Browns' training staff during their 1979-85 training camps while he was employed full-time at Kent State.

1978-85: (with Kent State) Joined the training staff at Kent State, where he initially served as a graduate assistant in 1978 but was hired on a full-time basis shortly thereafter...Also worked for the Browns' training staff during their 1979-85 training camps.

COLLEGE/PERSONAL: Graduated from Ball State with a B.S. in health education and a minor in athletic training (1978)...Mark and his wife, Peggy, have a daughter, Lyndsey, and son, Mark...A graduate student studying art history, Lyndsey attends York University in England and is a member of its PhD program...As an undergrad, she was a four-year letter-winner on the swim team at Penn State...Mark, who was a standout pitcher on the Bridgewater College baseball team, graduated from the school in the spring of 2013 with a degree in health and exercise science...He was named the Carroll County Player of the Year as a senior pitcher at Westminster (MD) HS in 2009.



BALTIMORE
RAVENS

MICHELLE ANDRES

SENIOR VICE PRESIDENT OF DIGITAL MEDIA & BROADCASTING

COLLEGE: FLORIDA
BORN: 1/21, MADISON, WI
EXP. (NFL/RAVENS): 10/10

Michelle Andres, who joined the Ravens in 2006, leads the franchise’s digital media and broadcasting departments with the goals of serving and engaging the team’s vast fan base and providing sponsors with powerful vehicles to reach that fan base.

Andres is responsible for the team’s social media, BaltimoreRavens.com, mobile channels, online sales, email and database marketing, market research, photography and television programming.

The team is consistently ranked near the top of NFL clubs in Digital KPIs despite having one of the smallest markets in the league. And, the foundation of the Ravens’ digital media and broadcasting efforts is, first and foremost, compelling content – information that not only provides fans with comprehensive coverage of the team, but also provides a glimpse behind the scenes and under the helmet.

Prior to working for the Ravens, Andres spent nine seasons with the NBA’s Orlando Magic – seven in public relations overseeing corporate communications and government relations and two leading the franchise’s newly-formed interactive marketing department.

Currently an adjunct professor at Georgetown University’s Sports Industry Management Graduate Program, Andres teaches sports digital media and enhanced consumer engagement.

A native of Gainesville, FL, Andres earned her master’s degree in political campaign management from the University of Florida and her bachelor’s degree in political science from Furman University.



BALTIMORE
RAVENS

BOB ELLER

SENIOR VICE PRESIDENT OF OPERATIONS

COLLEGE: TOWSON
BORN: 11/8/60, BALTIMORE, MD
EXP. (NFL/RAVENS): 32/20

Bob Eller is in his 29th season with the franchise and his 32nd in the NFL. Eller directs the day-to-day operations of the team, including at the Under Armour Performance Center, summer training camp and minicamps, team travel and catering for the players, coaches and staff. The Baltimore native has been with the franchise since 1987, serving in both the public relations and operations departments.

In 2004, Eller directed the team’s move to the new facility. In his history with the team, he also wrote and edited media guides and other PR-related materials, as well as coordinating the operations of the game day stats crew.

Eller’s career began as an intern for the Baltimore Colts in 1983, while a senior at Towson University (business administration). A year later, the team’s first in Indianapolis, he joined the club and was quickly promoted to director of public relations. Eller then moved to Cleveland in 1987 to

become the Browns’ assistant director of public relations. He was promoted to director of operations and information in 1991. Bob was then invited to join the team in the move to Baltimore in 1996, helping to facilitate many of the start-up functions for the new Ravens.

Eller has worked eight Super Bowls for the NFL, plus two for the Ravens during their 2000 and 2012 seasons. He served as the Browns’ primary league office liaison when the NFL launched the player assistance and development programs.

Bob is also an active supporter of the St. Vincent’s Center for abused children. He has a daughter, Erin (22) and a son, Joey (19). Erin is University of Delaware graduate (neuroscience) and works at a medical education facility in Philadelphia. Joey is a sophomore at the University of Maryland Baltimore County, where he studies information technology.



BALTIMORE
RAVENS

JEFF GOERING

SENIOR VICE PRESIDENT OF FINANCE/CFO

COLLEGE: ROCKHURST (KANSAS CITY, MO)
BORN: 12/29/67, TULSA, OK
EXP. (NFL/RAVENS): 17/17

Jeff Goering, who joined the club in 1999, oversees the Ravens' finance, human resources and information technology departments. He is also the primary contact for insurance and risk management matters. In terms of financial relations, Goering leads the strategic planning, budgeting, financial reporting, tax and audit processes. He also serves as the primary financial liaison with the Maryland Stadium Authority, working with various stadium contractors and event promoters.

In overseeing the HR and IT departments, he focuses on matters such as staffing, employment policies/benefit plans, hardware/software applications and network security/infrastructure.

Prior to being named senior VP of finance in 2015, Goering served as the Ravens' VP of finance/chief financial officer (2008-14). He was elevated to senior director of finance in 2004 after spending five years as the organization's controller.

As a senior consultant for PricewaterhouseCoopers in Dallas, Goering worked with many sports entities, preparing financial feasibility studies, market assessments and economic impact analyses for proposed new or expanded sports venues.

He received his master's of science in sports management from the University of Massachusetts in 1998. During that time, he also served as a consultant in the evaluation and preparation of Boston Red Sox salary arbitration cases.

Goering spent a year in the Philippines as a community development volunteer for the Presbyterian Church, USA, in 1995-96. He received a B.S. in business administration from Rockhurst (Kansas City, MO) University.

Jeff, who serves on the board of the Ravens Foundation, earned his CPA certificate in 1992. He and his wife, Sheryl, have two daughters, Olivia (14) and Carly (12), and a son, Daniel (9).



BALTIMORE
RAVENS

BAKER KOPPELMAN

SENIOR VICE PRESIDENT OF TICKET SALES & OPERATIONS

COLLEGE: GUILFORD (GREENSBORO, NC)
BORN: 2/7/67, BALTIMORE, MD
EXP. (NFL/RAVENS): 20/20

Baker Koppelman has been with the Ravens since their 1996 inception. He oversees the team's PSL, season ticket and hospitality sales, ticket operations, ticket distribution, customer service, club level service and retail sales, and he assists with attracting events to M&T Bank Stadium. In relation to his roles, Koppelman helped create an internal committee tasked with reviewing and improving overall fan experience.

Koppelman has worked in professional sports ticketing operations since 1987, selling Baltimore Orioles tickets at Memorial Stadium during the summer while earning his sports management and economics degrees at Guilford College (Greensboro, NC), where he graduated in 1990.

He worked his way to a full-time position with the Orioles in 1991, helping manage the stadium box office and contributing with the seating relocation from Memorial Stadium to Oriole

Park at Camden Yards in 1992. He then spent a season with the San Diego Padres in 1995, before returning to his hometown to join the Ravens prior to their inaugural season in Baltimore.

Koppelman has helped M&T Bank Stadium and the Ravens host a Billy Joel and One Direction concert (both July 2015), Jay-Z and Beyonce's On the Run Tour (July 2014) and The Legends of The Summer Tour, featuring Justin Timberlake and Jay-Z (August 2013). Baltimore also hosted a U2 concert in June 2011, Monster Jam in June of 2011-13, a Kenny Chesney concert in 2008, international soccer matches between Chelsea and AC Milan (2009), Manchester City and Inter Milan (2010), and Tottenham and Liverpool (2012), and the CONCACAF Gold Cup (2013 and 2015).

Koppelman is a graduate of St. Paul's School (Baltimore), and Baker's wife, Reba, is the Ravens' director of finance.



BALTIMORE
RAVENS

KEVIN ROCHLITZ

SENIOR VICE PRESIDENT OF CORP. SALES & BUSINESS DEVELOP.

COLLEGE: WYOMING
BORN: 1/5/71, CASPER, WY
EXP. (NFL/RAVENS): 13/13

Kevin Rochlitz joined the Ravens in 2003 and was promoted to senior vice president of corporate sales and business development in 2015. He leads the Ravens' corporate sales department, which includes national and regional partnerships, broadcasting contracts – including day-to-day operations with WBAL-TV, WBAL Radio and 98Rock – and M&T Bank Stadium suite sales.

Among the contracts completed by Rochlitz are partnerships with MedStar Health, AAA, Visa, Coca-Cola, MillerCoors, Anheuser-Busch, Verizon, Southwest Airlines, Ticketmaster and Dietz and Watson. At M&T Bank Stadium, he created and sold the Talon Pub, as well as the club level bars.

In 2014, Rochlitz led a sales team that completed a 10-year, \$60 million partnership extension with M&T Bank, including the continuation of naming rights to M&T Bank Stadium and several community-focused programs. In 2012, he coordinated a partnership with Under Armour, which led to the team's training facility being named the Under Armour Performance Center.

Rochlitz also spent five years as senior VP of sales for Mandalay Sports and Entertainment/Mandalay Pictures, owners of the Dayton Dragons and Frisco Rough Riders. He coordinated the new stadium construction and sold naming rights for each venue (Fifth Third Field in Dayton, Ohio, and Dr Pepper Ballpark in Frisco, Texas). From 1996-97, he was one of the youngest assistant athletic directors in NCAA Division I-A for the University of Miami.

Rochlitz serves on the board of advisors for the D.E.B.S. Sport Business Management program at the University of Central Florida and on the NFL Club Business Development Committee. He is also on the Signal 13 Foundation with the Baltimore City Police Department.

In 2011, he was selected by the U.S. Department of Defense and Secretary Robert Gates to join the Joint Civilian Orientation Conference to better understand and promote the U.S. military.

Rochlitz earned a degree in marketing from Wyoming. He and his wife, Melissa, have a daughter, Riley (12).



BALTIMORE
RAVENS

ROY SOMMERHOF

SENIOR VICE PRESIDENT OF STADIUM OPERATIONS

COLLEGE: ST. THOMAS (MIAMI, FL)
BORN: 1/14/58, BALTIMORE, MD
EXP. (NFL/RAVENS): 20/20

Roy Sommerhof joined the Ravens during their inaugural season in 1996. He manages all aspects of M&T Bank Stadium, including gameday parking and transportation, security, guest services, custodial services, catering, medical services and stadium maintenance.

Since the stadium's 1998 opening, he has spearheaded efforts to make it one of the NFL's best, supervising significant improvements to lower and upper concourses, the suite and club levels, the installation of high definition video boards and the addition of a high-density WiFi network. In the spring of 2013, the Ravens announced a two-year, \$35 million upgrade investment to enhance the fan experience at the stadium.

With his leadership, M&T Bank Stadium received a LEED Gold Certification (Nov. 2013), becoming the first North American outdoor stadium of any kind to achieve this distinction.

Prior to joining the Ravens, Sommerhof spent 16 years working

in ticket sales and stadium operations for the Orioles. He played a key role in the planning, development and execution of the 1992 opening of Oriole Park at Camden Yards.

During his career, he has been involved with numerous special events, including hosting both Pope John Paul II at Oriole Park (1995) and the Queen of England at Memorial Stadium (1991), and the MLB All-Star Game at Oriole Park (1993).

He is also the former chairman of the Gridiron Stadium Network, a consortium of 12 NFL facilities that creates awareness and promotes the assets of its members. The GSN works to optimize opportunities to expand the use of the state-of-the-art facilities for new sports, entertainment, public and private events.

Sommerhof, who was recognized recently by the Stadium Business Summit as a finalist for 2015 Executive of the Year honor, has a degree in sports administration from St. Thomas. He and his wife, Lina, have two sons, Drew (21) and Cole (13).

FRONT OFFICE EXECUTIVES



TERESA ABATO

VICE PRESIDENT OF SUITE SALES & SERVICE

COLLEGE: COLLEGE OF NOTRE DAME

BORN: 2/26, BALTIMORE, MD

EXP. (NFL/RAVENS): 18/18

For over 17 years, Theresa Abato has been responsible for all aspects of the Ravens' private suite business, including sales, client relations and operations for both Ravens games and third-party events. She is responsible for managing suite inventory/ticketing, setting revenue/expense budgets, contracts and fulfillment for 130 suites. Abato and her team of Josh Hartman and Hayward Sawyers are committed to reinforcing the first-class standards of the Ravens. Since M&T Bank Stadium's 1998 opening, Theresa has been charged with creating and executing the valuable amenities and experiences suite owners receive. She has been instrumental in growing the suite business from 95 season-owned and 17 "gameday" suites to being soldout in full-season suite relationships for 11-consecutive seasons.



ED BURCHELL

VICE PRESIDENT OF STRATEGIC PARTNERSHIPS & SALES

COLLEGE: VIRGINIA

BORN: 2/13/66, BALTIMORE, MD

EXP. (NFL/RAVENS): 14/14

Ed Burchell drives the organization's strategic partnerships and sales, building revenue, brand awareness, market growth and leadership presence. Partnerships include: Smyth Jewelers, Giant Food, McCormick & Co., Exelon/Constellation, Maryland Lottery, Advance and Utz. Founded the Ravens Executive Connection and co-founded the Ravens All Community Team & NFL Football Challenge, both hallmark connectivity initiatives. From 1991-2002, he was an executive/officer with Meridian Healthcare/Genesis Health Ventures. Civic leadership commitments include: Ravens Foundation; Loyola - Blakefield Board of Trustees; Catholic Charities Committees; STEM Education Advisory Board; GBC LEADERship 2011 graduate, class captain & Board of Director; 2015 Class - Maryland Leadership. He and his wife, Kelly, have two sons: Edward (17) and Alexander (13).



JIM COLLER

VICE PRESIDENT OF FINANCE

COLLEGE: PENN STATE

BORN: 1/30/71, PHILADELPHIA, PA

EXP. (NFL/RAVENS): 17/17

Jim Coller joined the Ravens in 1999. During his time with the organization, he has served a variety of roles in the finance department with responsibilities that have included overseeing day-to-day accounting functions of the team, assisting in the systematization of key financial activities, coordinating third-party audits, and serving as a liaison with various team partners. Prior to joining the Ravens, the Philadelphia native worked for KPMG LLP for five-and-a-half years serving as an auditor for various clients, including the Philadelphia Phillies. Jim is a proud alumnus of Penn State University, where he graduated with a bachelor's degree in accounting. When he is not balancing the books, Jim enjoys spending time with his family. He and his wife, Hope, reside in Hanover, PA, with their two boys, Alex (5) and Evan (1).



BRAD DOWNS

VICE PRESIDENT OF MARKETING

COLLEGE: ROBERT MORRIS

BORN: 02/22/77, WILLIAMSPORT, MD

EXP. (NFL/RAVENS): 14/14

Brad Downs, who joined the Ravens in 2002, leads the team's marketing, branding, game entertainment, fan development, promotions and partnership activation efforts. Under Downs' guidance, the team's youth initiatives were revamped, led by the creation of RISE, a first-of-its-kind youth football platform to encourage participation in the sport and engage with youth through high school football participation. In 2014, the Ravens were recognized by iMedia Connection as an NFL team with the best marketing efforts, due in large part to the team's continued success of its *Purple* fan club for women, nearing 30,000 members. Brad, a graduate of Robert Morris University, also serves on the board of the Ravens Foundation. He and his wife, Amy, have a son, Zachary (1).

FRONT OFFICE EXECUTIVES



ELIZABETH JACKSON VICE PRESIDENT OF HUMAN RESOURCES

COLLEGE: MARYLAND, BALTIMORE COUNTY (UMBC) **BORN:** 5/25, BALTIMORE, MD **EXP. (NFL/RAVENS):** 12/12

Elizabeth Jackson joined the Ravens in 2004. Originally hired as the club's first-ever director of human resources, she designed, developed and implemented many of the HR practices currently in use for the team. Jackson is responsible for the direction and management of the team's HR functions, and together with her staff, she manages hiring, benefits administration, performance and compensation management, employee relations, organizational development, employee engagement and satisfaction. Jackson serves as secretary on the board of the Ravens Foundation, and she is the lead liason with charitable partner The One Love Foundation. The Baltimore native has her B.A. in psychology from UMBC and her Professional in Human Resources Certificate. An avid runner, she lives in Canton with her golden retriever, Roxy.



BILL JANKOWSKI VICE PRESIDENT OF INFORMATION TECHNOLOGY

COLLEGE: JOHN CARROLL **BORN:** 6/5/65, CLEVELAND, OH **EXP. (NFL/RAVENS):** 30/20

Bill Jankowski has been with the franchise in a full-time role since 1986. He was one of 28 to join Art Modell in the team's 1996 move to Baltimore. Jankowski guides the Ravens' I.T. department to support many technological functions for the organization, including business, coaching, stadium, scouting, public relations and training operations. He helped the team through the transition of moving to Baltimore and has kept the organization on par with today's ever-changing technology world. The Cleveland native works with senior director of I.T. Nick Fusee, I.T. Security Manager Evan Woodard and I.T. coordinator Kevin Boyle to support the coaching and scouting staffs, assisting with their unique software programming. The software assists the coaches in game-planning and game analysis, combining with the football video department.



CHAD STEELE VICE PRESIDENT OF PUBLIC RELATIONS

COLLEGE: WINTHROP **BORN:** 10/11/74, WEST POINT, NY **EXP. (NFL/RAVENS):** 17/14

In his 14th season with the Ravens, Chad Steele directs media efforts for the players, coaches and team executives as a key liaison with the local and national media. Steele and the public relations department support other areas in the organization, including providing research for the coaching and football personnel departments, and serving the corporate sales and marketing staffs in their business development efforts. Originally a 1998 season-long intern with the Ravens, he rejoined the team in 2002, following three seasons in the San Francisco 49ers' media relations department. Steele also served two training camp internships with the Carolina Panthers (1996-97). A 1997 graduate of Winthrop University (business administration), Chad and his wife, Wendy, have a daughter, Dylan (5), and a son, Colt (1).

M&T BANK PARTNERSHIP



On May 21, 2014, M&T Bank and the Baltimore Ravens announced a 10-year, \$60 million extension of their partnership, which includes the continuation of naming rights to M&T Bank Stadium and an array of community-focused programs, including a new initiative focused on helping at-risk children in Baltimore. The partnership, which began as a 15-year agreement in 2003 and is now extended

through 2027, has proven to reach far beyond the stadium and into the community through a range of joint initiatives, including the Touchdown for Teachers program, which honors and recognizes local teachers for their leadership, dedication and commitment to education and for their outstanding service to their school, students and community.

2015 RAVENS STAFF



T.J. A'BECKET
Ticket Operations & Distribution Manager



DAN ADELMAN
Athletic Training Assistant



SAM BELL
Physical Therapist



BRANDON BERNING
Player Personnel Assistant



MARK BIENVENU
Director of Football Video Operations



HEATHER BLOCHER
Senior Manager, Advertising & Marketing



KATIE BOLLINGER
Coordinator, Marketing & Advertising



TRICIA BOSLEY
Medical Services Assistant



KEVIN BOYLE
Information Technology Coordinator



MATT BREVET
Broadcasting Manager



CINDY BROWNING
Media & Client Services Manager



ANNELIESE BRUCE
Graphic Designer



MIKE BURKE
Senior Manager of Ticket Sales & Hospitality



JOEY CLEARY
Player Personnel Assistant



AARON CLINE
Senior Account Executive



DANA CLINE
Senior Payables Manager



JOHN CLINE
Event & Guest Services Senior Manager



EVAN COHEN
Stadium Operations Assistant



DAN CONDON
Corporate Sales Account Executive



EDDIE COUGHLAN
Production Manager



MELVIN CROSS
Security



PHIL CUNNINGHAM
Producer



HEATHER DARNEY
Dir. of Community Relations/Exec. Dir., Ravens Foundation



LISA DIXON
Dir. of Special Events/Special Assistant to the President



2015 RAVENS STAFF



MAGGIE DOMANOWSKI
Player Personnel
Admin. Assistant



KEVIN DOMBOSKI
Assistant Certified
Athletic Trainer



GARRETT DOWNING
Staff Writer



JOHN EISENBERG
Columnist



SARAH ELLISON
Digital Media
Editor/Writer



ERIC EVERS
Groundskeeper/
Equipment Assistant



JOAN FENNEKOHL
Director of Team
Travel



COLLIN FERGUSON
Football Video
Operations Manager



KIM FERGUSON
Manager, Marketing
& Partnership
Activation



BRYAN FILKINS
Fields & Grounds
Supervisor/Equipment
Assistant



DON FOLLETT
Head Groundskeeper/
Senior Director of
Fields & Grounds



NICK FUSEE
Sr. Director of
Information
Technology



TINA GALDIERI
Cheer Coordinator



DAVID GHOSTLAW
Team Operations
Assistant



PATRICK GLEASON
Assistant Director of
Public Relations



JOSH HARTMAN
Senior Manager
of Suite Sales &
Services



SHARON HELLER
Seamstress



ERIN HERBERT
Digital Media
Coordinator



KENICO HINES
Assistant Equipment
Manager



PHIL HOFFMANN
Team Photographer



VERNON HOLLEY
Security
Manager



PATTI HOLTERY
Senior Payroll
Manager



SHAWN HUBBARD
Team Photographer



ERIC HUBBS
Ticket Sales
& Hospitality
Coordinator

2015 RAVENS STAFF



Laura Humphreys
Manager, Marketing
& Partnership
Activation



Chris Inouye
Director of Retail



Brittany Jorge
Motion Graphics
Coordinator



Becca Kany
Social Media
Coordinator



Kate Kasabula
Director of Client
Services



Sean Kauffman
Assistant
Groundskeeper



Matt Klug
Facilities
Maintenance
Manager



Reba Koppelman
Director of Finance



Jack Krabbe
Corporate Sales
Account Executive



Corey Krawiec
Player Personnel
Assistant



Dave Lang
Senior Manager,
Digital Media



Laura Leizear
Seamstress



Toni Lekas
Receptionist



Ken Lisse
Senior Designer



Matt Little
Manager, Marketing
& Football Outreach



Pam Lund
Executive Assistant
to the Owner



Megan Malek
Retail Manager



Ilsa Marden
Manager, Events &
Game Entertainment



Jessica Markison
Director of
Football Administration



Keith Mathews
Senior Facilities
Maintenance
Manager



Adam Mazalewski
Senior Manager of
Ticket Operations



Nadège McCall
Customer Service
Manager



Liz McCroskey
Accounting Manager



David McDonald
Football Systems
Developer



2015 RAVENS STAFF



BRYAN McDONOUGH
Manager,
Design



MARLON McLEAN
Facilities Assistant



RON MEDLIN
Assistant Certified
Athletic Trainer



RYAN MINK
Staff Writer



JAY O'BRIEN
Director of
Broadcasting &
Gameday Productions



JESSE ODEN
Security



P.J. PETEL
Assistant
Groundskeeper/
Equipment Assistant



KELLY QUINLAN
Community Relations
Coordinator



WILL RANNEY
Groundskeeper/
Equipment Assistant



ANDREW RAPHAEL
Player Personnel
Assistant



BUD REINECKE
Team Services
Manager



MARISOL RENNER
Publications &
Public Relations
Specialist



KATHY RESNIK
Seamstress



DARREN SANDERS
Senior Director
of Security



HAYWARD SAWERS
Suite Services
Coordinator



EMILY SCERBA
Community Relations
Manager



NATALIE SHAFFER
Seamstress



RON SHAPIRO
Special Advisor
to the Owner



JOHNNY SHELTON
Team Chaplain



CRAIG SINGLETERRY
Security



LINDSAY SMITH
Client Services
Coordinator



JULIE TAMBUSI
Human Resources
Generalist



WHITNEY TAYLOR
Customer Service
Coordinator



ROB TUNE
Entertainment &
Events Coordinator

2015 RAVENS STAFF



CHAD UNITAS
Client Services
Associate



TOM VALENTE
Public Relations
Coordinator



JOBIE WALDT
Stadium Operations
Senior Manager



KEITH WELDON
Director of Sales



VALARIE WIDEMAN
Receptionist



CODY WILLIAMS
Sponsor Fulfillment
Coordinator



MATTIE WOOD
Client Services
Coordinator



TOM WOOD
Assistant
Equipment Manager



JOHN ZIEMANN
Band Coordinator


20-YEAR RAVENS



As we celebrate our 20th season in Baltimore, we'd like to recognize the following members of the organization who have spent all 20 years serving the Ravens:

Name	Title
Kevin Byrne	Sr. VP Public & Community Relations
Eric DeCosta	Assistant General Manager
Jon Dubé	Sr. Director of Football Video Ops.
Bob Eller	Sr. VP of Operations
Patti Holtery	Sr. Payroll Manager
Bill Jankowski	VP of Information Technology
Baker Koppelman	Sr. VP of Ticket Sales & Operations
Jessica Markison	Director of Football Administration
Pat Moriarty	Sr. VP of Football Administration
Ozzie Newsome	General Manager & Executive VP
Vincent Newsome	Director of Pro Personnel
Bud Reinecke	Team Services Manager
Mark Smith	Head Certified Athletic Trainer
Roy Sommerhof	Sr. VP of Stadium Operations
Jobie Waldt	Stadium Operations Sr. Manager
Joe Heller	Team Services Assistant (part-time)

TEAM PHYSICIANS/ MEDICAL STAFF



DR. ANDREW TUCKER
Head Team Physician



DR. LEIGH ANN CURL
Chief Orthopedic
Surgeon



DR. SEAN CURTIN
Associate Team
Physician



DR. JAMES DREESE
Associate Team
Physician



DR. RICHARD HINTON
Associate Team
Physician



SUE JAMES
Team Nutritionist



DR. RICHARD LEVINE
Associate Team
Physician



DR. ALAN SOKOLOFF
Team Chiropractor



DR. DAVID BALLENGER
Team Chiropractor



UNDER ARMOUR PERFORMANCE CENTER



The Ravens moved into their 200,000-square-foot training facility in mid-October of 2004. The building, which was named the Under Armour Performance Center in June of 2012, features a brick and stone exterior. The fieldhouse is 90,000 square feet and includes a strength-training area and a full-size indoor practice field. The facility's outdoor practice fields and fieldhouse sit on 32 acres, and the entire complex was completed in December of 2004. Almost all of the physical construction on the project was provided by Baltimore-area companies and workers.

The facility includes a full-service kitchen, cafeteria, player support functions, basketball and racquetball courts, TV/radio studios, plus state-of-the-art requirements for NFL training. Also included at the facility are executive offices, meeting rooms, three outdoor fields and media areas that offer wireless Internet capability.

Approximately 200 Ravens are housed at the headquarters in Owings Mills. The ticket office and stadium operations remain at M&T Bank Stadium.

"Everything a team needs to help prepare it to win is available to us," general manager & executive vice president Ozzie Newsome stated. "Steve [Bisciotti] has delivered a first-class, state-of-the-art training facility and office complex."



The Ravens have three grass practice fields – all Bermuda Grass – at the Under Armour Performance Center in Owings Mills, MD.



The Under Armour Performance Center houses a new radio and TV studio that the team, Comcast SportsNet and WBAL utilize for their in-house broadcasting purposes.



The Ravens' indoor facility has a full, 100-yard field with the same surface (Shaw Sportex "Momentum 51" turf) used at M&T Bank Stadium.



RAVENS IN OUR COMMUNITY



RAVENS FOUNDATION

The Ravens Foundation, Inc. is committed to improving, encouraging and enabling the healthy development of youth in the Baltimore area, as well as other parts of the state of Maryland. The foundation focuses on programs that help youth, and in some cases their families, with various needs, including housing, hunger, education, athletics and mentoring. Please visit BaltimoreRavens.com/community for more information.

The Ravens Foundation regularly gives financial and volunteer support to several Baltimore-area charitable partners.

Among our current charitable partners:

Boys Hope Girls Hope – The nonprofit helps children in need meet their full potential by providing value-centered, family-like homes, opportunities and education through college.

Bridges Baltimore – An enrichment institute that offers Baltimore City youth access to a nine-year support network of after school programs that set them on a path to become future leaders.

My Sister's Circle – A comprehensive, relationship-based program designed to mentor disadvantaged girls in Baltimore during their challenging transition starting from middle school into college.

Playworks Maryland – A program that creates a place for every kid on the playground – a place where every kid belongs, contributes and is a part of the game.

Athletes Serving Athletes – A program that empowers individuals with disabilities to train and compete in mainstream running and triathlon events.

ALL COMMUNITY TEAM



The mission of the All Community Team (ACT) is to increase corporate and community awareness of the Ravens Foundation, Inc., player foundations and associated local charitable organizations.

Through a wide variety of activities and events, the ACT makes a positive impact in the Maryland area while strengthening ties between the Ravens, their partners and the community. Title sponsor, M&T Bank, joins additional Baltimore corporations as the ACT provides financial and volunteer support to many Ravens community service projects.



RAVENS FOUNDATIONS

Many Ravens have taken their passion for giving to a higher level by establishing their own charitable foundations. To learn more about their foundations and how they impact hundreds of lives each year, please visit www.BaltimoreRavens.com/community.

O.J. BRIGANCE

Brigance Brigade
BriganceBrigade.org



CHRIS CANTY

The Chris Canty Foundation
ChrisCantyFoundation.org



MATT ELAM

T.E.A.M. Elam Foundation
TeamElam.org



MATT SCHAUB

GR8 Hope Foundation
GR8HopeFoundation.com



STEVE SMITH SR.

Steve Smith Family Foundation
SteveSmithFamilyFDN.org



DeANGELO TYSON

The Tyson Foundation
TheTysonFoundation.org



LARDARIUS WEBB

Lardarius Webb Foundation
LardariusWebb21.com






L.I.F.T. CONFERENCE



The Ravens hosted their inaugural L.I.F.T. (Leading and Inspiring Females to Thrive) Conference in May 2015, a leadership seminar for female student-athletes from 24 Baltimore City Public high schools. Two sophomore- or junior-ranking students were designated from each participating school and were chosen by their respective athletic director. The criteria to be selected included serving as both an “untitled leader” and “unsung hero” for their sports program. The event was designed to empower the next generation female student-athletes and develop their leadership skills, helping them succeed both on and off the playing field.



Head coach John Harbaugh addressed the group of athletes at the start of the seminar at the Under Armour Performance Center and spoke about the importance of being a great leader and teammate.

Pam Herath, director of programming for the SportsChallenge Leadership Academy (SCLA) based in Washington, D.C., then led the students through the interactive leadership seminar to help develop their essential life skills.

In between seminar sessions, the group of student-athletes participated in a workout on the team’s practice fields, led by trainers from the Under Armour FX Studio.





RAVENS IN OUR COMMUNITY

MILITARY APPRECIATION

Each year, the Baltimore Ravens take the opportunity to salute members of the Armed Forces through several initiatives, including hosting military members at training camp and practices, visiting veteran hospitals, welcoming soldiers home and showing support through care packages, letters and daily communication. In continuation of the team's Salute to Service initiative, the Ravens with the help of Under Armour, hosted a guided fitness workout alongside members of the Wounded Warrior Project on the indoor field at the Ravens practice facility in Owings Mills. At the end of the workout, the team distributed "We Salute You" items and invited those in attendance to dine in the Ravens' team cafeteria.



GAMEPLANEARTH

Through a variety of initiatives, the Ravens plan to make Baltimore a more sustainable city by informing fans about the growing environmental challenges and educating people on how to recycle, reuse and conserve. In 2014, the Ravens announced GamePlanEarth (GPE), a week of environmental initiatives established and led by the Ravens to help better the Baltimore community. GPE is an extension of the organization's annual Earth Day celebration and its continued efforts to reinforce M&T Bank Stadium's LEED Gold Certification.



YOUTH FOOTBALL & CONCUSSION AWARENESS

Through RISE, the Ravens' football outreach program, the team encourages and supports youth and high school football and sponsors several programs throughout the year to promote the sport. In 2014, over 400 youth football players turned out for the Play like a Raven Football Clinic. Offered on two dates and locations in the Baltimore-area, the players were instructed by Ravens coaches, including defensive backs coach Chris Hewitt (right), and led through two hours of football activities and injury prevention, giving the athletes everything they needed for a successful season.



PLAY 60

The NFL's campaign designed to promote healthy and active lifestyles among today's youth, PLAY 60 is brought to life and implemented by the Ravens through Fuel Up to PLAY 60 kits, player-led assemblies, contests and sports clinics. Special partnerships with the Mid-Atlantic Dairy Association and the Partnership for a Healthier Carroll County allowed the Ravens to deliver the PLAY 60 message to more than 13,000 youth in 2014. At right, TE Crockett Gillmore joined teammates for the Ravens TEAM Challenge, an event where 100 local youth tested their physical endurance and ability to work as a team in order to complete various activities.





RAVENS IN OUR COMMUNITY

HISPANIC HERITAGE

The Baltimore Ravens celebrated the 2014 Hispanic Heritage Month (Sept. 15 - Oct. 15) with a series of special events, including a designated game vs. the Carolina Panthers on Sept. 28. During the game, the Ravens honored Ana Maria Schwartz Caballero as the 2014 NFL Hispanic Heritage Leader, recognizing her positive impact on the Hispanic community in the Baltimore area. In addition, the Ravens held their fifth-annual Hispanic Heritage Clinic in conjunction with the NFL's PLAY 60 movement, the American Heart Association and the Mid-Atlantic Dairy Association. Players, including DB Anthony Levine (right), cheerleaders and mascot Poe joined over 100 children to provide a football clinic for primarily Hispanic youth.



BREAST CANCER AWARENESS

The Ravens continued their support for Breast Cancer Awareness (BCA) Month, kicking off their efforts at the Ravens vs. Falcons game on Oct. 19, 2014. During pre-game festivities, a group of 25 women who are breast cancer survivors, undergoing treatment or lost family members to breast cancer, were honored in an on-field pink ribbon tribute. Ravens players, coaches, cheerleaders and mascot Poe wore pink gear throughout the game, and volunteers distributed pink ribbons to fans. Additionally, on Oct. 25, the Ravens participated in a Crucial Catch Day at the Family Health Centers of Baltimore in Cherry Hill, a nationwide event to help women in underserved areas receive breast cancer education and screenings.



FOOD COLLECTION EFFORTS

The Ravens provide financial support to the Maryland Food Bank (MFB) through the Ravens' food collection efforts that included an Outweigh the O-Line kickoff event, in-store collection at more than 50 Baltimore-area Giant Food stores and the 19th annual Ravens Family Food and Funds Drive at M&T Bank Stadium, supported by Von Paris Moving and Storage. Efforts continued throughout the season, as members of the Lady Ravens gathered once a month at the MFB to help package food for distribution to hungry families across Maryland.



HOLIDAY HAPPENINGS

Thanks to Ravens players, thousands of families received support, including food and presents during the holidays. Food distributions and meal services were led by WR Kamar Aiken, DE Chris Canty, LS Morgan Cox, CB Jimmy Smith, WR Torrey Smith and CB Lardarius Webb. In December 2014, Ravens WR Steve Smith Sr. (right) hosted the 10th annual Holiday Helpers event at a Target store in Owings Mills. Ravens teammates, mascot Poe and Cheerleaders served as personal shoppers for children who received gift certificates and jerseys courtesy of the Ravens players and coaches. Several players hosted and supported additional events in December, including clothing drives, hospital visits and special gift-giving celebrations.





Joe Flacco





C.J. Mosley



BALTIMORE
RAVENS

11

KAMAR AIKEN
WIDE RECEIVER | 6-2 | 215

COLLEGE: Central Florida HS: Chaminade-Madonna (Hollywood, FL)

BORN: 5/30/89, Hollywood, FL

EXP. (NFL/RAVENS): 3/2 GP/GS (PLAYOFFS): 19/0 (2/0)

TRANSACTIONS

Kamar Aiken re-signed with the Ravens on 4/20/15...Signed to Baltimore's active roster from their practice squad on 12/30/13...Signed to the Ravens' practice squad on 10/30/13...Released by New England on 8/26/13...Elevated to the Patriots' 53-man roster on 12/29/12...Signed by New England to the practice squad on 12/26/12...Released by New England on 12/24/12...Elevated to the Patriots' 53-man roster on 12/22/12...Signed by New England to the practice squad on 11/19/12...Released by the Bears on 11/6/12...Signed to Chicago's practice squad on 10/9/12...Released by Buffalo on 10/3/12...Signed to the Bills' practice squad on 9/2/12...Released by Buffalo on 8/31/12...Elevated to Buffalo's active roster on 11/22/11...Signed by Buffalo to the practice squad on 9/4/11...Released by the Bills on 9/3/11...Originally signed with Buffalo as a rookie free agent on 7/28/11.

CAREER

- Saw action in all 16 regular season games in 2014, finishing the season with 24 receptions for 267 yards and 3 TDs for an offense that established franchise single-season records in yards (5,838) and points scored (409)...Also played in his first-career postseason contests, finishing with 2 receptions for 23 yards and 1 TD
- Recovered a punt blocked by S Darian Stewart, returning it 11 yards for a TD vs. Jax. (12/14/14)
- Established career highs in receptions (6) and receiving yards (65), adding 1 TD in the 28-13 victory at Mia. (12/7/14)
- Recorded his first-career TD reception (finished the game with 2 catches for 20 yards) in the 48-17 victory at TB (10/12/14)
- Recorded his first-career reception (finished the game with 4 catches for 30 yards) vs. Cin. (9/7/14)
- Played in his first-career NFL game at NYJ (11/27/11) while playing for the Bills



2014: (with Baltimore – 16/0, 2/0) Finished the season with 24 receptions for 267 yards and 3 TDs for an offense that established franchise single-season records in yards (5,838) and points scored (409)

- Subbed and netted 1 reception for his first-career postseason TD (19-yarder), part of a Ravens' single-game postseason-franchise-record 4 passing TDs by QB Joe Flacco, in the **Divisional Playoff game at NE (1/10/15)**
- Recovered a punt blocked by S Darian Stewart and returned it 11 yards for a TD (the Ravens' first blocked punt return for a TD since 11/23/03) in the 20-12 victory in **game 14 vs. Jax. (12/14)**...Also posted 2 special teams tackles against the Jaguars
- Established career highs in receptions (6), receiving yards (65) and had a career-high-tying 1 TD for an offense that produced 447 yards (269 passing and 183 rushing) and 4 TDs (2 rushing and 2 passing) in **game 13 at Mia. (12/7)**
- Recorded his first-career TD reception (finished with 2 catches for 20 yards) before leaving the contest with a concussion in the 48-17 victory in **game 6 at TB (10/12)**
- Recorded his first-career reception (finished with 4 catches for 30 yards) in the **season opener vs. Cin. (9/7)**
- Saw action in both postseason contests, finishing with 2 receptions for 23 yards and 1 TD for an offense that produced 727 yards and 61 points in two playoff games... Also produced 3 special teams tackles during the playoffs

2013: (with New England and Baltimore – 0/0) Appeared in three preseason games with the Patriots, recording 2 catches for 23 yards, before being released on 8/26...Joined the Ravens' practice squad on 10/30

2012: (with Buffalo, Chicago and New England – 1/0) Saw action in one game (12/23 at Jax.) while with NE, playing from scrimmage and on special teams...Was on the Patriots' active roster for four games, including two postseason contests...Was a member of the Bears' practice squad after spending training camp with the Bills

2011: (with Buffalo – 2/0) Recorded 1 special teams tackle for the Bills after being signed to the active roster from their practice squad on 11/22

- Had a special teams tackle in **game 15 vs. Den. (12/24)**
- Made his NFL debut in **game 11 at NYJ (11/27)** after being signed to the Bills' active roster from their practice squad on 11/22

COLLEGE: Played in 49 games at Central Florida, totaling 121 receptions for 1,924 yards and 17 TDs in four seasons (2007-10)...Appeared in 14 games (13 starts) as a senior, finishing with 32 receptions for 486 yards and 2 TDs...Started and had a reception in all 12 games he played in as a junior, posting career highs in receptions (36 - third on the team), receiving yards (610 - led the team) and TDs (9)...Recorded 20 catches for 244 yards and 1 TD as a sophomore...Set Central Florida freshman receiving records with 33 catches, 584 yards and 5

11 KAMAR AIKEN

TDs as a true freshman in 2007...Started the season opener at NC State, becoming the first true freshman to start at WR for the Knights since 2005 (Rocky Ross)...Recorded the first 100-yard receiving game of his career against Memphis, and his 131 yards were the most by a Central Florida freshman since the team moved up to the NCAA Bowl Subdivision in 1996...Majored in criminal justice.

HIGH SCHOOL, PERSONAL: Played on both sides of the ball at Chaminade-Madonna (Hollywood, FL) HS, earning Class 2A All-State honors at DB as a senior by the *Florida Sports Writers Association*...Recorded 60 tackles and 5 INTs, including a school-record 95-yard INT return for a TD...Compiled 1,000 combined scrimmage yards with 15 TDs on offense...Totaled 26 catches for 700 yards and 10 TDs, as well as 68 tackles and 3 INTs on defense as a junior.

COMMUNITY: In June 2014, hosted a youth football camp in his hometown of Hollywood, FL...Helped promote PLAY 60, the NFL movement for an active generation, by participating in a youth football clinic at Fort Meade for children whose parents currently serve in the U.S. Military (2014)...Joined teammates and local coaches at the Hispanic Heritage Month football clinic to teach predominantly Hispanic children the fundamentals of football...Additionally, in Dec. 2014, joined teammates at the 10th annual Holiday Helpers event at Target to shop for holiday gifts with Baltimore youth in need and took part in the annual Giant Holiday Food Distribution... Supports Ravens players' and team events, including A Purple Evening, the Ravens' annual women's event at M&T Bank Stadium, Purple VIP signing party, the Lardarius Webb Charity Softball Game and former teammates Jacoby Jones' Charity Bowling Night and Torrey Smith's Celebrity Server Night.

2014

GAME-BY-GAME OFFENSE

RAVENS Date/Opp.	RECEIVING					RUSHING				
	No.	Yds.	Avg.	LG	TD	No.	Yds.	Avg.	LG	TD
9/7 vs. Cin.	4	30	7.5	8	0	0	0	0.0	0	0
9/11 vs. Pit.	SAW ACTION ON SPECIAL TEAMS									
9/21 @ Cle.	0	0	0.0	0	0	0	0	0.0	0	0
9/28 vs. Car.	1	22	22.0	22	0	0	0	0.0	0	0
10/5 @ Ind.	1	8	8.0	8	0	0	0	0.0	0	0
10/12 @ TB	2	20	10.0	17t	1	0	0	0.0	0	0
10/19 vs. Atl.	1	18	18.0	18	0	0	0	0.0	0	0
10/26 @ Cin.	2	15	7.5	8	0	0	0	0.0	0	0
11/2 @ Pit.	1	12	12.0	12	0	0	0	0.0	0	0
11/9 vs. Ten.	1	13	13.0	13	0	0	0	0.0	0	0
11/24 @ NO	0	0	0.0	0	0	0	0	0.0	0	0
11/30 vs. SD	3	51	17.0	24	0	0	0	0.0	0	0
12/7 @ Mia.	6	65	10.8	13t	1	0	0	0.0	0	0
12/14 vs. Jax.	0	0	0.0	0	0	0	0	0.0	0	0
12/21 @ Hou.	0	0	0.0	0	0	0	0	0.0	0	0
12/28 vs. Cle.	2	13	6.5	11	1	0	0	0.0	0	0
Totals	24	267	11.1	24	3	0	0	0.0	0	0
Playoffs										
1/3/15 @ Pit.	1	4	4.0	4	0	0	0	0.0	0	0
1/10/15 @ NE	1	19	19.0	19t	1	0	0	0.0	0	0
Totals	2	23	11.5	19t	1	0	0	0.0	0	0

2014

GAME-BY-GAME SPECIAL TEAMS TACKLES

RAVENS Date/Opp.	TT	Solo	Asst.	FF	FR	BK
9/7 vs. Cin.	0	0	0	0	0	0
9/11 vs. Pit.	0	0	0	0	0	0
9/21 vs. Cle.	0	0	0	0	0	0
9/28 vs. Car.	0	0	0	0	0	0
10/5 @ Ind.	0	0	0	0	0	0
10/12 @ TB	0	0	0	0	0	0
10/19 vs. Atl.	0	0	0	0	0	0
10/26 @ Cin.	0	0	0	0	0	0
11/2 @ Pit.	1	0	1	0	0	0
11/9 vs. Ten.	0	0	0	0	0	0
11/24 @ NO	0	0	0	0	0	0
11/30 vs. SD	0	0	0	0	0	0
12/7 @ Mia.	0	0	0	0	0	0
12/14 vs. Jax.*	2	2	0	0	0	0
12/21 @ Hou.	1	0	1	0	0	0
12/28 vs. Cle.	0	0	0	0	0	0
Totals	4	2	2	0	0	0
Playoffs						
1/3/15 @ Pit.	1	1	0	0	0	0
1/10/15 @ NE	2	1	1	0	0	0
Totals	3	2	1	0	0	0

*Returned a blocked punt 11 yards for a TD

BEHIND ENEMY LINES

The Ravens are 10-6 on the road in all-time postseason play, posting the best road winning percentage (.625) since the 1970 merger. (Baltimore is 7-5 on the road during the John Harbaugh Era - since 2008.)

NFL POSTSEASON WINNING PCT. / ROAD GAMES (Since 1970 Merger)

Rk.	Team	Record	Pct.
1.	Baltimore Ravens	10-6	.625
2.	Carolina Panthers	4-3	.571
	New York Giants	8-6	.571
4.	San Diego Chargers	5-6	.455
5.	New York Jets	7-10	.412
	Pittsburgh Steelers	7-10	.412

Road Wins Quick Hit:

• Baltimore owns the NFL's most road playoff victories (10) since the 1970 merger. In all-time pro football history (prior to 1970), Baltimore and Green Bay (existing since 1919) tie for the most road playoff victories ever.



11 KAMAR AIKEN

REGULAR SEASON

Year	Team	GP	GS	RECEIVING					RUSHING				
				No.	Yards	Avg.	LG	TD	No.	Yards	Avg.	LG	TD
2011	Buffalo	2	0	0	0	0.0	0	0	0	0	0	0	0
2012	Buf./Chi./NE*	1	0	0	0	0.0	0	0	0	0	0	0	0
2013	NE/Bal.	0	0	PRACTICE SQUAD									
2014	Baltimore	16	0	24	267	11.1	24	3	0	0	0.0	0	0
Totals		19	0	24	267	11.1	24	3	0	0	0.0	0	0

*PLAYED IN ONE GAME FOR NEW ENGLAND

SPECIAL TEAMS TACKLES (5): 2011 (1); 2014 (4)

CAREER SINGLE-GAME HIGHS (REGULAR SEASON)

RECEIVING	RUSHING
Receptions:	Carries:
6 (12/7/14 at Mia.)	None
Yardage:	Yardage:
65 (12/7/14 at Mia.)	None
Long Gain:	Long Gain:
24 (11/30/14 vs. SD)	None
Touchdowns:	Touchdowns:
1 3 times (last: 12/28/14 vs. Cle.)	None

Additional Statistics: Returned a blocked punt 11 yards for a TD vs. Jax. (12/14/14), marking the Ravens' first blocked punt for a TD since 11/23/03

POSTSEASON

Year	Team	GP	GS	RECEIVING					RUSHING				
				No.	Yards	Avg.	LG	TD	No.	Yards	Avg.	LG	TD
2014	Baltimore	2	0	2	23	11.5	19t	1	0	0	0.0	0	0
Totals		2	0	2	23	11.5	19t	1	0	0	0.0	0	0





BALTIMORE
RAVENS

24

KYLE ARRINGTON
CORNERBACK | 5-10 | 190

COLLEGE: Hofstra HS: Gwynn Park (Brandywine, MD)

BORN: 8/12/86, Accokeek, MD

EXP. (NFL/RAVENS): 7/1 GP/GS (PLAYOFFS): 87/56 (12/8)

TRANSACTIONS

Kyle Arrington signed with Baltimore (three-year contract) on 5/14/15...Waived by New England on 5/11/15...Re-signed with the Patriots on 3/16/13...Re-signed with New England on 7/30/11...Signed to the Patriots' active roster from their practice squad on 11/8/09...Signed to New England's practice squad on 9/21/09...Released by Tampa Bay on 9/14/09...Signed to the Buccaneers' active roster from their practice squad on 9/10/09...Added to Tampa Bay's practice squad on 9/6/09...Waived by the Buccaneers on 9/5/09...Signed with Tampa Bay on 12/30/08...Signed to the Buccaneers' practice squad on 9/17/08...Waived from the Eagles' practice squad on 9/9/08...Originally signed to Philadelphia's practice squad as a rookie free agent on 9/3/08.

CAREER

- Enters 2015 with 292 tackles (239 solo), 9 INTs (133 return yards and 1 TD), 48 PD, 3 sacks (-11 yards), 5 FFs and 3 FR
- Established career highs in tackles (77), PD (15), INTs (7 - tied for most in the NFL) and INT return yards (92) en route to an appearance in Super Bowl XLVI with the Patriots in 2011
- His 7 INTs in 2011 tied Charles Woodson (GB) and Eric Weddle (SD) for the NFL's most
- Scored 2 TDs in 2010 - 1 on a blocked FGA at Mia. (10/4/10) and one on an INT (first INT of his career) vs. GB (12/19/10)



2014: (with New England – 14/4, 3/3) Registered 34 tackles (28 solo), 4 PD, 2 FFs (second on team), 1 sack and 1 FR

- Started all 3 postseason contests and contributed 8 tackles, helping the Patriots to a victory in Super Bowl XLIX
- Recorded a season-high 5 solo tackles and had 1 PD in **game 12 at GB (11/30)**
- Started and netted 3 tackles (2 solo) and 1 PD in **game 10 at Ind. (11/16)**
- Recorded a season-high 7 tackles (4 solo), 1 FF and 1 FR (returned for 9 yards) in **game 5 vs. Cin. (10/5)**

2013: (with New England – 16/12, 2/1) Finished with 58 tackles (47 solo), 13 PD (second on team), a team-leading and career-high 2 FFs, a career-high 2 sacks (-11 yards) and 1 INT (returned for 5 yards)

- Collected 8 tackles (4 solo), 1 sack (-7 yards) and 1 PD in the 41-7 victory in **game 15 at Bal. (12/22)**
- Recorded 3 tackles and 1 sack (-5 yards) and a career-high-tying 3 PD in **game 6 vs. NO (10/13)**
- Saw action in two postseason contest (one start) and had 8 tackles (5 solo)

2012: (with New England – 16/12, 2/0) Was fourth on the team with 64 tackles (55 solo), 11 PD (second on team), 1 FF and 1 FR

- Started and produced 5 tackles (3 solo), 2 PD and 2 special teams stops in **game 10 vs. Ind. (11/18)**
- Collected 6 solo tackles and 1 PD in **game 7 vs. NYJ (10/21)**
- Netted 7 tackles (all solo) in **game 3 at Bal. (9/23)**

• Saw action in two postseason games and collected 6 tackles (4 solo) and 1 PD

2011: (with New England – 16/14, 3/3) Established career highs in tackles (77), PD (15 - led the team), INTs (7 - tied for the NFL lead) and INT return yards (92), adding 1 FR

- Collected a career-high 10 tackles (all solo) and 2 PD in **game 11 at Phi. (11/27)**
- Collected 4 tackles (3 solo), 2 PD and a career-high-tying 2 INTs (returned for 44 yards) in **game 10 vs. KC (11/21)**
- Started and collected 6 tackles (3 solo), 3 PD and a career-high 2 INTs (returned for 37 yards) in **game 3 at Buf. (9/25)**
- Started all 3 postseason contests and posted 17 tackles (12 solo), 1 PD and 1 FF en route to an appearance in Super Bowl XLVI

2010: (with New England – 16/14, 1/1) Totaled 59 tackles (49 solo), 1 INT (returned 36 yards for a TD) and 5 PD...Also returned a blocked FGA 35 yards for a TD

- Registered 4 solo tackles, 2 PD and his first-career INT, which he returned 36 yards for a TD in **game 14 vs. Green Bay (12/19)**
- Returned a blocked FGA 35 yards for his first-career TD in **game 4 at Mia. (10/4)**...Arrington's score was the Patriots' first TD from a blocked FGA since 1987...Also registered 7 tackles (5 solo) from scrimmage against the Dolphins
- Started his first-career game and tallied 3 tackles, including 2 solo, in **game 3 vs. Buf. (9/26)**
- Started his first-career postseason game and had 2 solo tackles in the **Divisional playoff game vs. NYJ (1/16/11)**



24 KYLE ARRINGTON

2009: (with Tampa Bay and New England – 9/0, 1/0) Saw action in nine total games (one with Tampa Bay and eight with New England) and finished second on the Patriots with 17 special teams tackles after being elevated to New England's active roster from their practice squad on 11/8...Signed to the Patriots practice squad on 9/21 after being released by Tampa Bay on 9/14

- Totaled a career-high 5 special teams tackles (highest single-game total by a Patriot since 2002) in **game 15 vs. Jax. (12/27)**
- Played in his first-career playoff game and recorded a FR in the **Wild Card game vs. Bal. (1/10/10)**

COLLEGE: Saw action in 38 games (28 starts) during his four-year career at Hofstra...Recorded 146 total tackles, 2 INTs, 8 PD, 4 FFs and 1 FR...Started all 10 games, recording 53 tackles,

1 INT, 2 FFs and 1 FR as a senior in 2007...Started all 11 games and finished second on the team with a career-high 69 tackles (38 solo), led the team with 5 PD and collected 1 INT and 1 FF as a junior in 2006...Saw action in 10 games (7 starts) and posted 21 tackles (14 solo) and 1 FF as a sophomore in 2005...Played in seven games, netting 3 tackles, including 2 solo as a freshman in 2004...Majored in sociology at Hofstra.

HIGH SCHOOL, PERSONAL: Prepped at Gwynn Park (Brandywine, MD), where he earned second-team All-County honors, while leading the Yellow Jackets to the regional championship as a team captain his senior year... Also played basketball and ran track...Was a black belt in Tae Kwon Do in middle school...Kyle and his wife, Vashonda, have a son, Kyle (2).

2014

GAME-BY-GAME DEFENSE

PATRIOTS

Date/Opp.	TT	Solo	Asst.	Sacks	INT	PD	FF	FR
9/7 @ Mia	1	1	0	0-0	0-0	0	0	0
9/14 @ Min.	3	3	0	1-0	0-0	0	1	0
9/21 vs. Oak.	0	0	0	0-0	0-0	1	0	0
9/29 @ KC	2	2	0	0-0	0-0	0	0	0
10/5 vs. Cin.	7	4	3	0-0	0-0	0	1	1
10/12 @ Buf.	3	2	1	0-0	0-0	0	0	0
10/16 vs. NYJ	0	0	0	0-0	0-0	0	0	0
10/26 vs. Chi.	0	0	0	0-0	0-0	0	0	0
11/2 vs. Den.	2	1	1	0-0	0-0	1	0	0
11/16 @ Ind.	3	2	1	0-0	0-0	1	0	0
11/23 vs. Det.	4	4	0	0-0	0-0	0	0	0
11/30 @ GB	5	5	0	0-0	0-0	1	0	0
12/7 @ SD	3	3	0	0-0	0-0	0	0	0
12/14 vs. Mia.	1	1	0	0-0	0-0	0	0	0
12/21 @ NYJ	INACTIVE - HAMSTRING							
12/28 vs. Buf.	ACTIVE, BUT DID NOT PLAY							
Totals	34	28	6	1-0	0-0	4	2	1
Playoffs								
1/10/15 vs. Bal.	6	4	2	0-0	0-0	0	0	0
1/18/15 vs. Ind.	0	0	0	0-0	0-0	0	0	0
2/1/15 vs. Sea.	2	2	0	0-0	0-0	0	0	0
Totals	8	6	2	0-0	0-0	0	0	0

2013

GAME-BY-GAME DEFENSE

PATRIOTS

Date/Opp.	TT	Solo	Asst.	Sacks	INT	PD	FF	FR
9/8 @ Buf.	4	4	0	0-0	0-0	1	2	0
9/12 vs. NYJ	2	2	0	0-0	0-0	2	0	0
9/22 vs. TB	2	2	0	0-0	0-0	0	0	0
9/29 @ Atl.	6	4	2	0-0	0-0	0	0	0
10/6 @ Cin.	4	4	0	0-0	0-0	0	0	0
10/13 vs. NO	3	1	2	0-0	1-5	3	0	0
10/20 @ NYJ	2	2	0	0-0	0-0	0	0	0
10/27 vs. Mia.	2	2	0	0-0	0-0	1	0	0
11/3 vs. Pit.	5	5	0	0-0	0-0	1	0	0
11/18 @ Car.	2	2	0	0-0	0-0	1	0	0
11/24 vs. Den.	5	3	2	0-0	0-0	1	0	0
12/1 @ Hou.	0	0	0	0-0	0-0	0	0	0
12/8 vs. Cle.	3	2	1	0-0	0-0	1	0	0
12/15 @ Mia.	7	7	0	1-4	0-0	0	0	0
12/22 @ Bal.	8	4	4	1-7	0-0	1	0	0
12/29 vs. Buf.	3	3	0	0-0	0-0	1	0	0
Totals	58	47	11	2-11	1-5	13	2	0
Playoffs								
1/11/14 vs. Ind.	2	1	1	0-0	0-0	0	0	0
1/19/14 @ Den.	6	4	2	0-0	0-0	0	0	0
Totals	8	5	3	0-0	0-0	0	0	0

2012

GAME-BY-GAME DEFENSE

PATRIOTS

Date/Opp.	TT	Solo	Asst.	Sacks	INT	PD	FF	FR
9/9 @ Ten.	2	2	0	0-0	0-0	1	0	0
9/16 vs. Ari.	4	2	2	0-0	0-0	0	0	0
9/23 @ Bal.	7	7	0	0-0	0-0	0	0	0
9/30 @ Buf.	3	3	0	0-0	0-0	1	0	0
10/7 vs. Den.	4	3	1	0-0	0-0	0	0	0
10/14 @ Sea.	2	2	0	0-0	0-0	0	0	0
10/21 vs. NYJ	6	6	0	0-0	0-0	1	0	0
10/28 @ STL	0	0	0	0-0	0-0	0	0	0
11/11 vs. Buf.	6	3	3	0-0	0-0	1	0	1
11/18 vs. Ind.	5	3	2	0-0	0-0	2	0	0
11/22 @ NYJ	3	3	0	0-0	0-0	2	0	0
12/2 @ Mia.	6	6	0	0-0	0-0	0	1	0
12/10 vs. Hou.	1	1	0	0-0	0-0	2	0	0
12/16 vs. SF	2	2	0	0-0	0-0	0	0	0
12/23 @ Jax.	7	7	0	0-0	0-0	0	0	0
12/30 vs. Mia	6	5	1	0-0	0-0	1	0	0
Totals	64	55	9	0-0	0-0	11	1	1
Playoffs								
1/13/13 vs. Hou.	1	1	0	0-0	0-0	0	0	0
1/20/13 vs. Bal.	5	3	2	0-0	0-0	1	0	0
Totals	6	4	2	0-0	0-0	1	0	0

2011

GAME-BY-GAME DEFENSE

PATRIOTS

Date/Opp.	TT	Solo	Asst.	Sacks	INT	PD	FF	FR
9/12 @ Mia.	1	1	0	0-0	1-5	1	0	0
9/18 vs. SD	5	5	0	0-0	0-0	1	0	0
9/25 @ Buf.	6	3	3	0-0	2-37	3	0	0
10/2 @ Oak.	8	5	3	0-0	0-0	0	0	0
10/9 vs. NYJ	1	1	0	0-0	0-0	0	0	0
10/16 vs. Dal	9	6	3	0-0	1-6	2	0	0
10/30 @ Pit.	5	4	1	0-0	0-0	0	0	0
11/6 vs. NYG	2	2	0	0-0	1-0	2	0	0
11/13 @ NYJ	1	1	0	0-0	0-0	1	0	0
11/21 vs. KC	4	3	1	0-0	2-44	2	0	0
11/27 @ Phi.	10	10	0	0-0	0-0	2	0	0
12/4 vs. Ind.	5	4	1	0-0	0-0	0	0	1
12/11 @ Was.	6	6	0	0-0	0-0	0	0	0
12/18 @ Den.	5	3	2	0-0	0-0	0	0	0
12/24 vs. Mia.	3	3	0	0-0	0-0	1	0	0
1/1/12 vs. Buf.	6	3	3	0-0	0-0	0	0	0
Totals	77	60	17	0-0	7-92	15	0	1
Playoffs								
1/14/12 vs. Den.	10	6	4	0-0	0-0	1	1	0
1/22/12 vs. Bal.	3	2	1	0-0	0-0	0	0	0
2/5/12 vs. NYG	4	4	0	0-0	0-0	0	0	0
Totals	17	12	5	0-0	0-0	1	1	0

24 KYLE ARRINGTON

2010

GAME-BY-GAME DEFENSE

PATRIOTS

Date/Opp.	TT	Solo	Asst.	Sacks	INT	PD	FF	FR
9/12 vs. Cin.	0	0	0	0-0	0-0	0	0	0
9/19 @ NYJ	1	1	0	0-0	0-0	0	0	0
9/26 vs. Buf.	3	2	1	0-0	0-0	0	0	0
10/4 @ Mia.	7	5	2	0-0	0-0	0	0	0
10/17 vs. Bal.	6	5	1	0-0	0-0	0	0	0
10/24 @ SD	3	3	0	0-0	0-0	1	0	0
10/31 vs. Min.	6	4	2	0-0	0-0	0	0	0
11/7 @ Cle.	4	4	0	0-0	0-0	0	0	0
11/14 @ Pit.	2	2	0	0-0	0-0	1	0	0
11/21 vs. Ind.	3	2	1	0-0	0-0	0	0	0
11/25 @ Det.	3	2	1	0-0	0-0	0	0	0
12/6 vs. NYJ	6	4	2	0-0	0-0	0	0	0
12/12 @ Chi.	4	4	0	0-0	0-0	1	0	0
12/19 vs. GB	4	4	0	0-0	*1-36t	2	0	0
12/26 @ Buf.	3	3	0	0-0	0-0	0	0	0
1/2/11 vs. Mia.	4	4	0	0-0	0-0	0	0	0
Totals	59	49	10	0-0	1-36t	5	0	0

Playoffs

1/16/11 vs. NYJ	2	2	0	0-0	0-0	0	0	0
Totals	2	2	0	0-0	0-0	0	0	0

*Returned 36 yards for a TD

2009

GAME-BY-GAME DEFENSE

BUCCANEERS/PATRIOTS

Date/Opp.	TT	Solo	Asst.	Sacks	INT	PD	FF	FR
WITH TAMPA BAY								
9/13 vs. Dal.	0	0	0	0-0	0-0	0	0	0
9/20 at NYJ	NOT ON AN NFL ROSTER							
WITH NEW ENGLAND								
9/27 vs. Atl.	PRACTICE SQUAD							
10/4 vs. Bal.	PRACTICE SQUAD							
10/11 at Den.	PRACTICE SQUAD							
10/18 vs. Ten.	PRACTICE SQUAD							
10/25 at TB	PRACTICE SQUAD							
11/8 vs. Mia.	0	0	0	0-0	0-0	0	0	0
11/15 @ Ind.	0	0	0	0-0	0-0	0	0	0
11/22 vs. NYJ	0	0	0	0-0	0-0	0	0	0
11/30 @ NO	INACTIVE							
12/6 @ Mia.	0	0	0	0-0	0-0	0	0	0
12/13 vs. Car.	0	0	0	0-0	0-0	0	0	0
12/20 @ Buf.	0	0	0	0-0	0-0	0	0	0
12/27 vs. Jax.	0	0	0	0-0	0-0	0	0	0
1/3/10 @ Hou.	0	0	0	0-0	0-0	0	0	0
Totals	0	0	0	0-0	0-0	0	0	0
Playoffs								
1/10/10 vs. Bal.	0	0	0	0-0	0-0	0	0	1
Totals	0	0	0	0-0	0-0	0	0	1

REGULAR SEASON

Year	Team	GP	GS	TACKLES			SACKS		INTERCEPTIONS					FUMBLES				
				TT	Solo	Asst.	No.	Yards	No.	Yards	LG	TD	PD	FF	FR	Yards		
2009	TB/NE*	9	0	0	0	0	0.0	0.0	0	0	0	0	0	0	0	0	0	0
2010	New England	16	14	59	49	10	0.0	0.0	1	36t	36t	1	5	0	0	0	0	0
2011	New England	16	14	77	60	17	0.0	0.0	7	92	28	0	15	0	1	0	0	
2012	New England	16	12	64	55	9	0.0	0.0	0	0	0	0	11	1	1	0	0	
2013	New England	16	12	58	47	11	2.0	11.0	1	5	5	0	13	2	0	0	0	
2014	New England	14	4	34	28	6	1.0	0.0	0	0	0	0	4	2	1	9	0	
Totals		87	56	292	239	53	3.0	11.0	9	133	36t	1	48	5	3	9	0	

*PLAYED ONE GAME WITH TB AND EIGHT WITH NE

SPECIAL TEAMS TACKLES (61): 2009 (17), 2010 (16), 2011 (10), 2012 (9), 2013 (4), 2014 (5)

CAREER SINGLE-GAME HIGHS (REGULAR SEASON)

Total Tackles: 10 (11/27/11 at Phi.)	Solo Tackles: 10 (11/27/11 at Phi.)
Sacks: 1 3 times (last: 9/14/14 at Min.)	INTs: 2 2 times (last: 11/21/11 vs. KC)
Forced Fumbles: 2 (9/8/13 at Buf.)	Fumble Recoveries: 1 3 times (last: 10/5/14 vs. Cin.)
Passes Defensed: 3 2 times (last: 10/13/13 vs. NO)	

Additional Statistics: Returned a blocked FGA 36 yards for a TD (at Mia. 10/4/10)

POSTSEASON

Year	Team	GP	GS	TACKLES			SACKS		INTERCEPTIONS					FUMBLES				
				TT	Solo	Asst.	No.	Yards	No.	Yards	LG	TD	PD	FF	FR	Yards		
2009	New England	1	0	0	0	0	0.0	0.0	0	0	0	0	0	0	0	1	0	0
2010	New England	1	1	2	2	0	0.0	0.0	0	0	0	0	0	0	0	0	0	0
2011	New England	3	3	17	12	5	0.0	0.0	0	0	0	0	1	1	0	0	0	
2012	New England	2	0	6	4	2	0.0	0.0	0	0	0	0	1	0	0	0	0	
2013	New England	2	1	8	5	3	0.0	0.0	0	0	0	0	0	0	0	0	0	
2014	New England	3	3	8	6	2	0.0	0.0	0	0	0	0	0	0	0	0	0	
Totals		12	8	41	29	12	0.0	0.0	0	0	0	0	2	1	1	0	0	

DID YOU KNOW?

Entering 2015, John Harbaugh owns the second-most playoff victories (10) by a head coach in his first seven seasons (since the 1970 merger). He is the only head coach in NFL history to win a playoff game in each of his first four and five seasons. He and his brother, Jim (formerly of the 49ers), are also the only coaches to advance to three conference championships in the first five years of a coaching career.





BALTIMORE
RAVENS

68

CHRISTO BILUKIDI
DEFENSIVE TACKLE | 6-5 | 310

COLLEGE: Georgia State HS: St. Patrick's (Ottawa, Ontario)
BORN: 12/13/89, Angola, Africa
EXP. (NFL/RAVENS): 4/2 GP/GS (PLAYOFFS): 24/0 (1/0)

TRANSACTIONS

Christo Bilukidi re-signed with Baltimore on 3/17/15...Placed on Injured Reserve (ankle) on 10/18/14...Signed with Baltimore after being claimed off waivers on 9/8/14...Waived by the Bengals on 9/6/14...Signed by Cincinnati on 11/20/13...Waived by Oakland on 10/23/13...Originally selected by the Raiders in the sixth round (189th overall) of the 2012 NFL Draft.

CAREER

- Enters 2015 with 16 tackles (10 solo), 1 PD and 1 sack in 24 games played
- Recorded a career-high 3 tackles, including 2 solo (his first-career tackles) at Bal. (11/11/12) while playing for the Raiders



2014: (with Baltimore – 4/0, 0/0) Registered 3 tackles for the Ravens before being placed in Injured Reserve (ankle) on 10/18...Signed with Baltimore after being claimed off waivers on 9/8

- Saw action on the D-line for a defense that held the Buccaneers to 87 yards rushing and 17% (2-of-12) on third down in the 48-17 victory in **game 6 at TB (10/12)**
- Subbed and recorded a career-high-tying 3 tackles in **game 5 at Ind. (10/5)**
- Saw action from scrimmage and on special teams in the 38-10 victory in **game 4 vs. Car. (9/28)** and the 23-21 victory in **game 3 at Cle. (9/21)**
- Was a game-day inactive in **game 2 vs. Pit. (9/11)** after signing with the Ravens on 9/8

2013: (with Oakland and Cincinnati – 7/0, 1/0) Saw action in five games for the Raiders (collecting 5 tackles and 1 sack) before being released on 10/23...Signed with Cincinnati on 11/20 and played in two games for the Bengals

- Tied a career high with 2 solo tackles in **game 4 vs. Was. (9/29)**
- Recorded a career-high-tying 2 solo tackles and his first-career sack (-9 yards) in **game 2 vs. Jax. (9/15)**
- Saw action in his first-career postseason contest in the **Wild Card playoff game vs. SD (1/5/14)**

2012: (with Oakland – 13/0) Produced 8 tackles (5 solo) and 1 PD as a rookie for the Raiders

- Collected 1 solo tackle and his first-career PD in **game 12 vs. Cle. (12/2)**
- Recorded a career-high 3 tackles, including 2 solo (his first-career tackles) in **game 9 at Bal. (11/11)**
- Saw action from scrimmage and on special teams in his first-career NFL game in the **season opener vs. SD (9/10)**

COLLEGE: Two-year starter (2010-11) at Georgia State, where he collected 89 tackles, 10 sacks (-44 yards), 16 TFL (-59 yards), 3 FFs and 1 FR in 22 games (21 starts)...Produced 38 tackles, 1 PD, 1 FR, 1 FF and a team-leading 5 sacks (-23 yards) playing DT and DE as a senior in 2011...Registered a career-high 51 tackles, 5 sacks (-23 yards), 7 TFL (-25 yards) and 2 FFs as a junior...Transferred to Georgia State from Eastern Arizona Junior College, where he played in 2008-09.

HIGH SCHOOL, PERSONAL: Prepped at St. Patrick's (Ottawa, Ontario) HS, where he played football for just one season... Was also a four-year basketball letter-winner, earning second-team All-Region as a senior...Born in Angola, in southwest Africa, a country in which his father has been a diplomat...Also has lived in France, Brazil and Canada and speaks fluent French...**First name is pronounced: kriss-TOE and last name is pronounced: bill-oo-KEE-dee.**

BEST POSTSEASON MARK

The Ravens own the best playoff winning percentage (.652) in NFL history, compiling a 15-8 mark.

PLAYOFF WINNING PERCENTAGE

(Since 1970 Merger)

Rk.	Team	Record	Pct.
1.	Baltimore Ravens**	15-8	.652
2.	New York Giants****	20-11	.645
3.	New England Patriots*****	27-17	.614
4.	San Francisco 49ers*****	30-19	.612
5.	Pittsburgh Steelers*****	33-21	.611

* Number of Super Bowl titles

68 CHRISTO BILUKIDI

2014

GAME-BY-GAME DEFENSE

RAVENS

Date/Opp.	TT	Solo	Asst.	Sacks	INT	PD	FF	FR
9/7 vs. Cin.								
NOT ON ROSTER								
9/11 vs. Pit.								
INACTIVE								
9/21 @ Cle.	0	0	0	0-0	0-0	0	0	0
9/28 vs. Car.	0	0	0	0-0	0-0	0	0	0
10/5 @ Ind.	3	0	3	0-0	0-0	0	0	0
10/12 @ TB	0	0	0	0-0	0-0	0	0	0
10/19 vs. Atl.								
INJURED RESERVE - ANKLE								
10/26 @ Cin.								
INJURED RESERVE - ANKLE								
11/2 @ Pit.								
INJURED RESERVE - ANKLE								
11/9 vs. Ten.								
INJURED RESERVE - ANKLE								
11/24 @ NO								
INJURED RESERVE - ANKLE								
11/30 vs. SD								
INJURED RESERVE - ANKLE								
12/7 @ Mia.								
INJURED RESERVE - ANKLE								
12/14 vs. Jax.								
INJURED RESERVE - ANKLE								
12/21 @ Hou.								
INJURED RESERVE - ANKLE								
12/28 vs. Cle.								
INJURED RESERVE - ANKLE								
Totals	3	0	3	0-0	0-0	0	0	0
Playoffs								
1/3/15 @ Pit.								
INJURED RESERVE - ANKLE								
1/10/15 @ NE								
INJURED RESERVE - ANKLE								
Totals	0	0	0	0-0	0-0	0	0	0



2013

GAME-BY-GAME DEFENSE

RAIDERS/BENGALS

Date/Opp.	TT	Solo	Asst.	Sacks	INT	PD	FF	FR
9/8 @ Ind.	0	0	0	0-0	0-0	0	0	0
9/15 vs. Jax.	2	2	0	1-9	0-0	0	0	0
9/23 @ Den.	1	1	0	0-0	0-0	0	0	0
9/29 vs. Was.	2	2	0	0-0	0-0	0	0	0
10/6 vs. SD	0	0	0	0-0	0-0	0	0	0
10/13 @ KC								
INACTIVE								
10/27 vs. Pit.								
NOT WITH AN NFL TEAM								
11/3 vs. Phi.								
NOT WITH AN NFL TEAM								
11/10 @ NYG								
NOT WITH AN NFL TEAM								
11/17 @ Hou.								
NOT WITH AN NFL TEAM								
12/1 @ SD								
INACTIVE								
12/8 vs. Ind.								
INACTIVE								
12/15 @ Pit.								
INACTIVE								
12/22 vs. Min.	0	0	0	0-0	0-0	0	0	0
12/29 vs. Bal.	0	0	0	0-0	0-0	0	0	0
Totals	5	5	0	1-9	0-0	0	0	0
Playoffs								
1/5/14 vs. SD	0	0	0	0-0	0-0	0	0	0
Totals	0	0	0	0-0	0-0	0	0	0

2012

GAME-BY-GAME DEFENSE

RAIDERS

Date/Opp.	TT	Solo	Asst.	Sacks	INT	PD	FF	FR
9/10 vs. SD	0	0	0	0-0	0-0	0	0	0
9/16 @ Mia.	0	0	0	0-0	0-0	0	0	0
9/23 vs. Pit.								
INACTIVE								
9/30 @ Den.	0	0	0	0-0	0-0	0	0	0
10/14 @ Atl.								
INACTIVE								
10/21 vs. Jax.	0	0	0	0-0	0-0	0	0	0
10/28 @ KC	0	0	0	0-0	0-0	0	0	0
11/4 vs. TB								
INACTIVE								
11/11 @ Bal.	3	2	1	0-0	0-0	0	0	0
11/18 vs. NO	0	0	0	0-0	0-0	0	0	0
11/25 @ Cin.	1	0	1	0-0	0-0	0	0	0
12/2 vs. Cle.	1	1	0	0-0	0-0	1	0	0
12/6 vs. Den.	2	2	0	0-0	0-0	0	0	0
12/16 vs. KC	0	0	0	0-0	0-0	0	0	0
12/23 @ Car.	1	0	1	0-0	0-0	0	0	0
12/30 @ SD	0	0	0	0-0	0-0	0	0	0
Totals	8	5	3	0-0	0-0	1	0	0

REGULAR SEASON

Year	Team	GP	GS	TACKLES			SACKS		INTERCEPTIONS					FUMBLES		
				TT	Solo	Asst.	No.	Yards	No.	Yards	LG	TD	PD	FF	FR	Yards
2012	Oakland	13	0	8	5	3	0.0	0.0	0	0	0	0	1	0	0	0
2013	Oak./Cin.	7	0	5	5	0	1.0	9.0	0	0	0	0	0	0	0	0
2014	Baltimore	4	0	3	0	3	0.0	0.0	0	0	0	0	0	0	0	0
Totals		24	0	16	10	6	1.0	9.0	0	0	0	0	1	0	0	0

CAREER SINGLE-GAME HIGHS (REGULAR SEASON)

Total Tackles: 3 2 times (last: 10/5/14 at Ind.)	Solo Tackles: 2 3 times (last: 9/29/13 vs. Was.)
Sacks: 1 (9/15/13 vs. Jax.)	INTs: None
Forced Fumbles: None	Fumble Recoveries: None
Passes Defensed: 1 (12/2/12 vs. Cle.)	

POSTSEASON

Year	Team	GP	GS	TACKLES			SACKS		INTERCEPTIONS					FUMBLES		
				TT	Solo	Asst.	No.	Yards	No.	Yards	LG	TD	PD	FF	FR	Yards
2013	Cincinnati	1	0	0	0	0	0.0	0.0	0	0	0	0	0	0	0	0
2014	Baltimore	0	0	INJURED RESERVE - ANKLE			--	--	--	--	--	--	--	--	--	--
Totals		1	0	0	0	0	0.0	0.0	0	0	0	0	0	0	0	0





BALTIMORE
RAVENS

31

TERRENCE BROOKS

SAFETY | 5-11 | 200

COLLEGE: Florida State HS: Dunnellon (FL)

BORN: 3/2/92, Dunnellon, FL

EXP. (NFL/RAVENS): 2/2 GP/GS (PLAYOFFS): 11/0 (0/0)

TRANSACTIONS

Terrence Brooks was placed on Injured Reserve (knee) on 12/17/14...Originally selected by the Ravens in the third round (79th overall) of the 2014 NFL Draft.

CAREER

- Saw action in 11 games as a rookie, finishing with 19 tackles (16 solo), 1 FR and 2 PD before being placed on Injured Reserve (knee) on 12/17/14
- Subbed and recorded his first-career tackle from scrimmage (finished the game with 2 solo stops) in the 38-10 victory vs. Car. (9/28/14)
- Saw action in his first-career NFL game, playing on special teams vs. Cin. (9/7/14)



2014: (11/0, 0/0) Finished his rookie season with 19 tackles (16 solo), 1 FR and 2 PD despite missing the final two games of the regular season and both postseason contests after being placed on Injured Reserve (knee) on 12/17

- Saw action on special teams before leaving the game with a knee injury in the 20-12 victory in **game 14 vs. Jax. (12/14)**
- Subbed and posted career highs in total tackles (6) and solo stops (5) for a defense that tallied 5 sacks in back-to-back weeks for the first time since 2006 in the 29-7 victory in **game 7 vs. Atl. (10/19)**
- Recorded 2 solo tackles and 1 QB hit for a defense that held the Buccaneers to 17% (2-of-12) on third down in the 48-17 victory in **game 6 at TB (10/12)**
- Saw extensive action from scrimmage and responded with a then-career-high 3 solo tackles, 1 PD and his first-career FR in **game 5 at Ind. (10/5)**
- Subbed and recorded his first-career tackle from scrimmage (finished the game with 2 solo stops) in the 38-10 victory in **game 4 vs. Car. (9/28)**
- Saw action in his first-career NFL game, playing on special teams, in the **season opener vs. Cin. (9/7)**

COLLEGE: Totaled 127 tackles (89 solo), 1 sack (-13 yards), 15 PD, 5 INTs (28 return yards), 3 FFs, 1 FR and 9.5 TFL (-36 yards) in 48 games (27 starts) at Florida State...Helped lead a 2013 Seminoles team that boasted the nation's top-ranked pass defense (156.6 ypg) and won the BCS National Championship...Named first-team All-American by *CBSSports.com* after shifting to SS as a senior in 2013...Started all 13 games and finished fifth on the team with 56 tackles (38 solo), recorded his first-career sack (-13 yards) and added 2 INTs, 5 PD, 2 FFs and 1 FR for the the eventual BCS National Champions...His career-high 8 TFL (-33 yards)

were the second most by an ACC defensive back...Started all 14 games at FS finishing as the top tackler in the Seminoles' secondary with 52 tackles (38 solo), 2 INTs (28 return yards), 4 PD, 1 FF and 1 TFL as a junior in 2012...Saw action in 11 games and recorded 17 tackles (11 solo), 1 INT and 5 PD as a reserve defensive back as a sophomore in 2011...Served as FSU's sixth defensive back in its dime package...Recorded his first-career INT in the end zone to clinch the Champs Sports Bowl victory over Notre Dame...Played in 10 games as a true freshman in 2010, mostly on special teams...Recorded 2 tackles and 1 PD from scrimmage...Majored in sports administration, where he earned academic honors.

HIGH SCHOOL, PERSONAL: Prepped at Dunnellon (FL) HS, where he was a two-way standout on the football team...Split time between CB and WR as a senior, earning All-County first-team honors on defense and a three-star rating from *Rivals.com* and *Scout.com*...Rated as the No. 21 CB prospect by ESPN...Participated in the Florida Athletic Coaches Association North-South All-Star game...Named to the *Florida Times-Union* Super 75 and ranked the No. 7 CB in the state...Rushed for 500 yards and had 53 tackles, 6 INTs and 3 PD during his junior year.

COMMUNITY: As a rookie, Brooks helped promote PLAY 60, the NFL movement for an active generation by joining teammates and local coaches at the Hispanic Heritage Month football clinic to teach predominantly Hispanic children the fundamentals of football...Supports Ravens players and team events, including A Purple Evening, the Ravens' annual women's event at M&T Bank Stadium, and participated in a tree planting event for Ravens GamePlanEarth, a week of environmental initiatives established and led by the Ravens to help better the Baltimore community...Joined the Lardarius Webb Charity Softball Game.

31 TERRENCE BROOKS

2014

GAME-BY-GAME DEFENSE

RAVENS

Date/Opp.	TT	Solo	Asst.	Sacks	INT	PD	FF	FR
9/7 vs. Cin.		SAW ACTION ON SPECIAL TEAMS						
9/11 vs. Pit.		SAW ACTION ON SPECIAL TEAMS						
9/21 @ Cle.		INACTIVE						
9/28 vs. Car.	2	2	0	0-0	0-0	0	0	0
10/5 @ Ind.	3	3	0	0-0	0-0	1	0	1
10/12 @ TB	2	2	0	0-0	0-0	0	0	0
10/19 vs. Atl.	6	5	1	0-0	0-0	0	0	0
10/26 @ Cin.	4	3	1	0-0	0-0	0	0	0
11/2 @ Pit.		INACTIVE						
11/9 vs. Ten.	1	0	1	0-0	0-0	1	0	0
11/24 @ NO	1	1	0	0-0	0-0	0	0	0
11/30 vs. SD		SAW ACTION ON SPECIAL TEAMS						
12/7 @ Mia.		INACTIVE						
12/14 vs. Jax.		SAW ACTION ON SPECIAL TEAMS						
12/21 @ Hou.		INJURED RESERVE - KNEE						
12/28 vs. Cle.		INJURED RESERVE - KNEE						
Totals	19	16	3	0-0	0-0	2	0	1
Playoffs								
1/3/15 @ Pit.		INJURED RESERVE - KNEE						
1/10/15 @ NE		INJURED RESERVE - KNEE						
Totals	0	0	0	0-0	0-0	0	0	0



REGULAR SEASON

Year	Team	GP	GS	TACKLES			SACKS		INTERCEPTIONS					FUMBLES		
				TT	Solo	Asst.	No.	Yards	No.	Yards	LG	TD	PD	FF	FR	Yards
2014	Baltimore	11	0	19	16	3	0.0	0.0	0	0	0	0	2	0	1	0
Totals		11	0	19	16	3	0.0	0.0	0	0	0	0	2	0	1	0

SPECIAL TEAMS TACKLES (0): 2014 (0)

CAREER SINGLE-GAME HIGHS (REGULAR SEASON)

Total Tackles: 6 (10/19/14 vs. Atl.)	Solo Tackles: 5 (10/19/14 vs. Atl.)
Sacks: None	Interceptions: None
Forced Fumbles: None	Fumble Recoveries: 1 (10/5/14 at Ind.)
Passes Defensed: 1 2 times (last: 11/9/14 vs. Ten.)	

POSTSEASON

Year	Team	GP	GS	TACKLES			SACKS		INTERCEPTIONS					FUMBLES		
				TT	Solo	Asst.	No.	Yards	No.	Yards	LG	TD	PD	FF	FR	Yards
2014	Baltimore	0	0	INJURED RESERVE - KNEE			--	--	--	--	--	--	--	--	--	--
Totals		0	0	0	0	0	0.0	0.0	0	0	0	0	0	0	0	0

PLAYOFF PICKS

In 23 playoff games, the Ravens' "D" has forced 43 INTs, including 31 thefts in their last 17 postseason contests. Baltimore's 43 INTs rank as the most in NFL postseason play since 2000, while the 682 INT return yards also stand first.


NFL POSTSEASON INTs LEADERS (2000-14)

Rk.	Team	INTs	Yards	TDs	Games
1.	Baltimore Ravens	43	682	5	23
2.	New England Patriots	38	562	5	29
3.	Seattle Seahawks	23	502	4	19

INTs Quick Hit:

- Under John Harbaugh (2008-14), the Ravens have posted an NFL-high 26 INTs during the postseason (GB is next best with 16 picks).





BALTIMORE
RAVENS

59

ARTHUR BROWN

INSIDE LINEBACKER | 6-0 | 240

COLLEGE: Kansas State HS: Wichita East (Wichita, KS)

BORN: 6/17/90, Wichita, KS

EXP. (NFL/RAVENS): 3/3 GP/GS (PLAYOFFS): 18/0 (0/0)

TRANSACTIONS

Arthur Brown was placed on Injured Reserve (hamstring) on 1/2/15...Was originally selected by the Ravens in the second round (56th overall) of the 2013 NFL Draft...Ravens traded their 62nd (second round), 165th (fifth round) and 199th (sixth round) draft choices to Seattle in exchange for the 56th pick.

CAREER

- Saw action in 14 games as a rookie (missed two contests with a chest injury) in 2013, finishing with 12 tackles (8 solo), a half-sack (-4.5 yards) and 1 FF
- Recorded his first-career NFL tackle and sack (a half-sack) in the 14-6 victory vs. Cle. (9/15/13)
- Played in his first-career NFL game, playing both from scrimmage and on special teams at Den. (9/5/13)



2014: (4/0, 0/0) Played in four games, seeing action on special teams in each contest...Placed on Injured Reserve (hamstring) on 1/2/15

- Saw action on special teams prior to leaving the game with a hamstring injury in the **season finale vs. Cle. (12/28)**
- Was a game-day inactive in **games 14-15** and **games 11-12**
- Saw action on special teams in the 21-7 victory in **game 10 vs. Ten. (11/9)** and **game 9 at Pit. (11/2)**
- Was a game-day inactive in **games 1-8**

2013: (14/0) Finished with 12 tackles (8 solo), a half-sack (-4.5 yards) and 1 FF, missing two contests with a chest injury... Also recorded 3 solo special teams stops

- Recorded 2 tackles and his first-career FF from scrimmage, plus 1 special teams stop in **game 13 vs. Min. (12/8)**
- Produced a career-high 4 tackles from scrimmage and had 1 QB hit in the 20-17 OT win in **game 9 vs. Cin. (11/10)**
- Recorded his first-career NFL tackle and sack (a half-sack) before leaving the game with a chest injury in the 14-6 victory in **game 2 vs. Cle. (9/15)**
- Saw action in his first-career NFL game, playing both from scrimmage and on special teams in **game 1 at Den. (9/5)**

COLLEGE: Led Kansas State, posting 100 total tackles (65 solo) to earn first-team All-Big 12 honors and multiple first-team All-American accolades as a senior in 2012...Selected as the conference's Defensive Player of the Year by its league coaches en route to an 11-2 overall record and Big 12 Championship title...Became first KSU player since Josh Buhl (2003) to record 100 tackles in back-to-back seasons... Also posted 4 PD, 2 INTs and 1 FR for a unit that ranked second in the league and 20th nationally in run defense (126.8 ypg)...Earned Big 12 Defensive Player of the Week after recording 8 stops, including 2 TFL, when he became the first player in 2012 to intercept West Virginia QB Geno Smith after

a then-NCAA record-setting 273-straight attempts without an INT...Recorded a team-leading 101 tackles, 2 sacks, 1 INT and 2 PD en route to earning first-team All-Big 12 honors and conference Defensive Newcomer of the Year in 2011... Finished eighth in the Big 12 in total tackles...Sat out the 2010 season under NCAA transfer rules, joining the Wildcats after two seasons at the University of Miami (FL)...Posted 13 tackles (8 solo) while seeing action in 13 games as a reserve and on special teams for the University of Miami in 2009... Also posted 1 FR...Recorded 4 tackles (2 solo) in 11 games as a freshman for the Hurricanes.

HIGH SCHOOL, PERSONAL: Prepped at Wichita East (KS) HS where he posted 151 tackles, 10 sacks and 1 FR-TD as a senior...Selected as a *Parade* All-American, was named to *USA Today's* All-USA squad and was also an EA Sports All-American...Graduated with a degree in social sciences from Kansas State...Brother, Bryce, was a RB at K-State and now plays for the Buffalo Bills after being selected by the Philadelphia Eagles in the seventh round of the 2012 NFL Draft.

COMMUNITY: In 2014, Brown and teammates visited with patients undergoing treatment at The Hoffberger Breast Center at Mercy as part of the NFL's A Crucial Catch Campaign...Also joined teammates at the Johns Hopkins Children's Center and helped spread holiday cheer as they participated in activities with children...In 2013, Brown helped promote PLAY 60, the NFL movement for an active generation, by participating in an assembly at Mayfield Woods Middle School...Brown led physical fitness drills and encouraged students to be active for at least 60 minutes a day...Supports Ravens team events, including the Ravens Draft Party held at M&T Bank Stadium.

59 ARTHUR BROWN

2014

GAME-BY-GAME DEFENSE

RAVENS

Date/Opp.	TT	Solo	Asst.	Sacks	INT	PD	FF	FR
9/7 vs. Cin.				INACTIVE				
9/11 vs. Pit.				INACTIVE				
9/21 @ Cle.				INACTIVE				
9/28 vs. Car.				INACTIVE				
10/5 @ Ind.				INACTIVE				
10/12 @ TB				INACTIVE				
10/19 vs. Atl.				INACTIVE				
10/26 @ Cin.				INACTIVE				
11/2 @ Pit.				SAW ACTION ON SPECIAL TEAMS				
11/9 vs. Ten.				SAW ACTION ON SPECIAL TEAMS				
11/24 @ NO				INACTIVE				
11/30 vs. SD				INACTIVE				
12/7 @ Mia.				SAW ACTION ON SPECIAL TEAMS				
12/14 vs. Jax.				INACTIVE				
12/21 @ Hou.				INACTIVE				
12/28 vs. Cle.				SAW ACTION ON SPECIAL TEAMS				
Totals	0	0	0	0-0	0-0	0	0	0

Playoffs

1/3/15 @ Pit.				INJURED RESERVE - HAMSTRING				
1/10/15 @ NE				INJURED RESERVE - HAMSTRING				
Totals	0	0	0	0-0	0-0	0	0	0

2013

GAME-BY-GAME DEFENSE

RAVENS

Date/Opp.	TT	Solo	Asst.	Sacks	INT	PD	FF	FR
9/5 @ Den.	0	0	0	0-0	0-0	0	0	0
9/15 vs. Cle.	1	0	1	0.5-4.5	0-0	0	0	0
9/22 vs. Hou.				INACTIVE - CHEST				
9/29 @ Buf.				INACTIVE - CHEST				
10/6 @ Mia.	1	1	0	0-0	0-0	0	0	0
10/13 vs. GB	0	0	0	0-0	0-0	0	0	0
10/20 @ Pit.	1	0	1	0-0	0-0	0	0	0
11/3 @ Cle.	1	1	0	0-0	0-0	0	0	0
11/10 vs. Cin.	4	2	2	0-0	0-0	0	0	0
11/17 @ Chi.	0	0	0	0-0	0-0	0	0	0
11/24 vs. NYJ	1	1	0	0-0	0-0	0	0	0
11/28 vs. Pit.	0	0	0	0-0	0-0	0	0	0
12/8 vs. Min.	2	2	0	0-0	0-0	0	1	0
12/16 @ Det.	1	1	0	0-0	0-0	0	0	0
12/22 vs. NE	0	0	0	0-0	0-0	0	0	0
12/29 @ Cin.	0	0	0	0-0	0-0	0	0	0
Totals	12	8	4	0.5-4.5	0-0	0	1	0

REGULAR SEASON

Year	Team	GP	GS	TACKLES			SACKS		INTERCEPTIONS					FUMBLES			
				TT	Solo	Asst.	No.	Yards	No.	Yards	LG	TD	PD	FF	FR	Yards	
2013	Baltimore	14	0	12	8	4	0.5	4.5	0	0	0	0	0	0	1	0	0
2014	Baltimore	4	0	0	0	0	0.0	0.0	0	0	0	0	0	0	0	0	0
Totals		18	0	12	8	4	0.5	4.5	0	0	0	0	0	1	0	0	

SPECIAL TEAMS TACKLES (3): 2013 (3)

CAREER SINGLE-GAME HIGHS (REGULAR SEASON)

Total Tackles:	Solo Tackles:
4 (11/10/13 vs. Cin.)	2 2 times (last: 12/8/13 vs. Min.)
Sacks:	Interceptions:
0.5 (9/15/13 vs. Cle.)	None
Forced Fumbles:	Fumble Recoveries:
1 (12/8/13 vs. Min.)	None
Passes Defensed:	
None	

POSTSEASON

Year	Team	GP	GS	TACKLES			SACKS		INTERCEPTIONS					FUMBLES			
				TT	Solo	Asst.	No.	Yards	No.	Yards	LG	TD	PD	FF	FR	Yards	
2014	Baltimore	0	0	INJURED RESERVE - HAMSTRING			--	--	--	--	--	--	--	--	--	--	--
Totals		0	0	0	0	0	0.0	0.0	0	0	0	0	0	0	0	0	0

RAVENS FRANCHISE FIRSTS

EVENT	OPPONENT	DATE	LOCATION
First Win	Oakland Raiders	9/1/96	Memorial Stadium
First Loss	Pittsburgh Steelers	9/8/96	Three Rivers Stadium
First Reception (Vinny Testaverde to TE Brian Kinchen 27 yards - first quarter)	Oakland Raiders	9/1/96	Memorial Stadium
First Touchdown (Vinny Testaverde 9-yard run - first quarter)	Oakland Raiders	9/1/96	Memorial Stadium
First Interception (Ray Lewis - second quarter)	Oakland Raiders	9/1/96	Memorial Stadium
First Field Goal (Matt Stover, 25 yards - second quarter)	Oakland Raiders	9/1/96	Memorial Stadium





BALTIMORE
RAVENS

14

MARLON BROWN
WIDE RECEIVER | 6-5 | 214

COLLEGE: Georgia **HS:** Harding Academy (Memphis, TN)
BORN: 4/22/91, Memphis, TN
EXP. (NFL/RAVENS): 3/3 **GP/GS (PLAYOFFS):** 28/13 (2/1)

TRANSACTIONS

Marlon Brown signed with the Ravens as a rookie free agent on 5/14/13.

HONORS

- Pepsi Next Rookie of the Week (Week 14, 2013)

CAREER

- Posted 24 receptions for 255 yards for an offense that established franchise single-season records in yards (5,838) and points scored (409) in 2014
- Finished third on the team with 49 receptions for 524 yards (second on team), including a team-leading and rookie franchise-record-tying 7 TDs in 2013
- Earned Pepsi Next Rookie of the Week honors when he set career highs in receptions (7) and receiving yards (92) and secured his first-career game-winning TD (with :04 remaining) in the 29-26 win vs. Min. (12/8/13)...His 7 catches for 92 yards led the team
- Started his first-career NFL game, grabbed his first-career reception (finished with 4 receptions for 65 yards) and his first-career TD (13-yarder) at Den. (9/5/13)
- Was one of just two rookie free agents (S Brynden Trawick) to make the Ravens' 2013 53-man opening-day roster



2014: (14/1, 2/1) Posted 24 receptions for 255 yards for an offense that established franchise single-season records in yards (5,838) and points scored (409)

- Started his first-career postseason game and led the team with 5 receptions for 39 yards for an offense that produced 428 yards in the **Divisional Playoff game at NE (1/10/15)**
- Subbed and led the Ravens with 5 receptions for 66 yards in the 20-12 victory in **game 14 vs. Jax. (12/14)**
- Started and recorded 3 receptions for 30 yards for an offense that produced 447 yards (264 passing and 183 rushing) and 4 TDs (2 rushing and 2 passing) in the 28-13 victory in **game 13 at Mia. (12/7)**
- Saw action in both postseason contests (one start) and finished third on the team with 6 receptions for 48 yards for an offense that produced 727 yards and 61 points in two playoff games...Added 2 special teams tackles

2013: (14/12) Finished third on the team with 49 receptions for 524 yards (second on team), including a team-leading and rookie franchise-record-tying 7 TDs...With his TD against the Browns in Week 2, Brown became the first rookie in Ravens franchise history to score a TD in each of his first two career games...Was one of just two rookie free agents (S Brynden Trawick) to make the Ravens' 53-man opening-day roster

- Earned Pepsi Next Rookie of the Week honors, after setting career highs in receptions (7) and receiving yards (92) and securing his first-career game-winning TD (with :04 remaining) in the 29-26 win in **game 13 vs. Min. (12/8)**... His 7 catches for 92 yards led the team

- Started and tied for the team lead (Torrey Smith) with 5 receptions for 54 yards, a career-high 2 TDs and caught a 2-point conversion in **game 8 at Cle. (11/3)**
- Started and hauled in 4 receptions for 45 yards and 1 TD in the 14-6 victory in **game 2 vs. Cle. (9/15)**...With his TD against the Browns in Week 2, Brown became the first rookie in Ravens franchise history to score a TD in each of his first two career games
- Started his first-career NFL game, pulled in his first-career reception (finished with 4 receptions for 65 yards) and his first-career TD (13-yarder) in **game 1 at Den. (9/5)**

COLLEGE: Appeared in 40 career games (11 starts) at Georgia, recording 55 receptions for 851 yards and 8 TDs... Registered four-career 100-yard receiving contests...Played in eight games (six starts) as a senior in 2012, catching 27 receptions for 469 yards and 4 TDs (all career-highs)...Led the Bulldogs with 113 receiving yards and 1 TD vs. Ole Miss before suffering a season-ending knee injury...Appeared in 12 games (five starts) as a junior in 2011, recording 15 catches for 234 yards and 3 TDs...Led the team with a career-high 121 yards on 4 receptions and hauled in a career-best 2 TDs, including a 75-yard TD grab, at Vanderbilt...Earned Georgia's Most Improved Player Award for offense as a sophomore in 2010, playing in 12 games and recording 11 receptions for 133 yards and 1 TD...Hauled in his first-career TD on an eight-yard pass at Colorado...Played in eight games as a true freshman in 2009, recording 2 catches for 15 yards...Majored in psychology at Georgia.

14 MARLON BROWN

HIGH SCHOOL, PERSONAL: Prepped at the Harding Academy (Memphis, TN), where he became the first Memphis private-schooler to be named a *Parade* All-American in 2009...Also earned *USA Today* All-USA second-team honors...Was tabbed the No. 2 WR by *Scout.com*, was No. 3 by *ESPN.com* and No. 5 nationally by *Rivals.com*...Recorded 1,785 all-purpose yards with 19 TDs in 2008, including 338 yards and 4 TDs in the state championship game...Was named Tennessee's Mr. Football in 2008, as well as *Tennessee Sports Writers Association* Division 2-A All-State (2007-08) and *Atlanta Journal-Constitution* Super Southern 100...catching 41 passes for 861 yards and 6 TDs, while rushing for 629 yards and 10 TDs in 2007...Also played basketball at Harding, where he was named 2008 *Tennessee Sports Writers Association* Division 2-A All-State.

COMMUNITY: In 2014, Brown was awarded the Ravens Roost Extra Effort Award and attended the annual banquet in support of Hagerstown-area youth football teams...Supported the Ravens Hometown Huddle in Oct. 2014 by taking part in the third annual Ravens TEAM Challenge

at M&T Bank Stadium...Brown joined teammates and Ravens cheerleaders to complete various tasks alongside students from Liberty Elementary (Baltimore, MD)...The NFL/United Way Hometown Huddle is a league-wide day of service designed to bring awareness and impact to the issue of youth health and fitness...In 2013, Brown joined teammates in encouraging students to be active for at least 60 minutes a day in a PLAY 60 assembly at Mayfield Woods Middle School...Supports Ravens players and team events, including A Purple Evening, the Ravens' annual women's event at M&T Bank Stadium and former teammates Jacoby Jones' Charity Bowling Night and Torrey Smith's Celebrity Server Night...Named the 2013 Ravens Roost Unsung Hero, an award presented annually to the Ravens player who best demonstrates outstanding performance on the field, but does not receive recognition for his accomplishments... Presidents of the individual Ravens Roosts selected Brown for the honor...He accepted the award at the group's annual Bull and Oyster Roast in February, 2014.

2014

GAME-BY-GAME OFFENSE

RAVENS Date/Opp.	RECEIVING					RUSHING				
	No.	Yds.	Avg.	LG	TD	No.	Yds.	Avg.	LG	TD
9/7 vs. Cin.	0	0	0.0	0	0	0	0	0.0	0	0
9/11 vs. Pit.	0	0	0.0	0	0	0	0	0.0	0	0
9/21 @ Cle.	1	15	15.0	15	0	0	0	0.0	0	0
9/28 vs. Car.	3	31	10.3	15	0	0	0	0.0	0	0
10/5 @ Ind.	0	0	0.0	0	0	0	0	0.0	0	0
10/12 @ TB	INACTIVE - PELVIS					--	--	--	--	--
10/19 vs. Atl.	INACTIVE - PELVIS					--	--	--	--	--
10/26 @ Cin.	1	2	2.0	2	0	0	0	0.0	0	0
11/2 @ Pit.	3	27	9.0	18	0	0	0	0.0	0	0
11/9 vs. Ten.	2	18	9.0	11	0	0	0	0.0	0	0
11/24 @ NO	1	14	14.0	14	0	0	0	0.0	0	0
11/30 vs. SD	3	25	8.3	10	0	0	0	0.0	0	0
12/7 @ Mia.	3	30	10.0	14	0	0	0	0.0	0	0
12/14 vs. Jax.	5	66	13.2	22	0	0	0	0.0	0	0
12/21 @ Hou.	1	10	10.0	10	0	0	0	0.0	0	0
12/28 vs. Cle.	1	17	17.0	17	0	0	0	0.0	0	0
Totals	24	255	10.6	22	0	0	0	0.0	0	0
Playoffs										
1/3/15 @ Pit.	1	9	9.0	9	0	0	0	0.0	0	0
1/10/15 @ NE	5	39	7.8	13	0	0	0	0.0	0	0
Totals	6	48	8.0	13	0	0	0	0.0	0	0

2013

GAME-BY-GAME OFFENSE

RAVENS Date/Opp.	RECEIVING					RUSHING				
	No.	Yds.	Avg.	LG	TD	No.	Yds.	Avg.	LG	TD
9/5 @ Den.	4	65	16.3	23	1	0	0	0.0	0	0
9/15 vs. Cle.	4	45	11.3	18	1	0	0	0.0	0	0
9/22 vs. Hou.	2	6	3.0	4	0	0	0	0.0	0	0
9/29 @ Buf.	4	34	8.5	14	1	0	0	0.0	0	0
10/6 @ Mia.	INACTIVE - THIGH					--	--	--	--	--
10/13 vs. GB	3	71	23.7	59	0	1	-2	-2.0	-2	0
10/20 @ Pit.	4	22	5.5	9	0	0	0	0.0	0	0
11/3 @ Cle.	5	54	10.8	19t	2	0	0	0.0	0	0
11/10 vs. Cin.	1	10	10.0	10	0	0	0	0.0	0	0
11/17 @ Chi.	INACTIVE - KNEE					--	--	--	--	--
11/24 vs. NYJ	1	1	1.0	1	0	0	0	0.0	0	0
11/28 vs. Pit.	1	12	12.0	12	0	0	0	0.0	0	0
12/8 vs. Min.	7	92	13.1	35	1	0	0	0.0	0	0
12/16 @ Det.	4	31	7.8	24	0	0	0	0.0	0	0
12/22 vs. NE	4	51	12.8	21	0	0	0	0.0	0	0
12/29 @ Cin.	5	30	6.0	9	1	0	0	0.0	0	0
Totals	49	524	10.7	59	7	1	-2	-2.0	-2	0

PLAYOFF PERFORMERS

The Baltimore Ravens have earned 10 playoff berths in their 19-year history (2014, 2012, 2011, 2010, 2009, 2008, 2006, 2003, 2001, 2000). Baltimore's 10 berths since 2000 rank third in the AFC and tie for fourth in the NFL.

AFC PLAYOFF BERTHS (2000-14)

Rk.	Team	Berths
1.	Indianapolis Colts	13
2.	New England Patriots	12
3.	Baltimore Ravens	10
4.	Pittsburgh Steelers	9
5.	Denver Broncos	8

NFC PLAYOFF BERTHS (2000-14)

Rk.	Team	Berths
1.	Green Bay Packers	11
2.	Philadelphia Eagles	10
3.	Seattle Seahawks	9
4.	New York Giants	7

14 MARLON BROWN

REGULAR SEASON

Year	Team	GP	GS	RECEIVING					RUSHING				
				No.	Yards	Avg.	LG	TD	No.	Yards	Avg.	LG	TD
2013	Baltimore	14	12	49	524	10.7	59	#7	1	-2	-2.0	-2	0
2014	Baltimore	14	1	24	255	10.6	22	0	0	0	0.0	0	0
Totals		28	13	73	779	10.7	59	7	1	-2	-2.0	-2	0

*LED TEAM

#ROOKIE FRANCHISE RECORD

CAREER SINGLE-GAME HIGHS (REGULAR SEASON)

RECEIVING

Receptions:

7 (12/8/13 vs. Min.)

Yardage:

92 (12/8/13 vs. Min.)

Long Gain:

59 (10/13/13 vs. GB)

Touchdowns:

2 (11/3/13 at Cle.)

RUSHING

Carries:

1 (10/13/13 vs. GB)

Yardage:

-2 (10/13/13 vs. GB)

Long Gain:

-2 (10/13/13 vs. GB)

Touchdowns:

None

POSTSEASON

Year	Team	GP	GS	RECEIVING					RUSHING				
				No.	Yards	Avg.	LG	TD	No.	Yards	Avg.	LG	TD
2014	Baltimore	2	1	6	48	8.0	13	0	0	0	0.0	0	0
Totals		2	1	6	48	8.0	13	0	0	0	0.0	0	0

RAVENS ALL-TIME TOP 10 OFFENSIVE/DEFENSIVE GAMES

(Total Net Yards - Regular Season and Postseason)

OFFENSIVE / YARDS GAINED

Rank	Yards	Rush	Pass	Date	Opponent
1.	553	168	385	9/25/11	at St. Louis
2.	548	308	240	12/13/09	Detroit
3.	533	224	309	12/23/12	New York Giants
4.	503	121	382	9/23/12	New England
5.	501	198	303	9/13/09	Kansas City
6.	479	155	324	11/12/13	at Denver
	479	142	337	9/27/09	Cleveland
	479	250	229	11/19/00	Dallas
9.	478	74	404	10/27/96	St. Louis
10.	475	169	306	10/12/14	at Tampa Bay

DEFENSIVE / YARDS ALLOWED

Rank	Yards	Rush	Pass	Date	Opponent
1.	94	4	90	9/24/00	Cincinnati
2.	107	52	55	10/10/04	at Washington
3.	112	28	84	11/26/00	Cleveland
4.	121	47	74	11/9/03	at St. Louis
5.	128	64	64	12/10/00	San Diego
6.	132	47	85	11/14/99	at Jacksonville
7.	142	26	116	9/10/06	at Tampa Bay
8.	150	38	112	10/2/11	New York Jets
9.	151	46	105	1/13/02	at Miami (Wild Card)
	151	49	102	1/2/00	at New England



BALTIMORE
RAVENS

17

JEREMY BUTLER
WIDE RECEIVER | 6-2 | 213

COLLEGE: Tennessee-Martin **HS:** Booker (Sarasota, FL)
BORN: 4/22/91, Bradenton, FL
EXP. (NFL/RAVENS): 2/2 **GP/GS (PLAYOFFS):** 0/0 (0/0)

TRANSACTIONS

Jeremy Butler was placed on Injured Reserve (shoulder) on 8/30/14...Originally signed with the Ravens as a rookie free agent on 5/12/14.

CAREER

- Spent his entire rookie season (2014) on Injured Reserve due to a shoulder injury suffered in training camp



2014: (0/0 – Injured Reserve) Spent his entire rookie season on Injured Reserve due to a shoulder injury suffered in training camp

COLLEGE: Recorded 141 receptions (third most in school history) for 1,953 yards (fifth most in school history) and 20 TDs (second most in school history) in two seasons with the Skyhawks...Earned third-team All-American honors as a senior after posting 90 catches for 1,203 yards and 10 TDs in 2013...In his first season at UT-Martin in 2012, Butler racked up 51 catches for 750 yards (14.7 yards) and 10 TDs...Earned

Ohio Valley Conference Newcomer of the Week honors after posting 13 catches for 142 yards and 2 TDs at Tennessee Tech...Prior to playing for the Skyhawks, he starred at the College of the Sequoias (Visalia, CA), appearing in 11 games, recording 48 receptions for 617 yards and 6 TDs in 2011... Played at Reedly (CA) Community College in 2009, when he recorded 20 catches for 204 yards and 1 TD in 10 games.

HIGH SCHOOL, PERSONAL: Prepped at Booker (Sarasota, FL) HS, where he lettered twice in football and was named first team All-Area as a senior.

REGULAR SEASON

Year	Team	GP	GS	RECEIVING					RUSHING				
				No.	Yards	Avg.	LG	TD	No.	Yards	Avg.	LG	TD
2014	Baltimore	0	0	INJURED RESERVE - SHOULDER					--				
Totals		0	0	0	0	0.0	0	0	0	0	0.0	0	0

CAREER SINGLE-GAME HIGHS (REGULAR SEASON)

RECEIVING	RUSHING
Receptions: None	Carries: None
Yardage: None	Yardage: None
Long Gain: None	Long Gain: None
Touchdowns: None	Touchdowns: None

POSTSEASON

Year	Team	GP	GS	RECEIVING					RUSHING				
				No.	Yards	Avg.	LG	TD	No.	Yards	Avg.	LG	TD
2014	Baltimore	0	0	INJURED RESERVE - SHOULDER					--				
Totals		0	0	0	0	0.0	0	0	0	0.0	0	0	

DID YOU KNOW?

Rookie free agents T James Hurst, LB Zachary Orr and RB Fitzgerald Toussaint made the Ravens' 53-man Week 1 roster in 2014. That marks the 11th-straight season a RFA has made Baltimore's roster, tying for the NFL's third-longest streak.

CONSECUTIVE SEASONS W/ ROOKIE FA ON WEEK 1 ROSTER
(Current NFL Streaks)

Rk.	Team	Seasons
1.	Indianapolis Colts	15
2.	Kansas City Chiefs	12
3.	Baltimore Ravens	11
	Denver Broncos	11
	New England Patriots	11



BALTIMORE
RAVENS

15

MICHAEL CAMPANARO

WIDE RECEIVER/RETURN SPECIALIST | 5-9 | 185

COLLEGE: Wake Forest HS: River Hill (Clarksville, MD)

BORN: 1/25/91, Clarksville, MD

EXP. (NFL/RAVENS): 2/2 GP/GS (PLAYOFFS): 4/0 (2/0)

TRANSACTIONS

Michael Campanaro was selected by the Ravens in the seventh round (218th overall) of the 2014 NFL Draft...Ravens acquired the 218th pick from the Browns in exchange for a 2015 draft choice.

CAREER

- Played in four games as a rookie in 2014 (missed six contests with a thigh injury), posting 7 receptions for 102 yards and 1 TD for an offense that established single-season franchise records in yards (5,838) and points scored (409)
- His first-career catch was a 19-yard TD in his first-career NFL game in the 48-17 victory at TB (10/12/14)



2014: (4/0, 2/0) Recorded 7 receptions for 102 yards and 1 TD for an offense that established franchise single-season records in yards (5,838) and points scored (409)...Missed six games (9-14) due to a thigh injury

- Played in both postseason contests, contributing 4 receptions for 39 yards for an offense that produced 727 yards and 61 points
- Subbed and recorded his first-career postseason catch (finished with 4 receptions for 39 yards) for an offense that produced 428 yards in the **Divisional Playoff game at NE (1/10/15)**
- Had 1 reception for 17 yards for an offense that produced 419 yards and scored 17 unanswered points in the fourth quarter in the **season finale vs. Cle. (12/28)**
- Tied for the team lead (Steve Smith Sr.) with a career-high 3 receptions for 40 yards and recorded 2 PRs for 17 yards, before leaving the game with a thigh injury, in **game 8 at Cin. (10/26)**
- Subbed and recorded 1 reception for 17 yards in the 29-7 victory in **game 7 vs. Atl. (10/19)**
- Played in his first NFL game and recorded his first-career reception (good for a 19-yard TD), finishing with 2 receptions for 28 yards in the 48-17 victory in **game 6 at TB (10/12)**

COLLEGE: Finished his Demon Deacons career as the school's all-time leader in receptions (229) and ranked third in career receiving yards (2,506)...His 14 receiving TDs ranked eighth in school history...Tallied 35 KORs for 828 yards (23.7 avg.), with a long of 53...Also posted 26 PRs for 156 yards (6.0 avg.), 1 TD and a long of 50...Also completed 6 of 7 pass attempts for 174 yards and 4 TDs, adding 51 rushes for 238 yards and 2 TDs during his four-year career...Started all eight games he played in and earned second-team All-ACC honors while leading the team with 67 catches for 803 receiving yards and 6 TDs as a senior in 2013...Averaged 100.4 receiving yards per game and ranked sixth in the ACC

in receptions despite missing the season's final four games with a shoulder injury...His 107.8 all-purpose yards per game also led the team...Completed 2 passes for 29 yards, including a 25-yard TD...Produced 122 receiving yards on 11 receptions and threw a 4-yard TD pass in the 34-10 victory vs. Maryland...Posted 16 catches for 177 yards vs. Louisiana-Monroe, tying a career best in receptions and the school record he set in 2012...Saw action in 10 games (nine starts) and was named second-team All-ACC and was a two-time ACC Receiver of the Week honoree, finishing with a career-high 79 catches for 763 yards and 6 TDs as a junior in 2012...His 79 receptions ranked fourth in school history and were tops in the ACC...Rushed 16 times for 82 yards and 1 TD, also leading the team in scoring with 42 points on 7 total TDs...Produced 196 all-purpose yards and 3 TDs vs. Army...Posted 12 catches for 153 yards and 2 receiving TDs, in addition to rushing 5 times for 31 yards and a score against the Black Knights...Tied an ACC record for most receptions in a single game with 16 catches vs. Boston College...His 3 TD receptions against the Eagles also tied a school record and were the most by a Demon Deacon since 1995...Played in 12 games, including 11 starts, earning third-team All-ACC selection (*Phil Steele*)...Caught 73 passes for a career-high 833 yards and 2 TDs as a sophomore in 2011...Teamed with WR Chris Givens (83 receptions) to become the most potent pair of Wake Forest wideouts in school history with 156 combined catches...Was one of the team's primary punt returners with 9 PRs for 81 yards, including a 50-yard TD...Racked up 10 catches for 128 yards receiving in the Music City Bowl vs. Mississippi State...Attempted and completed his first-career pass on a 40-yard TD strike to Danny Dembry against N.C. State, also becoming the first Demon Deacon since 2010 (Marshall Williams) to throw and catch a TD in the same game...Caught his first-career TD pass in the season opener at Syracuse, finishing with 7 catches for 79 yards...Named-fourth team All-ACC as a KOR (*Phil Steele*), leading Wake Forest in KORs (28), KOR yards

15 MICHAEL CAMPANARO

(679) and KOR average (24.3) after playing in 12 games (one start) as a freshman in 2010...Also posted 10 catches for 107 yards and 29 rushing attempts for 123 yards and 1 TD... Ranked second on the team with 909 all-purpose yards... Rushed for 41 yards and scored his first collegiate TD on a 22-yard reverse at Stanford...Redshirted as a true freshman in 2009...Majored in communications at Wake Forest

HIGH SCHOOL, PERSONAL: Prepped at River Hill (Clarksville, MD) HS, where he earned *Washington Post* All-Met Offensive Player of the Year honors as a senior...Named the Howard County Offensive Player of the Year in 2008, helping River Hill to consecutive 2A State Championships in 2007 and 2008...Ran for 1,848 yards and 29 TDs as a senior while catching 17 passes for 266 yards and 7 scores...Also had 71 tackles and 7 INTs on defense as a senior...Registered over 6,500 yards and 90 TDs during his three-year varsity career, also returning 8 kicks for TDs...**Last name is pronounced: camp-ah-NAIR-oh.**

COMMUNITY: As a rookie, Campanaro helped promote PLAY 60, the NFL movement for an active generation, by joining teammates and local coaches at the Hispanic Heritage Month football clinic to teach predominantly Hispanic children the fundamentals of football...Joined with former teammate Torrey Smith to host a free pet adoption event for the Animal Planet's Road to the Puppy Bowl at Baltimore Animal Rescue & Care Shelter (BARCS)... Hosted a Marine Toys for Tots drive at his alma mater, River Hill (Clarksville, MD) HS...Following the 2015 unrest in Baltimore City, Campanaro teamed with Under Armour to donate 80 cleats to the Frederick Douglass HS varsity and junior varsity football teams...Also supports team events, including A Purple Evening, the Ravens' annual women's event at M&T Bank Stadium.



2014

GAME-BY-GAME OFFENSE

Date/Opp.	RAVENS RECEIVING					RUSHING				
	No.	Yds.	Avg.	LG	TD	No.	Yds.	Avg.	LG	TD
9/7 vs. Cin.	INACTIVE					--	--	--	--	--
9/11 vs. Pit.	INACTIVE					--	--	--	--	--
9/21 @ Cle.	INACTIVE					--	--	--	--	--
9/28 vs. Car.	INACTIVE					--	--	--	--	--
10/5 @ Ind.	INACTIVE					--	--	--	--	--
10/12 @ TB	2	28	14.0	19t	1	0	0	0.0	0	0
10/19 vs. Atl.	1	17	17.0	17	0	0	0	0.0	0	0
10/26 @ Cin.	3	40	13.3	19	0	0	0	0.0	0	0
11/2 @ Pit.	INACTIVE - THIGH					--	--	--	--	--
11/9 vs. Ten.	INACTIVE - THIGH					--	--	--	--	--
11/24 @ NO	INACTIVE - THIGH					--	--	--	--	--
11/30 vs. SD	INACTIVE - THIGH					--	--	--	--	--
12/7 @ Mia.	INACTIVE - THIGH					--	--	--	--	--
12/14 vs. Jax.	INACTIVE - THIGH					--	--	--	--	--
12/21 @ Hou.	INACTIVE					--	--	--	--	--
12/28 vs. Cle.	1	17	17.0	17	0	0	0	0.0	0	0
Totals	7	102	14.6	19t	1	0	0	0.0	0	0
Playoffs										
1/3/15 @ Pit.	0	0	0.0	0	0	0	0	0.0	0	0
1/10/15 @ NE	4	39	9.8	16	0	1	0	0.0	0	0
Totals	4	39	9.8	16	0	1	0	0.0	0	0

2014

GAME-BY-GAME RETURNS

Date/Opp.	RAVENS KICKOFF RETURNS					PUNT RETURNS					
	No.	Yds.	Avg.	LG	TD	No.	FC	Yds.	Avg.	LG	TD
9/7 vs. Cin.	INACTIVE					--	--	--	--	--	--
9/11 vs. Pit.	INACTIVE					--	--	--	--	--	--
9/21 @ Cle.	INACTIVE					--	--	--	--	--	--
9/28 vs. Car.	INACTIVE					--	--	--	--	--	--
10/5 @ Ind.	INACTIVE					--	--	--	--	--	--
10/12 @ TB	0	0	0.0	0	0	0	1	0	0.0	0	0
10/19 vs. Atl.	0	0	0.0	0	0	0	0	0	0.0	0	0
10/26 @ Cin.	0	0	0.0	0	0	2	0	17	8.5	9	0
11/2 @ Pit.	INACTIVE - THIGH					--	--	--	--	--	--
11/9 vs. Ten.	INACTIVE - THIGH					--	--	--	--	--	--
11/24 @ NO	INACTIVE - THIGH					--	--	--	--	--	--
11/30 vs. SD	INACTIVE - THIGH					--	--	--	--	--	--
12/7 @ Mia.	INACTIVE - THIGH					--	--	--	--	--	--
12/14 vs. Jax.	INACTIVE - THIGH					--	--	--	--	--	--
12/21 @ Hou.	INACTIVE					--	--	--	--	--	--
12/28 vs. Cle.	0	0	0.0	0	0	0	0	0	0.0	0	0
Totals	2	1	17	8.5	9	0	1	17	8.5	9	0
Playoffs											
1/3/15 @ Pit.	0	0	0.0	0	0	0	1	0	0.0	0	0
1/10/15 @ NE	0	0	0.0	0	0	0	0	0	0.0	0	0
Totals	0	0	0.0	0	0	0	1	0	0.0	0	0

15 MICHAEL CAMPANARO

REGULAR SEASON

Year	Team	GP	GS	RECEIVING					RUSHING				
				No.	Yards	Avg.	LG	TD	No.	Yards	Avg.	LG	TD
2014	Baltimore	4	0	7	102	14.6	19t	1	0	0	0.0	0	0
Totals		4	0	7	102	14.6	19t	1	0	0	0.0	0	0

CAREER SINGLE-GAME HIGHS (REGULAR SEASON)

RECEIVING	RUSHING
Receptions: 3 (10/26/14 at Cin.)	Carries: None
Yardage: 40 (10/26/14 at Cin.)	Yardage: None
Long Gain: 19 2 times (last: 10/26/14 at Cin.)	Long Gain: None
Touchdowns: 1 (10/12/14 at TB)	Touchdowns: None

Year	Team	GP	GS	KICKOFF RETURNS					PUNT RETURNS					
				No.	Yards	Avg.	LG	TD	No.	FC	Yards	Avg.	LG	TD
2014	Baltimore	4	0	0	0	0.0	0	0	2	1	17	8.5	9	0
Totals		4	0	0	0	0.0	0	0	2	1	17	8.5	9	0

POSTSEASON

Year	Team	GP	GS	RECEIVING					RUSHING				
				No.	Yards	Avg.	LG	TD	No.	Yards	Avg.	LG	TD
2014	Baltimore	2	0	4	39	9.8	16	0	1	0	0.0	0	0
Totals		2	0	4	39	9.8	16	0	1	0	0.0	0	0

Year	Team	GP	GS	KICKOFF RETURNS					PUNT RETURNS					
				No.	Yards	Avg.	LG	TD	No.	FC	Yards	Avg.	LG	TD
2014	Baltimore	2	0	0	0	0.0	0	0	0	1	0	0.0	0	0
Totals		2	0	0	0	0.0	0	0	0	1	0	0.0	0	0

TURNOVER TABLE SINCE 2000

Year	TA/TO	Plus/Minus	Record
2014	22/20	+2	10-6
2013	24/29	-5	8-8
2012	25/16	+9	10-6
2011	25/23	+2	12-4
2010	27/20	+7	12-4
2009	32/22	+10	9-7
2008	34/21	+13	11-5
2007	23/40	-17	5-11
2006	40/23	+17	13-3
2005	26/36	-10	6-10
2004	34/23	+11	9-7
2003	41/38	+3	10-6
2002	31/32	-1	7-9
2001	28/36	-8	10-6
2000	49/26	+23	12-4
Total	461/401	+60	144-96

Since 2000, here are the Ravens' records in a game:

When turnover ratio is +2 or better.....	67-3
When turnover ratio is +1 or better.....	95-11
When turnover ratio is even.....	25-18
When turnover ratio is negative.....	23-67



BALTIMORE
RAVENS

99

CHRIS CANTY
DEFENSIVE END | 6-7 | 320

COLLEGE: Virginia HS: Charlotte Latin School (Charlotte, NC)

BORN: 11/10/82, Charlotte, NC

EXP. (NFL/RAVENS): 11/3 GP/GS (PLAYOFFS): 139/119 (8/7)

TRANSACTIONS

Chris Canty re-signed with the Ravens on 3/18/15...Contract terminated by Baltimore on 2/27/15...Signed with the Ravens on 3/13/13...Released by the New York Giants on 2/6/13...Signed with the New York Giants as an unrestricted free agent on 3/1/09...Originally drafted by Dallas in the fourth round (132nd overall) of the 2005 NFL Draft.

CAREER

- Has 339 tackles (223 solo), 21.5 sacks (-147 yards), 18 PD, 5 FFs and 1 FR
- Posted a career-high 2 FFs at Buf. (9/29/13)
- Produced a career-high 8 tackles at Bal. (12/23/12)
- Recorded a career-high 4 sacks in 2011
- Won Super Bowl XLVI with the NY Giants in 2011, while starting all 16 games and recording career highs in tackles (47), solo stops (31) and sacks (4)



2014: (with Baltimore – 11/11, 2/1) Contributed 33 tackles, a half-sack (-3 yards), 2 PD and 1 FF for a defense that finished second (tied with Philadelphia) in the league with 49 sacks (Buffalo - 54)...The Ravens allowed the sixth-fewest points per game (18.9) in 2014...Missed four games with a wrist injury and one game with an ankle injury

- Saw action in both postseason contests (one start) and had 2 solo tackles for a defense that produced 7 sacks and allowed just 82 rushing yards in two playoff games
- Started and contributed 4 tackles for a defense that posted a season-high 8 sacks and held the Jaguars to 28% (5 of 18) on third down in **game 14 vs. Jax. (12/14)**
- Started and posted a season-high 5 tackles and 1 FF (recovered by the Ravens) in **game 12 vs. SD (11/30)**
- Started his first game in four weeks (wrist) and posted 4 tackles and a half-sack (-3 yards) in **game 9 at Pit. (11/2)**
- Started and produced 4 tackles and 1 PD for a defense that held the Panthers to 67 yards rushing in the 38-10 victory in **game 4 vs. Car. (9/28)**

2013: (with Baltimore – 15/13) Posted 30 tackles (20 solo), 2 sacks (-22 yards), 4 PD and a career-high 2 FFs in his first season with the Ravens

- Started his 100th-career game and posted 3 solo tackles in **game 7 at Pit. (10/20)**
- Started and contributed 5 tackles (3 solo), 1 sack (-18 yards) and a career-high 2 FFs (one of which was recovered by the Ravens and led to a TD three plays later) for a defense that forced 3 turnovers in **game 4 at Buf. (9/29)**
- Started and posted 2 solo tackles, including 1 sack (-4 yards) and a team-high-tying 3 QB hits (OLB Terrell Suggs), in **game 1 at Den. (9/5)**

2012: (with NY Giants – 9/9) Produced 28 tackles (20 solo) and 3 sacks (-19 yards) despite playing in just nine games (started the season on PUP - knee)...Activated off PUP on 10/20

- Started at DT and recorded a career-high 8 tackles (5 solo), including 2 TFL, in **game 15 at Bal. (12/23)**
- Started and netted 5 solo tackles, including 1 sack (-5 yards), in **game 14 at Atl. (12/16)**
- Posted 2 solo tackles, including a sack (-12 yards), and added 3 other QB hits in **game 8 at Dal. (10/28)**

2011: (with NY Giants – 16/16, 4/4) Produced 47 tackles (31 solo), a career-high 4 sacks and 1 PD during the regular season

- Netted 5 tackles and a sack in **game 13 at Dallas (12/11)**
- Recorded a season-high 6 tackles in **game 12 vs. GB (12/4)**
- Produced 3 solo tackles, including a sack (-5 yards) in the **season opener at Was. (9/11)**
- Contributed 5 tackles and 2 PD in four postseason contests, en route to the Giants' Super Bowl XLVI victory

2010: (with NY Giants – 16/16) Recorded 39 tackles (28 solo), 3 PD, 1.5 sacks (-14 yards) and 1 FF for the NFL's fifth-ranked defense (yards per game allowed)

- Contributed 5 tackles (4 solo) and a sack (-9 yards) in **game 4 vs. Chi. (10/3)**
- Netted a season-high 6 tackles and a half-sack in **game 1 vs. Car. (9/12)**

2009: (with NY Giants – 8/4) Posted 13 tackles and a half-sack despite missing eight games with hamstring and knee injuries

- Tied a season-high with 4 tackles and a half-sack in **the season finale vs. Car. (12/27)**

99 CHRIS CANTY

- Netted 2 solo tackles in the **season-opening victory vs. Was. (9/13)**

2008: (with Dallas – 16/16) Contributed 37 tackles (25 solo), 3 sacks (-23.5 yards) and a career-high 5 PD while starting all 16 games for the third-consecutive season

- Tied a season high with 5 tackles, recorded 1 sack and netted a PD in **game 14 vs. NYG (12/14)**
- Had 2 solo tackles, including 1 TFL, for a defense that held the 49ers to just 26 rushing yards in **game 11 vs. SF (11/23)**
- Posted 2 solo tackles, 2 QB pressures and 1 sack (-13 yards) in **game 9 at NYG (11/2)**

2007: (with Dallas – 16/16, 1/1) Recorded 43 tackles (30 solo), 3.5 sacks, 2 PD and his first-career FR for a defense that ranked third in the NFL (yards per game allowed)

- Posted 3 tackles (2 solo), 1 sack (-9 yards) and 3 TFL in **game 11 vs. NYJ (11/22)**
- Netted 2 tackles and his first-career FR in **game 10 vs. Was. (11/18)**
- Posted a season-high 5 tackles and recorded 1 sack (-7 yards) in **game 9 at NYG (11/11)**

2006: (with Dallas – 16/16, 1/1) Contributed 33 tackles, 1 sack and 1 PD in his first season starting all 16 games

- Had 3 solo tackles and a sack in **game 3 at Ten. (10/1)**
- Produced 4 tackles in the **season opener at Jax. (9/10)**

2005: (with Dallas – 16/2) Recorded 36 tackles (24 solo), 2.5 sacks (-17.5 yards) and 1 FF as a rookie

- Started his first-career NFL game and responded with 3 solo tackles in **game 12 at NYG (12/4)**
- Contributed 4 tackles (2 solo) and 1 sack (-7 yards) in **game 11 vs. Den. (11/24)**
- Produced 1 solo tackle and his first-career FF in **game 9 at Phi. (11/14)**

COLLEGE: Totaled 243 tackles (143 solo) while becoming a two-time second-team All-Atlantic Coast Conference selection and led all ACC D-linemen in tackles as a sophomore and junior...Produced 30 tackles, 7 TFL, 1 sack and 1 FF as a senior, prior to tearing the ACL, MCL and PCL in his knee in the fourth game of the season...As a junior, received the Ned McDonald Award as Virginia's Most Outstanding Defensive Player, recording a career-high 104 tackles, 12 TFL and 4 sacks...Became only the second D-lineman in school history to record more than 100 tackles in a season and earned All-ACC Academic honors...Despite missing three games because of an injury, finished his sophomore season with 86 tackles, 4 TFL, 4 PD, 3 FRs and 2 sacks while starting eight of 11 games...Played 12 games (one start), recording 23 tackles and 2 PD as a reserve DE in 2001 as a redshirt freshman...Received his bachelor's degree in African-American studies in May 2004 and completed graduate course work in secondary education during his final football season at Virginia.

HIGH SCHOOL, PERSONAL: Prepped at Charlotte (NC) Latin School, finishing his career with 161 tackles, 12 sacks and 2 FRs...Earned All-State honors as a senior TE and DE after recording 20 catches for 400 yards and 89 tackles with 7 sacks...Was also a two-year letterman and All-Conference honoree on the basketball team...Canty's mother, Shirley, is an ordained Methodist minister.

COMMUNITY: Established the Chris Canty Foundation, whose mission is dedicated to enhancing the development of youth in our communities...Goal of the foundation is to utilize the platform of sports to affect positive change in the lives of children through mentoring, educational programs, health and fitness activities thus promoting health and well-being...Hosts an annual Champions Golf Classic at the Alpine Country Club in Demarest, NJ, and the Community Golf Classic at the Old Sycamore Golf Plantation in Charlotte, NC...All proceeds from both events benefit his foundation, specifically educational programs, health/fitness activities and community service projects for students in grades K-12...Continues to host the Chris Canty Camp of Champions summer football camp for youth in both Charlotte and New York City...Held a Book Drive and donated 400 books to P.S. 043 Jonas Bronck, an elementary school in his hometown (Bronx, NY)...Later visited and spoke at the elementary school for their fifth grade graduation (2014)...Held a Pre-Game Benefit event at the Waterfront Kitchen in Baltimore to bring the sports community together and help raise donations for his foundation's literacy program (2014)...Hosted his inaugural Leadership Conference in Baltimore for HS students at Dunbar HS (Dec. 2013)...Students involved in the conference were able to speak with industry experts about health and fitness and building healthy relationships...In honor of National Domestic Violence Awareness Month, attended the House of Ruth Maryland's inaugural Man Up! event, in an effort to engage and educate men about the issue of intimate partner violence (2014)...Involved with promoting PLAY 60, the NFL movement for an active generation by participating in an assembly at Federal Hill Preparatory School, winner of the NFL Super School title in the Baltimore area...In 2014, hosted Shop with a Pro event and joined 25 students from Mt. Royal Elementary/Middle School of Baltimore for holiday shopping at Dicks Sporting Goods...Co-hosted the fifth annual Thanksgiving Dinner for 53 Families with former Raven Jameel McClain at the Salvation Army...Joined Baltimore Mayor Stephanie Rawlings-Blake for the Annual Downtown Partnership Lighting of the Washington Monument (2013-14)...Joined former Raven Alumni to serve a warm meal for 500 men at the Helping Up Mission...Joined teammates and Ravens cheerleaders at the ribbon cutting ceremony of Ravens Field at Patterson Park, funded by the Ravens Foundation...Supports Ravens players and team events, including A Purple Evening at M&T Bank Stadium and former teammate Haloti Ngata's Family Foundation Luau.

99 CHRIS CANTY

2014

GAME-BY-GAME DEFENSE

RAVENS

Date/Opp.	TT	Solo	Asst.	Sacks	INT	PD	FF	FR
9/7 vs. Cin.	4	2	2	0-0	0-0	0	0	0
9/11 vs. Pit.	0	0	0	0-0	0-0	0	0	0
9/21 @ Cle.	3	2	1	0-0	0-0	1	0	0
9/28 vs. Car.	4	0	4	0-0	0-0	1	0	0
10/5 @ Ind.				INACTIVE - WRIST				
10/12 @ TB				INACTIVE - WRIST				
10/19 vs. Atl.				INACTIVE - WRIST				
10/26 @ Cin.				INACTIVE - WRIST				
11/2 @ Pit.	4	1	3	0.5-3	0-0	0	0	0
11/9 vs. Ten.	0	0	0	0-0	0-0	0	0	0
11/24 @ NO	2	2	0	0-0	0-0	0	0	0
11/30 vs. SD	5	1	4	0-0	0-0	0	1	0
12/7 @ Mia.	4	4	0	0-0	0-0	0	0	0
12/14 vs. Jax.	4	0	4	0-0	0-0	0	0	0
12/21 @ Hou.	3	1	2	0-0	0-0	0	0	0
12/28 vs. Cle.				INACTIVE - ANKLE				
Totals	33	13	20	0.5-3.0	0-0	2	1	0
Playoffs								
1/3/15 @ Pit.	2	2	0	0-0	0-0	0	0	0
1/10/15 @ NE	0	0	0	0-0	0-0	0	0	0
Totals	2	2	0	0-0	0-0	0	0	0

2012

GAME-BY-GAME DEFENSE

GIANTS

Date/Opp.	TT	Solo	Asst.	Sacks	INT	PD	FF	FR
9/5 vs. Dal.				PUP - KNEE				
9/16 vs. TB				PUP - KNEE				
9/20 @ Car.				PUP - KNEE				
9/30 @ Phi.				PUP - KNEE				
10/7 vs. Cle.				PUP - KNEE				
10/14 @ SF				PUP - KNEE				
10/21 vs. Was.	4	4	0	0-0	0-0	0	0	0
10/28 vs. Dal.	2	2	0	1-12	0-0	0	0	0
11/4 vs. Pit.	1	0	1	0-0	0-0	0	0	0
11/11 @ Cin.	1	0	1	0-0	0-0	0	0	0
11/25 vs. GB	3	3	0	1-2	0-0	0	0	0
12/3 @ Was.	3	0	3	0-0	0-0	0	0	0
12/9 vs. NO	1	1	0	0-0	0-0	0	0	0
12/16 @ Atl.	5	5	0	1-5	0-0	0	0	0
12/23 @ Bal.	8	5	3	0-0	0-0	0	0	0
12/30 vs. Phi.				INACTIVE				
Totals	28	20	8	3-19	0-0	0	0	0

2010

GAME-BY-GAME DEFENSE

GIANTS

Date/Opp.	TT	Solo	Asst.	Sacks	INT	PD	FF	FR
9/12 vs. Car.	6	1	5	0.5-5	0-0	0	0	0
9/19 @ Ind.	1	1	0	0-0	0-0	0	0	0
9/26 vs. Ten.	4	4	0	0-0	0-0	0	0	0
10/3 vs. Chi.	5	4	1	1-9	0-0	0	0	0
10/10 @ Hou.	2	2	0	0-0	0-0	1	0	0
10/17 vs. Det.	2	2	0	0-0	0-0	0	1	0
10/25 @ Dal.	3	3	0	0-0	0-0	0	0	0
11/7 @ Sea.	1	1	0	0-0	0-0	0	0	0
11/14 vs. Dal.	5	3	2	0-0	0-0	0	0	0
11/21 @ Phi.	3	2	1	0-0	0-0	0	0	0
11/28 vs. Jax.	1	1	0	0-0	0-0	1	0	0
12/5 vs. Was.	2	2	0	0-0	0-0	0	0	0
12/13 @ Min.	3	1	2	0-0	0-0	0	0	0
12/19 vs. Phi.	1	1	0	0-0	0-0	1	0	0
12/26 @ GB	0	0	0	0-0	0-0	0	0	0
1/2/11 @ Was.	0	0	0	0-0	0-0	0	0	0
Totals	39	28	11	1.5-14	0-0	3	1	0

2013

GAME-BY-GAME DEFENSE

RAVENS

Date/Opp.	TT	Solo	Asst.	Sacks	INT	PD	FF	FR
9/5 @ Den.	2	2	0	1-4	0-0	0	0	0
9/15 vs. Cle.	0	0	0	0-0	0-0	0	0	0
9/22 vs. Hou.				INACTIVE - THIGH				
9/29 @ Buf.	5	3	2	1-18	0-0	0	2	0
10/6 @ Mia.	1	1	0	0-0	0-0	0	0	0
10/13 vs. GB	1	1	0	0-0	0-0	0	0	0
10/20 @ Pit.	3	3	0	0-0	0-0	0	0	0
11/3 @ Cle.	3	2	1	0-0	0-0	0	0	0
11/10 vs. Cin.	2	1	1	0-0	0-0	0	0	0
11/17 @ Chi.	4	4	0	0-0	0-0	0	0	0
11/24 vs. NYJ	0	0	0	0-0	0-0	1	0	0
11/28 vs. Pit.	0	0	0	0-0	0-0	1	0	0
12/8 vs. Min.	2	0	2	0-0	0-0	2	0	0
12/16 @ Det.	2	1	1	0-0	0-0	0	0	0
12/22 vs. NE	2	0	2	0-0	0-0	0	0	0
12/29 @ Cin.	3	2	1	0-0	0-0	0	0	0
Totals	30	20	10	2-22	0-0	4	2	0

2011

GAME-BY-GAME DEFENSE

GIANTS

Date/Opp.	TT	Solo	Asst.	Sacks	INT	PD	FF	FR
9/11 @ Was.	3	3	0	1-5	0-0	0	0	0
9/19 vs. STL	2	1	1	0-0	0-0	1	0	0
9/25 @ Phi.	2	2	0	0-0	0-0	0	0	0
10/2 @ Ari.	2	2	0	0-0	0-0	0	0	0
10/9 vs. Sea.	3	2	1	0-0	0-0	0	0	0
10/16 vs. Buf.	2	1	1	0-0	0-0	0	0	0
10/30 vs. Mia.	4	2	2	0-0	0-0	0	0	0
11/6 @ NE	3	2	1	0-0	0-0	0	0	0
11/13 @ SF	1	1	0	0-0	0-0	0	0	0
11/20 vs. Phi.	4	3	1	0-0	0-0	0	0	0
11/28 @ NO	1	0	1	0-0	0-0	0	0	0
12/4 vs. GB	6	3	3	0-0	0-0	0	0	0
12/11 @ Dal.	5	3	2	1-4	0-0	0	0	0
12/18 vs. Was.	2	1	1	0-0	0-0	0	0	0
12/24 @ NYJ	3	3	0	1-8	0-0	0	0	0
1/1/12 vs. Dal.	4	2	2	1-3	0-0	0	0	0
Totals	47	31	16	4-20	0-0	1	0	0
Playoffs								
1/8/12 vs. Atl.	3	0	3	0-0	0-0	1	0	0
1/15/12 @ GB	0	0	0	0-0	0-0	0	0	0
1/22/12 @ SF	1	1	0	0-0	0-0	1	0	0
2/5/12 @ NE	1	1	0	0-0	0-0	0	0	0
Totals	5	2	3	0-0	0-0	2	0	0

2009

GAME-BY-GAME DEFENSE

GIANTS

Date/Opp.	TT	Solo	Asst.	Sacks	INT	PD	FF	FR
9/13 vs. Was.	2	2	0	0-0	0-0	0	0	0
9/20 @ Dal.				INACTIVE				
9/27 @ TB				INACTIVE				
10/4 @ KC				INACTIVE				
10/11 vs. Oak.				INACTIVE				
10/18 @ NO				INACTIVE				
10/25 vs. Ari.				INACTIVE				
11/1 @ Phi.				INACTIVE				
11/8 vs. SD	0	0	0	0-0	0-0	0	0	0
11/22 vs. Atl.	1	1	0	0-0	0-0	0	0	0
11/26 @ Den.	2	2	0	0-0	0-0	0	0	0
12/6 vs. Dal.	0	0	0	0-0	0-0	0	0	0
12/13 vs. Phi.	4	3	1	0-0	0-0	0	0	0
12/21 @ Was.	0	0	0	0-0	0-0	0	0	0
12/27 vs. Car.	4	0	4	0.5-0.5	0-0	0	0	0
1/3/10 @ Min.				INACTIVE				
Totals	13	8	5	0.5-0.5	0-0	0	0	0



99 CHRIS CANTY

2008

GAME-BY-GAME DEFENSE COWBOYS

Date/Opp.	TT	Solo	Asst.	Sacks	INT	PD	FF	FR
9/7 @ Cle.	2	2	0	0-0	0-0	0	0	0
9/15 vs. Phi.	2	1	1	0-0	0-0	0	0	0
9/21 @ GB	3	2	1	0-0	0-0	1	0	0
9/28 vs. Was.	5	2	3	1-7	0-0	0	0	0
10/5 vs. Cin.	2	1	1	0-0	0-0	0	0	0
10/12 @ Ari.	4	2	2	0-0	0-0	0	0	0
10/19 @ STL	1	0	0-0	0-0	0	0	0	0
10/26 vs. TB	1	1	0	0-0	0-0	0	0	0
11/2 @ NYG	2	2	0	1-13	0-0	0	0	0
11/16 @ Was.	1	1	0	0-0	0-0	2	0	0
11/23 vs. SF	2	2	0	0-0	0-0	0	0	0
11/27 vs. Sea.	2	2	0	0-0	0-0	0	0	0
12/7 @ Pit.	0	0	0	0-0	0-0	1	0	0
12/14 vs. NYG	5	2	3	1-3.5	0-0	1	0	0
12/20 vs. Bal.	2	2	0	0-0	0-0	0	0	0
12/28 @ Phi.	3	2	1	0-0	0-0	0	0	0
Totals	37	25	12	3-23.5	0-0	5	0	0

2007

GAME-BY-GAME DEFENSE COWBOYS

Date/Opp.	TT	Solo	Asst.	Sacks	INT	PD	FF	FR
9/9 vs. NYG	2	1	1	0-0	0-0	0	0	0
9/16 @ Mia.	2	1	1	1-5	0-0	0	0	0
9/23 @ Chi.	3	3	0	0-0	0-0	0	0	0
9/30 vs. STL	2	0	2	0-0	0-0	0	0	0
10/8 @ Buf.	1	1	0	0-0	0-0	0	0	0
10/14 vs. NE	4	3	1	0-0	0-0	0	0	0
10/21 vs. Min.	3	3	0	0-0	0-0	0	0	0
11/4 @ Phi.	2	2	0	0-0	0-0	1	0	0
11/11 @ NYG	5	4	1	1-7	0-0	0	0	0
11/18 vs. Was.	2	1	1	0-0	0-0	1	0	1
11/22 vs. NYJ	3	2	1	1-9	0-0	0	0	0
11/29 vs. GB	2	2	0	0-0	0-0	0	0	0
12/9 @ Det.	4	2	2	0-0	0-0	0	0	0
12/16 vs. Phi.	0	0	0	0-0	0-0	0	0	0
12/22 @ Car.	3	2	1	0.5-4	0-0	0	0	0
12/30 @ Was.	5	3	2	0-0	0-0	0	0	0
Totals	43	30	13	3.5-25	0-0	2	0	1
Playoffs								
1/13/08 vs. NYG	3	2	1	1-10	0-0	1	0	0
Totals	3	2	1	1-10	0-0	1	0	0

2006

GAME-BY-GAME DEFENSE COWBOYS

Date/Opp.	TT	Solo	Asst.	Sacks	INT	PD	FF	FR
9/10 @ Jax.	4	3	1	0-0	0-0	0	0	0
9/17 vs. Was.	1	1	0	0-0	0-0	0	0	0
10/1 @ Ten.	3	3	0	1-2	0-0	0	0	0
10/8 @ Phi.	0	0	0	0-0	0-0	0	0	0
10/15 vs. Hou.	2	1	1	0-0	0-0	0	0	0
10/23 vs. NYG	3	2	1	0-0	0-0	0	0	0
10/29 @ Car.	2	0	2	0-0	0-0	0	0	0
11/5 @ Was.	2	2	0	0-0	0-0	0	0	0
11/12 @ Ari.	1	1	0	0-0	0-0	1	0	0
11/19 vs. Ind.	1	1	0	0-0	0-0	0	0	0
11/23 vs. TB	2	0	2	0-0	0-0	0	0	0
12/3 @ NYG	2	2	0	0-0	0-0	0	0	0
12/10 vs. NO	2	2	0	0-0	0-0	0	0	0
12/16 @ Atl.	1	1	0	0-0	0-0	0	0	0
12/25 vs. Phi.	4	2	2	0-0	0-0	0	0	0
12/31 vs. Det.	3	3	0	0-0	0-0	0	0	0
Totals	33	24	9	1-2	0-0	1	0	0
Playoffs								
1/6/07 @ Sea.	7	7	0	0-0	0-0	0	0	0
Totals	7	7	0	0-0	0-0	0	0	0

2005

GAME-BY-GAME DEFENSE COWBOYS

Date/Opp.	TT	Solo	Asst.	Sacks	INT	PD	FF	FR
9/11 @ SD	2	1	1	0-0	0-0	0	0	0
9/19 vs. Was.	2	1	1	1-8	0-0	0	0	0
9/25 @ SF	2	2	0	0-0	0-0	0	0	0
10/2 @ Oak.	7	5	2	0.5-2.5	0-0	0	0	0
10/9 vs. Phi.	0	0	0	0-0	0-0	0	0	0
10/16 vs. NYG	2	1	1	0-0	0-0	0	0	0
10/23 @ Sea.	2	1	1	0-0	0-0	0	0	0
10/30 vs. Ari.	1	1	0	0-0	0-0	0	0	0
11/14 @ Phi.	1	1	0	0-0	0-0	0	1	0
11/20 vs. Det.	2	1	1	0-0	0-0	0	0	0
11/24 vs. Den.	4	2	2	1-7	0-0	0	0	0
12/4 @ NYG	3	3	0	0-0	0-0	0	0	0
12/11 vs. KC	2	1	1	0-0	0-0	0	0	0
12/18 @ Was.	2	2	0	0-0	0-0	0	0	0
12/24 @ Car.	1	0	1	0-0	0-0	0	0	0
1/1/06 vs. STL	3	2	1	0-0	0-0	0	0	0
Totals	36	24	12	2.5-17.5	0-0	0	1	0

HISTORY OF DOMINANCE

The Ravens have been dominant at home since the day they arrived in Baltimore. Below are the Ravens' home records and corresponding NFL rankings during several periods heading into the 2015 season.

RAVENS HOME RECORDS / NFL RANKINGS

Time Period (Milestone)	Record	NFL Rank
Since 2010 (Past Five Seasons)	33-7	3
Since 2008 (John Harbaugh's Arrival)	45-11	2
Since 2000 (First Super Bowl Season)	91-29	2
Since 1998 (M&T Bank Stadium Opened)	99-37	3
Since 1996 (Team's Inception)	106-45-1	4t

99 CHRIS CANTY

REGULAR SEASON

Year	Team	GP	GS	TACKLES			SACKS		INTERCEPTIONS				FUMBLES			
				TT	Solo	Asst.	No.	Yards	No.	Yards	LG	TD	PD	FF	FR	Yards
2005	Dallas	16	2	36	24	12	2.5	17.5	0	0	0	0	0	1	0	0
2006	Dallas	16	16	33	24	9	1.0	2.0	0	0	0	0	1	0	0	0
2007	Dallas	16	16	43	30	13	3.5	25.0	0	0	0	0	2	0	1	0
2008	Dallas	16	16	37	25	12	3.0	23.5	0	0	0	0	5	0	0	0
2009	NY Giants	8	4	13	8	5	0.5	1.0	0	0	0	0	0	0	0	0
2010	NY Giants	16	16	39	28	11	1.5	14.0	0	0	0	0	3	1	0	0
2011	NY Giants	16	16	47	31	16	4.0	20.0	0	0	0	0	1	0	0	0
2012	NY Giants	9	9	28	20	8	3.0	19.0	0	0	0	0	0	0	0	0
2013	Baltimore	15	13	30	20	10	2.0	22.0	0	0	0	0	4	2	0	0
2014	Baltimore	11	11	33	13	20	0.5	3.0	0	0	0	0	2	1	0	0
Totals		139	119	339	223	116	21.5	147.0	0	0	0	0	18	5	1	0

CAREER SINGLE-GAME HIGHS (REGULAR SEASON)

Total Tackles: 8 (12/23/12 at Bal.)	Solo Tackles: 5 3 times (last: 12/23/12 at Bal.)
Sacks: 1 13 times (last: 9/29/13 at Buf.)	INTs: None
Forced Fumbles: 2 (9/29/13 at Buf.)	Fumble Recoveries: 1 (11/18/07 vs. Was.)
Passes Defensed: 2 2 times (last: 12/8/13 vs. Min.)	

POSTSEASON

Year	Team	GP	GS	TACKLES			SACKS		INTERCEPTIONS				FUMBLES			
				TT	Solo	Asst.	No.	Yards	No.	Yards	LG	TD	PD	FF	FR	Yards
2006	Dallas	1	1	7	7	0	0.0	0.0	0	0	0	0	0	0	0	0
2007	Dallas	1	1	3	2	1	1.0	10.0	0	0	0	0	1	0	0	0
2011	NY Giants	4	4	5	2	3	0.0	0.0	0	0	0	0	2	0	0	0
2014	Baltimore	2	1	2	2	0	0.0	0.0	0	0	0	0	0	0	0	0
Totals		8	7	17	13	4	1.0	10.0	0	0	0	0	3	0	0	0

15 YEARS OF DOMINANCE

Dating back to their 2000 Super Bowl-winning season, the Ravens' "D" ranks in the Top 3 in most significant categories (entering 2015).

TOTAL DEFENSE
(Yards Allowed Since 2000)

1. Pittsburgh 288.1
2. **Baltimore**..... 298.3
3. NY Jets..... 316.3

TAKE-AWAYS
(Most Since 2000)

1. Chicago 467
2. New England..... 465
3. **Baltimore**..... 462

3RD-DOWN CONV. PCT.
(Pct. Since 2000)

1. **Baltimore**..... 34.7
2. Philadelphia 35.4
3. Chicago..... 35.9

INTERCEPTIONS
(Most Since 2000)

1. Green Bay..... 300
2. Tampa Bay..... 291
3. **Baltimore**..... 287

POINTS PER GAME
(Fewest Allowed Since 2000)

1. **Baltimore** 17.7
2. Pittsburgh 17.9
3. New England..... 18.9

RUSHING YARDS/GAME
(Fewest Allowed Since 2000)

1. Pittsburgh 90.7
2. **Baltimore**..... 92.8
3. Minnesota 104.3

4TH-DOWN CONV. PCT.
(Pct. Since 2000)

1. **Baltimore**..... 41.5
2. New England..... 42.8
3. Philadelphia..... 43.7

OPPONENT QB RATING
(Lowest Since 2000)

1. **Baltimore**..... 73.7
2. Pittsburgh 76.6
3. Green Bay..... 77.4





BALTIMORE
RAVENS

46

MORGAN COX
LONG SNAPPER | 6-4 | 233

COLLEGE: Tennessee HS: Evangelical Christian (Memphis, TN)
BORN: 4/26/86, Collierville, TN
EXP. (NFL/RAVENS): 6/6 GP/GS (PLAYOFFS): 70/0 (6/0)

TRANSACTIONS

Morgan Cox re-signed with Baltimore (one-year contract) on 3/17/15...Re-signed with the Ravens (two-year contract) on 3/12/13...Originally signed with the Ravens as a rookie free agent on 5/6/10.

HONORS

- Earned the team's Ed Block Courage Award in 2011 after returning from an ACL injury suffered at the end of the 2010 season

CAREER

- Helped K Justin Tucker score 140 points in 2013, the most in Ravens' franchise history...Tucker made 33-straight FGs, ranking as the fifth-longest streak in NFL history
- Helped Tucker convert 38 FGs in 2013, the most in Ravens single-season history, besting Matt Stover (35) in 2000



2014: (7/0) Saw action in the first seven games of the season, snapping on 21 punts, 19 PATs and 18 FGAs, before tearing his ACL in the seventh game and being placed on Injured Reserve on 10/20

- Snapped on all 4 punts, both FGAs and 2 PATs before leaving the game with a torn ACL in the 29-7 victory in **game 7 vs. Atl. (10/19)**
- Snapped on all 6 PATs, 3 FGAs and both punts in the 48-17 victory in **game 6 at TB (10/12)**
- Snapped on all 5 PATs, both FGAs and 1 punt in the 38-10 victory in **game 4 vs. Car. (9/28)**
- Snapped on 3 punts, 2 PATs and 3 FGAs, including the 32-yard game-winner as time expired, in the 23-21 victory in **game 3 at Cle. (9/21)**

2013: (16/0) Snapped on all 91 punts, 41 FGAs and 26 PATs, and tied a career high with 2 special teams stops

- Snapped on a franchise-record 6 FGM, including a franchise-record 61-yard game-winner by K Justin Tucker, in the 18-16 victory in **game 14 at Det. (12/16)**
- Snapped for all 8 punts, both PATs and both FGAs, including the 46-yard game-winner in overtime, in **game 9 vs. Cin. (11/10)**...Also recorded a solo special teams tackle against the Bengals
- Played in his 50th-career game and snapped on all 6 punts, both PATs and both FGAs in the 14-6 victory in **game 2 vs. Cle. (9/15)**

2012: (16/0, 4/0) Saw action in all 16 games and tied a career high with 2 special teams tackles while snapping on 83 punts, 42 PATs and 33 FGAs

- Snapped on all 4 FGAs, 3 PATs, 2 punts and recorded a special teams tackle in the 33-14 victory in **game 15 vs. NYG (12/23)**
- Snapped on all 5 punts, 4 PATs and recorded a special teams tackle in **game 13 at Was. (12/9)**
- Snapped on all 8 punts, 1 PAT and 3 FGAs, including K Justin Tucker's 38-yard game-winner, in the 16-13 overtime victory in **game 11 at SD (11/25)**
- Snapped on a franchise-record 7 PATs, 4 punts, both FGAs and the successful fake FGA that P Sam Koch ran in for a TD in the 55-20 victory in **game 9 vs. Oak. (11/11)**
- Played in all four playoff games, snapping on all 16 PATs, 22 punts and 4 FGAs

2011: (16/0, 2/0) Saw action in all 16 games, snapping on all 73 punts, 40 PATs and 39 FGAs

- Snapped on all 4 PATs, 2 FGAs and 7 punts, downing 1 punt inside the Jets' 1-yard line in the 34-17 victory in **game 4 vs. NYJ (10/2)**
- Snapped for all 5 punts, 2 FGAs and 4 PATs, including a fake that P Sam Koch ran in for a 2-point conversion, in the 35-7 victory in the **season opener vs. Pit. (9/11)**
- Saw action in both playoff games, snapping on 13 punts, 5 FGAs and 4 PATs

REGULAR SEASON

SPECIAL TEAMS TACKLES (6): 2010 (2); 2011 (0); 2012 (2); 2013 (2); 2014 (0)

CAREER SINGLE-GAME HIGHS (REGULAR SEASON)

Total Special Teams Tackles:
1 6 times (last: 11/10/13 vs. Cin.)

46 MORGAN COX

2010: (15/0) Snapped in 15 games and posted 2 special teams tackles before being placed on Injured Reserve (knee) on 12/29

- Tore his ACL in the second quarter, but stayed in the game and snapped for all 3 punts, both PATs and two FGAs in **game 15 at Cle. (12/26)**
- Snapped for all 5 punts, 3 FGAs and all 3 PATs and had a special teams tackle in the 30-24 victory in **game 14 vs. NO (12/19)**
- Snapped for all 5 punts, 3 FGAs, 2 PATs and posted a special teams tackle in the 37-13 victory in **game 10 at Car. (11/21)**
- Saw action in his first-career NFL game and snapped on all 6 punts and a FGA in **game 1 at NYJ (9/13)**

COLLEGE: Played in 38 career games, serving as the Volunteers' primary snapper for three seasons...Saw action in all 12 games as a senior, executing snaps on every punt and kick placement for the third year in a row...Registered 3 special teams tackles on the season...Posting 4 special teams tackles as a junior in 2008, he tied for seventh on the team and played in all 12 games...Appeared in all 14 games as a sophomore, helping K Daniel Lincoln earn All-American honors and consensus Freshman All-SEC accolades...The Vols' kicking unit converted on 21 of 29 FGAs and 52 of 53 PATs that season...Did not see any game action as a redshirt freshman in 2006...Redshirted as a true freshman in 2005...Was a consistent member of the Thornton Center Honor Roll during his collegiate career and was a three-time All-SEC Academic honoree (2006-08) while majoring in accounting.

HIGH SCHOOL, PERSONAL: Prepped at Evangelical Christian (Memphis, TN) HS, where he earned All-State honorable mention honors and the Memphis Commercial Appeal Best of Preps Award as a senior...Began his role as a snapper during his junior season...Helped guide Evangelical Christian to the state semifinals that year and to the state championship game as a senior...Also played center as a senior and saw time on the defensive and offensive lines as a freshman and sophomore.

COMMUNITY: In 2014, was an honorary participant in the Maryland SPCA 19th annual March for Animals... Represented the team, alongside Ravens president Dick Cass, at the Opening Ceremony for the City Spring Community Athletic Complex in downtown Baltimore...In Dec. 2014, joined teammates at the 10th annual Holiday Helpers event at Target to shop for holiday gifts with Baltimore youth in need...Served a holiday dinner to homeless veterans at the Maryland Center for Veterans Education and Training (MCVET) facility...In 2013, participated in the Ravens Foundation Habitat for Humanity home build in Washington Village in downtown Baltimore... Joined teammates at BWI Thurgood Marshall Airport to distribute t-shirts, sign autographs and welcome home troops who had been serving overseas...Was the Ravens 2011 Ed Block Courage Award recipient for his courage on and off the field...Involved with promoting PLAY 60, the NFL movement for an active generation...Hosted a Fuel Up to PLAY 60 school visit at his elementary school in his hometown of Tennessee (Jan. 2014)...Participated in a PLAY 60/Project ACES Kickoff Event at Piney Ridge Elementary School (2014)...Joined teammates for the Hometown Huddle Ravens TEAM Challenge...The NFL/United Way Hometown Huddle is a league-wide day of service designed to bring awareness and impact to the issue of youth health and fitness (2013)...Supports several team initiatives, including A Purple Evening, the Ravens' annual women's event at M&T Bank Stadium and the Goodwill Gridiron Halloween party to benefit Goodwill Industries of the Chesapeake... Supports teammates' charitable endeavors by attending the Haloti Ngata Family Foundation Luau, the Lardarius Webb Charity Softball Game, James Ihedigbo's Celebrity Cruise and Casino Night benefitting his Hope Africa Foundation, Vonta Leach's Celebrity Billiards Tournament benefitting breast cancer research and the Jameel McClain and Chris Canty Thanksgiving Dinner at the Salvation Army...March 7, 2013 was proclaimed Morgan Cox Day in his hometown of Collierville, TN.

A STRONG RETURN

Since 2008, when Jerry Rosburg became the Ravens' special teams coordinator, Baltimore owns the NFL's No. 1 KOR average (25.4).

NFL KICKOFF RETURN AVERAGE (2008-14 / Rosburg's Baltimore Tenure)

Rk.	Team	KOR	Yards	Avg.	Long	TDs
1.	Baltimore Ravens	348	8,834	25.4	108t	6
2.	New York Jets	383	9,373	24.5	107t	6
3.	New Orleans Saints	307	7,496	24.4	99	1



BALTIMORE
RAVENS

58

ELVIS DUMERVIL
OUTSIDE LINEBACKER | 5-11 | 255

COLLEGE: Louisville HS: Jackson (Miami, FL)
BORN: 1/19/84, Miami, FL
EXP. (NFL/RAVENS): 10/3 GP/GS (PLAYOFFS): 122/80 (5/3)

TRANSACTIONS

Elvis Dumervil signed with the Ravens as a free agent on 3/26/13...Released by the Broncos on 3/15/13...Originally drafted by Denver in the fourth round (126th overall) of the 2006 NFL Draft.

HONORS

- Four-time Pro Bowler (2009, 2011-12 and 2014)
- *Associated Press* first-team All-Pro (2009 and 2014)
- Broncos Ed Block Courage Award Winner (2011)
- *ESPN.com* first-team All-Pro (2009)
- Pro Football Weekly/PFWA first-team All-Pro (2009)
- *The Sporting News* first-team All-Pro (2009)
- NFL Alumni Pass Rusher of the Year (2009)
- AFC Defensive Player of the Week (Week 14, 2014; Week 14, 2008 and Week 14, 2007)



CAREER

- Established a Ravens' franchise-record with a career-high-tying 17 sacks (third in the NFL) in 2014
- Saw action in all 16 games (two starts) in 2014 and recorded 35 tackles (24 solo), 2 FFs, 1 FR, 1 PD and tied (2009) a career high with a Ravens' franchise-record 17 sacks (third in the NFL) for -127.5 yards (Baltimore franchise-record)...Ravens' defense finished second (tied with Philadelphia) in the league with 49 sacks (Buffalo - 54)...Teamed up with OLB Terrell Suggs (12) to post the NFL's most sacks by a duo (29) in 2014
- Earned AFC Defensive Player of the Week honors after setting the Ravens' single-season sacks record with his 16th QB drop after posting 4 tackles, 3.5 sacks (-25 yards) and 1 FF for a defense that recorded 6 sacks and allowed 249 total yards in the 28-13 victory at Mia. (12/7/14)
- Led the NFL in sacks with a career-high and then-franchise-record 17 for the Broncos in 2009
- Recorded a career-high and Broncos single-game franchise-record 4 sacks at Cle. (9/20/09)
- Broncos sack leader in four of his six playing seasons (missed the 2010 season with a pectoral injury)
- Entering 2015, has 29 career games with at least 1.5 sacks, tying for the NFL's second most (DeMarcus Ware) since 2006... Produced an NFL-best 7 such games (tied with J.J. Watt) in 2014



2014: (with Baltimore – 16/2, 2/0) Named to his fourth Pro Bowl after tying a career high (2009) with a Ravens' franchise-record 17 sacks (third in the NFL) for -127.5 yards (also a franchise record)...Recorded 35 tackles (24 solo), 2 FFs, 1 FR, 1 PD...Ravens' defense finished second (tied with Philadelphia) in the league with 49 sacks (Buffalo - 54)... Teamed with OLB Terrell Suggs (12) to post the NFL's most sacks by a duo (29) in 2014

- Saw action in both postseason contests and had 3 tackles, including 2 sacks (-18 yards), for a defense that produced 7 sacks and allowed 82 rushing yards in two playoff games
- Contributed 3 solo tackles, including a postseason career-high 2 sacks (-18 yards), for a defense that produced 5 sacks in the 30-17 victory in the **Wild Card game at Pit. (1/3/15)**

- Posted a Ravens' franchise-record and career-high-tying 17th sack (-8 yards) for a defense that posted a season-high 8 sacks and held the Jaguars to 28% (5-of-18) on third down in the 20-12 victory in **game 14 vs. Jax. (12/14)**
- Earned AFC Defensive Player of the Week honors after setting the Ravens' single-season sacks record with his 16th QB drop in the 28-13 victory in **game 13 at Mia. (12/7)**...He had 4 tackles, 3.5 sacks (-25 yards) and 1 FF for a defense that recorded 6 sacks and allowed 249 total yards
- Collected 5 tackles, including 2.5 sacks (-18 yards), for a defense that allowed just 45 total yards in the second half in the 21-7 victory in **game 10 vs. Ten. (11/9)**
- Posted 2 tackles, including a team-high 2 sacks (tied with Pernell McPhee) for -20 yards and 1 FR, for a defense that

58 ELVIS DUMERVIL

tallied 5 sacks in back-to-back weeks for the first time since 2006 in the 29-7 victory in **game 7 vs. Atl. (10/19)**

- Contributed 3 tackles, including a team-leading 1.5 sacks (-12.5 yards) and 1 FF for a defense that held the Buccaneers to 87 yards rushing and 17% (2-of-12) on third down in the 48-17 victory in **game 6 at TB (10/12)**

2013: (with Baltimore – 15/3) Recorded 31 tackles (18 solo), was second on the team with 9.5 sacks (-64 yards) and posted 3 PD and 2 FFs in his first season with the Ravens (missed one game due to an ankle injury)

- Recorded 3 tackles, including 1 sack (-8 yards), for a defense that allowed just 3 points and held the Jets to 8% (1-of-12) on third down in the 19-3 win in **game 11 vs. NYJ (11/24)**
- Played in his 100th-career game and posted 3 tackles, including a team-leading 3 sacks (-21 yards), in the 20-17 overtime win in **game 9 vs. Cin. (11/10)**
- Started and recorded 3 tackles, including a team-leading 2 sacks (-11 yards) and a career-high-tying 2 FFs, in **game 6 vs. GB (10/13)**
- Started and posted 2 solo tackles, including a sack (-5 yards) and 1 PD, for a defense that allowed just 22 rushing yards (fourth fewest by an opponent in franchise history) in the 26-23 victory in **game 5 at Mia. (10/6)**...Dumervil's sack in the fourth quarter backed the Dolphins up to the Baltimore 39 to make a potential game-tying FGA 57 yards; kick was no good

2012: (with Denver – 16/16, 1/1) Earned his third-career (second-consecutive) Pro Bowl nod after finishing second on the Broncos with 11 sacks (-83 yards) and tying for a team-high 6 FFs (tied for third in NFL)...Dumervil's 54 tackles (32 solo) led all of Denver's defensive linemen and were the second most of his career...Also served as a team captain for the first time in his NFL tenure

- Matched his season high with 2 sacks, recording the 20th multi-sack game of his career in the 34-12 win in **game 15 vs. Cle. (12/23)**
- Set a single-season career high in FFs (5) with his strip-sack of Panthers QB Cam Newton in **game 9 at Car. (11/11)**
- Had a season-high 5 solo tackles, adding 2 sacks (-9 yards), a career-best 2 FFs and 1 PD in the 35-24 win in **game 6 at SD (10/15)**...Was also his fourth-straight game recording a sack and third-straight contest forcing a fumble
- Posted a season-high 7 tackles, adding a half sack and 1 FF, in **game 5 at NE (10/7)**
- Registered his first-career safety on a sack of Texans QB Matt Schaub in **game 3 vs. Hou. (9/23)**
- Posted 3 tackles (2 solo) and forced a half sack of QB Joe Flacco in the 38-35 double-overtime loss in the **Divisional game vs. Bal. (1/12/13)**

2011: (with Denver – 14/14, 2/2) Earned his second-career Pro Bowl selection after finishing second on the team with 9.5 sacks (-63 yards), to go along with 42 tackles (31 solo), 1 PD and 1 FR...Tied for the NFL lead with 9.5 sacks after 11/1, including an eight-game streak with at least a half-sack to represent a career high...Voted by his teammates as the Broncos' recipient of the Ed Block Courage Award for his perseverance in overcoming his 2010 pectoral injury

- Posted a career-high-tying 8 tackles, including 6 solo, in the **season finale vs. KC (1/1/12)**
- Recorded 3 solo tackles and a sack (-5 yards), for his eighth-consecutive game with at least a half-sack in **game 15 at Buf. (12/24)**
- Started both postseason games, totaling 3 tackles, 1 sack (-11 yards) and 1 FF

2010: (with Denver – 0/0, Injured Reserve) Missed the entire season after being placed on Injured Reserve (pectoral) on 9/4

2009: (with Denver – 16/14) Named as a Pro Bowl starter in his first year as a LB after becoming the first Bronco in franchise history to lead the league in sacks, with a club-record 17 (-88.5 yds.)...Added 49 tackles (42 solo), 3 PD, 4 FFs and 1 FR as he earned first-team All-Pro recognition from the *Associated Press*, *The Sporting News*, Pro Football Weekly/PFWA and *ESPN.com*...Led the league with a Broncos' record 7 multiple-sack games...Received the Darrent Williams Good Guy Award from the Denver media

- Contributed 6 solo tackles and 1 sack (-3 yards) in **game 12 at KC (12/6)**
- Netted 5 tackles (4 solo), 1 FF and 2 sacks (-7 yards), which tied for the second fastest in NFL history to 10 sacks in a season (six games) in **game 6 at SD (10/19)**
- Produced 7 solo tackles, including a Broncos' franchise-record 4 sacks (-15 yards), and netted 1 FR and 1 PD in **game 2 vs. Cle. (9/20)**...Dumervil's 4 sacks tied for the most sacks in a game by an NFL LB since 2000

2008: (with Denver – 16/15) Posted 44 tackles and tied for the team lead with 5 sacks (-35 yards), adding 1 FF and 1 FR

- Had 3 tackles and a strip-sack in **game 12 at NYJ (11/30)**
- Recorded a season-high 8 tackles (5 solo) and 2 sacks (-15 yards) on Monday Night Football in **game 7 at NE (10/20)**
- Produced 7 tackles (5 solo) and 1 sack (-5 yards) in **game 5 vs. TB (10/5)**

2007: (with Denver – 16/16) Dumervil was one of three Broncos defenders and the only defensive lineman to start all 16 games, finishing with a career-high 56 tackles (43 solo), a team-high 12.5 sacks (-62.5 yards), 1 INT (returned for 27 yards), a career-high 7 PD, 4 FFs and 3 FRs...Tied for sixth in the NFL and ninth in club history for sacks in a season...His 12.5 sacks represented the most by a Bronco since 1999 (Trevor Pryce, 13)...Tied for the NFL lead among D-linemen and ranked second among all Broncos with 4 take-aways (3 FRs

58 ELVIS DUMERVIL

and 1 INT)...His 3 FRs led the AFC and tied for third in the NFL, while his 4 FFs were a team high (T-9th in NFL) with 2 of them being returned by teammates for TDs...Dumervil's career-high 7 PD were the most by a Broncos D-lineman since 1995 (Michael Dean Perry, 8)...Also had four multiple-sack games, marking the most by a Bronco since 2000 (Trevor Pryce, 4)

- Earned AFC Defensive Player of the Week honors after netting 5 solo tackles, 3 sacks (-15 yards) and 1 FF in **game 13 vs. K.C. (12/9)**
- Netted 5 tackles (3 solo), 2 sacks (-10 yards), 1 FF and 1 FR in **game 3 vs. Jax. (9/23)**

2006: (with Denver – 13/0) Posted 19 tackles (15 solo), 8.5 sacks (-56.5 yards), 2 FFs and a team-high 3 FRs...Sack total ranked third among NFL rookies and tied for the third-highest total by a rookie in Broncos history...Became the first NFL rookie to record 5 sacks in a two-game span since 2001 (Justin Smith, Cin.)

- Contributed 1 solo tackle, 1 sack (-9 yards), 1 FF and 1 FR in **game 15 vs. Cin. (12/24)**
- Recorded 3 solo tackles and 3 sacks (-16 yards), tying a then-franchise record (Rulon Jones, 1980), and netted the first FR of his career in **game 6 at Cle. (10/22)**
- Posted 3 solo tackles, including the first 2 sacks of his career (-15 yards) in his second-career game, in **game 5 vs. Oak. (10/15)**

COLLEGE: Played 44 career games (24 starts) at Louisville and posted 151 tackles (83 solo), 11 FFs, 3 FRs, 1 INT and 4 PD to go along with 32 sacks (-223 yards)...Dumervil finished his collegiate career ranked second on the school's all-time sacks list and third on its all-time TFL chart with 42.5...Earned several national accolades as a senior after a record-setting season that saw him lead the nation with a school-record 20 sacks (-165 yards) as a 12-game starter in 2005...His 20 sacks marked the second-highest single-season sack total in NCAA history behind Terrell Suggs' 24 sacks for Arizona State in 2002...Selected as the Bronko Nagurski Award

winner (nation's best defensive player) and was a Walter Camp Top 10 Player of the Year as well as a first-team All-American (*Associated Press*) as a senior...Tabbed the Big East Conference Defensive Player of the Year and a finalist for the Vince Lombardi Award (nation's top D-lineman) that year...Set an NCAA record with 10 FFs as a senior and totaled 65 tackles (38 solo), 1 INT, 1 FR and 4 PD...His 9 sacks in Louisville's first two games as a senior set an NCAA record for sacks in consecutive games...Majored in justice administration.

HIGH SCHOOL, PERSONAL: Dumervil was a three-year starter at Jackson (Miami, FL) HS, where he totaled a school-record 78 sacks during his prep career and was a two-time All-State selection...Had 110 tackles and 30 sacks as a senior while posting 3 FFs and 4 FRs en route to earning the team's defensive MVP honors...Played in the California-Florida All-Star Game as a senior...Half-brother is Curry Burns, who was a DB at Louisville (2000-02) and spent time with the Texans, Giants, Redskins and Saints.

COMMUNITY: Has worked with American Group Home and Open Door Youth Gang Alternatives on charitable projects... Bought tickets for and hosted 20 underprivileged children for Broncos home games in 2010 when he was on IR... Supported the Ravens Hometown Huddle in Oct. 2014 by taking part in the third annual Ravens TEAM Challenge at M&T Bank Stadium...Dumervil joined teammates and Ravens cheerleaders to complete various tasks alongside students from Liberty Elementary (Baltimore, MD)...The NFL/United Way Hometown Huddle is a league-wide day of service designed to bring awareness and impact to the issue of youth health and fitness...Alongside the Lady Ravens Association, Dumervil helped distribute coats and warm weather gear to homeless men at the annual Helping Up Mission Coat Distribution (Nov. 2013)...Supports teammates' charitable endeavors, including the Lardarius Webb Charity Softball Game and Torrey Smith's Celebrity Server Night.

RECORD-SETTING SEASON

In 2014, OLB Elvis Dumervil tied a career high (2009) with 17 sacks and also established a new Ravens' single-season record. Dumervil also set a Ravens' franchise-record with -127.5 sack yards lost during the 2014 season.

RAVENS SACKS LEADERS (Single-Season Records)

1. Elvis Dumervil (2014)	17
2. Peter Boulware (2001)	15
3. Michael McCrary (1998)	14.5
4. Terrell Suggs (2011)	14
5. Trevor Pryce (2006)	13
6. Terrell Suggs (2014, 2003)	12

RAVENS SACK YARDS (Single-Season Records)

1. Elvis Dumervil (2014)	127.5
2. Michael McCrary (1998)	120.5
3. Trevor Pryce (2006)	113.5
4. Terrell Suggs (2003)	97
5. Terrell Suggs (2011)	91
6. Terrell Suggs (2014)	87

58 ELVIS DUMERVIL

2014

GAME-BY-GAME DEFENSE

RAVENS

Date/Opp.	TT	Solo	Asst.	Sacks	INT	PD	FF	FR
9/7 vs. Cin.	1	0	1	0-0	0-0	0	0	0
9/11 vs. Pit.	2	2	0	2-15	0-0	0	0	0
9/21 @ Cle.	0	0	0	0-0	0-0	0	0	0
9/28 vs. Car.	3	2	1	1.5-14	0-0	0	0	0
10/5 @ Ind.	1	0	1	0-0	0-0	0	0	0
10/12 @ TB	3	1	2	1.5-12.5	0-0	0	1	0
10/19 vs. Atl.	2	2	0	2-20	0-0	0	0	1
10/26 @ Cin.	1	1	0	0-0	0-0	0	0	0
11/2 @ Pit.	3	3	0	1-6	0-0	0	0	0
11/9 vs. Ten.	5	3	2	2.5-18	0-0	0	0	0
11/24 @ NO	3	3	0	2-9	0-0	0	0	0
11/30 vs. SD	0	0	0	0-0	0-0	1	0	0
12/7 @ Mia.	4	3	1	3.5-25	0-0	0	1	0
12/14 vs. Jax.	1	0	1	1-8	0-0	0	0	0
12/21 @ Hou.	1	1	0	0-0	0-0	0	0	0
12/28 vs. Cle.	5	3	2	0-0	0-0	0	0	0
Totals	35	24	11	17-127.5	0-0	1	2	1

Playoffs

1/3/15 @ Pit.	3	3	0	2-18	0-0	0	0	0
1/10/15 @ NE	0	0	0	0-0	0-0	0	0	0
Totals	3	3	0	2-18	0-0	0	0	0

2013

GAME-BY-GAME DEFENSE

RAVENS

Date/Opp.	TT	Solo	Asst.	Sacks	INT	PD	FF	FR
9/5 @ Den.	2	1	1	1-7	0-0	0	0	0
9/15 vs. Cle.	4	2	2	1-9	0-0	0	0	0
9/22 vs. Hou.	2	0	2	0-0	0-0	0	0	0
9/29 @ Buf.	3	2	1	0-0	0-0	0	0	0
10/6 @ Mia.	2	2	0	1-5	0-0	1	0	0
10/13 vs. GB	3	2	1	2-11	0-0	0	2	0
10/20 @ Pit.	3	1	2	0.5-3	0-0	0	0	0
11/3 @ Cle.	0	0	0	0-0	0-0	0	0	0
11/10 vs. Cin.	3	3	0	3-21	0-0	1	0	0
11/17 @ Chi.	0	0	0	0-0	0-0	0	0	0
11/24 vs. NYJ	3	2	1	1-8	0-0	0	0	0
11/28 vs. Pit.	3	1	2	0-0	0-0	0	0	0
12/8 vs. Min.				INACTIVE - ANKLE				
12/16 @ Det.	2	2	0	0-0	0-0	0	0	0
12/22 vs. NE	1	0	1	0-0	0-0	1	0	0
12/29 @ Cin.	0	0	0	0-0	0-0	0	0	0
Totals	31	18	13	9.5-64	0-0	3	2	0

2012

GAME-BY-GAME DEFENSE

BRONCOS

Date/Opp.	TT	Solo	Asst.	Sacks	INT	PD	FF	FR
9/9 vs. Pit.	4	2	2	0-0	0-0	0	0	0
9/17 @ Atl.	3	2	1	0-0	0-0	0	0	0
9/23 vs. Hou.	5	4	1	1-6	0-0	0	0	0
9/30 vs. Oak.	4	2	2	1.5-9	0-0	0	1	0
10/7 @ NE	7	0	7	0.5-10	0-0	0	1	0
10/15 @ SD	5	5	0	2-9	0-0	1	2	0
10/28 vs. NO	1	0	1	0-0	0-0	0	0	0
11/4 @ Cin.	5	3	2	1-6	0-0	0	0	0
11/11 @ Car.	2	2	0	1-9	0-0	0	1	0
11/18 vs. SD	6	4	2	1-5	0-0	0	1	0
11/25 @ KC	2	2	0	0-0	0-0	0	0	0
12/2 vs. TB	2	2	0	0-0	0-0	0	0	0
12/6 @ Oak.	0	0	0	0-0	0-0	0	0	0
12/16 @ Bal.	3	2	1	1-14	0-0	0	0	0
12/23 vs. Cle.	4	1	3	2-15	0-0	0	0	0
12/30 vs. KC	1	1	0	0-0	0-0	0	0	0
Totals	54	32	22	11-83	0-0	1	6	0

Playoffs

1/12/13 vs. Bal.	3	2	1	0.5-3.5	0-0	0	0	0
Totals	3	2	1	0.5-3.5	0-0	0	0	0

2011

GAME-BY-GAME DEFENSE

BRONCOS

Date/Opp.	TT	Solo	Asst.	Sacks	INT	PD	FF	FR
9/12 vs. Oak.	0	0	0	0-0	0-0	0	0	0
9/18 vs. Cin.				INACTIVE				
9/25 @ Ten.				INACTIVE				
10/2 @ GB	1	1	0	0-0	0-0	0	0	0
10/9 vs. SD	3	3	0	0-0	0-0	0	0	0
10/23 @ Mia.	1	1	0	0-0	0-0	0	0	0
10/30 vs. Det.	3	2	1	0-0	0-0	0	0	0
11/6 @ Oak.	3	2	1	1.5-12.5	0-0	1	0	0
11/13 @ KC	1	0	1	0.5-2.5	0-0	0	0	0
11/17 vs. NYJ	3	2	1	1.5-5	0-0	0	0	0
11/27 @ SD	5	3	2	2-23	0-0	0	0	0
12/4 @ Min.	4	2	2	1-4	0-0	0	0	0
12/11 vs. Chi.	5	5	0	1-5	0-0	0	0	1
12/18 vs. NE	2	1	1	1-6	0-0	0	0	0
12/24 @ Buf.	3	3	0	1-5	0-0	0	0	0
1/1/12 vs. KC	8	6	2	0-0	0-0	0	0	0
Totals	42	31	11	9.5-63	0-0	1	0	1

Playoffs

1/8/12 vs. Pit.	2	2	0	1-11	0-0	0	1	0
1/14/12 @ NE	1	0	1	0-0	0-0	0	0	0
Totals	3	2	1	1-11	0-0	0	1	0

2009

GAME-BY-GAME DEFENSE

BRONCOS

Date/Opp.	TT	Solo	Asst.	Sacks	INT	PD	FF	FR
9/13 @ Cin.	2	2	0	0-0	0-0	1	0	0
9/20 vs. Cle.	7	7	0	4-15	0-0	1	0	1
9/27 @ Oak.	5	5	0	2-15	0-0	0	0	0
10/4 vs. Dal.	3	3	0	2-5	0-0	0	0	0
10/11 vs. NE	1	0	0-0	0-0	0-0	0	1	0
10/19 @ SD	5	4	1	2-7	0-0	0	1	0
11/1 @ Bal.	3	2	1	0-0	0-0	0	0	0
11/9 vs. Pit.	1	0	1	0.5-5	0-0	0	0	0
11/15 @ Was.	4	2	2	1.5-4.5	0-0	1	0	0
11/22 vs. SD	3	2	1	0-0	0-0	0	0	0
11/26 vs. NYG	3	3	0	2-11	0-0	0	1	0
12/6 @ KC	6	6	0	1-3	0-0	0	0	0
12/13 @ Ind.	2	2	0	0-0	0-0	0	0	0
12/20 vs. Oak.	1	0	1	0-0	0-0	0	0	0
12/27 @ Phi.	2	2	0	2-23	0-0	0	1	0
1/3/10 vs. KC	1	1	0	0-0	0-0	0	0	0
Totals	49	42	7	17-88.5	0-0	3	4	1

2008

GAME-BY-GAME DEFENSE

BRONCOS

Date/Opp.	TT	Solo	Asst.	Sacks	INT	PD	FF	FR
9/8 @ Oak.	2	2	0	0-0	0-0	0	0	0
9/14 vs. SD	0	0	0	0-0	0-0	0	0	0
9/21 vs. NO	2	2	0	0-0	0-0	0	0	0
9/28 @ KC	1	0	1	0-0	0-0	0	0	0
10/5 vs. TB	7	5	2	1-5	0-0	0	0	0
10/12 vs. Jax.	2	2	0	0-0	0-0	0	0	1
10/20 @ NE	8	5	3	2-15	0-0	0	0	0
11/2 vs. Mia.	4	3	1	0-0	0-0	0	0	0
11/6 @ Cle.	4	2	2	0-0	0-0	0	0	0
11/16 @ Atl.	0	0	0	0-0	0-0	0	0	0
11/23 vs. Oak.	2	2	0	0-0	0-0	0	0	0
11/30 @ NYJ	3	2	1	1-5	0-0	0	1	0
12/7 vs. KC	2	1	1	1-10	0-0	0	0	0
12/14 at Car.	1	0	1	0-0	0-0	0	0	0
12/21 vs. Buf.	5	3	2	0-0	0-0	0	0	0
12/28 @ SD	1	1	0	0-0	0-0	0	0	0
Totals	44	30	14	5-35	0-0	0	1	1



58 ELVIS DUMERVIL

2007

GAME-BY-GAME DEFENSE BRONCOS

Date/Opp.	TT	Solo	Asst.	Sacks	INT	PD	FF	FR
9/9 @ Buf.	3	2	1	0-0	1-27	1	0	0
9/16 vs. Oak.	3	2	1	2-9	0-0	0	0	0
9/23 vs. Jax.	5	3	2	2-10	0-0	0	1	1
9/30 @ Ind.	4	3	1	0-0	0-0	3	0	0
10/7 vs. SD	2	2	0	0-0	0-0	2	0	0
10/21 vs. Pit.	6	6	0	2-18	0-0	0	1	0
10/29 vs. GB	1	1	0	0-0	0-0	0	0	0
11/4 @ Det.	3	3	0	1-6	0-0	0	0	0
11/11 @ KC	2	2	0	1-3	0-0	0	1	0
11/19 vs. Ten.	3	2	1	0-0	0-0	0	0	0
11/25 at Chi.	4	3	1	0-0	0-0	0	0	0
12/2 @ Oak.	3	2	1	0-0	0-0	1	0	0
12/9 vs. KC	5	5	0	3-15	0-0	0	1	0
12/13 @ Hou.	2	1	1	0-0	0-0	0	0	0
12/24 @ SD	5	4	1	1-0	0-0	0	0	0
12/30 vs. Min.	5	2	3	0.5-1.5	0-0	0	0	2
Totals	56	43	13	12.5-62.5	1-27	7	4	3

2006

GAME-BY-GAME DEFENSE BRONCOS

Date/Opp.	TT	Solo	Asst.	Sacks	INT	PD	FF	FR
9/10 @ STL				INACTIVE				
9/17 vs. KC				INACTIVE				
9/24 @ NE				INACTIVE				
10/9 vs. Bal.	0	0	0	0-0	0-0	0	0	0
10/15 vs. Oak.	3	3	0	2-15	0-0	0	0	0
10/22 @ Cle.	3	3	0	3-16	0-0	0	0	1
10/29 vs. Ind.	1	1	0	0-0	0-0	0	0	0
11/5 @ Pit.	2	1	1	1-7	0-0	0	1	0
11/12 @ Oak.	0	0	0	0-0	0-0	0	0	1
11/19 vs. SD	2	2	0	0-0	0-0	0	0	0
11/23 @ KC	0	0	0	0-0	0-0	0	0	0
12/3 vs. Sea.	2	2	0	1-6	0-0	0	0	0
12/10 @ SD	1	0	1	0-0	0-0	0	0	0
12/17 @ Ari.	1	1	0	0-0	0-0	0	0	0
12/24 vs. Cin.	1	1	0	1-9	0-0	0	1	1
12/31 vs. SF	3	1	2	0.5-3.5	0-0	0	0	0
Totals	19	15	4	8.5-56.5	0-0	0	2	3

REGULAR SEASON

Year	Team	GP	GS	TACKLES			SACKS		INTERCEPTIONS					FUMBLES		
				TT	Solo	Asst.	No.	Yards	No.	Yards	LG	TD	PD	FF	FR	Yards
2006	Denver	13	0	19	15	4	*8.5	*56.5	0	0	0	0	0	2	*3	13
2007	Denver	16	16	56	43	13	*12.5	*62.5	1	27	27	0	7	*4	*3	0
2008	Denver	16	15	44	30	14	*5.0	*35.0	0	0	0	0	0	1	*1	0
2009	Denver	16	14	49	42	7	*17.0	*88.5	0	0	0	0	3	*4	1	0
2010	Denver	--	--	--	--	--	--	--	INJURED RESERVE - TORN PECTORAL					--	--	--
2011	Denver	14	14	42	31	11	9.5	63.0	0	0	0	0	1	0	*1	0
2012	Denver	16	16	54	32	22	11.0	83.0	0	0	0	0	1	*6	0	0
2013	Baltimore	15	3	31	18	13	9.5	*64.0	0	0	0	0	3	2	0	0
2014	Baltimore	16	2	35	24	11	*^17	*^127.5	0	0	0	0	1	2	1	0
Totals		122	80	330	235	95	90.0	580.0	1	27	27	0	16	21	10	13

^RAVENS FRANCHISE RECORD

*LED TEAM

CAREER SINGLE-GAME HIGHS (REGULAR SEASON)

Total Tackles:

8 2 times (last: 1/1/12 vs. KC)

Sacks:

4 (9/20/09 vs. Cle.)

Forced Fumbles:

2 2 times (last: 10/13/13 vs. GB)

Passes Defensed:

3 (9/30/07 at Ind.)

Solo Tackles:

7 (9/20/09 vs. Cle.)

INTs:

1 (9/9/07 at Buf.)

Fumble Recoveries:

2 (12/30/07 vs. Min.)

POSTSEASON

Year	Team	GP	GS	TACKLES			SACKS		INTERCEPTIONS					FUMBLES		
				TT	Solo	Asst.	No.	Yards	No.	Yards	LG	TD	PD	FF	FR	Yards
2011	Denver	2	2	3	2	1	1.0	11.0	0	0	0	0	0	1	0	0
2012	Denver	1	1	3	2	1	0.5	3.5	0	0	0	0	0	0	0	0
2014	Baltimore	2	0	3	3	0	2.0	18.0	0	0	0	0	0	0	0	0
Totals		5	3	9	7	2	3.5	32.5	0	0	0	0	0	1	0	0

NFL'S 2014 TOP SACK DUO

OLB Elvis Dumervil (17) and OLB Terrell Suggs (12) combined to produce the most sacks (29) among any NFL duo in 2014. Dumervil's franchise-record 17 ranked as the league's third most, while Suggs' tally tied for the league's ninth-best mark.

NFL'S TOP SACK DUOS (2014 Season)

Rk.	Team	Player (Sacks)	Player (Sacks)	Comb. Sacks
1.	Baltimore	Elvis Dumervil (17)	Terrell Suggs (12)	29.0
2.	Buffalo	Mario Williams (14.5)	Marcell Dareus (10)	24.5
3.	Denver	Von Miller (14)	DeMarcus Ware (10)	24.0



BALTIMORE
RAVENS

26

MATT ELAM
SAFETY | 5-10 | 200

COLLEGE: Florida **HS:** William T. Dwyer (West Palm Beach, FL)
BORN: 9/21/91, Palm Beach Gardens, FL
EXP. (NFL/RAVENS): 3/3 **GP/GS (PLAYOFFS):** 32/26 (2/1)

TRANSACTIONS

Matt Elam was selected by the Ravens in the first round (32nd overall) of the 2013 NFL Draft...Elected to forego his senior season at Florida to declare for the 2013 NFL Draft.

CAREER

- Recorded 47 tackles (29 solo), 5 PD, 1 FF and his first-career sack (a half-sack) in 2014 for a defense that finished second (tied with Philadelphia) in the league with 49 sacks (Buffalo - 54)
- Finished his rookie season (2013) with 76 tackles (53 solo), 3 PD, 2 FRs and 1 INT
- Established a career high (tied twice) with 10 tackles (7 solo) and his first-career INT at Det. (12/16/13)
- Started his first-career game and posted 5 tackles vs. Cle. (9/15/13)



2014: (16/11, 2/1) Recorded 47 tackles (29 solo), 5 PD, 1 FF and his first-career sack (a half-sack) for a defense that finished second (tied with Philadelphia) in the league with 49 sacks (Buffalo - 54)...Ravens allowed the sixth-fewest points per game (18.9) in 2014

- Played in his first-career postseason game, collecting 1 solo tackle and thwarted a two-point conversion, snagging a pass in the end zone in the 30-17 victory in the **Wild Card game at Pit. (1/3/15)**
- Started at nickel and totaled 4 tackles and his first-career sack (a half-sack for -3 yards) in **game 9 at Pit. (11/2)**
- Started and tied for the team lead (C.J. Mosley) with a career-high-tying 10 tackles on a defense that did not allow a TD and forced 3 turnovers (2 FRs and 1 INT) in **game 2 vs. Pit. (9/11)**
- Saw action in both postseason contests (one start) and had 1 tackle for a defense that produced 7 sacks and allowed just 82 rushing yards in two playoff games

2013: (16/15) Finished fourth on the team with 76 tackles (53 solo), 3 PD, 2 FRs and 1 INT (returned for 18 yards) as a rookie

- Led the team with a career-high 10 tackles (career-high 7 solo) and recorded his first-career INT with :38 remaining to seal the 18-16 victory in **game 14 at Det. (12/16)**
- Had 3 solo tackles and his first-career FR (that led to a Ravens' FG five plays later) in **game 7 at Pit. (10/20)**
- Started and recorded 5 tackles (4 solo) and posted 1 PD for a defense that did not allow a TD for the second-consecutive contest and held the Texans to 25% (3-of-12) on third down in the 30-9 victory in **game 3 vs. Hou. (9/22)**
- Started his first-career NFL game and had 5 tackles for a defense that didn't allow a TD and held the Browns to 27% (4-of-15) on third down in **game 2 vs. Cle. (9/15)**
- Saw action in his first-career NFL game, posting his first-career tackle from scrimmage, in **game 1 at Den. (9/5)**

COLLEGE: Saw action in 39 games (26 starts) and finished his Florida career with 176 tackles (124 solo), 5 sacks (-20 yards), 24 TFL, 2 FFs, 1 FR, 13 PD and 6 INTs (returned for 91 yards)... Earned first-team All-American by the *Associated Press*, *The NFL Draft Report*, *The Sporting News*, *Sports Illustrated* and CBS Sports after ranking second on the team with 76 tackles (58 solo), 2 sacks, 11 TFL, 5 PD and a team-leading 4 INTs while starting all 16 games as a junior in 2012...Also named First-team All-Southeastern Conference by media and coaches, second-team All-American by the Walter Camp Foundation and was a semifinalist for Chuck Bednarik and Jim Thorpe Awards in his final season at Florida...Became just the second safety in school history to be named first-team All-American by the *Associated Press*, *The NFL Draft Report*, *The Sporting News*, *Sports Illustrated* and CBS Sports...Also earned unanimous first-team All-Southeastern Conference honors and second-team All-American (the Walter Camp Foundation) honors...Recorded a season-high 11 tackles, including a sack, in his final collegiate game against Louisville in the Sugar Bowl...Started all 13 games as a sophomore in 2011 and established a career high with 78 tackles (50 solo), adding a team-leading 11 TFL, 2 sacks, 2 FFs, 7 PD and 2 INTs (returned for 18 yards)...Led a defense that ranked seventh in the nation in pass defense (166.9 ypg) and eighth in total defense (299.5 ypg)...Was one of six true freshmen to play in all 13 games in 2010...Recorded 22 tackles (16 solo), including 2 TFL, 1 sack, 1 PD and 1 FR.

HIGH SCHOOL, PERSONAL: Five-star prospect who was rated the No. 1 safety and the No. 10-overall player in the nation according to *Scout.com* at William T. Dwyer (West Palm Beach, FL) HS...Selected as the Gatorade Player of the Year and named Mr. Football for the State of Florida as a senior in 2009...Selected to the 2009 EA Sports All-America first-team as an all-purpose player...Named a 2010 *Parade* High School All-American and No. 12 on the Top 150 Dream Team by *PrepStar Magazine*...Rushed for 1,883 yards and

26 MATT ELAM

27 TDs as a senior, including 918 yards and 13 TDs, leading Dwyer to a 14-1 record and the 4A State Title...Rushed for 187 yards and 4 TDs in the 2009 state title game...Selected as the Palm Beach County Player of the Year in 2008 and was a FSWA first-team All-State selection...Racked up over 200 tackles, including 38 TFL and 15 sacks, in his final two years at Dwyer...Also rushed for 435 yards with 4 TDs and had 758 receiving yards with 9 TDs as a junior...Older brother, Abram, played for the Dolphins, Chiefs, Cowboys, Browns and Jets during his seven-year NFL career...Took a job as a part-time sales associate at Finish Line shoe store in a Gainesville, FL mall to gain knowledge of the retail business during the summer following his rookie season...Went back to school during the 2014 offseason to continue working towards his degree in Anthropology from the University of Florida.

COMMUNITY: With his brother, Abram, established the T.E.A.M. Elam Foundation to help combat violence and negative influences surrounding children...Goal of the organization is to provide young people with the skills, knowledge and confidence to succeed in life and build awareness for opportunities that are available for them to become the next generation of community leaders...In March

2014, attended the Sports and Fitness Industry Association's 14th annual National Health Through Fitness Day, an event geared toward eliminating the obesity epidemic and helped push fitness bills in congress...Active in promoting PLAY 60, the NFL movement for an active generation...Participated in an assembly at Mayfield Woods Middle School (Elkridge, MD) to kick off the PLAY 60 Challenge and an assembly at Federal Hill Preparatory School, winner of the NFL PLAY 60 Super School title in the Baltimore area (2013)...Joined teammates in hosting a PLAY 60 youth football clinic at Aberdeen Proving Ground for children whose parents currently serve in the U.S. Military (2013)...Participated in the Hometown Huddle Ravens TEAM Challenge...The NFL/United Way Hometown Huddle is a league-wide day of service designed to bring awareness and impact to the issue of youth health and fitness (2013, 2014)... Supports several team and player initiatives, including A Purple Evening and Purple Bingo Night, both annual women's events held at M&T Bank Stadium, former teammate Jameel McClain's Thanksgiving Dinner at the Salvation Army, the Lardarius Webb Celebrity Softball Tournament and former teammate Jacoby Jones' Charity Bowling Night.

2014

GAME-BY-GAME DEFENSE

RAVENS

Date/Opp.	TT	Solo	Asst.	Sacks	INT	PD	FF	FR
9/7 vs. Cin.	3	1	2	0-0	0-0	1	0	0
9/11 vs. Pit.	10	5	5	0-0	0-0	0	0	0
9/21 @ Cle.	3	1	2	0-0	0-0	0	0	0
9/28 vs. Car.	2	2	0	0-0	0-0	0	0	0
10/5 @ Ind.	2	2	0	0-0	0-0	0	1	0
10/12 @ TB	2	2	0	0-0	0-0	0	0	0
10/19 vs. Atl.	1	0	1	0-0	0-0	1	0	0
10/26 @ Cin.	2	1	1	0-0	0-0	1	0	0
11/2 @ Pit.	4	1	3	0.5-3.0	0-0	0	0	0
11/9 vs. Ten.	1	0	1	0-0	0-0	0	0	0
11/24 @ NO	1	1	0	0-0	0-0	0	0	0
11/30 vs. SD	7	5	2	0-0	0-0	1	0	0
12/7 @ Mia.	4	4	0	0-0	0-0	0	0	0
12/14 vs. Jax.	3	2	1	0-0	0-0	0	0	0
12/21 @ Hou.	1	1	0	0-0	0-0	0	0	0
12/28 vs. Cle.	1	1	0	0-0	0-0	1	0	0
Totals	47	29	18	0.5-3.0	0-0	5	1	0

Playoffs

1/3/15 @ Pit.	1	1	0	0-0	0-0	0	0	0
1/10/15 @ NE	0	0	0	0-0	0-0	0	0	0
Totals	1	1	0	0-0	0-0	0	0	0

2013

GAME-BY-GAME DEFENSE

RAVENS

Date/Opp.	TT	Solo	Asst.	Sacks	INT	PD	FF	FR
9/5 @ Den.	1	1	0	0-0	0-0	0	0	0
9/15 vs. Cle.	5	3	2	0-0	0-0	0	0	0
9/22 vs. Hou.	5	4	1	0-0	0-0	1	0	0
9/29 @ Buf.	6	6	0	0-0	0-0	0	0	0
10/6 @ Mia.	2	2	0	0-0	0-0	0	0	0
10/13 vs. GB	8	3	5	0-0	0-0	0	0	0
10/20 @ Pit.	3	3	0	0-0	0-0	0	0	1
11/3 @ Cle.	2	2	0	0-0	0-0	0	0	0
11/10 vs. Cin.	3	2	1	0-0	0-0	1	0	0
11/17 @ Chi.	5	4	1	0-0	0-0	0	0	0
11/24 vs. NYJ	5	4	1	0-0	0-0	0	0	0
11/28 vs. Pit.	2	1	1	0-0	0-0	0	0	0
12/8 vs. Min.	3	2	1	0-0	0-0	0	0	1
12/16 @ Det.	10	7	3	0-0	1-18	1	0	0
12/22 vs. NE	6	2	4	0-0	0-0	0	0	0
12/29 @ Cin.	10	7	3	0-0	0-0	0	0	0
Totals	76	53	23	0-0	1-18	3	0	2

RED ZONE FORCE

The Ravens' defense allowed a 42.6% TD efficiency mark, the NFL's second-best figure in 2014. Baltimore is the only NFL team to rank in the Top 7 in red zone defense in each of the past 11 seasons.

RED ZONE DEFENSE / OPP. TD PERCENTAGE (2014 Season)

Rk.	Team	RZ Drives	RZ TDs	RZ TD Pct.
1.	Kansas City Chiefs	54	21	38.9
2.	Baltimore Ravens	54	23	42.6
3.	Arizona Cardinals	41	18	43.9
4.	St. Louis Rams	39	18	46.2
5.	Cleveland Browns	54	25	46.3

26 MATT ELAM

REGULAR SEASON

Year	Team	GP	GS	TACKLES			SACKS		INTERCEPTIONS					FUMBLES		
				TT	Solo	Asst.	No.	Yards	No.	Yards	LG	TD	PD	FF	FR	Yards
2013	Baltimore	16	15	76	53	23	0.0	0.0	1	18	0	0	3	0	2	0
2014	Baltimore	16	11	47	29	18	0.5	3.0	0	0	0	0	5	1	0	0
Totals		32	26	123	82	41	0.5	3.0	1	18	18	0	8	1	2	0

SPECIAL TEAMS TACKLES (3): 2013 (1); 2014 (2)

CAREER SINGLE-GAME HIGHS (REGULAR SEASON)

Total Tackles:
10 3 times (last: 9/11/14 vs. Pit.)

Solo Tackles:
7 2 times (last: 12/29/13 at Cin.)

Sacks:
0.5 (11/2/14 at Pit.)

Interceptions:
1 (12/16/13 at Det.)

Forced Fumbles:
1 (10/5/14 at Ind.)

Fumble Recoveries:
1 2 times (last: 12/8/13 vs. Min.)


Passes Defensed:
1 8 times (last: 12/28/14 vs. Cle.)

POSTSEASON

Year	Team	GP	GS	TACKLES			SACKS		INTERCEPTIONS					FUMBLES		
				TT	Solo	Asst.	No.	Yards	No.	Yards	LG	TD	PD	FF	FR	Yards
2014	Baltimore	2	1	1	1	0	0.0	0.0	0	0	0	0	0	0	0	0
Totals		2	1	1	1	0	0.0	0.0	0	0	0	0	0	0	0	0

Additional Statistics: Intercepted a 2-point conversion during playoffs (WC at Pit. 1/3/15)





BALTIMORE
RAVENS

5

JOE FLACCO
QUARTERBACK | 6-6 | 245

COLLEGE: Delaware HS: Audubon (NJ)

BORN: 1/16/85, Voorhees, NJ

EXP. (NFL/RAVENS): 8/8 GP/GS (PLAYOFFS): 112/112 (15/15)

TRANSACTIONS

Joe Flacco re-signed (six-year contract) with the Ravens on 3/4/13...Originally selected by the Ravens in the first round (18th overall) of the 2008 NFL Draft...Flacco became just the second NCAA Division I FCS (formerly I-AA) QB ever selected in the first round and the first since QB Steve McNair (Alcorn State) was the third-overall pick by Houston in 1995.

HONORS

- Super Bowl XLVII MVP
- Diet Pepsi Rookie of the Year (*NFL.com* fan vote) in 2008
- NFL Offensive Rookie of the Month (November, 2008)
- *USA Today's* All-Joe Team (players who are critical to their team but don't receive Pro Bowl nods) in 2009 and 2012
- AFC Offensive Player of the Week (Week 6, 2014; Week 1, 2012; Week 9, 2008)
- AFC Rookie of the Week (Week 17, 2008)
- FedEx Air NFL Player of the Week (Week 17, 2014; Week 6, 2014; Week 10, 2012; Week 3, 2012; Week 3, 2011)
- GMC "Never Say Never" Moment of the Week (Week 14, 2013; Week 9, 2011)

CAREER

- Flacco's 82 total wins (including playoffs) are the most by an NFL starting QB since 2008, when he entered the league
- Flacco's 72 regular season victories from 2008-14 are the most by a QB in the first seven seasons of a career
- Flacco's 10 career playoff victories rank as the most among starting QBs since 2008 (Tom Brady is next with seven)
- Flacco has seven career road wins in the playoffs, ranking as the most by a QB in league history (Eli Manning is next with five)
- Is the only starting QB in NFL history (since the 1970 merger) to win a playoff game in each of his first five seasons (2008-12)
- Tied Tom Brady for the most playoff victories (9) in a QB's first five seasons (2008-12)
- Leading Baltimore to the Super Bowl XLVII title in 2012, Flacco became the second QB in NFL postseason history (Joe Montana - 1989) to throw 11 TDs and 0 INTs
- Is the Ravens' all-time leading passer in yards (25,531), TD passes (148), completions (2,213) and attempts (3,657)...Ranks second in completion percentage (60.5)
- Flacco has never missed a game, with his 127 NFL starts (including playoffs) ranking as the most to begin a career by a QB in NFL history
- Owns the Ravens' franchise record for 300-yard passing games (21)
- Flacco has 21 career game-winning drives (19 regular season and 2 playoff) in the fourth quarter or overtime
- Set the Ravens' single-season record for completion percentage (63.1) in 2009 and QB rating (93.6) in 2010
- Became the fastest player in NFL history to throw 5 TDs (16:03 into the game) in the 48-17 victory at TB (10/12/14)...Finished the game 21-of-28 (75%) for 306 yards, 5 TDs (tying a team record) and 0 INTs to produce a franchise-record 149.7 QB rating
- Flacco has thrown at least 2 TDs in eight-straight playoff games, marking the longest streak in NFL postseason history
- Flacco has 25 career postseason TD passes, the most in a player's first seven seasons in NFL playoff history
- Flacco's streak of 197 passes without throwing an interception in the postseason (from 1/22/12 to 1/10/15) is the second-longest streak in NFL playoff history (Drew Brees, 226)
- In the Ravens' last 10 playoff games (since the 2010 season), Flacco is 196-of-327 for 2,563 yards, 24 TDs and 4 INTs (104.1 rating)...The Ravens are 7-3 in these contests
- In Baltimore's last six playoff games (5-1 record), Flacco has thrown 17 TDs and 2 INTs...Completing 119 of 200 passes for 1,691 yards, he owns a stellar 111.1 QB rating
- Became the first rookie QB in NFL history to win two playoff games in the 2008 Divisional Playoff win at Ten. (1/10/09)

5 JOE FLACCO

- The tandem of John Harbaugh and Flacco, which in 2008 set the NFL record for most wins ever (13, including playoffs) by a rookie head coach starting a rookie QB, also own the league mark for earning the playoffs in their first five seasons (2008-12)
- Has led the Ravens to 45 career regular season wins at home, tied for the most (Tom Brady) among NFL starting QBs since 2008



2014: (16/16, 2/2) Started all 16 games for the seventh-consecutive season and established career highs in passing yards (3,986) and TD passes (27), completing 62.1% of his passes (344 of 554) for a 91.0 QB rating...Led an offense that established franchise single-season records in yards (5,838) and points scored (409), which ranked eighth in the NFL... Helped lead the Ravens to the playoffs for the sixth time in the last seven seasons, becoming the first QB in NFL history to reach the playoffs in six of his first seven years

- Started both postseason contests, completing 46 of 74 passes (62.2%) for 551 yards, 6 TDs and 2 INTs for a 100.7 QB rating for an offense that produced 727 yards and 61 points in two playoff games
- Started his 15th playoff game (most by a QB in NFL history over his first seven seasons) and completed 28 of 45 passes (62.2%) for 292 yards and a single-game postseason franchise-record 4 TD passes in the **Divisional Playoff game at NE (1/10/15)**
- Started and completed 18 of 29 passes (62.1%) for 259 yards, 2 TDs and 0 INTs for a 114.0 QB rating in the 30-17 victory in the **Wild Card game at Pit. (1/3/15)**...Led the Ravens on four scoring drives in the second half against the Steelers
- Completed 22 of 36 passes for 312 yards (franchise-record 21st 300-yard game), 2 TDs and 0 INTs for a 107.6 QB rating in the 20-10 victory in the **season finale vs. Cle. (12/28)**...Went 8-of-9 for 161 yards and 2 TDs for a perfect 158.3 QB rating in the fourth quarter, leading the Ravens on three scoring drives and 17 unanswered points against the Browns
- Earned AFC Offensive Player of the Week honors after throwing a franchise-record-tying 5 TDs, becoming the fastest player in NFL history (since 1970 merger) to toss 5 TDs (16 minutes and 3 seconds into the game) in the 48-17 victory in **game 6 at TB (10/12)**...Flacco finished the game 21-of-28 (75%) for 306 yards (his 19th-career 300-yard game), 5 TDs and 0 INTs for a franchise-record 149.7 QB rating...Ravens offense gained 475 yards and racked up 6 TDs against the Buccaneers...The 48 points scored are the most in Ravens road-game history
- Started his 100th-consecutive regular season game and completed 71% of his passes (22 of 31) for 327 yards (18th 300-yard passing game), 3 TDs and 0 INTs for a then-franchise-record 137.4 QB rating in the 38-10 victory in **game 4 vs. Car. (9/28)**
- Completed 19 of 31 passing attempts (61.3%) for 217 yards, 1 TD and 1 INT in the 23-21 victory in **game 3 at Cle. (9/21)**... Flacco led the Ravens on a 37-yard game-winning drive

late in the fourth quarter that was capped by K Justin Tucker's 32-yard FG as time expired...It marked Flacco's 20th (including playoffs) game-winning drive in the fourth quarter or overtime

- Started and recorded career highs in completions (35) and passing attempts (62 - tied) for 345 yards, 1 TD (a career-long 80-yarder to WR Steve Smith Sr.) and 1 INT in the **season opener vs. Cin. (9/7)**

2013: (16/16) Set career highs in attempts (614) and completions (362), throwing for 3,912 (second-highest single-season total in his career) while becoming the first player in franchise history to throw for 20,000 yards (ended the season with 21,545 career yards)...Also carried the ball 27 times for 131 yards (second-highest single-season total of his career) and 1 TD

- Recorded his 19th-career game-winning drive in the fourth quarter or overtime, leading the Ravens to a win that ended with K Justin Tucker's franchise-record 61-yard game-winning FG in the 18-16 victory in **game 14 at Det. (12/16)**
- Produced his 18th-career game-winning drive in the fourth quarter or overtime, hitting WR Marlon Brown for a 9-yard TD with :04 remaining (earning the GMC "Never Say Never" Moment of the Week), capping off a crazy final 2:01 (5 TDs were scored in the 29-26 win) in **game 13 vs. Min. (12/8)**...Finished the game, played in a driving snowstorm, 28-of-50 for 245 yards and 3 TDs
- Crossed the 20,000-yard career passing mark, while completing 17 of 31 passes for 162 yards and 1 TD in **game 10 at Chi. (11/17)**
- Started his 100th-career NFL game (including playoffs) and completed 70.6% of his passes (24 of 34) for 215 yards, 1 TD and 0 INTs in **game 7 at Pit. (10/20)**
- Crossed the 19,000-yard career passing mark after posting his franchise-record 16th-career 300-plus-yard game, completing 20 of 34 passes for 342 yards, 2 TDs and 0 INTs for a 112.6 QB rating in **game 6 vs. GB (10/13)**
- Completed 25 of 50 passes for 347 yards (his franchise-record 15th-career 300-plus-yard passing game), including a then-career-long-tying 74-yarder (WR Torrey Smith) and 2 TDs in **game 4 at Buf. (9/29)**
- Completed 22 of 33 passes (66.7%) for 211 yards (went over 18,000-career passing yards), 1 TD and 0 INTs in the 14-6 victory in **game 2 vs. Cle. (9/15)**...Flacco's second child (son, Daniel) was born two hours before kickoff
- Set career highs in passing attempts (62) and completions (34), while throwing for 362 yards and 2 TDs in **game 1 at Den. (9/5)**

5 JOE FLACCO

FLACCO IS THE FIRST

Joe Flacco's 72 regular season wins are the most by a starting QB in his first seven seasons in the NFL and the third most by a starting QB since 2008 (Tom Brady and Peyton Manning - 74). In addition, Flacco's 45 career regular season wins at home tie (Tom Brady) for the most among NFL starting QBs since his rookie season (2008).

MOST WINS BY A STARTING QB / FIRST SEVEN SEASONS (Since 1970 Merger)

Quarterback (team)	Seasons	Wins
Joe Flacco (Baltimore)	2008-14	72
Tom Brady (New England)	2000-06	70
Ben Roethlisberger (Pittsburgh)	2004-10	69

2012: (16/16, 4/4) Led the Ravens to their second World Championship after a second-straight AFC North division title...Named Super Bowl XLVII MVP and earned *USA Today's* All-Joe Team honors (players who are critical to their team, but don't receive Pro Bowl nods) after starting all 16 games and posting then-career highs in passing yards (3,817) and completions (317), while throwing 22 TD passes...Ravens scored the second-most points (398) in franchise history and posted the third-most total yards (5,640) in team history...Ravens set a team record for fewest turnovers in a single season (16)...Flacco also rushed for a career-high 3 TDs

- Completed 69.4% of his passes (25 of 36) for 309 yards, 2 TDs and no INTs for a 114.2 QB rating, as part of an offense that posted a season-high 533 yards (224 rushing and 309 passing), the third-highest output in team history, in the 33-14 victory in **game 15 vs. NYG (12/23)**...Flacco tied a franchise record (Vinny Testaverde, 1996) with his fifth 300-yard passing game of the season
- Threw his 100th-career TD pass, completing 20 of 40 for 254 yards, including 2 TDs, in **game 14 vs. Den. (12/16)**
- Completed 30 of 51 passes for 355 yards, 1 TD and no INTs in the 16-13 overtime victory in **game 11 at SD (11/25)**... Flacco led the Ravens to 13 unanswered points in the fourth quarter and overtime for the victory, including a 29-yard pass to RB Ray Rice, converting a fourth-and-29 in the fourth quarter that led to a game-tying FG six plays later... Led a 12-play, 69-yard drive in overtime, which culminated with a game-winning 38-yard FG with 1:07 remaining in the extra period
- Earned FedEx Air Player of the Week honors after leading the Ravens to a franchise-record 55 points, completing 21 of 33 passes (63.6%) for 341 yards (11th-career 300-yard game) and 3 TDs in **game 9 vs. Oak. (11/11)**...Also scored on a 1-yard plunge against the Raiders
- Was 28-of-46 for 356 yards, while crossing the 15,000-yard mark, with 1 TD in **game 4 vs. Cle. (9/27)**

- Completed 28 of 39 passes for 382 yards (third-highest total of his career and fourth most in team history) and 3 TDs in **game 3 vs. NE (9/23)**...Flacco led the Ravens to 503 total yards (fourth most in franchise history) and four scoring drives of at least 80 yards...With his 382 yards, Flacco became the Ravens' all-time leader in 300-yard passing games
- In four playoff games, completed 73 of 126 passes for 1,140 yards, 11 TDs and 0 INTs for a 117.2 QB rating... Became just the second QB in NFL postseason history (Joe Montana - 1989) to throw 11 TDs and 0 INTs...Helped the Ravens' offense average 410.3 yards and 31 points per game during the playoffs
- Earned MVP honors after completing 66.7% of his passes (22 of 33) for 287 yards, 3 TDs and 0 INTs in the 34-31 victory in **Super Bowl XLVII vs. SF (2/3/13)**...Led the Ravens on 3 TD drives and converted 56% of the team's third downs (9 of 16) against the 49ers...Flacco tied Tom Brady for the most playoff wins (9) by a QB in his first five seasons
- Completed 21 of 36 passes for 240 yards, 3 TDs and no INTs for a 106.3 QB rating in the 28-13 victory in the **AFC Championship at NE (1/20/13)**
- Established then-single-game franchise postseason records in passing yards (331) and passing TDs (3) for a 116.2 QB rating in the 38-35 double-overtime win in the **Divisional game at Den. (1/12/13)**...Led the Ravens on 3 scoring drives of at least 50 yards (94, 58 and 77), including his 15th-career game-winning drive in the fourth quarter/OT (second in the playoffs)...His fourth-quarter 70-yard game-tying TD pass to WR Jacoby Jones is also a postseason franchise record
- Posted a franchise postseason-record 125.6 QB rating (12-of-23 for 282 yards, 2 TDs and no INTs) in the **Wild Card game vs. Ind. (1/6/13)**...Averaged 23.5 yards per completion, with 7 of his completions gaining at least 20 yards (longs of 50, 47 and 46)

5 JOE FLACCO

2014

GAME-BY-GAME

RAVENS

Date/Opp.	PASSING										RUSHING				
	Att.	Comp.	Yards	Comp%	Yds/Att	TD	INT	LG	Sack/Lost	Rating	No.	Yards	Avg.	LG	TD
9/7 vs. Cin.	62	35	345	56.5	5.56	1	1	80t	3/16	71.0	3	7	2.3	3	0
9/11 vs. Pit.	29	21	166	72.4	5.72	2	0	24	0/0	109.3	5	3	0.6	3	0
9/21 @ Cle.	31	19	217	61.3	7.00	1	1	33	0/0	79.6	4	6	1.5	7	0
9/28 vs. Car.	31	22	327	71.0	10.55	3	0	61t	0/0	137.4	1	3	3.0	3	0
10/5 @ Ind.	38	22	235	57.9	6.18	0	1	30	4/38	65.1	0	0	0.0	0	0
10/12 @ TB	28	21	306	75.0	10.55	5	0	56t	0/0	149.7	0	0	0.0	0	0
10/19 vs. Atl.	25	16	258	64.0	10.32	2	2	49	1/10	91.8	1	4	4.0	4	0
10/26 @ Cin.	34	17	195	50.0	5.74	0	2	29	1/8	43.1	2	12	6.0	13	0
11/2 @ Pit.	45	30	303	66.7	6.73	2	1	35t	4/34	91.3	1	2	2.0	2	0
11/9 vs. Ten.	27	16	169	59.3	6.26	1	0	32t	1/8	89.9	3	-2	-0.7	0	0
11/24 @ NO	24	18	243	75.0	10.13	1	0	40	1/9	120.7	2	2	1.0	3	0
11/30 vs. SD	31	19	225	61.3	7.26	2	0	31	0/0	104.9	2	3	1.5	2	1
12/7 @ Mia.	33	25	269	75.8	8.15	2	1	29	1/5	106.8	7	16	2.3	15	1
12/14 vs. Jax.	30	20	221	66.7	7.37	1	0	29	0/0	99.4	4	8	2.0	10	0
12/21 @ Hou.	50	21	195	42.0	3.90	2	3	20t	2/17	41.7	1	5	5.0	5	0
12/28 vs. Cle.	36	22	312	61.1	8.67	2	0	53	1/22	107.6	3	1	0.3	3	0
Totals	554	344	3,986	62.1	7.18	27	12	80t	19/167	91.0	39	70	1.8	15	2
Playoffs															
1/3/15 @ Pit.	29	18	259	62.1	8.93	2	0	40	1/13	114.0	8	8	1.0	9	0
1/10/15 @ NE	45	28	292	62.2	6.49	4	2	35	0/0	92.1	0	0	0.0	0	0
Totals	74	46	551	62.2	7.45	6	2	40	1/13	100.7	8	8	1.0	9	0

2013

GAME-BY-GAME

RAVENS

Date/Opp.	PASSING										RUSHING				
	Att.	Comp.	Yards	Comp%	Yds/Att	TD	INT	LG	Sack/Lost	Rating	No.	Yards	Avg.	LG	TD
9/5 @ Den.	62	34	362	54.8	5.84	2	2	34	4/27	69.4	0	0	0.0	0	0
9/15 vs. Cle.	33	22	211	66.7	6.39	1	0	27	2/14	94.4	4	6	1.5	9	0
9/22 vs. Hou.	24	16	171	66.7	7.13	0	0	48	2/10	87.3	0	0	0.0	0	0
9/29 @ Buf.	50	25	347	50.0	6.94	2	5	74	4/26	46.4	0	0	0.0	0	0
10/6 @ Mia.	32	19	269	59.4	8.41	0	1	43	2/18	73.6	2	13	6.5	14	0
10/13 vs. GB	34	20	342	58.8	10.06	2	0	63	5/29	112.6	1	6	6.0	6	0
10/20 @ Pit.	34	24	215	70.6	6.32	1	0	41	1/10	97.1	2	14	7.0	12	0
11/3 @ Cle.	41	24	250	58.5	6.10	2	1	46	5/27	82.4	3	25	8.3	15	0
11/10 vs. Cin.	36	20	140	55.6	3.89	2	2	18	5/36	60.0	1	4	4.0	4	0
11/17 @ Chi.	31	17	162	54.8	5.23	1	2	17	3/19	53.4	4	20	5.0	11	0
11/24 vs. NYJ	26	17	273	65.4	10.50	1	1	66t	4/28	97.1	0	0	0.0	0	0
11/28 vs. Pit.	35	24	251	68.6	7.17	1	0	54	2/14	98.6	4	7	1.8	9	0
12/8 vs. Min.	50	28	245	56.0	4.90	3	3	35	2/17	64.2	1	22	22.0	22	0
12/16 @ Det.	38	20	222	52.6	5.84	0	0	27	1/7	70.3	2	13	6.5	7	0
12/22 vs. NE	38	22	260	57.9	6.84	0	2	42	4/25	56.9	2	0	0.0	1	1
12/29 @ Cin.	50	30	192	60.0	3.84	1	3	14	2/17	49.8	1	1	0.0	1	0
Totals	614	362	3,912	59.0	6.37	19	22	74	48/324	73.1	27	131	4.9	22	1

2012

GAME-BY-GAME

RAVENS

Date/Opp.	PASSING										RUSHING				
	Att.	Comp.	Yards	Comp%	Yds/Att	TD	INT	LG	Sack/Lost	Rating	No.	Yards	Avg.	LG	TD
9/10 vs. Cin.	29	21	299	72.4	10.30	2	0	52	3/21	128.4	2	-1	-0.5	0	0
9/16 @ Phi.	42	22	232	52.4	5.50	1	1	40	2/18	66.8	0	0	0.0	0	0
9/23 vs. NE	39	28	382	71.8	9.79	3	1	41	0/0	117.7	2	3	1.5	5	0
9/27 vs. Cle.	46	28	356	60.9	7.74	1	1	39	4/19	83.2	2	4	2.0	3	1
10/7 @ KC	27	13	187	48.1	6.93	0	1	43	4/22	55.6	3	14	4.7	16	0
10/14 vs. Dal.	26	17	234	65.4	9.00	1	0	43	1/4	106.9	2	2	1.0	3	0
10/21 @ Hou.	43	21	147	48.8	3.42	1	2	15t	4/26	45.4	2	7	3.5	5	0
11/4 @ Cle.	24	15	153	62.5	6.38	1	0	27	1/8	94.6	2	1	0.5	2	0
11/11 vs. Oak.	33	21	341	63.6	10.33	3	1	47t	0/0	115.8	1	1	1.0	1t	1
11/18 @ Pit.	32	20	164	62.5	5.13	0	0	31	2/11	75.5	1	-1	-1.0	-1	0
11/25 @ SD	51	30	355	58.8	6.96	1	0	54	5/39	86.6	4	-4	-1.0	0	0
12/2 vs. Pit.	34	16	188	47.1	5.53	1	1	31	3/11	61.9	1	-1	-1.0	-1	0
12/9 @ Was.	21	16	182	76.2	8.67	3	1	31t	2/9	121.4	5	9	1.8	5	0
12/16 vs. Den.	40	20	254	50.0	6.35	2	1	61t	3/32	76.5	2	-2	-1.0	-1	0
12/23 vs. NYG	36	25	309	69.4	8.58	2	0	43	0/0	114.2	3	-10	-3.3	1t	1
12/30 @ Cin.	8	4	34	50.0	4.25	0	0	24	1/7	61.5	0	0	0.0	0	0
Totals	531	317	3,817	59.7	7.19	22	10	61t	35/227	87.7	32	22	0.7	16	3
Playoffs															
1/6/13 vs. Ind.	23	12	282	52.2	12.26	2	0	50	1/13	125.6	3	-3	-1.0	-1	0
1/12/13 @ Den.	34	18	331	52.9	9.74	3	0	70t	1/7	116.2	2	7	3.5	7	0
1/20/13 @ NE	36	21	240	58.3	6.67	3	0	26	2/5	106.3	3	12	4.0	14	0
2/3/13 @ SF	33	22	287	66.7	8.70	3	0	56t	2/13	124.2	0	0	0.0	0	0
Totals	126	73	1,140	57.9	9.05	11	0	70t	6/38	117.2	8	16	2.0	14	0



5 JOE FLACCO

2011

GAME-BY-GAME

RAVENS

Date/Opp.	PASSING										RUSHING				
	Att.	Comp.	Yards	Comp%	Yds/Att	TD	INT	LG	Sack/Lost	Rating	No.	Yards	Avg.	LG	TD
9/11 vs. Pit.	29	17	224	58.6	7.72	3	0	29	1/9	117.6	0	0	0.0	0	0
9/18 @ Ten.	32	15	197	46.9	6.16	1	2	32	3/13	51.2	0	0	0.0	0	0
9/25 @ STL	48	27	389	56.3	8.10	3	0	74t	2/4	103.6	8	27	3.4	9	0
10/2 vs. NYJ	31	10	163	32.3	5.26	0	1	52	2/8	37.4	3	-3	-1.0	-1	0
10/16 vs. Hou.	33	20	305	60.6	9.24	0	1	56	2/16	78.5	3	-1	-0.3	1t	1
10/24 @ Jax.	38	21	137	55.3	3.61	1	1	20	3/25	61.0	0	0	0.0	0	0
10/30 vs. Ari.	51	31	336	60.8	6.59	0	1	37	3/38	72.0	4	15	3.8	10	0
11/6 @ Pit.	47	28	300	59.6	6.38	1	0	29	3/11	85.4	0	0	0.0	0	0
11/13 @ Sea.	52	29	255	55.8	4.90	1	1	19	1/8	67.4	2	8	4.0	6	0
11/20 vs. Cin.	27	17	270	63.0	10.00	2	1	49	1/2	105.5	3	-2	-0.7	0	0
11/24 vs. SF	23	15	161	65.2	7.00	1	0	22	0/0	100.1	6	2	0.3	6	0
12/4 @ Cle.	23	10	158	43.5	6.87	0	0	32	1/0	66.9	4	-1	-0.3	2	0
12/11 vs. Ind.	31	23	227	74.2	7.32	2	1	26	2/15	102.5	0	0	0.0	0	0
12/18 @ SD	34	23	226	67.6	6.65	2	2	36	5/40	81.2	1	12	12.0	12	0
12/24 vs. Cle.	24	11	132	45.8	5.50	2	1	42t	1/10	73.6	4	30	7.5	33	0
1/1/12 @ Cin.	19	15	130	78.9	6.84	1	0	39	1/4	112.7	1	1	1.0	1	0
Totals	542	312	3,610	57.6	6.66	20	12	74t	31/203	80.9	39	88	2.3	33	1
Playoffs															
1/15/12 vs. Hou.	27	14	176	51.9	6.52	2	0	30	5/36	97.1	2	-1	-0.5	-1	0
1/22/12 @ NE	36	22	306	61.1	8.50	2	1	42	3/24	95.1	4	27	6.8	14	0
Totals	63	36	482	57.1	7.65	4	1	42	8/60	96.1	6	26	4.3	14	0

2010

GAME-BY-GAME

RAVENS

Date/Opp.	PASSING										RUSHING				
	Att.	Comp.	Yards	Comp%	Yds/Att	TD	INT	LG	Sack/Lost	Rating	No.	Yards	Avg.	LG	TD
9/13 @ NYJ	38	20	248	52.6	6.53	0	1	38	2/15	62.2	4	2	0.5	1	0
9/19 @ Cin.	39	17	154	43.6	3.95	1	4	31	1/4	23.8	3	9	3.0	8	0
9/26 vs. Cle.	31	22	262	71.0	8.45	3	0	34	0/0	128.7	4	-4	-1.0	-1	0
10/3 @ Pit.	37	24	256	64.9	6.92	1	1	40	1/6	82.7	2	1	0.5	2	0
10/10 vs. Den.	25	14	196	56.0	7.84	0	0	58	1/14	81.4	5	20	4.0	9	1
10/17 @ NE	35	27	285	77.1	8.14	2	0	25	3/7	119.3	2	5	2.5	5	0
10/24 vs. Buf.	31	16	250	51.6	8.06	3	0	36	2/21	111.0	2	-1	-0.5	0	0
11/7 vs. Mia.	27	20	266	74.1	9.85	2	0	34	4/23	129.6	4	7	1.8	7	0
11/11 @ Atl.	34	22	215	64.7	6.32	3	1	24	2/11	99.5	3	13	4.3	13	0
11/21 @ Car.	33	24	301	72.7	9.12	1	0	56t	3/23	110.8	1	0	0.0	0	0
11/28 vs. TB	35	25	289	71.4	8.26	2	1	65t	4/32	103.2	3	-2	-0.7	0	0
12/5 vs. Pit.	33	17	266	51.5	8.06	1	0	67	4/40	88.7	3	15	5.0	14	0
12/13 @ Hou.	33	22	235	66.7	7.12	2	0	26	5/45	107.5	0	0	0.0	0	0
12/19 vs. NO	20	10	172	50.0	8.60	2	0	42	3/24	112.9	1	2	2.0	2	0
12/26 @ Cle.	19	12	102	63.2	5.37	2	1	22	1/5	90.2	3	16	5.3	13	0
1/2/11 vs. Cin.	19	14	125	73.7	6.58	0	1	37	4/24	69.0	3	1	0.3	3	0
Totals	489	306	3,622	62.6	7.41	25	10	67	40/294	93.6	43	84	2.0	14	1
Playoffs															
1/9/11 @ KC	34	25	265	73.5	7.79	2	0	28	4/17	115.4	7	26	3.7	13	0
1/15/11 @ Pit.	30	16	125	53.3	4.17	1	1	21	5/34	61.1	2	-1	-0.5	0	0
Totals	64	41	390	64.1	6.09	3	1	28	9/51	90.0	9	25	2.8	13	0

2009

GAME-BY-GAME

RAVENS

Date/Opp.	PASSING										RUSHING				
	Att.	Comp.	Yards	Comp%	Yds/Att	TD	INT	LG	Sack/Lost	Rating	No.	Yards	Avg.	LG	TD
9/13 vs. KC	43	26	307	60.5	7.14	3	1	31t	1/4	95.8	5	18	3.6	6	0
9/20 @ SD	26	17	190	65.4	7.31	2	1	27t	1/9	96.6	5	3	0.6	3	0
9/27 vs. Cle.	35	25	342	71.4	9.77	1	0	72t	1/9	111.8	2	5	2.5	3	0
10/4 @ NE	47	27	264	57.4	5.62	2	1	22	2/17	78.7	1	2	2.0	2	0
10/11 vs. Cin.	31	22	186	71.0	6.00	1	2	48t	2/11	70.1	1	9	9.0	9	0
10/18 @ Min.	43	28	385	65.1	8.95	2	0	63	3/18	109.2	0	0	0.0	0	0
11/1 vs. Den.	25	20	175	80.0	7.00	1	0	21	2/8	109.2	5	5	1.0	2	0
11/8 @ Cin.	32	18	195	56.3	6.09	0	2	35	4/35	48.3	2	3	1.5	2	0
11/16 @ Cle.	18	13	155	72.2	8.61	0	0	41	2/9	98.1	1	-6	-6.0	-6	0
11/22 vs. Ind.	35	23	256	65.7	7.31	0	1	45	0/0	75.4	2	-2	-1.0	0	0
11/29 vs. Pit.	35	23	289	65.7	8.26	1	0	54	5/28	100.8	1	-2	-2.0	-2	0
12/7 @ GB	36	15	137	41.7	3.81	1	3	23	3/18	27.2	3	16	5.3	10	0
12/13 vs. Det.	20	13	230	65.0	11.50	1	0	62t	0/0	120.8	1	2	2.0	2	0
12/20 vs. Chi.	29	21	234	72.4	8.07	4	0	32t	2/22	135.6	2	5	2.5	3	0
12/27 @ Pit.	25	13	166	52.0	6.64	2	1	30t	4/18	83.1	0	0	0.0	0	0
1/3/10 @ Oak.	19	11	102	57.9	5.37	0	0	23	4/12	72.7	4	-2	-0.5	1	0
Totals	499	315	3,613	63.1	7.24	21	12	72t	36/218	88.9	35	56	1.6	10	0
Playoffs															
1/10/10 @ NE	10	4	34	40.0	3.40	0	1	17	0/0	10.0	6	5	0.8	7	0
1/16/10 @ Ind.	35	20	189	57.1	5.40	0	2	27	1/6	48.4	1	2	2.0	2	0
Totals	45	24	223	53.3	4.96	0	3	27	1/6	39.4	7	7	1.0	7	0

5 JOE FLACCO

2008

GAME-BY-GAME

RAVENS

Date/Opp.	Att.	Comp.	Yards	Comp%	PASSING				Sack/Lost	Rating	RUSHING				
					Yds/Att	TD	INT	LG			No.	Yards	Avg.	LG	TD
9/7 vs. Cin.	29	15	129	51.7	4.45	0	0	15	0/0	63.7	4	37	9.3	38t	1
9/21 vs. Cle.	19	13	129	68.4	6.79	0	2	19	1/7	47.8	6	-2	-0.3	2	0
9/29 @ Pit.	31	16	192	51.6	6.19	1	0	35	5/52	81.7	2	-1	-0.5	0	0
10/5 vs. Ten.	27	18	153	66.7	5.67	0	2	22	0/0	50.4	2	4	2.0	2	0
10/12 @ Ind.	38	28	241	73.7	6.34	0	3	54	4/32	57.0	3	12	4.0	11	0
10/19 @ Mia.	23	17	232	73.9	10.10	1	0	40	2/14	120.2	3	2	0.7	2	0
10/26 vs. Oak.	24	12	140	50.0	5.83	1	0	70t	0/0	81.9	4	23	5.8	13	1
11/2 @ Cle.	29	17	248	58.6	8.55	2	0	47t	2/12	109.6	4	2	0.5	2	0
11/9 @ Hou.	23	15	185	65.2	8.04	2	0	43t	3/28	118.9	1	8	8.0	8	0
11/16 @ NYG	33	20	164	60.6	4.97	1	2	16	1/10	58.1	6	57	9.5	30	0
11/23 vs. Phi.	26	12	183	46.2	7.04	2	0	53t	3/45	95.5	5	3	0.6	5	0
11/30 @ Cin.	29	19	280	65.5	9.66	2	0	70t	2/8	119.9	3	15	5.0	11	0
12/7 vs. Was.	21	10	134	47.6	6.38	1	1	30	0/0	64.4	4	11	2.8	9	0
12/14 vs. Pit.	28	11	115	39.3	4.11	0	2	24	2/25	22.2	1	5	5.0	5	0
12/20 @ Dal.	25	17	149	68.0	5.96	1	0	23	5/26	96.9	4	4	1.0	14	0
12/28 vs. Jax.	23	17	297	73.9	12.90	0	0	48	2/17	115.8	0	0	0.0	0	0
Totals	428	257	2,971	60.0	6.94	14	12	70t	32/276	80.3	52	180	3.5	38t	2
Playoffs															
1/4/09 @ Mia.	23	9	135	39.1	5.87	0	0	31	0/0	59.1	5	8	1.6	5t	1
1/10/09 @ Ten.	22	11	161	50.0	7.32	1	0	48t	0/0	89.4	5	5	1.0	3	0
1/18/09 @ Pit.	30	13	141	43.3	4.70	0	3	22	3/16	18.2	2	-8	-4.0	0	0
Totals	75	33	437	44.0	5.83	1	3	48t	3/16	50.8	12	5	0.4	5t	1

2011: (16/16, 2/2) Led the Ravens to the AFC North Division title and conference title game, completing 312 of 542 passes for 3,610 yards, 20 TDs and 12 INTs...Set then-single-game career highs in completions (31 vs. Ari. 10/30), attempts (52 at Sea. 11/13/11), passing yards (389 at STL 9/25/11) and long gain (74t at STL 9/25/11)

- Completed a season-high 74.2% of his passes (23 of 31) for 227 yards and 2 TDs in the 24-10 victory in **game 13 vs. Ind. (12/11)**
- Led the team on a 13-play, 92-yard game-winning drive, throwing a 26-yard TD pass to WR Torrey Smith with 8 seconds remaining in the 23-20 win in **game 8 at Pit. (11/6)**...Finished the game 28-of-47 for 300 yards, 1 TD and no INTs...Became the second Ravens QB ever (Vinny Testaverde in 1996) to post back-to-back 300-yard passing games...Ravens' game-winning drive earned him the GMC "Never Say Never" Moment of the Week, voted by fans on *NFL.com*
- Established then-career highs in completions (31) and attempts (51) for 336 yards in the 30-27 victory in **game 7 vs. Ari. (10/30)**...Flacco led the Ravens on 4 scoring drives in 7 second-half possessions, leading the Ravens back from a 21-point deficit, the biggest comeback in franchise history
- Earned FedEx Air NFL Player of the Week honors after he threw for a career-high 389 yards and 3 TDs, leading the Ravens to a franchise-record 553 total yards in the 37-7 victory in **game 3 at STL (9/25)**...Flacco also tossed a then-career-long 74-yard TD to WR Torrey Smith (Smith's first-career catch) against the Rams
- Completed 17 of 29 passes for 224 yards, 3 TDs and no INTs for a 117.6 QB rating in the 35-7 victory in the **season opener vs. Pit. (9/11)**...Led the Ravens on 6 scoring drives (4 TDs and 2 FGs) against the Steelers

- Completed 36 of 63 passes for 482 yards, 4 TDs and just 1 INT for a 96.1 QB rating in two playoff games
- Completed 22 of 36 passes for a then-postseason franchise-record 306 yards, 2 TDs and 1 INT for an offense that produced a then-playoff franchise-record 398 yards in the **AFC Championship at NE (1/22/12)**
- Completed 14 of 27 passes for 176 yards, 2 TDs and no INTs (97.1 QB rating) in the 20-13 victory in the **Divisional Playoff vs. Hou. (1/15/12)**...Flacco became the first QB in NFL history (since the 1970 merger) to start a playoff game in each of his first four seasons and to win a playoff contest in each year

2010: (16/16, 2/2) Completed 62.6% of his passes (306 of 489) for 3,622 yards, 25 TDs (second-highest total of his career), while setting a career high with a 93.6 QB rating...Became the Ravens' all-time leader in every major passing category in 2010

- Became the first player in Ravens history to throw for 10,000 yards in a career, completing 63.2% of his passes for 102 yards and 2 TDs in **game 15 at Cle. (12/26)**...Became the sixth player in NFL history to throw for 10,000 yards in his first three seasons
- Passed Vinny Testaverde for the most TD passes in franchise history when he threw his 52nd-career TD pass (finished the game with 53 career TD passes) in **game 11 vs. TB (11/28)**...Was 25-of-35 (71.4%) for 289 yards and 2 TDs for a 103.2 QB rating, his fifth 100-plus rating in his last six games (posted a 99.5 rating against Atlanta)
- Passed Kyle Boller (746) for the most pass completions in franchise history with his 754th completion when he was 22-of-34 for 215 yards, with 3 TDs and an INT in **game 9 at Atl. (11/11)**...Led TD scoring drives of 65, 75 and 72 in the second half against the Falcons
- Completed 77.1% of his passes (27 of 35) for 285 yards, 2 TDs and a 119.3 QB rating in **game 6 at NE (10/17)**...With

5 JOE FLACCO

GAME-WINNING DRIVES 21 (19 REGULAR SEASON, 2 PLAYOFFS)

FLACCO'S CAREER GAME-WINNING DRIVES IN FOURTH QUARTER OR OVERTIME (21 TOTAL)

DATE/OPP.	DRIVE LENGTH	SCORING PLAY	TIME LEFT	SCORE
11/2/08 at Cle.	5 plays, 59 yards in 1:54	Stover 22-yard field goal	5:36	30-27
1/10/09 at Ten. (Div.)	9 plays, 51 yards in 3:30	Stover 43-yard field goal	0:53	13-10
9/13/09 vs. KC	8 plays, 74 yards in 3:15	Clayton 31-yard pass from Flacco	2:06	38-24
11/29/09 vs. Pit.	6 plays, 17 yards in 3:23	Cundiff 29-yard field goal	6:42 (OT)	20-17
9/26/10 vs. Cle.	10 plays, 69 yards in 5:41	Boldin 27-yard pass from Flacco	9:13	21-17
10/3/10 at Pit.	4 plays, 40 yards in 0:36	Houshmandzadeh 18-yard pass from Flacco	0:32	17-14
10/24/10 vs. Buf.	4 plays, 9 yards in 1:58	Cundiff 38-yard field goal	10:54 (OT)	37-34
12/19/10 vs. NO	5 plays, 66 yards in 1:31	Cundiff 32-yard field goal	10:03	27-24 (30-24 final)
10/30/11 vs. Ari.	5 plays, 37 yards in 0:52	Cundiff 25-yard field goal	0:00	30-27
11/6/11 at Pit.	13 plays, 92 yards in 2:16	T. Smith 26-yard pass from Flacco	0:08	23-20
11/24/11 vs. SF	16 plays, 76 yards in 7:34	Pitta 8-yard pass from Flacco	14:56	13-6 (16-6 final)
9/23/12 vs. NE	7 plays, 70 yards in 1:55	Tucker 27-yard field goal	0:00	31-30
11/04/12 at Cle.	9 plays, 81 yards in 4:22	T. Smith 19-yard pass from Flacco	4:26	22-15 (25-15 final)
11/25/12 at SD	12 plays, 40 yards in 3:09	Tucker 38-yard field goal	0:00	13-13
	12 plays, 69 yards in 3:49	Tucker 38-yard field goal	1:07 (OT)	16-13
1/12/13 at Den. (Div.)	3 plays, 77 yards in :38	J. Jones 70-yard pass from Flacco	0:31	35-35
	6 plays, 16 yards in 2:33	Tucker 47-yard field goal	13:18 (2OT)	38-35
10/06/13 at Mia.	7 plays, 34 yards in 2:25	Tucker 44-yard field goal	1:42	26-23
11/10/13 vs. Cin.	8 plays, 28 yards in 4:34	Tucker 46-yard field goal	5:27 (OT)	20-17
12/8/13 vs. Min.	5 plays, 80 yards in 0:41	M. Brown 9-yard pass from Flacco	0:04	29-26
12/16/13 at Det.	7 plays, 24 yards in 1:43	Tucker 61-yard field goal	0:38	18-16
09/21/14 at Cle.	6 plays, 37 yards in 1:58	Tucker 32-yard field goal	0:00	23-21
12/28/14 vs. Cle.	2 plays, 69 yards in :50	T. Smith 16-yard pass from Flacco	7:33	13-10 (20-10 final)

his 285 yards, Flacco became the Ravens' all-time leading passer (7,985 yards in 38 career games), surpassing Kyle Boller (7,846)

- Led the Ravens to his sixth-career fourth-quarter or overtime comeback victory, throwing a TD pass to T.J. Houshmandzadeh with 32 seconds remaining for the 17-14 victory in **game 4 at Pit. (10/3)**...Completed 64.9% of his passes for 256 yards, 1 TD and 1 INT against the Steelers
- Started both postseason games and completed 64.1% of his passes (41 of 64) for 390 yards, 3 TDs and 1 INT for a 90.0 QB rating

2009: (16/16, 2/2) Became the fourth starting QB since the 1970 AFL-NFL merger to reach the playoffs in his first two NFL seasons (Ben Roethlisberger, Bernie Kosar and Dan Marino)...Named to *USA Today's* All-Joe Team (players who are critical to their team, but don't receive Pro Bowl nods)...Completed 315 of 499 passes (63.1%) for 3,613 yards and a 88.9 QB rating, while leading the Ravens to the playoffs for the second-consecutive season...Tallied three 300-yard passing games (fifth most in Ravens single-season history)

- Posted then-career highs in TDs (4) and QB rating (135.6), completing 72.4% of his passes (21 of 29) for 234 yards and no INTs in the 31-7 victory in **game 14 vs. Chi. (12/20)**

- Posted a then-career-high 120.8 QB rating, completing 13 of 20 attempts (65%) for 230 yards, 1 TD and no INTs in the 48-3 win in **game 13 vs. Det. (12/13)**...Led the Ravens on 7 scoring drives, including 5 for 60 yards or more against the Lions as part of a then-franchise-record 548 total yards
- Completed 20 of 25 passes, including his last 14, for a career-high and franchise-record-tying 80% completion mark for 175 yards, 1 TD, no INTs and a 109.2 QB rating in the 30-7 victory in **game 7 vs. Den. (11/1)**...The 14-straight completions set a franchise record, breaking his own mark (12) at Ind. (10/5/08)...Led the Ravens in converting 11 of 18 third downs, including six in the second half against a Denver team that had only given up two (second half) in the previous six games
- Completed 65% of his passes, tying a then-career high with 28 completions (on 43 attempts) for a then-career-best 385 yards, 2 TDs and no INTs in **game 6 at Min. (10/18)**
- Went 25-of-35 passing (71.4%) for a then-career-high 342 yards, including a then-career-long 72-yard TD strike to WR Derrick Mason, as part of 479 yards racked up by the Ravens' offense in **game 3 vs. Cle. (9/27)**

2008: (16/16, 3/3) Earned the 2008 Diet Pepsi Rookie of the Year Award (*NFL.com* fan vote), connecting on 60% of his passes (257 of 428) for 2,971 yards, 14 TDs and 12 INTs for an

5 JOE FLACCO

80.3 rating...Also rushed 52 times for 180 yards and 2 TDs... Also pulled in a 43-yard reception from Troy Smith while leading the Ravens to an 11-5 record

- Connected on 73.9% of his passes (17 of 23) for 297 yards, earning AFC Rookie of the Week honors after posting a 115.8 QB rating in the 27-7 win in **game 16 vs. Jax. (12/28)**
- Started his first-career NFL game and led the Ravens to a 17-10 win by completing 15 of 29 attempts for 129 yards in **game 1 vs. Cin. (9/7)**...Flacco also rushed 4 times for 37 yards, including his first-career rushing TD on a career-long 38-yard run against the Bengals (longest in NFL history by a QB making his debut)
- Became the first rookie QB in NFL history to win two playoff games, leading the Ravens to their first AFC Championship game since 2000...Finished the postseason 33-of-75 for 437 yards, 1 TD and 3 INTs...Posted an 89.4 QB rating, completing 11 of 22 passes for 161 yards and his first-career playoff TD pass and 0 INTs in the **Divisional Playoff at Ten. (1/10/09)**

COLLEGE: Earned first-team All-American honors from *The NFL Draft Report* and *Pro Football Weekly* as a senior... Started all 26 games in which he played at Delaware after transferring from Pittsburgh...In two seasons, Flacco set 20 Delaware records, including career marks for completions (595) and attempts (938) and season records for completions (331), attempts (521) and yards (4,263)...Also left Delaware holding career marks for yards passing per game (284.2), 200-yard passing games (21), consecutive 200-yard passing games (15), 300-yard passing games (11), 200-yard passing games in a season (13), 300-yard passing games in a season (7), total plays (585), total offense (4,285) and total offense per

game (285.7)...Also set single-game records for completions (40) and attempts (51), consecutive pass attempts without an INT (212), yards passing per game (271.0), pass completion percentage (63.4%), and total offense per game (273.9)... Finished his career ranked No. 2 all-time at Delaware in career passing yards (7,046)...Also tossed 41 TDs against just 15 INTs and rushed for 76 yards and 9 TDs for the Blue Hens... Finished Delaware career as one of three QBs in Atlantic 10 Conference/CAA history to throw for at least 4,000 yards in a single season...Named ECAC All-East Player of the Year and CAA co-Offensive Player of the Year in 2007...Was also an All-Eastern College Athletic Conference and All-Colonial Athletic Association first-team pick after leading his team to an 11-4 record and a berth in the NCAA Division I Football Championship Subdivision National Championship game... Started all 15 games and connected on 331 of 521 passes (63.5%) for a school-record 4,263 yards, 23 TDs and just 5 INTs...Posted two 400-yard performances as a senior...Threw a school-record 212 straight passes without an INT to close out his career...Threw for a career-high 434 yards and 4 TDs on 30-of-41 passing against Navy...Earned the starting job at QB and started all 11 games, throwing for 2,783 yards and 18 TDs on 264-of-417 passing after transferring from Pittsburgh as a junior in 2006...Participated in fall drills after transferring from Pittsburgh in August, but did not see game action in 2005... Saw action in three games as a backup QB and completed 1 of 4 passes for 11 yards for Pittsburgh in 2004...Played in the fourth quarter against South Florida, completing 1 of 4 passes for 11 yards...Redshirted as a freshman at Pittsburgh in 2003... Graduated from Delaware with a degree in accounting.

SUPER BOWL XLVII MVP

Super Bowl XLVII MVP QB Joe Flacco was masterful during the Ravens' 2012 playoff run, completing 73 of 126 passes for 1,140 yards, 11 TDs and 0 INTs to produce a 117.2 passer rating. Flacco joined Hall of Fame QB Joe Montana (1989) as the only players to produce 11 TDs and 0 INTs during an NFL postseason.

JOE FLACCO STATISTICS / 2012 PLAYOFFS (Game-By-Game Totals)

Game (Opp./Rd.)	Cmp-Att	Pct.	Yards	TD	INT	Rate
1/06/13 vs. Ind. (WC)	12-23	52.2	282	2	0	125.6
1/12/13 at Den. (Div.)	18-34	52.9	331	3	0	116.2
1/20/13 at NE (AFC)	21-36	58.3	240	3	0	106.3
2/03/13 at SF (SB)	22-33	66.6	287	3	0	124.2
Totals (Record: 4-0)	73-126	57.9	1,140	11	0	117.2

Flacco Quick Hits:

- In his final six games of 2012 (including playoffs), Flacco was 102-of-170 for 1,483 yards, 13 TDs and 0 INTs (113.9 QB rating).
- To close out the 2012 season, Flacco did not throw an INT (from 12/16/12 vs. Den.), a streak of 195 passes without a pick.
- Flacco, Joe Montana (1989) and Kurt Warner (2008) are the only QBs in NFL history to throw 11 TDs in a single postseason. Neither Flacco nor Montana threw an INT in their postseasons.

5 JOE FLACCO

HIGH SCHOOL, PERSONAL: Prepped at Audubon (NJ) HS and was a two-time New Jersey All-Group II, first-team All-South Jersey and All-Colonial Conference honoree...Named the Colonial Conference Athlete of the Year and South Jersey Touchdown Club Offensive Back of the Year as a senior in 2002...Was a three-year starter at QB, throwing for 5,137 yards (fourth most in South Jersey history)...Threw for 2,020 yards as a senior, including a single-game South Jersey record of 471...Was a South Jersey Touchdown Club first-team All-Academic honoree and the *Courier Post* Scholar Athlete of the Year...Also played basketball and baseball, leading his team to the state baseball title...Flacco's father, Stephen, played football and baseball at the University of Pennsylvania (1979-83)...His brother, Mike, was drafted by the Orioles in the 31st round of the 2009 MLB Draft and was a practice squad TE for SD and Jax. in 2014...Brother, John, played at Stanford...Married his high school sweetheart, Dana Grady, in June 2011...Joe and Dana have three sons, Stephen (3), Daniel (2) and newborn Francis Michael.

COMMUNITY: Serves as a spokesperson for the Baltimore Humane Society to help save the lives of pets in peril...Has provided support to Special Olympics Maryland (SOMD), a nonprofit that provides year-round sports training and athletic competition in a variety of sports for children and adults with intellectual disabilities...Participated in

the Polar Bear Plunge (2009-11) and encouraged others through a public service announcement (2013-15)...Has also attended Special Olympics Maryland's Summer Games... In 2010, visited with SOMD athletes at the Ravens' flag football exhibition...In 2014, met with female students from the Baltimore Leadership School for Young Women, and along with Ravens president Dick Cass, filmed an "On the Right Track" video that the school later used at their 2014 Em (Power) Breakfast...Filmed a PSA in Aug. 2013 in support of the Cystic Fibrosis Foundation; niece, Chelsea, was born with cystic fibrosis...In Oct. 2012, Flacco and teammates visited with patients at Franklin Square Medical Center who were undergoing treatment for breast cancer...Signed autographs and distributed pink footballs and hats...Supports Ravens players' charitable outreach, including Torrey Smith's Celebrity Server Night, The Lardarius Webb Charity Softball Game, Vonta Leach's Celebrity Billiards Tournament benefitting breast cancer research and Jameel McClain's Thanksgiving Dinner at The Salvation Army...Also, annually supports Ravens' team events, including the Union Memorial Hospital visit (2010), Helping Up Mission coat distribution to homeless men (2010, 2014) and the All Community Team Auction Party (2009, 2011, 2012).

REGULAR SEASON

Year	Team	GP	GS	PASSING									RUSHING					
				Att.	Comp.	Yards	Comp%	Yds/Att	TD	INT	LG	Sack/Lost	Rating	No.	Yards	Avg.	LG	TD
2008	Baltimore	16	16	428	257	2,971	60.0	6.94	14	12	70t	32/276	80.3	52	180	3.5	38t	2
2009	Baltimore	16	16	499	315	3,613	63.1	7.24	21	12	72t	36/218	88.9	35	56	1.6	10	0
2010	Baltimore	16	16	489	306	3,622	62.6	7.41	25	10	67	40/294	93.6	43	84	2.0	14	1
2011	Baltimore	16	16	542	312	3,610	57.6	6.66	20	12	74t	31/203	80.9	39	88	2.3	33	1
2012	Baltimore	16	16	531	317	3,817	59.7	7.19	22	10	61t	35/227	87.7	32	22	0.7	16	3
2013	Baltimore	16	16	614	362	3,912	59.0	6.37	19	22	74	48/324	73.1	27	131	4.9	22	1
2014	Baltimore	16	16	554	344	3,986	62.1	7.18	27	12	80t	19/167	91.0	39	70	1.8	15	2
Totals		112	112	3,657	2,213	25,531	60.5	7.00	148	90	80t	241/1,709	84.8	267	631	2.4	38t	10

CAREER SINGLE-GAME HIGHS (REGULAR SEASON)

Most Attempts: 62 2 times (last: 9/7/14 vs. Cin.)
Most Completions: 35 (9/7/14 vs. Cin.)
Most Yards Passing: 389 (9/25/11 at STL)
Longest Gain: 80t (9/7/14 vs. Cin.)
Most Touchdowns: 5 (10/12/14 at TB)
QB Rating: 149.7 (10/12/14 at TB)

300-yard Passing Games: 21 (last: 312 yards, 12/28/14 vs. Cle.)

Additional Statistics: Has 2 receptions for 35 yards (had 1 reception for a career-long 43 yards vs. Oak. 10/26/08)

POSTSEASON

Year	Team	GP	GS	PASSING									RUSHING					
				Att.	Comp.	Yards	Comp%	Yds/Att	TD	INT	LG	Sack/Lost	Rating	No.	Yards	Avg.	LG	TD
2008	Baltimore	3	3	75	33	437	44.0	5.83	1	3	48t	3/16	50.8	12	5	0.4	5t	1
2009	Baltimore	2	2	45	24	223	53.3	4.96	0	3	27	1/6	39.4	7	7	1.0	7	0
2010	Baltimore	2	2	64	41	390	64.1	6.09	3	1	28	9/51	90.0	9	25	2.8	13	0
2011	Baltimore	2	2	63	36	482	57.1	7.65	4	1	42	8/60	96.1	6	26	4.3	14	0
2012	Baltimore	4	4	126	73	1,140	57.9	9.05	11	0	70t	6/38	117.2	8	16	2.0	14	0
2014	Baltimore	2	2	74	46	551	62.2	7.45	6	2	40	1/13	100.7	8	8	1.0	9	0
Totals		15	15	447	253	3,223	56.6	7.21	25	10	70t	28/184	88.6	50	87	1.7	14	1



BALTIMORE
RAVENS

29

JUSTIN FORSETT
RUNNING BACK | 5-8 | 195

COLLEGE: California HS: Grace Preparatory Academy (Arlington, TX)

BORN: 10/14/85, Lakeland, FL

EXP. (NFL/RAVENS): 8/2 GP/GS (PLAYOFFS): 103/21 (4/3)

TRANSACTIONS

Justin Forsett re-signed (three-year contract) with Baltimore on 3/12/15...Signed with the Ravens (one-year contract) on 4/4/14...Waived by Jacksonville on 3/11/14...Signed by the Jaguars on 3/15/13...Signed with the Texans as an unrestricted free agent on 6/4/12...Signed to Seattle's active roster from their practice squad on 10/14/08...Signed to the Seahawks' practice squad on 10/9/08...Released by Indianapolis on 10/7/08...Assigned to the Colts from waivers on 9/11/08...Waived by Seattle on 9/9/08...Originally selected by the Seahawks in the seventh round (233rd overall) of the 2008 NFL Draft.

HONORS

- Pro Bowl (2014)
- PFWA All-AFC Team (2014)
- AFC Offensive Player of the Week (Week 12, 2014; Week 10, 2014)
- FedEx Ground Player of the Week (Week 12, 2014)



CAREER

- Saw action in all 16 games (14 starts) and established career highs in all categories, carrying the ball 235 times for 1,266 yards (fifth in the NFL) for a 5.4 average (led all RBs and was third in the NFL) and 8 TDs in 2014...Added 44 receptions for 263 yards for an offense that established franchise single-season records in yards (5,838) and points scored (409)... Finished 10th in the NFL with 1,529 total yards from scrimmage in his first season with the Ravens
- Led the NFL with 17 runs of 20-plus yards, also setting a franchise record (2014)
- Became the first Raven since Jamal Lewis in 2003 to rush for 100 yards in three-consecutive games (11/9/14 vs. Ten. - 11/30/14 vs. SD)
- Earned his second-consecutive AFC Offensive Player of the Week Award (Ravens had a bye in Week 11) after rushing 22 times for a career-high 182 yards (8.3 avg.) and a career-high-tying 2 rushing TDs, part of 215 yards rushing by the Ravens, in the 34-27 victory at NO (11/24/14)...With his performances at NO and against Tennessee in Week 10 (112 yards and 2 TDs), Forsett became the first player in franchise history to rush for at least 100 yards and 2 TDs in consecutive games
- Led the team with 20 carries for 112 yards (5.6 avg.) and a career-high-tying 2 TDs as part of an offense that produced 151 rushing yards and 312 total yards in the 21-7 victory vs. Ten. (11/9/14)
- Has 39 KORs for 894 yards and 46 PRs for 372 yards during his career
- Recorded then-career highs in receptions (41 - bested in 2014), receiving yards (350) and receiving TDs (1) while with the Seahawks in 2009



2014: (with Baltimore – 16/14, 2/2) Earned his first-career Pro Bowl after establishing career highs in all categories, carrying the ball 235 times for 1,266 yards (fifth in the NFL) for a 5.4 average (led all RBs and was third in the NFL) and 8 TDs...Added 44 receptions for 263 yards for an offense that established franchise single-season records in yards (5,838) and points scored (409)...Finished 10th in the NFL with 1,529 scrimmage yards and led the NFL with 17 runs of 20-plus yards, also setting a franchise record

- Started and carried the ball 24 times for 129 yards (third-highest rushing total in Ravens' postseason history) and netted 2 receptions for 17 yards, including his first-career postseason TD (a 16-yard catch and run) as part of a Ravens' single-game postseason-franchise-record 4

passing TDs by QB Joe Flacco, in the **Divisional Playoff game at NE (1/10/15)**

- Started and carried the ball 16 times for 40 yards and netted 1 reception for 7 yards in the 30-17 victory in the **Wild Card game at Pit. (1/3/15)**
- Posted his fifth 100-yard game of the season, carrying the ball 17 times for 119 yards (7.0 avg.) for an offense that produced 419 yards and scored 17 unanswered points in the fourth quarter in the **season finale vs. Cle. (12/28)**
- With his 106-yard rushing performance (on 24 carries), he crossed the 1,000-yard plateau (1,009 in 12 games) for the first time in his career in **game 12 vs. SD (11/30)**...Also became the first Raven since Jamal Lewis in 2003 to rush for 100 yards in three-consecutive games

29 JUSTIN FORSETT

- Earned his second-consecutive AFC Offensive Player of the Week Award (Ravens had a bye in Week 11) after rushing 22 times for a career-high 182 yards (8.3 avg.) and a career-high-tying 2 rushing TDs, part of 215 yards rushing by the Ravens, in the 34-27 victory in **game 11 at NO (11/24)**...With his performances at NO and against Tennessee in Week 10 (112 yards and 2 TDs), Forsett became the first player in franchise history to rush for at least 100 yards and 2 TDs in consecutive games
 - Earned his first-career Offensive Player of the Week honors (AFC) after he led the team with 20 carries for 112 yards (5.6 avg.) and a then-career-high-tying 2 TDs as part of an offense that produced 151 rushing yards in the 21-7 victory in **game 10 vs. Ten. (11/9)**...With his performance against the Titans, Forsett topped his single-season career bests with 133 carries, 721 yards and 5 TDs in 10 games (previous highs were 619 yards and 4 TDs in 2009 while with Seattle)
 - Led the Ravens with a then-career-high 23 carries for 95 yards (4.1 avg.) for an offense that had produced at least 23 points in five of its last six games in **game 7 vs. Atl. (10/19)**
 - Started both postseason contests and led the Ravens with 40 rushing attempts for 169 yards and had 3 receptions for 24 yards and 1 TD for an offense that produced 727 yards and 61 points in two playoff games
- 2013: (with Jacksonville – 9/0)** Carried the ball 6 times for 31 yards (5.2 avg.), recorded 15 receptions for 82 yards and had 1 KOR for 21 yards before missing seven games due to a foot injury...Was placed on Injured Reserve (foot) on 12/9
- Carried the ball 2 times for 19 yards and pulled in 1 reception for 10 yards in **game 7 vs. SD (10/20)**
- 2012: (with Houston – 16/0)** Carried the ball 63 times for 374 yards (5.9 avg.) and 1 TD, including a career-long 81-yard TD run...Also netted 3 receptions for 38 yards and recorded 1 KOR for 11 yards
- Toted the ball a season-high 14 times for 63 yards in **game 12 at Ten. (12/2)**
 - Carried the ball 5 times for 87 yards, including a career-long 81-yard TD run, in **game 11 at Det. (11/22)**
- 2011: (with Seattle – 16/0)** Rushed 46 times for 145 yards and 1 TD and posted 23 receptions for 128 yards
- Carried the ball 4 times for 31 yards (7.8 avg.), including a 22-yard TD jaunt in **game 10 at STL (11/20)**
- 2010: (with Seattle – 16/5, 2/1)** Started a then-career-high five games, carrying the ball a then-career-high 118 times for 523 yards, including 2 TDs, and catching 33 receptions for 252 yards
- Rushed 10 times for 67 yards (6.7 avg.) and 1 TD in **game 5 at Chi. (10/17)**
 - Posted 17 carries for 63 yards and grabbed 3 receptions for 31 yards in **game 3 vs. SD (9/26)**
 - Carried the ball 8 times for 29 yards and caught 5 receptions for 37 yards in two postseason contests
- 2009: (with Seattle – 16/2)** Recorded then-career highs in rushing yards (619), rushing TDs (4), receptions (41)...Also posted career highs in receiving yards (350), long reception (47) and receiving TDs (1)...Also logged career highs in KORs (18 - tied), KOR yards (432) and KOR average (24.0), as well as posting 16 PRs for 92 yards
- Posted then-single-game career highs in rushing attempts (22) and rushing yards (130) in **game 11 at STL (11/29)**
 - Recorded career highs in receptions (8), receiving yards (80) and long reception (47) in **game 10 at Min. (11/22)**
 - Rushed 17 times for 123 yards (7.2 avg.) and netted 5 receptions for 26 yards in **game 9 at Ari. (11/15)**

2014

GAME-BY-GAME OFFENSE

Date/Opp.	RUSHING					RECEIVING				
	No.	Yds.	Avg.	LG	TD	No.	Yds.	Avg.	LG	TD
9/7 vs. Cin.	11	70	6.4	13t	1	5	14	2.8	6	0
9/11 vs. Pit.	8	56	7.0	41	0	4	16	4.0	9	0
9/21 @ Cle.	11	63	5.7	22	0	4	2	0.5	6	0
9/28 vs. Car.	14	66	4.7	21	1	3	31	10.3	17	0
10/5 @ Ind.	6	42	7.0	29	1	7	55	7.9	26	0
10/12 @ TB	14	111	7.9	52	0	0	0	0.0	0	0
10/19 vs. Atl.	23	95	4.1	21	0	0	0	0.0	0	0
10/26 @ Cin.	17	68	4.0	12	0	3	17	5.7	8	0
11/2 @ Pit.	9	38	4.2	12	0	5	67	13.4	24	0
11/9 vs. Ten.	20	112	5.6	37	2	0	0	0.0	0	0
11/24 @ NO	22	182	8.3	38	2	2	8	4.0	8	0
11/30 vs. SD	24	106	4.4	23	0	2	17	8.5	15	0
12/7 @ Mia.	13	71	5.5	44	1	2	7	3.5	4	0
12/14 vs. Jax.	16	48	3.0	6	0	1	-1	-1.0	-1	0
12/21 @ Hou.	10	19	1.9	6	0	4	13	3.3	10	0
12/28 vs. Cle.	17	119	7.0	32	0	2	17	8.5	21	0
Totals	235	1,266	5.4	52	8	44	263	6.0	26	0
Playoffs										
1/3/15 @ Pit.	16	40	2.5	14	0	1	7	7.0	7	0
1/10/15 @ NE	24	129	5.4	19	0	2	17	8.5	16t	1
Totals	40	169	4.2	19	0	3	24	8.0	16t	1



29 JUSTIN FORSETT

2013

GAME-BY-GAME OFFENSE

Date/Opp.	RUSHING					RECEIVING				
	No.	Yds.	Avg.	LG	TD	No.	Yds.	Avg.	LG	TD
9/8 vs. KC	1	7	7.0	7	0	4	22	5.5	8	0
9/15 @ Oak.	0	0	0.0	0	0	1	7	7.0	7	0
9/22 @ Sea.	0	0	0.0	0	0	0	0	0.0	0	0
9/29 vs. Ind.	1	3	3.0	3	0	2	10	5.0	12	0
10/6 @ STL	1	2	2.0	2	0	0	0	0.0	0	0
10/13 @ Den.	1	0	0.0	0	0	3	18	6.0	14	0
10/20 vs. SD	2	19	9.5	10	0	1	10	10.0	10	0
10/27 vs. SF	0	0	0.0	0	0	3	6	2.0	5	0
11/10 @ Ten.	ACTIVE, BUT DID NOT PLAY									
11/17 vs. Ari.	ACTIVE, BUT DID NOT PLAY									
11/24 @ Hou.	0	0	0.0	0	0	1	9	9.0	9	0
12/1 @ Cle.	INACTIVE - FOOT									
12/5 vs. Hou.	INACTIVE - FOOT									
12/15 vs. Buf.	INJURED RESERVE - FOOT									
12/22 vs. Ten.	INJURED RESERVE - FOOT									
12/29 @ Ind.	INJURED RESERVE - FOOT									
Totals	6	31	5.2	10	0	15	82	5.5	14	0

2012

GAME-BY-GAME OFFENSE

Date/Opp.	RUSHING					RECEIVING				
	No.	Yds.	Avg.	LG	TD	No.	Yds.	Avg.	LG	TD
9/9 vs. Mia.	0	0	0.0	0	0	0	0	0.0	0	0
9/16 @ Jax.	6	35	5.8	14	0	0	0	0.0	0	0
9/23 @ Den.	0	0	0.0	0	0	0	0	0.0	0	0
9/30 vs. Ten.	0	0	0.0	0	0	0	0	0.0	0	0
10/8 @ NYJ	4	6	1.5	5	0	0	0	0.0	0	0
10/14 vs. GB	7	47	6.7	17	0	1	18	18.0	18	0
10/21 vs. Bal.	6	32	5.3	11	0	0	0	0.0	0	0
11/4 vs. Buf.	6	7	1.2	6	0	0	0	0.0	0	0
11/11 @ Chi.	4	27	6.8	25	0	0	0	0.0	0	0
11/18 vs. Jax.	7	59	8.4	30	0	1	6	6.0	6	0
11/22 @ Det.	5	87	17.4	81t	1	0	0	0.0	0	0
12/2 @ Ten.	14	63	4.5	14	0	0	0	0.0	0	0
12/10 @ NE	3	7	2.3	5	0	1	14	14.0	14	0
12/16 vs. Ind.	0	0	0.0	0	0	0	0	0.0	0	0
12/23 vs. Min.	1	4	4.0	4	0	0	0	0.0	0	0
12/30 @ Ind.	0	0	0.0	0	0	0	0	0.0	0	0
Totals	63	374	5.9	81t	1	3	38	12.7	18	0

2011

GAME-BY-GAME OFFENSE

Date/Opp.	RUSHING					RECEIVING				
	No.	Yds.	Avg.	LG	TD	No.	Yds.	Avg.	LG	TD
9/11 @ SF	3	3	1.0	3	0	3	8	2.7	8	0
9/18 @ Pit.	3	10	3.3	8	0	3	20	6.7	10	0
9/25 vs. Ari.	1	0	0.0	0	0	1	1	1.0	1	0
10/2 vs. Atl.	3	11	3.7	8	0	3	30	10.0	18	0
10/9 @ NYG	4	9	2.3	4	0	0	0	0.0	0	0
10/23 @ Cle.	8	23	2.9	8	0	0	0	0.0	0	0
10/30 vs. Cin.	0	0	0.0	0	0	1	13	13.0	13	0
11/6 @ Dal.	2	8	4.0	9	0	2	14	7.0	13	0
11/13 vs. Bal.	1	3	3.0	3	0	0	0	0.0	0	0
11/20 @ STL	4	31	7.8	22t	1	1	2	2.0	2	0
11/27 vs. Was.	1	1	1.0	1	0	1	1	1.0	1	0
12/1 vs. Phi.	2	5	2.5	6	0	0	0	0.0	0	0
12/12 vs. STL	1	8	8.0	8	0	2	14	7.0	11	0
12/18 @ Chi.	6	12	2.0	9	0	1	9	9.0	9	0
12/24 vs. SF	1	5	5.0	5	0	2	20	10.0	12	0
1/1/12 @ Ari.	6	16	2.7	13	0	3	-4	-1.3	3	0
Totals	46	145	3.2	22t	1	23	128	5.6	18	0

2010

GAME-BY-GAME OFFENSE

Date/Opp.	RUSHING					RECEIVING				
	No.	Yds.	Avg.	LG	TD	No.	Yds.	Avg.	LG	TD
9/12 vs. SF	7	43	6.1	32	0	3	17	5.7	9	0
9/19 @ Den.	8	44	5.5	19	0	1	8	8.0	8	0
9/26 vs. SD	17	63	3.7	28	0	3	31	10.3	13	0
10/3 @ STL	19	65	3.4	12	0	2	10	5.0	5	0
10/17 @ Chi.	10	67	6.7	13	1	1	9	9.0	9	0
10/24 vs. Ari.	9	41	4.6	14	0	2	31	15.5	21	0
10/31 @ Oak.	5	11	2.2	5	0	3	26	8.7	13	0
11/7 vs. NYG	1	-1	-1.0	-1	0	1	5	5.0	5	0
11/14 @ Ari.	9	64	7.1	29	1	3	31	10.3	13	0
11/21 @ NO	8	10	1.3	9	0	5	33	6.6	11	0
11/28 vs. KC	3	2	0.7	4	0	1	8	8.0	8	0
12/5 vs. Car.	6	60	10.0	31	0	0	0	0.0	0	0
12/12 @ SF	3	5	1.7	4	0	1	9	9.0	9	0
12/19 vs. Atl.	2	9	4.5	9	0	2	7	3.5	4	0
12/26 @ TB	8	12	1.5	5	0	2	5	2.5	9	0
1/2/11 vs. STL	3	28	9.3	21	0	3	22	7.3	13	0
Totals	118	523	4.4	32	2	33	252	7.6	21	0
Playoffs										
1/8/11 vs. NO	4	20	5.0	7	0	2	12	6.0	9	0
1/16/11 @ Chi.	4	9	2.3	8	0	3	25	8.3	16	0
Totals	8	29	3.6	8	0	5	37	7.4	16	0

2009

GAME-BY-GAME OFFENSE

Date/Opp.	RUSHING					RECEIVING				
	No.	Yds.	Avg.	LG	TD	No.	Yds.	Avg.	LG	TD
9/13 vs. STL	3	17	5.7	8	0	0	0	0.0	0	0
9/20 @ SF	5	35	7.0	14	0	6	57	9.5	19	0
9/27 vs. Chi.	2	4	2.0	3	0	0	0	0.0	0	0
10/4 @ Ind.	0	0	0.0	0	0	3	8	2.7	6	0
10/11 vs. Jax.	6	43	7.2	22	0	0	0	0.0	0	0
10/18 vs. Ari.	2	4	2.0	5	0	1	16	16.0	16	0
11/1 @ Dal.	1	6	6.0	6	0	1	14	14.0	14	0
11/8 vs. Det.	1	14	14.0	14	0	5	45	9.0	12	0
11/15 @ Ari.	17	123	7.2	24	1	5	26	5.2	11	0
11/22 @ Min.	8	9	1.1	9	1	8	80	10.0	47	0
11/29 @ STL	22	130	5.9	26	2	0	0	0.0	0	0
12/6 vs. SF	5	9	1.8	5	0	3	25	8.3	15	1
12/13 @ Hou.	9	26	2.9	9	0	4	47	11.8	42	0
12/20 vs. TB	9	55	6.1	35	0	2	14	7.0	10	0
12/27 @ GB	14	70	5.0	16	0	1	4	4.0	4	0
1/3/10 vs. Ten.	10	74	7.4	24	0	2	14	7.0	10	0
Totals	114	619	5.4	35	4	41	350	8.5	47	1

2008

GAME-BY-GAME OFFENSE

Date/Opp.	RUSHING					RECEIVING				
	No.	Yds.	Avg.	LG	TD	No.	Yds.	Avg.	LG	TD
9/7 @ Buf.	INACTIVE									
9/14 @ Min.	0	0	0.0	0	0	0	0	0.0	0	0
9/21 vs. Jax.	0	0	0.0	0	0	0	0	0.0	0	0
10/5 @ Hou.	0	0	0.0	0	0	0	0	0.0	0	0
10/12 vs. GB	PRACTICE SQUAD									
10/19 @ TB	0	0	0.0	0	0	0	0	0.0	0	0
10/26 @ SF	0	0	0.0	0	0	0	0	0.0	0	0
11/2 vs. Phi.	0	0	0.0	0	0	0	0	0.0	0	0
11/9 @ Mia.	0	0	0.0	0	0	0	0	0.0	0	0
11/16 vs. Ari.	0	0	0.0	0	0	0	0	0.0	0	0
11/23 vs. Was.	0	0	0.0	0	0	0	0	0.0	0	0
11/27 @ Dal.	0	0	0.0	0	0	0	0	0.0	0	0
12/7 vs. NE	0	0	0.0	0	0	0	0	0.0	0	0
12/14 @ STL	0	0	0.0	0	0	0	0	0.0	0	0
12/21 vs. NYJ	0	0	0.0	0	0	0	0	0.0	0	0
12/28 @ Ari.	0	0	0.0	0	0	0	0	0.0	0	0
Totals	0	0	0.0	0	0	0	0	0.0	0	0



29 JUSTIN FORSETT

2008: (with Indianapolis/Seattle – 14/0) Posted career highs in PRs (27) and PR yards (263), as well as recording 18 KORs for 422 yards, including a long of 32...His 9.7 average on 27 PRs was second among all NFL rookies

- Had 5 KORs for 115 yards (23.0 avg.) and had 1 PR for 6 yards in **game 4 at Hou. (10/5)**

COLLEGE: Saw action in 49 games (18 starts) at California, where he finished his career ranked third in school history with 3,220 yards rushing and fourth with 26 rushing TDs, carrying the ball 567 times for a 5.7 ypc average...He also caught 41 passes for 386 yards (9.4 avg.) and 1 TD, adding 162 yards on 10 KORs (16.2 avg.) and recovered a blocked punt for a TD...Also recorded 7 tackles (6 solo) on special teams... Earned All-PAC-10 first-team honors after starting 13 games as a senior in 2007, carrying the ball 305 times for 1,546 yards and a PAC-10-leading 15 TDs.

HIGH SCHOOL, PERSONAL: Attended Grace Prep (Arlington, TX) Academy as a junior and senior and led the Academy to back-to-back state championships in the Texas private school division...Earned Class 4A first-team All-State and Most Valuable Player honors as a senior...Was a member of *The Dallas Morning News'* All-Area Top 100 team and

participated in the Texas All-Star Game, earning MVP accolades in that contest...Forsett scored 63 TDs and rushed for nearly 5,000 yards during his final two seasons... Also lettered in basketball and track at Grace Prep...Spent his freshman and sophomore years at Mulberry (FL) HS before his family moved to Texas...Justin and his wife, Angie, have two sons, Judah (2), and newborn, Zion.

COMMUNITY: In 2014, participated in a tree-planting event with Parks & People Foundation for Ravens GamePlanEarth, a week of environmental initiatives established and led by the Ravens to help sustain the Baltimore community... Visited with patients at the Johns Hopkins Children's Center and Union Memorial Hospital, a division of MedStar Health and official medical partner of the Ravens, to spread cheer to patients who were unable to be home for the holidays... Supports Ravens players and team events, including A Purple Evening, the Ravens' annual women's event at M&T Bank Stadium, the Haloti Ngata Family Foundation Luau and the Lardarius Webb's Charity Softball Game...Held his inaugural Justin Forsett Faith and Football free youth camp on 5/9/15 in Mulberry, FL.

RAVENS ROOST UNSUNG HERO AWARD

The Ravens Roost Unsung Hero Award is presented annually to the Ravens player who best demonstrates outstanding performance on the field, but does not receive recognition for his accomplishments. The award, voted by the presidents of the individual Ravens Roosts, is presented at the Roosts' Bull and Oyster Roast each February.



RAVENS ROOST UNSUNG HERO AWARD WINNERS

1996.....	RB Earnest Byner
1997.....	S Stevon Moore
1998.....	OL Jeff Blackshear
1999.....	DT Larry Webster
2000.....	S Kim Herring
2001.....	LB Jamie Sharper
2002.....	DT Kelly Gregg
2003.....	LB Ed Hartwell
2004.....	C/G Casey Rabach
2005.....	LB Adalius Thomas
2006.....	DB Corey Ivy
2007.....	NT Kelly Gregg
2008.....	C Jason Brown
2009.....	C Matt Birk
2010.....	K Billy Cundiff
2011.....	G Marshal Yanda
2012.....	K Justin Tucker
2013.....	WR Marlon Brown
2014.....	RB Justin Forsett

29 JUSTIN FORSETT

REGULAR SEASON

Year	Team	GP	GS	RUSHING					RECEIVING					
				No.	Yards	Avg.	LG	TD	No.	Yards	Avg.	LG	TD	
2008	Sea./Ind.	14	0	0	0	0.0	0	0	0	0	0	0.0	0	0
2009	Seattle	16	2	114	619	5.4	35	4	41	350	8.5	47	1	1
2010	Seattle	16	5	118	523	4.4	32	2	33	252	7.6	21	0	0
2011	Seattle	16	0	46	145	3.2	22t	1	23	128	5.6	18	0	0
2012	Houston	16	0	63	374	5.9	81t	1	3	38	12.7	18	0	0
2013	Jacksonville	9	0	6	31	5.2	10	0	15	82	5.5	14	0	0
2014	Baltimore	16	14	*235	*1,266	*5.4	*52	8	44	263	6.0	26	0	0
Totals		103	21	582	2,958	5.1	81t	16	159	1,113	7.0	47	1	1

*LED TEAM

CAREER SINGLE-GAME HIGHS (REGULAR SEASON)

RUSHING	RECEIVING
Carries:	Receptions:
24 (11/30/14 vs. SD)	8 (11/22/09 at Min.)
Yardage:	Yardage:
182 (11/24/14 at NO)	80 (11/22/09 at Min.)
Long Gain:	Long Gain:
81t (11/22/12 at Det.)	47 (11/22/09 at Min.)
Touchdowns:	Touchdowns:
2 3 times (last: 11/24/14 at NO)	1 (12/6/09 vs. SF)

100-yard Rushing Games: 6 (last: 119 yards, 12/28/14 vs. Cle.)

Year	Team	GP	GS	KICKOFF RETURNS					PUNT RETURNS					
				No.	Yards	Avg.	LG	TD	No.	FC	Yards	Avg.	LG	TD
2008	Sea./Ind.	14	0	18	422	23.4	32	0	27	10	263	9.7	29	0
2009	Seattle	16	2	18	432	24.0	46	0	16	9	92	5.8	20	0
2010	Seattle	16	5	1	8	8.0	8	0	3	0	17	5.7	12	0
2011	Seattle	16	0	1	11	11.0	11	0	0	0	0	0.0	0	0
2013	Jacksonville	9	0	1	21	21.0	21	0	0	0	0	0.0	0	0
2014	Baltimore	16	14	0	0	0.0	0	0	0	0	0	0.0	0	0
Totals		103	21	39	894	22.9	46	0	46	19	372	8.1	29	0

POSTSEASON

Year	Team	GP	GS	RUSHING					RECEIVING					
				No.	Yards	Avg.	LG	TD	No.	Yards	Avg.	LG	TD	
2010	Seattle	2	1	8	29	3.6	8	0	5	37	7.4	16	0	0
2014	Baltimore	2	2	40	169	4.2	19	0	3	24	8.0	16t	1	1
Totals		4	3	48	198	4.1	19	0	8	61	7.6	16t	1	1

FORSETT'S CAREER YEAR

In 2014, RB Justin Forsett had a career season, earning his first Pro Bowl invite, after posting 1,266 rush yards and 8 TDs. He set new single-season career highs, breaking his previous bests of 619 yards and 4 TDs from 2009 while playing for Seattle.

RUSHING YARDS (2014 Season)

1. DeMarco Murray 1,845
2. Le'Veon Bell 1,361
3. LeSean McCoy 1,319
4. Marshawn Lynch..... 1,306
5. **Justin Forsett** **1,266**

RUSHES OF 10+ YARDS (2014 Season)

1. DeMarco Murray 45
2. **Justin Forsett** **40**
3. Eddie Lacy 38

RUSHING AVERAGE (2014 Season)

1. Russell Wilson 7.19
2. Colin Kaepernick 6.14
3. **Justin Forsett** **5.39**
4. Cam Newton..... 5.23
5. Lamar Miller 5.09

RUSHES OF 20+ YARDS (2014 Season)

1. **Justin Forsett**..... **17**
2. DeMarco Murray 15
3. Four players 9

*Led all NFL RBs



BALTIMORE
RAVENS

80

CROCKETT GILLMORE

TIGHT END | 6-6 | 270

COLLEGE: Colorado State HS: Bushland (TX)

BORN: 11/16/91, Amarillo, TX

EXP. (NFL/RAVENS): 2/2 GP/GS (PLAYOFFS): 15/1 (2/0)

TRANSACTIONS

Crockett Gillmore was selected by the Ravens in the third round (99th overall) of the 2014 NFL Draft...Gillmore was the second of two Ravens' picks in the third round (S Terrence Brooks, 79th overall).

CAREER

- Saw action in 15 games (one start) as a rookie and had 10 receptions for 121 yards and 1 TD for an offense that established franchise single-season records in yards (5,838) and points scored (409)
- Subbed and recorded 2 receptions for a career-high 37 yards in the 20-12 victory vs. Jax. (12/14/14)
- Recorded his first-career TD reception at Pit. (11/2/14)
- Saw action in his first-career game, playing both from scrimmage and on special teams vs. Cin. (9/7/14)
- Played in his first-career postseason game and recorded his first-career postseason reception for a 21-yard TD in the 30-17 victory in the Wild Card game at Pit. (1/3/15)



2014: (15/1, 2/0) Recorded 10 receptions for 121 yards and 1 TD for an offense that established franchise single-season records in yards (5,838) and points scored (409)

- Played in both postseason contests, collecting 2 receptions for 30 yards and 1 TD for an offense that produced 727 yards and 61 points in two playoff games
- Subbed and caught 1 pass for 9 yards for an offense that produced 428 yards in the **Divisional Playoff game at NE (1/10/15)**
- Played in his first-career postseason game and recorded his first-career postseason reception for a 21-yard TD in the 30-17 victory in the **Wild Card game at Pit. (1/3/15)**
- Saw action off the bench and netted 1 reception for a career-long 22 yards for an offense that produced 419 yards and scored 17 unanswered points in the fourth quarter in the 20-10 victory in the **season finale vs. Cle. (12/28)**
- Subbed and recorded 2 receptions for a career-high 37 yards (including a then-career-long 20-yarder) in the 20-12 victory in **game 14 vs. Jax. (12/14)**
- Subbed and recorded his first-career TD reception (a 1-yard snare) in **game 9 at Pit. (11/2)**
- Recorded his first-career NFL reception (finished the game with 2 catches for 16 yards) for an offense that gained 475 yards and racked up 6 TDs in the 48-17 victory in **game 6 at TB (10/12)**

COLLEGE: Started 36 of 47 games he played at Colorado State (appeared in 37 games at TE and 10 more at DE), finishing with 111 receptions for 1,308 yards and 8 TDs in his three seasons as a TE...Recorded 18 tackles (14 solo), 1 sack (-16 yards), 2 TFL (-19 yards) and 1 FR while playing on the defensive side of the ball...Started all 14 games and earned consensus

first-team All-Mountain West honors after establishing career highs with 47 receptions for 577 yards (fourth on CSU's single-season list for TEs), adding 2 receiving TDs and 1 tackle on defense as a senior in 2013...As a junior in 2012, Gillmore saw action in 11 games (10 starts), earning second-team All-Mountain West honors, finishing the year with 19 catches for 263 yards and 2 TDs in his second full season at TE...Caught 2 passes for 85 yards, including a career-long 69-yard TD (longest by a CSU TE since Joel Dreessen's 85-yard score in 2003) vs. North Dakota State....Started all 12 games and earned first-team All-Mountain West honors after switching to TE from DE nine days before the spring game as a sophomore in 2011...Became the first Colorado State TE since Kelli McGregor in 1984 to lead the team in receiving, catching 45 passes for 468 yards and a career-high 4 TDs... Also completed a pass for a 27-yard TD and recorded 3 solo tackles on the season...Snagged 3 passes for 34 yards and caught a lateral, then tossing a 27-yard TD pass to FB Joe Brown vs. Boise State...Played in 10 games, totaling 18 tackles (8 solo), 1 sack (-16 yards), 1 FR, 1 PD and 2 TFL (-19 yards) as a DE after switching from TE shortly before the season opener as a freshman in 2010...Recorded his first-career sack (-16 yards) in his college debut vs. Colorado... Majored in communication studies.

HIGH SCHOOL, PERSONAL: Prepped at Bushland (TX) HS, where he earned first-team All-District honors as both a WR and DE as a junior and senior...Was a four-year starter and helped Bushland win 34 of its 38 games over his final three seasons...Was the first 1,000-yard receiver in school history, caught a school record 22 TDs as a senior and racked up 26-career sacks on defense...A team captain in 2009, guided the Falcons to the Texas Class 2A Division II state championship game...Had 45 catches for 1,142 yards (25.4

80 CROCKETT GILLMORE

avg.) and 22 TDs to earn 2009 honorable-mention All-State, and first-team All-District, the Golden Spread 2A-3A Player of the Year and the *Amarillo Globe-News* Offensive Player of the Year honors...Defensively, picked up Class 1-2A Defensive MVP honors from *Rivals.com*, first-team All-District and first-team All-Golden Spread honors after collecting 88 tackles, 9 sacks, 3 PD, 4 FRs and 1 INT...In 2008, earned first-team All-District and All-Golden Spread honors as a WR, helping BHS to a 10-1 record with 35 receptions for 644 yards and 14 TDs...Also secured first-team All-State, first-team All-District and All-Golden Spread recognition as a DE, where he had 81 tackles, 9 sacks, 8 PD, 3 FRs and 5 FFs...A four-sport athlete, also lettered three times in basketball, twice in track and twice in wrestling...Was the district high jump champion in

2009, took home first-team All-District honors in 2009 and second-team All-District in 2008...Has three older brothers, including former CSU Ram, Austin, and one younger sister.

COMMUNITY: As a rookie, participated in the Ravens Hometown Huddle by taking part in the Ravens TEAM Challenge at M&T Bank Stadium (Oct. 2014)...Gillmore joined teammates and Ravens cheerleaders to complete various tasks alongside students from Baltimore's Liberty Elementary School...The NFL/United Way Hometown Huddle is a league-wide day of service designed to bring awareness and impact to the issue of youth health and fitness...Also supports Ravens' team activities, including A Purple Evening, the team's annual women's event at M&T Bank Stadium.

2014

GAME-BY-GAME OFFENSE

RAVENS Date/Opp.	RECEIVING					RUSHING				
	No.	Yds.	Avg.	LG	TD	No.	Yds.	Avg.	LG	TD
9/7 vs. Cin.	0	0	0.0	0	0	0	0	0.0	0	0
9/11 vs. Pit.	0	0	0.0	0	0	0	0	0.0	0	0
9/21 @ Cle.	0	0	0.0	0	0	0	0	0.0	0	0
9/28 vs. Car.	0	0	0.0	0	0	0	0	0.0	0	0
10/5 @ Ind.	0	0	0.0	0	0	0	0	0.0	0	0
10/12 @ TB	2	16	8.0	11	0	0	0	0.0	0	0
10/19 vs. Atl.	1	13	13.0	13	0	0	0	0.0	0	0
10/26 @ Cin.	2	23	11.5	13	0	0	0	0.0	0	0
11/2 @ Pit.	1	1	1.0	1t	1	0	0	0.0	0	0
11/9 vs. Ten.	0	0	0.0	0	0	0	0	0.0	0	0
11/24 @ NO	0	0	0.0	0	0	0	0	0.0	0	0
11/30 vs. SD	0	0	0.0	0	0	0	0	0.0	0	0
12/7 @ Mia.	INACTIVE - BACK					--	--	--	--	--
12/14 vs. Jax.	2	37	18.5	20	0	0	0	0.0	0	0
12/21 @ Hou.	1	9	9.0	9	0	0	0	0.0	0	0
12/28 vs. Cle.	1	22	22.0	22	0	0	0	0.0	0	0
Totals	10	121	12.1	22	1	0	0	0.0	0	0
Playoffs										
1/3/14 @ Pit.	1	21	21.0	21t	1	0	0	0.0	0	0
1/10/15 @ NE	1	9	9.0	9	0	0	0	0.0	0	0
Totals	2	30	15.0	21t	1	0	0	0.0	0	0



REGULAR SEASON

Year	Team	GP	GS	RECEIVING					RUSHING				
				No.	Yards	Avg.	LG	TD	No.	Yards	Avg.	LG	TD
2014	Baltimore	15	1	10	121	12.1	22	1	0	0	0.0	0	0
Totals		15	1	10	121	12.1	22	1	0	0	0.0	0	0

CAREER SINGLE-GAME HIGHS (REGULAR SEASON)

RECEIVING

Receptions:

2 2 times (10/26/14 at Cin.)

Yardage:

37 (12/14/14 vs. Jax.)

Long Gain:

22 (12/28/14 vs. Cle.)

Touchdowns:

1 (11/2/14 at Pit.)

RUSHING

Carries:

None

Yardage:

None

Long Gain:

None

Touchdowns:

None

POSTSEASON

Year	Team	GP	GS	RECEIVING					RUSHING				
				No.	Yards	Avg.	LG	TD	No.	Yards	Avg.	LG	TD
2014	Baltimore	2	0	2	30	15.0	21t	1	0	0	0.0	0	0
Totals		2	0	2	30	15.0	21t	1	0	0	0.0	0	0



BALTIMORE
RAVENS

42

CHRIS GREENWOOD
CORNERBACK | 6-1 | 197

COLLEGE: Albion HS: Martin Luther King (Detroit, MI)
BORN: 7/10/89, Detroit, MI
EXP. (NFL/RAVENS): 2/1 GP/GS (PLAYOFFS): 3/0 (0/0)

TRANSACTIONS

Chris Greenwood was signed by Baltimore off the Vikings' practice squad on 12/17/14...Added to Minnesota's practice squad on 9/1/14...Waived by the Lions on 8/30/14...Re-signed by Detroit on 3/7/14...Signed to the Lions' active roster from their practice squad on 12/7/13...Signed to Detroit's practice squad on 10/17/13...Waived by Dallas on 10/15/13...Signed to the Cowboys' active roster from the Lions' practice squad on 9/25/13...Added to the Lions' practice squad on 9/1/13...Waived by Detroit on 8/31/13...Originally selected in the fifth round (148th overall) of the 2012 NFL Draft.

CAREER

- Registered career highs in total tackles (4) and solo stops (4) vs. NYG (12/22/13)
- Saw action in his first-career game vs. Bal. (12/16/13)



2014: (with Minnesota/Baltimore – 0/0, 0/0) Was a game-day inactive for two regular season games and both postseason contests after being signed by the Ravens off the Vikings' practice squad on 12/17...Spent the first 15 weeks of the season on the Minnesota's practice squad

2013: (with Detroit/Dallas – 3/0) Totaled 6 solo tackles in 3 games for the Lions after being signed to the active roster from their practice squad on 12/7

- Collected 2 solo tackles in the **season finale at Min. (12/29)**
- Registered career highs in total tackles (4) and solo stops (4) in **game 15 vs. NYG (12/22)**
- Saw his first-career NFL action in **game 14 vs. Bal. (12/16)**

COLLEGE: Was a three-time All-Michigan Intercollegiate Athletic Association first-team selection...Returned 4 of his 13 career INTs for TDs...Started all 11 games as a senior in

2011 and received American Football Coaches Association Division III All-American honors and was named MIAA Defensive Most Valuable Player after helping Albion to the NCAA Division III Championship...Totaled 30 tackles (22 solo), 6 PD and 2 INTs (returned for 79 yards), including a 70-yard INT-TD during the fourth quarter in a 28-27 victory over rival Alma College...Registered 30 tackles (26 solo), led the team with 4 INTs, returned for 122 yards, including a 62-yard TD return, and also recorded 11 PRs for 120 yards and 11 KORs for 225 yards as a junior in 2010...Is one of only three Albion Britons (Dave Neilson and Ron Springer in 1966 and Barry Seiler in 1967) to ever be drafted into the NFL...Majored in economics and management.

HIGH SCHOOL, PERSONAL: Prepped at Martin Luther King (Detroit, MI) HS.

REGULAR SEASON

Year	Team	GP	GS	TACKLES			SACKS		INTERCEPTIONS					FUMBLES			
				TT	Solo	Asst.	No.	Yards	No.	Yards	LG	TD	PD	FF	FR	Yards	
2013	Det./Dal.	3	0	6	6	0	0.0	0.0	0	0	0	0	0	0	0	0	0
2014	Min./Bal.	0	0	0	0	0	0.0	0.0	0	0	0	0	0	0	0	0	0
Totals		3	0	6	6	0	0.0	0.0	0	0	0	0	0	0	0	0	0

CAREER SINGLE-GAME HIGHS (REGULAR SEASON)

Total Tackles:
4 (12/22/13 vs. NYG)
Sacks:
None
Forced Fumbles:
None
Passes Defensed:
None

Solo Tackles:
4 (12/22/13 vs. NYG)
Interceptions:
None
Fumble Recoveries:
None

POSTSEASON

Year	Team	GP	GS	TACKLES			SACKS		INTERCEPTIONS					FUMBLES			
				TT	Solo	Asst.	No.	Yards	No.	Yards	LG	TD	PD	FF	FR	Yards	
2014	Baltimore	0	0	0	0	0	0.0	0.0	0	0	0	0	0	0	0	0	0
Totals		0	0	0	0	0	0.0	0.0	0	0	0	0	0	0	0	0	0



BALTIMORE
RAVENS

67

LAWRENCE GUY
DEFENSIVE END | 6-4 | 305

COLLEGE: Arizona State HS: Las Vegas (NV) Western
BORN: 3/17/90, Las Vegas, NV
EXP. (NFL/RAVENS): 5/2 GP/GS (PLAYOFFS): 35/3 (5/1)

TRANSACTIONS

Lawrence Guy re-signed with the Ravens (two-year contract) on 3/18/15...Signed with Baltimore after being claimed off waivers on 9/24/14...Waived by the Chargers on 9/23/14...Signed by San Diego after being claimed off waivers on 10/8/13...Waived by Indianapolis on 10/7/13...Signed by the Colts on 9/24/13...Waived by Indianapolis on 8/31/13...Signed to the Colts' active roster from the Packers' practice squad on 10/17/12...Signed to Green Bay's practice squad on 9/3/12...Waived by the Packers on 8/31/12...Placed on Injured Reserve (concussion) on 9/3/11...Originally selected by the Packers in the seventh round (233rd overall) of the 2011 NFL Draft.

CAREER

- Saw action in 14 games (played in three games for the Chargers before signing with the Ravens), including one start (with Baltimore), and recorded 16 tackles, 1 PD and 1 FR for a Ravens' defense that finished second in the league (tied with Philadelphia) with 49 sacks (Buffalo - 54) in 2014
- Has blocked 2 FGAs: 11/3/13 at Was. (while with the Chargers) and 10/6/13 at Sea. (while with the Colts)...His block at Seattle was returned 61 yards for a TD
- Recorded a career-high 8 tackles, including 5 solo at KC (12/23/12)
- Posted his first-career sack (-8 yards) on 12/30/12 vs. Hou.



2014: (with San Diego and Baltimore – 14/1, 2/0) Saw action in 14 games (played in three games for the Chargers before signing with the Ravens), including one start (with Baltimore), and recorded 16 tackles, 1 PD and 1 FR for a defense that finished second in the league (tied with Philadelphia) with 49 sacks (Buffalo - 54)

- Saw action in both postseason contests, contributing 1 tackle for a defense that produced 7 sacks and allowed just 82 rushing yards
- Started and finished third on the team with 6 tackles for a defense that held the Browns to 23% on third down (3 of 13) in the 20-10 victory in the **season finale vs. Cle. (12/28)**
- Subbed and produced 3 tackles for a defense that posted a season-high 8 sacks and held the Jaguars to 28% (5 of 18) on third down in the 20-12 victory in **game 14 vs. Jax. (12/14)**
- Subbed and recorded 1 tackle and his first-career FR (picked up in the Ravens' end zone and returned to the 5-yard line) for a defense that allowed just 45 yards in the second half in the 21-7 victory in **game 10 vs. Ten. (11/9)**
- Saw his first action as a Raven and netted 1 tackle from scrimmage in **game 5 at Ind. (10/5)**

2013: (with Indianapolis and San Diego – 12/0, 2/0) Totaled career highs in total tackles (20), solo stops (12 - tied in 2012) and PD (4) for both the Colts and Chargers...Signed with San

Diego after being claimed off waivers on 10/8...Waived by Indianapolis on 10/7/13...Signed by the Colts on 9/24/13 after being part of the final cuts on 8/31

- Collected 4 tackles (2 solo) for the Chargers in the **season finale vs. KC (12/29)**
- Netted 2 tackles, 1 PD (which led to a Chargers INT-TD) and blocked a Redskins' FGA in **game 8 at Was. (11/3)**
- Registered a season-high 3 tackles (2 solo) and 1 PD for the Colts in **game 5 vs. Sea. (10/6)**...Also blocked a FGA that was returned 61 yards for a Colts TD
- Produced 2 tackles in two postseason contests for SD

2012: (with Indianapolis – 9/2, 1/1) Contributed 18 tackles, including a career-high 12 solo, and his first-career sack (-8 yards)...Also saw action in his first-career postseason contest, contributing 4 tackles

- Started and collected 2 solo tackles, including his first-career sack (-8 yards) in the **season finale vs. Hou. (12/30)**
- Started his first-career game and posted career highs in total tackles (8) and solo stops (5) in **game 15 at KC (12/23)**
- Started and registered 4 tackles (2 solo) in the **Wild Card game at Bal. (1/6/13)**

DID YOU KNOW?

Baltimore is the only team to rank among the NFL's Top 5 in red zone defense in 10 of the past 11 seasons, including a streak of nine straight from 2004-12. Baltimore is also the only NFL team to rank in the Top 7 in each of the past 11 years.

67 LAWRENCE GUY

2011: (with Green Bay – IR) Placed on Injured Reserve on 9/3 due to a concussion suffered during the preseason...Was drafted in the seventh round (223rd overall) by the Packers

COLLEGE: Three-time honorable mention All-Pac-10 selection who played in 35 career games (31 starts) over three seasons (2008-10)...Produced 122 tackles, including 23 TFL and 8 sacks for the Sun Devils...Earned first-team Freshman All-America and was the recipient of Bill Kajikawa Sun Devil Award as most outstanding freshman in 2008... Majored in education and sociology.

HIGH SCHOOL, PERSONAL: Prepped at Las Vegas Western (NV) HS, where he recorded 238 tackles, 30.5 sacks and 3

FRs in three seasons...Totaled 102 tackles (69 solo), 15.5 sacks and 1 FR as a senior in 2007...Suffers from both attention deficit hyperactivity disorder and dyslexia... Combination nearly cost him his football career at Arizona State...Overcame his struggles and became a spokesperson for ASU's disability resource center, and on several occasions, he was asked to visit public schools to speak to at-risk students.

COMMUNITY: Supports teammates and the Ravens' charitable activities throughout the year...In Nov. 2014, supported former teammate Haloti Ngata at the third annual Ngata Family Foundation Luau.

2014

GAME-BY-GAME DEFENSE RAVENS/CHARGERS

Date/Opp.	TT	Solo	Asst.	Sacks	INT	PD	FF	FR
9/7 vs. Cin.								
9/11 vs. Pit.								
9/21 @ Cle.								

WITH BALTIMORE

Date/Opp.	TT	Solo	Asst.	Sacks	INT	PD	FF	FR
9/28 vs. Car.								
10/5 @ Ind.	1	0	1	0-0	0-0	0	0	0
10/12 @ TB	0	0	0	0-0	0-0	0	0	0
10/19 vs. Atl.	1	0	1	0-0	0-0	0	0	0
10/26 @ Cin.	0	0	0	0-0	0-0	0	0	0
11/2 @ Pit.								
11/9 vs. Ten.	1	0	1	0-0	0-0	0	0	1
11/24 @ NO	0	0	0	0-0	0-0	0	0	0
11/30 vs. SD	2	2	0	0-0	0-0	0	0	0
12/7 @ Mia.	0	0	0	0-0	0-0	1	0	0
12/14 vs. Jax.	3	0	3	0-0	0-0	0	0	0
12/21 @ Hou.	2	0	2	0-0	0-0	0	0	0
12/28 vs. Cle.	6	0	6	0-0	0-0	0	0	0
Totals	16	2	14	0-0	0-0	1	0	1
Playoffs								
1/3/15 @ Pit.	1	0	1	0-0	0-0	0	0	0
1/10/15 @ NE	0	0	0	0-0	0-0	0	0	0
Totals	1	0	1	0-0	0-0	0	0	0

2013

GAME-BY-GAME DEFENSE COLTS/CHARGERS

Date/Opp.	TT	Solo	Asst.	Sacks	INT	PD	FF	FR
9/8 vs. Oak.								
9/15 vs. Mia.								
9/22 @ SF								
9/29 @ Jax.	1	1	0	0-0	0-0	0	0	0
10/6 vs. Sea.	3	2	1	0-0	0-0	1	0	0
10/14 vs. Ind.								
10/20 @ Jax.	0	0	0	0-0	0-0	1	0	0
11/3 @ Was.	2	1	1	0-0	0-0	1	0	0
11/10 vs. Den.	1	1	0	0-0	0-0	0	0	0
11/17 @ Mia.	1	1	0	0-0	0-0	0	0	0
11/24 @ KC	0	0	0	0-0	0-0	0	0	0
12/1 vs. Cin.	3	2	1	0-0	0-0	0	0	0
12/8 vs. NYG	2	1	1	0-0	0-0	1	0	0
12/12 @ Den.	0	0	0	0-0	0-0	0	0	0
12/22 vs. Oak.	3	1	2	0-0	0-0	0	0	0
12/29 vs. KC	4	2	2	0-0	0-0	0	0	0
Totals	20	12	8	0-0	0-0	4	0	0
Playoffs								
1/5/14 @ Cin.	1	1	0	0-0	0-0	0	0	0
1/12/14 @ Den.	1	0	1	0-0	0-0	0	0	0
Totals	2	1	1	0-0	0-0	0	0	0

2012

GAME-BY-GAME DEFENSE COLTS

Date/Opp.	TT	Solo	Asst.	Sacks	INT	PD	FF	FR
9/9 vs. SF								
9/13 vs. Chi.								
9/24 @ Sea.								
9/30 vs. NO								
10/7 @ Ind.								
10/21 vs. Cle.	1	1	0	0-0	0-0	0	0	0
10/28 @ Ten.								
11/4 vs. Mia.								
11/8 @ Jax.	0	0	0	0-0	0-0	0	0	0
11/18 @ NE	1	1	0	0-0	0-0	0	0	0
11/25 vs. Buf.	1	0	1	0-0	0-0	0	0	0
12/2 @ Det.	3	2	1	0-0	0-0	0	0	0
12/9 vs. Ten.	2	1	1	0-0	0-0	0	0	0
12/16 @ Hou.	0	0	0	0-0	0-0	0	0	0
12/23 @ KC	8	5	3	0-0	0-0	0	0	0
12/30 vs. Hou.	2	2	0	1-8	0-0	0	0	0
Totals	18	12	6	1-8	0-0	0	0	0
Playoffs								
1/6/13 @ Bal.	4	2	2	0-0	0-0	0	0	1
Totals	4	2	2	0-0	0-0	0	0	1

2011

GAME-BY-GAME DEFENSE PACKERS

Date/Opp.	TT	Solo	Asst.	Sacks	INT	PD	FF	FR
9/8 vs. NO								
9/18 @ Car.								
9/25 @ Chi.								
10/2 vs. Den.								
10/9 @ Atl.								
10/16 vs. STL								
10/23 @ Min.								
11/6 @ SD								
11/14 vs. Min.								
11/20 vs. TB								
11/24 @ Det.								
12/4 @ NYG								
12/11 vs. Oak.								
12/18 @ KC								
12/25 vs. Chi.								
1/1/12 vs. Det.								
Totals	0	0	0	0-0	0-0	0	0	0
Playoffs								
1/15/12 vs. NYG								
Totals	0	0	0	0-0	0-0	0	0	0

67 LAWRENCE GUY

REGULAR SEASON

Year	Team	GP	GS	TACKLES			SACKS		INTERCEPTIONS					FUMBLES			
				TT	Solo	Asst.	No.	Yards	No.	Yards	LG	TD	PD	FF	FR	Yards	
2011	Green Bay	--	--	INJURED RESERVE - CONCUSSION			--	--	--	--	--	--	--	--	--	--	--
2012	Indianapolis	9	2	18	12	6	1.0	8.0	0	0	0	0	0	0	0	0	0
2013	Ind./SD	12	0	20	12	8	0.0	0.0	0	0	0	0	4	0	0	0	0
2014	SD/Bal.*	14	1	16	2	14	0.0	0.0	0	0	0	0	1	0	1	6	6
Totals		35	3	54	26	28	1.0	8.0	0	0	0	0	5	0	1	6	6

*PLAYED THE FIRST 3 GAMES OF THE 2014 SEASON WITH SD

CAREER SINGLE-GAME HIGHS (REGULAR SEASON)

Total Tackles:

8 (12/23/12 at KC)

Sacks:

1 (12/30/12 vs. Hou.)

Forced Fumbles:

None

Passes Defensed:

1 5 times (last: 12/7/14 at Mia.)

Solo Tackles:

5 (12/23/12 at KC)

INTs:

None

Fumble Recoveries:

1 (11/9/14 vs. Ten.)

Additional Statistics: Has blocked 2 FGAs: 11/3/13 at Was. (while with the Chargers) and 10/6/13 at Sea. (which was returned 61 yards for a TD) while with the Colts

POSTSEASON

Year	Team	GP	GS	TACKLES			SACKS		INTERCEPTIONS					FUMBLES			
				TT	Solo	Asst.	No.	Yards	No.	Yards	LG	TD	PD	FF	FR	Yards	
2012	Indianapolis	1	1	4	2	2	0.0	0.0	0	0	0	0	0	0	0	1	0
2013	San Diego	2	0	2	1	1	0.0	0.0	0	0	0	0	0	0	0	0	0
2014	Baltimore	2	0	1	0	1	0.0	0.0	0	0	0	0	0	0	0	0	0
Totals		5	1	7	3	4	0.0	0.0	0	0	0	0	0	0	0	1	0



BALTIMORE
RAVENS

33

WILL HILL III
SAFETY | 6-1 | 228COLLEGE: Florida HS: St. Peter's Prep (Jersey City, NJ)
BORN: 3/7/90, West Orange, NJ
EXP. (NFL/RAVENS): 4/2 GP/GS (PLAYOFFS): 34/18 (2/2)

TRANSACTIONS

Will Hill III re-signed with Baltimore on 5/7/15...Signed with the Ravens (one-year contract) on 7/25/14...Released by the Giants on 6/2/14...Signed to the Giants' active roster from their practice squad on 10/5/13...Signed to the Giants' practice squad on 9/1/13...Released by the Giants on 8/31/13...Originally signed by the NY Giants as a rookie free agent on 5/14/12.

CAREER

- Saw action in 10 games (eight starts) and totaled 39 tackles (27 solo), 4 PD and 1 INT (which he returned 44 yards for a TD) for a Ravens' defense that finished second in the league (tied with Philadelphia) with 49 sacks (Buffalo - 54) in 2014... Baltimore allowed the sixth-fewest points per game (18.9)
- Started and netted 4 tackles (2 solo), a career-high 2 PD and 1 INT (which he returned a career-long 44 yards for a TD) in the 34-27 victory at NO (11/24/14)
- Scored his first-career TD on a 38-yard INT return at Det. (12/22/13)
- Posted a single-game career-high 11 tackles (all solo) vs. Phi. (10/6/13)



2014: (with Baltimore – 10/8, 2/2) Totaled 39 tackles (27 solo), 4 PD and 1 INT (which he returned 44 yards for a TD) for a defense that finished second in the league (tied with Philadelphia) with 49 sacks (Buffalo - 54)...Ravens allowed the sixth-fewest points per game (18.9) in 2014...Missed the first six games of the season due to an NFL suspension

- Started and had 4 tackles (3 solo) and 1 PD for a defense that allowed just 14 yards rushing in the **Divisional Playoff game at NE (1/10/15)**
- Started in his first-career postseason game and posted 2 solo tackles and 1 PD for a defense that produced 5 sacks in the 30-17 victory in the **Wild Card game at Pit. (1/3/15)**
- Started and tallied a season-high 8 tackles (6 solo) in **game 15 at Hou. (12/21)**
- Started and netted 4 tackles (2 solo), a career-high 2 PD and 1 INT (which he returned a career-long 44 yards for a TD) in the 34-27 victory in **game 11 at NO (11/24)**
- Started his first game as a Raven and produced 6 tackles in **game 9 at Pit. (11/2)**
- Played in his first game as a Raven and contributed 1 solo tackle, 1 QB hit and 1 special teams stop in the 29-7 victory in **game 7 vs. Atl. (10/19)**...Was activated from the Reserve/Suspended list on 10/18
- Started both postseason contests and had 6 tackles (5 solo) and 2 PD for a defense that produced 7 sacks and allowed just 82 rushing yards in two playoff games

2013: (with NY Giants – 12/10) Finished sixth on the team with a career highs in tackles (66), solo stops (54), INTs (2) and FFs (2), adding 2 PD and 1 FR after missing four games due to an NFL suspension...Also gathered 11 special teams stops

- Started and recorded 9 tackles, 1 PD and 1 INT, which he returned 38 yards for his first-career TD, in **game 15 at Det. (12/22)**

- Started and netted 5 solo tackles, 1 PD and his first-career INT in **game 8 at Phi. (10/27)**
- Started and posted a career-high 11 tackles (all solo) in **game 5 vs. Phi (10/6)**

2012: (with NY Giants – 12/0) Totaled 27 tackles (21 solo), 2 PD, 1 FF and 1 FR after missing four games due to an NFL suspension...Also produced 11 special teams stops after making the team as a rookie free agent

- Netted a then-career-high 9 tackles (6 solo), including 1 TFL, in **game 14 at Atl. (12/16)** Contributed 5 tackles (4 solo) and 1 PD, adding 2 ST stops in **game 13 vs. NO (12/9)**
- Posted 3 tackles, 1 FF and 1 ST stop in **game 5 vs. Cle. (10/7)**

COLLEGE: Saw action in 38 games, including 15 starts, in three seasons with the Gators...Produced 144 tackles (94 solo), 4 INTs and 1.5 sacks...Started all 10 regular season games in which he played and recorded 48 tackles (30 solo) as a junior in 2010...Tied for a team high with 6 tackles in the 2011 Outback Bowl victory over Penn State...Saw action in 14 games (five starts) and contributed 42 tackles (31 solo) also leading Florida with 13 special teams stops as a sophomore in 2009...Named to the SEC All-Freshman team and led the Gators with 22 special teams tackles in his first season with Florida in 2008...Was not selected after declaring for the 2011 NFL Draft following his junior season, instead playing for the Arizona Rattlers of the Arena Football League before signing with the NY Giants in 2012.

33 WILL HILL III

HIGH SCHOOL, PERSONAL: Attended St. Peter's Prep (Jersey City, NJ), where he earned *USA Today* and *Parade* All-American honors...Was also a two-time state Offensive Player of the Year and was a three-year starter at QB, safety and a returner on special teams...Earned the 2008 New Jersey Offensive Player of the Year as a senior after throwing for 947 yards and 7 TDs and rushing for 960 yards and 19 TDs...Added 68 tackles, 4 INTs and 3 PD playing FS.

COMMUNITY: Joined teammates in hosting a PLAY 60 youth football clinic at Fort Meade U.S. Army Installation for children whose parents currently serve in the U.S. Military in Nov. 2014.

2014

GAME-BY-GAME DEFENSE

RAVENS

Date/Opp.	TT	Solo	Asst.	Sacks	INT	PD	FF	FR
9/7 vs. Cin.				SUSPENDED BY THE NFL				
9/11 vs. Pit.				SUSPENDED BY THE NFL				
9/21 @ Cle.				SUSPENDED BY THE NFL				
9/28 vs. Car.				SUSPENDED BY THE NFL				
10/5 @ Ind.				SUSPENDED BY THE NFL				
10/12 @ TB				SUSPENDED BY THE NFL				
10/19 vs. Atl.	1	1	0	0-0	0-0	0	0	0
10/26 @ Cin.	1	1	0	0-0	0-0	0	0	0
11/2 @ Pit.	6	3	3	0-0	0-0	0	0	0
11/9 vs. Ten.	3	1	2	0-0	0-0	1	0	0
11/24 @ NO	4	2	2	0-0	1-44t	2	0	0
11/30 vs. SD	5	5	0	0-0	0-0	0	0	0
12/7 @ Mia.	5	5	0	0-0	0-0	0	0	0
12/14 vs. Jax.	3	2	1	0-0	0-0	0	0	0
12/21 @ Hou.	8	6	2	0-0	0-0	0	0	0
12/28 vs. Cle.	3	1	2	0-0	0-0	1	0	0
Totals	39	27	12	0-0	1-44t	4	0	0

Playoffs

1/3/15 @ Pit.	2	2	0	0-0	0-0	1	0	0
1/10/15 @ NE	4	3	1	0-0	0-0	1	0	0
Totals	6	5	1	0-0	0-0	2	0	0

2013

GAME-BY-GAME DEFENSE

GIANTS

Date/Opp.	TT	Solo	Asst.	Sacks	INT	PD	FF	FR
9/8 @ Dal.				SUSPENDED BY THE NFL				
9/15 vs. Den.				SUSPENDED BY THE NFL				
9/22 @ Car.				SUSPENDED BY THE NFL				
9/29 @ KC				SUSPENDED BY THE NFL				
10/6 vs. Phi.	11	11	0	0-0	0-0	0	0	0
10/10 @ Chi.	5	5	0	0-0	0-0	0	0	0
10/21 vs. Min.	4	4	0	0-0	0-0	0	0	0
10/27 @ Phi.	5	5	0	0-0	1-0	1	0	0
11/10 vs. Oak.	3	1	2	0-0	0-0	0	0	0
11/17 vs. GB	5	4	1	0-0	0-0	0	0	0
11/24 vs. Dal.	6	4	2	0-0	0-0	0	1	0
12/1 @ Was.	5	4	1	0-0	0-0	0	1	1
12/8 @ SD	2	1	1	0-0	0-0	0	0	0
12/15 vs. Sea.	6	6	0	0-0	0-0	0	0	0
12/22 @ Det.	9	4	5	0-0	1-38t	1	0	0
12/29 vs. Was.	5	5	0	0-0	0-0	0	0	0
Totals	66	54	12	0-0	2-38	2	2	1

2012

GAME-BY-GAME DEFENSE

GIANTS

Date/Opp.	TT	Solo	Asst.	Sacks	INT	PD	FF	FR
9/5 vs. Dal.	0	0	0	0-0	0-0	0	0	0
9/16 vs. TB	0	0	0	0-0	0-0	0	0	0
9/20 @ Car.	1	1	0	0-0	0-0	0	0	0
9/30 @ Phi.	3	2	1	0-0	0-0	1	0	0
10/7 vs. Cle.	3	3	0	0-0	0-0	0	1	0
10/14 @ SF				SUSPENDED BY THE NFL				
10/21 vs. Was.				SUSPENDED BY THE NFL				
10/28 @ Dal.				SUSPENDED BY THE NFL				
11/4 vs. Pit.				SUSPENDED BY THE NFL				
11/11 @ Cin.	0	0	0	0-0	0-0	0	0	1
11/25 vs. GB	2	1	1	0-0	0-0	0	0	0
12/3 @ Was.	0	0	0	0-0	0-0	0	0	0
12/9 vs. NO	5	4	1	0-0	0-0	1	0	0
12/16 @ Atl.	9	6	3	0-0	0-0	0	0	0
12/23 @ Bal.	2	2	0	0-0	0-0	0	0	0
12/30 vs. Phi.	2	2	0	0-0	0-0	0	0	0
Totals	27	21	6	0-0	0-0	2	1	1

REGULAR SEASON

Year	Team	GP	GS	TACKLES			SACKS		INTERCEPTIONS					FUMBLES		
				TT	Solo	Asst.	No.	Yards	No.	Yards	LG	TD	PD	FF	FR	Yards
2012	NY Giants	12	0	27	21	6	0.0	0.0	0	0	0	0	2	1	1	0
2013	NY Giants	12	10	66	54	12	0.0	0.0	2	38	38t	1	2	2	1	8
2014	Baltimore	10	8	39	27	12	0.0	0.0	1	44	44t	1	4	0	0	0
Totals		34	18	132	102	30	0.0	0.0	3	44	44t	2	8	3	2	8

SPECIAL TEAMS TACKLES (24): 2012 (11); 2013 (11); 2014 (2)

CAREER SINGLE-GAME HIGHS (REGULAR SEASON)

Total Tackles: 11 (10/6/13 vs. Phi.)	Solo Tackles: 11 (10/6/13 vs. Phi.)
Sacks: None	INTs: 1 3 times (last: 11/24/14 at NO)
Forced Fumbles: 1 3 times (last: 12/1/13 at Was.)	Fumble Recoveries: 1 2 times (last: at Was. 12/1/13)
Passes Defensed: 2 (11/24/14 at NO)	

POSTSEASON

Year	Team	GP	GS	TACKLES			SACKS		INTERCEPTIONS					FUMBLES		
				TT	Solo	Asst.	No.	Yards	No.	Yards	LG	TD	PD	FF	FR	Yards
2014	Baltimore	2	2	6	5	1	0.0	0.0	0	0	0	0	2	0	0	0
Totals		2	2	6	5	1	0.0	0.0	0	0	0	0	2	0	0	0





BALTIMORE
RAVENS

74

JAMES HURST
TACKLE | 6-5 | 312

COLLEGE: North Carolina HS: Plainfield (IN)
BORN: 12/17/91, Plainfield, IN
EXP. (NFL/RAVENS): 2/2 GP/GS (PLAYOFFS): 16/5 (2/2)

TRANSACTIONS

James Hurst signed with the Ravens as a rookie free agent on 5/12/14.

CAREER

- Saw action in all 16 games as a rookie in 2014, including five starts (at LT), for an offense that established franchise single-season records in yards (5,838) and points scored (409), as a rookie in 2014
- Helped QB Joe Flacco establish career highs in passing yards (3,986) and TD passes (27), completing 62.1% of his passes (344 of 554) and registering a 91.0 QB rating (2014)
- Was one of three rookie free agents (LB Zachary Orr and RB Fitzgerald Toussaint) to make the Ravens' 2014 opening-day 53-man roster
- Started both postseason contests at LT (for an injured Eugene Monroe) for an offense that produced 727 yards and 61 points, including a postseason-franchise-record 4 TD passes by QB Joe Flacco (1/10/15 at NE)



2014: (with Baltimore – 16/5, 2/2) Saw action in all 16 games, including five starts (at LT), for an offense that established franchise single-season records in yards (5,838) and points scored (409)...Helped QB Joe Flacco establish career highs in passing yards (3,986) and TD passes (27), completing 62.1% of his passes (344 of 554) for a 91.0 QB rating...Was one of three rookie free agents (LB Zachary Orr and RB Fitzgerald Toussaint) to make the Ravens' opening-day 53-man roster

- Started both postseason contests at LT (for an injured Eugene Monroe) for an offense that produced 727 yards and 61 points, including a postseason-franchise-record 4 TD passes by QB Joe Flacco (1/10/15 at NE)
- Started at LT and helped RB Justin Forsett rush for 129 yards (third most in Ravens postseason franchise history) and QB Joe Flacco throw for 292 yards and a single-game postseason franchise-record 4 TDs in the **Divisional Playoff game at NE (1/10/15)**
- Started at LT for an offense that gained 475 yards (306 passing and 169 rushing) and racked up 6 TDs in **game 6 at TB (10/12)**...Helped protect QB Joe Flacco, allowing him to complete 75% of his passes (21 of 28) for 306 yards and a franchise-record-tying 5 TDs for a 149.7 QB rating against the Buccaneers...Also helped RB Justin Forsett rush for his third-career 100-yard game (finishing with 111 yards on 14 rushes for a 7.9 avg.)...The O-line did not allow a sack for the fourth time in six games for the season
- Started his first-career game at LT (Eugene Monroe - knee) for an offense that posted 454 total yards and 5 TDs in **game 4 vs. Car. (9/28)**...Part of an O-line that did not give up a sack for the third-consecutive game and allowed Flacco time to throw for 327 yards and 3 TDs for a franchise-record 137.4 QB rating...Ravens also rushed for 127 yards (4.2 avg.) and 2 TDs against the Panthers

- Saw action in his first-career NFL game (played on special teams) in the **season opener vs. Cin. (9/7)**

COLLEGE: Served as a four-year starter along the Tar Heels' O-line after earning the starting LT job in the second game of his true freshman season in 2010...Played in 50 career games, including a school-record-tying 48 starts, missing only one game due to injury during his 2012 junior season...Earned first-team All-ACC honors as a senior in 2013 after starting all 13 games at LT...Earned first-team All-ACC honors from the league's coaches and second-team honors from the media after starting 11 games at LT as a junior in 2012...Helped North Carolina set school records in total offense, scoring and passing yards...Was part of an offensive line that gave up just 11 sacks on the year (0.92 per game), leading the ACC and ranking ninth in the NCAA...Earned second-team All-ACC honors after starting all 13 games at LT as a sophomore in 2011...Along with LG Jonathan Cooper, was part of the first Carolina O-line tandem to earn All-ACC honors since 1993...Helped pave the way for RB Giovani Bernard to gain 1,253 rushing yards, the first time a Tar Heel back had rushed for over 1,000 yards since 1997...Earned Freshman All-America honors by *Rivals.com*, *Phil Steele* and *The Sporting News* after appearing in all 13 games and starting the final 12 games at LT as a true freshman...Majored in exercise and sport science.

HIGH SCHOOL, PERSONAL: Prepped at Plainfield (IN) HS, where he graded out at 98 percent and earned Area Player of the Year honors as a senior...Earned first-team All-Conference, All-Area and All-State honors as a junior and senior...Ranked the No. 10 overall player in the country and the No. 2 offensive tackle by *Rivals.com*.

COMMUNITY: In his rookie year, Hurst supported Ravens' team and players activities, including A Purple Evening, the team's annual women's event at M&T Bank Stadium.



BALTIMORE
RAVENS

27

ASA JACKSON

CORNERBACK/RETURN SPECIALIST | 5-10 | 183

COLLEGE: Cal Poly HS: Christian Brothers (Sacramento, CA)

BORN: 12/2/89, Sacramento, CA

EXP. (NFL/RAVENS): 4/4 GP/GS (PLAYOFFS): 14/6 (1/0)

TRANSACTIONS

Asa Jackson was placed on Injured Reserve (knee) on 12/16/14.....Placed on Injured Reserve - Designated for Return (toe) - on 10/8/14...Originally selected by the Ravens in the fifth round (169th overall) of the 2012 NFL Draft.

CAREER

- Started and established career highs in total tackles (8), solo stops (5 - tied) and PD (2) for a defense that posted a season-high 8 sacks and held the Jaguars to 28% (5 of 18) on third down in the 20-12 victory, vs. Jax. (12/14/14)
- Posted a career-high-tying 5 solo tackles and blocked a Billy Cundiff 36-yard FGA in the fourth quarter in the 23-21 victory at Cle. (9/21/14)
- Played in his first-career NFL game and recorded his first-career special teams tackle at SD (11/25/12)



2014: (7/6, 0/0) Recorded 27 tackles (22 solo), 3 PD, 1 special teams tackle and blocked a FGA before being placed on Injured Reserve (knee) on 12/16

- Started and established career highs in total tackles (8), solo stops (5 - tied) and PD (2) for a defense that posted a season-high 8 sacks and held the Jaguars to 28% (5 of 18) on third down, before leaving the game with a knee injury, in the 20-12 victory in **game 14 vs. Jax. (12/14)**
- Started his first game in eight weeks (IR, Designated for Return - toe) and had a solo tackle for a defense that recorded 6 sacks and allowed 249 total yards in the 28-13 victory in **game 13 at Mia. (12/7)**
- Started and posted a career-high-tying 5 solo tackles and blocked a Billy Cundiff 36-yard FGA in the fourth quarter in the 23-21 victory in **game 3 at Cle. (9/21)**
- Started his first-career NFL game and posted a solo tackle (before leaving the game with a concussion) for a defense that did not allow a TD and forced 3 turnovers (2 FRs and 1 INT) in the 26-6 victory in **game 2 vs. Pit. (9/11)**
- Posted a career-high 5 solo tackles, adding 1 PD for a defense that held the Bengals to 29% (4-of-14) on third down and allowed just 3.0 yards per carry in the **season opener vs. Cin. (9/7)**

2013: (4/0) Saw action in four games on special teams after being activated to the 53-man roster on 11/8...Was suspended eight games by the NFL for violating the PED policy

- Played on special teams before leaving the game in the first half with a hamstring injury in the 18-16 victory in **game 14 at Det. (12/16)**
- Saw his first action of the season on special teams in **game 10 at Chi. (11/17)**
- Was a game-day inactive in the 20-17 overtime win in **game 9 vs. Cin. (11/10)** after being activated to the 53-man roster on 11/8

2012: (3/0, 1/0) Saw action in three games as a rookie, recording 1 solo special teams stop

- Saw action in his first-career NFL game and recorded a solo special teams tackle in the 16-13 overtime victory in **game 11 at SD (11/25)**
- Saw action in one playoff game before missing the final two with a thigh injury

COLLEGE: Finished his Cal Poly career with 43 games played (42 starts), producing 199 total tackles (137 solo), 8 INTs (307 return yards and 3 TDs), 40 PD, 3 FFs and 1 sack (-6 yards)... His 307 INT return yards rank first in school history and were tops among all active FCS players when he completed his senior season...His 3 INT-TD returns tied a Cal Poly record (David Fullerton), while his 100-yard return score tied (Ross Bauer, 1968) for the longest such play in school history...His 40 PD set school and Great West Conference career records and rank 16th on the FCS all-time chart...All-American second-team honoree by *The NFL Draft Report* and *Phil Steele*, adding third-team honors from the *Associated Press* as a senior in 2011...Was named Cal Poly's Defensive MVP, also earning All-Great West Conference first-team honors by posting 54 tackles (31 solo), 2 INTs and 11 PD...Gained 152 INT return yards, with both thefts producing TDs... Returned 14 kickoffs for 361 yards (25.8 avg.) and 8 punts for 144 yards (18.0 avg.)...Was rated among the Top 10 DBs in the FCS by the Sports Network and as one of the 10 best non-FBS players in the nation by *ESPN.com*...Had 50 passes targeted in his area, allowing just 15 completions (30.0%) for 132 yards (8.8 yards per completion/2.6 yards per attempt) and 6 first downs...Second-team All-American selection by *The NFL Draft Report* and a third-team choice by the Sports Network as a junior in 2010...Also garnered first-team All-Great West Conference honors, finishing fourth on the team with a career-high 55 tackles (40 solo), 1 sack (-6 yards), 11 PD and 2 INTs (62 return yards)...Ranked second in the Great

27 ASA JACKSON

West and 14th in the nation with a 12.6-yard average on 17 punt returns for 214 yards...Had 83 passes targeted into his area and limited the opposition to 27 completions (32.5%) for 273 yards (10.1 yards per completion/3.3 yards per attempt), 0 TDs and just 12 first downs...Earned first-team All-Great West Conference selection as a sophomore in 2009 as he ranked fifth on the team with 48 tackles (31 solo), adding 2 INTs (1 for a TD) and 8 PD...Set the Cal Poly single-season record with a 15.5-yard average on 13 PRs (201 yards)...Named Great West Conference Freshman Player of the Year and earned first-team All Great-West honors in 2008...Started all 11 games and finished fourth for the Mustangs with 42 tackles (35 solo), including 1 TFL (-2 yards), adding 3 FFs, 12 PD and 2 INTs (46 return yards)...Graduated with a degree in business administration from Cal Poly and was a member of the Black Student Union.

HIGH SCHOOL, PERSONAL: Prepped at Christian Brothers (Sacramento, CA) HS, where he rushed for 1,120 yards and passed for 963 more as a senior QB, leading the Falcons to a CIF-Sac-Joaquin Section Division II playoff berth...Had

six 100-yard games rushing and also recorded 45 tackles on defense that season, earning honorable mention All-Metro honors by *The Sacramento Bee*...Was a first-team All-Sierra Valley League honoree, the league's co-Offensive Player of the Year, team MVP and a scholar-athlete award winner during his senior campaign...As a junior, Jackson rushed for 750 yards and passed for 622 yards, scoring 19 TDs...On defense, he notched 66 tackles and 2 INTs...Also played basketball, averaging 9.3 points as a junior...Was a seven-time Honor Roll student at Christian Brothers...**Name is pronounced: ACE-uh.**

COMMUNITY: Assisted with planting trees in Baltimore City as part of Ravens Game Plan Earth Week (Dec. 2014)...Supports several team and player initiatives, including the Ravens Draft Party, A Purple Evening, the team's annual women's event at M&T Bank Stadium, Goodwill Gridiron Halloween Party, Lardarius Webb's charity Softball Tournament and former teammate Jacoby Jones' Charity Bowling Night.

2014

GAME-BY-GAME DEFENSE

RAVENS

Date/Opp.	TT	Solo	Asst.	Sacks	INT	PD	FF	FR
9/7 vs. Cin.	5	5	0	0-0	0-0	1	0	0
9/11 vs. Pit.	1	1	0	0-0	0-0	0	0	0
9/21 @ Cle.	5	5	0	0-0	0-0	0	0	0
9/28 vs. Car.	4	2	2	0-0	0-0	0	0	0
10/5 @ Ind.	3	3	0	0-0	0-0	0	0	0
10/12 @ TB	IR (TOE) - DESIGNATED FOR RETURN							
10/19 vs. Atl.	IR (TOE) - DESIGNATED FOR RETURN							
10/26 @ Cin.	IR (TOE) - DESIGNATED FOR RETURN							
11/2 @ Pit.	IR (TOE) - DESIGNATED FOR RETURN							
11/9 vs. Ten.	IR (TOE) - DESIGNATED FOR RETURN							
11/24 @ NO	IR (TOE) - DESIGNATED FOR RETURN							
11/30 vs. SD	IR (TOE) - DESIGNATED FOR RETURN							
12/7 @ Mia.	1	1	0	0-0	0-0	0	0	0
12/14 vs. Jax.	8	5	3	0-0	0-0	2	0	0
12/21 @ Hou.	INJURED RESERVE - KNEE							
12/28 vs. Cle.	INJURED RESERVE - KNEE							
Totals	27	22	5	0-0	0-0	3	0	0
Playoffs								
1/3/15 @ Pit.	INJURED RESERVE - KNEE							
1/10/15 @ NE	INJURED RESERVE - KNEE							
Totals	0	0	0	0-0	0-0	0	0	0



GETTING 'EM OUT

Since Dean Pees was named the Ravens' "D" coordinator in 2012, Baltimore has forced the NFL's second-most three-and-outs (153). The Ravens produced the league's second-most three-and-outs (54) in 2013, and in 2014, had 43 (tying NYG for ninth in the NFL). Baltimore's 23.9 defensive three-and-out percentage in 2014 ranked sixth.

DEFENSIVE THREE-AND-OUTS (2012-14)

Rk.	Team	3-&-Out Drives
1.	Denver Broncos	164
2.	Baltimore Ravens	153
3.	Arizona Cardinals	149

27 ASA JACKSON

2013

GAME-BY-GAME DEFENSE

RAVENS

Date/Opp.	TT	Solo	Asst.	Sacks	INT	PD	FF	FR
9/5 @ Den.				SUSPENDED BY THE NFL				
9/15 vs. Cle.				SUSPENDED BY THE NFL				
9/22 vs. Hou.				SUSPENDED BY THE NFL				
9/29 @ Buf.				SUSPENDED BY THE NFL				
10/6 @ Mia.				SUSPENDED BY THE NFL				
10/13 vs. GB				SUSPENDED BY THE NFL				
10/20 @ Pit.				SUSPENDED BY THE NFL				
11/3 @ Cle.				SUSPENDED BY THE NFL				
11/10 vs. Cin.				INACTIVE				
11/17 @ Chi.				SAW ACTION ON SPECIAL TEAMS				
11/24 vs. NYJ				INACTIVE				
11/28 vs. Pit.				SAW ACTION ON SPECIAL TEAMS				
12/8 vs. Min.				SAW ACTION ON SPECIAL TEAMS				
12/16 @ Det.				SAW ACTION ON SPECIAL TEAMS				
12/22 vs. NE				INACTIVE				
12/29 @ Cin.				INACTIVE				
Totals	0	0	0	0-0	0-0	0	0	0

2012

GAME-BY-GAME DEFENSE

RAVENS

Date/Opp.	TT	Solo	Asst.	Sacks	INT	PD	FF	FR
9/10 vs. Cin.				INACTIVE				
9/16 @ Phi.				INACTIVE				
9/23 vs. NE				INACTIVE				
9/27 vs. Cle.				INACTIVE				
10/7 @ KC				INACTIVE				
10/14 vs. Dal.				INACTIVE				
10/21 @ Hou.				INACTIVE				
11/4 @ Cle.				INACTIVE				
11/11 vs. Oak.				INACTIVE				
11/18 @ Pit.				INACTIVE				
11/25 @ SD				SAW ACTION ON SPECIAL TEAMS				
12/2 vs. Pit.				SAW ACTION ON SPECIAL TEAMS				
12/9 @ Was.				SAW ACTION ON SPECIAL TEAMS				
12/16 vs. Den.				SUSPENDED BY THE NFL				
12/23 vs. NYG				SUSPENDED BY THE NFL				
12/30 @ Cin.				SUSPENDED BY THE NFL				
Totals	0	0	0	0-0	0-0	0	0	0

Playoffs

1/6/13 vs. Ind.				SUSPENDED BY THE NFL				
1/12/13 @ Den.				SAW ACTION ON SPECIAL TEAMS				
1/20/13 @ NE				INACTIVE - THIGH				
2/3/13 @ SF				INACTIVE - THIGH				
Totals	0	0	0	0-0	0-0	0	0	0

REGULAR SEASON

Year	Team	GP	GS	TACKLES			SACKS		INTERCEPTIONS					FUMBLES				
				TT	Solo	Asst.	No.	Yards	No.	Yards	LG	TD	PD	FF	FR	Yards		
2012	Baltimore	3	0	0	0	0	0.0	0.0	0	0	0	0	0	0	0	0	0	0
2013	Baltimore	4	0	0	0	0	0.0	0.0	0	0	0	0	0	0	0	0	0	0
2014	Baltimore	7	6	27	22	5	0.0	0.0	0	0	0	0	3	0	0	0	0	0
Totals		14	6	27	22	5	0.0	0.0	0	0	0	0	3	0	0	0	0	0

SPECIAL TEAMS TACKLES (2): 2012 (1); 2014 (1)

CAREER SINGLE-GAME HIGHS (REGULAR SEASON)

Total Tackles:	Solo Tackles:
8 (12/14/14 vs. Jax.)	5 3 times (last: 12/14/14 vs. Jax.)
Sacks:	INTs:
None	None
Forced Fumbles:	Fumble Recoveries:
None	None
Passes Defensed:	
2 (12/14/14 vs. Jax.)	

Additional Statistics: Blocked a FGA at Cle. (9/21/14)

POSTSEASON

Year	Team	GP	GS	TACKLES			SACKS		INTERCEPTIONS					FUMBLES					
				TT	Solo	Asst.	No.	Yards	No.	Yards	LG	TD	PD	FF	FR	Yards			
2012	Baltimore	1	0	0	0	0	0.0	0.0	0	0	0	0	0	0	0	0	0	0	
2014	Baltimore	0	0	INJURED RESERVE - KNEE			--	--	--	--	--	--	--	--	--	--	--	--	--
Totals		1	0	0	0	0	0.0	0.0	0	0	0	0	0	0	0	0	0	0	

DEFENSIVE NUMBERS TO RAVE ABOUT

8-0

The Ravens' record since 2010 when producing a defensive TD. Only Kansas City (11-0) and Seattle (15-0) have also gone undefeated during this span when posting a D-TD.

19

Consecutive seasons the Ravens' defense has held opponents to a 4.0 rushing average or less, the NFL's longest such streak.

87

Goal-to-go TDs allowed by the Ravens since 2008, ranking as the NFL's fewest (Pittsburgh is next with 92).





BALTIMORE
RAVENS

39

TRAMAIN JACOBS
CORNERBACK | 5-11 | 191

COLLEGE: Texas A&M **HS:** Covington, Christian (Covington, LA)
BORN: 5/20/92, Covington, LA
EXP. (NFL/RAVENS): 2/2 **GP/GS (PLAYOFFS):** 3/0 (0/0)

TRANSACTIONS

Tramain Jacobs re-signed with Baltimore on 4/20/15...Placed on Injured Reserve (thigh) on 12/6/14...Signed to Baltimore's active roster from its practice squad on 11/4/14...Added to the Ravens' practice squad on 8/31/14...Waived by Baltimore on 8/30/14...Originally signed with the Ravens as a rookie free agent on 5/12/14.

CAREER

- Saw action in three games from scrimmage and on special teams before being placed on Injured Reserve (thigh) as a rookie in 2014
- Played in his first-career NFL game in the 21-7 victory vs. Ten. (11/9/14)

2014: (3/0, 0/0) Saw action from scrimmage and on special teams before being placed on Injured Reserve (thigh) on 12/6...Spent the first nine weeks of the season on the Ravens' practice squad

- Played both from scrimmage and on special teams in **game 12 vs. SD (11/30)** and **game 11 at NO (11/24)**
- Saw action in his first-career NFL game (on special teams) in the 21-7 victory in **game 10 vs. Ten. (11/9)** after being signed to the Ravens' active roster from their practice squad on 11/4

COLLEGE: Appeared in 26 games in two seasons for the Aggies, totaling 55 tackles (39 solo), 13 PD and 2 INTs...Racked up a career-high 33 tackles (23 solo), 9 PD and 1 INT in 13 games as a senior...Led the team with a career-high

10 tackles (8 solo), 1 TFL (-2 yards) and 1 PD against SMU... Contributed 22 tackles (16 solo), 4 PD and 1 INT in 13 games (two starts) as a junior for the Aggies...Prior to A&M, Jacobs played two seasons at Mississippi Gulf Coast Community College, where he posted 34 tackles, 13 PD and 2 INTs in 2011...Also had 2 FRs (returned one for a TD), and amassed 616 yards and 1 TD on 28 PRs and KORs...Had a season-high 10 tackles against Pearl River CC...Majored in agricultural leadership and development.

HIGH SCHOOL, PERSONAL: Prepped at Covington Christian (Covington, LA) HS, where he earned first-team Louisiana Class 5A All-State as a kick returner his senior year...Was ranked as the No. 6 DB nationally by *SuperPrep*...Also participated in track, placing in the region triple jump meet.

REGULAR SEASON

Year	Team	GP	GS	TACKLES			SACKS		INTERCEPTIONS					FUMBLES				
				TT	Solo	Asst.	No.	Yards	No.	Yards	LG	TD	PD	FF	FR	Yards		
2014	Baltimore	3	0	0	0	0	0.0	0.0	0	0	0	0	0	0	0	0	0	0
Totals		3	0	0	0	0	0.0	0.0	0	0	0	0	0	0	0	0	0	0

CAREER SINGLE-GAME HIGHS (REGULAR SEASON)

Total Tackles: None
Sacks: None
Forced Fumbles: None
Passes Defensed: None
Solo Tackles: None
INTs: None
Fumble Recoveries: None

REGULAR SEASON

Year	Team	GP	GS	TACKLES			SACKS		INTERCEPTIONS					FUMBLES				
				TT	Solo	Asst.	No.	Yards	No.	Yards	LG	TD	PD	FF	FR	Yards		
2014	Baltimore	0	0	INJURED RESERVE - THIGH			--	--	--	--	--	--	--	--	--	--	--	--
Totals		0	0	0	0	0	0.0	0.0	0	0	0	0	0	0	0	0	0	0

DID YOU KNOW?

Entering 2015, the Ravens have produced 15 games where they have not allowed an opponent to score a TD since 2008, ranking as the NFL's second-best mark (SF, 18).



BALTIMORE
RAVENS

66

RYAN JENSEN
GUARD/CENTER | 6-4 | 310

COLLEGE: Colorado State - Pueblo HS: Fort Morgan (CO)
BORN: 5/27/91, Rangely, CO
EXP. (NFL/RAVENS): 2/2 GP/GS (PLAYOFFS): 1/0 (1/0)

TRANSACTIONS

Ryan Jensen was signed to the Ravens' active roster on 12/16/14...Signed to the Ravens' practice squad on 8/31/14...Was waived by Baltimore on 8/30/14...Was originally selected by the Ravens in the sixth round (203rd overall) of the 2013 NFL Draft...Jensen was the second of two Ravens' picks in the sixth round (DE Kapron Lewis-Moore, 200th overall).

CAREER

- Saw action in his first-career NFL game, playing on special teams in the 20-10 victory vs. Cle. (12/28/14)
- Was on the active roster, but listed as a game-day inactive for all 16 games as a rookie in 2013



2014: (1/0, 1/0) Played in his first-career regular season and postseason NFL games after being signed to the Ravens' active roster from their practice squad on 12/16

- Saw action in his first-career postseason game (on special teams) in the 30-17 victory in the **Wild Card game at Pit. (1/3/15)**
- Saw action in his first-career NFL game, playing on special teams in the 20-10 victory in the **season finale vs. Cle. (12/28)**
- Was a game-day inactive in **game 15 at Hou. (12/21)**
- Signed to the Ravens' active roster from their practice squad on 12/16

2013: (0/0) Was inactive (foot) for all 16 games as a rookie

COLLEGE: Played 46-consecutive games (including 44-consecutive starts) in four seasons at Colorado State-Pueblo...Started all 13 games, helping the Thunderwolves to a 12-1 record and berth in the NCAA Division II quarterfinals as a senior in 2012 while averaging 35.8 points and 442.2 yards per game...Paved the way for the offense to rush for 204.0 yards per game...Helped guide RB J.B. Mathews, who carried the ball 225 times for 1,176 yards and 13 TDs...Earned second-team All-American and first-team All-Super Region 3 honors by *Don Hansen's Football Gazette* and first-team All-Rocky Mountain Athletic Conference honors as a junior

in 2011...Was also nominated for the Gene Upshaw Award (Best Division II lineman) as he started all 11 games for the second-consecutive season...Helped pave the way for RB Jesse Lewis to earn All-Region honors...Named second-team All-Rocky Mountain Athletic Conference and second-team All-Colorado by the National Football Foundation after he started all 11 games, helping the Thunderwolves rush for 2,326 yards, ranking 16th best in the nation as a sophomore in 2010...Was an immediate starter as a true freshman in 2009...Played LT and helped the Thunderwolves improve from a bottom-10 rushing unit in 2008 to the nation's 14th-best rushing attack in 2009.

HIGH SCHOOL, PERSONAL: Prepped at Fort Morgan (CO) HS, earning first-team All-State honors as a senior...Also named All-Conference, helping Fort Morgan to a Colorado 3A State Championship berth...Posted 86 tackles and 12 sacks along the defensive line as a senior...Also played baseball...Has an older brother, Seth, who played football at the University of Nebraska.

COMMUNITY: Supports Ravens' team activities, including Ravens Draft Party and A Purple Evening, the team's annual women's event at M&T Bank Stadium...Also supported teammate Lardarius Webb's foundation by playing in his annual Charity Softball Game at M&T Bank Stadium.

LARGEST COMEBACK VICTORIES

DATE	OPPONENT	POINTS DOWN/		QUARTER	FINAL SCORE
		SCORE			
10/30/11	vs. Arizona	21 / 24-3		2nd	W, 30-27
11/12/06	at Tennessee	19 / 26-7		2nd	W, 27-26
11/23/03	vs. Seattle	17 / 41-24		4th	W, 44-41 OT
09/10/00	vs. Jacksonville	16 / 23-7		2nd	W, 39-36
11/14/04	at NY Jets	14 / 14-0		2nd	W, 20-17 OT
11/21/99	at Cincinnati	14 / 14-0		1st	W, 34-31
11/29/98	vs. Indianapolis	14 / 24-10		2nd	W, 38-31
10/27/96	vs. St. Louis	14 / 20-6		3rd	W, 37-31 OT



BALTIMORE
RAVENS

97

TIMMY JERNIGAN
DEFENSIVE TACKLE | 6-2 | 302

COLLEGE: Florida State **HS:** Columbia (Lake City, FL)

BORN: 9/24/92, Lake City, FL

EXP. (NFL/RAVENS): 2/2 **GP/GS (PLAYOFFS):** 12/3 (1/0)

TRANSACTIONS

Timmy Jernigan was selected by the Ravens in the second round (48th overall) of the 2014 NFL Draft...Elected to forego his senior season at Florida State to declare for the NFL Draft.

HONORS

- PFWA All-Rookie Team (2014)

CAREER

- Saw action in 12 games, including three starts (missed four games due to a knee injury), and contributed 23 tackles (11 solo) and 4 sacks (-27 yards) for a defense that finished second in the league (tied with Philadelphia) with 49 sacks (Buffalo - 54)
- Started his first-career game and responded with career highs in tackles (4 - tied), solo stops (3) and sacks (2) for a defense that posted a season-high 8 sacks and held the Jaguars to 28% (5 of 18) on third down in the 20-12 victory (12/14/14)
- His four sacks in 2014 are the most by a Ravens' rookie DT in team history



2014: (12/3, 1/0) Contributed 23 tackles (11 solo) and 4 sacks (-27 yards) for a defense that finished second in the league (tied with Philadelphia) with 49 sacks (Buffalo - 54)...Ravens allowed the sixth-fewest points per game (18.9) in 2014... Missed four games due to a knee injury

- Saw action in his first-career postseason game and had 2 tackles and 1 sack (-6 yards) for a defense that allowed just 14 yards rushing in the **Divisional Playoff game at NE (1/10/15)**
- Started and tied a career high with 4 tackles, including 2 solo, in **game 15 at Hou. (12/21)**
- Started his first-career game and responded with career highs in tackles (4 - tied), solo stops (3) and sacks (2), for a defense that posted a season-high 8 sacks and held the Jaguars to 28% (5 of 18) on third down in the 20-12 victory in **game 14 vs. Jax. (12/14)**
- Subbed and collected a career-high 4 tackles and his first-career sack (-9 yards) for a defense that allowed just 45 total yards in the second half in the 21-7 victory in **game 10 vs. Ten. (11/9)**
- Saw action in his first-career NFL game and recorded the first tackles of his career (finished the game with 2 stops) in the **season opener vs. Cin. (9/7)**

COLLEGE: Finished his Seminoles career after appearing in 40 games (16 starts), recording 139 tackles (73 solo), 25 TFL (-104 yards), 8.5 sacks (-63 yards), 1 PD and 1 FR...Helped FSU's defense rank third in the nation by allowing only 281.4 yards per game in 2013 when the Seminoles won the BCS National Championship over Auburn...Named First-team All-American by *The NFL Draft Report* and *ESPN.com*, Second-team All-American by Football Writers Association, *Associated Press*,

USA Today, *CBSSports.com* and *Sports Illustrated* and was a first-team All-Atlantic Coast Conference by league coaches after starting all 14 games and led all FSU defensive linemen, finishing third on the team with a career-high 63 tackles (35 solo) as a junior in 2013...Earned multiple All-American honors and first-team All-ACC recognition, leading the Seminoles in TFL (11 for -44 yards) and ranking second with 4.5 sacks (-32 yards)...FSU owned the country's 18th-best run defense (124.8 ypg), while capturing the BCS National Championship...Saw action in 13 games (two starts) and recorded 46 tackles (22 solo), including 1.5 sacks (-12 yards) and 8 TFL (-30 yards) as a sophomore in 2012...Helped FSU's defense lead the nation in fewest yards allowed per play (3.86), rank second in total defense (254.1 ypg), rank sixth in scoring defense (14.7 ppg) and sixth in rushing defense (92.3 ypg)...Played in 13 games and was the only true freshman on defense to play in every game, leading all interior defensive linemen with 30 tackles (16 solos)...Led his position group with 6 TFL (-30 yards) and 2.5 sacks (-19 yards)...Also posted a 12-yard FR return...Was named the recipient of the Devaughn Darling Award, given to the defense's top newcomer at the team's annual season-ending banquet...Majored in general studies.

HIGH SCHOOL, PERSONAL: Prepped at Columbia (Lake City, FL) HS, where he was rated a five-star defensive lineman by *Scout.com*...As a senior, Jernigan recorded 77 tackles, 32 TFL, 14 sacks and 1 INT...Was also used as a short-yardage RB, producing 4 TDs in goal-line situations...Earned U.S. Army All-American and All-USA first-team defense recognition from *USA Today* and was named to the 2010 All-First Coast first-team by the *Florida Times-Union*.

97 TIMMY JERNIGAN

2014

GAME-BY-GAME DEFENSE

RAVENS

Date/Opp.	TT	Solo	Asst.	Sacks	INT	PD	FF	FR
9/7 vs. Cin.	2	0	2	0-0	0-0	0	0	0
9/11 vs. Pit.	1	0	1	0-0	0-0	0	0	0
9/21 @ Cle.				INACTIVE - KNEE				
9/28 vs. Car.				INACTIVE - KNEE				
10/5 @ Ind.				INACTIVE - KNEE				
10/12 @ TB				INACTIVE - KNEE				
10/19 vs. Atl.	0	0	0	0-0	0-0	0	0	0
10/26 @ Cin.	2	1	1	0-0	0-0	0	0	0
11/2 @ Pit.	2	1	1	0-0	0-0	0	0	0
11/9 vs. Ten.	4	1	3	1-9	0-0	0	0	0
11/24 @ NO	0	0	0	0-0	0-0	0	0	0
11/30 vs. SD	1	1	0	1-0	0-0	0	0	0
12/7 @ Mia.	1	1	0	0-0	0-0	0	0	0
12/14 vs. Jax.	4	3	1	2-18	0-0	0	0	0
12/21 @ Hou.	4	2	2	0-0	0-0	0	0	0
12/28 vs. Cle.	2	1	1	0-0	0-0	0	0	0
Totals	23	11	12	4-27	0-0	0	0	0

Playoffs

1/3/15 @ Pit.				INACTIVE - FOOT/ANKLE				
1/10/15 @ NE	2	2	0	1-6	0-0	0	0	0
Totals	2	2	0	1-6	0-0	0	0	0



REGULAR SEASON

Year	Team	GP	GS	TACKLES			SACKS		INTERCEPTIONS					FUMBLES			
				TT	Solo	Asst.	No.	Yards	No.	Yards	LG	TD	PD	FF	FR	Yards	
2014	Baltimore	12	3	23	11	12	4.0	27.0	0	0	0	0	0	0	0	0	0
Totals		12	3	23	11	12	4.0	27.0	0	0	0	0	0	0	0	0	0

CAREER SINGLE-GAME HIGHS (REGULAR SEASON)

Total Tackles: 4 3 times (last: 12/21/14 at Hou.)	Solo Tackles: 3 (12/14/14 vs. Jax.)
Sacks: 2 (12/14/14 vs. Jax.)	INTs: None
Forced Fumbles: None	Fumble Recoveries: None
Passes Defensed: None	

POSTSEASON

Year	Team	GP	GS	TACKLES			SACKS		INTERCEPTIONS					FUMBLES			
				TT	Solo	Asst.	No.	Yards	No.	Yards	LG	TD	PD	FF	FR	Yards	
2014	Baltimore	1	0	2	2	0	1.0	6.0	0	0	0	0	0	0	0	0	0
Totals		1	0	2	2	0	1.0	6.0	0	0	0	0	0	0	0	0	0

M&T BANK STADIUM FIRSTS

M&T Bank Stadium opened to start the 1998 season, and the Ravens played their first game on Sept. 6 vs. the Steelers.

EVENT	OPPONENT	DATE	SCORE
FIRST WIN	Cincinnati Bengals	9/27/98	31-24, Ravens
FIRST LOSS	Pittsburgh Steelers	9/6/98	20-13, Steelers
FIRST PASSING TD (Jermaine Lewis from Eric Zeier, 64 Yards - fourth quarter)	Pittsburgh Steelers	9/6/98	20-13, Steelers
FIRST RUSHING TD (Priest Holmes, 3-Yard run - first quarter)	Cincinnati Bengals	9/27/98	31-24, Ravens
FIRST INTERCEPTION (Duane Starks - second quarter)	Pittsburgh Steelers	9/6/98	20-13, Steelers
FIRST FIELD GOAL (Matt Stover, 41 yards - first quarter)	Pittsburgh Steelers	9/6/98	20-13, Steelers
FIRST BLOCKED PUNT (Ed Reed - second quarter: Den. 16-yard line - Led to a Jamal Lewis TD 3 plays later)	Denver Broncos	9/30/02	34-23, Ravens



BALTIMORE
RAVENS

78

MARCEL JONES
GUARD/TACKLE | 6-7 | 337

COLLEGE: Nebraska HS: Trevor G. Browne (Phoenix, AZ)

BORN: 9/4/88, Phoenix, AZ

EXP. (NFL/RAVENS): 2/1 GP/GS (PLAYOFFS): 0/0 (0/0)

TRANSACTIONS

Marcel Jones was signed to the Ravens' practice squad on 9/1/14...Waived by New Orleans on 8/30/14...Signed to a Reserve/Future contract with the Saints on 1/14/14...Signed to New Orleans' practice squad on 9/1/13 after being waived by the Saints on 8/31/13...Originally selected by New Orleans in the seventh round (234th overall) of the 2012 NFL Draft.

CAREER

- Spent the entire 2014 season on the Ravens' practice squad after signing with Baltimore on 9/1/14
- Was on the New Orleans practice squad in 2013 and spent the 2012 season on the Saints' Injured Reserve list (knee)



2014: (with Baltimore – 0/0, 0/0) Spent the season on the Ravens' practice squad after signing with Baltimore on 9/1

2013: (with New Orleans – 0/0) Spent the entire season on the Saints' practice squad after seeing preseason action at guard and tackle

2012: (with New Orleans – 0/0) Placed on Injured Reserve (knee) on 9/8/12 after appearing in four preseason games as an offensive lineman and on special teams

COLLEGE: Appeared in 40 contests (21 starts) over four seasons at Nebraska...Played in 12 games (eight starts) as a senior in 2011, helping the Huskers rank 15th nationally in rushing offense (217.2 ypg) after seven 200-yard and three 300-yard efforts on the ground...Earned All-Big Ten honorable mention honors as a senior...Finished his collegiate career with Academic All-Big Ten accolades and a fourth-consecutive year on the Big 12 Commissioner's Honor Roll...Saw action in each of the final four games of his junior season in 2010, opening lanes for 265- and 214-yard rushing attacks against Colorado and Oklahoma, respectively...Started in 11 contests during the 2009 campaign, aiding in four 100-yard performances and a 1,000-yard rushing season by RB Roy Helu, Jr....Nebraska's

offensive line placed among the nation's Top 40 in fewest sacks allowed (19) his sophomore year...Emerg-ed as a redshirt freshman in 2008, appearing in all 13 contests (one start)...Helped the Huskers' offense achieve Top 20 rankings in total offense (322.8 ypg) and scoring (25.1 ppg) while also contributing to the FG and PAT units...Awarded first-team Academic All-Big 12 honors from 2008-09...Named to the Brook Berringer Citizenship Team (2009-11) for his dedication to community service through Nebraska's nationally-recognized Life Skills program...Earned his bachelors' degree in construction management.

HIGH SCHOOL, PERSONAL: Prepped at Trevor G. Browne (Phoenix, AZ) HS...Named to the Arizona 5A All-State honorable mention list his senior year...Also played center in basketball, leading his team to a 27-3 record and Top 5 ranking in Class 5A during the 2006-07 season...Received All-Region recognition as a junior for his performance on the court...Finished in the Top 20 of his class in academic standing.

TOP OFFENSIVE OUTPUTS

The Ravens' Top 5 all-time single-game offensive outputs have come during the John Harbaugh/QB Joe Flacco Era (2008-14). In 2014's Week 6 win at Tampa Bay, Baltimore posted the ninth-most total net yards in team history (475), a figure that stood as a 2014 high and the seventh most during the Harbaugh/Flacco tenure.

RAVENS TOP TOTAL NET YARDS (Single-Game History)

Yards	Game/Date	Results
553	9/25/11 at STL	W, 37-7
548	12/13/09 vs. Det.	W, 48-3
533	12/23/12 vs. NYG	W, 33-14
503	9/23/12 vs. NE	W, 31-30
501	9/13/09 vs. KC	W, 38-24



BALTIMORE
RAVENS

44

KYLE JUSZCZYK

FULLBACK | 6-1 | 248

COLLEGE: Harvard HS: Cloverleaf (Lodi, OH)

BORN: 4/23/91, Medina, OH

EXP. (NFL/RAVENS): 3/3 GP/GS (PLAYOFFS): 32/14 (2/1)

TRANSACTIONS

Kyle Juszczyk was selected by the Ravens in the fourth round (130th overall) of the 2013 NFL Draft.

HONORS

- Pro Bowl first alternate (2014)

CAREER

- Saw action in all 16 games (14 starts) and netted 19 receptions for 182 yards and 1 TD in 2014...Also helped the Ravens establish franchise single-season records in yards (5,838) and points scored (409)
- Posted his first-career reception (finished the game with 3 catches for 54 yards) and his first-career TD (9-yarder) in the 23-21 victory at Cle. (9/21/14)
- Played in all 16 games (recording 5 special teams tackles) as a rookie in 2013
- Saw action in his first-career NFL game and posted his first-career ST tackle at Den. (9/5/13)



2014: (16/14, 2/1) Netted 19 receptions for 182 yards and 1 TD...Also helped the Ravens establish franchise single-season records in yards (5,838) and points scored (409)

- Saw action in both postseason contests (one start) and tied for third on the team (Marlon Brown) with 6 receptions for 45 yards for an offense that produced 727 yards and 61 points...Added 4 special teams tackles in two playoff games
- Subbed (Ravens started the game in a three-WR set) and recorded postseason career highs in receptions (4) and receiving yards (29) and helped RB Justin Forsett rush for 129 yards (third most in Ravens' postseason history) in the **Divisional Playoff game at NE (1/10/15)**
- Started his first-career postseason game and netted 2 receptions for 16 yards and tied for the team lead (Marlon Brown) with 2 special teams tackles in the 30-17 victory in the **Wild Card game at Pit. (1/3/15)**
- Helped the Ravens total 215 rushing yards (2 TDs) on 32 attempts (6.7 yards per carry) and netted a career-high-tying 3 receptions for 21 yards in the 34-27 victory in **game 11 at NO (11/24)**
- Started and posted his first-career reception (finished the game with 3 catches for 54 yards) and his first-career TD (9-yarder) in the 23-21 victory in **game 3 at Cle. (9/21)**
- Started for the first time in his career and helped protect QB Joe Flacco, allowing him to set career highs in passing attempts (62 - tied), completions (35) and long pass (80 yards)...Also opened holes, helping the Ravens average 4.7 yards per carry in the **season opener vs. Cin. (9/7)**

2013: (16/0) Saw action in all 16 games as a rookie, finishing with 5 special teams tackles and 1 FR

- Played on special teams and recorded his first-career KOR, good for 8 yards, in **game 10 at Chi. (11/17)**
- Saw action in his first-career NFL game and posted his first-career ST tackle in **game 1 at Den. (9/5)**

COLLEGE: Earned numerous first-team All-American honors after he posted 52 receptions for 706 receiving yards (13.6 avg.) and 8 TDs, which tie for second in single-season Harvard history, as a senior in 2012...Ranked fifth in the Ivy League, averaging 70.6 receiving yards per game and seventh with 5.2 receptions per contest, helping Harvard finish with an 8-2 overall record...Tallied 15 receptions against Princeton, the second most by a Harvard player in single-game school history...Also had 192 receiving yards, fourth all time in Crimson annals...Started all 10 games and led all Ivy League TEs and Harvard receivers with 37 catches, compiling 512 yards (13.8 avg.) and a team-high-tying 7 TDs as a junior in 2011...Helped the Crimson produce a 9-1 record, winning nine-straight games to close out the season and earn the school's seventh outright Ivy League football title...Earned honorable mention All-Ivy League honors after finishing second on the team with 25 receptions for 234 yards (9.4 avg.) and a team-high 4 TDs as a sophomore in 2010..Posted 11 catches for 124 yards (11.3 avg.) and 3 TDs as a freshman in 2009...Added 7 tackles (3 solo) on special teams...Majored in economics at Harvard.

HIGH SCHOOL, PERSONAL: Prepped at Cloverleaf (Lodi, OH) HS, where he played LB, RB, WR and QB...Was a two-time captain who earned first-team All-Suburban League and All-Medina County honors during his junior and senior campaigns...Played TE as a junior and QB, RB, WR and LB as

44 KYLE JUSZCZYK

a senior, when he led the team in both receiving and rushing yards in 2008...Earned a total of six varsity letters, also playing basketball and track...Was a National Honor Society member who received Ohio Math League recognition...Great uncle, Rich "Dickie" Moore was a DT at Villanova before being selected by Green Bay with the 12th pick in the first round of the 1969 NFL Draft...**Name is pronounced YOOZ-check.**

COMMUNITY: Supports Ravens' team activities, including Ravens Draft Party, Beach Bash in Ocean City and A Purple Evening, the team's annual women's event at M&T Bank Stadium...Promotes PLAY 60, the NFL's movement to get children active for at least 60 minutes a day...Participated in a PLAY 60 kickoff assembly at Essex Elementary (Oct. 2013) and led football drills for more than 150 kids at Coca-Cola's youth fitness event Live Positively: Get the Ball Rolling, an initiative designed to educate youth about the importance of healthy living...Supported teammates charitable initiatives, including Jacoby Jones' Charity Bowling Night.

2014

GAME-BY-GAME OFFENSE

RAVENS Date/Opp.	RUSHING					RECEIVING				
	No.	Yds.	Avg.	LG	TD	No.	Yds.	Avg.	LG	TD
9/7 vs. Cin.	0	0	0.0	0	0	0	0	0.0	0	0
9/11 vs. Pit.	0	0	0.0	0	0	0	0	0.0	0	0
9/21 @ Cle.	0	0	0.0	0	0	3	54	18.0	33	1
9/28 vs. Car.	0	0	0.0	0	0	2	8	4.0	6	0
10/5 @ Ind.	0	0	0.0	0	0	0	0	0.0	0	0
10/12 @ TB	0	0	0.0	0	0	2	29	14.5	18	0
10/19 vs. Atl.	0	0	0.0	0	0	1	4	4.0	4	0
10/26 @ Cin.	0	0	0.0	0	0	1	21	21.0	21	0
11/2 @ Pit.	0	0	0.0	0	0	1	12	12.0	12	0
11/9 vs. Ten.	0	0	0.0	0	0	3	26	8.7	16	0
11/24 @ NO	0	0	0.0	0	0	3	21	7.0	8	0
11/30 vs. SD	0	0	0.0	0	0	0	0	0.0	0	0
12/7 @ Mia.	0	0	0.0	0	0	2	3	1.5	8	0
12/14 vs. Jax.	0	0	0.0	0	0	1	4	4.0	4	0
12/21 @ Hou.	0	0	0.0	0	0	0	0	0.0	0	0
12/28 vs. Cle.	0	0	0.0	0	0	0	0	0.0	0	0
Totals	0	0	0.0	0	0	19	182	9.6	33	1
Playoffs										
1/3/15 @ Pit.	0	0	0.0	0	0	2	16	8.0	9	0
1/10/15 @ NE	0	0	0.0	0	0	4	29	7.3	11	0
Totals	0	0	0.0	0	0	6	45	7.5	11	0

2013

GAME-BY-GAME OFFENSE

RAVENS Date/Opp.	RUSHING					RECEIVING				
	No.	Yds.	Avg.	LG	TD	No.	Yds.	Avg.	LG	TD
9/5 @ Den.	SAW ACTION ON SPECIAL TEAMS									
9/15 vs. Cle.	0	0	0.0	0	0	0	0	0.0	0	0
9/22 vs. Hou.	0	0	0.0	0	0	0	0	0.0	0	0
09/29 @ Buf.	0	0	0.0	0	0	0	0	0.0	0	0
10/6 @ Mia.	0	0	0.0	0	0	0	0	0.0	0	0
10/13 vs. GB	0	0	0.0	0	0	0	0	0.0	0	0
10/20 @ Pit.	0	0	0.0	0	0	0	0	0.0	0	0
11/3 @ Cle.	0	0	0.0	0	0	0	0	0.0	0	0
11/10 vs. Cin.	0	0	0.0	0	0	0	0	0.0	0	0
11/17 @ Chi.	SAW ACTION ON SPECIAL TEAMS									
11/24 vs. NYJ	SAW ACTION ON SPECIAL TEAMS									
11/28 vs. Pit.	SAW ACTION ON SPECIAL TEAMS									
12/8 vs. Min.	SAW ACTION ON SPECIAL TEAMS									
12/16 @ Det.	SAW ACTION ON SPECIAL TEAMS									
12/22 vs. NE	SAW ACTION ON SPECIAL TEAMS									
12/29 @ Cin.	SAW ACTION ON SPECIAL TEAMS									
Totals	0	0	0.0	0	0	0	0	0.0	0	0

REGULAR SEASON

Year	Team	GP	GS	RUSHING					RECEIVING				
				No.	Yards	Avg.	LG	TD	No.	Yards	Avg.	LG	TD
2013	Baltimore	16	0	0	0	0.0	0	0	0	0	0.0	0	0
2014	Baltimore	16	14	0	0	0.0	0	0	19	182	9.6	33	1
Totals		32	14	0	0	0.0	0	0	19	182	9.6	33	1

SPECIAL TEAMS TACKLES (7): 2013 (5); 2014 (2)


CAREER SINGLE-GAME HIGHS (REGULAR SEASON)

RUSHING	RECEIVING
Carries: None	Receptions: 3 3 times (last: 11/24/14 at NO)
Yardage: None	Yardage: 54 (9/21/14 at Cle.)
Long Gain: None	Long Gain: 33 (9/21/14 at Cle.)
Touchdowns: None	Touchdowns: 1 (9/21/14 at Cle.)

Additional Statistics: Has 4 KORs for 45 yards (11.3 avg.)

POSTSEASON

Year	Team	GP	GS	RUSHING					RECEIVING				
				No.	Yards	Avg.	LG	TD	No.	Yards	Avg.	LG	TD
2014	Baltimore	2	1	0	0	0.0	0	0	6	45	7.5	11	0
Totals		2	1	0	0	0.0	0	0	6	45	7.5	11	0



BALTIMORE
RAVENS

4

SAM KOCH
PUNTER | 6-1 | 219

COLLEGE: Nebraska HS: Seward (NE)

BORN: 8/13/82, York, NE

EXP. (NFL/RAVENS): 10/10 GP/GS (PLAYOFFS): 144/0 (16/0)

TRANSACTIONS

Sam Koch was originally drafted by the Ravens in the sixth round (203rd overall) of the 2006 NFL Draft.

HONORS

- Two-time Pro Bowl first alternate (2014, 2010)
- AFC Special Teams Player of the Week (Week 16, 2008)
- Ravens Roost Extra Effort Award (2008)

CAREER

- Enters 2015 having played in a franchise record 144-consecutive games
- Owns franchise records with 708 punts for 31,870 yards and a 45.0 career gross average...His 39.0 career net average also ranks first in team history
- His 251 career punts inside the 20 rank first on the Ravens' all-time list (Kyle Richardson is second with 128)...251 are the fourth most in the NFL since 2006
- Played in his franchise-record 130th-consecutive game (now 144), passing OLB Jarret Johnson (2003-11) for the longest streak in Ravens franchise history in the 26-6 victory vs. Pit. (9/11/14)
- Led the NFL in net punting average (43.3) in 2014, a figure that ranks as the fourth-best mark in league history...Punted 60 times for 2,841 yards, finishing third in the NFL with a 47.4 average...Also placed 26 punts inside the 20
- Scored his first-career TD, scrambling for a 7-yard run on a fake FGA in the 55-20 victory vs. Oak. (11/11/12)
- Led the AFC and was second in the NFL, placing a career-high 39 punts inside the 20 in 2010
- Koch's 43.3 net punting average and 47.4 gross punting average in 2014 are both Ravens' single-season records
- Blasted a team-record 74-yard punt at Hou. (11/9/08)



2014: (16/0, 2/0) Played in his franchise-record 144th-consecutive game and led the NFL in net punting average (43.3), a figure that ranks as the fourth-best mark in league history...Punted 60 times for 2,841 yards, finishing third in the NFL with a 47.4 gross average...Also placed 26 punts inside the 20

- Played in both postseason contests, punting 5 times for 250 yards, averaging a postseason-career-high 50.0 yards per punt, including a long of 53
- Booted 2 punts for 126 yards (63.0 avg.), including a 73-yarder (second longest of his career and in team history), placing both inside the 20 in the 34-27 victory in **game 11 at NO (11/24)**
- Punted 6 times for 255 yards (42.5 avg.), placing a career-high-tying 5 inside the 20 (did not allow a return on all 6 boots) in **game 9 at Pit. (11/2)**
- Booted 4 punts for 157 yards, helping him cross the 30,000-yard mark (finished the game with 30,017 career punting yards), placing 2 inside the 20, in the 29-7 victory in **game 7 vs. Atl. (10/19)**
- Punted twice for 119 yards for a 59.5 avg., placing 1 inside the 20 with a long of 63, in **game 6 at TB (10/12)**

- Played in his franchise-record 130th-consecutive game, passing OLB Jarret Johnson (2003-11) for the longest streak in Ravens franchise history in the 26-6 victory in **game 2 vs. Pit. (9/11)**...Punted twice for 110 yards (55.0 avg.) with a long of 56 against the Steelers

2013: (16/0) Posted career highs in punts (90) and punting yards (4,138), while averaging 46.0 yards per punt (38.9 net)... Placed 27 punts inside the 20

- Punted 4 times for 212 yards (53.0 avg.), including a 64-yarder, in **game 15 vs. NE (12/22)**
- Punted 6 times for 328 yards, to produce a Ravens' single-game record (min. 4 punts) 54.7 average, including a season-high 69-yard boot in the 29-26 win in **game 13 vs. Min. (12/8)**
- Punted 8 times for 355 yards (44.4 avg.), including placing 3 inside the 20, in the 20-17 overtime win in **game 9 vs. Cin. (11/10)**...Koch's fourth child (daughter, Gianna) was born at 2:04 a.m. the day of the Bengals' game
- Booted 6 punts for 291 yards (48.5 avg.), placing 3 inside the 20, in the 14-6 victory in **game 2 vs. Cle. (9/15)**

4 SAM KOCH

- Punted 9 times (10, with 1 punt blocked) for 456 yards (45.6 avg.), with a long of 61, and placed 2 inside the 20 (his 200th-career punt inside the 20) in **game 1 at Den. (9/5)**

2012: (16/0, 4/0) Punted 83 times for 3,911 yards for a then-career-high and franchise-record 47.1 gross avg., including placing 28 inside the 20-yard line...Established a then-career high and franchise record with a 40.8 net punting average... Also rushed 2 times for 17 yards and a TD on a fake FG and punt

- Punted 7 times for 256 yards (36.6 avg.) and carried the ball 1 time for 10 yards, picking up a first down on a fake punt, in **game 16 at Cin. (12/30)**
- Scored his first-career TD, scrambling for a 7-yard run on a fake FGA in the 55-20 victory in **game 9 vs. Oak. (11/11)**... Also punted 4 times for 210 yards (52.5 avg.), placing 1 inside the 20 against the Raiders
- Played in his 100th-career game and punted 7 times for 322 yards (46.0 avg.), including placing 3 inside the 20, in the 23-16 victory in **game 4 vs. Cle. (9/27)**
- Punted 22 times for 1,013 yards (46.0 avg.) – placing 8 inside the 20 – with a long of 60 in four playoff games... Also recorded a ST tackle
- Booted 3 punts for 141 yards (47.0 avg.), with a long of 56, and posted a tackle in the 34-31 victory in **Super Bowl XLVII vs. SF (2/3/13)**...Also had a 61-yard free kick after taking a safety to run off the clock at the end of the game against San Francisco
- Punted 8 times for 386 yards (48.3 avg.), placing 6 inside the 20, in the 38-35 double-overtime win in the **Divisional game at Den. (1/12/13)**...The 6 punts inside the 20 tied a single-game NFL playoff record

2011: (16/0, 2/0) Punted 73 times for 3,393 yards, producing a then-career-high 46.5 gross average...Blasted a long of 63 and placed 21 inside the 20-yard-line

- Averaged a season-high 56.0 yards per punt (2 for 112 yards), placing 1 inside the 20, in **game 14 at SD (12/18)**
- Punted 9 times for a career-high 470 yards, placing 3 inside the 20, in **game 6 at Jax. (10/24)**

- Punted 5 times for 236 yards (47.2 avg.), including a long of 62, in the 35-7 victory in the **season opener vs. Pit. (9/11)**... Also scored the first points of his career on a PAT, running for a 2-point conversion

• Averaged 47.6 yards per punt (13 for 619 yards) in the postseason, with a long of 64 (second longest in Ravens postseason history), and placed 2 inside the 20

- Established a then-Ravens' postseason single-game franchise-record with 444 yards on 9 punts (49.3 avg.), including a long of 64, in the 20-13 victory in the **Divisional Playoff vs. Hou. (1/15/12)**

2010: (16/0, 2/0) Finished second in the NFL with a career-high and franchise-record-tying 39 punts inside the 20 (Kyle Richardson in 1999) while punting 81 times for 3,530 yards for a 43.6 avg...Ranked second in the AFC with a 39.2 net average

- Blast 7 punts for 318 yards (45.4 avg.) and placed a career-high-tying 5 inside the 20 in the 34-28 overtime victory in **game 13 at Hou. (12/13)**
- Punted 5 times (moving him into first place for the most punts in franchise history) for 233 yards (46.6 avg.), placing 1 inside the 20, in **game 10 at Car. (11/21)**
- Did not punt, but completed a pass on a fake punt to CB Cary Williams (13 yards) to convert a fourth-and-10 in the 26-10 win in **game 8 vs. Mia. (11/7)**
- Punted 5 times for 221 yards (44.2 avg.), placing 3 inside the 20, becoming the Ravens' all-time leader with his 129th (Kyle Richardson - 128) in the 37-34 victory in **game 7 vs. Buf. (10/24)**
- Booted 9 punts for 404 yards (44.9 avg.), placing a career-high 5 kicks inside the 20, in **game 6 at NE (10/17)**
- Punted 6 times for 277 yards (46.2 avg.), while placing 4 inside the 20, in two playoff games

2009: (16/0, 2/0) Punted 73 times for 3,188 yards (43.7 avg.), placing 26 inside the 20

- Punted 7 times for 293 yards (41.9 avg.), placing 4 inside the 20, in the 16-0 win in **game 9 at Cle. (11/16)**
- Booted 5 punts for 249 yards (49.8 avg.), placing 2 inside the 20 with a long of 57, in **game 8 at Cin. (11/8)**

SOARING WITH SAM

P Sam Koch, a 2014 and 2010 Pro Bowl first alternate, owns a 45.0 career gross average and 39.0 career net average, both marks that rank first in Ravens history. In 2014, Koch posted a career-high and Ravens franchise-record 47.4-yard gross average and an NFL-leading 43.3-yard net average, shattering his previous personal bests.

CAREER GROSS PUNTING AVG. (Ravens History)

Rk.	Player	Avg.
1.	Sam Koch	45.0
2.	Greg Montgomery	43.2
3.	Dave Zastudil	41.6

CAREER NET PUNTING AVG. (Ravens History)

Rk.	Player	Avg.
1.	Sam Koch	39.0
2.	Greg Montgomery	37.2
3.	Kyle Richardson	35.4

4 SAM KOCH

- Booted 6 punts for 272 yards (45.3 avg.), placing 2 inside the 20 with a long of 60, in **game 5 vs. Cin. (10/11)**
 - Punted 5 times for 238 yards (47.6 avg.), including a then-postseason career-long 59-yard boot in the **Divisional Playoff at Ind. (1/16/10)**
- 2008: (16/0, 3/0)** Finished sixth in the NFL with a then-career-high 3,777 yards (45.0 avg. on 84 punts) and ranked fifth in the league with a 39.9 net average...Koch also led the AFC and was second in the NFL, placing a then-career-high 34 punts inside the 20...Also led the NFL with 18 punts inside the 10...Blasted a career-high and franchise-record 74-yard boot against Houston on 11/9/08
- Earned AFC Special Teams Player of the Week honors, punting 5 times for 261 yards (52.2 avg.), with a long of 61, and placed 2 inside the 20 in **game 15 at Dal. (12/20)**...Also carried the ball (first-career rush) for 9 yards and a first

down on fourth-and-6 on a fake FG from the Cowboys' 22-yard line...Fake led to a TD two plays later

- Booted 4 punts for 200 yards (50.0-yard average), with a franchise-record and career-long 74-yard kick in **game 9 at Hou. (11/9)**
- Blasted 3 punts for 177 yards for a career-high 59.0-yard average, including a 67-yard boot in **game 6 at Mia. (10/19)**
- Punted 20 times for 845 yards (42.3 avg.), with a long of 52 in the postseason, pinning 7 inside the 20

2007: (16/0) Punted 78 times for 3,397 yards for a 43.6-yard average...Koch also placed 20 kicks inside the 20 and added 1 special teams tackle...Punted a career-high 10 times for 436 yards (43.6 average), with a long of 55 in **game 8 at Pit. (11/5)**

2006: (16/0, 1/0) Saw action in all 16 games, punting 86 times for 3,695 yards for a 43.0 average and placing 30 inside the 20 (fourth most in the NFL)...Koch also finished the year tied

2014

GAME-BY-GAME PUNTING RAVENS

Date/Opp.	No.	Yards	Avg.	Net Avg.	LG	In 20	TB	BLK
9/7 vs. Cin.	4	169	42.3	31.0	52	2	0	0
9/11 vs. Pit.	2	110	55.0	48.5	56	0	0	0
9/21 @ Cle.	3	152	50.7	44.0	58	1	1	0
9/28 vs. Car.	1	39	39.0	39.0	39	1	0	0
10/5 @ Ind.	5	242	48.4	47.0	69	3	0	0
10/12 @ TB	2	119	59.5	46.0	63	1	1	0
10/19 vs. Atl.	4	157	39.3	37.8	47	2	0	0
10/26 @ Cin.	1	50	50.0	50.0	50	0	0	0
11/2 @ Pit.	6	255	42.5	42.5	58	5	0	0
11/9 vs. Ten.	7	317	45.3	43.9	69	4	0	0
11/24 @ NO	2	126	63.0	59.5	73	2	0	0
11/30 vs. SD	1	39	39.0	39.0	39	0	0	0
12/7 @ Mia.	4	181	45.3	42.3	48	0	0	0
12/14 vs. Jax.	4	203	50.8	47.3	58	2	0	0
12/21 @ Hou.	8	403	50.4	44.9	57	1	1	0
12/28 vs. Cle.	6	279	46.5	40.7	60	2	1	0
Totals	60	2,841	47.4	43.3	73	26	4	0

Playoffs

1/3/15 @ Pit.	1	49	49.0	24.5	49	0	0	1
1/10/15 @ NE	4	201	50.3	39.0	53	0	0	0
Totals	5	250	50.0	34.2	53	0	0	1

2013

GAME-BY-GAME PUNTING RAVENS

Date/Opp.	No.	Yds	Avg.	Net	LG	In 20	TB	BK
9/5 @ Den.	9	456	45.6	39.3	61	2	0	1
9/15 vs. Cle.	6	291	48.5	45.3	56	3	0	0
9/22 vs. Hou.	4	194	48.5	44.0	56	0	0	0
9/29 @ Buf.	7	331	47.3	42.4	53	2	0	0
10/6 @ Mia.	5	171	34.2	32.0	53	2	0	0
10/13 vs. GB	9	375	41.7	31.9	61	2	1	0
10/20 @ Pit.	3	126	42.0	29.3	43	1	1	0
11/3 @ Cle.	7	298	42.6	34.9	55	2	2	0
11/10 vs. Cin.	8	355	44.4	36.6	55	3	0	0
11/17 @ Chi.	4	177	44.3	39.3	51	0	1	0
11/24 vs. NYJ	6	273	45.5	37.8	64	3	1	0
11/28 vs. Pit.	1	26	26.0	26.0	26	1	0	0
12/8 vs. Min.	6	328	54.7	45.7	69	2	2	0
12/16 @ Det.	5	240	48.0	42.8	53	2	0	0
12/22 vs. NE	4	212	53.0	45.3	64	1	1	0
12/29 @ Cin.	6	285	47.5	41.7	55	1	0	0
Totals	90	4,138	46.0	38.9	69	27	9	1

2012

GAME-BY-GAME PUNTING RAVENS

Date/Opp.	No.	Yds	Avg.	Net	LG	In 20	TB	BK
9/10 vs. Cin.	2	87	43.5	34.0	50	1	0	0
9/16 @ Phi.	5	251	50.2	44.2	56	2	1	0
9/23 vs. NE	3	136	45.3	35.0	52	2	1	0
9/27 vs. Cle.	7	322	46.0	32.6	55	3	2	0
10/7 @ KC	5	232	46.4	39.8	56	2	0	0
10/14 vs. Dal.	3	135	45.0	41.7	52	0	0	0
10/21 @ Hou.	5	253	50.6	48.8	57	1	0	0
11/4 @ Cle.	7	313	44.7	34.1	54	1	1	0
11/11 vs. Oak.	4	210	52.5	52.5	58	1	0	0
11/18 @ Pit.	8	372	46.5	42.5	54	4	1	0
11/25 @ SD	8	370	46.3	42.4	58	3	1	0
12/2 vs. Pit.	5	253	50.6	48.8	57	2	0	0
12/9 @ Was.	5	251	50.2	30.2	59	2	0	0
12/16 vs. Den.	7	353	50.4	45.7	57	2	0	0
12/23 vs. NYG	2	117	58.5	52.5	60	1	0	0
12/30 @ Cin.	7	256	36.6	35.7	60	1	0	0
Totals	83	3,911	47.1	40.8	60	28	7	0

Playoffs

1/6/13 vs. Ind.	4	173	43.3	33.3	60	1	2	0
1/12/13 @ Den.	8	386	48.3	37.0	58	6	0	0
1/20/13 @ NE	7	313	44.7	36.7	59	1	0	0
2/3/13 @ SF	3	141	47.0	23.0	56	0	2	0
Totals	22	1,013	46.0	34.3	60	8	4	0



4 SAM KOCH

2011

GAME-BY-GAME PUNTING

RAVENS

Date/Opp.	No.	Yards	Avg.	Net Avg.	LG	In 20	TB	BLK
9/11 vs. Pit.	5	236	47.2	41.8	62	0	1	0
9/18 @ Ten.	5	225	45.0	41.6	54	1	0	0
9/25 @ STL	2	89	44.5	34.5	49	1	1	0
10/2 vs. NYJ	7	310	44.3	36.9	58	3	2	0
10/16 vs. Hou.	2	90	45.0	43.0	48	1	0	0
10/24 @ Jax.	9	470	52.2	45.9	58	3	1	0
10/30 vs. Ari.	5	219	43.8	21.4	48	2	0	0
11/6 @ Pit.	2	90	45.0	34.5	46	0	0	0
11/13 @ Sea.	4	188	47.0	44.0	57	2	0	0
11/20 vs. Cin.	8	391	48.9	45.9	61	3	0	0
11/24 vs. SF	4	170	42.5	37.5	50	2	1	0
12/4 @ Cle.	3	108	36.0	26.3	54	0	1	0
12/11 vs. Ind.	3	145	48.3	45.7	54	2	0	0
12/18 @ SD	2	112	56.0	46.0	57	1	1	0
12/24 vs. Cle.	5	223	44.6	27.8	53	0	0	0
1/1/12 @ Cin.	7	327	46.7	37.4	63	0	1	0
Totals	73	3,393	46.5	38.6	63	21	9	0
Playoffs								
1/15/12 vs. Hou.	9	444	49.3	44.4	64	1	2	0
1/22/12 @ NE	4	175	43.8	42.0	51	1	0	0
Totals	13	619	47.6	43.7	64	2	2	0

2009

GAME-BY-GAME PUNTING

RAVENS

Date/Opp.	No.	Yards	Avg.	TB	In 20	LG	Net	BLK
9/13 vs. KC	2	87	43.5	0	1	56	29.0	1
9/20 @ SD	4	166	41.5	0	3	44	41.5	0
9/27 vs. Cle.	4	176	44.0	0	2	48	37.5	0
10/4 @ NE	3	139	46.3	0	2	57	42.0	0
10/11 vs. Cin.	6	272	45.3	1	2	60	37.7	0
10/18 @ Min.	7	342	48.9	2	0	54	38.1	0
11/1 vs. Den.	4	177	44.3	1	0	51	38.0	0
11/8 @ Cin.	5	249	49.8	1	2	57	40.8	0
11/16 @ Cle.	7	293	41.9	0	4	56	39.3	0
11/22 vs. Ind.	2	86	43.0	0	0	47	42.0	0
11/29 vs. Pit.	6	252	42.0	0	1	51	37.2	0
12/7 @ GB	5	235	47.0	0	1	53	45.4	0
12/13 vs. Det.	2	81	40.5	0	2	43	40.5	0
12/20 vs. Chi.	7	275	39.3	0	3	56	28.4	0
12/27 @ Pit.	4	146	36.5	0	2	52	32.3	0
1/3/10 @ Oak.	5	212	42.4	0	1	50	41.0	0
Totals	73	3,188	43.7	5	26	60	37.9	1
Playoffs								
1/10/10 @ NE	4	136	34.0	0	2	46	27.0	0
1/16/10 @ Ind.	5	238	47.6	0	1	59	41.8	0
Totals	9	374	41.6	0	3	59	35.2	0

2007

GAME-BY-GAME PUNTING

RAVENS

Date/Opp.	No.	Yards	Avg.	TB	In 20	LG	Net	BLK
9/10 @ Cin.	5	223	44.6	1	2	51	38.8	0
9/16 vs. NYJ	6	285	47.5	2	1	62	39.8	0
9/23 vs. Ari.	3	94	31.3	0	2	57	27.0	0
9/30 @ Cle.	0	0	0.0	0	0	0	0.0	0
10/7 @ SF	7	291	41.6	1	3	47	34.6	0
10/14 vs. STL	5	254	50.8	1	1	64	42.4	0
10/21 @ Buf.	6	305	50.8	2	2	61	34.7	0
11/5 @ Pit.	10	436	43.6	0	0	55	37.7	0
11/11 vs. Cin.	3	110	36.7	0	2	52	30.3	0
11/18 vs. Cle.	4	194	48.5	0	0	57	33.3	0
11/25 @ SD	6	222	37.0	0	1	45	34.2	0
12/3 vs. NE	5	191	38.2	0	1	46	38.0	0
12/9 vs. Ind.	1	35	35.0	0	0	35	17.5	1
12/16 @ Mia.	4	200	50.0	1	0	62	37.3	0
12/23 @ Sea.	9	369	41.0	1	3	47	33.8	0
12/30 vs. Pit.	4	188	47.0	0	2	56	45.5	0
Totals	78	3,397	43.6	9	20	64	36.0	1

2010

GAME-BY-GAME PUNTING

RAVENS

Date/Opp.	No.	Yards	Avg.	Net Avg.	LG	In 20	TB	BLK
9/13 @ NYJ	6	244	40.7	30.3	56	2	0	0
9/19 @ Cin.	7	257	36.7	35.9	51	4	0	0
9/26 vs. Cle.	3	146	48.7	48.7	60	1	0	0
10/3 @ Pit.	3	126	42.0	40.7	47	3	0	0
10/10 vs. Den.	4	174	43.5	38.5	53	1	1	0
10/17 @ NE	9	404	44.9	40.1	59	5	0	0
10/24 vs. Buf.	5	221	44.2	44.2	52	3	0	0
11/7 vs. Mia.	0	0	0.0	0.0	0	0	0	0
11/11 @ Atl.	4	198	49.5	45.5	53	3	0	0
11/21 @ Car.	5	233	46.6	37.2	60	1	1	0
11/28 vs. TB	7	305	43.6	38.6	58	3	1	0
12/5 vs. Pit.	6	239	39.8	34.7	48	3	1	0
12/13 @ Hou.	7	318	45.4	43.1	58	5	0	0
12/19 vs. NO	5	193	38.6	36.8	46	2	0	0
12/26 @ Cle.	3	137	45.7	40.0	50	1	0	0
1/2/11 vs. Cin.	7	335	47.9	40.9	59	2	0	0
Totals	81	3,530	43.6	39.2	60	39	4	0
Playoffs								
1/9/11 @ KC	2	62	31.0	31.0	36	2	0	0
1/15/11 @ Pit.	4	215	53.8	43.3	61	2	1	0
Totals	6	277	46.2	39.2	61	4	1	0

2008

GAME-BY-GAME PUNTING

RAVENS

Date/Opp.	No.	Yards	Avg.	TB	In 20	LG	Net	BLK
9/7 vs. Cin.	5	241	48.2	0	1	57	46.0	0
9/21 vs. Cle.	3	146	48.7	0	0	59	40.7	0
9/29 @ Pit.	8	379	47.4	0	2	61	43.9	0
10/5 vs. Ten.	4	156	39.0	1	2	48	25.8	0
10/12 @ Ind.	5	245	49.0	0	0	57	45.8	0
10/19 @ Mia.	3	177	59.0	0	3	67	55.7	0
10/26 vs. Oak.	6	242	40.3	1	3	50	36.2	0
11/2 @ Cle.	6	250	41.7	1	2	57	31.5	0
11/9 @ Hou.	4	200	50.0	1	3	74	45.0	0
11/16 @ NYG	3	94	31.3	0	1	45	31.3	0
11/23 vs. Phi.	8	362	45.3	1	3	60	39.0	0
11/30 @ Cin.	7	331	47.3	1	4	56	42.0	0
12/7 vs. Was.	6	248	41.3	0	3	49	40.3	0
12/14 vs. Pit.	7	292	41.7	0	4	56	41.0	0
12/20 @ Dal.	5	261	52.2	1	2	61	46.6	0
12/28 vs. Jax.	4	153	38.3	2	1	44	25.5	0
Totals	84	3,777	45.0	9	34	74	39.9	0
Playoffs								
1/4/09 @ Mia.	5	217	43.4	1	2	52	37.4	0
1/10/09 @ Ten.	8	342	42.8	1	2	51	39.3	0
1/18/09 @ Pit.	7	286	40.9	0	3	52	37.1	0
Totals	20	845	42.3	2	7	52	38.1	0

2006

GAME-BY-GAME PUNTING

RAVENS

Date/Opp.	No.	Yards	Avg.	TB	In 20	LG	Net	BLK
9/10 @ TB	6	282	47.0	1	0	56	35.8	0
9/17 vs. Oak.	7	303	43.3	0	3	60	37.7	0
9/24 @ Cle.	6	235	39.2	0	3	53	36.8	0
10/1 vs. SD	7	336	48.0	0	2	56	41.0	0
10/9 @ Den.	6	253	42.2	0	1	55	31.3	0
10/15 vs. Car.	5	216	43.2	0	2	58	41.6	0
10/29 @ NO	6	259	43.2	0	2	54	40.8	0
11/5 vs. Cin.	4	182	45.5	0	2	52	38.8	0
11/12 @ Ten.	5	194	38.8	0	2	47	39.2	0
11/19 vs. Atl.	4	146	36.5	0	1	41	25.0	0
11/26 vs. Pit.	6	259	43.2	0	2	55	37.8	0
11/30 @ Cin.	7	330	47.1	1	1	61	37.0	0
12/10 @ KC	4	162	40.5	0	3	51	39.0	0
12/17 vs. Cle.	5	201	40.2	0	1	49	38.6	0
12/24 @ Pit.	4	184	46.0	1	2	55	41.0	0
12/31 vs. Buf.	4	153	38.3	0	3	54	38.3	0
Totals	86	3,695	43.0	3	30	61	37.6	0
Playoffs								
1/13/07 vs. Ind.	5	190	38.0	1	1	47	27.4	0
Totals	5	190	38.0	1	1	47	27.4	0

4 SAM KOCH

(Donnie Jones, Mia.) with the second-most punts downed inside the 10-yard line with 12 and tied for the second-fewest TBs (3) in the NFL

- Saw action in his first-career NFL game when he kicked off 6 times and booted 6 punts for 282 yards (47.0 avg.), including a long of 56, in **game 1 at TB (9/10)**

COLLEGE: A former walk-on, he received a scholarship at Nebraska before the start of the 2004 season...Played in 30 career games, 23 of which came as the Huskers' No. 1 punter...Racked up a career-punting average of 44.1 yards (with 56 kicks inside the 20 and a long of 84 yards) to finish third in school annals...As a senior in 2005, Koch put together the best campaign ever at his position in school history, breaking the single-season punting average mark with a 46.5-yard average...Koch's average ranked second nationally and helped Nebraska to a No. 2 national ranking in net punting (39.9 avg.)...Was a semifinalist for the Ray Guy Award and earned a first-team All-American nod by *NationalChamps.net*...Also named first-team All-Big 12 (*Kansas City Star*) and honorable mention All-Conference honoree by the *Associated Press* and Big 12 coaches...Finished the year ranked second nationally in punting average...In the Huskers' first three contests, Koch booted 3 punts of 70 yards or more to become only the second punter in school history with 3 such kicks...Against Pitt (9/17), Koch delivered a career-long 84-yarder, the second-longest punt in school history and the longest in Big 12 history...In his collegiate finale in the 2005 Alamo Bowl (12/28), Koch posted a 51.5-yard average on 8 punts against Michigan, including 5 50-plus-yarders...Redshirted as a freshman in 2001...He was named to the 2005 second-team Academic All-Big 12 squad and the 2005 Big 12 Commissioner's Spring and Fall Academic Honor Roll...Earned a degree in business administration in Dec. 2005.

HIGH SCHOOL, PERSONAL: A versatile athlete at Seward (NE) HS, Koch played LB, FB and TE along with handling all of the team's kicking duties...Also played soccer, basketball and baseball...He and his wife, Nikki, have four children, Ryan (17), Braxtyn (11), Kamdyn (9) and Gianna (1)...**Last name is pronounced: COOK.**

COMMUNITY: Supports his teammates and the Ravens' charitable initiatives including Lardarius Webb's annual Charity Softball Game and Haloti Ngata's Charity Luau... In Dec. 2014, Koch participated in the Ravens' 10th annual Holiday Helpers event (hosted by Steve Smith Sr.)...Children selected from the Baltimore County Police Athletic League were given the opportunity to shop with a Ravens' celebrity shopper at Target for holiday gifts...Koch helped to launch "Punts for a Purpose" program with the Wounded Warrior Amputee Football Team (2013)...Joined teammates to outfit homeless men in suit apparel at the Helping Up Mission for a joint event with Jos. A. Bank (Dec. 2011) and participated in the annual Thanksgiving Dinner Distribution at Helping



Up Mission homeless shelter (Nov. 2011)...Took part in the team's PLAY 60 clinic at Sandymount Elem. (Sept. 2011)... In April 2010, led youth football drills in the Play 60 Zone at the White House's annual Easter Egg Roll...Koch earned the Ravens Roost No. 7's annual Extra Effort Award for his on-field performance in 2008 and accepted the award at the annual banquet in Hagerstown, MD in April 2009...Has also participated in A Purple Evening, the Ravens' annual women's event held at M&T Bank Stadium.

DID YOU KNOW?

P Sam Koch had a monster 2014 season, producing the NFL's No. 3 gross average (47.4) and the No. 1 net average (43.3). Both marks are career highs for Koch and Ravens single-season records. Additionally, the 43.3 net average ranks as the fourth-best figure in NFL history.

4 SAM KOCH

REGULAR SEASON

Year	Team	GP	GS	No.	Yards	Avg.	Net Avg.	LG	In 20	TB	BLK
2006	Baltimore	16	0	86	3,695	43.0	37.6	61	30	3	0
2007	Baltimore	16	0	78	3,397	43.6	36.0	64	20	9	1
2008	Baltimore	16	0	84	3,777	45.0	39.9	74	34	9	0
2009	Baltimore	16	0	73	3,188	43.7	37.9	60	26	5	1
2010	Baltimore	16	0	81	3,530	43.6	39.2	60	39	4	0
2011	Baltimore	16	0	73	3,393	46.5	38.6	63	21	9	0
2012	Baltimore	16	0	83	3,911	47.1	40.8	60	28	7	0
2013	Baltimore	16	0	90	4,138	46.0	38.9	69	27	9	1
2014	Baltimore	16	0	60	2,841	47.4	#43.3	73	26	4	0
Totals		144	0	708	31,870	45.0	39.0	74	251	59	3

LED NFL

SPECIAL TEAMS TACKLES (11): 2006 (2); 2007 (1); 2008 (3); 2009 (0); 2010 (1); 2011 (1); 2012 (2); 2013 (1)

CAREER SINGLE-GAME HIGHS (REGULAR SEASON)

Punts: 10 (11/5/07 at Pit.)
Longest: 74 (11/9/08 at Hou.)
Inside 20: 5 3 times (last: 11/2/14 at Pit.)
Net Avg.: 55.7, 3-177 (10/19/08 at Mia.)
Gross Avg.: 59.0, 3-177 (10/19/08 at Mia.)

Additional Statistics: Scored his first-career TD, scrambling for a 7-yard run on a fake FGA vs. Oak. (11/11/12); Rushed 10 yards for a first down at Cin. (12/30/12); Has a pass completion for 13 yards off a fake punt (11/7/10 vs. Mia.); Scored a 2-point conversion on a fake PAT vs. Pit. (9/11/11)

POSTSEASON

Year	Team	GP	GS	No.	Yards	Avg.	Net Avg.	LG	In 20	TB	BLK
2006	Baltimore	1	0	5	190	38.0	27.4	47	1	1	0
2008	Baltimore	3	0	20	845	42.3	38.1	52	7	2	0
2009	Baltimore	2	0	9	374	41.6	35.2	59	3	0	0
2010	Baltimore	2	0	6	277	46.2	39.2	61	4	1	0
2011	Baltimore	2	0	13	619	47.6	43.7	64	2	2	0
2012	Baltimore	4	0	22	1,013	46.0	34.3	60	8	4	0
2014	Baltimore	2	0	5	250	50.0	34.2	53	0	0	1
Totals		16	0	80	3,568	44.6	36.8	64	25	10	1

PINNING 'EM DEEP

P Sam Koch is the Ravens' all-time leader in punts inside the 20. In 2010, he posted a career-high 39 boots inside the 20, which were the NFL's second most and tied for sixth best all time in league history.



PUNTS INSIDE THE 20 (Ravens History)

Rk.	Player	In 20
1.	Sam Koch	251
2.	Kyle Richardson	128
3.	Dave Zastudil	89

PUNTS INSIDE THE 20 (2010 NFL Season)

Rk.	Player	In 20
1.	Steve Weatherford	42
2.	Sam Koch	39
3.	Andy Lee	34

Koch Quick Hit:

- In 2010, Koch (39) tied (Kyle Richardson, 1999) for the most single-season punts inside the 20 in Ravens history.



BALTIMORE
RAVENS

41

ANTHONY LEVINE SR.
DEFENSIVE BACK | 5-11 | 200

COLLEGE: Tennessee State **HS:** RJ Reynolds (Winston-Salem, NC)
BORN: 3/27/87, Abbeville, LA
EXP. (NFL/RAVENS): 4/4 **GP/GS (PLAYOFFS):** 34/3 (2/0)

TRANSACTIONS

Anthony Levine Sr. re-signed with Baltimore on 3/12/15...Signed to the Ravens' active roster from their practice squad on 11/17/12...Signed to the Ravens' practice squad as a free agent on 9/3/12...Waived by Green Bay on 8/31/12...Originally signed with the Packers as a rookie free agent on 5/3/10.

CAREER

- Started and led the team with a career-high 10 tackles (6 solo) vs. SD (11/30/14)
- Started his first-career game (at CB) and recorded his first-career tackle (finished with 4) and PD (had 2) for a defense that allowed just 45 total yards in the second half in the 21-7 victory vs. Ten. (11/9/14)
- Finished second on the team with a career-high 11 special teams tackles in 2013
- Saw action in his first-career NFL game in the 13-10 victory at Pit. (11/18/12)



2014: (with Baltimore – 16/3, 2/0) Played both safety and CB, producing his first stats from scrimmage...Recorded 23 tackles (16 solo) and 4 PD for a defense that finished second in the league (tied with Philadelphia) with 49 sacks (Buffalo - 54)...Also netted 6 special teams stops...Ravens allowed the sixth-fewest points per game (18.9)

- Played in both postseason contests, recording 3 solo tackles for a defense that produced 7 sacks and allowed just 82 rushing yards in two playoff games
- Started and led the team with a career-high 10 tackles (6 solo) in **game 12 vs. SD (11/30)**
- Started and posted 9 tackles, including a career-high 8 solo stops, adding 1 PD, in **game 11 at NO (11/24)**
- Started his first-career game (at CB) and recorded his first-career tackle (finished with 4) and PD (had 2) for a defense that allowed just 45 total yards in the second half in the 21-7 victory in **game 10 vs. Ten. (11/9)**

2013: (with Baltimore – 16/0) Played in all 16 games for the first time in his career and finished second on the team with a career-high 11 special teams tackles

- Tied for the team lead (Albert McClellan) with 2 solo ST tackles in **game 16 at Cin. (12/29)**
- Led the team with a career-high 3 special teams tackles in the 19-3 win in **game 11 vs. NYJ (11/24)**

2012: (with Baltimore – 2/0, 0/0) Saw action in his first-career NFL games (played in two contests) and had a solo special teams tackle...Placed on Injured Reserve (shoulder) on 11/26

- Saw action on special teams and posted his first-career ST tackle in the 16-13 OT victory in **game 11 at SD (11/25)**
- Saw action in his first-career NFL game (on special teams) in the 13-10 victory in **game 10 at Pit. (11/18)**

2010-11: (with Green Bay – 0/0, 0/0) Spent the majority of the 2010 and 2011 seasons on the Packers' practice squad...Originally signed by Green Bay as a rookie free agent on 5/3/10

COLLEGE: Appeared in 40 games (24 starts) at Tennessee State...Posted 129 tackles (80 solo), 5 INTs (99 return yards), 7 PD and 1 FR...Appeared in all 11 games as a senior in 2009, earning second-team All-Ohio Valley Conference honors...Recorded 48 tackles (32 solo), 3 TFL, 2 INTs (70 return yards) and 1 PD...Played in 12 games, starting eight, in 2008, registering 34 tackles (20 solo), 3 INTs (29 return yards), 2 PD and 3 TFL...Played in eight games (five starts) in 2007, posting 21 tackles (16 solo) and 1 PD...Appeared in nine games in 2006, posting 26 tackles (12 solo), 3 PD and 1 FR...Was also on TSU's track team as a junior...Majored in psychology.

HIGH SCHOOL, PERSONAL: Prepped at RJ Reynolds (Winston-Salem, NC) HS, where he participated in football and track...As a senior in 2005, was named to the North Carolina High School All-Star West Team as a LB...Also selected as an All-State KR/PR and an All-Conference WR...Also a member of his high school's championship track team, where he ran the 100 and 200 meters, as well as the 4x100 and 4x200.

COMMUNITY: Annually participates in various events to promote PLAY 60, the NFL movement for an active generation...Events included the Hispanic Heritage Youth Football Clinic in downtown Baltimore and the Ravens TEAM Challenge Hometown Huddle at M&T Bank Stadium...In Nov. 2014, Levine helped distribute turkeys to families in need at the Webster Kendrick Boys & Girls Club during Lardarius Webb's fifth annual Turkey Drive...Supports teammates' and the Ravens' charitable initiatives by attending Webb's annual Charity Softball Game, Chris Canty and former Ravens player's Jameel McClain's annual 53 Families Thanksgiving Dinner, Jacoby Jones' bowling event and A Purple Evening, the annual women's event at M&T Bank Stadium.

41 ANTHONY LEVINE SR.

2014

GAME-BY-GAME DEFENSE

RAVENS

Date/Opp.	TT	Solo	Asst.	Sacks	INT	PD	FF	FR
9/7 vs. Cin.		SAW ACTION ON SPECIAL TEAMS						
9/11 vs. Pit.		SAW ACTION ON SPECIAL TEAMS						
9/21 @ Cle.		SAW ACTION ON SPECIAL TEAMS						
9/28 vs. Car.	0	0	0	0-0	0-0	0	0	0
10/5 @ Ind.		SAW ACTION ON SPECIAL TEAMS						
10/12 @ TB		SAW ACTION ON SPECIAL TEAMS						
10/19 vs. Atl.		SAW ACTION ON SPECIAL TEAMS						
10/26 @ Cin.		SAW ACTION ON SPECIAL TEAMS						
11/2 @ Pit.	0	0	0	0-0	0-0	0	0	0
11/9 vs. Ten.	4	2	2	0-0	0-0	2	0	0
11/24 @ NO	9	8	1	0-0	0-0	1	0	0
11/30 vs. SD	10	6	4	0-0	0-0	0	0	0
12/7 @ Mia.	0	0	0	0-0	0-0	0	0	0
12/14 vs. Jax.	0	0	0	0-0	0-0	0	0	0
12/21 @ Hou.	0	0	0	0-0	0-0	0	0	0
12/28 vs. Cle.	0	0	0	0-0	0-0	1	0	0
Totals	23	16	7	0-0	0-0	4	0	0
Playoffs								
1/3/15 @ Pit.	1	1	0	0-0	0-0	0	0	0
1/10/15 @ NE	2	2	0	0-0	0-0	0	0	0
Totals	3	3	0	0-0	0-0	0	0	0

2014

GAME-BY-GAME SPECIAL TEAMS TACKLES

RAVENS

Date/Opp.	TT	Solo	Asst.	FF	FR	BK
9/7 vs. Cin.	0	0	0	0	0	0
9/11 vs. Pit.	1	1	0	0	0	0
9/21 vs. Cle.	1	0	1	0	0	0
9/28 vs. Car.	1	1	0	0	0	0
10/5 @ Ind.	0	0	0	0	0	0
10/12 @ TB	0	0	0	0	0	0
10/19 vs. Atl.	0	0	0	0	0	0
10/26 @ Cin.	1	1	0	0	0	0
11/2 @ Pit.	0	0	0	0	0	0
11/9 vs. Ten.	0	0	0	0	0	0
11/24 @ NO	0	0	0	0	0	0
11/30 vs. SD	0	0	0	0	0	0
12/7 @ Mia.	0	0	0	0	0	0
12/14 vs. Jax.	0	0	0	0	0	0
12/21 @ Hou.	1	1	0	0	0	0
12/28 vs. Cle.	1	1	0	0	0	0
Totals	6	5	1	0	0	0
Playoffs						
1/3/15 @ Pit.	0	0	0	0	0	0
1/10/15 @ NE	1	0	1	0	0	0
Totals	1	0	1	0	0	0

REGULAR SEASON

Year	Team	GP	GS	TACKLES			SACKS		INTERCEPTIONS					FUMBLES				
				TT	Solo	Asst.	No.	Yards	No.	Yards	LG	TD	PD	FF	FR	Yards		
2012	Baltimore	2	0	0	0	0	0.0	0.0	0	0	0	0	0	0	0	0	0	0
2013	Baltimore	16	0	0	0	0	0.0	0.0	0	0	0	0	0	0	0	0	0	0
2014	Baltimore	16	3	23	16	7	0.0	0.0	0	0	0	0	4	0	0	0	0	0
Totals		34	3	23	16	7	0.0	0.0	0	0	0	0	4	0	0	0	0	0

SPECIAL TEAMS TACKLES (18): 2012 (1); 2013 (11); 2014 (6)

CAREER SINGLE-GAME HIGHS (REGULAR SEASON)

Total Tackles:
10 (11/30/14 vs. SD)
Sacks:
None
Forced Fumbles:
None
Passes Defensed:
2 (11/9/14 vs. Ten.)

Solo Tackles:
8 (11/24/14 at NO)
Interceptions:
None
Fumble Recoveries:
None

POSTSEASON

Year	Team	GP	GS	TACKLES			SACKS		INTERCEPTIONS					FUMBLES				
				TT	Solo	Asst.	No.	Yards	No.	Yards	LG	TD	PD	FF	FR	Yards		
2012	Baltimore	--	--	INJURED RESERVE - SHOULDER			--	--	--	--	--	--	--	--	--	--	--	--
2014	Baltimore	2	0	3	3	0	0.0	0.0	0	0	0	0	0	0	0	0	0	0
Totals		2	0	3	3	0	0.0	0.0	0	0	0	0	0	0	0	0	0	0

OFFENSIVE DEFENSE

Since 1996, the Ravens own 54 defensive TDs, scoring at least one in each season of the franchise's existence, including S Will Hill III's 44-yard INT-TD in 2014's Week 12 win at NO. Baltimore is 43-7 all time when tallying a D-TD. Since 2003, Baltimore owns the NFL's third most (41) with a 32-5 record.

NFL DEFENSIVE TOUCHDOWNS (2003-14)

Rk.	Team	D-TDs
1.	Green Bay Packers	46
2.	Chicago Bears	42
3.	Baltimore Ravens	41

NFL INTERCEPTION TDs (2003-14)

Rk.	Team	D-TDs
1.	Chicago Bears	33
2.	Baltimore Ravens	31
	Green Bay Packers	31



BALTIMORE
RAVENS

23

KENDRICK LEWIS
SAFETY | 6-0 | 205

COLLEGE: Mississippi HS: Gainesville (GA)
BORN: 6/16/88, New Orleans, LA
EXP. (NFL/RAVENS): 6/1 GP/GS (PLAYOFFS): 69/66 (2/2)

TRANSACTIONS

Kendrick Lewis signed with Baltimore (three-year contract) on 3/17/15...Signed with the Texans (one-year contract) on 3/21/14... Originally drafted by Kansas City in the fifth round (136th overall) of the 2010 NFL Draft.

CAREER

- Enters 2015 with 253 tackles (190 solo), 28 PD, 9 INTs (2 returned for TDs), 5 FFs and 2 FRs
- Established career highs in total tackles (84, led Texans), solo stops (52) and FFs (3), adding 6 PD, 2 INTs (1 returned for a TD) and 1 FR in 2014
- Recorded career highs in total tackles (12) and solo stops (11), along with 1 FF, at NYG (9/21/14)
- Scored his first-career TD on a career-long 59-yard INT return at Oak. 10/23/11)



2014: (with Houston – 16/16) Established career highs in total tackles (84, led Texans), solo stops (52) and FFs (3), adding 6 PD, 2 INTs (1 returned for a TD) and 1 FR

- Produced 5 tackles (3 solo), 2 PD and 1 INT, which he returned 27 yards for a TD, in **game 14 at Ind. (12/24)**
- Netted 3 tackles, 1 INT (returned for 5 yards), 1 PD and 1 FF in **game 5 at Dal. (10/5)**
- Started and recorded career highs in total tackles (12) and solo stops (11), along with 1 FF in **game 3 at NYG (9/21)**

2013: (with Kansas City – 16/15, 1/1) Registered 56 tackles (46 solo), 4 PD and 1 INT in his final season with the Chiefs

- Recorded 7 tackles (6 solo) and 1 PD in **game 14 at Oak. (12/15)**
- Netted 5 tackles, including 4 solo in **game 10 at Den. (11/17)**
- Posted a then-career-high 9 tackles (6 solo), 1 PD and 1 INT in **game 9 at Buf. (11/3)**
- Posted 5 tackles (3 solo) and 1 PD in the **Wild Card Game at Ind. (1/4/14)**

2012: (with Kansas City – 9/9) Contributed 26 tackles (24 solo) and 1 PD despite being inactive in seven games with a shoulder injury

- Netted 5 solo tackles before leaving with a shoulder injury in **game 11 vs. Den. (11/25)**

2011: (with Kansas City – 16/16) Recorded a then-career-high 58 tackles (47 solo) and career highs in PD (10) and INTs (3 - tied with 2010) and had 1 FF and 1 FR...Returned one of his INTs 59 yards for his first-career TD

- Netted 1 solo tackle, 1 PD, 1 INT (returned for 10 yards) and his first-career FR in **game 7 vs. SD (10/31)**
- Registered 5 tackles (3 solo), 1 PD and 1 INT (returned 59 yards for his first-career TD) in **game 6 at Oak. (10/23)**
- Posted 3 tackles (2 solo), 1 PD and 1 INT (returned for 50 yards) in **game 3 at SD (9/25)**

2010: (with Kansas City – 12/10, 1/1) Had 29 tackles (21 solo), 7 PD, 1 FF and established a still-standing career-high 3 INTs as a rookie...Lewis' 3 INTs tied him for fourth among AFC rookies and fifth in the NFL

- Started and established career highs in INTs (2 - returned for 24 yards) and PD (2) in **game 14 at STL (12/19)**
- Started and recorded 2 solo tackles, 1 PD and his first-career INT (returned for 22 yards) in **game 11 at Sea. (11/28)**
- Started his first-career game and posted 2 solo tackles in **game 2 at Cle. (9/19)**

COLLEGE: Played in 44 games (38 starts) at Mississippi, recording 226 tackles (140 solo), 10 TFL, 3 sacks (-34 yards), 6 INTs and 18 PD...Added 4 FFs and 1 FR, 2 blocked kicks and recovered a blocked punt in the end zone for a TD... Also recorded 5 receptions for 31 yards as a freshman WR, before switching to safety prior to his sophomore season... Earned All-SEC honors after starting all 13 contests at FS as a senior in 2009 and leading the team for the second-consecutive year with 84 tackles (57 solo) as a senior in 2009 (sixth player in school history to accomplish that feat)... Added 5 TFL and 1 sack (-21 yards), 2 INTs (returned for 6 yards), 10 PD, 3 FFs and blocked kicks...Started all 13 games at FS as a junior in 2008, leading the team with a career-high 85 tackles (50 solo), 2.5 TFL, 1 sack (-11 yards), a team-high 4 INTs (returned for 44 yards), 6 PD, 1 FF and 1 FR...Played in 12 games (seven starts) during his sophomore campaign in 2007 and tallied 57 tackles (33 solo), 2.5 TFL, 1 sack (-2.0 yards) and 2 PD...Also played on special teams, recovering a blocked punt for a TD...Made the transition from WR to the secondary following his freshman season...Saw action in six games at WR as a freshman in 2006, recording 5 receptions for 31 yards...Majored in criminal justice.

23 KENDRICK LEWIS

2014

GAME-BY-GAME DEFENSE

TEXANS

Date/Opp.	TT	Solo	Asst.	Sacks	INT	PD	FF	FR
9/7 vs. Was.	5	4	1	0-0	0-0	0	0	1
9/14 @ Oak.	4	3	1	0-0	0-0	0	1	0
9/21 @ NYG	12	11	1	0-0	0-0	0	1	0
9/28 vs. Buf.	6	4	2	0-0	0-0	0	0	0
10/5 @ Dal.	3	1	2	0-0	1-5	1	1	0
10/9 vs. Ind.	10	6	4	0-0	0-0	0	0	0
10/20 @ Pit.	6	3	3	0-0	0-0	0	0	0
10/26 @ Ten.	3	2	1	0-0	0-0	1	0	0
11/2 vs. Phi.	6	1	5	0-0	0-0	0	0	0
11/16 @ Cle.	2	1	1	0-0	0-0	0	0	0
11/23 vs. Cin.	9	4	5	0-0	0-0	0	0	0
11/30 vs. Ten.	5	3	2	0-0	0-0	1	0	0
12/7 @ Jax.	2	2	0	0-0	0-0	1	0	0
12/14 @ Ind.	5	3	2	0-0	1-27t	2	0	0
12/21 vs. Bal.	4	2	2	0-0	0-0	0	0	0
12/28 vs. Jax.	2	2	0	0-0	0-0	0	0	0
Totals	84	52	32	0-0	2-32	6	3	1

2013

GAME-BY-GAME DEFENSE

CHIEFS

Date/Opp.	TT	Solo	Asst.	Sacks	INT	PD	FF	FR
9/8 @ Jax.	3	3	0	0-0	0-0	0	0	0
9/15 vs. Dal.	2	2	0	0-0	0-0	1	0	0
9/19 @ Phi.	3	2	1	0-0	0-0	0	0	0
9/29 vs. NYG	1	1	0	0-0	0-0	0	0	0
10/6 @ Ten.	3	3	0	0-0	0-0	0	0	0
10/13 vs. Oak.	2	2	0	0-0	0-0	0	0	0
10/20 vs. Hou.	4	4	0	0-0	0-0	1	0	0
10/27 vs. Cle.	2	2	0	0-0	0-0	0	0	0
11/3 @ Buf.	9	6	3	0-0	1-1	1	0	0
11/17 @ Den.	5	4	1	0-0	0-0	0	0	0
11/24 vs. SD	4	3	1	0-0	0-0	0	0	0
12/1 vs. Den.	1	1	0	0-0	0-0	0	0	0
12/8 @ Was.	4	2	2	0-0	0-0	0	0	0
12/15 @ Oak.	7	6	1	0-0	0-0	1	0	0
12/22 vs. Ind.	4	3	1	0-0	0-0	0	0	0
12/29 @ SD	2	2	0	0-0	0-0	0	0	0
Totals	56	46	10	0-0	1-1	4	0	0
Playoffs								
1/4/14 @ Ind.	5	3	2	0-0	0-0	1	0	0
Totals	5	3	3	0-0	0-0	1	0	0

2012

GAME-BY-GAME DEFENSE

CHIEFS

Date/Opp.	TT	Solo	Asst.	Sacks	INT	PD	FF	FR
9/9 vs. Atl.				INACTIVE- SHOULDER				
9/16 @ Buf.				INACTIVE- SHOULDER				
9/23 @ NO				INACTIVE- SHOULDER				
9/30 vs. SD				INACTIVE- SHOULDER				
10/7 vs. Bal.				INACTIVE- SHOULDER				
10/14 @ TB	3	3	0	0-0	0-0	0	0	0
10/28 vs. Oak.	5	4	1	0-0	0-0	0	0	0
11/1 @ SD	1	1	0	0-0	0-0	0	0	0
11/12 @ Pit.	2	2	0	0-0	0-0	0	0	0
11/18 vs. Cin.	2	2	0	0-0	0-0	0	0	0
11/25 vs. Den.	5	5	0	0-0	0-0	0	0	0
12/2 vs. Car				INACTIVE- SHOULDER				
12/9 @ Cle.				INACTIVE- SHOULDER				
12/16 @ Oak.	0	0	0	0-0	0-0	1	0	0
12/23 vs. Ind.	3	3	0	0-0	0-0	0	0	0
12/30 @ Den.	5	4	1	0-0	0-0	0	0	0
Totals	26	24	2	0-0	0-0	1	0	0

2011

GAME-BY-GAME DEFENSE

CHIEFS

Date/Opp.	TT	Solo	Asst.	Sacks	INT	PD	FF	FR
9/11 vs. Buf.	4	4	0	0-0	0-0	0	0	0
9/18 @ Det.	5	5	0	0-0	0-0	0	0	0
9/25 @ SD	3	2	1	0-0	1-50	1	0	0
10/2 vs. Min.	4	4	0	0-0	0-0	0	0	0
10/9 @ Ind.	3	2	1	0-0	0-0	0	0	0
10/23 @ Oak.	5	3	2	0-0	1-59t	1	0	0
10/31 vs. SD	1	1	0	0-0	1-10	1	0	1
11/6 vs. Mia.	3	3	0	0-0	0-0	1	0	0
11/13 vs. Den.	4	4	0	0-0	0-0	2	0	0
11/21 @ NE	2	2	0	0-0	0-0	0	0	0
11/27 vs. Pit.	3	2	1	0-0	0-0	0	0	0
12/4 @ Chi.	5	3	2	0-0	0-0	1	0	0
12/11 @ NYJ	7	4	3	0-0	0-0	0	0	0
12/18 vs. GB	2	1	1	0-0	0-0	1	0	0
12/24 vs. Oak.	4	4	0	0-0	0-0	2	0	0
1/1/12 @ Den.	3	3	0	0-0	0-0	0	1	0
Totals	58	47	11	0-0	3-119	10	1	1

2010

GAME-BY-GAME DEFENSE

CHIEFS

Date/Opp.	TT	Solo	Asst.	Sacks	INT	PD	FF	FR
9/13 vs. SD	0	0	0	0-0	0-0	1	0	0
9/19 @ Cle.	2	2	0	0-0	0-0	0	0	0
9/26 vs. SF	1	1	0	0-0	0-0	1	0	0
10/10 @ Ind.	6	1	5	0-0	0-0	0	0	0
10/17 @ Hou.				INACTIVE - HAMSTRING				
10/24 vs. Jax.	5	5	0	0-0	0-0	1	0	0
10/31 vs. Buf.	2	1	1	0-0	0-0	0	0	0
11/7 @ Oak.				INACTIVE - HAMSTRING				
11/14 @ Den.				INACTIVE - HAMSTRING				
11/21 vs. Ari.	5	4	1	0-0	0-0	0	0	0
11/28 @ Sea.	2	2	0	0-0	1-22	1	0	0
12/5 vs. Den.				INACTIVE - ANKLE				
12/12 @ SD	2	1	1	0-0	0-0	0	1	0
12/19 @ STL	0	0	0	0-0	2-24	2	0	0
12/26 vs. Ten.	1	1	0	0-0	0-0	1	0	0
1/2/11 vs. Oak.	3	3	0	0-0	0-0	0	0	0
Totals	29	21	8	0-0	3-46	7	1	0
Playoffs								
1/9/11 vs. Bal.	3	3	0	0-0	0-0	0	0	0
Totals	3	3	0	0-0	0-0	0	0	0



23 KENDRICK LEWIS

HIGH SCHOOL, PERSONAL: Prepped at Gainesville (GA) HS after relocating from New Orleans, LA, following Hurricane Katrina in 2005...Earned first-team All-State honors from the *Atlanta Journal-Constitution*...Named District 9-AAAAA Player of the Year and earned a spot on the *SuperPrep* All-Dixie Team after recording 41 receptions for 740 yards and 9 TDs as a senior WR...Also made the *Atlanta Journal-Constitution* Super Southern 100 as a junior...Earned three letters in football as a prep.

COMMUNITY: Visited Corinth Middle School (Prairie Village, KS) to promote PLAY 60, the NFL's health initiative to exercise 60 minutes a day and live a healthy and active lifestyle, while with the Chiefs in 2011...While in Houston, Lewis spent much of his downtime visiting hospitals with the Texans...Coached nearly 500 kids at the Keenan Lewis free football camp in Algeris, LA in July, 2014.

REGULAR SEASON

Year	Team	GP	GS	TACKLES			SACKS		INTERCEPTIONS					FUMBLES		
				TT	Solo	Asst.	No.	Yards	No.	Yards	LG	TD	PD	FF	FR	Yards
2010	Kansas City	12	10	29	21	8	0.0	0.0	3	46	23	0	7	1	0	0
2011	Kansas City	16	16	58	47	11	0.0	0.0	3	119	59t	1	10	1	1	0
2012	Kansas City	9	9	26	24	2	0.0	0.0	0	0	0	0	1	0	0	0
2013	Kansas City	16	15	56	46	10	0.0	0.0	1	1	1	0	4	0	0	0
2014	Houston	16	16	84	52	32	0.0	0.0	2	32	27t	1	6	3	1	0
Totals		69	66	253	190	63	0.0	0.0	9	198	59t	2	28	5	2	0

CAREER SINGLE-GAME HIGHS (REGULAR SEASON)

Total Tackles: 12 (9/21/14 at NYG)	Solo Tackles: 11 (9/21/14 at NYG)
Sacks: None	Interceptions: 2 (12/19/10 at STL)
Forced Fumbles: 1 5 times (last: 10/5/14 at Dal.)	Fumble Recoveries: 1 2 times (last: 9/7/14 vs. Was.)
Passes Defensed: 2 4 times (last: 12/14/14 at Ind.)	

POSTSEASON

Year	Team	GP	GS	TACKLES			SACKS		INTERCEPTIONS					FUMBLES		
				TT	Solo	Asst.	No.	Yards	No.	Yards	LG	TD	PD	FF	FR	Yards
2010	Kansas City	1	1	3	3	0	0.0	0.0	0	0	0	0	0	0	0	0
2013	Kansas City	1	1	5	3	2	0.0	0.0	0	0	0	0	1	0	0	0
Totals		2	2	8	6	2	0.0	0.0	0	0	0	0	1	0	0	0

HOME FAST FACTS

- Entering 2015, Baltimore has won 11 of its last 13 home games vs. AFC North foes.
- Under head coach John Harbaugh (2008-14), the Ravens are 16-5 in home games played against AFC North foes.
- In the Ravens' 19-year history (1996-2014), Baltimore has hosted 17 games when the temperature was below 40 degrees. Impressively, the Ravens are 15-2 in these contests, winning 15 of the past 16.
- The Ravens are 11-5 at home in the month of December under coach Harbaugh (2008-14) and 31-13 in such games during their 19-year history.
- Under coach Harbaugh, the Ravens are 12-2 in November home games, producing the NFL's best such mark in that time (2008-14). The Ravens have won 10 of their past 11 home games in November.
- The Ravens are 11-1 at home all time against teams from the West Coast (Oak. – 5-0, SD – 2-1, SF – 2-0 and Sea. – 2-0).
- Entering 2015, Baltimore has won 16 of its last 17 home games vs. NFC teams.
- Under coach Harbaugh, the Ravens are 13-1 in September home games, ranking as the NFL's best such mark during that span (2008-14). The Ravens have won 16 of their past 17 home games in September.



BALTIMORE
RAVENS

95

KAPRON LEWIS-MOORE
DEFENSIVE END | 6-4 | 315

COLLEGE: Notre Dame HS: Weatherford, (TX)

BORN: 1/24/90, Weatherford, TX

EXP. (NFL/RAVENS): 3/3 GP/GS (PLAYOFFS): 0/0 (0/0)

TRANSACTIONS

Kapron Lewis-Moore was put on Injured Reserve (Achilles) on 8/25/14...Placed on the Reserve/Non-Football Injury List (knee) on 8/27/13...Originally selected with the Ravens' first pick in the sixth round (200th overall) of the 2013 NFL Draft.

CAREER

- Was placed on Injured Reserve on 8/25/14 after suffering a torn Achilles during a training camp practice
- Spent his rookie season (2013) on the Reserve/Non-Football Injury List due to a knee injury suffered in college



2014: (IR) Spent the entire season on Injured Reserve after suffering torn a Achilles during training camp practice

2013: (NFI) Spent his entire rookie season on the Reserve/Non-Football Injury List due to a knee injury suffered with Notre Dame during the BCS National Championship game against Alabama

COLLEGE: Helped Notre Dame produce the nation's No. 2 scoring defense (12.8 ppg), posting 40 tackles, including 8.5 TFL and 6 sacks (third best on the team in both categories) when he started all 13 games as a senior in 2012...Irish allowed the country's seventh-fewest yards per game (305.5 ypg), earning a 12-1 record and an appearance in the BCS National Championship Game vs. Alabama...Left the BCS Title Game against Alabama after tearing the ACL in his right knee...Tallied 32 tackles, including 4 TFL and 1.5 sacks in seven games, before sustaining a season-ending knee injury as a junior in 2011...Posted 4-or-more tackles in six of his seven games...Was one of 11 players (and only defensive player) to start all 13 games for the Irish as a sophomore in 2010...Totaled 62 tackles, ranking fifth on the team but first among D-linemen, also totaling 680 snaps on defense, the most of any Irish lineman...Posted a career-high 10 tackles, including 3 solo stops, against Navy...Played in 12 games (nine starts) and led the Irish D-line and ranked sixth on the team with 46 tackles as a redshirt freshman in 2009...Tallied the second-most TFL (7) on the team, while

his 2.5 sacks ranked third...Added 1 FF and 1 FR...Did not see any game action, as he redshirted his true freshman season in 2008... Graduated from Notre Dame's Mendoza College of Business and earned a degree in marketing...In 2012, he was enrolled in a graduate studies program at ND.

HIGH SCHOOL, PERSONAL: Prepped at Weatherford (TX) HS, where he was named a *SuperPrep* All-American and the 41st-best defensive line prospect in the country as a senior... Also named to the Fabulous 55 team by the *Austin American-Statesman* for top players in Texas...Also played basketball and track and field...**First name is pronounced CAP-rin.**

COMMUNITY: Participated in the Ravens' third annual Beach Bash in Ocean City, MD (May 2014)...In Dec. 2014, Lewis-Moore participated in the Ravens' 10th annual Holiday Helpers event hosted by Steve Smith Sr...Children selected from the Baltimore County Police Athletic League were given the opportunity to shop with a Ravens celebrity shopper at Target for holiday gifts...Supports his teammates' charitable activities, including Chris Canty and former Raven Jameel McClain's annual Thanksgiving food distribution "53 Families" and Lardarius Webb's Charity Softball Game each spring at M&T Bank Stadium.

THE M&T ADVANTAGE

Entering 2015, the Ravens have won 36 of their last 43 regular season home games during the John Harbaugh Era (2008-14) and are 45-11 in games played in Baltimore, ranking as the NFL's second-best home mark since the 2008 NFL campaign began.

NFL'S BEST REGULAR SEASON HOME RECORDS (John Harbaugh Era / 2008-14)

Rk.	Team	Record	Pct.
1.	New England Patriots	49-7	.875
2.	Baltimore Ravens	45-11	.804
3.	Green Bay Packers	44-11-1	.795



BALTIMORE
RAVENS

50

ALBERT McCLELLAN
INSIDE LINEBACKER | 6-2 | 254

COLLEGE: Marshall HS: Kathleen (Lakeland, FL)

BORN: 6/4/86, Lakeland, FL

EXP. (NFL/RAVENS): 5/5 GP/GS (PLAYOFFS): 61/13 (8/0)

TRANSACTIONS

Albert McClellan re-signed with the Ravens on 3/24/15...Re-signed with Baltimore on 3/27/13...Originally signed with the Ravens as a rookie free agent on 5/6/10.

CAREER

- Led the Ravens with a career-high 13 special teams tackles in 2014
- Led the Ravens with 12 special teams tackles in 2013
- Recorded his first-career NFL sack vs. Den. (12/16/12)
- Posted a career-high 8 tackles vs. Cle. (9/27/12)
- Started his first-career game vs. SF (11/24/11)
- Saw action in his first-career NFL game vs. Pit. (9/11/11)

2014: (16/0, 2/0) Led the team with a career-high 13 special teams tackles and had 4 stops from scrimmage for a defense that finished second in the league (tied with Philadelphia) with 49 sacks (Buffalo - 54)

- Saw action in both postseason contests, recording 2 special teams tackles
- Led the team with 2 tackles and a FF on special teams and produced 1 tackle from scrimmage in the 21-7 victory in **game 10 vs. Ten. (11/9)**
- Posted 1 tackle from scrimmage and 1 special teams stop in **game 8 at Cin. (10/26)**
- Played from scrimmage and led the team with a career-high 4 solo special teams tackles in the 48-17 victory in **game 6 at TB (10/12)**
- Saw action in his 50th-career NFL game and registered 1 special teams tackle and 1 FR on special teams, leading to a Ravens' FG four plays later, in **game 5 at Ind. (10/5)**

2013: (15/0) Led the team with 12 special teams tackles... Missed one game with a shoulder injury

- Tied for the team lead (Anthony Levine) with 2 solo special teams tackles in **game 16 at Cin. (12/29)**
- Tied for the team lead (Jeromy Miles) with 2 special teams tackles in the 29-26 win in **game 13 vs. Min. (12/8)**
- Recorded a solo special teams tackle before leaving the game in the second quarter with a shoulder injury in **game 4 at Buf. (9/29)**
- Tied for the team lead (James Ihedigbo) with 2 special teams tackles in **game 1 at Den. (9/5)**

2012: (14/12, 4/0) Posted career highs in every category, producing 42 tackles (29 solo), 1 sack (-11 yards), 2 PD and 2 FRs...Also netted 7 solo tackles and 1 FF on special teams



- Recorded 4 tackles, his first-career NFL sack (-11 yards), 2 special teams stops and 1 FF in **game 14 vs. Den. (12/16)**
- Led the team with a career-high 8 tackles (5 solo) for a defense that held the Browns to 20% on third down (3-of-15) in the 23-16 victory in **game 4 vs. Cle. (9/27)**
- Posted 2 special teams tackles and saw action from scrimmage for a defense that forced 10 turnovers in four playoff games

2011: (16/1, 2/0) Led the team with 12 special teams tackles... Also produced 7 tackles (5 solo) from scrimmage

- Started his first-career NFL game and produced 4 tackles for a defense that recorded a franchise-record-tying 9 sacks in **game 11 vs. SF (11/24)**
- Posted his first-career tackle from scrimmage for a defense that held the Steelers to 70 rushing yards in the 23-20 win in **game 8 at Pit. (11/6)**
- Posted his first-career special teams stop in **game 2 at Ten. (9/18)**
- Saw action in his first-career NFL game on special teams in the 35-7 victory in the **season opener vs. Pit. (9/11)**
- Played in both playoff games, totaling 2 special teams stops

2010: (PS) Spent the season on the Ravens' practice squad

COLLEGE: The three-time captain appeared in 48 games (42 starts) during his five-year career at Marshall...Totaled 230 tackles (99 solo), 39.5 TFL, 19.5 sacks, 11 PD, 7 FFs and 1 FR during that time...Earned second-team All-Conference USA status as a senior in 2009 along with being tabbed as a preseason first-team All-CUSA selection...Started 12 of 13 games and notched 54 tackles (16 solo), 9 TFL, 3 sacks, 2 FFs and 2 PD in his final collegiate season...Had a career-high 15 tackles (3 solo), 3 TFL, 2 sacks, 1 FF and a blocked kick vs. Bowling Green...Was a first-team All-CUSA pick as a junior

50 ALBERT McCLELLAN

in 2008...Started all 12 games in which he played, totaling 59 tackles (18 solo), 4.5 TFL and 2.5 sacks while facing many double teams...Redshirted the 2007 season after suffering a preseason knee injury...Named CUSA Defensive MVP and was selected first-team All-CUSA by the media and coaches in his 2006 sophomore campaign...Finished fourth on the team with 77 tackles (41 solo)...Nationally, he ranked sixth in the NCAA in TFL (19) and seventh in sacks (11), both numbers that led his conference...His best performance of 2006 was at East Carolina, where he had 9 tackles (8 solo), a school-record 6.5 TFL, 3.5 sacks, 2 FFs and 1 PD...Played in 11 games with five starts as a freshman in 2005...He was selected to the *CollegeFootballNews.com* Freshman All-America and CUSA All-Freshman teams...Completed the season with 40 tackles (24 solo), 7 TFL, 3 sacks, 1 FR and 2 PD...Majored in business management at Marshall.

HIGH SCHOOL, PERSONAL: Was a Florida Class 3A first-team All-State pick at Kathleen (FL) HS, the same high school attended by longtime Ravens LB Ray Lewis...As a senior, McClellan had 65 tackles and 12 sacks...Also played basketball.

COMMUNITY: Supported the Ravens Hometown Huddle in Oct. 2012 by taking part in the first-ever Ravens TEAM Challenge at M&T Bank Stadium...McClellan joined teammates and Ravens cheerleaders to complete various tasks alongside students from Baltimore's Dogwood Elementary School...In 2014, supported the Ravens' community events by attending the annual Goodwill Gridiron Halloween party, with proceeds benefitting Goodwill Industries of the Chesapeake and A Purple Evening, the annual women's event at M&T Bank Stadium.

2014

GAME-BY-GAME DEFENSE

RAVENS

Date/Opp.	TT	Solo	Asst.	Sacks	INT	PD	FF	FR
9/7 vs. Cin.		SAW ACTION ON SPECIAL TEAMS						
9/11 vs. Pit.		SAW ACTION ON SPECIAL TEAMS						
9/21 @ Cle.	1	0	1	0-0	0-0	0	0	0
9/28 vs. Car.		SAW ACTION ON SPECIAL TEAMS						
10/5 @ Ind.		SAW ACTION ON SPECIAL TEAMS						
10/12 @ TB	0	0	0	0-0	0-0	0	0	0
10/19 vs. Atl.	1	0	1	0-0	0-0	0	0	0
10/26 @ Cin.	1	1	0	0-0	0-0	0	0	0
11/2 @ Pit.		SAW ACTION ON SPECIAL TEAMS						
11/9 vs. Ten.	1	0	1	0-0	0-0	0	0	0
11/24 @ NO	0	0	0	0-0	0-0	0	0	0
11/30 vs. SD		SAW ACTION ON SPECIAL TEAMS						
12/7 @ Mia.		SAW ACTION ON SPECIAL TEAMS						
12/14 vs. Jax.		SAW ACTION ON SPECIAL TEAMS						
12/21 @ Hou.	0	0	0	0-0	0-0	0	0	0
12/28 vs. Cle.		SAW ACTION ON SPECIAL TEAMS						
Totals	4	1	3	0-0	0-0	0	0	0
Playoffs								
1/3/15 @ Pit.	0	0	0	0-0	0-0	0	0	0
1/10/15 @ NE	0	0	0	0-0	0-0	0	0	0
Totals	0	0	0	0-0	0-0	0	0	0

2014

GAME-BY-GAME SPECIAL TEAMS TACKLES

RAVENS

Date/Opp.	TT	Solo	Asst.	FF	FR	BK
9/7 vs. Cin.	0	0	0	0	0	0
9/11 vs. Pit.	0	0	0	0	0	0
9/21 vs. Cle.	1	1	0	0	0	0
9/28 vs. Car.	0	0	0	0	0	0
10/5 @ Ind.	1	1	0	0	1	0
10/12 @ TB	4	4	0	0	0	0
10/19 vs. Atl.	0	0	0	0	0	0
10/26 @ Cin.	1	0	1	0	0	0
11/2 @ Pit.	1	0	1	0	0	0
11/9 vs. Ten.	2	2	0	1	0	0
11/24 @ NO	0	0	0	0	0	0
11/30 vs. SD	0	0	0	0	0	0
12/7 @ Mia.	0	0	0	0	0	0
12/14 vs. Jax.	1	1	0	0	0	0
12/21 @ Hou.	1	1	0	0	0	0
12/28 vs. Cle.	1	1	0	0	0	0
Totals	13	11	2	1	1	0
Playoffs						
1/3/15 @ Pit.	0	0	0	0	0	0
1/10/15 @ NE	2	1	1	0	0	0
Totals	2	1	1	0	0	0

2012

GAME-BY-GAME DEFENSE

RAVENS

Date/Opp.	TT	Solo	Asst.	Sacks	INT	PD	FF	FR
9/10 vs. Cin.	2	2	0	0-0	0-0	0	0	0
9/16 @ Phi.	6	5	1	0-0	0-0	1	0	1
9/23 vs. NE	1	1	0	0-0	0-0	0	0	0
9/27 vs. Cle.	8	5	3	0-0	0-0	0	0	0
10/7 @ KC	2	1	1	0-0	0-0	0	0	0
10/14 vs. Dal.	3	2	1	0-0	0-0	0	0	0
10/21 @ Hou.	1	0	1	0-0	0-0	0	0	0
11/4 @ Cle.	1	0	1	0-0	0-0	0	0	0
11/11 vs. Oak.	3	3	0	0-0	0-0	0	0	1
11/18 @ Pit.	1	1	0	0-0	0-0	1	0	0
11/25 @ SD	2	0	2	0-0	0-0	0	0	0
12/2 vs. Pit.	5	4	1	0-0	0-0	0	0	0
12/9 @ Was.	3	2	1	0-0	0-0	0	0	0
12/16 vs. Den.	4	3	1	1-11	0-0	0	0	0
12/23 vs. NYG		INACTIVE - THIGH/SHOULDER						
12/30 @ Cin.		ACTIVE, BUT DID NOT PLAY						
Totals	42	29	13	1-11	0-0	2	0	2
Playoffs								
1/6/13 vs. Ind.	0	0	0	0-0	0-0	0	0	0
1/12/13 @ Den.	0	0	0	0-0	0-0	0	0	0
1/20/13 @ NE		SAW ACTION ON SPECIAL TEAMS						
2/3/13 @ SF	0	0	0	0-0	0-0	0	0	0
Totals	0	0	0	0-0	0-0	0	0	0

2011

GAME-BY-GAME DEFENSE

RAVENS

Date/Opp.	TT	Solo	Asst.	Sacks	INT	PD	FF	FR
9/11 vs. Pit.		SAW ACTION ON SPECIAL TEAMS						
9/18 @ Ten.		SAW ACTION ON SPECIAL TEAMS						
9/25 @ STL		SAW ACTION ON SPECIAL TEAMS						
10/2 vs. NYJ		SAW ACTION ON SPECIAL TEAMS						
10/16 vs. Hou.		SAW ACTION ON SPECIAL TEAMS						
10/24 @ Jax.		SAW ACTION ON SPECIAL TEAMS						
10/30 vs. Ari.		SAW ACTION ON SPECIAL TEAMS						
11/6 @ Pit.	1	1	0	0-0	0-0	0	0	0
11/13 @ Sea.	0	0	0	0-0	0-0	0	0	0
11/20 vs. Cin.		SAW ACTION ON SPECIAL TEAMS						
11/24 vs. SF	4	2	2	0-0	0-0	0	0	0
12/4 @ Cle.		SAW ACTION ON SPECIAL TEAMS						
12/11 vs. Ind.	0	0	0	0-0	0-0	0	0	0
12/18 @ SD	2	2	0	0-0	0-0	0	0	0
12/24 vs. Cle.	0	0	0	0-0	0-0	0	0	0
1/1/12 @ Cin.	0	0	0	0-0	0-0	0	0	0
Totals	7	5	2	0-0	0-0	0	0	0
Playoffs								
1/15/12 vs. Hou.		SAW ACTION ON SPECIAL TEAMS						
1/22/12 @ NE		SAW ACTION ON SPECIAL TEAMS						
Totals	0	0	0	0-0	0-0	0	0	0

50 ALBERT McCLELLAN

REGULAR SEASON

Year	Team	GP	GS	TACKLES			SACKS		INTERCEPTIONS					FUMBLES			
				TT	Solo	Asst.	No.	Yards	No.	Yards	LG	TD	PD	FF	FR	Yards	
2010	Baltimore	--	--	RAVENS PRACTICE SQUAD			--	--	--	--	--	--	--	--	--	--	--
2011	Baltimore	16	1	7	5	2	0.0	0.0	0	0	0	0	0	0	0	0	0
2012	Baltimore	14	12	42	29	13	1.0	11.0	0	0	0	0	2	0	2	0	0
2013	Baltimore	15	0	0	0	0	0.0	0.0	0	0	0	0	0	0	0	0	0
2014	Baltimore	16	0	4	1	3	0.0	0.0	0	0	0	0	0	0	0	0	0
Totals		61	13	53	35	18	1.0	11.0	0	0	0	0	2	0	2	0	0

SPECIAL TEAMS TACKLES (44): 2011 (12); 2012 (7); 2013 (12); 2014 (13)

CAREER SINGLE-GAME HIGHS (REGULAR SEASON)

Total Tackles: 8 (9/27/12 vs. Cle.)
Sacks: 1 (12/16/12 vs. Den.)
Forced Fumbles: None
Passes Defensed: 1 2 times (last: 11/18/12 at Pit.)

Solo Tackles: 5 2 times (last: 9/27/12 vs. Cle.)
INTs: None
Fumble Recoveries: 1 2 times (last: 11/11/12 vs. Oak.)

Additional Statistics: Has a FF on special teams vs. Ten. (11/9/14) and a FR on special teams vs. Ind. (10/5/14)

POSTSEASON

Year	Team	GP	GS	TACKLES			SACKS		INTERCEPTIONS					FUMBLES			
				TT	Solo	Asst.	No.	Yards	No.	Yards	LG	TD	PD	FF	FR	Yards	
2010	Baltimore	--	--	RAVENS PRACTICE SQUAD			--	--	--	--	--	--	--	--	--	--	--
2011	Baltimore	2	0	0	0	0	0.0	0.0	0	0	0	0	0	0	0	0	0
2012	Baltimore	4	0	0	0	0	0.0	0.0	0	0	0	0	0	0	0	0	0
2014	Baltimore	2	0	0	0	0	0.0	0.0	0	0	0	0	0	0	0	0	0
Totals		8	0	0	0	0	0.0	0.0	0	0	0	0	0	0	0	0	0





BALTIMORE
RAVENS

56

STEVEN MEANS

OUTSIDE LINEBACKER | 6-3 | 263

COLLEGE: Buffalo HS: Grover Cleveland (Buffalo, NY)

BORN: 9/16/90, Buffalo, NY

EXP. (NFL/RAVENS): 2/1 GP/GS (PLAYOFFS): 11/0 (0/0)

TRANSACTIONS

Steven Means was signed to the Ravens' active roster from their practice squad on 12/23/14...Added to Baltimore's practice squad on 10/7/14...Waived by Tampa Bay on 9/9/14...Originally selected by the Buccaneers in the fifth round (147th overall) of the 2013 NFL Draft.

CAREER

- Has 6 tackles (3 solo) and 2 QB hits in 11 career contests (10 games as a rookie in 2013)
- Recorded a single-game career-high 2 tackles vs. Phi. (10/13/13), including his first-career stop
- Saw action in his first-career NFL game at NYJ (9/8/13)



2014: (with Tampa Bay/Baltimore – 1/0, 0/0) Saw action in one game for the Buccaneers before being released and signed by the Ravens

- Was a game-day inactive in the 20-10 victory in the **season finale vs. Cle. (12/28)** after being signed to the Ravens' active roster from their practice squad on 12/23...Added to the Ravens' practice squad on 10/7
- Registered 1 tackle in Tampa Bay's **season opener vs. Car. (9/7)** before being released on 9/9

2013: (with Tampa Bay – 10/0) Totaled 5 tackles (3 solo) and 1 QB hit in 10 contests as a rookie, playing at defensive end and contributing on special teams

- Recorded a single-game career-high 2 tackles, including his first-career stop, in **game 6 vs. Phi (10/13)**
- Notched his first-career QB hit in **game 4 vs. Ari. (9/29)**
- Saw action in his first-career NFL game in the **season opener at NYJ (9/8)**

COLLEGE: Played in 48 games (42 starts) at Buffalo, posting 185 tackles, 29.5 TFL, 18.5 sacks, 3 FFs, 3 FRs and 2 INTs, in addition to 5 blocked kicks...Finished his career fourth in school history in sacks and tied for 10th in TFL...Set career highs in tackles (77), TFL (11) and sacks (6.5) as a senior, earning All-MAC second-team honors in 2012...Recorded 33 tackles and 2.5 sacks as a junior in 2011, as well as 1 INT-TD (42 yards)...Produced 50 tackles, 4.5 sacks (tied for the team lead) and 2 FFs as a redshirt sophomore in 2010...Led the team in sacks (5) during his redshirt freshman season, earning first-team All-Freshman honors from *Phil Steele*... Majored in human development and family studies.

HIGH SCHOOL, PERSONAL: Prepped at Grover Cleveland (NY) HS, where he was a two-time All-Western New York selection...Recorded 108 tackles, 20 sacks, 5 FFs and 1 INT as a senior, leading his team to an appearance in the Western New York Harvard Cup.

COMMUNITY: Was active in the Tampa Bay community during his two years as a Buccaneer...Participated in the "D-Line Does Christmas" shopping event...Purchased toys and hosted a surprise shopping spree for underprivileged families...Joined United Way volunteers and students to create a "Learning Garden" at a local elementary school... As a member of the 2013 Buccaneers Rookie Club, Means supported his teammates' and Buccaneers' charitable initiatives...Visited patients at St. Joseph's Children's Hospital, visited young patients over the holidays at All Children's Hospital...Sang Christmas carols to residents at Westminster Palms Retirement Home...Participated in a teambuilding scavenger hunt with the Boys & Girls Clubs of Tampa at Busch Gardens...Hosted a bowling outing with Big Brothers/Big Sisters of Tampa Bay...Challenged youth from the Central City YMCA in games at a local arcade... Honored our service members in the armed forces through several initiatives...Hosted an ice cream social for military veterans at James Haley VA Hospital...Greeted veterans at Bay Pines VA Hospital...Visited local servicemen and servicewomen at MacDill Air Force Base...Hosted a "Salute to Service" Barbecue with USAA at U.S. Coast Guard Sector St. Petersburg.

DID YOU KNOW?

From 2006-09, the Ravens produced a 39-game streak of not allowing a 100-yard rusher. Additionally, Baltimore allowed just 3.62 yards per carry in 2014, the NFL's third-best mark. Baltimore's 88.3 rushing yards permitted per game in 2014 ranked fourth.

56 STEVEN MEANS

2014

GAME-BY-GAME DEFENSE

RAVENS

Date/Opp.	TT	Solo	Asst.	Sacks	INT	PD	FF	FR
9/7 vs. Cin.		ON TAMPA BAY'S ROSTER						
9/11 vs. Pit.		NOT ON AN NFL ROSTER						
9/21 @ Cle.		NOT ON AN NFL ROSTER						
9/28 vs. Car.		NOT ON AN NFL ROSTER						
10/5 @ Ind.		NOT ON AN NFL ROSTER						

WITH BALTIMORE

10/12 @ TB		ON RAVENS' PRACTICE SQUAD						
10/19 vs. Atl.		ON RAVENS' PRACTICE SQUAD						
10/26 @ Cin.		ON RAVENS' PRACTICE SQUAD						
11/2 @ Pit.		ON RAVENS' PRACTICE SQUAD						
11/9 vs. Ten.		ON RAVENS' PRACTICE SQUAD						
11/24 @ NO		ON RAVENS' PRACTICE SQUAD						
11/30 vs. SD		ON RAVENS' PRACTICE SQUAD						
12/7 @ Mia.		ON RAVENS' PRACTICE SQUAD						
12/14 vs. Jax.		ON RAVENS' PRACTICE SQUAD						
12/21 @ Hou.		ON RAVENS' PRACTICE SQUAD						
12/28 vs. Cle.		INACTIVE						

Totals	0	0	0	0-0	0-0	0	0	0
---------------	----------	----------	----------	------------	------------	----------	----------	----------

Playoffs

1/3/15 @ Pit.		INACTIVE						
1/10/15 @ NE		INACTIVE						
Totals	0	0	0	0-0	0-0	0	0	0

2013

GAME-BY-GAME DEFENSE

BUCCANEERS

Date/Opp.	TT	Solo	Asst.	Sacks	INT	PD	FF	FR
9/8 @ NYJ	0	0	0	0-0	0-0	0	0	0
9/15 vs. NO		DID NOT PLAY						
9/22 @ NE		DID NOT PLAY						
9/29 vs. Ari.	0	0	0	0-0	0-0	0	0	0
10/13 vs. Phi.	2	0	2	0-0	0-0	0	0	0
10/20 @ Atl.		DID NOT PLAY						
10/24 vs. Car.	1	1	0	0-0	0-0	0	0	0
11/3 @ Sea.	0	0	0	0-0	0-0	0	0	0
11/11 vs. Mia.		DID NOT PLAY						
11/17 vs. Atl.	0	0	0	0-0	0-0	0	0	0
11/24 @ Det.		DID NOT PLAY						
12/1 @ Car.		DID NOT PLAY						
12/8 vs. Buf.	0	0	0	0-0	0-0	0	0	0
12/15 vs. SF	1	1	0	0-0	0-0	0	0	0
12/22 @ STL	0	0	0	0-0	0-0	0	0	0
12/29 @ NO	1	1	0	0-0	0-0	0	0	0
Totals	5	3	2	0-0	0-0	0	0	0

REGULAR SEASON

Year	Team	GP	GS	TACKLES			SACKS		INTERCEPTIONS					FUMBLES				
				TT	Solo	Asst.	No.	Yards	No.	Yards	LG	TD	PD	FF	FR	Yards		
2013	Tampa Bay	10	0	5	3	2	0.0	0.0	0	0	0	0	0	0	0	0	0	0
2014	TB/Bal.*	1	0	1	0	1	0.0	0.0	0	0	0	0	0	0	0	0	0	0
Totals		11	0	6	3	3	0.0	0.0	0	0	0	0	0	0	0	0	0	0

*PLAYED IN ONE GAME, REGISTERING 1 TACKLE FOR THE BUCS BEFORE BEING SIGNED BY THE RAVENS

CAREER SINGLE-GAME HIGHS (REGULAR SEASON)

Total Tackles: 2 (10/13/13 vs. Phi.)	Solo Tackles: 1 4 times (last: 12/29/13)
Sacks: None	INTs: None
Forced Fumbles: None	Fumble Recoveries: None
Passes Defensed: None	

POSTSEASON

Year	Team	GP	GS	TACKLES			SACKS		INTERCEPTIONS					FUMBLES				
				TT	Solo	Asst.	No.	Yards	No.	Yards	LG	TD	PD	FF	FR	Yards		
2014	Baltimore	0	0	0	0	0	0.0	0.0	0	0	0	0	0	0	0	0	0	0
Totals		0	0	0	0	0	0.0	0.0	0	0	0	0	0	0	0	0	0	0

SACK DIFFERENTIAL

The Ravens owned the NFL's No. 1 sack differential (+30) in 2014, allowing just 19 QB drops while registering 49. (Baltimore's 49 sacks in 2014 tied Philadelphia as the NFL's second most, and its 19 permitted ranked as the league's second fewest.)

NFL'S BEST SACK DIFFERENTIAL (2014 Season)

Rk.	Team	Diff.	Sacks	Sacks Allowed
1.	Baltimore Ravens	+30	49	19
2.	Denver Broncos	+24	41	17
3.	Philadelphia Eagles	+17	49	32
4.	Buffalo Bills	+15	54	39
5.	New England Patriots	+14	40	26





BALTIMORE
RAVENS

38

RASHAAN MELVIN
CORNERBACK | 6-2 | 193

COLLEGE: Northern Illinois HS: Waukegan (IL)

BORN: 10/2/89, Waukegan, IL

EXP. (NFL/RAVENS): 3/2 GP/GS (PLAYOFFS): 3/2 (2/2)

TRANSACTIONS

Rashaan Melvin was signed by Baltimore off the Dolphins' practice squad on 11/8/14...Signed to Miami's practice squad on 10/28/14...Released by the Buccaneers on 9/15/14...Placed on Injured Reserve (hamstring) by Tampa Bay on 10/15/13...Originally signed by the Buccaneers as an undrafted rookie free agent on 5/2/13.

CAREER

- Saw action in three games (two starts) in 2014 and totaled 17 tackles (13 solo), 1 PD and 1 FF for a defense that finished second in the league (tied with Philadelphia) with 49 sacks (Buffalo - 54)
- Started his first-career game and responded with career highs in total tackles (8), solo stops (6) and recorded his first-career FF at Hou. (12/21/14)
- Was on the Buccaneers' active roster, but was a game-day inactive in Weeks 1, 4 and 6 in 2013



2014: (with Tampa Bay/Miami/Baltimore – 3/2, 2/2) Totaled 17 tackles (13 solo), 1 PD and 1 FF for a Ravens' defense that finished second in the league (tied with Philadelphia) with 49 sacks (Buffalo - 54)...Ravens allowed the sixth-fewest points per game (18.9) in 2014...Was signed by the Ravens (off of the Dolphins' practice squad) on 11/8...Added to the Dolphins' practice squad on 10/28 after being released by the Buccaneers on 9/15...Played in his first-career game with the Ravens

- Started both postseason contests and finished second on the team with 18 tackles (15 solo) for a defense that produced 7 sacks and allowed just 82 rushing yards in two playoff games
- Started and led the team with a postseason-career-high 11 tackles (9 solo) for a defense that allowed just 14 yards rushing in the **Divisional Playoff game at NE (1/10/15)**
- Started and had 4 tackles, including 3 solo, for a defense that held the Browns to 23% on third down (3 of 13) in the 20-10 victory in the **season finale vs. Cle. (12/28)**
- Started his first-career game and responded with career highs in total tackles (8), solo stops (6) and recorded his first-career FF in **game 15 at Hou. (12/21)**
- Played in his first-career NFL game and recorded 5 tackles (4 solo) and 1 PD for a defense that posted a season-high 8 sacks and held the Jaguars to 28% (5 of 18) on third down in the 20-12 victory in **game 14 vs. Jax. (12/14)**

2013: (with Tampa Bay – 0/0) Active for two games (Week's 2 and 3), but did not play...Was on the active roster, but was a game-day inactive for Weeks 1, 4 and 6 before being placed on Injured Reserve (hamstring) on 10/15/13

COLLEGE: Appeared in 41 games (14 starts) in four years at Northern Illinois (2009-12), totaling 172 tackles, 35 PD (second most in school history), 5 INTs, 3.5 TFL and 1 FF...Earned first-team All-MAC honors (*CollegeFootballNews.com*)

after starting all 12 games as a senior (2012), recording 55 tackles, 1.5 TFL, 1 INT, 1 FF and a school-record and Mid Atlantic Conference-leading 17 PD...Started all 13 games as a junior (2011), recording 78 tackles, 9 PD and 3 INTs...Saw action in all 14 games (two starts) as a sophomore (2010), compiling 49 tackles, 4 PD, 2 INTs and 1 TFL...Walked on as a freshman, appearing in two games in 2009 before earning a scholarship during the spring of 2010...Majored in sociology.

HIGH SCHOOL, PERSONAL: Prepped at Waukegan (IL) HS, where he caught 58 passes for 585 yards as a WR and produced 70 tackles, 8 INTs and 3 defensive TDs as a senior (2008)...Earned first-team Central Suburban League South and first-team *Lake County News Sun* honors as a WR during his final season...Also lettered in basketball as a team captain and two-year varsity starter.

COMMUNITY: Was active in the Tampa Bay community during his first year as a Buccaneer...In Nov. 2013, helped United Healthcare employees with a community beautification project at the Arbor Place Apartments in Tampa...Visited patients at St. Joseph's Children's Hospital and visited young patients over the holidays at All Children's Hospital...Sang Christmas carols to residents at Westminster Palms Retirement Home...Participated in a team-building scavenger hunt with the Boys & Girls Clubs of Tampa at Busch Gardens...Hosted a bowling outing with Big Brothers/Big Sisters of Tampa Bay...Challenged youth from the Central City YMCA in games at a local arcade...Honored our service members in the Armed Forces through several initiatives...Hosted an ice cream social for military veterans at James Haley VA Hospital...Greeted veterans at Bay Pines VA Hospital...Visited local servicemen and servicewomen at MacDill Air Force Base...Hosted a "Salute to Service" Barbecue with the USAA at U.S. Coast Guard Sector St. Petersburg.

38 RASHAAN MELVIN

2014

GAME-BY-GAME DEFENSE

RAVENS

Date/Opp.	TT	Solo	Asst.	Sacks	INT	PD	FF	FR
9/7 vs. Cin.								
9/11 vs. Pit.								
9/21 @ Cle.								
9/28 vs. Car.								
10/5 @ Ind.								
10/12 @ TB								
10/19 vs. Atl.								
10/26 @ Cin.								
11/2 @ Pit.								

WITH BALTIMORE

11/9 vs. Ten.								
11/24 @ NO								
11/30 vs. SD								
12/7 @ Mia.								
12/14 vs. Jax.	5	4	1	0-0	0-0	1	0	0
12/21 @ Hou.	8	6	2	0-0	0-0	0	1	0
12/28 vs. Cle.	4	3	1	0-0	0-0	0	0	0
Totals	17	13	4	0-0	0-0	1	1	0

Playoffs

1/3/15 @ Pit.	7	6	1	0-0	0-0	0	0	0
1/10/15 @ NE	11	9	2	0-0	0-0	0	0	0
Totals	18	15	3	0-0	0-0	0	0	0



REGULAR SEASON

Year	Team	GP	GS	TACKLES			SACKS		INTERCEPTIONS					FUMBLES				
				TT	Solo	Asst.	No.	Yards	No.	Yards	LG	TD	PD	FF	FR	Yards		
2013	Tampa Bay	0	0	0	0	0	0.0	0.0	0	0	0	0	0	0	0	0	0	0
2014	TB/Mia./Bal.*	3	2	17	13	4	0.0	0.0	0	0	0	0	1	1	0	0	0	0
Totals		3	2	17	13	4	0.0	0.0	0	0	0	0	1	1	0	0	0	0

*ALL GAMES PLAYED IN 2014 WERE WITH THE RAVENS

CAREER SINGLE-GAME HIGHS (REGULAR SEASON)

Total Tackles: 8 (12/21/14 at Hou.)	Solo Tackles: 6 (12/21/14 at Hou.)
Sacks: None	INTs: None
Forced Fumbles: 1 (12/21/14 at Hou.)	Fumble Recoveries: None
Passes Defensed: 1 (12/14/14 vs. Jax.)	

POSTSEASON

Year	Team	GP	GS	TACKLES			SACKS		INTERCEPTIONS					FUMBLES				
				TT	Solo	Asst.	No.	Yards	No.	Yards	LG	TD	PD	FF	FR	Yards		
2014	Baltimore	2	2	18	15	3	0.0	0.0	0	0	0	0	0	0	0	0	0	0
Totals		2	2	18	15	3	0.0	0.0	0	0	0	0	0	0	0	0	0	0

CONVINCING FASHION

The Ravens averaged 25.6 points per game (the NFL's eighth-best figure) in 2014. On defense, Baltimore permitted just 18.9 points per contest, ranking as the league's sixth-best mark. Baltimore's +107 points differential stood No. 6 in the NFL during the 2014 campaign.

NFL TOTAL POINTS DIFFERENTIAL (2014 Season)

Rk.	Team	Points For	Points Against	Differential
1.	New England	468	313	+155
2.	Seattle	394	254	+140
3.	Green Bay	486	348	+138
4.	Denver	482	354	+128
5.	Dallas	467	352	+115
6.	Baltimore	409	302	+107





BALTIMORE
RAVENS

60

EUGENE MONROE

TACKLE | 6-5 | 300

COLLEGE: Virginia HS: Plainfield (NJ)

BORN: 4/18/87, Plainfield, NJ

EXP. (NFL/RAVENS): 7/3 GP/GS (PLAYOFFS): 87/84 (0/0)

TRANSACTIONS

Eugene Monroe re-signed with Baltimore (five-year contract) on 3/12/14...Acquired by the Ravens (trade with Jacksonville for fourth- and fifth-round 2014 draft choices) on 10/3/13...Originally selected by the Jaguars in the first round (eighth overall) of the 2009 NFL Draft.

CAREER

- Started 11 games at LT (missed four games with a knee injury and one with an ankle injury) for an offense that established franchise single-season records in yards (5,838) and points scored (409) in 2014
- Part of an O-line that allowed just 19 sacks (second fewest in NFL) in 2014
- Helped QB Joe Flacco set career highs in passing yards (3,986) and TD passes (27), completing 62.1% of his passes (344 of 554) for a 91.0 QB rating in 2014
- Helped Jacksonville RB Maurice Jones-Drew rush for 4,873 yards and 30 TDs, earning three Pro Bowls from 2009-11
- In 2011, Jones-Drew led the NFL in rushing (1,606 yards), including six 100-yard rushing games

2014: (with Baltimore – 11/11, 0/0) Was part of an offense that established franchise single-season records in yards (5,838) and points scored (409)

- Did not play in either postseason game due to an ankle injury, but was active in the **Divisional Playoff at NE (1/10/15)**
- Started at LT and helped the Ravens total 447 yards (264 passing and 183 rushing) and 4 TDs (2 rushing and 2 passing) in the 28-13 victory in **game 13 at Mia. (12/7)**
- Started at LT and helped the Ravens total 215 rushing yards and 2 rushing TDs on 32 attempts (6.7 yards per carry) in the 34-27 victory in **game 11 at NO (11/24)**
- Started at LT and helped the Ravens rush for 151 yards and 2 TDs on 34 carries (4.4 avg.), including 112 yards and 2 TDs by RB Justin Forsett in **game 10 vs. Ten. (11/9)**
- Started at LT and allowed QB Joe Flacco time to complete 30 of 45 passes (66.7%) for his franchise-record 20th-career 300-yard game (303 yards), 2 TDs and 1 INT for a 91.3 QB rating in **game 9 at Pit. (11/2)**
- Was a game-day inactive (knee) in **games 4-7**
- Started at LT and helped protect Flacco, allowing him to set career highs in passing attempts (62 - tied), completions (35) and long pass (80 yards), as well as opening holes, allowing the Ravens to average 4.7 yards per carry in the **season opener vs. Cin. (9/7)**

2013: (with Jacksonville/Baltimore – 15/15) Started 15 games at LT (four games for the Jaguars and the final 11 with the Ravens), helping QB Joe Flacco set career highs in attempts (614), completions (362) and passing yards (3,912)... Was traded to the Ravens from the Jaguars on 10/3

- Started at LT and helped protect QB Joe Flacco, helping him complete 65.4% of his passes (17 of 26) for 273 yards and a

TD, including two 60-plus-yard completions (60-yarder to Torrey Smith and a 66-yard TD pass to Jacoby Jones), in the 19-3 win in **game 11 vs. NYJ (11/24)**

- Started at LT and helped protect Flacco, allowing him to surpass the 20,000-yard career passing mark, and helped the Ravens rush for 174 yards and 1 TD, including a season-high 131 (and 1 TD) by RB Ray Rice in **game 10 at Chi. (11/17)**
- Started his first game as a Raven at LT and helped protect Flacco, who threw for 342 yards, 2 TDs and no INTs for a 112.6 QB rating in **game 6 vs. GB (10/13)**
- Was a game-day inactive in **game 5 at Mia. (10/6)** after joining the Ravens via trade three days earlier
- Started the first four games of the season at LT for the Jaguars before being traded to the Ravens on 10/3

2012: (with Jacksonville – 16/16) Started all 16 games at LT for the first time in his career and was one of only two offensive players (Brad Meester) to not miss a snap

- Helped protect Jaguars QBs, allowing them to throw for a season-high 372 yards in **game 10 at Hou. (11/18)**
- Paved the way for a Jaguars' season-high 185 yards on 32 rushes in **game 3 at Ind. (9/23)**

2011: (with Jacksonville – 15/14) Blocked for NFL rushing leader RB Maurice Jones-Drew (1,606 yards), who earned his third-consecutive trip to the Pro Bowl...Part of an offensive line that helped the club produce 14 100-yard rushing games... Missed game 6 at Pit. (10/16) due to a shoulder injury

- Helped Jones-Drew rush for a season-high 169 yards in the **season finale vs. Ind. (1/1/12)**
- Part of offense that produced a season-high 325 yards in **game 13 vs. TB (12/11)**

60 EUGENE MONROE

2010: (with Jacksonville – 15/15) Played major role on an offense that ranked third in the NFL with 149.7 rushing yards per game, the second-highest average in Jaguars franchise history...Offense set a franchise record with four 200-yard rushing games, including a record three straight...Helped RB Maurice Jones-Drew earn his second-consecutive trip to the Pro Bowl...Protected QB David Garrard, who set a single-season franchise record with 23 TD passes...Missed the game at NYG (11/28) due to a concussion

- Helped offense produce two 100-yard rushers (Rashad Jennings – 109 and Jones-Drew – 101) for only the third time in franchise history in **game 13 vs. Oak. (12/12)**
- Helped the offense rush for 258 yards (second-most in Jaguars history) on a franchise-record 53 carries in **game 12 at Ten. (12/5)**
- Helped the Jaguars rush for 216 yards in **game 5 at Buf. (10/10)**

2009: (with Jacksonville – 15/13) Helped the Jaguars rush for 2,029 yards (1,391 by Jones-Drew) and 19 TDs, averaging 4.5 yards per carry

- Part of an offense that registered a season-high 492 yards (fourth most in Jaguars history) in **game 6 vs. STL (10/18)**
- Paved the way for 185 rushing yards and 399 yards of total offense in **game 3 at Hou. (9/27)**
- Started his first-career NFL game, and along with RT Eben Britton, became the first pair of rookie tackles to start on opening day in the NFL since 1982 (Luis Sharpe and Tootie Robbins - St. Louis Cardinals) in the **game 1 at Ind. (9/13)**

COLLEGE: Four-year letterman and three-year starter who started 30 games at Virginia...Unanimous All-ACC selection as a senior, starting all 12 games at LT...Also earned the Jacobs Blocking Trophy as a senior, given annually since 1953 to the player voted the most outstanding blocker

in the ACC by a poll of the league’s head coaches and defensive coordinators...Registered a school-record 105 knockdowns and set an ACC single-season record with 16 TD-resulting blocks as a senior...Named honorable mention All-America and first-team All-ACC by *The NFL Draft Report* as a junior after starting 11 games at LT and not allowing a sack on 428 pass plays...Delivered 55 knockdowns, including 15 that resulted in TDs...Graduated in 2009 with a degree in sociology.

HIGH SCHOOL, PERSONAL: Prepped at Plainfield (NJ) HS, where he was named first-team All-America by *USA Today*, *U.S. Army, Parade*, *EA Sports* and *SuperPrep*...Ranked second overall among HS seniors by *College Football News*... Was top-rated player on *SuperPrep*’s Elite 50 list and did not allow any sacks during his final three seasons as a starter... One of 16 children (10 brothers, five sisters)...Eugene and his wife Nureya, have a daughter, Farah (3) and a son, Xavier Stone (1).

COMMUNITY: Monroe became the spokesperson for the Ravens’ GamePlanEarth (GPE) initiative in Dec., 2014...Filmed a public service announcement for GPE, outlining the ways in which the Baltimore Ravens are staying “green” and how fans can help...Participated in an interactive tour at Healthy Harbor in Baltimore City by cleaning oysters and learning about Baltimore’s Water Wheel...GamePlanEarth is a week of environmental initiatives established and led by the Ravens to help better the Baltimore community...Hosted a holiday food and toy drive for those in need in Baltimore City...Supports his teammates’ and the Ravens organization’s charitable events, including Lardarius Webb’s Charity Softball Game and the Helping Up Mission’s annual Coat Drive...Joined teammates in delivering coats, hats and gloves to the residents...Shelter provides counseling for long-term addiction recovery for poor and homeless men in the Baltimore area.

RECORD-SETTING OFFENSE


In 2014, the Ravens recorded the most points (409) and total yards (5,838) in single-season team history. The previous bests were 398 points (2012) and 5,723 yards (1996).

RAVENS OFFENSIVE OUTPUT (Single-Season History)

TOTAL POINTS	
Year	Points
2014	409
2012	398
2009	391
2003	391
2008	385



TOTAL NET YARDS	
Year	Yards
2014	5,838
1996	5,723
2012	5,640
2009	5,619
2011	5,419



BALTIMORE
RAVENS

57

C.J. MOSLEY

INSIDE LINEBACKER | 6-2 | 235

COLLEGE: Alabama HS: Theodore (AL)

BORN: 6/19/92, Theodore, AL

EXP. (NFL/RAVENS): 2/2 GP/GS (PLAYOFFS): 16/16 (2/2)

TRANSACTIONS

C.J. Mosley was selected by the Ravens in the first round (17th overall) of the 2014 NFL Draft.

HONORS

- Pro Bowl (2014); the first rookie in Ravens history to earn the honor
- *Associated Press* second-team All-Pro (2014)
- PFWA All-AFC (2014)
- PFWA All-Rookie Team (2014)
- NFL Rookie of the Month (Dec., 2014 and Oct., 2014)



CAREER

- Started all 16 games as a rookie and led the Ravens with 129 tackles (85 solo), adding 8 PD (tied for second on the team), 3 sacks (-16 yards), 2 INTs, 1 FF and 1 FR for a defense that finished second in the league (tied with Philadelphia) with 49 sacks (Buffalo - 54) in 2014
- Was the only player in the NFL with at least 125 tackles, 3 sacks and 2 INTs in 2014
- Started and led the Ravens with a career-high 14 tackles (8 solo stops) at Ind. (10/5/14)...Also posted 1 PD and his first-career INT (returned for 18 yards) and hit Colts QB Andrew Luck on another pass attempt, leading to a Haloti Ngata INT



2014: (16/16, 2/2) Became the first rookie in Ravens history to earn a Pro Bowl nod after leading the Ravens with 129 tackles (85 solo), adding 8 PD (tied for second on the team), 3 sacks (-16 yards), 2 INTs, 1 FF and 1 FR for a defense that finished second in the league (tied with Philadelphia) with 49 sacks (Buffalo - 54)...Ravens allowed the sixth-fewest points per game (18.9) in 2014...Was the only player in the NFL with at least 125 tackles, 3 sacks and 2 INTs

- Started both postseason contests and led the team with 19 tackles (12 solo) and 1 FF for a defense that produced 7 sacks and allowed just 82 rushing yards in two playoff games
- Crossed the 100-tackle plateau (102) with his 6-tackle performance (4 solo) in **game 12 vs. SD (11/30)**
- Led the team with 9 tackles (all solo) and his first-career sack (-6 yards) in the 34-27 victory in **game 11 at NO (11/24)**
- Named NFL Defensive Rookie of the Month for October after recording 40 tackles (26 solo), 2 PD and 2 INTs in four games
- Started and led the Ravens with a career-high 14 tackles (8 solo stops) in **game 5 at Ind. (10/5)**...Also posted 1 PD and his first-career INT (returned for 18 yards) and hit Colts QB Andrew Luck on another pass attempt, leading to a Haloti Ngata INT
- Started and led the team with 10 tackles (tied with Matt Elam), 1 PD and recorded his first career FF and FR (which

led to a Ravens' FG six plays later) for a defense that did not allow a TD and forced 3 turnovers (2 FRs and 1 INT) in **game 2 vs. Pit. (9/11)**

- Started his first-career NFL game and finished second on the team with 6 tackles (4 solo) and 1 PD for a defense that held the Bengals to 29% (4-of-14) on third down and allowed just 3.0 yards per carry in the **season opener vs. Cin. (9/7)**

COLLEGE: Saw action in 51 games (29 starts) and finished third on Alabama's all-time tackles list (320)...One of just seven players in Alabama history with 300-plus tackles...Mosley added 6.5 sacks (-52 yards), 19 PD, 5 INTs (3 returned for TDs), 2 FFs, 1 FR and 23 TFL (-96 yards) during his four-year career...His 3 INT-TDs are an Alabama record (tied with Antonio Langham, 1990-93)...Started all 13 games and earned the Butkus Award (nation's top LB) and was a unanimous first-team All-American and first-team All-SEC honoree after leading the team (second-consecutive year) with a career-high 109 tackles, including 61 solo, as a senior in 2013...Also posted 9 TFL (-20 yards), 1 FF and 5 PD...Saw action in 14 games (10 starts) and earned first-team All-American and All-SEC honors after he led the team with 107 tackles (66 solo), 4 sacks (-34 yards), 8 TFL, 2 PD and 2 INTs, returning one for a TD as a junior in 2012...Earned Defensive MVP honors in the BCS National Championship game after recording 8 tackles, while helping limit Notre Dame to 14 points and 32 rushing yards...Netted 7 tackles (5 solo), 1 PD and 1 INT,

57 C.J. MOSLEY

which he returned 16 yards for his third-career INT-TD, tying an Alabama school record (Antonio Langham, 1990-93)...Played in 11 games, including 6 starts, and produced 37 tackles, 4.5 TFL (-20 yards), 2 PD, 1 INT and 2 sacks (-15 yards) as a sophomore in 2011...Missed two games with a dislocated elbow...Earned freshman All-SEC honors, as well as first-team Freshman All-American accolades, after he contributed 67 tackles (30 solo), a half-sack (-3 yards), 1.5 TFL (-4 yards), 10 PD and 2 INTs, both of which he returned for TDs while playing in 13 games as a freshman in 2010.

HIGH SCHOOL, PERSONAL: Prepped at Theodore (AL) HS, where he was a *Parade*, U.S. Army and EA Sports All-American selection, finishing as the school's all-time leading tackler with over 500 stops...Was also a two-time *Alabama*

Sports Writers Association and the Class 6A Lineman of the Year as a senior in 2009...Established a school record with 186 tackles as a senior...Also logged 7 sacks, 5 FRs and 4 INTs...Recorded 176 tackles (115 solo), 17 TFL, 7 sacks, 4 FFs and 2 FRs as a junior in 2008.

COMMUNITY: In his rookie season, supported both his teammates' and the Ravens organization's community events by participating in the Lardarius Webb charity Softball Game and A Purple Evening, the annual women's event at M&T Bank Stadium...In Sept. 2014, joined teammates and local coaches to demonstrate football fundamentals to 150 predominately Hispanic youth at the annual Ravens football clinic held in celebration of Hispanic Heritage Month.

2014

GAME-BY-GAME DEFENSE

RAVENS

Date/Opp.	TT	Solo	Asst.	Sacks	INT	PD	FF	FR
9/7 vs. Cin.	6	4	2	0-0	0-0	1	0	0
9/11 vs. Pit.	10	5	5	0-0	0-0	1	1	1
9/21 @ Cle.	6	4	2	0-0	0-0	0	0	0
9/28 vs. Car.	11	7	4	0-0	0-0	2	0	0
10/5 @ Ind.	14	8	6	0-0	1-18	1	0	0
10/12 @ TB	8	6	2	0-0	0-0	0	0	0
10/19 vs. Atl.	5	4	1	0-0	0-0	0	0	0
10/26 @ Cin.	13	8	5	0-0	1-5	1	0	0
11/2 @ Pit.	9	6	3	0-0	0-0	0	0	0
11/9 vs. Ten.	5	3	2	0-0	0-0	1	0	0
11/24 @ NO	9	9	0	1-6	0-0	0	0	0
11/30 vs. SD	6	4	2	0-0	0-0	1	0	0
12/7 @ Mia.	8	7	1	1-5	0-0	0	0	0
12/14 vs. Jax.	7	4	3	1-5	0-0	0	0	0
12/21 @ Hou.	5	3	2	0-0	0-0	0	0	0
12/28 vs. Cle.	7	3	4	0-0	0-0	0	0	0
Totals	129	85	44	3-16	2-23	8	1	1
Playoffs								
1/3/15 @ Pit.	9	5	4	0-0	0-0	0	0	0
1/10/15 @ NE	10	7	3	0-0	0-0	0	1	0
Totals	19	12	7	0-0	0-0	0	1	0



REGULAR SEASON

Year	Team	GP	GS	TACKLES			SACKS		INTERCEPTIONS				FUMBLES			
				TT	Solo	Asst.	No.	Yards	No.	Yards	LG	TD	PD	FF	FR	Yards
2014	Baltimore	16	16	*129	*85	44	3.0	16.0	*2	23	18	0	8	1	1	0
Totals		16	16	129	85	44	3.0	16.0	2	23	18	0	8	1	1	0

*LED TEAM

SPECIAL TEAMS TACKLES (4): 2014 (4)

CAREER SINGLE-GAME HIGHS (REGULAR SEASON)

Total Tackles:
14 (10/5/14 at Ind.)

Sacks:
1 3 times (last: 12/14/14 vs. Jax.)

Forced Fumbles:
1 (9/11/14 vs. Pit.)

Passes Defensed:
2 (9/28/14 vs. Car.)

Solo Tackles:
9 (11/24/14 at NO)


INTs:
1 2 times (last: 10/26/14 at Cin.)

Fumble Recoveries:
1 (9/11/14 vs. Pit.)

POSTSEASON

Year	Team	GP	GS	TACKLES			SACKS		INTERCEPTIONS				FUMBLES			
				TT	Solo	Asst.	No.	Yards	No.	Yards	LG	TD	PD	FF	FR	Yards
2014	Baltimore	2	2	19	12	7	0.0	0.0	0	0	0	0	0	1	0	0
Totals		2	2	19	12	7	0.0	0.0	0	0	0	0	0	1	0	0





BALTIMORE
RAVENS

54

ZACHARY ORR
INSIDE LINEBACKER | 6-0 | 255

COLLEGE: North Texas HS: DeSoto (TX)

BORN: 6/9/92, Fairfax, VA

EXP. (NFL/RAVENS): 2/2 GP/GS (PLAYOFFS): 15/0 (2/0)

TRANSACTIONS

Zachary Orr signed with the Ravens as a rookie free agent on 5/12/14.

CAREER

- Saw action in 15 games and finished second on the team with 7 special teams tackles and had 1 stop from scrimmage after being one of three rookie free agents (T James Hurst and RB Fitzgerald Toussaint) to make the Ravens' opening-day 53-man roster
- Posted his first-career tackle from scrimmage and recorded 2 solo special teams stops vs. Jax. (12/14/14)
- Played in his first-career NFL game (saw action on special teams) vs. Cin. (9/7/14)



2014: (15/0, 2/0) Finished second on the team with 7 special teams tackles and had 1 stop from scrimmage after being one of three rookie free agents (T James Hurst and RB Fitzgerald Toussaint) to make the Ravens' opening-day 53-man roster

- Saw action in both postseason contests, netting 3 special teams tackles
- Led the team with 2 solo special teams tackles in **game 15 at Hou. (12/21)**
- Posted his first-career tackle from scrimmage and recorded 2 solo special teams stops in the 20-12 victory in **game 14 vs. Jax. (12/14)**
- Recorded his first-career special teams tackle in the 29-7 victory in **game 7 vs. Atl. (10/19)**
- Played in his first-career NFL game (saw action on special teams) in the **season opener vs. Cin. (9/7)**

COLLEGE: Played in 46 career games at North Texas, posting 365 total tackles (third most in school history), 5 sacks (-51 yards), 25 TFL, 3 INTs, 9 FRs, 4 FFs and 11 PD...During his senior campaign, was named first-team All-Conference USA after leading North Texas with a career-high 123 tackles (fifth most in single-season school history)...Led the team with 13.5 TFL (third most in the conference and sixth most in single-season school history), also posting 4 FRs...Registered

9 tackles, 2.5 TFL and 1.5 sacks in the Heart of Dallas Bowl win over UNLV...Tallied a career-high 17 tackles in the win at Louisiana Tech...Earned Conference USA Defensive Player of the Week honors after posting 11 tackles, 1 sack, 1 TFL, 1 PD, 1 FF and 1 FR in the win over Idaho...Orr was also named to the 2013 Conference USA Football All-Academic team and earned Capital One Academic All-District VII honors...In 2012, was named second-team All-Conference after recording a team-high 108 tackles...Also posted 3.5 TFL, 2 INTs and 2 FRs on the year...As a sophomore in 2011, led the team with 74 tackles...Also recorded 7 TFL, including 2 sacks, and produced 4 turnovers (1 INT, 2 FRs and 1 FF...Started all 12 games as a freshman, ranking second on the team with 60 tackles...Also led North Texas in special teams tackles (13) in addition to tallying 2 PD and 1 TFL on the year...Graduated with a degree in kinesiology from North Texas.

HIGH SCHOOL, PERSONAL: Prepped at DeSoto (TX) HS, where he posted over 100 total tackles as a senior despite playing in just eight games during an injury-limited season...As a junior, he made 157 tackles, including 24 TFL, 11 sacks, 1 INT and 3 FRs...Maintained a 4.5 GPA all four years of high school and was ranked No. 22 in his graduating class...Father, Terry, played TE for the Washington Redskins from 1986-93, seeing action in 105 games, producing 52 catches, 939 receiving yards and 10 TDs.

SHUTOUT CITY



From 2000-14, Baltimore's defense tied (Seattle) to produce the NFL's most shutouts, blanking opponents nine times. The Ravens' last shutout came on 11/16/09 in a 16-0 Monday night win at Cleveland.

NFL SHUTOUT LEADERS (2000-14)

Rk.	Team	Shutouts
1.	Baltimore	9
	Seattle	9
3.	New England/Pittsburgh	8

54 ZACHARY ORR

2014

GAME-BY-GAME DEFENSE

RAVENS

Date/Opp.	TT	Solo	Asst.	Sacks	INT	PD	FF	FR
9/7 vs. Cin.								
9/11 vs. Pit.								
9/21 @ Cle.								
9/28 vs. Car.								
10/5 @ Ind.								
10/12 @ TB								
10/19 vs. Atl.								
10/26 @ Cin.								
11/2 @ Pit.								
11/9 vs. Ten.								
11/24 @ NO								
11/30 vs. SD								
12/7 @ Mia.								
12/14 vs. Jax.	1	0	1	0-0	0-0	0	0	0
12/21 @ Hou.								
12/28 vs. Cle.								
Totals	1	0	1	0-0	0-0	0	0	0
Playoffs								
1/3/15 @ Pit.								
1/10/15 @ NE								
Totals	0	0	0	0-0	0-0	0	0	0

2014

GAME-BY-GAME SPECIAL TEAMS TACKLES

RAVENS

Date/Opp.	TT	Solo	Asst.	FF	FR	BK
9/7 vs. Cin.	0	0	0	0	0	0
9/11 vs. Pit.	0	0	0	0	0	0
9/21 vs. Cle.	0	0	0	0	0	0
9/28 vs. Car.	0	0	0	0	0	0
10/5 @ Ind.	0	0	0	0	0	0
10/12 @ TB	0	0	0	0	0	0
10/19 vs. Atl.	1	1	0	0	0	0
10/26 @ Cin.	0	0	0	0	0	0
11/2 @ Pit.						
11/9 vs. Ten.	0	0	0	0	0	0
11/24 @ NO	1	1	0	0	0	0
11/30 vs. SD	0	0	0	0	0	0
12/7 @ Mia.	1	0	1	0	0	0
12/14 vs. Jax.	2	2	0	0	0	0
12/21 @ Hou.	2	2	0	0	0	0
12/28 vs. Cle.	0	0	0	0	0	0
Totals	7	6	1	0	0	0
Playoffs						
1/3/15 @ Pit.	1	1	0	0	0	0
1/10/15 @ NE	2	0	2	0	0	0
Totals	3	1	2	0	0	0

REGULAR SEASON

Year	Team	GP	GS	TACKLES			SACKS		INTERCEPTIONS					FUMBLES				
				TT	Solo	Asst.	No.	Yards	No.	Yards	LG	TD	PD	FF	FR	Yards		
2014	Baltimore	15	0	1	0	1	0.0	0.0	0	0	0	0	0	0	0	0	0	0
Totals		15	0	1	0	1	0.0	0.0	0	0	0	0	0	0	0	0	0	0

SPECIAL TEAMS TACKLES (7): 2014 (7)

CAREER SINGLE-GAME HIGHS (REGULAR SEASON)

Total Tackles: 1 (12/14/14 vs. Jax.)	Solo Tackles: None
Sacks: None	INTs: None
Forced Fumbles: None	Fumble Recoveries: None
Passes Defensed: None	

REGULAR SEASON

Year	Team	GP	GS	TACKLES			SACKS		INTERCEPTIONS					FUMBLES				
				TT	Solo	Asst.	No.	Yards	No.	Yards	LG	TD	PD	FF	FR	Yards		
2014	Baltimore	2	0	0	0	0	0.0	0.0	0	0	0	0	0	0	0	0	0	0
Totals		2	0	0	0	0	0.0	0.0	0	0	0	0	0	0	0	0	0	0


POINTS IN THE BANK

The Ravens' defense has been dominant at home over the past seven seasons with John Harbaugh at the team's helm. Since 2008, Baltimore has allowed foes to score an average of 20-or-more points only once (2012) at M&T Bank Stadium.

RAVENS POINTS PER GAME ALLOWED AT HOME (2008-14)

Rk.	Season	Points/Game	NFL Rank
1.	2008	10.0	1
2.	2009	11.9	1
3.	2014	13.6	1
4.	2011	14.9	3
5.	2010	16.5	6
6.	2013	17.6	5
7.	2012	22.4	20





BALTIMORE
RAVENS

72

KELECHI OSEMELE
GUARD/TACKLE | 6-5 | 330

COLLEGE: Iowa State HS: Langham Creek (Houston, TX)

BORN: 6/24/89, Houston, TX

EXP. (NFL/RAVENS): 4/4 GP/GS (PLAYOFFS): 37/37 (6/6)

TRANSACTIONS

Kelechi Osemele was selected by the Ravens in the second round (60th overall) of the 2012 NFL Draft, following Courtney Upshaw, who was the team's first pick (second round, 35th).

CAREER

- Started all 14 games he played at LG (missed two games with a knee injury) in 2014 for an offense that established franchise single-season records in yards (5,838) and points scored (409)...Helped QB Joe Flacco establish career highs in passing yards (3,986) and TD passes (27), completing 62.1% of his passes (344 of 554) for a 91.0 QB rating
- Part of an O-line that allowed just 19 sacks (second fewest in NFL) in 2014
- Started all 16 regular season (RT) and four postseason (LG) games as a rookie in 2012, helping the Ravens score the second-most points (398) and gain the third-most total yards (5,640) in team history (5,838 in 2014 and 5,723 in 1996), including a then-career-high 3,817 passing yards by Flacco and 1,143 yards and 9 TDs rushing by RB Ray Rice during the team's Super Bowl XLVII-winning season



2014: (14/14, 2/2) Was a part of an offense that established franchise single-season records in yards (5,838) and points scored (409)...Helped QB Joe Flacco establish career highs in passing yards (3,986) and TD passes (27), completing 62.1% of his passes (344 of 554) for a 91.0 QB rating

- Started both postseason contests at LG for an offense that produced 727 yards and 61 points, including a postseason franchise-record 4 TD passes by QB Joe Flacco (1/10/15 at NE)
- Started at LG and helped the Ravens total 447 yards (264 passing and 183 rushing) and 4 TDs (2 rushing and 2 passing) in the 28-13 victory in **game 13 at Mia. (12/7)**
- Started at LG and allowed QB Joe Flacco time to complete 30 of 45 passes (66.7%) for his franchise-record 20th-career 300-yard game (303 yards), 2 TDs and 1 INT for a 91.3 QB rating in **game 9 at Pit. (11/2)**
- Was a game-day inactive (knee) in the 29-7 victory in **game 7 vs. Atl. (10/19)** and the 48-17 victory in **game 6 at TB (10/12)**
- Started at LG for an offense that posted 454 total yards and 5 TDs in the 38-10 victory in **game 4 vs. Car. (9/28)**... Part of an O-line that did not give up a sack for the third-consecutive game and allowed QB Joe Flacco time to throw for 327 yards and 3 TDs for a 137.4 QB rating... Ravens also rushed for 127 yards (4.2 avg.) and 2 TDs
- Started at LG and helped protect Flacco, allowing him to set career highs in passing attempts (62 - tied), completions (35) and long pass (80 yards), as well as opening holes, allowing the Ravens to average 4.7 yards per carry, in the **season opener vs. Cin. (9/7)**

2013: (7/7) Started seven games at LG before being placed on Injured Reserve (back) on 11/8/13

- Missed his first-career game after being a game-day inactive (back) in **game 8 at Cle. (11/3)**
- Started at LG and helped protect QB Joe Flacco, who threw for 342 yards, 2 TDs and no INTs for a 112.6 QB rating in **game 6 vs. GB (10/13)**
- Started at LG, but left the game (back) in the first quarter in the 26-23 victory in **game 5 at Mia. (10/6)**
- Started at LG and helped protect Flacco, who set career highs in passing attempts (62) and completions (34), while throwing for 362 yards (14th-career 300-yard game) and 2 TDs in **game 1 at Den. (9/5)**

2012: (16/16, 4/4) Started all 16 games at RT as a rookie and helped the Ravens score the second-most points (398) in franchise history (409 in 2014) and gain the third-most total yards (5,640) in team history, including a then-career-high 3,817 passing yards by QB Joe Flacco and 1,143 yards and 9 TDs rushing by RB Ray Rice

- Started at RT and helped the offense to a season-high 533 yards (224 rushing and 309 passing), the third-highest output in team history, in the 33-14 victory in **game 15 vs. NYG (12/23)**...Also helped two backs rush for 100 yards (Ray Rice - 107 and Bernard Pierce - 123) in the same game for the second time in team history (Le'Ron McClain - 139 and Willis McGahee - 108 on 12/20/08 at Dal.)
- Started at RT and helped the Ravens post a franchise-record 55 points while racking up 419 total yards, including 341 passing, in the 55-20 victory in **game 9 vs. Oak. (11/11)**
- Started his first-career NFL game at RT and helped the Ravens gain 430 total yards in **game 1 vs. Cin. (9/10)**

72 KELECHI OSEMELE

- Started all four playoff games at LG and helped the Ravens average 410.3 yards per game...Also protected QB Joe Flacco, allowing him to become the second player in NFL history (Joe Montana - 1989) to throw 11 TDs and 0 INTs during the playoffs

COLLEGE: Played in 49 games for the Cyclones, making 43 consecutive starts (38 at LT and five at LG) to close out his career...Recorded 299 knockdown blocks and posted 49 TD-resulting blocks...Was an Iowa State co-captain during his senior campaign, a season in which he led all Big 12 linemen with 17 TD-resulting blocks and a team-high 112 knockdowns...Received All-American first-team honors from *The NFL Draft Report* and *Sports Illustrated*, adding second-team accolades by *The Sporting News* and *Lindy's* after starting all 13 games as a senior in 2011...All-Big 12 Conference first-team honoree by the league's coaches and *Associated Press*...Earned Iowa State Academic Honor Roll recognition for the third-consecutive season...A team co-captain, he helped lead a rushing offense that ranked 39th in the nation (174.2 ypg) and 60th in total production (386.5 ypg)...Started all 12 games as a junior in 2010 and earned All-American third-team choice by *The NFL Draft Report* and an All-Big 12 second-team honoree by the *Associated Press*...Added conference honorable mention accolades from the league's coaches and was a member of the Big 12 Commissioner's Academic Honor Roll...Helped the Cyclones average 143.2

rushing yards per game, including 78.8 yards per game by RB Alexander Robinson...Started all 13 games as a sophomore in 2009 and earned All-Big 12 Conference second-team selection by the *Associated Press*, also receiving honorable mention honors from the league's coaches...Helped pave the way for ISU to average 180.0 rushing yards per game and 364.7 yards of total offense a contest...Produced 11 TD-resulting blocks and 68 knockdowns...Saw action as a sub at LG and LT, before moving into the starting lineup at LT for the final five contests of the season (started five of the 11 games he played in) as a redshirt freshman in 2008...Finished the year with 38 knockdowns, including 7 TD-resulting blocks...Redshirted as a true freshman in 2007...Was a liberal studies major at Iowa State, earning Cyclone Academic Honor Roll distinction from 2009-11.

HIGH SCHOOL, PERSONAL: Attended Langham Creek (Houston, TX) HS...Became a starter on the O-line during his sophomore campaign before earning 5A Region III All-District XVII honors as a senior at RT...**Name is pronounced:** kah-LETCH-ee oh-SEM-uh-lee.

COMMUNITY: Supported the Ravens' community initiatives by attending Spring Football Festival (April 2014), A Purple Evening and the Lavender Ladies Dinner (Nov. 2012), both events held to benefit Purple, the official women's fan club of the Ravens...Also supported teammate Lardarius Webb's foundation by playing in his annual Charity Softball Game.





BALTIMORE
RAVENS

88

DENNIS PITTA
TIGHT END | 6-4 | 245

COLLEGE: BYU HS: Moorpark (CA)

BORN: 6/29/85, Fresno, CA

EXP. (NFL/RAVENS): 6/6 GP/GS (PLAYOFFS): 50/11 (6/3)

TRANSACTIONS

Dennis Pitta re-signed (five-year contract) with the Ravens on 3/5/14...Was originally selected by Baltimore in the fourth round (114th overall) of the 2010 NFL Draft.

CAREER

- Enters 2015 with 138 receptions for 1,369 yards and 11 TDs
- His 7 TDs in 2012 tied Todd Heap (2005) for most by a Ravens' tight end in a single season
- Posted a career-high 2 TD receptions, including a career-long 61-yarder, while gaining a career-high 125 yards (on 7 receptions) vs. Den. (12/16/12)
- Caught a career-high 10 receptions vs. Cin. (9/7/14)
- Caught his first-career TD vs. SF (11/24/11)
- Started his first-career game at Ten. (9/18/11)
- Grabbed his first-career reception at Cin. (9/19/10)



2014: (3/3, 0/0) Recorded 16 receptions for 125 yards before being injured in the third game of the season and being placed on Injured Reserve (hip) on 9/23

- Started and posted 3 receptions for 12 yards before leaving the game with a hip injury in the 23-21 victory in **game 3 at Cle. (9/21)**
- Started and netted 3 receptions for 30 yards in the 26-6 victory in **game 2 vs. Pit. (9/11)**
- Started and led the team with a career-high 10 receptions for 83 yards (second-highest total of his career) as part of an offense that produced 423 total yards in the **season opener vs. Cin. (9/7)**

2013: (4/1) Saw action in the final four games (one start) and recorded 20 receptions for 169 yards and 1 TD after missing 12 games due to a hip injury suffered in training camp...Was placed on Injured Reserve - Designated for Return (hip) - on 9/3 and was activated to the 53-man roster on 12/7

- Started and led the team with a career-high-tying 8 receptions for 63 yards in **game 16 at Cin. (12/29)**
- Subbed and caught 2 receptions for 24 yards in the 18-16 victory in **game 14 at Det. (12/16)**
- Played in his first game of 2013 after missing the first 12 games of the season (hip) and finished second on the team with 6 receptions for 48 yards and 1 TD in the 29-26 win in **game 13 vs. Min. (12/8)**...Pitta's 1-yard TD catch on fourth down with 2:05 remaining in the game gave the Ravens a 15-12 lead...On Baltimore's final offensive drive, Pitta made an 18-yard reception, advancing the ball to Minnesota's 9 with 10 seconds left in the game...On the next play, QB Joe Flacco connected with WR Marlon Brown for the game-winning TD.

2012: (16/5, 4/2) Tied for second on the team (RB Ray Rice) with a career-high 61 receptions for 669 yards (11.0 avg.) and a career-high 7 TDs (second on team), which tied a franchise record for TD receptions by a TE (Todd Heap, 2005)...Helped the Ravens produce 5,640 total yards, third most in franchise history (5,838 in 2014 and 5,723 in 1996) and a then-franchise-record 398 points

- Started and established career highs in receiving yards (125), long reception (61) and TDs (2) in **game 14 vs. Den. (12/16)**...Pitta's 61-yard TD reception marked the Ravens' second-longest play from scrimmage for the season, while his 7 scores tied Todd Heap (2005) for the most receiving TDs by a Ravens' TE in a season
- Led the team in receptions (5) and receiving yards (67, tied with Torrey Smith) in **game 9 vs. Oak. (11/11)**...Also pulled in a TD catch, tying his single-season high of 3 from 2011
- Started and led the team with a career-high 8 receptions for 65 yards in **game 2 at Phi. (9/16)**
- Recorded playoff career highs in receptions (14 - second on team), receiving yards (163) and TDs (3 - second on team), helping the Ravens average 410.3 yards per game in four postseason contests, including 4 receptions for 26 yards and 1 TD in **Super Bowl XLVII vs. SF**

2011: (16/2, 2/1) Posted 40 receptions for 405 yards and tied for third on the team with 3 TDs

- Led the team with 6 receptions for 62 yards and a TD in the 24-16 victory in the **season finale at Cin. (1/1/12)**...Ravens swept the AFC North division and earned the team's first division title since 2006
- Netted 2 receptions, including his first-career TD, in the 16-6 victory in **game 11 vs. SF (11/24)**

88 DENNIS PITTA

- Produced 6 receptions for 46 yards in the 30-27 victory in **game 7 vs. Ari. (10/30)**
- Started his first-career game and pulled in 2 receptions for 24 yards in **game 2 at Ten. (9/18)**
- Saw action in both playoff games (one start) and finished second on the team with 7 catches for 70 yards and 1 TD
- Started his first-career postseason game and finished second on the team with 5 receptions for 41 yards and his first-career postseason TD in the **AFC Championship at NE (1/22/12)**

2010: (11/0, 0/0) Recorded 1 reception for 1 yard and a special teams tackle

- Recorded his first-career special teams tackle before leaving the game with a concussion in the 20-10 victory in **game 15 at Cle. (12/26)**
- Pulled in his first-career reception in **game 2 at Cin. (9/19)**
- Saw action in his first-career game, but did not record a reception in the **season opener at NYJ (9/13)**
- Was a game-day inactive in the **Divisional Playoff at Pit. (1/15/11)** and the 30-7 victory in the **Wild Card Playoff at KC (1/9/11)**

COLLEGE: Started 34 of his 50 career games, recording 221 receptions for 2,901 yards and 21 TDs...A team captain, he was one of three finalists for the John Mackey Award, given to the nation's top TE as a senior in 2009...Earned first-team All-America accolades from the American Football Coaches Association, Walter Camp Foundation and *Pro Football Weekly*, adding second-team honors from the *Associated Press*, *The Sporting News* and *Sports Illustrated*...Received the Elite TE Trophy from the College Football Performance Awards, becoming the first non-BCS winner since 2001...Was a first-team All-Mountain West Conference and Academic All-MWC choice...Led the team in receptions for the second time in his career with 62 (third among all TEs in the nation) for 829 yards (13.4 ypc) and 8 TDs...Pitta finished his collegiate career having caught at least one pass in 43-consecutive games dating back to 10/23/04, before his LDS mission...Third-team All-America selection by *Rivals.com* as a junior (2008)...Candidate for the Lombardi and Biletnikoff Awards, while also a John Mackey Award semifinalist...Also earned first-team All-MWC honors and was an Academic All-MWC pick...Recorded a career-high 83 receptions, a Cougars' single-season record at his position...Became just the second TE at BYU to gain over 1,000 yards receiving in a season with 1,083,

which was also the eighth-best overall season total in school history, ranking third on the Cougars' TE yearly record book... Totaled 213 receiving yards vs. Northern Iowa, making him only the second BYU TE to ever gain over 200 yards receiving in a single game...Came back strong after completing his Mormon mission, earning first-team All-MWC and Academic All-MWC honors as a sophomore in 2007...Led the Cougars and all MWC TEs with 59 receptions, though he only started five games...Recorded 813 yards (13.8 ypc) and 5 TDs...Served on an LDS church mission to the Dominican Republic (2005-06)...Joined the BYU football team as a greyshirt walk-on in 2003.

HIGH SCHOOL, PERSONAL: Lettered three times in track, twice in football and once in basketball at Moorpark (CA) HS... Played WR and CB, leading the Musketeers to the CIF state semi finals...Named first-team All-County, All-League and All-Area his senior season, when he recorded 64 receptions for 1,150 yards and 13 TDs...Four-time scholar-athlete who was also named a National Football Foundation Scholar Athlete... An Eagle Scout, Pitta graduated from BYU with a degree in business education...His father, Dennis, was a MLB at California from 1968-69...Dennis and his wife, Mataya, have a son, Decker (2) and newborn twin girls.

COMMUNITY: For the second-consecutive year, Pitta served as a host for the annual Goodwill Gridiron Halloween Party, a fundraiser with proceeds benefitting Goodwill Industries of the Chesapeake...As part of the NFL's "Salute to Service" Military Appreciation Initiative, joined teammates in hosting a karaoke party for local Baltimore veterans (Nov. 2011)... Taught youth football players the fundamentals of football at the NEXT Level Football Camp at Provo High School (UT)... In 2012, led football drills for more than 150 kids at Coca-Cola's youth fitness event Live Positively: Get the Ball Rolling, an initiative designed to educate youth the importance of healthy living...Also awarded Player of the Year (2012) by the Tri-State Ravens Nest 12 for his success on and off the field...Represented the Ravens at a Ribbon Cutting Ceremony for a new Park Heights community recreational field (Nov. 2013)...Supported Ravens' community initiatives by attending the team's annual women's event, A Purple Evening and the Ravens Draft Party at M&T Bank Stadium...Also participated in teammates' charitable events, including Vonta Leach's Celebrity Billiards Tournament benefitting breast cancer research, Torrey Smith's Turkey Bowl at Baltimore's Ronald McDonald House and Haloti Ngata's Family Foundation Luau.

DID YOU KNOW?

In 2012, Dennis Pitta recorded a career-high 61 receptions for 669 yards (11.0 avg.) and a career-high 7 TDs (second on team). The 7 TDs tied Todd Heap's single-season franchise record (2005) for TD receptions by a tight end.

88 DENNIS PITTA

2014

GAME-BY-GAME OFFENSE

RAVENS Date/Opp.	RECEIVING					RUSHING				
	No.	Yds.	Avg.	LG	TD	No.	Yds.	Avg.	LG	TD
9/7 vs. Cin.	10	83	8.3	23	0	0	0	0.0	0	0
9/11 vs. Pit.	3	30	10.0	24	0	0	0	0.0	0	0
9/21 @ Cle.	3	12	4.0	9	0	0	0	0.0	0	0
9/28 vs. Car.	INJURED RESERVE - HIP									
10/5 @ Ind.	INJURED RESERVE - HIP									
10/12 @ TB	INJURED RESERVE - HIP									
10/19 vs. Atl.	INJURED RESERVE - HIP									
10/26 @ Cin.	INJURED RESERVE - HIP									
11/2 @ Pit.	INJURED RESERVE - HIP									
11/9 vs. Ten.	INJURED RESERVE - HIP									
11/24 @ NO	INJURED RESERVE - HIP									
11/30 vs. SD	INJURED RESERVE - HIP									
12/7 @ Mia.	INJURED RESERVE - HIP									
12/14 vs. Jax.	INJURED RESERVE - HIP									
12/21 @ Hou.	INJURED RESERVE - HIP									
12/28 vs. Cle.	INJURED RESERVE - HIP									
Totals	16	125	7.8	24	0	0	0	0.0	0	0
Playoffs										
1/3/15 @ Pit.	INJURED RESERVE - HIP									
1/10/15 @ NE	INJURED RESERVE - HIP									
Totals	0	0	0.0	0	0	0	0	0.0	0	0



2013

GAME-BY-GAME OFFENSE

RAVENS Date/Opp.	RECEIVING					RUSHING				
	No.	Yds.	Avg.	LG	TD	No.	Yds.	Avg.	LG	TD
9/5 @ Den.	IR (HIP) - DES. FOR RETURN									
9/15 vs. Cle.	IR (HIP) - DES. FOR RETURN									
9/22 vs. Hou.	IR (HIP) - DES. FOR RETURN									
09/29 @ Buf.	IR (HIP) - DES. FOR RETURN									
10/6 @ Mia.	IR (HIP) - DES. FOR RETURN									
10/13 vs. GB	IR (HIP) - DES. FOR RETURN									
10/20 @ Pit.	IR (HIP) - DES. FOR RETURN									
11/3 @ Cle.	IR (HIP) - DES. FOR RETURN									
11/10 vs. Cin.	IR (HIP) - DES. FOR RETURN									
11/17 @ Chi.	IR (HIP) - DES. FOR RETURN									
11/24 vs. NYJ	IR (HIP) - DES. FOR RETURN									
11/28 vs. Pit.	IR (HIP) - DES. FOR RETURN									
12/8 vs. Min.	6	48	8.0	18	1	0	0	0.0	0	0
12/16 @ Det.	2	24	12.0	15	0	0	0	0.0	0	0
12/22 vs. NE	4	34	8.5	15	0	0	0	0.0	0	0
12/29 @ Cin.	8	63	7.9	11	0	0	0	0.0	0	0
Totals	20	169	8.5	18	1	0	0	0.0	0	0

2012

GAME-BY-GAME OFFENSE

RAVENS Date/Opp.	RECEIVING					RUSHING				
	No.	Yds.	Avg.	LG	TD	No.	Yds.	Avg.	LG	TD
9/10 vs. Cin.	5	73	14.6	25	1	0	0	0.0	0	0
9/16 @ Phi.	8	65	8.1	16	0	0	0	0.0	0	0
9/23 vs. NE	5	50	10.0	20t	1	0	0	0.0	0	0
9/27 vs. Cle.	0	0	0.0	0	0	0	0	0.0	0	0
10/7 @ KC	3	22	7.3	11	0	0	0	0.0	0	0
10/14 vs. Dal.	4	33	8.3	9	0	0	0	0.0	0	0
10/21 @ Hou.	5	33	6.6	9	0	0	0	0.0	0	0
11/4 @ Cle.	2	33	16.5	27	0	0	0	0.0	0	0
11/11 vs. Oak.	5	67	13.4	26	1	0	0	0.0	0	0
11/18 @ Pit.	1	5	5.0	5	0	0	0	0.0	0	0
11/25 @ SD	6	42	7.0	16	1	0	0	0.0	0	0
12/2 vs. Pit.	1	19	19.0	19	0	0	0	0.0	0	0
12/9 @ Was.	5	46	9.2	14t	1	0	0	0.0	0	0
12/16 vs. Den.	7	125	17.9	61t	2	0	0	0.0	0	0
12/23 vs. NYG	4	56	14.0	36	0	0	0	0.0	0	0
12/30 @ Cin.	0	0	0.0	0	0	0	0	0.0	0	0
Totals	61	669	11.0	61t	7	0	0	0.0	0	0
Playoffs										
1/6/13 vs. Ind.	2	27	13.5	20t	1	0	0	0.0	0	0
1/12/13 @ Den.	3	55	18.3	24	0	0	0	0.0	0	0
1/20/13 @ NE	5	55	11.0	22	1	0	0	0.0	0	0
2/3/13 @ SF	4	26	6.5	9	1	0	0	0.0	0	0
Totals	14	163	11.6	24	3	0	0	0.0	0	0

2011

GAME-BY-GAME OFFENSE

RAVENS Date/Opp.	RECEIVING					RUSHING				
	No.	Yds.	Avg.	LG	TD	No.	Yds.	Avg.	LG	TD
9/11 vs. Pit.	2	45	22.5	29	0	0	0	0.0	0	0
9/18 @ Ten.	2	24	12.0	16	0	0	0	0.0	0	0
9/25 @ STL	0	0	0.0	0	0	0	0	0.0	0	0
10/2 vs. NYJ	1	14	14.0	14	0	0	0	0.0	0	0
10/16 vs. Hou.	2	9	4.5	6	0	0	0	0.0	0	0
10/24 @ Jax.	3	13	4.3	15	0	0	0	0.0	0	0
10/30 vs. Ari.	6	46	7.6	12	0	0	0	0.0	0	0
11/6 @ Pit.	5	46	9.2	23	0	0	0	0.0	0	0
11/13 @ Sea.	4	49	12.3	17	0	0	0	0.0	0	0
11/20 vs. Cin.	0	0	0.0	0	0	0	0	0.0	0	0
11/24 vs. SF	2	19	9.5	11	1	0	0	0.0	0	0
12/4 @ Cle.	1	26	26.0	26	0	0	0	0.0	0	0
12/11 vs. Ind.	3	29	9.7	16	1	0	0	0.0	0	0
12/18 @ SD	3	25	8.3	11	0	0	0	0.0	0	0
12/24 vs. Cle.	0	0	0.0	0	0	0	0	0.0	0	0
1/1/12 @ Cin.	6	62	10.3	39	1	0	0	0.0	0	0
Totals	40	405	10.1	39	3	0	0	0.0	0	0
Playoffs										
1/15/12 vs. Hou.	2	29	14.5	16	0	0	0	0.0	0	0
1/22/12 @ NE	5	41	8.2	15	1	0	0	0.0	0	0
Totals	7	70	10.0	16	1	0	0	0.0	0	0

2010

GAME-BY-GAME OFFENSE

RAVENS Date/Opp.	RECEIVING					RUSHING				
	No.	Yds.	Avg.	LG	TD	No.	Yds.	Avg.	LG	TD
9/13 @ NYJ	0	0	0.0	0	0	0	0	0.0	0	0
9/19 @ Cin.	1	1	1.0	1	0	0	0	0.0	0	0
9/26 vs. Cle.	0	0	0.0	0	0	0	0	0.0	0	0
10/3 @ Pit.	0	0	0.0	0	0	0	0	0.0	0	0
10/10 vs. Den.	INACTIVE									
10/17 @ NE	0	0	0.0	0	0	0	0	0.0	0	0
10/24 vs. Buf.	0	0	0.0	0	0	0	0	0.0	0	0
11/7 vs. Mia.	INACTIVE									
11/11 @ Atl.	INACTIVE									
11/21 @ Car.	INACTIVE									
11/28 vs. TB	0	0	0.0	0	0	0	0	0.0	0	0
12/5 vs. Pit.	0	0	0.0	0	0	0	0	0.0	0	0
12/13 @ Hou.	0	0	0.0	0	0	0	0	0.0	0	0
12/19 vs. NO	0	0	0.0	0	0	0	0	0.0	0	0
12/26 @ Cle.	0	0	0.0	0	0	0	0	0.0	0	0
1/2/11 vs. Cin.	INACTIVE - HEAD									
Totals	1	1	1.0	1	0	0	0	0.0	0	0
Playoffs										
1/9/11 @ KC	INACTIVE									
1/15/11 @ Pit.	INACTIVE									
Totals	0	0	0.0	0	0	0	0	0.0	0	0

88 DENNIS PITTA

REGULAR SEASON

Year	Team	GP	GS	RECEIVING					RUSHING				
				No.	Yards	Avg.	LG	TD	No.	Yards	Avg.	LG	TD
2010	Baltimore	11	0	1	1	1.0	1	0	0	0	0.0	0	0
2011	Baltimore	16	2	40	405	10.1	39	3	0	0	0.0	0	0
2012	Baltimore	16	5	61	669	11.0	61t	7	0	0	0.0	0	0
2013	Baltimore	4	1	20	169	8.5	18	1	0	0	0.0	0	0
2014	Baltimore	3	3	16	125	7.8	24	0	0	0	0.0	0	0
Totals		50	11	138	1,369	9.9	61t	11	0	0	0.0	0	0

SPECIAL TEAMS TACKLES (2): 2010 (1); 2011 (1)

CAREER SINGLE-GAME HIGHS (REGULAR SEASON)

Receptions: 10 (9/7/14 vs. Cin.)
Yardage: 125 (12/16/12 vs. Den.)
Long gain: 61t (12/16/12 vs. Den.)
Touchdowns: 2 (12/16/12 vs. Den.)

100-yard Receiving Games: 1 (125 yards, 12/16/12 vs. Den.)

POSTSEASON

Year	Team	GP	GS	RECEIVING					RUSHING				
				No.	Yards	Avg.	LG	TD	No.	Yards	Avg.	LG	TD
2010	Baltimore	0	0	0	0	0.0	0	0	0	0	0.0	0	0
2011	Baltimore	2	1	7	70	10.0	16	1	0	0	0.0	0	0
2012	Baltimore	4	2	14	163	11.6	24	3	0	0	0.0	0	0
2014	Baltimore	--	--	INJURED RESERVE - HIP					--	--	--	--	--
Totals		6	3	21	233	11.1	24	4	0	0	0.0	0	0





BALTIMORE
RAVENS

32

QUINTON POINTER

CORNERBACK | 5-9 | 186

COLLEGE: UNLV HS: Mariner (Cape Coral, FL)

BORN: 4/16/88, Ft. Myers, FL

EXP. (NFL/RAVENS): 3/1 GP/GS (PLAYOFFS): 8/0 (0/0)

TRANSACTIONS

Quinton Pointer signed (reserve/future) with the Ravens on 1/12/15...Added to Baltimore's practice squad on 12/16/14... Released from the Buccaneers' practice squad on 11/25/14...Signed to Tampa Bay's practice squad on 11/5/14...Waived by the Buccaneers on 9/6/14...Signed with Tampa Bay on 5/30/14...Signed to the Rams' active roster from their practice squad on 11/23/13...Added to St. Louis' practice squad on 9/21/13...Released by the Rams on 9/19/13...Added to St. Louis' active roster from their practice squad on 12/21/12...Signed to the Rams' practice squad on 12/4/12...Waived by St. Louis on 11/30/12... Added to the Rams' active roster from their practice squad on 11/7/12...Added to St. Louis' practice squad on 9/18/12... Released by the Rams on 9/14/12...Originally signed with St. Louis as an undrafted free agent on 4/30/12.

CAREER

- Enters 2015 having played in eight-career games, including a career-high six for St. Louis in 2012
- Played in his first-career NFL game at Det. (9/9/12) while playing with the Rams



2014: (with Tampa Bay and Baltimore – 0/0) Spent the final two weeks of the regular season and two postseason contests with the Ravens on their practice squad (added on 12/16) after being released from the Buccaneers' practice squad on 11/25

2013: (with St. Louis – 2/0) Recorded 1 solo tackle from scrimmage after being signed to the active roster from the Rams' practice squad on 11/23

- Subbed and posted 1 solo tackle in **game 13 at Ari. (12/8)**
- Played from scrimmage and on special teams in **game 12 at SF (12/1)**

2012: (with St. Louis – 6/0) Recorded 1 tackle from scrimmage after being added to the active roster from their practice squad on 11/7

- Recorded his first-career tackle from scrimmage in **game 9 at SF (11/11)**
- Saw action in his first-career game in **game 1 at Det. (9/9)**

COLLEGE: Saw action in 47 games (43 starts) at UNLV, totaling 225 tackles, 6 INTs, 4 FFs and 2 sacks...Finished senior season (2011) with 59 tackles, a career-high 3 FFs and 2 INTs...Granted a medical hardship in 2010...Started all 12 games as a junior (2009), finishing with a career-high 72 tackles, 2 sacks and 1 FF...After missing the opening game due to injury, started all 11 games he appeared in as a sophomore (2008), tallying 44 tackles and 2 INTs...Started eight of 12 games as a true freshman (2007), netting 50 tackles and 2 INTs...Grayshirted in 2006 after signing letter of intent to UNLV in February.

HIGH SCHOOL, PERSONAL: Prepped at Mariner (Cape Coral, FL) HS, where he totaled 68 tackles, 2 sacks and 1 INT as a CB and also rushed for 836 yards and 7 TDs as a RB his senior season...Also lettered in basketball and track.

REGULAR SEASON

Year	Team	GP	GS	TACKLES			SACKS		INTERCEPTIONS					FUMBLES				
				TT	Solo	Asst.	No.	Yards	No.	Yards	LG	TD	PD	FF	FR	Yards		
2012	St. Louis	6	0	1	1	0	0.0	0.0	0	0	0	0	0	0	0	0	0	0
2013	St. Louis	2	0	1	1	0	0.0	0.0	0	0	0	0	0	0	0	0	0	0
2014	TB/Bal.	0	0	0	0	0	0.0	0.0	0	0	0	0	0	0	0	0	0	0
Totals		8	0	2	2	0	0.0	0.0	0	0	0	0	0	0	0	0	0	0

CAREER SINGLE-GAME HIGHS (REGULAR SEASON)

Total Tackles: 1 2 times (last: 11/11/13 at SF)
Sacks: None
Forced Fumbles: None
Passes Defensed: None
Solo Tackles: 1 2 times (last: 11/11/13 at SF)
Interceptions: None
Fumble Recoveries: None



BALTIMORE
RAVENS

76

JAH REID
GUARD/TACKLE | 6-7 | 325

COLLEGE: Central Florida HS: Haines City (FL)

BORN: 7/21/88, Haines City (FL)

EXP. (NFL/RAVENS): 5/5 GP/GS (PLAYOFFS): 38/7 (2/0)

TRANSACTIONS

Jah Reid re-signed with the Ravens on 4/9/15...Was originally selected by Baltimore in the third round (85th overall) of the 2011 NFL Draft...Ravens traded their third-round pick (90th overall) and a sixth-round pick (191st overall) to Philadelphia in exchange for the Eagles' 85th selection.

CAREER

- Helped the Ravens score the then-most points (398) and post the third-most total yards (5,640) in team history, including a then-career-high 3,817 passing yards by QB Joe Flacco, in 2012



2014: (3/0) Saw action in three contests (**games 5, 6 and 7**), before being placed on Injured Reserve (hand) on 12/13... Was inactive in **games 1-4 and 8-13**

2013: (10/0) Saw action in 10 games on special teams and in the "jumbo" package on offense

2012: (9/7, 0/0) Helped the Ravens score the then-most points (398) and post the third-most total yards (5,640) in team history (5,838 in 2014 and 5,723 in 1996), including a then-career-high 3,817 passing yards by QB Joe Flacco and 1,143 yards and 9 TDs rushing by RB Ray Rice, before being placed on Injured Reserve (toe) on 1/11/13

- Started at LG and helped the offense post a season-high 533 yards (224 rushing and 309 passing), the third-highest output in team history, in the 33-14 victory in **game 15 vs. NYG (12/23)**...Also helped two backs rush for 100 yards (Ray Rice - 107 and Bernard Pierce - 123) in the same game for the second time in team history (Le'Ron McClain - 139 and Willis McGahee - 108 on 12/20/08 at Dal.)
- Started his first-career game at LG and helped protect QB Joe Flacco, allowing him to throw for 164 yards in the 13-10 victory in **game 10 at Pit. (11/18)**

2011: (16/0, 2/0) Saw action both on special teams, and as an extra TE in a jumbo package, and helped pave the way for RB Ray Rice to score a franchise-record 15 total TDs (12 rushing and 3 receiving) and rush for a career-high 1,364 yards, part of 1,996 yards by the Ravens in 2011...Rice led the NFL with 2,068 yards from scrimmage...Also helped protect QB Joe Flacco, allowing him to throw for 3,610 yards and 20 TDs

- Saw action in his first-career NFL game on special teams in the 35-7 victory in the **season opener vs. Pit. (9/11)**
- Played in both playoff games both from scrimmage and on special teams

COLLEGE: Saw action in 53 games, including starting his final 33 at RT while at Central Florida...Started all 14 games at RT, helping lead UCF to a Conference USA championship and a No. 21 national ranking to end the season as a senior in 2010...The rank marked the first time in school history the Knights

were in the Top 25...Helped the offense rack up 5,236 yards (average of 374 yards per game), including 2,626 rushing... Paved the way for three different teammates to rush for at least 650 yards (Ronnie Weaver - 946, Jeff Godfrey - 704, Latavius Murray - 660)...Earned first-team All-Conference USA honors from the coaches, while helping the Knights to an 8-5 record and a second place finish in the Conference USA Eastern division as a junior in 2009...Led an offensive line that paved the way for 4,431 total yards, including 2,734 through the air...Saw action in all 12 games, including 10 starts, helping the Knights gain 2,754 total yards, including 1,359 rushing as a sophomore in 2008...Named to the All-Conference USA Freshman Team after playing in all 14 games and helping lead the Knights to a Conference USA championship and a berth in the Liberty Bowl in 2007...Redshirted while practicing as a tackle for the offensive scout team in 2006...Majored in interpersonal organization communication at UCF.

HIGH SCHOOL, PERSONAL: Prepped at Haines City (FL) HS, where he was a two-time letterman...Named a first-team All-Polk County and second-team All-State honoree as a senior... Participated in the Central-South Florida All-Star game.

COMMUNITY: In 2011, Reid attended the eighth annual Ravens and Police Athletic League coat distribution to benefit Baltimore homeless men at the Helping Up Mission...Joined teammates in delivering coats and warm weather coats to residents at the shelter...In 2012, assisted with distributing business apparel items, donated by Jos. A Bank, to men at the Helping Up Mission...Served lunch to homeless men and women at the Healthcare for the Homeless facility in Baltimore City (March 2012)...Distributed bags of groceries to families in need at the Giant Food Giveaway Event in the Harry and Jeannette Weinberg YMCA (Dec. 2012)...Attended Art Jones' holiday toy drive to benefit the children of St. Vincent's Villa, a home for children with severe emotional and behavioral difficulties...Supported the organization's community efforts by attending the Ravens' Spring Football Festival and the annual women's event, A Purple Evening, at M&T Bank Stadium.



BALTIMORE
RAVENS

85

ALLEN REISNER
TIGHT END | 6-3 | 255

COLLEGE: Iowa HS: Marion (IA)

BORN: 9/29/88, Marion, IA

EXP. (NFL/RAVENS): 3/1 GP/GS (PLAYOFFS): 15/3 (0/0)

TRANSACTIONS

Allen Reisner was signed to the Ravens' practice squad on 12/8/14 after being released from the practice squad on 12/3/14... Signed to the Ravens' practice squad on 11/17/14...Released from the Patriots' practice squad on 9/6/14...Added to the Patriots' practice squad on 9/3/14...Waived by the Vikings on 8/30/14 after being signed on 4/15/14...Acquired from waivers by Jacksonville on 12/24/12...Released by the Vikings on 12/22/12...Elevated to the Vikings' active roster from the practice squad on 11/3/12...Added to the Vikings' practice squad on 9/29/12 after being waived on 9/27/12...Signed by the Vikings on 1/2/12... Added to the Vikings' practice squad on 12/28/11 after being released on 12/26/11...Elevated to the Vikings' roster from the practice squad on 11/26/11...Signed to the Vikings' practice squad on 10/5/11 after being waived on 10/4/11...Signed to the Vikings' active roster from the practice squad on 9/10/11...Added to the Vikings' practice squad on 9/5/11 after being released on 9/4/11...Originally signed with Minnesota as an undrafted free agent on 7/27/11.

CAREER

- Enters 2015 having played in 15 career games, including three starts
- Recorded a career-high 3 receptions, including a career-long 16-yarder vs. Kansas City on 9/8/13



2014: (with New England and Baltimore – 0/0, 0/0) Signed to the Ravens' practice squad on 12/8/14 after being released from their practice squad on 12/3/14...Signed to the Ravens' practice squad on 11/17/14...Released from the Patriots' practice squad on 9/6/14 after signing with NE on 9/3/14

2013: (with Jacksonville – 5/3) Posted a career-high 5 receptions for 40 yards in five games for the Jaguars

- Started and netted 2 receptions for 9 yards in **game 2 at Oak. (9/15)**
- Made his first-career start, establishing career highs in catches (3), receiving yards (31) and long reception (16) in the **season opener vs. KC (9/8)**

2012: (with Minnesota and Jacksonville – 4/0) Recorded 1 reception for 13 yards for the Vikings...Claimed off waivers by the Jaguars on 12/24

- Recorded 1 reception for 13 yards in **game 9 at Sea. (11/4)**
- Saw action from scrimmage and on special teams in **games 1-3** while playing for the Vikings

2011: (with Minnesota – 6/0) Played both from scrimmage and on special teams after making the Vikings' roster as a rookie free agent

- Recorded his first-career catch (a 5-yarder) from fellow rookie QB Christian Ponder in **game 12 at Atl. (11/27)**
- Played in his first-career NFL game in **Game 1 at SD (9/11)**

COLLEGE: Played in 47 games in four seasons with the Hawkeyes, producing 69 passes for 834 yards and 4 TDs during his collegiate career...Started all 13 games as a senior in 2010, recording 42 receptions for 460 yards and 2 TDs, earning second-team All-Big 10 honors...Played in 13 games as a junior in 2009, capturing 14 receptions for 143 yards and 1 TD...Saw action in 13 games as a sophomore when he had 11 catches for 200 yards and 1 TD...Was one of 11 true freshmen to play in 2007 and had 2 catches for 31 yards... Graduated with a degree in interdepartmental studies.

HIGH SCHOOL, PERSONAL: Prepped at Marion (IA) HS, where he played TE and DE...Tabbed as a first-team All-State choice by the *Des Moines Register* as a senior.

REGULAR SEASON

Year	Team	GP	GS	RECEIVING					RUSHING				
				No.	Yards	Avg.	LG	TD	No.	Yards	Avg.	LG	TD
2011	Minnesota	6	0	1	5	5.0	5	0	0	0	0.0	0	0
2012	Minnesota	4	0	1	13	13.0	13	0	0	0	0.0	0	0
2013	Jacksonville	5	3	5	40	8.0	16	0	0	0	0.0	0	0
2014	NE/Bal.	--	--	NE and BAL. PRACTICE SQUADS					--	--	--	--	--
Totals		15	3	7	58	8.3	16	0	0	0	0.0	0	0

CAREER SINGLE-GAME HIGHS (REGULAR SEASON)

Receptions: 3 (9/8/13 vs. KC)
Long gain: 16 (9/8/13 vs. KC)
Yardage: 31 (9/8/13 vs. KC)
Touchdowns: None



BALTIMORE
RAVENS

86

KONRAD REULAND

TIGHT END | 6-5 | 254

COLLEGE: Stanford HS: Mission Viejo (CA)

BORN: 4/4/87, Mission Viejo, CA

EXP. (NFL/RAVENS): 3/1 GP/GS (PLAYOFFS): 26/3 (0/0)

TRANSACTIONS

Konrad Reuland signed with the Ravens (Reserve/Future) on 1/12/15...Released from Baltimore's practice squad on 11/26/14... Added to the Ravens' practice squad on 11/12/14...Released from the Colts' practice squad on 10/30/14...Signed to Indianapolis' practice squad on 10/22/14...Signed by the Jets after being claimed off waivers on 9/1/12...Released by San Francisco on 8/31/12...Signed by the 49ers on 1/24/12...Signed to San Francisco's practice squad on 9/4/11...Cut by the 49ers on 9/3/11... Originally signed as a rookie free agent with San Francisco on 7/27/11.

CAREER

- Enters 2015 with 12 receptions for 90 yards in 26 games played, including three starts (while with the Jets in 2012)
- Recorded his first-career NFL catch and finished the game with career highs in receptions (2) and yards (20) at Pit. (9/16/12)
- Played in his first-career game vs. Buf. (9/9/12) while playing with the Jets



2014: (with Indianapolis and Baltimore – PS) Spent time on the Ravens' practice squad (signed with Baltimore on 11/12) after being on the Colts' practice squad (released by Indianapolis on 10/30)

2013: (with NY Jets – 10/0) Saw action from scrimmage (1 reception for 7 yards) and on special teams in his second season with the Jets

- Recorded 1 reception for 7 yards from scrimmage and saw action on special teams in the **season opener vs. Buf. (9/8)**

2012: (with NY Jets – 16/3) Recorded career highs in receptions (11), receiving yards (83) and long reception (18) while seeing action in all 16 games, including a career-high three starts

- Started his first-career NFL game in **game 12 vs. Ari. (12/12)**
- Recorded his first-career NFL catch (finished the game with career highs in receptions (2) and yards (20) in **game 2 at Pit. (9/16)**
- Saw action in his first-career game in **the season opener vs. Buf. (9/9)**

2011: (with San Francisco – PS) Spent the majority of the season on the 49ers' practice squad after originally signing with the team as a free agent on 7/27

COLLEGE: Appeared in 26 games (nine starts) in two seasons at Stanford...Saw action in all 13 games (six starts) and caught 21 passes for 209 yards and 1 TD, earning honorable mention All-Pac-10 honors as a senior in 2010...Spent two seasons (2006-07) at Notre Dame, where he appeared in three games for the Irish as a sophomore...Majored in communications.

HIGH SCHOOL, PERSONAL: Prepped at Mission Viejo (CA) HS, where he was named a first-team tight end on *USA Today's* prep All-America team while rating 27th on its list of Top 100 prep players in the nation...Was also a standout high school basketball player, averaging 9.6 points and 9.1 rebounds per game...Lived with relatives in a small town 15 miles from Dusseldorf, Germany, between eighth and ninth grade and speaks fluent German...Played football at Stanford alongside his younger brother, Warren, during the 2008 season.

REGULAR SEASON

Year	Team	GP	GS	RECEIVING					RUSHING						
				No.	Yards	Avg.	LG	TD	No.	Yards	Avg.	LG	TD		
2011	San Francisco	0	0												
2012	NY Jets	16	3	11	83	7.5	18	0	0	0	0.0	0	0	0	0
2013	NY Jets	10	0	1	7	7.0	7	0	0	0	0.0	0	0	0	0
2014	Ind./Bal.	0	0												
Totals		26	3	12	90	7.5	18	0	0	0	0.0	0	0	0	0

CAREER SINGLE-GAME HIGHS (REGULAR SEASON)

Receptions: 2 3 times (last: 12/9/12 at Jax.)
Long gain: 18 (11/18/12 at STL)
Yardage: 20 (9/16/12 at Pit.)
Touchdowns: None



BALTIMORE
RAVENS

13

ALDRICK ROBINSON
WIDE RECEIVER | 5-10 | 187

COLLEGE: Southern Methodist HS: Waxahachie (TX)

BORN: 9/24/88, Dallas, TX

EXP. (NFL/RAVENS): 3/1 GP/GS (PLAYOFFS): 36/3 (1/0)

TRANSACTIONS

Aldrick Robinson re-signed with the Ravens (Reserve/Future) on 1/22/15...Added to Baltimore's practice squad on 12/9/14... Released by Washington on 12/6/14...Re-signed with the Redskins on 2/6/14...Signed to Washington's active roster from its practice squad on 12/27/11...Added to the Redskins' practice squad on 9/4/11...Released by Washington on 9/3/11...Originally selected by the Redskins in the sixth round (178th overall) of the 2011 NFL Draft.

CAREER

- Enters 2015 with 30 receptions for 608 yards (20.3 avg.) and 5 TDs in 36 career games (three starts)
- Started his first-career NFL game and recorded 2 receptions for 40 yards at STL (9/16/12)
- Played in his first-career NFL game, establishing a career high with 4 receptions for 52 yards and his first-career TD at NO (9/9/12)



2014: (with Washington and Baltimore – 5/0) Finished the season on the Ravens' practice squad (signed with Baltimore on 12/9) after playing in five games for the Washington Redskins, recording 1 reception for 6 yards before being released on 12/6

- Saw action from scrimmage and netted 1 reception for 6 yards in **game 2 vs. Jax. (9/14)**

2013: (with Washington – 16/1) Recorded career highs in catches (18) and receiving yards (365), adding 2 receiving TDs

- Started and contributed 3 receptions for 33 yards in the **season finale at NYG (12/29)**
- Subbed and gained a career-high 99 yards on a career-high-tying 4 receptions (24.8 avg.) in **game 14 at Atl. (12/15)**
- Netted 2 receptions for 75 yards, including a 45-yard TD catch in **game 6 vs. Chi. (10/20)**

2012: (with Washington – 15/2, 1/0) Contributed 11 receptions for 237 yards (21.5 avg.) and a career-high 3 TDs, including a career-long 68-yard TD catch and run

- Recorded a career-long 68-yard TD reception (his lone catch of the game) in **game 12 at Dal. (11/22)**
- Started his first-career NFL game and recorded 2 receptions for 40 yards in **game 2 at STL (9/16)**
- Saw action in his first-career contest and established a career high with 4 receptions, good for 52 yards, including his first-career TD (5 yards), in **game 1 at NO (9/9)**
- Played in his first-career postseason game in the **Wild Card game vs. Sea. (1/16/13)**

2011: (with Washington – 0/0) Spent the majority of his rookie season on the Redskins' practice squad before being elevated to their active roster on 12/27

- Was a gameday inactive in **game 16 at Phi. (1/1/12)**

COLLEGE: Saw action in 46 games at Southern Methodist, finishing second in Mustangs' history in receiving yards (3,313) and receiving TDs (30) and fourth in catches (181)... Set single-season school marks for receiving TDs (14) and produced the second-most receiving yards (1,301) in 14 games as a senior, earning first-team All-Conference USA honors...Ranked 12th in the nation with 92.9 receiving yards per game...Registered 182 yards against Tulane, which is the fourth-highest single-game total in school history... Appeared in 13 games as a junior, catching 65 passes for 800 yards and 5 TDs...Caught a 96-yard TD against East Carolina, which is tied for the longest pass play in Southern Methodist history...Played in 10 games his sophomore year, tallying 1,047 yards on 59 receptions (17.7 avg.) and 11 TDs to receive All-Conference USA honorable mention accolades...Ranked sixth in the nation with 104.7 receiving yards per game... Totaled 210 yards against Central Florida, which is the third-highest single-game total in Mustangs history...Produced 166 yards on 10 catches in nine games as a freshman...Majored in philosophy.

HIGH SCHOOL, PERSONAL: Prepped at Waxahachie (TX) HS, where he was a two-year All-District selection and All-Region pick by *PrepStars*...Ranked No. 96 on *The Dallas Morning News* Area Top 100 list...Named Texas Football "Player To Watch" by Dave Campbell...Named his team's Most Valuable Player as a senior in 2006 after producing more than 1,500 all-purpose yards, including 647 receiving yards (29 receptions) and 8 TDs...Totaled 651 yards on 21 catches and produced 8 TDs as a junior in 2005...Also participated in track and field, finishing second at the UIL 4A State Championship in the 200-meter (21.48 seconds)...Won his 100-meter heat at the Texas Relays in 10.63 seconds and finished in the finals at 10.61 seconds.

13 ALDRICK ROBINSON

2013

GAME-BY-GAME OFFENSE

Date/Opp.	RECEIVING					RUSHING				
	No.	Yds.	Avg.	LG	TD	No.	Yds.	Avg.	LG	TD
9/9 vs. Phi.	0	0	0.0	0	0	0	0	0.0	0	0
9/15 @ GB	1	13	13.0	13	0	0	0	0.0	0	0
9/22 vs. Det.	0	0	0.0	0	0	0	0	0.0	0	0
9/29 @ Oak.	0	0	0.0	0	0	0	0	0.0	0	0
10/13 @ Atl.	0	0	0.0	0	0	0	0	0.0	0	0
10/20 vs. Chi.	2	75	37.5	45t	1	1	-11	-11.0	-11	0
10/27 @ Den.	0	0	0.0	0	0	0	0	0.0	0	0
11/3 vs. SD	1	4	4.0	4	0	0	0	0.0	0	0
11/7 at Min.	0	0	0.0	0	0	0	0	0.0	0	0
11/17 @ Phi.	2	60	30.0	41t	1	0	0	0.0	0	0
11/25 vs. SF	0	0	0.0	0	0	0	0	0.0	0	0
12/1 vs. NYG	0	0	0.0	0	0	1	9	9.0	9	0
12/8 vs KC	4	67	16.8	30	0	0	0	0.0	0	0
12/15 @ Atl.	4	99	24.8	62	0	0	0	0.0	0	0
12/22 vs. Dal.	1	14	14.0	14	0	0	0	0.0	0	0
12/29 @ NYG	3	33	11.0	14	0	1	-2	-2.0	-2	0
Totals	18	365	20.3	62	2	3	-4	-1.3	9	0

2012

GAME-BY-GAME OFFENSE

Date/Opp.	RECEIVING					RUSHING				
	No.	Yds.	Avg.	LG	TD	No.	Yds.	Avg.	LG	TD
9/9 @ NO	4	52	13.0	29	1	0	0	0.0	0	0
9/16 @ STL	2	40	20.0	28	0	0	0	0.0	0	0
9/23 vs. Cin.	1	12	12.0	12	0	0	0	0.0	0	0
9/30 @ TB	INACTIVE					--	--	--	--	--
10/7 vs. Atl.	1	10	10.0	10	0	0	0	0.0	0	0
10/14 vs. Min.	0	0	0.0	0	0	0	0	0.0	0	0
10/21 @ NYG	0	0	0.0	0	0	1	14	14.0	14	0
10/28 @ Pit.	0	0	0.0	0	0	0	0	0.0	0	0
11/4 vs. Car.	1	6	6.0	6	0	0	0	0.0	0	0
11/18 vs. Phi.	1	49	49.0	49t	1	0	0	0.0	0	0
11/22 @ Dal.	1	68	68.0	68t	1	0	0	0.0	0	0
12/3 vs. NYG	0	0	0.0	0	0	0	0	0.0	0	0
12/9 vs. Bal.	0	0	0.0	0	0	0	0	0.0	0	0
12/16 @ Cle.	0	0	0.0	0	0	0	0	0.0	0	0
12/23 @ Phi.	0	0	0.0	0	0	0	0	0.0	0	0
12/30 vs. Dal.	0	0	0.0	0	0	0	0	0.0	0	0
Totals	11	237	21.5	68t	3	1	14	14.0	14	0
Playoffs										
11/6/13 vs. Sea.	0	0	0.0	0	0	0	0	0.0	0	0
Totals	0	0	0.0	0	0	0	0	0.0	0	0

REGULAR SEASON

Year	Team	GP	GS	RECEIVING					RUSHING				
				No.	Yards	Avg.	LG	TD	No.	Yards	Avg.	LG	TD
2011	Washington	0	0	PRACTICE SQUAD					--	--	--	--	--
2012	Washington	15	2	11	237	21.5	68t	3	1	14	14.0	14	0
2013	Washington	16	1	18	365	20.3	62	2	3	-4	-1.3	9	0
2014	Was./Bal.	5	0	1	6	6.0	6	0	0	0	0.0	0	0
Totals		36	3	30	608	20.3	68t	5	4	10	2.5	14	0

CAREER SINGLE-GAME HIGHS (REGULAR SEASON)

RECEIVING

Receptions:

4 3 times (last: 12/15/13 at Atl.)

Yardage:

99 (12/15/13 at Atl.)

Long Gain:

68t (11/22/12 at Dal.)

Touchdowns:

1 5 times (last: 11/17/13 at Phi.)

RUSHING

Carries:

1 4 times (last: 12/29/13 at NYG)

Yardage:

14 (10/21/12 at NYG)

Long Gain:

14 (10/21/12 at NYG)

Touchdowns:

None

POSTSEASON

Year	Team	GP	GS	RECEIVING					RUSHING				
				No.	Yards	Avg.	LG	TD	No.	Yards	Avg.	LG	TD
2012	Washington	1	0	0	0	0.0	0	0	0	0	0.0	0	0
Totals		1	0	0	0	0.0	0	0	0	0	0.0	0	0

MAKE 'EM COUNT

In 2014, Baltimore had just 30 three-and-out drives on 182 offensive series, yielding a 16.5% mark, which ranked sixth best in the NFL.

THREE-AND-OUT PERCENTAGE / OFFENSIVE DRIVES (2014 Season)

Rk.	Team	Series	3&0 Drives	3&0 Pct.
1.	Miami Dolphins	181	23	12.7
2.	Green Bay Packers	169	23	13.6
3.	Dallas Cowboys	179	28	15.6
4.	New Orleans Saints	174	28	16.1
	Pittsburgh Steelers	174	28	16.1
6.	Baltimore Ravens	182	30	16.5





BALTIMORE
RAVENS

8

MATT SCHAUB
QUARTERBACK | 6-6 | 245

COLLEGE: Virginia HS: East (West Chester, PA)
BORN: 6/25/81, Pittsburgh, PA
EXP. (NFL/RAVENS): 12/1 GP/GS (PLAYOFFS): 139/90 (3/2)

TRANSACTIONS

Matt Schaub signed with the Ravens (one-year contract) on 3/31/15...Released by the Raiders on 3/16/15...Signed with Oakland (trade with Houston) on 3/21/14...Re-signed with the Texans (four-year extension) on 9/9/12...Placed on Injured Reserve (foot) on 11/23/11...Signed with Houston (trade with Atlanta) on 3/21/07...Was originally selected by the Falcons in the third round (90th overall) of the 2004 NFL Draft.

HONORS

- Two-time Pro Bowler (2009 and 2012)
- Pro Bowl MVP (2009)
- AFC Offensive Player of the Week (Week 11, 2012; Week 6, 2010; Week 2, 2009 and Week 14, 2008)
- Ed Block Courage Award (2012)
- FedEx Air NFL Player of the Week (Week 11, 2012 ; Week 2, 2010)



CAREER

- Enters 2015 with 2,040 of 3,191 passes (63.9%) for 24,311 yards, 130 TDs and 86 INTs for an 89.5 QB rating...Owns 27-career 300-yard passing games
- Established career highs in passing attempts (583), completions (396), completion percentage (67.9), passing yards (4,770), TDs (29) and QB Rating (98.6) and was named to his first-career Pro Bowl while with Houston in 2009...Also produced 10 games with a QB Rating of at least 90 and topped 300 yards passing in nine different games, tying for the second most in a single season in NFL history
- Threw for the second-most yards in a single game in NFL history (tied with Warren Moon), producing a Texans' franchise-record 527 yards and 5 TDs (a then-franchise record) on 43-of-55 passing (78.2%) vs. Jax. (11/18/12)
- Enters 2015 ranking 10th on the NFL's all-time career completion percentage list (63.9)
- Has thrown for 4,000 yards three times (4,770 in 2009, 4,370 in 2010 and 4,008 in 2012) and is one of just 12 QBs in NFL history to throw for 4,000 yards in back-to-back seasons (2009-10)
- Is the Texans' franchise leader in every major passing category and owns three of the top 5 single-game QB ratings in team history



2014: (with Oakland – 11/0) Saw action in 11 games, throwing 10 passes (5 completions) for 57 yards in a backup role for the Raiders after being aquired in a trade with the Texans on 3/21

2013: (with Houston – 10/8) Completed 219 of 358 passes (61.2%) for 2,310 yards and 10 TDs despite not playing in six games in his final season with the Texans

- Completed 31 of 49 passes (63.3%) for a season-high 355 yards, 2 TDs and 2 INTs in **game 4 vs. Sea. (9/29)**
- Completed 75.6% of his passes (34 of 45) for 346 yards, 3 TDs and just 1 INT for a 110.0 QB rating in the **season opener at SD (9/9)**

2012: (with Houston – 16/16, 2/2) Named to his second Pro Bowl after completing 350 of 544 passes (64.3%) for 4,008 yards (his third-career 4,000-yard season) and 22 TDs for a 90.7 QB rating...Led the Texans to a franchise-best 12-4 record and their second-consecutive AFC South title

• Threw for the second-most yards in a single game in NFL history (tied with Warren Moon), producing a Texans franchise-record 527 yards and a franchise record 5 TDs on 43-of-55 passing (78.2%) in **game 10 vs. Jax. (11/18)**

• Threw for 290 yards and a then-career-high 4 TDs (on 17-of-30 passing) for a 115.3 QB Rating in **game 3 at Den. (9/23)**

• Started both postseason contests and completed 70.8% of his passes (63 of 89) for 605 yards, 2 TDs and 2 INTs

• Threw for 343 yards, 2 TDs and 1 INT on 34-of-51 passing (66.7%), giving him the first 300-yard yard passing game in Texans postseason history in the **AFC Divisional Playoff Game at NE (1/13/13)**

2011: (with Houston – 10/10) Threw for 2,479 yards and 15 TDs, completing 178 of 292 passes (61.0%) and rushed for 9 yards and a career-high-tying 2 TDs, despite missing the final six games of the season after being placed on Injured Reserve (foot) on 11/23

8 MATT SCHaub

- Posted a Texans' single-game franchise-record 154.9 QB rating after completing 11 of 15 passes (73.3%) for 242 yards and 2 TDs, including a career-long 80-yard TD toss in **game 10 at TB (11/13)**
- Connected on 18 of 23 passes (78.3%) for 296 yards and a 147.7 QB rating (then-highest single-game QB rating in Texans franchise history) in **game 7 at Ten. (10/23)**
- Became the Texans all-time leader in completions (1,244) after going 22 of 39 for 373 yards, 3 TDs and 1 INT in **game 3 at NO (9/25)**

2010: (with Houston – 16/16) Started every game for the second-consecutive season and completed 63.6% of his passes (365 of 574) for 4,370 yards (fourth in the NFL), 24 TDs and 12 INTs for a 92.0 QB rating

- Threw for 393 yards and 3 TDs, including a 46-yard TD toss (on 31-of-62 passing) in **game 13 vs. Bal. (12/13)**
- Connected on 68.8% of his passes (22 of 32) for 314 yards, 2 TDs and no INTs for a 121.1 QB rating in **game 9 at Jax. (11/14)**
- Completed 73.1% of his passes (38 of 52) for a season-high 497 yards (second-highest total of his career) and 3 TDs for a 114.0 QB rating in **game 2 at Was. (9/19)**

2009: (with Houston – 16/16) Named to his first-career Pro Bowl after establishing Texans' franchise records and career highs in passing yards (4,770 - led the NFL), passing attempts (583), completions (396), TDs (29) and QB rating (98.6)...Became the first QB in Texans franchise-history to lead the league in passing...Produced 10 games with a QB rating of at least 90 and topped 300 yards passing in nine different games, tying for the second-most in a single season in NFL history

- Completed 74.4% of his passes (29 of 39) for 365 yards, 2 TDs and 1 INT in **game 13 vs. Sea. (12/13)**
- Completed 70.0% of his passes (28 of 40) for 392 yards, 4 TDs and 1 INT for a 124.2 QB rating in **game 6 at Cin. (10/18)**
- Completed 25 of 39 passes (64.1%) for 357 yards a then-career-high 4 TDs and 0 INTs for a 127.8 QB rating (fifth-highest single-game QB rating in Texans franchise history) in **game 2 at Ten. (9/20)**

2008: (with Houston – 11/11) Completed 251 fo 380 passes (66.1%) for 3,043 yards and 15 TDs despite missing five games with a knee injury (four) and illness (one)...Ranked second in the NFL in yards per pass attempt (8.01), fourth in passing yards per game (276.6) and completion percentage (66.1%) and eighth in QB rating (92.7)

- Named AFC Offensive Player of the Week after throwing for a then-franchise-record (fourth in Texans history) 414 yards and 2 TDs on 28 of 42 passes (66.7%) in **game 13 at GB (12/7)**...Led the Texans on a nine-play, 75-yard drive, culminating with a K Kris Brown 40-yard game-winning FG as time expired in the 24-21 victory

- Completed 24 of 28 passes (85.7%) for 280 yards, 3 TDs and 0 INTs for a 144.0 QB Rating (second highest in franchise history) in **game 7 vs. Cin. (10/26)**

- Led the team on a game-winning drive, scoring the clinching TD on a 3-yard run with :07 remaining on the clock in **game 5 vs. Mia. (10/12)**...Threw for 379 yards on 22-of-42 passing, including 1 TD, in the 29-28 victory over the Dolphins

2007: (with Houston – 11/11) Finished 192 of 289 (66.4%) for 2,241 yards and 9 TDs for an 87.2 QB rating in his first full season as a starter...Missed five games with a shoulder injury and a concussion

- Led the Texans on his first-career game-winning drive, marching the team 59 yards in eight plays to set up a K Kris Brown 57-yard game-winner in the 22-19 victory in **game 5 vs. Mia (10/7)**...Finished the game 20-of-34 for 294 yards against the Dolphins
- Completed 27 of 33 passes, including connecting on his final 14-consecutive tosses (combined with his first two completions in Week 4 game, making up the second-longest consecutive completions streak - 16 - in Texans history) in **game 3 vs. Ind. (9/23)**
- Went 16 of 22 (72.7%) for 225 yards, including a 77-yard TD strike (fourth-longest pass in Texans history) for a 101.5 QB rating in the **season opener vs. KC (9/9)**

2006: (with Atlanta – 16/0) Was the primary backup to QB Michael Vick and threw for 208 yards, 1 TD and 2 INTs on 18-of-27 passing on the season

- Saw his most extensive action of the season, completing 15 of 21 passes for 175 yards, 1 TD and 1 INT in the **season finale at Phi. (12/31)**

2005: (with Atlanta – 16/1) Completed 33 of 64 passes for 495 yards, 4 TDs and 0 INTs for a 98.1 QB rating...Also rushed 9 times for a career-high 76 yards

- Started and completed 18 of 34 passes with 3 TDs and 0 INTs for a 112.1 QB rating in **game 5 vs. NE (10/9)**

2004: (with Atlanta – 6/1, 1/0) Completed 33 of 70 passes for 330 yards, 1 TD and 4 INTs, serving as the primary backup to QB Michael Vick as a rookie

- Subbed and completed 14 of 22 passes for 133 yards and his first-career TD in the **season finale at Sea. (1/2/05)**
- Started his first-career NFL game and completed 17 of 41 passes for 188 yards and 2 INTs in **game 11 at NO (11/28)**
- Saw action in his first-career NFL game, but did not throw a pass in **game 4 at Car. (10/3)**

COLLEGE: Saw action in 40 games over four seasons at Virginia and left as the Cavaliers' all-time leader in passing yards (7,502), passing attempts (1,069), completions (716), total offensive yards (7,560), TD passes (56), 300-yard passing games (eight) and 200-yard passing games (20)...

8 MATT SCHAUB

Completed 66.9% of his passes during his career, the second-best mark at the time in NCAA Division I-A history (Tim Couch - Kentucky - 67.2 percent, 1996-98)...Earned first-team All-Atlantic Coast Conference honors after completing 281-of-403 passes for 2,952 yards, 18 TDs and 10 INTs as a senior in 2003...Named the ACC Player of the Year as a junior in 2002 after leading the conference and finishing sixth in the country in passing (2,976 yards)... Also led the ACC in TD passes (28), completion percentage (68.9), completions (288), and attempts (418)...Ranked second in the country in completion percentage, tied for sixth in TD passes and eighth in completions...Completed at least 70 percent of his passes eight times, including topping 80 percent twice and posted three of the ACC's top-seven passing performances...Saw action in 12 games and completed 140 of 240 passes for 1,524 yards and 10 TDs as a sophomore in 2001...Played in eight games and threw 8 passes (7 completions) for 50 yards as a true freshman.

HIGH SCHOOL, PERSONAL: Prepped at East (West Chester, PA) HS, where he lettered in football, baseball and basketball...Completed 277-of-544 passes for 3,990 yards and 35 TDs during his career, setting school records for pass attempts, completions, yards per game and total yards for the Vikings...Matt and his wife, Laurie have three daughters, Madison (5) and twins, Makalya and Mackenzie (4) and one son, Matthew (1).

COMMUNITY: Established the GR8 Foundation in 2011 to provide resources and support to promote lasting improvements and bring healing to children with medical needs, hope for our future generations, and happiness to the children and their families enduring medical challenges... Participated in the Atlanta Falcons Coaches Academy in addition to various charity golf tournaments and community outreach programs in 2004.

2014

GAME-BY-GAME

RAIDERS

Date/Opp.	PASSING										RUSHING				
	Att.	Comp.	Yards	Comp%	Yds/Att	TD	INT	LG	Sack/Lost	Rating	No.	Yards	Avg.	LG	TD
9/7 @ NYJ	ACTIVE, BUT DID NOT PLAY														
9/14 vs. Hou.	ACTIVE, BUT DID NOT PLAY														
9/21 @ NE	INACTIVE														
9/28 vs. Mia.	INACTIVE														
10/12 vs. SD	ACTIVE, BUT DID NOT PLAY														
10/19 vs. Ari.	0	0	0	0.0	0.0	0	0	0	0/0	0.0	0	0	0.0	0	0
10/26 @ Cle.	1	0	0	0.0	0.0	0	1	0	0/0	0.0	0	0	0.0	0	0
11/2 @ Sea.	0	0	0	0.0	0.0	0	0	0	0/0	0.0	0	0	0.0	0	0
11/9 vs. Den.	0	0	0	0.0	0.0	0	0	0	0/0	0.0	0	0	0.0	0	0
11/16 @ SD	0	0	0	0.0	0.0	0	0	0	0/0	0.0	0	0	0.0	0	0
11/20 vs. KC	0	0	0	0.0	0.0	0	0	0	0/0	0.0	0	0	0.0	0	0
11/30 @ STL	9	5	57	55.6	6.33	0	1	16	3/24	35.2	0	0	0.0	0	0
12/7 vs. SF	0	0	0	0.0	0.0	0	0	0	0/0	0.0	0	0	0.0	0	0
12/14 @ KC	0	0	0	0.0	0.0	0	0	0	0/0	0.0	0	0	0.0	0	0
12/21 vs. Buf.	0	0	0	0.0	0.0	0	0	0	0/0	0.0	0	0	0.0	0	0
12/28 @ Den.	0	0	0	0.0	0.0	0	0	0	0/0	0.0	0	0	0.0	0	0
Totals	10	5	57	50.0	5.70	0	2	16	3/24	27.9	0	0	0.0	0	0

2013

GAME-BY-GAME

TEXANS

Date/Opp.	PASSING										RUSHING				
	Att.	Comp.	Yards	Comp%	Yds/Att	TD	INT	LG	Sack/Lost	Rating	No.	Yards	Avg.	LG	TD
9/9 @ SD	45	34	346	75.6	7.69	3	1	30	2/17	110.0	0	0	0.0	0	0
9/15 vs. Ten.	48	26	298	54.2	6.21	3	2	32	2/18	76.6	0	0	0.0	0	0
9/22 @ Bal.	35	25	194	71.4	5.54	0	1	18	3/24	72.8	0	0	0.0	0	0
9/29 vs. Sea.	49	31	355	63.3	7.24	2	2	31t	4/30	81.6	1	5	5.0	5	0
10/6 @ SF	35	19	173	54.3	4.94	0	3	19	1/6	32.2	0	0	0.0	0	0
10/13 vs. STL	21	15	186	71.4	8.86	0	0	41	3/10	98.5	0	0	0.0	0	0
10/20 @ KC	INACTIVE - FOOT														
11/3 vs. Ind.	ACTIVE, BUT DID NOT PLAY														
11/10 @ Ari.	ACTIVE, BUT DID NOT PLAY														
11/17 vs. Oak.	25	12	155	48.0	6.20	0	0	23	0/0	67.9	0	0	0.0	0	0
11/24 vs. Jax.	ACTIVE, BUT DID NOT PLAY														
12/1 vs. NE	ACTIVE, BUT DID NOT PLAY														
12/5 @ Jax.	29	17	198	58.6	6.83	1	1	46	2/28	76.5	1	7	7.0	7	0
12/15 @ Ind.	ACTIVE, BUT DID NOT PLAY														
12/22 vs. Den.	37	18	176	48.6	4.76	1	2	40	3/23	48.9	1	5	5.0	5	0
12/29 @ Ten.	34	22	229	64.7	6.74	0	2	31	1/6	59.6	2	7	3.5	7	0
Totals	358	219	2,310	61.2	6.45	10	14	46	21/162	73.0	5	24	4.8	7	0

8 MATT SCHAUB

2012

GAME-BY-GAME

TEXANS

Date/Opp.	PASSING										RUSHING				
	Att.	Comp.	Yards	Comp%	Yds/Att	TD	INT	LG	Sack/Lost	Rating	No.	Yards	Avg.	LG	TD
9/9 vs. Mia.	31	20	266	64.5	8.58	1	0	29	2/12	102.4	4	-2	-0.5	2	0
9/16 @ Jax.	35	26	195	74.3	5.57	0	0	18	0/0	87.2	2	-3	-1.5	-1	0
9/23 @ Den.	30	17	290	56.7	9.67	4	1	60t	1/6	115.3	0	0	0.0	0	0
9/30 vs. Ten.	28	20	202	71.4	7.21	2	0	33	0/0	115.5	2	-2	-1.0	-1	0
10/8 @ NYJ	28	14	209	50.0	7.46	1	1	34t	0/0	71.9	0	0	0.0	0	0
10/14 vs. GB	33	20	232	60.6	7.03	0	2	27	3/24	56.6	1	0	0.0	0	0
10/21 vs. Bal.	37	23	256	62.2	6.92	2	0	34	2/17	100.7	1	-2	-2.0	-2	0
11/4 vs. Buf.	27	19	268	70.4	9.93	2	0	39t	2/12	126.8	1	-1	-1.0	-1	0
11/11 @ Chi.	26	14	95	53.8	3.65	1	2	23	1/7	42.9	2	-2	-1.0	-1	0
11/18 vs. Jax.	55	43	527	78.2	9.58	5	2	48t	2/23	121.7	0	0	0.0	0	0
11/22 @ Det.	48	29	315	60.4	6.56	1	1	43	2/19	78.0	2	-1	-0.5	0	0
12/2 @ Ten.	35	21	207	60.0	5.91	2	0	54t	0/0	95.8	4	5	1.3	8	0
12/10 @ NE	32	19	232	59.4	7.25	0	1	30	2/24	68.8	0	0	0.0	0	0
12/16 vs. Ind.	31	23	261	74.2	8.42	1	0	52	3/22	109.7	0	0	0.0	0	0
12/23 vs. Min.	32	18	178	56.3	5.56	0	0	19	3/25	72.1	0	0	0.0	0	0
12/30 @ Ind.	36	24	275	66.7	7.64	0	2	39	4/25	66.3	2	-1	-0.5	0	0
Totals	544	350	4,008	64.3	7.37	22	12	60t	27/216	90.7	21	-9	-0.4	8	0
Playoffs															
1/5/13 vs. Cin.	38	29	262	76.3	6.89	0	1	22	0/0	83.4	4	1	0.3	2	0
1/13/13 @ NE	51	34	343	66.7	6.73	2	1	28	1/9	90.6	1	1	1.0	1	0
Totals	89	63	605	70.8	6.80	2	2	28	1/9	87.5	5	2	0.4	2	0

2011

GAME-BY-GAME

TEXANS

Date/Opp.	PASSING										RUSHING				
	Att.	Comp.	Yards	Comp%	Yds/Att	TD	INT	LG	Sack/Lost	Rating	No.	Yards	Avg.	LG	TD
9/11 vs. Ind.	24	17	220	70.8	9.17	1	2	25	1/3	78.5	4	0	0.0	3	0
9/18 @ Mia.	29	21	230	72.4	7.93	2	0	43	3/23	118.5	2	2	1.0	3	0
9/25 @ NO	39	22	373	56.4	9.56	3	1	62	2/9	103.9	0	0	0.0	0	0
10/2 vs. Pit.	21	14	138	66.7	6.57	1	0	30	0/0	100.9	2	1	0.5	2	0
10/9 vs. Oak.	51	24	416	47.1	8.16	2	2	60	3/13	72.0	1	0	0.0	0	0
10/16 @ Bal.	37	21	220	56.8	5.95	1	0	32t	4/20	83.2	1	3	3.0	3	0
10/23 @ Ten.	23	18	296	78.3	12.87	2	0	78t	0/0	147.7	0	0	0.0	0	0
10/30 vs. Jax.	30	16	225	53.3	7.50	1	0	30	2/23	88.9	1	2	2.0	2t	1
11/6 vs. Cle.	23	14	119	60.9	5.17	0	1	22	0/0	56.3	3	0	0.0	2t	1
11/13 @ TB	15	11	242	73.3	16.13	2	0	80t	1/7	154.9	1	1	1.0	1	0
11/27 @ Jax.	INJURED RESERVE - FOOT														
12/4 vs. Atl.	INJURED RESERVE - FOOT														
12/11 @ Cin.	INJURED RESERVE - FOOT														
12/18 vs. Car.	INJURED RESERVE - FOOT														
12/22 @ Ind.	INJURED RESERVE - FOOT														
1/1/12 vs. Ten.	INJURED RESERVE - FOOT														
Totals	292	178	2,479	61.0	8.49	15	6	80t	16/98	96.8	15	9	0.6	3	2
Playoffs															
1/7/12 vs. Cin.	INJURED RESERVE - FOOT														
1/15/12 @ Bal.	INJURED RESERVE - FOOT														
Totals	0	0	0	0.0	0.0	0	0	0	0/0	0.0	0	0	0.0	0	0

2010

GAME-BY-GAME

TEXANS

Date/Opp.	PASSING										RUSHING				
	Att.	Comp.	Yards	Comp%	Yds/Att	TD	INT	LG	Sack/Lost	Rating	No.	Yards	Avg.	LG	TD
9/12 vs. Ind.	17	9	107	52.9	6.29	1	1	23	2/9	67.5	3	-3	-1.0	-1	0
9/19 @ Was.	52	38	497	73.1	9.56	3	1	50	5/29	114.0	1	2	2.0	2	0
9/26 vs. Dal.	32	23	241	71.9	7.53	1	2	26	4/25	77.7	0	0	0.0	0	0
10/3 @ Oak.	29	16	192	55.2	6.62	2	0	31	0/0	98.6	3	1	0.3	2	0
10/10 vs. NYG	34	16	196	47.1	5.76	0	1	48	3/25	53.1	1	-1	-1.0	-1	0
10/17 vs. KC	33	25	305	75.8	9.24	2	0	44	2/16	123.9	1	3	3.0	3	0
11/1 @ Ind.	38	22	201	57.9	5.29	1	1	28t	3/18	70.2	1	1	1.0	1	0
11/7 vs. SD	32	21	267	65.6	8.34	0	1	33	2/15	78.5	2	1	0.5	1	0
11/14 @ Jax.	32	22	314	68.8	9.81	2	0	60	0/0	121.1	3	14	4.7	14	0
11/21 @ NYJ	33	19	254	57.6	7.70	1	0	43t	1/8	92.2	1	3	3.0	3	0
11/28 vs. Ten.	35	25	178	71.4	5.09	2	0	21	2/20	101.8	2	-2	-1.0	-2	0
12/2 @ Phi.	36	22	337	61.1	9.36	2	1	42	2/14	99.0	0	0	0.0	0	0
12/13 vs. Bal.	62	31	393	50.0	6.34	3	2	46t	2/15	72.8	1	8	8.0	8	0
12/19 @ Ten.	54	35	325	64.8	6.02	2	1	23	4/32	85.8	0	0	0.0	0	0
12/26 @ Den.	33	23	310	69.7	9.39	1	1	47	0/0	96.8	1	0	0.0	0	0
1/2/11 vs. Jax.	22	18	253	81.8	11.50	1	0	41	0/0	129.7	2	1	0.5	2	0
Totals	574	365	4,370	63.6	7.61	24	12	60	32/226	92.0	22	28	1.3	8	0



8 MATT SCHAUB

2009

GAME-BY-GAME

TEXANS

Date/Opp.	PASSING											RUSHING				
	Att.	Comp.	Yards	Comp%	Yds/Att	TD	INT	LG	Sack/Lost	Rating	No.	Yards	Avg.	LG	TD	
9/13 vs. NYJ	33	18	166	54.5	5.03	0	1	27	2/21	55.9	1	6	6.0	6	0	
9/20 @ Ten.	39	25	357	64.1	9.15	4	0	72t	0/0	127.8	4	4	1.0	4	0	
9/27 vs. Jax.	35	26	300	74.3	8.57	3	1	25	2/14	116.4	1	5	5.0	5	0	
10/4 vs. Oak.	22	11	224	50.0	10.18	1	1	62	4/15	82.4	5	-1	-0.2	-1	0	
10/11 @ Ari.	50	35	371	70.0	7.42	2	1	27	0/0	96.3	3	5	1.7	5	0	
10/18 @ Cin.	40	28	392	70.0	9.80	4	1	59	2/7	124.2	3	-1	-0.3	-1	0	
10/25 vs. SF	30	20	264	66.7	8.80	2	0	44	2/18	116.5	5	9	1.8	9	0	
11/1 @ Buf.	34	25	268	73.5	7.88	0	2	36	1/11	71.7	8	3	0.4	3	0	
11/8 @ Ind.	43	32	311	74.4	7.23	1	2	45	2/10	82.6	3	21	7.0	19	0	
11/23 vs. Ten.	39	25	305	64.1	7.82	2	0	49	4/22	105.2	1	0	0.0	0	0	
11/29 vs. Ind.	42	31	284	73.8	6.76	2	2	22	2/10	87.8	2	6	3.0	6	0	
12/6 @ Jax.	27	19	207	70.4	7.67	1	1	53	2/7	89.6	1	7	7.0	7	0	
12/13 vs. Sea.	39	29	365	74.4	9.36	2	1	64t	0/0	109.5	1	-2	-2.0	-2	0	
12/20 @ STL	40	28	367	70.0	9.18	1	0	49	0/0	107.0	5	-3	-0.6	-3	0	
12/27 @ Mia.	31	20	286	64.5	9.23	2	1	44t	1/6	102.4	3	-3	-1.0	-3	0	
1/3/10 vs. NE	39	24	303	61.5	7.77	2	1	26	1/8	92.1	2	1	0.5	1	0	
Totals	583	396	4,770	67.9	8.18	29	15	72t	25/149	98.6	48	57	1.2	19	0	

2008

GAME-BY-GAME

TEXANS

Date/Opp.	PASSING											RUSHING				
	Att.	Comp.	Yards	Comp%	Yds/Att	TD	INT	LG	Sack/Lost	Rating	No.	Yards	Avg.	LG	TD	
9/7 @ Pit.	33	25	202	75.8	6.12	1	2	24	5/43	75.6	2	4	2.0	4t	1	
9/21 @ Ten.	37	17	188	45.9	5.08	0	3	49	3/17	27.8	3	12	4.0	6	0	
9/28 @ Jax.	40	29	307	72.5	7.68	3	0	34	0/0	119.8	5	24	4.8	10	0	
10/5 vs. Ind.	ACTIVE, BUT DID NOT PLAY															
10/12 vs. Mia.	42	22	379	52.4	9.02	1	2	61	1/8	71.4	4	15	3.8	9	1	
10/19 vs. Det.	31	26	267	83.9	8.61	2	0	25	3/13	124.1	2	1	0.5	1	0	
10/26 vs. Cin.	28	24	280	85.7	10.00	3	0	39t	1/5	144.0	4	-2	-0.5	2	0	
11/2 @ Min.	16	11	139	68.8	8.69	0	1	31	3/20	69.5	0	0	0.0	0	0	
11/9 vs. Bal.	INACTIVE - KNEE															
11/16 @ Ind.	INACTIVE - KNEE															
11/23 @ Cle.	INACTIVE - KNEE															
12/1 vs. Jax.	ACTIVE, BUT DID NOT PLAY															
12/7 @ GB	42	28	414	66.7	9.86	2	1	58t	1/6	104.7	1	0	0.0	0	0	
12/14 vs. Ten.	39	23	284	59.0	7.28	1	0	65	3/16	90.1	4	7	1.8	8	0	
12/21 @ Oak.	36	19	255	52.8	7.08	0	1	65	3/21	64.0	2	10	5.0	8	0	
12/28 vs. Chi.	36	27	328	75.0	9.11	2	0	43t	0/0	121.1	4	-3	-0.8	1	0	
Totals	380	251	3,043	66.1	8.01	15	10	65	23/149	92.7	31	68	2.2	10	2	

2007

GAME-BY-GAME

TEXANS

Date/Opp.	PASSING											RUSHING				
	Att.	Comp.	Yards	Comp%	Yds/Att	TD	INT	LG	Sack/Lost	Rating	No.	Yards	Avg.	LG	TD	
9/9 vs. KC	22	16	225	72.7	10.23	1	1	77t	2/19	101.5	1	-1	-1.0	-1	0	
9/16 @ Car.	28	20	227	71.4	8.11	2	0	33	0/0	119.2	2	3	1.5	4	0	
9/23 vs. Ind.	33	27	236	81.8	7.15	1	2	41	3/22	81.3	1	5	5.0	5	0	
9/30 @ Atl.	40	28	317	70.0	7.93	1	0	45	1/6	101.8	5	19	3.8	12	0	
10/7 vs. Mia.	34	20	294	58.8	8.65	0	1	49	2/16	74.9	3	6	2.0	3	0	
10/14 @ Jax.	31	19	259	61.3	8.35	0	1	46	2/12	74.5	2	6	3.0	6	0	
10/21 vs. Ten.	9	5	23	55.6	2.56	0	0	12	2/19	60.9	0	0	0.0	0	0	
10/28 @ SD	18	11	77	61.1	4.28	0	2	13	0/0	31.3	0	0	0.0	0	0	
11/4 @ Oak.	INACTIVE - HEAD															
11/18 vs. NO	33	21	293	63.6	8.88	2	0	73t	1/6	112.3	2	7	3.5	4	0	
11/25 @ Cle.	36	22	256	61.1	7.11	2	2	29	2/19	78.0	1	7	7.0	7	0	
12/2 @ Ten.	5	3	34	60.0	6.80	0	0	19	1/7	80.4	0	0	0.0	0	0	
12/9 vs. TB	INACTIVE - SHOULDER															
12/13 vs. Den.	INACTIVE - SHOULDER															
12/23 @ Ind.	INACTIVE - SHOULDER															
12/30 vs. Jax.	INACTIVE - SHOULDER															
Totals	289	192	2,241	66.4	7.75	9	9	77t	16/126	87.2	17	52	3.1	12	0	

8 MATT SCHAUB

2006

GAME-BY-GAME

FALCONS

Date/Opp.	PASSING										RUSHING				
	Att.	Comp.	Yards	Comp%	Yds/Att	TD	INT	LG	Sack/Lost	Rating	No.	Yards	Avg.	LG	TD
9/10 @ Car.	0	0	0	0.0	0.0	0	0	0	0/0	0.0	0	0	0.0	0	0
9/17 vs. TB	0	0	0	0.0	0.0	0	0	0	0/0	0.0	0	0	0.0	0	0
9/25 @ NO	0	0	0	0.0	0.0	0	0	0	0/0	0.0	0	0	0.0	0	0
10/1 vs. Ari.	0	0	0	0.0	0.0	0	0	0	0/0	0.0	4	0	0.0	3	0
10/15 vs. NYG	0	0	0	0.0	0.0	0	0	0	0/0	0.0	0	0	0.0	0	0
10/22 vs. Pit.	0	0	0	0.0	0.0	0	0	0	0/0	0.0	0	0	0.0	0	0
10/29 @ Cin.	0	0	0	0.0	0.0	0	0	0	0/0	0.0	0	0	0.0	0	0
11/5 @ Det.	0	0	0	0.0	0.0	0	0	0	0/0	0.0	0	0	0.0	0	0
11/12 vs. Cle.	1	0	0	0.0	0.0	0	0	0	0/0	39.6	0	0	0.0	0	0
11/19 @ Bal.	0	0	0	0.0	0.0	0	0	0	0/0	0.0	0	0	0.0	0	0
11/26 vs. NO	0	0	0	0.0	0.0	0	0	0	0/0	0.0	0	0	0.0	0	0
12/3 @ Was.	0	0	0	0.0	0.0	0	0	0	0/0	0.0	0	0	0.0	0	0
12/10 @ TB	0	0	0	0.0	0.0	0	0	0	0/0	0.0	1	0	0.0	0	0
12/16 vs. Dal.	5	3	33	60.0	6.60	0	1	13	0/0	40.0	0	0	0.0	0	0
12/24 vs. Car.	0	0	0	0.0	0.0	0	0	0	0/0	0.0	0	0	0.0	0	0
12/31 @ Phi.	21	15	175	71.4	8.33	1	1	47	2/8	92.4	2	21	10.5	19	0
Totals	27	18	208	66.7	7.70	1	2	47	2/8	71.2	7	21	3.0	19	0

2005

GAME-BY-GAME

FALCONS

Date/Opp.	PASSING										RUSHING				
	Att.	Comp.	Yards	Comp%	Yds/Att	TD	INT	LG	Sack/Lost	Rating	No.	Yards	Avg.	LG	TD
9/12 vs. Phi.	0	0	0	0.0	0.0	0	0	0	0/0	0.0	0	0	0.0	0	0
9/18 @ Sea.	1	0	0	0.0	0.0	0	0	0	0/0	39.6	0	0	0.0	0	0
9/25 @ Buf.	0	0	0	0.0	0.0	0	0	0	0/0	0.0	0	0	0.0	0	0
10/2 vs. Min.	14	5	39	35.7	2.79	0	0	15	0/0	44.3	4	56	14.0	23	0
10/9 vs. NE	34	18	298	52.9	8.76	3	0	53	3/14	112.1	2	3	1.5	2	0
10/16 @ NO	0	0	0	0.0	0.0	0	0	0	0/0	0.0	0	0	0.0	0	0
10/24 vs. NYJ	0	0	0	0.0	0.0	0	0	0	0/0	0.0	0	0	0.0	0	0
11/6 @ Mia.	0	0	0	0.0	0.0	0	0	0	0/0	0.0	0	0	0.0	0	0
11/13 vs. GB	0	0	0	0.0	0.0	0	0	0	0/0	0.0	0	0	0.0	0	0
11/20 vs. TB	0	0	0	0.0	0.0	0	0	0	1/1	0.0	0	0	0.0	0	0
11/24 @ Det.	0	0	0	0.0	0.0	0	0	0	0/0	0.0	2	7	3.5	8	0
12/4 @ Car.	0	0	0	0.0	0.0	0	0	0	0/0	0.0	0	0	0.0	0	0
12/12 vs. NO	2	1	48	50.0	24.00	0	0	48	0/0	95.8	1	10	10.0	10	0
12/18 @ Chi.	0	0	0	0.0	0.0	0	0	0	0/0	0.0	0	0	0.0	0	0
12/24 @ TB	0	0	0	0.0	0.0	0	0	0	0/0	0.0	0	0	0.0	0	0
1/1/06 vs. Car.	13	9	110	69.2	8.46	1	0	19	2/12	120.7	0	0	0.0	0	0
Totals	64	33	495	51.6	7.73	4	0	53	6/27	98.1	9	76	8.4	23	0

2004

GAME-BY-GAME

FALCONS

Date/Opp.	PASSING										RUSHING				
	Att.	Comp.	Yards	Comp%	Yds/Att	TD	INT	LG	Sack/Lost	Rating	No.	Yards	Avg.	LG	TD
9/12 @ SF															
9/19 vs. STL															
9/26 vs. Ari.															
10/3 @ Car.	0	0	0	0.0	0.0	0	0	0	0/0	0.0	2	-2	-1.0	-1	0
10/10 vs. Det.															
10/17 vs SD															
10/24 @ KC	4	2	9	50.0	2.25	0	0	7	0/0	56.3	0	0	0.0	0	0
10/31 @ Den.															
11/14 vs. TB															
11/21 @ NYG															
11/28 vs. NO															
12/5 @ TB	2	0	0	0.0	0.0	0	1	0	0/0	0.0	0	0	0.0	0	0
12/12 vs. Oak.	1	0	0	0.0	0.0	0	0	0	0/0	39.6	0	0	0.0	0	0
12/18 vs. Car.															
12/26 @ NO	41	17	188	41.5	4.59	0	2	59	3/14	35.4	4	21	5.3	11	0
1/2/05 @ Sea.	22	14	133	63.6	6.05	1	1	26	1/0	76.5	2	7	3.5	8	0
Totals	70	33	330	47.1	4.71	1	4	59	4/14	42.0	8	26	3.3	11	0
Playoffs															
1/15/05 vs. STL															
1/23/05 @ Phi.	0	0	0	0.0	0.0	0	0	0	0/0	0.0	0	0	0.0	0	0
Totals	0	0	0	0.0	0.0	0	0	0	0/0	0.0	0	0	0.0	0	0



8 MATT SCHaub

REGULAR SEASON

Year	Team	GP	GS	PASSING										RUSHING				
				Att.	Comp.	Yards	Comp%	Yds/Att	TD	INT	LG	Sack/Lost	Rating	No.	Yards	Avg.	LG	TD
2004	Atlanta	6	1	70	33	330	47.1	4.7	1	4	59	4/14	42.0	8	26	3.3	11	0
2005	Atlanta	16	1	64	33	495	51.6	7.7	4	0	53	6/27	98.1	9	76	8.4	23	0
2006	Atlanta	16	0	27	18	208	66.7	7.7	1	2	47	2/8	71.2	7	21	3.0	19	0
2007	Houston	11	11	289	192	2,241	66.4	7.8	9	9	77t	16/126	87.2	17	52	3.1	12	0
2008	Houston	11	11	380	251	3,043	66.1	8.0	15	10	65	23/149	92.7	31	68	2.2	10	2
2009	Houston	16	16	583	396	4,770	67.9	8.2	29	15	72t	25/149	98.6	48	57	1.2	19	0
2010	Houston	16	16	574	365	4,370	63.6	7.6	24	12	60	32/226	92.0	22	28	1.3	8	0
2011	Houston	10	10	292	178	2,479	61.0	8.5	15	6	80t	16/98	96.8	15	9	0.6	3	2
2012	Houston	16	16	544	350	4,008	64.3	7.4	22	12	60t	27/216	90.7	21	-9	-0.4	8	0
2013	Houston	10	8	358	219	2,310	61.2	6.5	10	14	46	21/162	73.0	5	24	4.8	7	0
2014	Oakland	11	0	10	5	57	50.0	5.7	0	2	16	3/24	27.9	0	0	0.0	0	0
Totals		139	90	3,191	2,040	24,311	63.9	7.6	130	86	80t	175/1,199	89.5	183	352	1.9	23	4

CAREER SINGLE-GAME HIGHS (REGULAR SEASON)

Most Attempts:

62 (12/13/10 vs. Bal.)

Most Yards Passing:

527 (11/18/12 vs. Jax.)

Longest Gain:

80t (11/13/11 at TB)

Most Completions:

43 (11/18/12 vs. Jax.)

Most Touchdowns:

5 (11/18/12 vs. Jax.)

QB Rating:

154.9 (11/13/11 at TB)

300-yard Passing Games: 27 (last: 355 yards, 9/29/13 vs. Sea.)

POSTSEASON

Year	Team	GP	GS	PASSING										RUSHING				
				Att.	Comp.	Yards	Comp%	Yds/Att	TD	INT	LG	Sack/Lost	Rating	No.	Yards	Avg.	LG	TD
2004	Atlanta	1	0	0	0	0	0.0	0.0	0	0	0	0/0	0.0	0	0	0.0	0	0
2011	Houston	--	--	INJURED RESERVE - FOOT										--	--	----	--	--
2012	Houston	2	2	89	63	605	70.8	6.8	2	2	28	1/9	87.5	5	2	0.4	2	0
Totals		3	2	89	63	605	70.8	6.8	2	2	28	1/9	87.5	5	2	0.4	2	0



BALTIMORE
RAVENS

51

DARYL SMITH

INSIDE LINEBACKER | 6-2 | 250

COLLEGE: Georgia Tech HS: Dougherty (Albany, GA)

BORN: 3/14/82, Albany, GA

EXP. (NFL/RAVENS): 12/3 GP/GS (PLAYOFFS): 158/156 (5/5)

TRANSACTIONS

Daryl Smith re-signed with Baltimore (four-year contract) on 3/14/14...Signed with the Ravens as free agent on 6/5/13... Originally drafted by the Jacksonville Jaguars in the second round (39th overall) of the 2004 NFL Draft.

CAREER

- Enters 2015 with 1,346 tackles (856 solo), 27.5 sacks (-184.5 yards), 58 PD, 13 FFs, 10 INTs (1 returned for a TD) and 6 FRs
- One of two players (LaVonte David) to post at least 200 tackles, 5 sacks, 4 INTs and 4 FFs over the past two seasons (2013-14)
- Started all 16 games in 2014 and was second on the team with 127 tackles (67 solo), adding a team-leading 9 PD, 2 FFs, 1 INT, 1 FR and 1 sack for a defense that finished second in the league (tied with Philadelphia) with 49 sacks (Buffalo - 54)
- Started his 150th-career game and had 5 tackles and 1 PD for a defense that allowed just 45 total yards in the second half in the 21-7 victory vs. Ten. (11/9/14)
- Led the Ravens with 123 tackles, and established career highs in sacks (5 for -43.5 yards), INTs (3) and PD (19) in 2013
- Posted a career-high and Ravens LB franchise-record 19 PD (tying for the NFL's fifth most) in 2013
- Intercepted QB Matt Schaub, returning it 37 yards for a TD for his first-career INT-TD vs. Hou. (9/22/13)
- In 2013, was one of three defenders (LB Lavonte David and LB Karlos Dansby) to post at least 100 tackles, 5 sacks and 3 INTs
- Smith's 1,096 tackles with the Jaguars are a franchise record
- Led the Jaguars in tackles in three seasons (2006, 2009 and 2010)
- Scored his first-career TD on a 77-yard FR return vs. Hou. (10/14/07)
- Recorded a safety vs. Chi. (12/12/04)



2014: (with Baltimore – 16/16, 2/2) Finished second on the team with 127 tackles (67 solo), adding a team-leading 9 PD, 2 FFs, 1 INT, 1 FR and 1 sack for a defense that finished second in the league (tied with Philadelphia) with 49 sacks (Buffalo - 54)...Ravens allowed the sixth-fewest points per game (18.9) in 2014

- Started both postseason contests and finished third on the team with 16 tackles (13 solo), 2 FFs, 1 PD and 1 INT for a defense that produced 7 sacks and allowed just 82 rushing yards in two playoff games
- Was second on the team with 8 tackles, 1 PD and his 10th-career INT (led to a Ravens' FG five plays later) in **game 12 vs. SD (11/30)**
- Started and tied for the team lead (C.J. Mosley) with 13 tackles, 1 FF and 1 FR (returned 39 yards to the Bengals' 8-yard line, leading to a Ravens' TD one play later) in **game 8 at Cin. (10/26)**
- Started and led the Ravens with a season-high 12 tackles and 1 PD for a defense that tallied 5 sacks in back-to-back weeks for the first time since 2006 in the 29-7 victory in **game 7 vs. Atl. (10/19)**
- Started and was second on the team with 7 tackles (3 solo) for a defense that held the Panthers to 67 yards rushing in the 38-10 victory in **game 4 vs. Car. (9/28)**

2013: (with Baltimore – 16/16) Led the Ravens with 123 tackles (57 solo), while establishing career highs in sacks (5 for -43.5 yards), INTs (3) and PD (19)...Also recorded 2 FFs...His 19 PD were a Ravens' career high and Ravens' LB franchise-record

- Crossed the 100-tackle mark for the eighth time in his career (102) after posting 7 tackles and 2 PD in the 29-26 win in **game 13 vs. Min. (12/8)**
- Recorded 3 tackles (2 solo), 1 sack (-7 yards) and 3 PD, his 14th of the season, which established a single-season franchise-record for LBs (Ray Lewis had 13 in 2003) in **game 11 vs. NYJ (11/24)**
- Led the team with 9 tackles and had 1 FF (recovered by the Ravens, leading to a FG) in **game 7 at Pit. (10/20)**
- Led the team with 6 solo tackles and had 1 PD for a defense that allowed 22 rushing yards (fourth fewest by an opponent in franchise history) in **game 5 at Mia. (10/6)**
- Netted a season-high 12 tackles and 1 INT and 1 PD in **game 4 at Buf. (9/29)**
- Led the team with 10 tackles (7 solo) and returned an INT 37 yards for his first-career INT-TD for a defense that did not allow a TD for the second-consecutive contest and held the Texans to 25% (3-of-12) on third down in the 30-9 victory in **game 3 vs. Hou. (9/22)**



51 DARYL SMITH

- Started and led the team with 11 tackles, tied a career high with 1.5 sacks (-14.5 yards) and posted 2 PD for a defense that didn't allow a TD and held the Browns to 27% (4-of-15) on third down in the 14-6 victory in **game 2 vs. Cle. (9/15)**

- Started his first game as a Raven and produced 4 tackles (3 solo) and a team-high 2 PD in **game 1 at Den. (9/5)**

2012: (with Jacksonville – 2/2) Recorded 12 tackles (8 solo) after missing the first 14 games of the season with a groin/sports hernia injury (placed on IR - designated for return on 10/25)

- Recorded 5 tackles (3 solo) in the **season finale at Ten. (12/30)**

- Saw action in his first game of the season and posted 7 tackles in **game 15 vs. NE (12/23)** after being activated from Injured Reserve (designated for return) on 12/22

- Was inactive the first six games of the season with a groin/sports hernia injury before being placed on Injured Reserve (designated for return) on 10/25

2011: (with Jacksonville – 16/16) Recorded 166 tackles, including a career-high 125 solo...Also posted 3.5 sacks (-36.5 yards), 2 FFs, 1 INT (returned for 25 yards), 1 PD and a franchise-record 15 TFL

- Contributed 11 tackles (9 solo), 1 sack (-11 yards) and 1 FF (recovered by the Jaguars) in **game 7 vs. Bal. (10/24)**

- Posted 12 tackles (10 solo), 1 sack (-9 yards) and an INT, which he returned for 25 yards, in **game 4 vs. NO (10/2)**

- Tied a season high with 14 tackles, including 7 solo, in **game 3 at Car. (9/25)**

2010: (with Jacksonville – 16/16) Led the team with 156 tackles (including a team-leading 109 solo), 3.5 sacks (-27 yards), 4 PD, 1 INT and 1 FF

- Established career highs in total (20) and solo tackles (18), adding 1 sack (-8 yards), in **game 14 at Ind. (12/19)**

- Totaled 13 tackles (10 solo) and 1.5 sacks (-11 yards) in **game 10 vs. Cle. (11/21)**

2009: (with Jacksonville – 16/16) Led the Jaguars with 150 tackles (101 solo), 1.5 sacks (-8 yards), a team-leading 3 FFs, 2 FRs, 1 INT and 4 PD

- Netted a season-high 15 tackles, including 10 solo, in the **season finale at Cle (1/3/10)**

- Posted 8 tackles (6 solo), 1 PD, 1 FF and 1 FR in **game 3 at Hou. (9/27)**

2008: (with Jacksonville – 14/14) Netted 130 tackles (89 solo), 2.5 sacks (-16 yards), 4 PD and 1 FF...Missed the final two games of the season due to a groin injury after being placed on Injured Reserve on 12/16

- Recorded 13 tackles (11 solo), 1.5 sacks (-11 yards) and 1 PD in **game 9 at Det. (11/9)**

- Posted a season-high 16 tackles (8 solo), 1 PD and 1 FF in **game 4 vs. Hou. (9/28)**

2007: (with Jacksonville – 15/15, 2/2) Totaled 117 tackles (79 solo), a then-career-high 8 PD, 2 FRs and 1.5 sacks (-10.5 yards)

- Recorded 10 tackles (8 solo), a sack (-6 yards), 2 PD and 1 FR in **game 13 vs. Car. (12/9)**

- Tied a season high with 12 tackles, including 10 solo, in **game 11 vs. Buf. (11/25)**

- Recorded a team-high 26 tackles, including 18 solo, in two playoff contests

2006: (with Jacksonville – 16/16) Contributed a team-leading and career-high 170 tackles (107 solo), 3 sacks (-12 yards), 5 PD, 1 INT (returned 4 yards) and 1 FF

- Tied a season high with 17 tackles (11 solo), 1 sack (-3 yards) and 1 PD in **game 13 vs. Ind. (12/10)**

- Posted a season-high 17 tackles (14 solo), 1 sack (-9 yards) and 1 FF in **game 9 vs. Hou. (11/12)**

2005: (with Jacksonville – 16/16, 1/1) Had 117 tackles (68 solo), a career-high 4 sacks (-12 yards), 1 INT, 1 PD and 1 FF

2014

GAME-BY-GAME DEFENSE

RAVENS

Date/Opp.	TT	Solo	Asst.	Sacks	INT	PD	FF	FR
9/7 vs. Cin.	9	4	5	0-0	0-0	0	0	0
9/11 vs. Pit.	8	5	3	0-0	0-0	2	1	0
9/21 @ Cle.	5	4	1	0-0	0-0	0	0	0
9/28 vs. Car.	7	3	4	0-0	0-0	0	0	0
10/5 @ Ind.	8	4	4	0-0	0-0	0	0	0
10/12 @ TB	7	6	1	1-7	0-0	0	0	0
10/19 vs. Atl.	12	8	4	0-0	0-0	1	0	0
10/26 @ Cin.	13	3	10	0-0	0-0	0	1	1
11/2 @ Pit.	9	7	2	0-0	0-0	0	0	0
11/9 vs. Ten.	5	1	4	0-0	0-0	1	0	0
11/24 @ NO	5	5	0	0-0	0-0	0	0	0
11/30 vs. SD	8	3	5	0-0	1-0	1	0	0
12/7 @ Mia.	4	3	1	0-0	0-0	1	0	0
12/14 vs. Jax.	7	3	4	0-0	0-0	2	0	0
12/21 @ Hou.	11	5	6	0-0	0-0	1	0	0
12/28 vs. Cle.	9	3	6	0-0	0-0	0	0	0
Totals	127	67	60	1-7	1-0	9	2	1
Playoffs								
1/3/15 @ Pit.	10	9	1	0-0	0-0	0	2	0
1/10/15 @ NE	6	4	2	0-0	1-0	1	0	0
Totals	16	13	3	0-0	1-0	1	2	0



51 DARYL SMITH

2013

GAME-BY-GAME DEFENSE

RAVENS

Date/Opp.	TT	Solo	Asst.	Sacks	INT	PD	FF	FR
9/5 @ Den.	4	3	1	0-0	0-0	2	0	0
9/15 vs. Cle.	11	3	8	1.5-14.5	0-0	2	0	0
9/22 vs. Hou.	10	7	3	0-0	1-37t	1	0	0
9/29 @ Buf.	12	4	8	0-0	1-1	1	0	0
10/6 @ Mia.	6	6	0	0-0	0-0	1	0	0
10/13 vs. GB	10	1	9	0-0	0-0	1	0	0
10/20 @ Pit.	9	4	5	0-0	0-0	0	1	0
11/3 @ Cle.	9	7	2	1-13	0-0	1	0	0
11/10 vs. Cin.	9	3	6	0-0	0-0	2	0	0
11/17 @ Chi.	6	4	2	0-0	0-0	0	1	0
11/24 vs. NYJ	3	2	1	1-7	0-0	3	0	0
11/28 vs. Pit.	6	3	3	0-0	0-0	1	0	0
12/8 vs. Min.	7	1	6	0-0	0-0	2	0	0
12/16 @ Det.	5	2	3	1-5	1-3	1	0	0
12/22 vs. NE	11	4	7	0.5-4	0-0	1	0	0
12/29 @ Cin.	5	3	2	0-0	0-0	0	0	0
Totals	123	57	66	5-43.5	3-41	19	2	0

2012

GAME-BY-GAME DEFENSE

JAGUARS

Date/Opp.	TT	Solo	Asst.	Sacks	INT	PD	FF	FR
9/9 @ Min.								
9/16 vs. Hou.								
9/23 @ Ind.								
9/30 vs. Cin.								
10/7 vs. Chi.								
10/21 @ Oak.								
10/28 @ GB								
11/4 vs. Det.								
11/8 vs. Ind.								
11/18 @ Hou.								
11/25 vs. Ten.								
12/2 @ Buf.								
12/9 vs. NYJ								
12/16 @ Mia.								
12/23 vs. NE	7	5	2	0-0	0-0	0	0	0
12/30 @ Ten.	5	3	2	0-0	0-0	0	0	0
Totals	12	8	4	0-0	0-0	0	0	0

2011

GAME-BY-GAME DEFENSE

JAGUARS

Date/Opp.	TT	Solo	Asst.	Sacks	INT	PD	FF	FR
9/11 vs. Ten.	5	4	1	0-0	0-0	1	0	0
9/18 @ NYJ	12	6	6	0-0	0-0	0	0	0
9/25 @ Car.	14	7	7	0-0	0-0	0	0	0
10/2 vs. NO	12	10	2	1-9	1-25	0	0	0
10/9 vs. Cin.	14	12	2	0-0	0-0	0	0	0
10/16 @ Pit.	9	7	2	0-0	0-0	0	0	0
10/24 vs. Bal.	11	9	2	1-11	0-0	0	1	0
10/30 @ Hou.	9	8	1	0-0	0-0	0	0	0
11/13 @ Ind.	12	10	2	0.5-5.5	0-0	0	0	0
11/20 @ Cle.	9	9	0	0-0	0-0	0	0	0
11/27 vs. Hou.	8	6	2	0-0	0-0	0	0	0
12/5 vs. SD	9	8	1	0-0	0-0	0	0	0
12/11 vs. TB	11	8	3	1-11	0-0	0	1	0
12/15 @ Atl.	11	7	4	0-0	0-0	0	0	0
12/24 @ Ten.	9	6	3	0-0	0-0	0	0	0
1/1/12 vs. Ind.	11	8	3	0-0	0-0	0	0	0
Totals	166	125	41	3.5-36.5	1-25	1	2	0

2010

GAME-BY-GAME DEFENSE

JAGUARS

Date/Opp.	TT	Solo	Asst.	Sacks	INT	PD	FF	FR
9/12 vs. Den.	11	8	3	0-0	1-8	1	1	0
9/19 @ SD	13	11	2	1-8	0-0	0	0	0
9/26 vs. Phi.	8	3	5	0-0	0-0	0	0	0
10/3 vs. Ind.	8	5	3	0-0	0-0	0	0	0
10/10 @ Buf.	8	3	5	0-0	0-0	0	0	0
10/18 vs. Ten.	7	3	4	0-0	0-0	0	0	0
10/24 @ KC	10	7	3	0-0	0-0	0	0	0
10/31 @ Dal.	10	5	5	0-0	0-0	0	0	0
11/14 vs. Hou.	9	7	2	0-0	0-0	0	0	0
11/21 vs. Cle.	13	10	3	1.5-11	0-0	0	0	0
11/28 @ NYG	4	2	2	0-0	0-0	0	0	0
12/5 @ Ten.	7	6	1	0-0	0-0	1	0	0
12/12 vs. Oak.	2	1	1	0-0	0-0	0	0	0
12/19 @ Ind.	20	18	2	1-8	0-0	0	0	0
12/26 vs. Was.	13	9	4	0-0	0-0	1	0	0
1/2/11 @ Hou.	13	11	2	0-0	0-0	1	0	0
Totals	156	109	47	3.5-27	1-8	4	1	0

2009

GAME-BY-GAME DEFENSE

JAGUARS

Date/Opp.	TT	Solo	Asst.	Sacks	INT	PD	FF	FR
9/13 @ Ind.	13	8	5	0-0	0-0	0	0	0
9/20 vs. Ari.	11	7	4	0-0	0-0	0	1	0
9/27 @ Hou.	8	6	2	0-0	0-0	1	1	1
10/4 vs. Ten.	12	8	4	0-0	0-0	0	0	0
10/11 @ Sea.	7	4	3	0-0	0-0	0	1	0
10/18 vs. STL	5	3	2	0-0	0-0	1	0	0
11/1 @ Ten.	12	9	3	0-0	0-0	0	0	0
11/8 vs. KC	9	8	1	1.5-8	0-0	0	0	0
11/15 @ NYJ	7	5	2	0-0	0-0	0	0	0
11/22 vs. Buf.	5	4	1	0-0	0-0	1	0	0
11/29 @ SF	11	6	5	0-0	0-0	0	0	0
12/6 vs. Hou.	11	7	4	0-0	0-0	0	0	0
12/13 vs. Mia.	11	7	4	0-0	0-0	1	0	0
12/17 vs. Ind.	1	1	0	0-0	1-10	0	0	0
12/27 @ NE	12	8	4	0-0	0-0	0	0	1
1/3/10 @ Cle.	15	10	5	0-0	0-0	0	0	0
Totals	150	101	49	1.5-8	1-10	4	3	2

2008

GAME-BY-GAME DEFENSE

JAGUARS

Date/Opp.	TT	Solo	Asst.	Sacks	INT	PD	FF	FR
9/7 @ Ten.	6	4	2	0-0	0-0	0	0	0
9/14 vs. Buf.	7	3	4	0-0	0-0	0	0	0
9/21 @ Ind.	5	5	0	1-5	0-0	0	0	0
9/28 vs. Hou.	16	8	8	0-0	0-0	1	1	0
10/5 vs. Pit.	11	6	5	0-0	0-0	0	0	0
10/12 @ Den.	9	6	3	0-0	0-0	1	0	0
10/26 vs. Cle.	7	5	2	0-0	0-0	0	0	0
11/2 @ Cin.	7	5	2	0-0	0-0	0	0	0
11/9 @ Det.	13	11	2	1.5-11	0-0	1	0	0
11/16 vs. Ten.	10	6	4	0-0	0-0	1	0	0
11/23 vs. Min.	9	8	1	0-0	0-0	0	0	0
12/1 @ Hou.	6	6	0	0-0	0-0	0	0	0
12/7 @ Chi.	12	9	3	0-0	0-0	0	0	0
12/14 vs. GB	12	7	5	0-0	0-0	0	0	0
12/18 vs. Ind.								
12/28 @ Bal.								
Totals	130	89	41	2.5-16	0-0	4	1	0

51 DARYL SMITH

2007

GAME-BY-GAME DEFENSE

JAGUARS

Date/Opp.	TT	Solo	Asst.	Sacks	INT	PD	FF	FR
9/9 vs. Ten.	12	7	5	0-0	0-0	0	0	0
9/16 vs. Atl.	8	4	4	0-0	0-0	0	0	0
9/23 @ Den.	5	5	0	0-0	0-0	0	0	0
10/7 @ KC	9	5	4	0-0	0-0	4	0	0
10/14 vs. Hou.	9	4	5	0-0	0-0	0	0	1
10/22 vs. Ind.	10	7	3	0-0	0-0	0	0	0
10/28 @ TB	5	4	1	0-0	0-0	1	0	0
11/4 @ NO	5	4	1	0-0	0-0	0	0	0
11/11 @ Ten.	6	2	4	0-0	0-0	0	0	0
11/18 vs. SD	5	2	3	0-0	0-0	0	0	0
11/25 vs. Buf.	12	10	2	0-0	0-0	0	0	0
12/2 @ Ind.	10	8	2	0.5-4.5	0-0	0	0	0
12/9 vs. Car.	10	8	2	1-6	0-0	2	0	1
12/16 @ Pit.	4	3	1	0-0	0-0	1	0	0
12/23 vs. Oak.	7	6	1	0-0	0-0	0	0	0
12/30 @ Hou.				INACTIVE				
Totals	117	79	38	1.5-10.5	0-0	8	0	2
Playoffs								
1/5/08 @ Pit.	11	7	4	0	0-0	0	0	0
1/12/08 @ NE	15	11	4	0	0-0	0	0	0
Totals	26	18	8	0	0-0	0	0	0

2005

GAME-BY-GAME DEFENSE

JAGUARS

Date/Opp.	TT	Solo	Asst.	Sacks	INT	PD	FF	FR
9/11 vs. Sea.	5	4	1	0-0	1-0	1	0	0
9/18 @ Ind.	4	2	2	0-0	0-0	0	0	0
9/25 @ NYJ	6	3	3	0-0	0-0	0	0	0
10/2 vs. Den.	7	6	1	0-0	0-0	0	0	0
10/9 vs. Cin.	9	5	4	1-0	0-0	0	1	0
10/16 @ Pit.	9	3	6	0-0	0-0	0	0	0
10/30 @ STL	8	6	2	0-0	0-0	0	0	0
11/6 vs. Hou.	10	5	5	1-6	0-0	0	0	0
11/13 vs. Bal.	12	4	8	0-0	0-0	0	0	0
11/20 @ Ten.	7	5	2	1-6	0-0	0	0	0
11/27 @ Ari.	5	3	2	0-0	0-0	0	0	0
12/4 @ Cle.	3	3	0	1-0	0-0	0	0	0
12/11 vs. Ind.	7	3	4	0-0	0-0	0	0	0
12/18 vs. SF	4	3	1	0-0	0-0	0	0	0
12/24 @ Hou.	18	10	8	0-0	0-0	0	0	0
1/1/06 vs. Ten.	3	3	0	0-0	0-0	0	0	0
Totals	117	68	49	4-12	1-0	1	1	0
Playoffs								
1/7/06 @ NE	8	8	0	1-1	0-0	0	0	0
Totals	8	8	0	1-1	0-0	0	0	0

2006

GAME-BY-GAME DEFENSE

JAGUARS

Date/Opp.	TT	Solo	Asst.	Sacks	INT	PD	FF	FR
9/10 vs. Dal.	6	5	1	0-0	0-0	0	0	0
9/18 vs. Pit.	9	5	4	0-0	0-0	0	0	0
9/24 @ Ind.	9	7	2	0-0	0-0	0	0	0
10/1 @ Was.	8	6	2	0-0	0-0	0	0	0
10/8 vs. NYJ	7	4	3	0-0	0-0	1	0	0
10/22 @ Hou.	16	10	6	0-0	0-0	1	0	0
10/29 @ Phi.	12	7	5	0-0	0-0	1	0	0
11/5 vs. Ten.	12	6	6	0-0	0-0	0	0	0
11/12 vs. Hou.	17	14	3	1-9	0-0	0	1	0
11/20 vs. NYG	10	6	4	0-0	0-0	1	0	0
11/26 @ Buf.	9	5	4	0-0	0-0	0	0	0
12/3 @ Mia.	11	3	8	0-0	0-0	0	0	0
12/10 vs. Ind.	17	11	6	1-3	0-0	1	0	0
12/17 @ Ten.	5	4	1	0-0	0-0	0	0	0
12/24 vs. NE	10	5	5	0-0	0-0	0	0	0
12/31 @ KC	12	9	3	1-0	1-4	0	0	0
Totals	170	107	63	3-12	1-4	5	1	0

2004

GAME-BY-GAME DEFENSE

JAGUARS

Date/Opp.	TT	Solo	Asst.	Sacks	INT	PD	FF	FR
9/12 @ Buf.	8	5	3	0-0	0-0	0	0	0
9/19 vs. Den.	9	5	4	0-0	0-0	0	0	0
9/26 @ Ten.	7	1	6	0-0	0-0	0	0	0
10/3 vs. Ind.	1	0	1	0-0	1-0	0	0	0
10/10 @ SD	6	3	3	0-0	0-0	0	0	0
10/17 vs. KC	8	5	3	0-0	0-0	0	0	0
10/24 @ Ind.	2	2	0	0-0	0-0	0	0	0
10/31 @ Hou.	2	1	1	0-0	0-0	0	0	0
11/14 vs. Det.				INACTIVE - KNEE				
11/21 vs. Ten.	3	3	0	0-0	0-0	0	0	0
11/28 @ Min.	2	0	2	0-0	0-0	0	0	0
12/5 vs. Pit.	2	2	0	0-0	0-0	0	0	0
12/12 vs. Chi.	9	7	2	1-4	0-0	0	0	0
12/19 @ GB	5	4	1	1-8	0-0	0	0	1
12/26 vs. Hou.	3	2	1	0-0	0-0	0	0	0
1/2/05 @ Oak.	11	6	5	0-0	0-0	3	0	0
Totals	78	46	32	2-12	1-0	3	0	1

- Led the team with 18 tackles, including 10 solo, in **game 15 at Hou. (12/24)**
- Posted 10 tackles (5 solo) and 1 sack (-6 yards) in **game 8 vs. Hou. (11/6)**
- Recorded 8 solo tackles and 1 sack (-1 yard) in his first-career postseason game in the **Wild Card Game at NE (1/7/06)**

2004: (with Jacksonville – 15/13) Totaled 78 tackles (46 solo), 2 sacks (-12 yards), 3 PD, 1 INT and 1 FR as a rookie...Also contributed 3 special teams stops

- Led the team with 11 tackles (6 solo) and recorded 3 PD (his first-career PD) in **game 16 at Oak. (1/2/05)**
- Contributed 5 tackles (4 solo), 1 sack (-8 yards) and his first-career FR in **game 14 at GB (12/19)**
- Netted 9 tackles (7 solo) and his first-career sack (-4 yards) in **game 13 vs. Chi. (12/12)**

COLLEGE: Saw action in 46 games (44 starts) and led Georgia Tech in tackles twice in his four seasons...Finished his career ranked 11th on the school's all-time tackles list with 383 tackles (207 solo), 15 sacks (-72 yards), 48 TFL (-123 yards), 12 PD, 3 FFs, 4 FRs and 3 INTs...Led a defense that ranked 20th overall, including 12th against the run nationally, as a senior in 2003...Earned All-ACC honorable mention honors after recording a career-high 129 tackles, including 3 sacks (-14 yards) and 15 TFL (-34 yards), 2 PD and 1 FR...Named to the ACC All-Academic football team as a junior in 2002...Led the Jackets with 99 tackles, 15 TFL (-32 yards), 5 sacks (-22 yards), 5 PD and 1 INT...Recorded 59 tackles, including 7 TFL (-24 yards), 3 sacks (-15 yards) and 2 PD despite missing three-and-a-half games with a dislocated left elbow as a sophomore in 2001...Named first-team Freshman All-America by *Football News* and *The Sporting News* in 2000...Was Georgia Tech's top tackler, posting 96 tackles, 4 sacks (-21 yards), 3 FRs, 3 PD and 2 INTs...Majored in management.

51 DARYL SMITH

HIGH SCHOOL, PERSONAL: Prepped at Dougherty (Albany, GA) HS, where he was rated the No. 6 LB in the nation by Tom Lemming...Named to the *Atlanta Journal-Constitution's* Top 75 in Georgia, tabbed to the Consensus Super Southern 75 by *Florida Bluechips Report* and was selected to play in the Georgia-Florida All-Star game...Recorded 103 tackles, 5 sacks, 4 FFs and 2 INTs as a senior...Added 117 tackles and 7 sacks as a junior...Also lettered in baseball...Daryl and his wife, Ramee, have three children, Daryn (6), Caleb (4) and Avery (2).

COMMUNITY: Established a program in Jacksonville, where in the offseason, the LBs would make bi-weekly visits to Wolfson Children's Hospital to visit with patients, sign autographs and distribute gifts...Participated in the Jacksonville Association of Firefighters charity softball game in 2008 at Jacksonville University...Visited children in the after-school program at the Police Athletic League in 2008...Participated in Children's Miracle Network fundraiser as a celebrity waiter in Jacksonville from 2010-12...During his time in Jacksonville, he actively supported and attended

team sponsored events like Operation Blessing, Food Drive, Jaguars Taste of the NFL dinner, HabiJax, Draft Day Fan Fest, Jaguars annual golf tournament and Jaguars Foundations Playbook initiative...Supported "Dance for a Cause" event for former Jaguars head coach Jack Del Rio's Foundation in 2009...Participated in The Salvation Army's Women's Auxillary's event as a celebrity chef in 2011 and '12...In Nov. 2013, Smith attended the 10th annual Ravens and Police Athletic League coat distribution to Baltimore homeless men at the Helping Up Mission...Joined teammates in delivering coats and warm weather clothes to residents at the shelter...In his second season with the Ravens, Smith expanded his outreach efforts to participate in a PLAY 60 kickoff assembly, the NFL movement for an active generation, at Collington Square Elementary School (Baltimore City)...Joined teammates to visit patients undergoing treatment for breast cancer at Mercy Medical Center, as part of the Ravens' Breast Cancer Awareness initiative...Served as a celebrity guest at the organization's Purple VIP signing party, an event hosted by Purple, the Ravens' women's fan group.

REGULAR SEASON

Year	Team	GP	GS	TACKLES			SACKS		INTERCEPTIONS					FUMBLES		
				TT	Solo	Asst.	No.	Yards	No.	Yards	LG	TD	PD	FF	FR	Yards
2004	Jacksonville	15	13	78	46	32	2.0	12.0	1	0	0	0	3	0	1	0
2005	Jacksonville	16	16	117	68	49	4.0	12.0	1	0	0	0	1	1	0	0
2006	Jacksonville	16	16	*170	107	63	3.0	12.0	1	4	4	0	5	1	0	0
2007	Jacksonville	15	15	117	79	38	1.5	10.5	0	0	0	0	8	0	2	82
2008	Jacksonville	14	14	130	89	41	2.5	16.0	0	0	0	0	4	1	0	0
2009	Jacksonville	16	16	*150	101	49	1.5	8.0	1	10	10	0	4	*3	2	0
2010	Jacksonville	16	16	*156	*109	47	3.5	27.0	1	8	8	0	4	*1	0	0
2011	Jacksonville	16	16	166	125	41	3.5	36.5	1	25	25	0	1	2	0	0
2012	Jacksonville	2	2	12	8	4	0.0	0.0	0	0	0	0	0	0	0	0
2013	Baltimore	16	16	*123	57	*66	5.0	43.5	3	41	37t	*1	19	*2	0	0
2014	Baltimore	16	16	127	67	60	1.0	7.0	1	0	0	0	*9	*2	1	0
Totals		158	156	1,346	856	490	27.5	184.5	10	88	37t	1	58	13	6	82

*LED TEAM

SPECIAL TEAMS TACKLES (4): 2004 (3); 2006 (1)

CAREER SINGLE-GAME HIGHS (REGULAR SEASON)

Total Tackles: 20 (12/19/10 at Ind.)
Sacks: 1.5 4 times (last: 9/15/13 vs. Cle.)
Forced Fumbles: 1 13 times (last: 10/26/14 at Cin.)
Passes Defensed: 4 (10/7/07 at KC)

Solo Tackles: 18 (12/19/10 at Ind.)
INTs: 1 10 times (last: 11/30/14 vs. SD)
Fumble Recoveries: 1 6 times (last: 10/26/14 at Cin.)

Additional Statistics: Returned an INT 37 yards for a TD vs. Hou. (9/22/13); Registered a safety vs. Chi. (12/12/04); Returned a FR 77 yards for his first-career TD vs. Hou. (10/14/07)

POSTSEASON

Year	Team	GP	GS	TACKLES			SACKS		INTERCEPTIONS					FUMBLES		
				TT	Solo	Asst.	No.	Yards	No.	Yards	LG	TD	PD	FF	FR	Yards
2005	Jacksonville	1	1	8	8	0	1.0	1.0	0	0	0	0	0	0	0	0
2007	Jacksonville	2	2	26	18	8	0.0	0.0	0	0	0	0	0	0	0	0
2014	Baltimore	2	2	16	13	3	0.0	0.0	1	0	0	0	1	2	0	0
Totals		5	5	50	39	11	1.0	1.0	1	0	0	0	1	2	0	0

BALTIMORE
RAVENS**22****JIMMY SMITH****CORNERBACK | 6-2 | 206****COLLEGE:** Colorado **HS:** Colton (CA)**BORN:** 7/26/88, Fontana, CA**EXP. (NFL/RAVENS):** 5/5 **GP/GS (PLAYOFFS):** 47/29 (6/1)

TRANSACTIONS

Jimmy Smith re-signed with Baltimore (three-year contract) on 4/21/15...Was originally selected by the Ravens in the first round (27th overall) of the 2011 NFL Draft.

CAREER

- Enters 2015 with 135 tackles (116 solo), 5 INTs (79 return yards), 35 PD and 2 FFs in his four seasons with the Ravens
- Started all 16 games for the first time in his career and established career highs in tackles (58), solo tackles (49), PD (16) and FFs (2), while posting a career-high-tying 2 INTs in 2013
- Posted a career-high 3 PD vs. Cle (9/15/13)
- Had 3 tackles and 2 PD in the 2012 playoffs, including a clutch PD in Super Bowl XLVII's final goal-line stand
- Established a career high with 7 tackles vs. Cle. (12/24/11)
- Secured his first-career INT, which led to a Ravens' TD on the next play, vs. Cin. (11/20/11)
- Recorded his first-career tackle from scrimmage (ended the game with 3 solo) vs. Cin. (11/20/11)



2014: (8/8, 0/0) Was having his best season, posting 28 tackles (22 solo), 8 PD and 1 INT (returned for 31 yards) in the first half of the season (was hurt early in the eighth game), before being placed on Injured Reserve (foot) on 11/8

- Started and played during the Bengals' first series before leaving the game with a foot injury in **game 8 at Cin. (10/26)**
- Started and registered 5 solo tackles, 1 PD and 1 INT (returned for 31 yards), which led to a Ravens' TD four plays later, for a defense that held the Buccaneers to 17% (2-of-12) on third down in the 48-17 victory in **game 6 at TB (10/12)**
- Started and collected 3 solo tackles and tied for the team lead (C.J. Mosley) with 2 PD in the 38-10 victory in **game 4 vs. Car. (9/28)**
- Started and tied for the team lead (Haloti Ngata and C.J. Mosley) with 6 tackles (all solo) in the 23-21 victory in **game 3 at Cle. (9/21)**
- Started and contributed 3 tackles and 1 PD for a defense that did not allow a TD and forced 3 turnovers (2 FRs and 1 INT) in the 26-6 victory in **game 2 vs. Pit. (9/11)**

2013: (16/16) Started all 16 games for the first time in his career and established career highs in tackles (58), solo tackles (49), PD (16) and FFs (2), while posting a career-high-tying 2 INTs

- Posted 2 tackles, 2 PD and had an INT (in the end zone to prevent a TD) in **game 16 at Cin. (12/29)**
- Tied a career high with 7 tackles and posted 2 PD in the 18-16 victory in **game 14 at Det. (12/16)**
- Contributed 5 tackles (4 solo) and 2 PD in the 20-17 overtime win in **game 9 vs. Cin. (11/10)**

- Started and produced 3 tackles, 1 PD and an INT (a leaping grab in the end zone to thwart a Packers' scoring opportunity) in **game 6 vs. GB (10/13)**

- Posted 1 solo tackle for a defense that held the Dolphins to 19% on third down (3-of-16) in the 26-23 victory in **game 5 at Mia. (10/6)**

- Netted 6 solo tackles and 1 PD for a defense that did not allow a TD for the second-consecutive contest and held the Texans to 25% (3-of-12) on third down in the 30-9 victory in **game 3 vs. Hou. (9/22)**

- Recorded 3 solo tackles and led the team with a career-high 3 PD for a defense that didn't allow a TD and held the Browns to 27% (4-of-15) on third down in the 14-6 victory in **game 2 vs. Cle. (9/15)**

- Started and recorded 6 solo tackles, 1 PD and 1 FF in **game 1 at Den. (9/5)**

2012: (11/2, 4/0) Recorded 31 tackles (27 solo) and 3 PD from scrimmage and 3 special teams stops...Missed five games due to a sports hernia injury

- Recorded 2 solo tackles for a defense that held the Bengals to 189 total yards in **game 16 at Cin. (12/30)**...Also posted a career-high 2 solo special teams tackles against the Bengals

- Started and tied a career high with 7 tackles in the 25-15 victory in **game 8 at Cle. (11/4)**

- Started and posted 4 solo tackles in **game 7 at Hou. (10/21)**

- Tied a career high with 7 tackles (all solo) and posted a PD in the 31-29 victory in **game 6 vs. Dal. (10/14)**

- Totaled 3 solo tackles and 2 PD for a defense that forced 10 turnovers in four playoff games

22 JIMMY SMITH

2014

GAME-BY-GAME DEFENSE

RAVENS

Date/Opp.	TT	Solo	Asst.	Sacks	INT	PD	FF	FR
9/7 vs. Cin.	5	2	3	0-0	0-0	1	0	0
9/11 vs. Pit.	3	1	2	0-0	0-0	1	0	0
9/21 @ Cle.	6	6	0	0-0	0-0	0	0	0
9/28 vs. Car.	3	3	0	0-0	0-0	2	0	0
10/5 @ Ind.	4	3	1	0-0	0-0	1	0	0
10/12 @ TB	5	5	0	0-0	1-31	1	0	0
10/19 vs. Atl.	2	2	0	0-0	0-0	2	0	0
10/26 @ Cin.	0	0	0	0-0	0-0	0	0	0
11/2 @ Pit.	INACTIVE - FOOT							
11/9 vs. Ten.	INJURED RESERVE - FOOT							
11/24 @ NO	INJURED RESERVE - FOOT							
11/30 vs. SD	INJURED RESERVE - FOOT							
12/7 @ Mia.	INJURED RESERVE - FOOT							
12/14 vs. Jax.	INJURED RESERVE - FOOT							
12/21 @ Hou.	INJURED RESERVE - FOOT							
12/28 vs. Cle.	INJURED RESERVE - FOOT							
Totals	28	22	6	0-0	1-31	8	0	0

Playoffs

1/3/15 @ Pit.	INJURED RESERVE - FOOT							
1/10/15 @ NE	INJURED RESERVE - FOOT							
Totals	0	0	0	0-0	0-0	0	0	0

2012

GAME-BY-GAME DEFENSE

RAVENS

Date/Opp.	TT	Solo	Asst.	Sacks	INT	PD	FF	FR
9/10 vs. Cin.	0	0	0	0-0	0-0	0	0	0
9/16 @ Phi.	3	3	0	0-0	0-0	0	0	0
9/23 vs. NE	5	4	1	0-0	0-0	1	0	0
9/27 vs. Cle.	1	1	0	0-0	0-0	1	0	0
10/7 @ KC	0	0	0	0-0	0-0	0	0	0
10/14 vs. Dal.	7	7	0	0-0	0-0	1	0	0
10/21 @ Hou.	4	4	0	0-0	0-0	0	0	0
11/4 @ Cle.	7	4	3	0-0	0-0	0	0	0
11/11 vs. Oak.	DID NOT PLAY - COACH'S DECISION - ABDOMINAL							
11/18 @ Pit.	INACTIVE - ABDOMINAL							
11/25 @ SD	INACTIVE - ABDOMINAL							
12/2 vs. Pit.	INACTIVE - ABDOMINAL							
12/9 @ Was.	INACTIVE - ABDOMINAL							
12/16 vs. Den.	2	2	0	0-0	0-0	0	0	0
12/23 vs. NYG	0	0	0	0-0	0-0	0	0	0
12/30 @ Cin.	2	2	0	0-0	0-0	0	0	0
Totals	31	27	4	0-0	0-0	3	0	0

Playoffs

1/6/13 vs. Ind	0	0	0	0-0	0-0	0	0	0
1/12/13 @ Den.	0	0	0	0-0	0-0	0	0	0
1/20/13 @ NE	2	2	0	0-0	0-0	0	0	0
2/3/13 @ SF	1	1	0	0-0	0-0	2	0	0
Totals	3	3	0	0-0	0-0	2	0	0

2013

GAME-BY-GAME DEFENSE

RAVENS

Date/Opp.	TT	Solo	Asst.	Sacks	INT	PD	FF	FR
9/5 @ Den.	6	6	0	0-0	0-0	1	1	0
9/15 vs. Cle.	3	3	0	0-0	0-0	3	0	0
9/22 vs. Hou.	6	6	0	0-0	0-0	1	0	0
9/29 @ Buf.	4	3	1	0-0	0-0	0	0	0
10/6 @ Mia.	1	1	0	0-0	0-0	0	0	0
10/13 vs. GB	3	2	1	0-0	1-0	1	0	0
10/20 @ Pit.	3	2	1	0-0	0-0	0	0	0
11/3 @ Cle.	4	4	0	0-0	0-0	0	0	0
11/10 vs. Cin.	5	4	1	0-0	0-0	2	0	0
11/17 @ Chi.	4	3	1	0-0	0-0	2	0	0
11/24 vs. NYJ	3	2	1	0-0	0-0	0	0	0
11/28 vs. Pit.	2	2	0	0-0	0-0	1	0	0
12/8 vs. Min.	1	1	0	0-0	0-0	1	1	0
12/16 @ Det.	7	6	1	0-0	0-0	2	0	0
12/22 vs. NE	4	3	1	0-0	0-0	0	0	0
12/29 @ Cin.	2	1	1	0-0	1-0	2	0	0
Totals	58	49	9	0-0	2-0	16	2	0

2011

GAME-BY-GAME DEFENSE

RAVENS

Date/Opp.	TT	Solo	Asst.	Sacks	INT	PD	FF	FR
9/11 vs. Pit.	0	0	0	0-0	0-0	0	0	0
9/18 @ Ten.	INACTIVE - ANKLE							
9/25 @ STL	INACTIVE - ANKLE							
10/2 vs. NYJ	INACTIVE - ANKLE							
10/16 vs. Hou.	INACTIVE - ANKLE							
10/24 @ Jax.	0	0	0	0-0	0-0	0	0	0
10/30 vs. Ari.	0	0	0	0-0	0-0	1	0	0
11/6 @ Pit.	0	0	0	0-0	0-0	0	0	0
11/13 @ Sea.	0	0	0	0-0	0-0	0	0	0
11/20 vs. Cin.	3	3	0	0-0	1-16	1	0	0
11/24 vs. SF	1	1	0	0-0	0-0	1	0	0
12/4 @ Cle.	1	1	0	0-0	1-32	1	0	0
12/11 vs. Ind.	0	0	0	0-0	0-0	2	0	0
12/18 @ SD	5	5	0	0-0	0-0	1	0	0
12/24 vs. Cle.	7	7	0	0-0	0-0	1	0	0
1/1/12 @ Cin.	1	1	0	0-0	0-0	0	0	0
Totals	18	18	0	0-0	2-48	8	0	0

Playoffs

1/15/12 vs. Hou.	2	1	1	0-0	0-0	0	0	0
1/22/12 @ NE	1	0	1	0-0	1-39	1	0	0
Totals	3	1	2	0-0	1-39	1	0	0

- Recorded a solo tackle and tied for the team lead with 2 PD, including one late in the fourth quarter during the Ravens' final goal-line stand, in the 34-31 victory in **Super Bowl XLVII vs. SF (2/3/13)**...The defense held the 49ers to 22% (2-of-9) on third down

2011: (12/3, 2/1) Produced 18 tackles (all solo), 8 PD and 2 INTs (48 return yards) for the NFL's third-ranked defense (288.9 ypg) despite missing four games due to an ankle injury

- Started his first-career NFL game (Ravens began the game in a nickel package) and netted 1 solo tackle, 1 PD and an INT (32 return yards), which led to a Ravens' FG 6 plays later, in the 24-10 victory in **game 12 at Cle. (12/4)**
- Netted 3 solo tackles, 1 PD and pulled in his first-career INT, which led to a Ravens' TD on the very next play, for a defense that forced 3 turnovers in **game 10 vs. Cin. (11/20)**

- Saw action in his first-career game before leaving the contest on the opening kickoff with an ankle injury in the 35-7 victory in the **season opener vs. Pit. (9/11)**
- Totaled 3 tackles, 1 PD and 1 INT (39 return yards) for a team that forced 7 turnovers in two playoff games...Also recorded a special teams FR
- Started his first-career postseason game and had 1 tackle, 1 PD and his first-career postseason INT (returned for 39 yards) for a defense that picked off QB Tom Brady twice, not allowing him to throw a TD and holding him to a 57.5 QB rating in the **AFC Championship at NE (1/22/12)**
- Played in his first-career postseason game and posted 2 tackles from scrimmage and a FR on special teams that led to the Ravens' first TD in the 20-13 victory in the **Divisional Playoff vs. Hou. (1/15/12)**

22 JIMMY SMITH

COLLEGE: Finished his Colorado career with 183 career tackles, 18 PD and 3 INTs...Allowed just 11 completions in man coverage over his junior and senior seasons (just one of those for a first down)...Saw action in 47 games at Colorado, including starts in his final 27 contests...Earned first-team All-Big 12 honors by coaches, *Phil Steele's College Football* and *collegefootballnews.com*, as well as Honorable Mention All-Big 12 by the *Associated Press* as a senior in 2010 after he finished third on the team with 70 tackles (57 solo), adding 2.5 TFL, 5 PD and 1 FR...Named second-team All-Big 12 by the *Associated Press* as a junior in 2009 after playing in 801 of 805 total snaps from scrimmage, racking up 70 tackles (52 solo), including 3 TFL, 2 INTs, 10 PD and 1 FR...Played 407 snaps, racking up 39 tackles (34 solo), 4 PD, 1 FF and 1 FR while playing in 10 games (three starts) as a sophomore in 2008...Played mostly on special teams, appearing in 13 games as a freshman...Graduated with a bachelor's degree from Colorado in sociology in 2010.

HIGH SCHOOL, PERSONAL: Prepped at Colton (CA) HS... Earned first-team All-Southeastern Conference honors at WR and CB, as well as being a first-team All-County choice...Recorded 47 tackles, 15 PD, 2 INTs, 2 FFs and a FR as a senior...Added 53 receptions for 1,123 yards and 14 TDs

as a WR...Moved to CB as a junior, netting 57 tackles, 8 PD, 1 INT, 1 FF and 1 FR...Added 30 receptions for 600 yards and 4 TDs in his junior season...As a sophomore, posted 45 tackles and 4 INTs...Also earned seven other letters in basketball and track combined...Smith has four brothers who played college football: Ryan Smalls (Illinois), Terrance Smalls (Illinois), Paul Smith (New Mexico) and Anthony Smalls (Idaho State).

COMMUNITY: In July 2014, Smith hosted his first-ever summer youth football camp at Towson University...Visited patients at hospitals on two different occasions, helping celebrate the Ravens' breast cancer awareness efforts by spending time with patients undergoing treatment at Mercy Medical Center and interacting with children undergoing medical treatment at Johns Hopkins Hospital...Continued to support the Ravens' community efforts by serving as a personal shopper at the team's annual holiday shopping event, Holiday Helpers, and worked with the Ravens and Giant to help distribute holiday meals to deserving families...In Dec. 2014, for the second-consecutive year, personally shopped and delivered gifts, toys and a Christmas tree, along with decorations, to a deserving Salvation Army family in Baltimore City.

REGULAR SEASON

Year	Team	GP	GS	TACKLES			SACKS		INTERCEPTIONS					FUMBLES		
				TT	Solo	Asst.	No.	Yards	No.	Yards	LG	TD	PD	FF	FR	Yards
2011	Baltimore	12	3	18	18	0	0.0	0.0	2	48	32	0	8	0	0	0
2012	Baltimore	11	2	31	27	4	0.0	0.0	0	0	0	0	3	0	0	0
2013	Baltimore	16	16	58	49	9	0.0	0.0	2	0	0	0	16	2	0	0
2014	Baltimore	8	8	28	22	6	0.0	0.0	1	31	31	0	8	0	0	0
Totals		47	29	135	116	19	0.0	0.0	5	79	32	0	35	2	0	0

SPECIAL TEAMS TACKLES (5): 2011 (2); 2012 (3)

CAREER SINGLE-GAME HIGHS (REGULAR SEASON)

Total Tackles: 7 4 times (last: 12/16/13 at Det.)	Solo Tackles: 7 2 times (last: 10/14/12 vs. Dal.)
Sacks: None	INTs: 1 5 times (last: 10/12/14 at TB)
Forced Fumbles: 1 2 times (12/8/13 vs. Min.)	Fumble Recoveries: None
Passes Defensed: 3 (9/15/13 vs. Cle.)	

POSTSEASON

Year	Team	GP	GS	TACKLES			SACKS		INTERCEPTIONS					FUMBLES		
				TT	Solo	Asst.	No.	Yards	No.	Yards	LG	TD	PD	FF	FR	Yards
2011	Baltimore	2	1	3	1	2	0.0	0.0	1	39	39	0	1	0	0	0
2012	Baltimore	4	0	3	3	0	0.0	0.0	0	0	0	0	2	0	0	0
2014	Baltimore	0	0	INJURED RESERVE - FOOT			--	--	--	--	--	--	--	--	--	--
Totals		6	1	6	4	2	0.0	0.0	1	39	39	0	3	0	0	0

RAVENS IN THE RED

- Baltimore is the only team to rank in the NFL's Top 5 in red zone defense in 10 of the past 11 seasons (2001-14), including a streak of nine straight from 2004-12. Baltimore is also the only NFL team to rank in the Top 7 in each of the past 11 years.
- The Ravens have ranked in the NFL's Top 5 in red zone "D" for 10 of the past 11 seasons: 2004 (second), 2005 (fifth), 2006 (first), 2007 (third), 2008 (second), 2009 (fourth), 2010 (fifth), 2011 (first), 2012 (second), 2013 (seventh) & 2014 (second).



BALTIMORE
RAVENS

89

STEVE SMITH SR.
WIDE RECEIVER | 5-9 | 195

COLLEGE: Utah HS: Los Angeles (CA) University
BORN: 5/12/79, Los Angeles, CA
EXP. (NFL/RAVENS): 15/2 GP/GS (PLAYOFFS): 198/177 (11/11)

TRANSACTIONS

Steve Smith Sr. signed with the Ravens (three-year contract) on 3/14/14...Released by Carolina on 3/13/14...Signed to a contract extension by Carolina on 4/10/12...Placed on Injured Reserve (arm) by Carolina on 1/1/10...Signed to a contract extension by Carolina on 5/8/07...Placed on Injured Reserve (leg) on 10/27/04...Signed by Panthers to a contract extension on 3/1/04...Was originally selected by Carolina in the third round (74th overall) of the 2001 NFL Draft.

HONORS

- Five-time Pro Bowler (2001, 2005, 2006, 2008 and 2011)
- Two-time first-team All-Pro (2001, 2005)
- Second-team All-Pro (2008)
- Ed Block Courage Award (2005)
- *Associated Press* Comeback Player of the Year (2005)
- NFL Alumni Wide Receiver of the Year (2005)
- PFWA NFL Comeback Player of the Year (2005)
- NFC Offensive Player of the Month (Oct., 2005)
- NFC Special Teams Player of the Week (Week 14, 2002)



CAREER

- Is one of just 12 players in league history to record 900 catches, 13,000 receiving yards and 70 receiving TDs
- Entering 2015, his 915 receptions rank 18th in NFL history, while his 13,262 receiving yards stand 14th and his 73 receiving TDs are 33rd
- Smith Sr.'s 17,672 career combined yards (13,262 rec., 387 rush, 1,652 PR and 2,371 KOR) rank 10th in NFL history and are the most among active players
- One of two players (Tim Brown) in NFL history to record at least 900 receptions and score a receiving TD, rushing TD, PR-TD and KOR-TD
- Smith Sr.'s 81 TDs (73 receiving, 2 rushing, 4 PR and 2 KOR) rank fifth among active players entering 2015
- Enters 2015 with a reception in 122-consecutive games, the seventh-longest active streak among WRs
- Smith Sr.'s 47-career 100-yard receiving games rank seventh in NFL history and are second (Andre Johnson, 51) among active players entering 2015
- Owns eight-career 1,000-yard receiving seasons, tying Reggie Wayne for the most among active WRs
- Is the Carolina Panthers' all-time leader in receptions (836), receiving yards (12,197) and receiving TDs (67)
- Smith Sr.'s 75 total TDs (67 receiving, 6 return, 2 rush) while with the Panthers are also a Carolina record
- Led the NFL with career highs in receptions (103), receiving yards (1,563) and receiving TDs (12) in 2005
- Recorded 4 receptions for 1 TD and 89 yards, becoming just the 16th player ever to gain 13,000 receiving yards, in the 34-27 victory at NO (11/24/14)
- Posted 5 receptions for 110 yards and 1 TD (a 56-yarder) for a Ravens' offense that gained 475 yards and racked up 6 TDs in the 48-17 victory at TB (10/12/14)...Smith became the fourth player in NFL history (James Lofton - 1991, Jerry Rice - 1998, Joey Galloway - 2007) with 3 TD catches of 50-plus yards in a season at age 35 or older
- Smith Sr.'s 11 total playoff TDs (9 rec., 1 rush and 1 PR) are the most among active players

DID YOU KNOW?

Entering 2015, WR Steve Smith Sr. leads all active NFL passing targets with 129-career 25-plus-yard catches. He also ranks fifth overall in that category over the past 20 years.

89 STEVE SMITH SR.

2014: (with Baltimore – 16/16, 2/2) Led the Ravens with 79 receptions for 1,065 yards and 6 TDs, tying a career long with an 80-yard TD reception for an offense that established franchise single-season records in yards (5,838) and points scored (409)...Smith also passed WR Andre Reed (13,198 yards) for 14th on the NFL's all-time receiving list (13,262) and crossed the 1,000-yard plateau for the eighth time in his career (1,065 yards)...Has a catch in 122-straight games

- Started both postseason contests and tied for the team lead (Owen Daniels) with 8 receptions for 145 yards (18.1 avg.) and 1 TD for an offense that produced 727 yards and 61 points in two playoff games
- Led the team with 8 receptions for 90 yards, passing WR Andre Reed (13,198 yards) for 14th on the NFL's all-time receiving list (13,262), and crossed the 1,000-yard plateau for the eighth time in his career (1,065 yards) in the 20-10 victory in the **season finale vs. Cle. (12/28)**
- Became the 19th player in NFL history with 900-career receptions after netting 5 receptions for 37 yards in the 20-12 victory in **game 14 vs. Jax. (12/14)**...Smith passed Hall of Fame WR Steve Largent (13,089) for 15th on the NFL's all-time receiving yards chart (47th career 100-yard game tying for seventh all-time)
- Started and led the team with 5 receptions for 110 yards (his 47th-career 100-yard game, tying for seventh all-time) and 1 TD (a 56-yarder) for an offense that gained 475 yards (306 passing and 169 rushing) and racked up 6 TDs in the 48-17 victory in **game 6 at TB (10/12)**...Smith became the fourth player in NFL history (James Lofton - 1991, Jerry Rice - 1998, Joey Galloway - 2007) with three TD catches of 50-plus yards in a season at age 35 or older...Also tied the Ravens' franchise record (Mark Clayton - 2006 and Michael Jackson - 1996) with his fourth 100-yard receiving game in a season

- Started and led the team with 7 receptions for 139 yards (46th-career 100-yard receiving game) and 2 TDs (his 70th-career receiving TD) in the 38-10 victory in **game 4 vs. Car. (9/28)**...Became the oldest player in NFL history to record 400 yards (finished September with 25 catches for 429 yards) in season's first four games
- Started and led the Ravens with 5 receptions for a game-high 101 yards, including a 32-yarder on second-and-5 with 1:28 remaining to set up a 32-yard game-winning FG, in the 23-21 victory in **game 3 at Cle. (9/21)**...Game marked Smith Sr.'s 45th-career 100-yard output
- Started his first game as a Raven and caught 7 passes for a team-leading 118 yards, including a career-long-tying 80-yard TD, in the **season opener vs. Cin. (9/7)**

2013: (with Carolina – 15/15, 1/1) Finished second on the team with 64 catches for 745 yards and 4 TDs...Became the 29th player in NFL history to produce 800 career receptions and the 22nd to compile 12,000 career receiving yards...Extended his Carolina team-record consecutive games with a catch streak to 106...Missed the final game of the regular season due to an ankle injury suffered in Week 15

- Reached 12,000 career receiving yards as part of a 5-reception, 69-yard day in **game 11 at Mia. (11/24)**
- Notched his 800th-career reception on a 19-yard TD, part of a 5-reception (69 yards) day in **game 6 vs. STL (10/20)**
- Started and posted 4 catches for 74 yards and 1 TD in the **NFC Divisional Playoff vs. SF (1/12/14)**...Smith's 31-yard TD reception in the second quarter represented the 75th TD catch of his career in the regular or postseason, making him the 16th player in NFL history with at least 10 postseason TDs

2012: (with Carolina – 16/16) Led the Panthers with 73 receptions and 1,174 yards and became the 27th player in NFL history to amass 11,000 career receiving yards...Attained

2014

GAME-BY-GAME OFFENSE

RAVENS Date/Opp.	RECEIVING					RUSHING				
	No.	Yds.	Avg.	LG	TD	No.	Yds.	Avg.	LG	TD
9/7 vs. Cin.	7	118	16.9	80t	1	0	0	0.0	0	0
9/11 vs. Pit.	6	71	11.8	23	0	0	0	0.0	0	0
9/21 @ Cle.	5	101	20.2	32	0	0	0	0.0	0	0
9/28 vs. Car.	7	139	19.9	61t	2	0	0	0.0	0	0
10/5 @ Ind.	5	34	6.8	17	0	0	0	0.0	0	0
10/12 @ TB	5	110	22.0	56t	1	0	0	0.0	0	0
10/19 vs. Atl.	3	67	22.3	49	0	0	0	0.0	0	0
10/26 @ Cin.	3	35	11.7	15	0	0	0	0.0	0	0
11/2 @ Pit.	5	36	7.2	12	0	0	0	0.0	0	0
11/9 vs. Ten.	3	17	5.7	12	0	0	0	0.0	0	0
11/24 @ NO	4	89	22.3	40	1	0	0	0.0	0	0
11/30 vs. SD	1	2	2.0	2	0	0	0	0.0	0	0
12/7 @ Mia.	7	70	10.0	27	1	0	0	0.0	0	0
12/14 vs. Jax.	5	37	7.4	11	0	0	0	0.0	0	0
12/21 @ Hou.	5	49	9.8	16	0	0	0	0.0	0	0
12/28 vs. Cle.	8	90	11.3	24	0	0	0	0.0	0	0
Totals	79	1,065	13.5	80t	6	0	0	0.0	0	0
Playoffs										
1/3/15 @ Pit.	5	101	20.2	40	0	0	0	0.0	0	0
1/10/15 @ NE	3	44	14.7	19	1	0	0	0.0	0	0
Totals	8	145	18.1	40	1	0	0	0.0	0	0



89 STEVE SMITH SR.

2013

GAME-BY-GAME OFFENSE

Date/Opp.	RECEIVING					RUSHING				
	No.	Yds.	Avg.	LG	TD	No.	Yds.	Avg.	LG	TD
9/8 vs. Sea.	6	51	8.5	15	1	0	0	0.0	0	0
9/15 @ Buf.	5	52	10.4	13	0	0	0	0.0	0	0
9/22 vs. NYG	3	40	13.3	15	0	0	0	0.0	0	0
10/6 @ Ari.	4	60	15.0	19	0	0	0	0.0	0	0
10/13 @ Min.	5	21	4.2	10	1	0	0	0.0	0	0
10/20 vs. STL	5	69	13.8	19t	1	0	0	0.0	0	0
10/24 @ TB	4	42	10.5	21	0	0	0	0.0	0	0
11/3 vs. Atl.	4	52	13.0	23	0	0	0	0.0	0	0
11/10 @ SF	6	63	10.5	19	0	0	0	0.0	0	0
11/18 vs. NE	4	62	15.5	42	0	0	0	0.0	0	0
11/24 @ Mia.	5	69	13.8	19	0	0	0	0.0	0	0
12/1 vs. TB	3	51	17.0	18	0	0	0	0.0	0	0
12/8 @ TB	6	49	8.2	17t	1	0	0	0.0	0	0
12/15 vs. NYJ	3	20	6.7	11	0	0	0	0.0	0	0
12/22 vs. NO	1	44	44.0	44	0	0	0	0.0	0	0
12/29 @ Atl.	INACTIVE - KNEE					--	--	--	--	--
Totals	64	745	11.6	44	4	0	0	0.0	0	0
Playoffs										
1/12/14 vs. SF	4	74	18.5	31t	1	0	0	0.0	0	0
Totals	4	74	18.5	31t	1	0	0	0.0	0	0

2012

GAME-BY-GAME OFFENSE

Date/Opp.	RECEIVING					RUSHING				
	No.	Yds.	Avg.	LG	TD	No.	Yds.	Avg.	LG	TD
9/9 @ TB	7	106	15.1	32	0	0	0	0.0	0	0
9/16 vs. NO	3	104	34.7	66	0	0	0	0.0	0	0
9/20 vs. NYG	4	86	21.5	33	0	0	0	0.0	0	0
9/30 @ Atl.	3	52	17.3	27	0	1	10	10.0	10	0
10/7 vs. Sea.	4	40	10.0	14	0	0	0	0.0	0	0
10/21 vs. Dal.	7	83	11.9	26	0	0	0	0.0	0	0
10/28 @ Chi.	7	118	16.9	47	0	0	0	0.0	0	0
11/4 @ Was.	3	41	13.7	19t	1	0	0	0.0	0	0
11/11 vs. Den.	1	19	19.0	19	0	1	2	2.0	2	0
11/18 vs. TB	5	61	12.2	17	0	0	0	0.0	0	0
11/26 @ Phi.	4	60	15.0	31	0	0	0	0.0	0	0
12/2 @ KC	5	120	24.0	53	1	0	0	0.0	0	0
12/9 vs. Atl.	7	109	15.6	22	0	0	0	0.0	0	0
12/16 @ SD	6	57	9.5	18	1	1	15	15.0	15	0
12/23 vs. Oak.	4	45	11.3	23t	1	0	0	0.0	0	0
12/30 @ NO	3	73	24.3	31	0	0	0	0.0	0	0
Totals	73	1,174	16.1	66	4	3	27	9.0	15	0

2011

GAME-BY-GAME OFFENSE

Date/Opp.	RECEIVING					RUSHING				
	No.	Yds.	Avg.	LG	TD	No.	Yds.	Avg.	LG	TD
9/11 @ Ari.	8	178	22.3	77t	2	0	0	0.0	0	0
9/18 vs. GB	6	156	26.0	62	0	0	0	0.0	0	0
9/25 vs. Jax.	2	15	7.5	13	0	0	0	0.0	0	0
10/2 @ Chi.	8	181	22.6	53	0	0	0	0.0	0	0
10/9 vs. NO	3	79	26.3	54t	1	0	0	0.0	0	0
10/16 @ Atl.	5	66	13.2	24	0	0	0	0.0	0	0
10/23 vs. Was.	7	143	20.4	36	0	0	0	0.0	0	0
10/30 vs. Min.	7	100	14.3	26	1	1	12	12.0	12	0
11/13 vs. Ten.	5	33	6.6	15	0	0	0	0.0	0	0
11/20 @ Det.	5	41	8.2	20	1	1	5	5.0	5	0
11/27 @ Ind.	3	68	22.7	30	0	1	9	9.0	9	0
12/4 @ TB	2	32	16.0	23	0	0	0	0.0	0	0
12/11 vs. Atl.	6	125	20.8	48	0	0	0	0.0	0	0
12/18 @ Hou.	5	82	16.4	26t	1	0	0	0.0	0	0
12/24 vs. TB	1	9	9.0	9	0	1	23	23.0	23	0
1/1/12 @ NO	6	86	14.3	22	1	1	1	1.0	1	0
Totals	79	1,394	17.6	77t	7	6	56	9.3	23	0

2010

GAME-BY-GAME OFFENSE

Date/Opp.	RECEIVING					RUSHING				
	No.	Yds.	Avg.	LG	TD	No.	Yds.	Avg.	LG	TD
9/12 @ NYG	5	75	15.0	27	1	0	0	0.0	0	0
9/19 vs. TB	3	66	22.0	37t	1	0	0	0.0	0	0
9/26 vs. Cin.	3	22	7.3	11	0	0	0	0.0	0	0
10/3 @ NO	2	11	5.5	6	0	0	0	0.0	0	0
10/10 vs. Chi.	INACTIVE - ANKLE					--	--	--	--	--
10/24 vs. SF	4	50	12.5	21	0	0	0	0.0	0	0
10/31 @ STL	9	85	9.4	20	0	0	0	0.0	0	0
11/7 vs. NO	1	9	9.0	9	0	0	0	0.0	0	0
11/14 @ TB	3	47	15.7	34	0	0	0	0.0	0	0
11/21 vs. Bal.	4	46	11.5	20	0	0	0	0.0	0	0
11/28 @ Cle.	2	33	16.5	18	0	0	0	0.0	0	0
12/5 @ Sea.	3	54	18.0	39	0	0	0	0.0	0	0
12/12 vs. Atl.	2	17	8.5	13	0	1	9	9.0	9	0
12/19 vs. Ari.	2	22	11.0	12	0	0	0	0.0	0	0
12/23 @ Pit.	3	17	5.7	7	0	0	0	0.0	0	0
1/2/11 @ Atl.	INACTIVE - CALF					--	--	--	--	--
Totals	46	554	12.0	39	2	1	9	9.0	9	0

2009

GAME-BY-GAME OFFENSE

Date/Opp.	RECEIVING					RUSHING				
	No.	Yds.	Avg.	LG	TD	No.	Yds.	Avg.	LG	TD
9/13 vs. Phi.	3	21	7.0	9	0	1	4	4.0	4	0
9/20 @ Atl.	8	131	16.4	28	0	0	0	0.0	0	0
9/28 @ Dal.	4	38	9.5	15	0	0	0	0.0	0	0
10/11 vs. Was.	5	65	13.0	18	0	0	0	0.0	0	0
10/18 @ TB	1	4	4.0	4	0	0	0	0.0	0	0
10/25 vs. Buf.	6	99	16.5	48	0	0	0	0.0	0	0
11/1 @ Ari.	3	56	18.7	50t	1	1	17	17.0	17	0
11/8 @ NO	4	64	16.0	46	0	0	0	0.0	0	0
11/15 vs. Atl.	4	34	8.5	19	2	0	0	0.0	0	0
11/19 vs. Mia.	7	87	12.4	27t	1	0	0	0.0	0	0
11/29 @ NYJ	1	5	5.0	5	0	0	0	0.0	0	0
12/6 vs. TB	3	78	26.0	66	0	0	0	0.0	0	0
12/13 @ NE	2	83	41.5	41t	1	2	7	3.5	5	0
12/20 vs. Min.	9	157	17.4	45	1	1	-6	-6.0	-6	0
12/27 @ NYG	5	60	12.0	27t	1	0	0	0.0	0	0
1/3/10 vs. NO	INJURED RESERVE - ARM					--	--	--	--	--
Totals	65	982	15.1	66	7	5	22	4.4	17	0

2008

GAME-BY-GAME OFFENSE

Date/Opp.	RECEIVING					RUSHING				
	No.	Yds.	Avg.	LG	TD	No.	Yds.	Avg.	LG	TD
9/7 @ SD	SUSPENDED BY THE NFL					--	--	--	--	--
9/14 vs. Chi.	SUSPENDED BY THE NFL					--	--	--	--	--
9/21 @ Min.	4	70	17.5	29	0	0	0	0.0	0	0
9/28 vs. Atl.	6	96	16.0	56t	1	0	0	0.0	0	0
10/5 vs. KC	6	96	16.0	38	0	0	0	0.0	0	0
10/12 @ TB	6	112	18.7	48	0	0	0	0.0	0	0
10/19 vs. NO	6	122	20.3	39t	1	0	0	0.0	0	0
10/26 vs. Ari.	5	117	23.4	65t	2	1	-6	-6.0	-6	0
11/9 @ Oak.	1	9	9.0	9	0	0	0	0.0	0	0
11/16 vs. Det.	6	63	10.5	16	0	1	16	16.0	16	0
11/23 @ Atl.	8	168	21.0	41	0	0	0	0.0	0	0
11/30 @ GB	4	105	26.3	54	0	0	0	0.0	0	0
12/8 vs. TB	9	117	13.0	38t	1	0	0	0.0	0	0
12/14 vs. Den.	9	165	18.3	38	1	1	9	9.0	9	0
12/21 @ NYG	3	47	15.7	35	0	2	21	10.5	23	0
12/28 @ NO	5	134	26.8	54	0	0	0	0.0	0	0
Totals	78	1,421	18.2	65t	6	5	40	8.0	23	0
Playoffs										
1/10/09 vs. Ari.	2	43	21.5	35	1	0	0	0.0	0	0
Totals	2	43	21.5	35	1	0	0	0.0	0	0



89 STEVE SMITH SR.

2007

GAME-BY-GAME OFFENSE

PANTHERS Date/Opp.	RECEIVING					RUSHING				
	No.	Yds.	Avg.	LG	TD	No.	Yds.	Avg.	LG	TD
9/9 @ STL	7	118	16.9	68t	1	1	2	2.0	2	0
9/16 vs. Hou.	8	153	19.1	74t	3	0	0	0.0	0	0
9/23 @ Atl.	1	10	10.0	10	0	1	6	6.0	6	0
9/30 vs. TB	5	32	6.4	15	0	0	0	0.0	0	0
10/7 @ NO	4	47	11.8	17t	1	0	0	0.0	0	0
10/14 @ Ari.	10	136	13.6	65t	1	2	15	7.5	8	0
10/28 vs. Ind.	2	18	9.0	12	0	0	0	0.0	0	0
11/4 @ Ten.	3	15	5.0	15	0	0	0	0.0	0	0
11/11 vs. Atl.	5	61	12.2	20	0	0	0	0.0	0	0
11/18 @ GB	INACTIVE - SHIN					--	--	--	--	--
11/25 vs. NO	6	47	7.8	14	0	1	22	22.0	22	0
12/2 vs. SF	8	64	8.0	29	0	2	21	10.5	16	0
12/9 @ Jax.	6	44	7.3	15	0	0	0	0.0	0	0
12/16 vs. Sea.	8	72	9.0	15	0	2	0	0.0	1	0
12/22 vs. Dal.	9	137	15.2	57	1	0	0	0.0	0	0
12/30 @ TB	5	48	9.6	25	0	0	0	0.0	0	0
Totals	87	1,002	11.5	74t	7	9	66	7.3	22	0

2006

GAME-BY-GAME OFFENSE

PANTHERS Date/Opp.	RECEIVING					RUSHING				
	No.	Yds.	Avg.	LG	TD	No.	Yds.	Avg.	LG	TD
9/10 vs. Atl.	INACTIVE - THIGH					--	--	--	--	--
9/17 @ Min.	INACTIVE - THIGH					--	--	--	--	--
9/24 @ TB	7	112	16.0	41	0	0	0	0.0	0	0
10/1 vs. NO	10	87	8.7	17	1	0	0	0.0	0	0
10/8 vs. Cle.	6	62	10.3	20	0	1	7	7.0	7	0
10/15 @ Bal.	8	189	23.6	72t	1	0	0	0.0	0	0
10/22 @ Cin.	8	126	15.8	36	0	0	0	0.0	0	0
10/29 vs. Dal.	6	55	9.2	22	0	1	24	24.0	24t	1
11/13 vs. TB	8	149	18.6	43	1	2	-5	-2.5	2	0
11/19 vs. STL	4	90	22.5	62t	1	0	0	0.0	0	0
11/26 @ Was.	5	34	6.8	10	1	1	4	4.0	4	0
12/4 @ Phi.	4	54	13.5	38	1	1	15	15.0	15	0
12/10 vs. NYG	5	67	13.4	21	0	0	0	0.0	0	0
12/17 vs. Pit.	5	56	11.2	19	0	0	0	0.0	0	0
12/24 @ Atl.	0	0	0.0	0	0	1	-5	-5.0	-5	0
12/31 @ NO	7	85	12.1	22t	2	1	21	21.0	21	0
Totals	83	1,166	14.0	72t	8	8	61	7.6	24t	1

2005

GAME-BY-GAME OFFENSE

PANTHERS Date/Opp.	RECEIVING					RUSHING				
	No.	Yds.	Avg.	LG	TD	No.	Yds.	Avg.	LG	TD
9/11 vs. NO	8	138	17.3	33t	1	0	0	0.0	0	0
9/18 vs. NE	4	34	8.5	19	0	0	0	0.0	0	0
9/25 @ Mia.	11	170	15.5	53t	3	2	-2	-1.0	6	0
10/3 vs. GB	2	12	6.0	10	0	0	0	0.0	0	0
10/9 @ Ari.	8	119	14.9	65t	2	0	0	0.0	0	0
10/16 @ Det.	6	123	20.5	80t	1	0	0	0.0	0	0
10/30 vs. Min.	11	201	18.3	69	1	0	0	0.0	0	0
11/6 @ TB	5	106	21.2	35t	1	0	0	0.0	0	0
11/13 vs. NYJ	3	34	11.3	13	0	0	0	0.0	0	0
11/20 @ Chi.	14	169	12.1	48	0	0	0	0.0	0	0
11/27 @ Buf.	3	55	18.3	29	0	0	0	0.0	0	0
12/4 vs. Atl.	7	65	9.3	18t	1	0	0	0.0	0	0
12/11 vs. TB	5	103	20.6	60	0	0	0	0.0	0	0
12/18 @ NO	6	85	14.2	33	1	1	20	20.0	20t	1
12/24 vs. Dal.	1	18	18.0	18	0	0	0	0.0	0	0
1/1/06 @ Atl.	9	131	14.6	42t	1	1	7	7.0	7	0
Totals	103	1,563	15.2	80t	12	4	25	6.3	20t	1
Playoffs										
1/8/06 @ NYG	10	84	8.4	22t	1	1	12	12.0	12t	1
1/15/06 @ Chi.	12	218	18.2	58t	2	3	26	8.7	22	0
1/22/06 @ Sea.	5	33	6.6	12	0	0	0	0.0	0	0
Totals	27	335	12.4	58t	3	4	38	9.5	22	1

2004

GAME-BY-GAME OFFENSE

PANTHERS Date/Opp.	RECEIVING					RUSHING				
	No.	Yds.	Avg.	LG	TD	No.	Yds.	Avg.	LG	TD
9/13 vs. GB	6	60	10.0	15	0	0	0	0.0	0	0
9/19 @ KC	INACTIVE - LEG					--	--	--	--	--
10/3 vs. Atl.	INACTIVE - LEG					--	--	--	--	--
10/10 @ Den.	INACTIVE - LEG					--	--	--	--	--
10/17 @ Phi.	INACTIVE - LEG					--	--	--	--	--
10/24 vs. SD	INACTIVE - LEG					--	--	--	--	--
10/31 @ Sea.	INJURED RESERVE - LEG					--	--	--	--	--
11/7 vs. Oak.	INJURED RESERVE - LEG					--	--	--	--	--
11/14 @ SF	INJURED RESERVE - LEG					--	--	--	--	--
11/21 vs. Ari.	INJURED RESERVE - LEG					--	--	--	--	--
11/28 vs. TB	INJURED RESERVE - LEG					--	--	--	--	--
12/5 @ NO	INJURED RESERVE - LEG					--	--	--	--	--
12/12 vs. STL	INJURED RESERVE - LEG					--	--	--	--	--
12/18 @ Atl.	INJURED RESERVE - LEG					--	--	--	--	--
12/26 @ TB	INJURED RESERVE - LEG					--	--	--	--	--
1/2/05 vs. NO	INJURED RESERVE - LEG					--	--	--	--	--
Totals	6	60	10.0	15	0	0	0	0.0	0	0

2003

GAME-BY-GAME OFFENSE

PANTHERS Date/Opp.	RECEIVING					RUSHING				
	No.	Yds.	Avg.	LG	TD	No.	Yds.	Avg.	LG	TD
9/7 vs. Jax.	4	44	11.0	24t	1	0	0	0.0	0	0
9/14 @ TB	3	27	9.0	14	0	0	0	0.0	0	0
9/28 vs. Atl.	5	47	9.4	12	0	2	-1	-0.5	5	0
10/5 vs. NO	1	13	13.0	13	0	0	0	0.0	0	0
10/12 @ Ind.	6	103	17.2	52t	1	1	10	10.0	10	0
10/19 vs. Ten.	10	151	15.1	67t	1	1	-2	-2.0	-2	0
10/26 @ NO	9	100	11.1	20	0	1	10	10.0	10	0
11/2 @ Hou.	5	88	17.6	32	1	1	6	6.0	6	0
11/9 vs. TB	9	72	8.0	17	1	1	14	14.0	14	0
11/16 vs. Was.	4	50	12.5	30	0	1	-2	-2.0	-2	0
11/23 @ Dal.	4	73	18.3	42	0	1	12	12.0	12	0
11/30 vs. Phi.	5	80	16.0	24t	1	1	-2	-2.0	-2	0
12/7 @ Atl.	7	66	9.4	25	0	0	0	0.0	0	0
12/14 @ Ari.	9	99	11.0	36	0	0	0	0.0	0	0
12/21 vs. Det.	5	81	16.2	44	1	1	-3	-3.0	-3	0
12/28 @ NYG	2	16	8.0	11	0	0	0	0.0	0	0
Totals	88	1,110	12.6	67t	7	11	42	3.8	14	0
Playoffs										
1/3/04 vs. Dal.	5	135	27.0	70	1	0	0	0.0	0	0
1/10/04 @ STL	6	163	27.2	69t	1	1	7	7.0	7	0
1/18/04 @ Phi.	3	26	8.7	15	0	0	0	0.0	0	0
2/1/04 @ NE	4	80	20.0	39t	1	0	0	0.0	0	0
Totals	18	404	22.4	70	3	1	7	7.0	7	0

2002

GAME-BY-GAME OFFENSE

PANTHERS Date/Opp.	RECEIVING					RUSHING				
	No.	Yds.	Avg.	LG	TD	No.	Yds.	Avg.	LG	TD
9/8 vs. Bal.	4	38	9.5	15	0	0	0	0.0	0	0
9/15 vs. Det.	4	71	17.8	44	0	1	-4	-4.0	-4	0
9/22 @ Min.	5	81	16.2	32	1	0	0	0.0	0	0
9/29 @ GB	5	116	23.2	61	0	0	0	0.0	0	0
10/6 vs. Ari.	5	79	15.8	31	0	0	0	0.0	0	0
10/13 @ Dal.	4	31	7.8	12	0	0	0	0.0	0	0
10/20 @ Atl.	1	20	20.0	20	0	0	0	0.0	0	0
10/27 vs. TB	0	0	0.0	0	0	0	0	0.0	0	0
11/10 vs. NO	4	68	17.0	37	0	0	0	0.0	0	0
11/17 @ TB	4	30	7.5	20t	1	0	0	0.0	0	0
11/24 vs. Atl.	SUSPENDED BY THE NFL					--	--	--	--	--
12/1 @ Cle.	1	3	3.0	3	0	0	0	0.0	0	0
12/8 vs. Cin.	5	144	28.8	49	1	0	0	0.0	0	0
12/15 @ Pit.	5	57	11.4	23	0	0	0	0.0	0	0
12/22 vs. Chi.	4	97	24.3	69	0	0	0	0.0	0	0
12/29 @ NO	3	37	12.3	29	0	0	0	0.0	0	0
Totals	54	872	16.1	69	3	1	-4	-4.0	-4	0

89 STEVE SMITH SR.

2001

GAME-BY-GAME OFFENSE

PANTHERS Date/Opp.	RECEIVING					RUSHING				
	No.	Yds.	Avg.	LG	TD	No.	Yds.	Avg.	LG	TD
9/9 @ Min.	1	16	16.0	16	0	0	0	0.0	0	0
9/23 @ Atl.	0	0	0.0	0	0	0	0	0.0	0	0
9/30 vs. GB	0	0	0.0	0	0	0	0	0.0	0	0
10/7 @ SF	0	0	0.0	0	0	0	0	0.0	0	0
10/14 vs. NO	1	11	11.0	11	0	0	0	0.0	0	0
10/21 @ Was.	0	0	0.0	0	0	1	-8	-8.0	-8	0
10/28 vs. NYJ	INACTIVE - KNEE									
11/4 @ Mia.	1	29	29.0	29	0	1	10	10.0	10	0
11/11 @ STL	0	0	0.0	0	0	1	2	2.0	2	0
11/18 vs. SF	0	0	0.0	0	0	1	39	39.0	39	0
11/25 vs. Atl.	3	29	9.7	16	0	0	0	0.0	0	0
12/2 @ NO	0	0	0.0	0	0	0	0	0.0	0	0
12/9 @ Buf.	0	0	0.0	0	0	0	0	0.0	0	0
12/23 vs. STL	1	33	33.0	33	0	0	0	0.0	0	0
12/30 vs. Ari.	0	0	0.0	0	0	0	0	0.0	0	0
1/6/02 vs. NE	3	36	12.0	19	0	0	0	0.0	0	0
Totals	10	154	15.4	33	0	4	43	10.8	39	0

2001

GAME-BY-GAME RETURNS

PANTHERS Date/Opp.	KICKOFF RETURNS					PUNT RETURNS					
	No.	Yds.	Avg.	LG	TD	No.	FC	Yds.	Avg.	LG	TD
9/9 @ Min.	3	134	44.7	93t	1	3	0	25	8.3	20	0
9/23 @ Atl.	2	41	20.5	22	0	0	1	0	0.0	0	0
9/30 vs. GB	4	71	17.8	25	0	1	1	0	0.0	0	0
10/7 @ SF	4	85	21.3	26	0	3	1	13	4.3	6	0
10/14 vs. NO	4	104	26.0	44	0	5	1	102	20.4	70t	1
10/21 @ Was.	2	27	13.5	18	0	3	0	46	15.3	28	0
10/28 vs. NYJ	INACTIVE - KNEE										
11/4 @ Mia.	5	113	22.6	26	0	2	0	12	6.0	10	0
11/11 @ STL	7	252	36.0	99t	1	1	0	15	15.0	15	0
11/18 vs. SF	0	0	0.0	0	0	5	0	52	10.4	22	0
11/25 vs. Atl.	2	42	21.0	22	0	2	1	6	3.0	5	0
12/2 @ NO	4	171	42.8	82	0	1	2	3	3.0	3	0
12/9 @ Buf.	4	103	25.8	46	0	1	0	12	12.0	12	0
12/23 vs. STL	5	142	28.4	31	0	1	0	9	9.0	9	0
12/30 vs. Ari.	4	50	12.5	16	0	3	1	60	20.0	45	0
1/6/02 vs. NE	6	96	16.0	25	0	3	2	9	3.0	8	0
Totals	56	1,431	25.6	99t	2	34	10	364	10.7	70t	1

1,000 yards receiving for the seventh time in his career and the second-consecutive season...Compiled at least 100 yards receiving in five games

- Recorded a season-high-tying 7 receptions for 109 yards in **game 13 vs. Atl. (12/9)**
- Pulled in 5 receptions for a season-high 120 yards and 1 TD in **game 12 at KC (12/2)**
- Netted 3 receptions for 104 yards (34.7 avg.) in **game 2 vs. NO (9/16)**
- Recorded 7 receptions for 106 yards in the **season opener at TB (9/9)**

2011: (with Carolina – 16/16) Earned his fifth Pro Bowl nod after becoming the Panthers' all-time leader in catches and receiving yards and the 35th player in NFL history to accumulate 10,000 career receiving yards...Led the Panthers with 79 receptions for 1,394 yards and 7 TDs...Season average of 17.6 yards per catch ranks as the second-highest in Panthers team history, behind his record of 18.2 average in 2008...Reached 1,000-yard receiving plateau for the sixth time in his career, while generating six 100-yard receiving games

- Netted a team-high 6 catches for 86 yards with a 12-yard TD to become the Panthers' all-time leader with 699 receptions (Muhsin Muhammad - 696 from 1996-2004 and 2008-09) in the **season finale at NO (1/1/12)**
- Produced 125 yards on a team-high 6 catches to become the 35th player in NFL history to total 10,000 receiving yards, finishing the game with 10,101 in **game 13 vs. Atl. (12/11)**
- Posted a season-high-tying 8 receptions for a season-high 181 yards, including a long of 53, in **game 4 at Chi. (10/2)**...With his performance against the Bears, Smith became the Panthers' all-time leading receiver with 9,414 yards (passing the 9,255 yards by Muhsin Muhammad)
- Recorded a season-high 8 receptions for 178 yards and 2 TDs in the **season opener at Ari. (9/11)**

- Started at WR and led the NFC with 118 receiving yards (including a 55-yard TD reception from former teammate Cam Newton) on 5 catches in the **Pro Bowl (1/29/12)**

2010: (with Carolina – 14/14) Led the Panthers in receptions and receiving yards for the sixth-consecutive season with 46 catches for 554 yards and 2 TDs...Marked his seventh season overall as team leader in receptions and eighth as team leader in receiving yards...Also returned 6 punts for 47 yards

- Pulled in 3 receptions for 66 yards, including a 37-yard TD, which tied the team record for the most consecutive games with a touchdown reception (5) in **game 2 vs. TB (9/19)**
- Posted 5 receptions for 75 yards, including a 19-yard TD catch to become the Panthers' all-time leader with 51 receiving scores (breaking a tie with Muhsin Muhammad - 50 receiving TDs) in the **season opener at NYG (9/12)**

2009: (with Carolina – 15/15) Led the Panthers in receptions (65), receiving yards (982) and receiving TDs (7) despite missing the last game of the season after being placed on Injured Reserve (1/3/10)...Marked his sixth season as team leader in catches and seventh as team leader in receiving yards...Produced two 100-yard receiving games

- Tallied season highs with 9 catches for 157 yards (32nd-career 100-yard receiving game), including a 42-yard TD, in **game 14 vs. Min. (12/20)**
- Netted 4 receptions for 34 yards and 2 TDs, moving him into second place in team history with 46-career receiving TDs, breaking a tie with TE Wesley Walls in **game 9 vs. Atl. (11/15)**
- Recorded his 31st-career 100-yard game, posting 131 yards on 8 receptions in **game 2 at Atlanta (9/20)**

2008: (with Carolina – 14/14, 1/1) Earned his fourth Pro Bowl nod (third as a WR) after leading the team with 78 receptions for 1,421 receiving yards (third in the NFL) and 6 TDs...Compiled eight 100-yard receiving efforts...Marked his sixth season as the team leader in receiving yards and fifth as the

89 STEVE SMITH SR.

team leader in catches...Recorded 1,000 yards receiving for the fourth-consecutive season...Set a Carolina team record with an 18.2 yards-per-catch average, bettering the previous mark of 17.2 by Patrick Jeffers in 1999

- Posted a season-high-tying 9 receptions for 165 yards, including a 15-yard TD catch, in **game 14 vs. Den. (12/14)**
- Netted 5 receptions for 117 yards and 2 TDs (18 and a season-long 65-yarder) in **game 8 vs. Ari. (10/26)**
- Pulled in 6 receptions for 96 yards, including a 56-yard TD catch, in **game 4 vs. Atl. (9/28)**

2007: (with Carolina – 15/15) Led Carolina with 87 catches, 1,002 receiving yards and 7 TDs...Ranked seventh in the NFC and 15th in the NFL in receptions despite playing with four different starting QBs

- Posted a season-high 10 receptions for 136 yards, including a 65-yard TD, in **game 6 at Ari. (10/14)**
- Recorded 8 receptions for a season-high 153 yards and a career-high and franchise-record-tying 3 TDs in **game 2 vs. Hou. (9/16)**...Scored on catches of 7, 12 and 74 yards, which marked the then-second-longest of his career
- Recorded 7 receptions for 118 yards, including a 68-yard TD catch, in the **season opener at STL (9/9)**

2006: (with Carolina – 14/14) Earned his third Pro Bowl nod (second as a WR), leading Carolina with 83 catches for 1,166 receiving yards and 9 total TDs (8 receiving and 1 rushing), including four 100-yard receiving games...Tied for seventh in the NFC in receptions, ranked sixth in receiving yards and tied for fifth in TD catches

- Netted 7 receptions for 85 yards and a season-high 2 TDs in the **season finale at NO (12/31)**
- Posted 8 receptions for a season-high 189 yards, including a 72-yard TD catch, in **game 6 at Bal. (10/15)**

2005: (with Carolina – 16/16, 3/3) Earned his second Pro

Bowl (first as a WR) and was named the *Associated Press* Comeback Player of the Year after he led the NFL and established franchise records with 103 catches for 1,563 yards and 12 TDs (second-highest total in Carolina franchise history)...Also served as team's primary punt returner and averaged 10.6 yards on 27 returns with a long of 44... Registered a franchise record with nine 100-yard receiving games...Returned in 2005 after missing every game but the season opener in 2004 after suffering a broken left fibula versus Green Bay

- Garnered 9 receptions for 131 yards, including a 42-yard TD, in the **season finale at Atl. (1/1/06)**
- Recorded a career-high and franchise-record 14 receptions for 169 yards in **game 10 at Chi. (11/20)**
- Totaled 11 receptions for a regular season career-high 201 yards and 1 TD in **game 7 vs. Min. (10/30)**
- Posted 11 receptions for 170 yards and a career-high and franchise-record-tying 3 TDs in **game 3 at Mia. (9/25)**
- Started all three postseason contests and established a then-NFL postseason record 27 receptions for 335 yards and 3 TDs (including a 12-catch for 218-yard and 2-TD performance in the Divisional Game), 4 rushing attempts for 38 yards and 1 TD and 3 PRs for 58 yards, including a 59-yard TD

2004: (with Carolina – 1/1) Started in the season opener and was inactive for the next five contests before being placed on Injured Reserve (broken leg) on 10/27

- Notched 6 catches for 60 yards before suffering a broken left fibula while being tackled after a reception in the **season opener vs. GB (9/13)**

2003: (with Carolina – 16/11, 4/4) Led Panthers with 88 receptions (second-highest total of his career) for 1,110 yards and 7 TDs...Also recorded 44 PRs for 439 yards and 11 KORs for 309 yards in addition to rushing for 42 yards...His 1,900

DID YOU KNOW?

In WR Steve Smith Sr.'s debut as a Raven (Sept. 7, 2014 vs. Cin.), he posted an 80-yard TD catch that tied a career long (10/16/05 at Det.). The bomb ranks as the fifth-longest passing play in Ravens history and the fourth-longest TD reception.

RAVENS LONGEST RECEPTIONS / FRANCHISE HISTORY

Yards	Player	Game/Opponent
92	Derrick Alexander	12/7/97 vs. Sea.
87t	Mark Clayton	12/10/06 at KC
86t	Michael Jackson	12/22/96 vs. Hou.
83t	Derrick Alexander	12/21/97 at Cin.
80t	Steve Smith Sr.	9/7/14 vs. Cin.

Big Strike Quick Hit - NFL History:

- Smith Sr. had TD catches of 80, 61 and 56 yards in 2014, becoming the fourth player in NFL history with 3 TD catches of 50+ yards in a season at age 35-plus, joining James Lofton (1991), Jerry Rice (1998) and Joey Galloway (2007).

89 STEVE SMITH SR.

combined net yards marked his third-consecutive season with at least 1,900 combined net yards and ranked as the third-highest total in team history...Became the fifth player in team history to post a 1,000-yard receiving season...All three of Smith's 100-yard receiving games recorded during season occurred consecutively, equaling the second-longest streak in team history (Muhsin Muhammad, 1999)

- Posted season highs in receptions (10), receiving yards (151) and long reception (67t) in **game 6 vs. Ten. (10/19)**
- Pulled in 6 receptions for 103 yards, including a 52-yard TD, in **game 5 at Ind. (10/12)**
- Started all four postseason contests, totaling 18 catches for 404 yards and 3 TDs, with a long reception of 70 yards... Gained 41 yards on 2 KORs, 15 yards on 4 PRs and 7 yards on 1 rushing attempt...Led the NFL in postseason receptions, receiving yards and yards from scrimmage...Also led the league in third-down receiving with 7 receptions for 244 yards...His 404 receiving yards were the most recorded by a player during the postseason since 1988 when San Francisco's Jerry Rice totaled 409 yards
- Registered 4 receptions for 80 yards and 1 TD (a 39-yarder that was the Panthers' first score) and had 1 KOR for 30 yards in **Super Bowl XXXVIII vs. New England (2/1/04)**

2002: (with Carolina – 15/13) Led the Panthers with 872 receiving yards, ranked second with 54 catches and tied for second with 3 TD catches...Served as the primary returner on special teams, registering 55 PRs for 470 yards (8.5 avg.) and 2 TDs, including a career-long 87-yarder...Recorded 26 KORs for 571 yards (22.0 avg.), with a long of 51 yards...Smith's 16.1-yard per catch average ranked second in the NFC and sixth in the NFL among players with 50-or-more receptions

- Named NFC Special Teams Player of the Week after generating a team-record 313 combined net yards, including 3 PRs for 153 yards and 2 TDs, 1 KOR for 16 yards and 5 receptions for 144 yards and 1 TD in **game 13 vs. Cin. (12/8)**...Became the only NFL player in 2002 to record 2 PRs for a TD and second player in NFL history to record 2 PRs for a TD and a TD reception in the same game
- Totaled 5 receptions for 116 yards, 5 PRs for 31 yards and 2 KORs for 39 yards in **game 4 at GB (9/29)**

2001: (with Carolina – 15/1) Earned his first Pro Bowl nod as a returner (was the only rookie elected to the Pro Bowl) after posting 56 KORs for 1,431 yards (25.6 avg.) and 2 TDs... Also recorded 34 PRs for 364 yards (10.7 avg.) and 1 TD... Contributed 10 receptions for 154 yards and 4 carries for 43 yards...Was the only player in the NFL to return both a punt and kickoff for a TD as well as the lone player to produce 3 combined kick returns for a TD...That figure tied for the second highest in NFL history and one shy of the NFL record

- Recorded 7 KORs for 252 yards (36.0 avg.), including a career-long 99-yard TD return, in **game 10 at STL (11/11)**... Also had 1 PR for 15 yards and a rush for 2 yards

- Totaled 217 yards, including 5 PRs for 102 yards (20.4 avg.) and 1 TD, 4 KORs for 104 yards (26.0 avg.) and 1 reception for 11 yards, in **game 5 vs. NO (10/14)**
- Posted 3 KORs for 134 yards (44.7 avg.), including a 93-yard TD return, 3 PRs for 25 yards and 1 reception for 16 yards in his first NFL game in the **game 1 at Min. (9/9)**

COLLEGE: Two-time All-Mountain West Conference selection at Utah after finishing his Utes career with 78 catches for 1,603 yards and 12 TDs...Averaged 11.9 yards on 72 PRs for 860 yards and 4 TDs and 22.0 yards on 23 KORs for 505 yards...Left as the school's all-time leader with a 20.6-yard per catch average, tied for first with 4 PR-TDs and ranked second with 860 PR yards...All-Mountain West Conference first-team selection at WR after pulling in 35 receptions for 743 yards (21.2 avg.) and 4 TDs, including 3 scoring catches of more than 60 yards as a senior in 2000...Also netted 43 PRs for 365 yards (8.5 avg.) and 1 TD, adding 17 KORs for 366 yards...Ranked second in the conference with an average of 147.5 all-purpose yards per contest...Earned first-team All-Mountain West Conference honors as a returner and a second-team choice at WR as a junior in 1999 in his first season at Utah...Led the conference with an average of 140.5 all-purpose yards per game...Recorded a team-high 43 catches for 860 yards and 8 TDs...Ranked fifth in the nation with a school-record 17.1 yard PR average on 29 returns for a school-record 495 yards and 3 TDs...Also posted 6 KORs for 169 yards (28.2 avg.)...Second-team All-Western State Conference South selection at Santa Monica Junior College as a sophomore in 1998...Registered 54 receptions for 847 yards and 13 TDs...Averaged a conference-best 32.8 yards on 8 KORs for 262 yards and 1 TD...Earned All-Conference honorable mention recognition after posting 29 catches for 259 yards and 2 TDs as a freshman in 1997.

HIGH SCHOOL, PERSONAL: Prepped at University (Los Angeles, CA) HS and was a letterman in football and track...Was an All-Metro League selection as well as an All-California Interscholastic Federation selection as a WR and DB in football...Was also named as an All-City selection as a high-hurdler and also excelled in the triple jump and 300-meter hurdles...Steve and his wife, Angie, have three sons, Peyton (17), Boston (10) and Steve Jr. (1) and one daughter, Baylee (14).

COMMUNITY: Was active in the Charlotte community during his 13 years as a Carolina Panther, establishing the Steve Smith Family Foundation, which is focused on the emotional, physical and spiritual needs of the community, one person at a time...Foundation supports many human interests, including victims of domestic violence, child health and wellness and underserved and impoverished children in the developing world...Smith held a football camp at Fort Belvoir (VA) military base in 2014 and one in Vogelweh Air Base, in Kaiserslautern, Germany in 2015, through ProCamps, for

89 STEVE SMITH SR.

the children of active-duty and retired members of the U.S. military...Also held his annual football ProCamp in Charlotte in June 2014 and was joined by former Panthers' teammate Luke Kuechly, who helped instruct the campers in the two-day event for children in grades 1-8...Smith also hosts the annual Lace Up Son 5K at the Siskey YMCA in Matthews, NC, with proceeds benefiting the Siskey YMCA's Annual Campaign, which supports families in the Charlotte area with Y programs that inspire potential, improve quality of life and ensure access for all...Supported the Ravens' and NFL's PLAY 60 initiative, the movement for a more active generation, by participating in a kickoff assembly at Collington Square Elementary School (Baltimore City)...Joined youth from Liberty Elementary School (Baltimore City) to participate in conjunction with the United Way for the team's annual Hometown Huddle event at M&T Bank Stadium...Led children through drills at the Ravens' second-annual

military youth football clinic at Ft. Meade...Participated in a number of Baltimore-area holiday events, including serving Thanksgiving meals to people in need at the Helping Up Mission men's shelter and Night of Peace family shelter, donating 250 pairs of shoes to children in Baltimore City's Curtis Bay neighborhood, as well as providing a hot meal for their families...Also participated in the annual Ravens' cold weather distribution, handing out coats and other cold weather gear to those in need, at the Helping Up Mission... Was the player host for the Ravens' 10th Annual Holiday Helpers Event, where players and cheerleaders act as celebrity shoppers to underprivileged youth...Smith Sr. also supported a number of his teammates' events throughout the 2014 season, including Lardarius Webb's annual Charity Softball Game, the Jacoby Jones charity bowling night, the Haloti Ngata Family Foundation's annual luau and served as a guest server at Torrey Smith's Celebrity Server Night.

REGULAR SEASON

Year	Team	GP	GS	RECEIVING					RUSHING				
				No.	Yards	Avg.	LG	TD	No.	Yards	Avg.	LG	TD
2001	Carolina	15	1	10	154	15.4	33	0	4	43	10.8	39	0
2002	Carolina	15	13	54	*872	16.1	*69	3	1	-4	-4.0	-4	0
2003	Carolina	16	11	*88	*1,110	12.6	*67t	*7	11	42	3.8	14	0
2004	Carolina	1	1	6	60	10.0	15	0	0	0	0.0	0	0
2005	Carolina	16	16	^#*103	^#*1,563	15.2	*80t	#*12	4	25	6.3	20t	1
2006	Carolina	14	14	*83	*1,166	*14.0	*72t	*8	8	61	7.6	24t	1
2007	Carolina	15	15	*87	*1,002	11.5	*74t	*7	9	66	7.3	22	0
2008	Carolina	14	14	*78	*1,421	18.2	65t	*6	5	40	8.0	23	0
2009	Carolina	15	15	*65	*982	15.1	*66	*7	5	22	4.4	17	0
2010	Carolina	14	14	*46	*554	12.0	39	2	1	9	9.0	9	0
2011	Carolina	16	16	*79	*1,394	*17.6	77t	*7	6	56	9.3	23	0
2012	Carolina	16	16	*73	*1,174	16.1	66	4	3	27	9.0	15	0
2013	Carolina	15	15	64	745	11.6	44	4	0	0	0.0	0	0
2014	Baltimore	16	16	*79	*1,065	13.5	*80t	6	0	0	0.0	0	0
Totals		198	177	915	13,262	14.5	80t	73	57	387	6.8	39	2

* LED TEAM

LED NFL

^ PANTHERS FRANCHISE RECORD

CAREER SINGLE-GAME HIGHS (REGULAR SEASON)

RECEIVING

Receptions:

14 (11/20/05 at Chi.)

Yardage:

201 (10/30/05 vs. Min.)

Long Gain:

80t 2 times (last: 9/7/14 vs. Cin.)

Touchdowns:

3 2 times (last: 9/16/07 vs. Hou.)

RUSHING

Carries:

2 8 times (last: 12/13/09 at NE)

Yardage:

39 (11/18/01 vs. SF)

Long Gain:

39 (11/18/01 vs. SF)

Touchdowns:

1 2 times (last: 10/29/06 vs. Dal.)

100-yard Receiving Games: 47 (last: 110 yards, 10/12/14 at TB)

Additional Statistics: Has 98 KORs for 2,372 yards (24.2 avg.), with a long of 99t and 2 TDs. Has also recorded 178 PRs (47 fair catches) for 1,652 yards (9.3 avg.), with a long of 87t and 4 TDs

POSTSEASON

Year	Team	GP	GS	RECEIVING					RUSHING				
				No.	Yards	Avg.	LG	TD	No.	Yards	Avg.	LG	TD
2003	Carolina	4	4	18	404	22.4	70	3	1	7	7.0	7	0
2005	Carolina	3	3	27	335	12.4	58t	3	4	38	9.5	22t	1
2008	Carolina	1	1	2	43	21.5	35	1	0	0	0.0	0	0
2013	Carolina	1	1	4	74	18.5	31t	1	0	0	0.0	0	0
2014	Baltimore	2	2	8	145	18.1	40	1	0	0	0.0	0	0
Totals		11	11	59	1,001	17.0	70t	9	5	45	9.0	22t	1



BALTIMORE
RAVENS

55

TERRELL SUGGS

OUTSIDE LINEBACKER | 6-3 | 265

COLLEGE: Arizona State **HS:** Hamilton (Chandler, AZ)

BORN: 10/11/82, Minneapolis, MN

EXP. (NFL/RAVENS): 13/13 **GP/GS (PLAYOFFS):** 181/165 (17/17)

TRANSACTIONS

Terrell Suggs re-signed with the Ravens (four-year contract) on 2/17/14...Activated from PUP (Achilles) on 10/20/12...Placed on PUP (Achilles) on 8/27/12...Re-signed with Baltimore (six-year contract) on 7/15/09...Was originally selected by Baltimore in the first round (10th overall) of the 2003 NFL Draft.

HONORS

- Six-time Pro Bowler (2004, 2006, 2008, 2010-11 and 2013)
- Pro Bowl first alternate (2014)
- *Associated Press* Defensive Player of the Year (2011)
- *Pro Football Weekly* Defensive Player of the Year (2011)
- KC 101 Defensive Player of the Year (2011)
- AFC Defensive Player of the Month (Dec., 2011)
- AFC Defensive Player of the Month (Nov., 2010)
- AFC Defensive Player of the Week (Week 14, Week 12 and Week 1, 2011)
- AFC Defensive Player of the Week (Week 7, 2008)
- AFC Defensive Player of the Week (Week 13, 2005)
- *Associated Press* Defensive Rookie of the Year (2003)
- *Associated Press* first-team All-Pro (2011)
- *Associated Press* second-team All-Pro (2008)
- Butkus Award (best LB) co-winner with Cowboys LB DeMarcus Ware (2011)
- Ed Block Courage Award Winner (2012)
- *Football Digest* second-team All-Pro (2006)
- *Pro Football Weekly* first-team All-NFL (2011)
- *Sporting News* All-Pro Team (2011)
- Tied an NFL rookie record (Santana Dotson) with a sack in each of his first four NFL games
- Defensive Rookie of the Month (Sept. 2003)



CAREER

- Ravens all-time leader in sacks (106.5) and sack yardage (-760)
- Also owns the Ravens' record for FFs (29) and is second in FRs (13)
- His 823 tackles (544 solo) entering 2015 are second most (Ray Lewis - 2,643) in Ravens history
- Produced a single-season franchise-record 7 FFs in 2011
- Owns 50 PD and 7 INTs (2 returned for TDs - both in 2008)
- Became just the 31st player in NFL history to amass 100-career sacks after producing 6 tackles (4 solo) and 1 QB drop (-6 yards) in the 34-27 victory at NO (11/24/14)...Also recorded his 800th-career tackle against the Saints
- Scored his first-career TD on a 44-yard INT return at Mia. (10/19/08)
- Recorded a career-high 102 tackles (62 solo) in 2008
- Tallied a franchise-rookie-record 12 sacks in 2003
- Ravens all-time leader in postseason sacks and yards (12.5-79)
- One of three NFL players (DeMarcus Ware and Jared Allen) to post 10-plus sacks in four of the past five seasons (2010-14)

55 TERRELL SUGGS

2014: (16/16, 2/2) Finished third on the team with 61 tackles (36 solo), adding 12 sacks (second most on the team and tied for the second-highest single-season total of his career)... Also had 1 PD and 1 FR for a defense that finished second in the league (tied with Philadelphia) with a 49 sacks (Buffalo - 54)...Teamed up with OLB Elvis Dumervil (17) to post the NFL's most sacks by a duo (29) in 2014

- Started both postseason contests and produced 8 tackles, 1 PD, his first-career postseason INT and a half-sack (-2 yards) for a defense that produced 7 sacks and allowed just 82 rushing yards in two playoff games
- Started and had 6 tackles, 1 PD and 1 INT for a defense that held the Steelers to 68 yards rushing and produced 5 sacks in the 30-17 victory in the **Wild Card game at Pit. (1/3/15)**
- Produced 3 tackles, 1 sack (-9 yards), 1 PD and 1 FR for a defense that held the Browns to 23% on third down (3 of 13) in the 20-10 victory in the **season finale vs. Cle. (12/28)**
- Started and produced 4 tackles and a team-leading 2.5 sacks (-18 yards) for a defense that posted a season-high 8 sacks and held the Jaguars to 28% (5 of 18) on third down in the 20-12 victory in **game 14 vs. Jax. (12/14)**...Tied a franchise record with a sack in his fifth-consecutive game against the Jaguars
- Became just the 31st player in NFL history to amass 100-career sacks after producing 6 tackles (4 solo) and 1 QB drop (-6 yards) in **game 11 at NO (11/24)**...Also recorded his 800th-career tackle against the Saints
- Started and had 2 solo tackles, including 1 sack (-5 yards) in the end zone – the Ravens first safety since 2008 – for a defense that tallied 5 sacks in back-to-back weeks for the first time since 2006 in **game 7 vs. Atl. (10/19)**

2013: (16/16) Earned his sixth Pro Bowl invitation, leading the team with 10 sacks (fifth time in his career he has produced double-digit sacks)...Also finished third on the team with 80 tackles (47 solo) and had 1 FR

- Netted 2 tackles (including his 500th-career solo stop) and 1 FR for a defense that allowed just 3 points and held the Jets to 8% (1-of-12) on third down in the 19-3 win in **game 11 vs. NYJ (11/24)**
- Moved into second on the Ravens' all-time tackles list moving past Kelly Gregg (721-career tackles) – tying for the team lead (James Ihdigbo and Daryl Smith) with 10 stops in **game 6 vs. GB (10/13)**
- Recorded 5 solo tackles, including a career-high-tying 3 sacks (-15 yards), for a defense that allowed 22 rushing

yards (fourth fewest by an opponent in franchise history) in the 26-23 victory in **game 5 at Mia. (10/6)**...With his sacks against the Dolphins, Suggs tied a franchise record with at least 1 sack in five-consecutive games (Paul Kruger, 2012 and Adalius Thomas, 2005 and 2006)

- Led the team with a career-high 17 tackles (9 solo) and 1 sack for -2 yards (his fourth-consecutive game with a sack to open the season) for a defense that forced 3 turnovers in **game 4 at Buf. (9/29)**
- Started (playing in his 150th-career game) and recorded 6 tackles (4 solo), including a sack (-6 yards), in **game 1 at Den. (9/5)**

2012: (8/8, 4/4) Produced 22 tackles (17 solo), 2 sacks (-15 yads) and 4 PD despite playing in just eight games due to injury (missed first six games of the season with an Achilles injury, missed one game due to a biceps injury and another game on a coach's decision to rest injuries)

- Posted 4 solo tackles, including a sack (-7 yards) and 1 PD, for a defense that held the Chargers to 20% on third down (3-of-15) in **game 11 at SD (11/25)**
- Started and finished with 3 tackles (2 solo) and 2 PD in the 55-20 victory in **game 9 vs. Oak. (11/11)**
- Started his first game of the season after returning from an Achilles injury and recorded 4 tackles (3 solo), 1 sack (-8 yards) and 1 PD in **game 7 at Hou. (10/21)**
- Activated from the PUP list on 10/20
- Was placed on the Physically Unable to Perform list (Achilles) on 8/27 and missed the first six weeks of the season
- Totaled 21 tackles (13 solo), 2 sacks (-8 yards), 1 PD and 1 FF for a defense that forced 10 turnovers in four playoff games
- Finished second on the team with 10 solo tackles, 2 sacks (-8 yards), 1 PD and 1 FF in the 38-35 double-overtime win in the **Divisional Playoff at Den. (1/12/13)**

2011: (16/16, 2/2) Earned his fifth Pro Bowl nod and was named NFL Defensive Player of the Year (by multiple outlets) after leading the AFC with a career-high 14 sacks and recording a single-season franchise-record 7 FFs for the NFL's third-ranked defense (288.9 ypg)...Baltimore was also second against the run (92.6 ypg) and the league's top red zone defense...Also had 70 tackles, 6 PD and a career-high-tying 2 INTs

- Earned AFC Defensive Player of the Month honors (Dec./Jan.) after producing 21 tackles, 4 sacks, 2 PD and 4 FFs, helping the Ravens to a 4-1 record to close out the season

DID YOU KNOW?

Entering 2015, the Ravens are 63-24 all time when Suggs records at least a half-sack. Baltimore is 15-1 when he tallies 2 or more sacks and 5-0 when he posts 3-or-more sacks.

55 TERRELL SUGGS

- Posted 5 solo tackles, including a career-high-tying 3 sacks (-12 yards) and a career-high 3 FFs, for a defense that allowed just 167 total yards and held the Colts to 14% (2-of-14) on third down in the 24-10 victory in **game 13 vs. Ind. (12/11)**...With 3 sacks, Suggs established a then-single-season career high with 13 sacks...Set a franchise single-game record with his 3 FFs, earning his third Defensive Player of the Week award in 2011
 - Earned AFC Defensive Player of the Week honors after recording 1 FF and a career-high-tying 3 sacks (-20 yards), part of a franchise-record-tying 9 sacks, in the 16-6 victory in **game 11 vs. SF (11/24)**
 - Led the team with 13 tackles, 1 sack (-7 yards) and 2 QB hits (one of which led to a Ravens' INT) for a defense that held the Cardinals to 18% on third down (2-of-11) and recorded 6 sacks in **game 7 vs. Ari. (10/30)**
 - Recorded 3 tackles and 2 QB hits for a defense that forced 4 turnovers and tied an NFL record with 3 defensive TDs in the 34-17 victory in **game 4 vs. NYJ (10/2)**
 - Netted 4 solo tackles and 1 sack (part of 5 by the Ravens' defense) in the 37-7 victory in **game 3 at STL (9/25)**
 - Earned AFC Defensive Player of the Week honors after turning in a dominant performance, posting 5 solo tackles and a career-high-tying 3 sacks (-25 yards), becoming the Ravens' all-time sacks leader in the 35-7 victory in the **season opener vs. Pit. (9/11)**...Also posted 2 FFs (both of which were recovered by the Ravens and led to scores) for a defense that forced a franchise-record 7 turnovers
 - Finished third on the team with 11 tackles and 1 PD for a team that forced 7 turnovers in two playoff games
- 2010: (16/16, 2/2)** Earned his fourth Pro Bowl nod after recording 58 tackles (38 solo), a team-leading 11 sacks (-73 yards), 2 PD and 2 FFs
- Earned AFC Defensive Player of the Month honors for November after posting 14 tackles and 4 sacks in four games
 - Posted 4 tackles (3 solo), 11 PD and a sack (-11 yards), marking the first time since 2007 that he has posted at least one sack in three-consecutive games in **game 10 at Car. (11/21)**
 - Recorded 4 tackles, including 2 sacks (-14 yards), his first multi-sack game since 9/20/09, in **game 9 at Atl. (11/11)**
 - Netted 2 tackles, including a sack (60th-career sack), in the 17-14 win in **game 4 at Pit. (10/3)**
 - Posted 10 tackles (9 solo), including a team-leading 5 sacks (-25 yards) and 1 FF for a defense that forced 7 turnovers in two postseason contests
 - Turned in a dominant performance, recording 6 tackles (5 solo), a franchise-record-tying 3 sacks (-18 yards) and a FF (that was recovered by the Ravens and returned for a TD) in the **Divisional Playoff at Pit. (1/15/11)**
- 2009: (13/13, 2/2)** Finished sixth on the team with 58 tackles (41 solo), 5 PD, 4.5 sacks (-33 yards), 1 FF and 1 FR for a squad that ranked second in the AFC and third in the NFL in overall defense, after missing three games with a knee injury
- Started and recorded 3 tackles and a sack (-8 yards) on a defense that held the Raiders to 51 rushing yards (2.6 avg.) in the 21-13 victory in **game 16 at Oak. (1/3/10)**
 - Posted 3 tackles for a defense that tied a then-franchise record, forcing 6 turnovers and holding QB Jay Cutler to a Ravens' franchise-record-low 7.9 QB rating in the 31-7 victory in **game 14 vs. Chi. (12/20)**
 - Played in his 100th-career game and posted 6 tackles, including a sack (-14 yards), a FF (on the sack, which was recovered by Dwan Edwards for a TD) and a PD in **game 4 at NE (10/4)**

HOT OFF THE EDGE

Since entering the NFL in 2003, OLB Terrell Suggs' 106.5 sacks rank fifth among active players, while his 760 yards lost stand fourth. Suggs finished second on the Ravens with 12 sacks in 2014 (Elvis Dumervil - 17).



NFL ACTIVE SACKS LEADERS (2003-14)

Rk.	Player	Sacks	Yards
1.	Jared Allen (Chi.)	134.0	838.5
2.	DeMarcus Ware (Den.)	127.0	803.5
3.	Julius Peppers (GB)	113.5	691.0
4.	Robert Mathis (Ind.)	111.0	777.5
5.	Terrell Suggs (Bal.)	106.5	760.0
6.	John Abraham (Ari.)	106.0	735.5
7.	Dwight Freeney (SD)	98.5	731.5
8.	Mario Williams (Buf.)	91.0	523.5
9.	Elvis Dumervil (Bal.)	90.0	580.0
10.	Trent Cole (Ind.)	85.5	663.5

55 TERRELL SUGGS

RAVENS SACKS LEADER

RAVENS ALL-TIME SACKS (Career Leaders)



Rk.	Player (Years)	Sacks
1.	Terrell Suggs (2003-14)	106.5
2.	Peter Boulware (1997-2005)	70.0
3.	Michael McCrary (1997-2002)	51.0
4.	Ray Lewis (1996-2012)	41.5
5.	Adalius Thomas (2000-06)	38.5



- Started both playoff games and tied for fourth on the team with 10 tackles, 1 sack (-9 yards), 1 FF and 1 FR on a defense that allowed just 106 rushing yards and 2.5 ypr
- Netted 3 tackles, a sack (-9 yards), a FF and a FR (which led to a Ravens' TD 5 plays later) as part of a defense that allowed just 64 yards rushing in the 33-14 victory in the **Wild Card Game at NE (1/10/10)**...Ravens held QB Tom Brady to a 49.1 QB rating, while forcing 4 turnovers, including 3 INTs
- **2008: (16/16, 3/3)** Earned his third Pro Bowl nod after finishing third on the team with a career-high 102 tackles (62 solo), a team-leading 8 sacks (-69.5 yards), a career-high 11 PD, 2 FFs, 1 FR and tied his career high with 2 INTs, both of which he returned for TDs (44 and 42 yards, respectively) for the NFL's second-ranked defense...Ravens finished 2008 not allowing a 100-yard rusher in 35-consecutive games
- Dominated by making 9 tackles, 2 QB hits, 2 PD and an INT, which he returned 42 yards for a TD, to seal a 10-point victory in **game 8 at Cle. (11/2)**...It was his second INT returned for a TD in three weeks
- Turned in another massive performance, recording 9 tackles, including 2 TFL and 1 sack – the 50th sack of his career – in the 29-10 victory in **game 7 vs. Oak. (10/26)**
- Earned AFC Defensive Player of the Week honors after posting 8 tackles (6 solo), a sack (-7 yards) and an INT (first pick since 2005 season), which he returned 44 yards for his first-career TD in **game 6 at Mia. (10/19)**
- Posted 11 tackles (10 solo), 1 FR and a postseason career-high and team-leading 4 sacks (-35 yards) while starting all three games
- Started and produced a then-postseason career-high 2 sacks (-17 yards) despite playing with a significant shoulder injury after not practicing all week in the **AFC Championship at Pit. (1/18/09)**
- **2007: (16/16)** Finished fourth on the team with 95 tackles, including a team-leading 5 sacks (-34 yards)...He also recorded 7 PD (tied a then-career-high) and 1 FF
- Led the team with a then-career-high 14 tackles, 1 sack (-9 yards) and 3 additional QB hits in **game 8 at Pit. (11/5)**
- Helped hold the Jets to 2.6 yards per rush, posting 6 tackles and a career-high 3 PD in **game 2 vs. NYJ (9/16)**
- **2006: (16/15, 1/1)** Named to his second Pro Bowl after posting 86 tackles, including 63 solo...Also tied for third on the team with 9.5 sacks (-64.5 yards), 7 PD, 3 FFs and 2 FRs
- Started and produced a then-postseason career-high 10 tackles and 1 FF while helping hold the Colts to 2.9 yards per rush in the **Divisional Playoff vs. Ind. (1/13/07)**
- **2005: (16/16)** Finished fifth on the team with 86 tackles (65 solo), 8 sacks (-64.5 yards), 6 FFs, 1 FR, 3 PD and a career-high 2 INTs (returned for 38 yards)
- Shared the defensive game ball (Adalius Thomas), when he netted 6 tackles (5 solo) and a career-high 3 sacks (-24 yards) and 1 FF in the 16-15 win in **game 12 vs. Hou. (12/4)**
- **2004: (16/16)** Earned his first-career Pro Bowl berth after leading the team with 10.5 sacks (third in the AFC)...Recorded 72 tackles, had 1 PD, 1 FF and 2 FRs
- Posted 7 tackles, including 1 sack (-7 yards) in **game 10 vs. Dal. (11/21)**...Sack was the 20th of his career in his 26th game, tying him for the fourth-fastest in NFL history to the 20-sack mark...Also had 1 FR, which led to a Ravens' TD two plays later
- **2003: (16/1, 1/1)** Finished fourth in the AFC and eighth in the NFL with a franchise rookie-record 12 sacks (-97 yards)... Totaled 33 tackles, 6 FFs, 4 FRs, 3 PD and 1 INT in 2003... Became just the second Raven (Peter Boulware – 1997) to earn *Associated Press* Defensive Rookie of the Year honors... Also earned Defensive Rookie of the Month (September)
- Posted 5 tackles, including 2 sacks (-9 yards), which established a new franchise rookie record with 12 sacks (Peter Boulware – 11.5 in 1997) in **game 15 at Cle. (12/21)**
- Tied an NFL record (Santana Dotson – 1992) with a sack in each of the first four games of his career in **game 4 vs. KC (9/28)**
- Was used mainly in passing situations at DE and recorded his third sack in as many games in the 24-10 win in **game 3 at SD (9/21)**...Pulled in his first-career INT against the Chargers, leading to a Jamal Lewis TD two plays later
- Subbed and recorded his first NFL sack (-7 yards) in his first NFL game in the **season opener at Pit. (9/7)**

55 TERRELL SUGGS

2014

GAME-BY-GAME DEFENSE

RAVENS

Date/Opp.	TT	Solo	Asst.	Sacks	INT	PD	FF	FR
9/7 vs. Cin.	5	2	3	0-0	0-0	0	0	0
9/11 vs. Pit.	3	0	3	0-0	0-0	0	0	0
9/21 @ Cle.	3	3	0	0-0	0-0	0	0	0
9/28 vs. Car.	2	0	2	0.5-6	0-0	0	0	0
10/5 @ Ind.	2	1	1	0-0	0-0	0	0	0
10/12 @ TB	2	2	0	1-10	0-0	0	0	0
10/19 vs. Atl.	2	2	0	1-5	0-0	0	0	0
10/26 @ Cin.	4	2	2	1-6	0-0	0	0	0
11/2 @ Pit.	3	2	1	0-0	0-0	0	0	0
11/9 vs. Ten.	6	2	4	1.5-9	0-0	0	0	0
11/24 @ NO	6	4	2	1-6	0-0	0	0	0
11/30 vs. SD	3	2	1	1-7	0-0	0	0	0
12/7 @ Mia.	6	4	2	1.5-11	0-0	0	0	0
12/14 vs. Jax.	4	2	2	2.5-18	0-0	0	0	0
12/21 @ Hou.	7	6	1	0-0	0-0	0	0	0
12/28 vs. Cle.	3	2	1	1-9	0-0	1	0	1
Totals	61	36	25	12-87	0-0	1	0	1

Playoffs

1/3/15 @ Pit.	6	2	4	0-0	1-3	1	0	0
1/10/15 @ NE	2	1	1	0.5-2	0-0	0	0	0
Totals	8	3	5	0.5-2	1-3	1	0	0

2012

GAME-BY-GAME DEFENSE

RAVENS

Date/Opp.	TT	Solo	Asst.	Sacks	INT	PD	FF	FR
9/10 vs. Cin.				PUP - ACHILLES				
9/16 @ Phi.				PUP - ACHILLES				
9/23 vs. NE				PUP - ACHILLES				
9/27 vs. Cle.				PUP - ACHILLES				
10/7 @ KC				PUP - ACHILLES				
10/14 vs. Dal.				PUP - ACHILLES				
10/21 @ Hou.	4	3	1	1-8	0-0	1	0	0
11/4 @ Cle.	3	2	1	0-0	0-0	0	0	0
11/11 vs. Oak.	3	2	1	0-0	0-0	2	0	0
11/18 @ Pit.	3	1	2	0-0	0-0	0	0	0
11/25 @ SD	4	4	0	1-7	0-0	1	0	0
12/2 vs. Pit.	2	2	0	0-0	0-0	0	0	0
12/9 @ Was.				INACTIVE - BICEPS				
12/16 vs. Den.	1	1	0	0-0	0-0	0	0	0
12/23 vs. NYG	2	2	0	0-0	0-0	0	0	0
12/30 @ Cin.				INACTIVE - COACH'S DECISION				
Totals	22	17	5	2-15	0-0	4	0	0

Playoffs

1/6/13 vs. Ind.	2	0	2	0-0	0-0	0	0	0
1/12/13 @ Den.	10	10	0	2-8	0-0	1	1	0
1/20/13 @ NE	7	2	5	0-0	0-0	0	0	0
2/3/13 @ SF	2	1	1	0-0	0-0	0	0	0
Totals	21	13	8	2-8	0-0	1	1	0

2010

GAME-BY-GAME DEFENSE

RAVENS

Date/Opp.	TT	Solo	Asst.	Sacks	INT	PD	FF	FR
9/13 @ NYJ	6	4	2	0.5-3	0-0	0	1	0
9/19 @ Cin.	5	3	2	0-0	0-0	0	0	0
9/26 vs. Cle.	5	3	2	1-0	0-0	0	0	0
10/3 @ Pit.	2	1	1	1-7	0-0	0	0	0
10/10 vs. Den.	2	0	2	0-0	0-0	0	0	0
10/17 @ NE	3	2	1	1-8	0-0	1	0	0
10/24 vs. Buf.	6	2	4	0-0	0-0	0	0	0
11/7 vs. Mia.	2	2	0	1-9	0-0	0	0	0
11/11 @ Atl.	4	2	2	2-14	0-0	0	0	0
11/21 @ Car.	4	3	1	1-11	0-0	1	0	0
11/28 vs. TB	4	3	1	0-0	0-0	0	0	0
12/5 vs. Pit.	2	1	1	1.5-13	0-0	0	0	0
12/13 @ Hou.	4	4	0	1-3	0-0	0	0	0
12/19 vs. NO	4	4	0	1-5	0-0	0	1	0
12/26 @ Cle.	2	1	1	0-0	0-0	0	0	0
1/2/11 vs. Cin.	3	3	0	0-0	0-0	0	0	0
Totals	58	38	20	11-73	0-0	2	2	0

Playoffs

1/9/11 @ KC	4	4	0	2-7	0-0	0	0	0
1/15/11 @ Pit.	6	5	1	3-18	0-0	0	1	0
Totals	10	9	1	5-25	0-0	0	1	0

2013

GAME-BY-GAME DEFENSE

RAVENS

Date/Opp.	TT	Solo	Asst.	Sacks	INT	PD	FF	FR
9/5 @ Den.	6	4	2	1-6	0-0	0	0	0
9/15 vs. Cle.	6	2	4	1-2	0-0	0	0	0
9/22 vs. Hou.	2	1	1	1-8	0-0	0	0	0
9/29 @ Buf.	17	9	8	1-2	0-0	0	0	0
10/6 @ Mia.	5	5	0	3-15	0-0	0	0	0
10/13 vs. GB	10	4	6	0-0	0-0	0	0	0
10/20 @ Pit.	7	6	1	1-4	0-0	0	0	0
11/3 @ Cle.	7	4	3	1-5	0-0	0	0	0
11/10 vs. Cin.	4	2	2	0-0	0-0	0	0	0
11/17 @ Chi.	1	1	0	0-0	0-0	0	0	0
11/24 vs. NYJ	2	1	1	0-0	0-0	0	0	1
11/28 vs. Pit.	1	1	0	0-0	0-0	0	0	0
12/8 vs. Min.	6	5	1	0-0	0-0	0	0	0
12/16 @ Det.	0	0	0	0-0	0-0	0	0	0
12/22 vs. NE	5	2	3	1-6	0-0	0	0	0
12/29 @ Cin.	1	0	1	0-0	0-0	0	0	0
Totals	80	47	33	10-48	0-0	0	0	1

2011

GAME-BY-GAME DEFENSE

RAVENS

Date/Opp.	TT	Solo	Asst.	Sacks	INT	PD	FF	FR
9/11 vs. Pit.	5	5	0	3-25	0-0	0	2	0
9/18 @ Ten.	3	2	1	0-0	1-0	2	0	0
9/25 @ STL	4	4	0	1-10	0-0	0	0	0
10/2 vs. NYJ	3	2	1	0-0	0-0	0	0	0
10/16 vs. Hou.	0	0	0	0-0	0-0	1	0	0
10/24 @ Jax.	5	4	1	1-9	0-0	0	0	0
10/30 vs. Ari.	13	9	4	1-7	0-0	0	0	0
11/6 @ Pit.	1	0	1	0-0	1-9	1	0	0
11/13 @ Sea.	7	2	5	0-0	0-0	0	0	0
11/20 vs. Cin.	5	3	2	0-0	0-0	0	0	0
11/24 vs. SF	3	3	0	3-20	0-0	0	1	0
12/4 @ Cle.	4	2	2	1-7	0-0	1	0	0
12/11 vs. Ind.	5	5	0	3-12	0-0	0	3	0
12/18 @ SD	2	2	0	0-0	0-0	0	0	0
12/24 vs. Cle.	4	3	1	0-0	0-0	0	0	0
1/1/12 @ Cin.	6	4	2	1-1	0-0	1	1	0
Totals	70	50	20	14-91	2-9	6	7	0

Playoffs

1/15/12 vs. Hou.	6	5	1	0-0	0-0	1	0	0
1/22/12 @ NE	5	2	3	0-0	0-0	0	0	0
Totals	11	7	4	0-0	0-0	1	0	0

2009

GAME-BY-GAME DEFENSE

RAVENS

Date/Opp.	TT	Solo	Asst.	INT	FF	FR	Sacks	PD
9/13 vs. KC	3	3	0	0-0	0	0	0-0	1
9/20 @ SD	5	3	2	0-0	0	0	1.5-10	0
9/27 vs. Cle.	6	6	0	0-0	0	0	0-0	1
10/4 @ NE	6	4	2	0-0	1	0	1-14	1
10/11 vs. Cin.	6	3	3	0-0	0	0	0-0	0
10/18 @ Min.	5	4	1	0-0	0	0	0-0	0
11/1 vs. Den.	6	5	1	0-0	0	1	0-0	0
11/8 @ Cin.	4	3	1	0-0	0	0	1-1	0
11/16 @ Cle.	2	1	1	0-0	0	0	0-0	1
11/22 vs. Ind.				INACTIVE - KNEE				
11/29 vs. Pit.				INACTIVE - KNEE				
12/7 @ GB				INACTIVE - KNEE				
12/13 vs. Det.	4	3	1	0-0	0	0	0-0	0
12/20 vs. Chi.	3	1	2	0-0	0	0	0-0	0
12/27 @ Pit.	5	3	2	0-0	0	0	0-0	1
1/3/10 @ Oak.	3	2	1	0-0	0	0	1-8	0
Totals	58	41	17	0-0	1	1	4.5-33	5

Playoffs

1/10/10 @ NE	3	2	1	0-0	1	1	1-9	0
1/16/10 @ Ind.	7	5	2	0-0	0	0	0-0	0
Totals	10	7	3	0-0	1	1	1-9	0



55 TERRELL SUGGS

2008

GAME-BY-GAME DEFENSE RAVENS

Date/Opp.	TT	Solo	Asst.	INT	FF	FR	Sacks	PD
9/7 vs. Cin.	8	5	3	0-0	0	0	0-0	2
9/21 vs. Cle.	3	3	0	0-0	1	0	2-17	0
9/29 @ Pit.	6	5	1	0-0	0	0	1-7	0
10/5 vs. Ten.	4	3	1	0-0	0	0	0-0	0
10/12 @ Ind.	9	6	3	0-0	0	0	0-0	0
10/19 @ Mia.	8	6	2	1-44t	0	0	1-7	1
10/26 vs. Oak.	9	4	5	0-0	0	0	1-13	0
11/2 @ Cle.	9	3	6	1-42t	0	0	0-0	2
11/9 @ Hou.	3	2	1	0-0	0	0	0-0	0
11/16 @ NYG	11	6	5	0-0	0	0	0-0	0
11/23 vs. Phi.	5	3	2	0-0	0	0	0-0	0
11/30 @ Cin.	3	2	1	0-0	0	0	0.5-1	2
12/7 vs. Was.	8	4	4	0-0	0	0	1-13	2
12/14 vs. Pit.	4	1	3	0-0	1	0	1-9	0
12/20 @ Dal.	6	4	2	0-0	0	0	0.5-2.5	2
12/28 vs. Jax.	6	5	1	0-0	0	1	0-0	0
Totals	102	62	40	2-86	2	1	8-69.5	11

Playoffs

1/4/09 @ Mia.	4	4	0	0-0	0	1	1-12	0
1/10/09 @ Ten.	5	4	1	0-0	0	0	1-6	0
1/18/09 @ Pit.	2	2	0	0-0	0	0	2-17	0
Totals	11	10	1	0-0	0	1	4-35	0

2007

GAME-BY-GAME DEFENSE RAVENS

Date/Opp.	TT	Solo	Asst.	INT	FF	FR	Sacks	PD
9/10 @ Cin.	3	2	1	0-0	0	0	0-0	0
9/16 vs. NYJ	6	4	2	0-0	0	0	0-0	3
9/23 vs. Ari.	4	3	1	0-0	0	0	0-0	0
9/30 @ Cle.	4	2	2	0-0	0	0	0-0	0
10/7 @ SF	5	1	4	0-0	0	0	0-0	0
10/14 vs. STL	4	2	2	0-0	0	0	1-7	1
10/21 @ Buf.	9	5	4	0-0	0	0	1-6	0
11/5 @ Pit.	14	6	8	0-0	0	0	1-9	0
11/11 vs. Cin.	9	4	5	0-0	0	0	0-0	0
11/18 vs. Cle.	11	7	4	0-0	1	0	1-5	0
11/25 @ SD	4	4	0	0-0	0	0	0-0	0
12/3 vs. NE	3	3	0	0-0	0	0	0-0	0
12/9 vs. Ind.	4	0	4	0-0	0	0	0-0	0
12/16 @ Mia.	6	4	2	0-0	0	0	1-7	2
12/23 @ Sea.	5	2	3	0-0	0	0	0-0	0
12/30 vs. Pit.	4	2	2	0-0	0	0	0-0	1
Totals	95	51	44	0-0	1	0	5-34	7



55 TERRELL SUGGS

2006

GAME-BY-GAME DEFENSE

RAVENS

Date/Opp.	TT	Solo	Asst.	INT	FF	FR	Sacks	PD
9/10 @ TB	6	5	1	0-0	0	0	0-0	1
9/17 vs. Oak.	9	8	1	0-0	1	1	2-14	0
9/24 @ Cle.	3	2	1	0-0	0	0	1-9	1
10/1 vs. SD	2	1	1	0-0	0	0	0-0	0
10/9 @ Den.	4	3	1	0-0	1	0	0-0	1
10/15 vs. Car.	6	4	2	0-0	0	0	0-0	1
10/29 @ NO	2	1	1	0-0	0	0	0-0	1
11/5 vs. Cin.	6	3	3	0-0	0	0	0-0	0
11/12 @ Ten.	4	4	0	0-0	0	0	0-0	0
11/19 vs. Atl.	4	4	0	0-0	0	0	1-5	0
11/26 vs. Pit.	8	7	1	0-0	0	0	2-13	0
11/30 @ Cin.	3	0	3	0-0	0	0	0-0	0
12/10 @ KC	13	10	3	0-0	1	1	1-5	0
12/17 vs. Cle.	7	5	2	0-0	0	0	1-7	0
12/24 @ Pit.	5	3	2	0-0	0	0	0.5-0.5	1
12/31 vs. Buf.	4	3	1	0-0	0	0	1-11	1
Totals	86	63	23	0-0	3	2	9.5-64.5	7

Playoffs

1/13/07 vs. Ind.	10	9	1	0-0	1	0	0-0	0
Totals	10	9	1	0-0	1	0	0-0	0

2004

GAME-BY-GAME DEFENSE

RAVENS

Date/Opp.	TT	Solo	Asst.	INT	FF	FR	Sacks	PD
9/12 @ Cle.	6	5	1	0-0	0	0	0-0	0
9/19 vs. Pit.	5	3	2	0-0	0	1	1-8	0
9/26 @ Cin.	3	2	1	0-0	0	0	2-17	0
10/4 vs. KC	4	1	3	0-0	0	0	0-0	0
10/10 @ Was.	7	6	1	0-0	0	0	2-13	0
10/24 vs. Buf.	7	5	2	0-0	1	0	2-12	0
10/31 @ Phi.	3	2	1	0-0	0	0	0-0	1
11/7 vs. Cle.	4	4	0	0-0	0	0	0.5-3.5	0
11/14 @ NYJ	1	1	0	0-0	0	0	0-0	0
11/21 vs. Dal.	7	2	5	0-0	0	1	1-7	0
11/28 @ NE	4	4	0	0-0	0	0	0-0	0
12/5 vs. Cin.	4	3	1	0-0	0	0	1-9	0
12/12 vs. NYG	3	1	2	0-0	0	0	0-0	0
12/19 @ Ind.	3	2	1	0-0	0	0	0-0	0
12/26 @ Pit.	4	3	1	0-0	0	0	0-0	0
1/2/05 vs. Mia.	7	4	3	0-0	0	0	1-14	0
Totals	72	48	24	0-0	1	2	10.5-83.5	1

2005

GAME-BY-GAME DEFENSE

RAVENS

Date/Opp.	TT	Solo	Asst.	INT	FF	FR	Sacks	PD
9/11 vs. Ind.	4	4	0	0-0	0	0	0-0	0
9/18 @ Ten.	4	3	1	0-0	0	0	0-0	0
10/2 vs. NYJ	7	5	2	0-0	0	0	0.5-3.5	0
10/9 @ Det.	5	4	1	1-38	1	0	0-0	1
10/16 vs. Cle.	5	3	2	0-0	1	0	1-9.0	1
10/23 @ Chi.	11	8	3	0-0	0	0	0-0	0
10/31 @ Pit.	4	4	0	0-0	0	0	0.5-6.0	0
11/6 vs. Cin.	4	3	1	0-0	1	0	0-0	0
11/13 @ Jax.	2	1	1	0-0	0	0	0-0	0
11/20 vs. Pit.	3	2	1	1-0	0	0	0-0	1
11/27 @ Cin.	6	5	1	0-0	0	0	0-0	0
12/4 vs. Hou.	6	5	1	0-0	1	0	3-24	0
12/11 @ Den.	3	2	1	0-0	0	1	0-0	0
12/19 vs. GB	7	7	0	0-0	0	0	1-8.0	0
12/25 vs. Min.	7	5	2	0-0	0	0	0.5-4	0
1/1/06 @ Cle.	8	4	4	0-0	2	0	1.5-10.0	0
Totals	86	65	21	2-38	6	1	8-64.5	3

2003

GAME-BY-GAME DEFENSE

RAVENS

Date/Opp.	TT	Solo	Asst.	INT	FF	FR	Sacks	PD
9/7 @ Pit.	1	1	0	0-0	0	0	1-7	0
9/14 vs. Cle.	4	3	1	0-0	0	0	1-12	0
9/21 @ SD	1	1	0	1-11	0	0	1-13	0
9/28 vs. KC	2	1	1	0-0	0	0	1-7	0
10/12 @ Ari.	0	0	0	0-0	0	0	0-0	0
10/19 @ Cin.	0	0	0	0-0	0	0	0-0	0
10/26 vs. Den.	3	3	0	0-0	1	0	1-12	0
11/2 vs. Jax.	1	1	0	0-0	1	0	1-10	0
11/9 @ STL	2	2	0	0-0	0	0	0-0	0
11/16 @ Mia.	1	0	1	0-0	0	0	0-0	0
11/23 vs. Sea.	2	2	0	0-0	1	1	2-15	0
11/30 vs. SF	1	1	0	0-0	0	0	0-0	1
12/7 vs. Cin.	2	2	0	0-0	1	1	2-12	0
12/14 @ Oak.	2	2	0	0-0	0	0	0-0	1
12/21 @ Cle.	5	3	2	0-0	2	1	2-9	1
12/28 vs. Pit.	6	4	2	0-0	0	1	0-0	0
Totals	33	26	7	1-11	6	4	12-97	3

Playoffs

1/3/04 vs. Ten.	2	1	1	0-0	0	0	0-0	0
Totals	2	1	1	0-0	0	0	0-0	0

COLLEGE: Shattered school, conference and NCAA single-season records with 24 sacks in 2002...One of the most dominant pass rushers in the history of college football, Suggs entered the draft after his junior season...His career totals of 44 sacks and 65.5 TFL set school records...Started 34 of 36 games over his three-year career at Arizona State, amassing 163 tackles (109 solo), including 44 sacks, 14 FFs, 3 FRs, 2 INTs and 9 PD...Consensus All-American and first-team All-Pac 10 Conference selection as a junior...Recipient of the Bronko Nagurski Award (nation's top defensive player), Lombardi Trophy (nation's top lineman) and Morris Trophy (Pac-10's top lineman)...Also named Pac-10 Defensive Player of the Year...Winner of the Hendricks Award, given to college football's premier DE and voted team MVP...Started every game at DE as a junior and recorded 73 tackles (44 solo)...Set school, conference and NCAA single-season records with 24 sacks, topping the previous school and conference marks of 19 by Al Harris (Arizona State) in 1978 and 17.5 by Syracuse's Dwight Freeney in 2001...His 31.5 TFL broke the previous conference

mark of 28 by Stanford's Ron George in 1990...Second-team All-American selection by *The NFL Draft Report*, third-team All-America from *Football News* and a first-team All-Pac 10 choice as a sophomore...Named Pac-10 Freshman of the Year...*Football News* first-team Freshman All-American and third-team Freshman All-America selection by *The Sporting News*...Secondary education/history major.

HIGH SCHOOL, PERSONAL: *Parade* All-American in 2000 and Gatorade Arizona Player of the Year at Hamilton (Chandler, AZ) HS...Rated the No. 6 player in the Far West and the No. 3 Athlete in the Western region by *PrepStar*...Named to the All-American team and Arizona Player of the Year by *USA Today*...Ranked the 60th-best player in the nation by *The Sporting News*...Made second-team All-West Team by *The Orange County Register*...Rated the No. 19 player on the Western Region Super 30 by *SportsLine/PrepStar*...Arizona 5A Player of the Year by the *Phoenix Metro*...Arizona Player of the Year by Super All-State '99...Member of the first-team offense on the Super All-State 1999...First-team All-State and

55 TERRELL SUGGS

All-Region...Rushed 297 times for 2,274 yards and 26 TDs... Transferred from Chandler (AZ) HS, where he was a blocking back and LB...Set the school record with 367 rushing yards and 5 TDs in a single game...First in the state in rushing yards (2,274), third in TDs (26) and fourth in scoring (156)... Once scored 4 TDs and had 205 yards in three quarters... Lettered three times in football, three times in basketball and once in track and field...Is also a movie aficionado, with a TV, DVD player and sound system in his Ravens locker... Suggs co-wrote and produced "When Beautiful People Do Ugly Things," a short film that was shot in Baltimore and was shown at the Cannes Film Festival in France in May 2011... Suggs' independent film company, Team Sizzle Productions, had another film, "The Commitment," selected to Cannes in 2012...Suggs was the producer, while Rich Volin wrote and directed the movie...Suggs' movie "The Coalition," which he wrote and produced, was released in 2012...He is also in pre-

production on his third feature film "Everything About You"... Also, during the 2012 offseason, Suggs was one of 20 players selected to take part in the NFL's first-ever Hollywood Boot Camp...The four-day event is designed to provide current and former players an opportunity to get a taste of the motion picture business.

COMMUNITY: Annually hosts the "Team Sizzle Worldwide Celebrity Weekend," a charitable event to benefit the William E. Proudford Sickle Cell Fund...Inspired by a chance encounter with a teen who suffers from sickle cell anemia, Suggs' charitable focus is on funding research efforts and care for those who have the disease...Continues to support his alma mater, Hamilton (Chandler, AZ) HS, and has provided uniforms, cleats and gloves to the football team... Suggs' AAU basketball team (Team Sizzle) won the under-13 Championship with a 23-1 record in June 2014.

REGULAR SEASON

Year	Team	GP	GS	TACKLES			SACKS		INTERCEPTIONS					FUMBLES		
				TT	Solo	Asst.	No.	Yards	No.	Yards	LG	TD	PD	FF	FR	Yards
2003	Baltimore	16	1	33	26	7	*#12.0	*97.0	1	11	11	0	3	*6	4	7
2004	Baltimore	16	16	72	48	24	*10.5	*83.5	0	0	0	0	1	1	2	24
2005	Baltimore	16	16	86	65	21	8.0	64.5	2	38	38	0	3	*6	1	0
2006	Baltimore	16	15	86	63	23	9.5	64.5	0	0	0	0	7	3	2	0
2007	Baltimore	16	16	95	51	44	*5.0	34.0	0	0	0	0	7	1	0	0
2008	Baltimore	16	16	102	62	40	*8.0	*69.5	2	86	44†	2	11	2	1	0
2009	Baltimore	13	13	58	41	17	4.5	33.0	0	0	0	0	5	1	1	0
2010	Baltimore	16	16	58	38	20	*11.0	*73.0	0	0	0	0	2	2	0	0
2011	Baltimore	16	16	70	50	20	*14.0	*91.0	2	9	9	0	6	**^7	0	0
2012	Baltimore	8	8	22	17	5	2.0	15.0	0	0	0	0	4	0	0	0
2013	Baltimore	16	16	80	47	33	*10.0	48.0	0	0	0	0	0	0	1	0
2014	Baltimore	16	16	61	36	25	12.0	87.0	0	0	0	0	1	0	1	0
Totals		181	165	823	544	279	^106.5	^760.0	7	144	44†	2	50	^29	13	31

*LED TEAM

**LED NFL

#ROOKIE FRANCHISE RECORD

^FRANCHISE RECORD

CAREER SINGLE-GAME HIGHS (REGULAR SEASON)

Total Tackles: 17 (9/29/13 at Buf.)	Solo Tackles: 10 (12/10/06 at KC)
Sacks: 3 5 times (last: 10/6/13 at Mia.)	INTs: 1 7 times (last: 11/6/11 at Pit.)
Forced Fumbles: 3 (12/11/11 vs. Ind.)	Fumble Recoveries: 1 13 times (last: 12/28/14 vs. Cle.)
Passes Defensed: 3 (9/16/07 vs. NYJ)	

POSTSEASON

Year	Team	GP	GS	TACKLES			SACKS		INTERCEPTIONS					FUMBLES			
				TT	Solo	Asst.	No.	Yards	No.	Yards	LG	TD	PD	FF	FR	Yards	
2003	Baltimore	1	1	2	1	1	0.0	0.0	0	0	0	0	0	0	0	0	0
2006	Baltimore	1	1	10	9	1	0.0	0.0	0	0	0	0	0	1	0	0	
2008	Baltimore	3	3	11	10	1	4.0	35.0	0	0	0	0	0	0	1	0	
2009	Baltimore	2	2	10	7	3	1.0	9.0	0	0	0	0	0	1	1	0	
2010	Baltimore	2	2	10	9	1	5.0	25.0	0	0	0	0	0	1	0	0	
2011	Baltimore	2	2	11	7	4	0.0	0.0	0	0	0	0	1	0	0	0	
2012	Baltimore	4	4	21	13	8	2.0	8.0	0	0	0	0	1	1	0	0	
2014	Baltimore	2	2	8	3	5	0.5	2.0	1	3	3	0	1	0	0	0	
Totals		17	17	83	59	24	12.5	79.0	1	3	3	0	3	4	2	0	



BALTIMORE
RAVENS

34

LORENZO TALIAFERRO
RUNNING BACK | 6-0 | 225

COLLEGE: Coastal Carolina HS: Bruton (Williamsburg, VA)
BORN: 12/23/91, Yorktown, VA
EXP. (NFL/RAVENS): 2/2 GP/GS (PLAYOFFS): 13/0 (0/0)

TRANSACTIONS

Lorenzo Taliaferro was placed on Injured Reserve (foot) on 12/16/14...Originally selected by the Ravens in the fourth round (138th overall) of the 2014 NFL Draft...Taliaferro was the second of two Ravens' picks in the fourth round (DE Brent Urban, 134th overall).

CAREER

- Saw action in 13 games, carrying the ball 68 times for 292 yards (4.3 avg.) and 4 TDs, as well as recording 8 receptions for 114 yards as a rookie...Placed on Injured Reserve (foot) on 12/16/14
- Recorded his first-career carries, finishing with a game-high 18 rushes for 91 yards (5.1 avg.) and his first-career TD in the 23-21 victory in game 3 at Cle. (9/21/14)



2014: (13/0, 0/0) Carried the ball 68 times for 292 yards (4.3 avg.) and 4 TDs, and recorded 8 receptions for 114 yards as a rookie, before being placed on Injured Reserve (foot) on 12/16

- Rushed 7 times for 35 yards (5.0 avg.) before leaving the game with a foot injury in **game 13 at Mia. (12/7)**
- Rushed 2 times for 29 yards, including a long of 25, and registered his first-career receptions (2 for 18 yards) for an offense that gained 475 yards (306 passing and 169 rushing) and racked up 6 TDs in the 48-17 victory in **game 6 at TB (10/12)**
- Subbed and carried the ball a game-high 15 times for 58 yards and 1 TD for an offense that posted 454 total yards and 5 TDs in the 38-10 victory in **game 4 vs. Car. (9/28)**
- Recorded his first-career carries, finishing with a game-high 18 rushes for 91 yards (5.1 avg.) and his first-career TD in the 23-21 victory in **game 3 at Cle. (9/21)**
- Saw action in his first-career NFL game, playing both from scrimmage and on special teams, in the **season opener vs. Cin. (9/7)**

COLLEGE: Finished his two-year career at Coastal Carolina with 356 rushing attempts for 2,086 yards (5.9 avg.) and 32 TDs...Named Big South Offensive Player of the Year and earned first-team All-Conference honors after rushing 276 times for 1,729 yards (6.3 avg.) and 27 TDs as a senior in 2013...Added 23 receptions for 153 yards and 2 TDs...Rushed for over 100 yards in nine contests and averaged 115.3 ypg... Finished 11th in voting as a finalist for the Walter Payton Award (top offensive FCS player)...Broke several school single-season rushing records and set the conference

standard in rushing attempts (276), rushing TDs (27), points scored (174), 3-plus TD games (5) and total TDs (29)...Rushed for at least 100 yards in nine of 15 games as a senior...Saw action in 12 games (three starts), finishing with 80 rushes for 357 yards and 5 TDs, adding 5 receptions for 39 yards in his first season with Coastal Carolina as a junior in 2012...Named to the All-Northeast Football Conference second team and earned Lackawanna Offensive MVP honors after playing in 10 games (four starts), carrying the ball 76 times for 428 yards and 3 TDs for Lackawanna (PA) College as a sophomore in 2011...Added 123 receiving yards and 4 TDs...Finished second in conference in KOR yardage (27.6 avg) with 21 KORs for 579 yards and 1 TD...Recorded 19 carries for 96 yards and 1 TD and 9 catches for 68 yards and 1 TD in 10 games as a freshman at Lackawanna.....Majored in general studies at Coastal Carolina.

HIGH SCHOOL, PERSONAL: Prepped at Bruton (Williamsburg, VA) HS, where he was a two-sport athlete in football and basketball...Earned Group AA All-State second-team honors from the *Associated Press* and first-team All-State accolades from the Virginia High School Coaches Association...Appeared in the VHSCA All-Star game...Rushed for 1,678 yards and 21 TDs, helping lead the Panthers to the Region I/Division III title and a berth in the state championship game...Earned the Bay Rivers Region Offensive Player of the Year honors.

COMMUNITY: Supported both his teammate's and the Ravens organization's community events by participating in Jacoby Jones' Charity Bowling event, all proceeds benefitting the Jacoby Jones Foundation, and A Purple Evening, the Ravens' annual women's event at M&T Bank Stadium as a rookie.

DID YOU KNOW?

During the John Harbaugh Era (2008-14), Baltimore has rushed for a strong 144.4 yards per game in December/January and has allowed a stout 95.5 rushing yards per game in those months. Those marks rank third and second in the NFL, respectively.

34 LORENZO TALIAFERRO

2014

GAME-BY-GAME OFFENSE

RAVENS Date/Opp.	RECEIVING					RUSHING				
	No.	Yds.	Avg.	LG	TD	No.	Yds.	Avg.	LG	TD
9/7 vs. Cin.	0	0	0.0	0	0	0	0	0.0	0	0
9/11 vs. Pit.	SAW ACTION ON SPECIAL TEAMS									
9/21 @ Cle.	18	91	5.1	31	1	0	0	0.0	0	0
9/28 vs. Car.	15	58	3.9	23	1	0	0	0.0	0	0
10/5 @ Ind.	5	18	3.6	9	0	0	0	0.0	0	0
10/12 @ TB	2	29	14.5	25	0	2	18	9.0	13	0
10/19 vs. Atl.	4	3	0.8	3	0	0	0	0.0	0	0
10/26 @ Cin.	7	27	3.9	10t	2	2	42	21.0	29	0
11/2 @ Pit.	7	21	3.0	6	0	3	34	11.3	17	0
11/9 vs. Ten.	3	10	3.3	4	0	0	0	0.0	0	0
11/24 @ NO	0	0	0.0	0	0	0	0	0.0	0	0
11/30 vs. SD	0	0	0.0	0	0	0	0	0.0	0	0
12/7 @ Mia.	7	35	5.0	13	0	1	20	20.0	20	0
12/14 vs. Jax.	INACTIVE - FOOT									
12/21 @ Hou.	INJURED RESERVE - FOOT									
12/28 vs. Cle.	INJURED RESERVE - FOOT									
Totals	68	292	4.3	31	4	8	114	14.3	29	0
Playoffs										
1/3/15 @ Pit.	INJURED RESERVE - FOOT									
1/10/15 @ NE	INJURED RESERVE - FOOT									
Totals	0	0	0.0	0	0	0	0	0.0	0	0



REGULAR SEASON

Year	Team	GP	GS	RUSHING					RECEIVING				
				No.	Yards	Avg.	LG	TD	No.	Yards	Avg.	LG	TD
2014	Baltimore	13	0	68	292	4.3	31	4	8	114	14.3	29	0
Totals		13	0	68	292	4.3	31	4	8	114	14.3	29	0

SPECIAL TEAMS TACKLES (4): 2014 (4)

CAREER SINGLE-GAME HIGHS (REGULAR SEASON)

RUSHING

Carries:
18 (9/21/14 at Cle.)
Yardage:
91 (9/21/14 at Cle.)
Long Gain:
31 (9/21/14 at Cle.)
Touchdowns:
2 (10/26/14 at Cin.)

RECEIVING

Receptions:
3 (11/2/14 at Pit.)
Yardage:
42 (10/26/14 at Cin.)
Long Gain:
29 (10/26/14 at Cin.)
Touchdowns:
None

POSTSEASON

Year	Team	GP	GS	RUSHING					RECEIVING				
				No.	Yards	Avg.	LG	TD	No.	Yards	Avg.	LG	TD
2014	Baltimore	--	--	INJURED RESERVE - FOOT					--	--	--	--	--
Totals		0	0	0	0	0.0	0	0	0	0	0.0	0	0

LIMITING THE ERRORS

The Ravens committed just 16 turnovers in their 2012 Super Bowl-winning campaign, producing a franchise single-season low. In team history, Baltimore's fewest penalties committed occurred during the 2001 season.

FEWEST PENALTIES (Ravens Single-Season History)

Year	Pen.
2001	89
2010	90
2011	92
1996/2004	94

FEWEST TURNOVERS (Ravens Single-Season History)

Year	TO
2012	16
2014	20
2010	20
2008	21



BALTIMORE
RAVENS

43

FITZGERALD TOUSSAINT
RUNNING BACK | 5-10 | 211

COLLEGE: Michigan HS: Liberty (Youngstown, OH)

BORN: 5/4/90, Youngstown, OH

EXP. (NFL/RAVENS): 2/2 GP/GS (PLAYOFFS): 2/0 (2/0)

TRANSACTIONS

Fitzgerald Toussaint re-signed (exclusive rights) with Baltimore on 4/29/15...Was added to the Ravens' active roster from their practice squad on 12/13...Signed to the Ravens' practice squad on 9/25...Waived by Baltimore on 9/23...Added to the Ravens' active roster from their practice squad on 9/20...Signed to Baltimore's practice squad on 9/9...Released by the Ravens on 9/8...Signed to the Ravens' active roster from their practice squad on 9/6...Released by Baltimore on 8/30...Originally signed by the Ravens as a rookie free agent on 5/29/14

CAREER

- Carried the ball 6 times for 12 yards and had 3 receptions for 27 yards for an offense that established franchise single-season records in yards (5,838) and points scored (409) as a rookie in 2014
- Played in his first-career NFL game and carried the ball 4 times for 11 yards and netted 2 receptions for 20 yards at Hou. (12/21/14)
- Was one of three rookie free agents (T James Hurst and LB Zach Orr) to make the Ravens' 2014 opening-day 53-man roster



2014: (2/0, 2/0) Saw action in his first-career NFL games (played in two) and carried the ball 6 times for 12 yards and had 3 receptions for 27 yards for an offense that established franchise single-season records in yards (5,838) and points scored (409)...Was one of three rookie free agents (T James Hurst and LB Zach Orr) to make the Ravens' opening-day 53-man roster

- Saw action in both postseason contests, totaling 2 rushes for 5 yards and 1 reception for an offense that produced 727 yards and 61 points in two playoff games
- Carried the ball 2 times for 1 yard and had 1 reception for 7 yards for an offense that posted 419 yards, including 238 yards and 17 unanswered points in the fourth quarter, in the 20-10 victory in the **season finale vs. Cle. (12/28)**
- Played in his first-career NFL game and carried the ball 4 times for 11 yards and netted 2 receptions for 20 yards in **game 15 at Hou. (12/21)**
- Was added to the Ravens' active roster from their practice squad on 12/13

COLLEGE: Four-year letterman who started 32 of 38 games at Michigan...Recorded 508 rushing attempts for 2,228 yards (4.5 avg.) and 27 TDs and 30 receptions for 298 yards and 2 TDs for the Wolverines...Carried the ball 183 times for 646 yards and a career-high 12 TDs and totaled 17 receptions for 203 yards as a senior in 2013...Toted the ball a career-high 32 times for 151 yards and a career-best 4 TDs against Ohio State...Ran 130 times for 514 yards and 5 TDs (adding 6 catches for 62 yards and 1 TD) as a junior...Missed the final game of the season with a leg injury...Rushed 18 times for 92 yards, including a season-long 50 yarder, and had 1 reception for a 28-yard TD against Northwestern...Established career highs in rushing attempts (187), rushing yards (1,041) and

long rush (65), producing 9 TDs...Also posted 6 receptions for 28 yards and 1 TD as a sophomore in 2011...Rushed for 100-plus yards in five of his 11 starts...Rushed 29 times for 138 yards and 2 TDs against Nebraska...Carried the ball 27 times for a career-high 192 yards and 1 TD against Illinois...Played in five games and rushed 8 times for 87 yards and 1 TD, as well as pulling in 1 reception for 5 yards as a redshirt freshman in 2010...Redshirted as a true freshman in 2009.

HIGH SCHOOL, PERSONAL: Prepped at Liberty (Youngstown, OH) HS, where he carried the ball 455 times for 4,690 yards and 65 TDs during his prep career...Earned 2008 Trumbull County Player of the Year honors, as well as All-Conference, All-County and All-District accolades after rushing for 2,239 yards and 28 TDs (on 241 carries) as a senior in 2008...Also lettered in track and field, where he ran the 100-meter dash and 4x100-meter relay.

2014

GAME-BY-GAME OFFENSE

Date/Opp.	RECEIVING				RUSHING					
	No.	Yds.	Avg.	LG	TD	No.	Yds.	Avg.	LG	TD
9/7 vs. Cin.	INACTIVE				--	--	--	--	--	--
9/11 vs. Pit.	ON RAVENS PRACTICE SQUAD									
9/21 @ Cle.	ACTIVE, BUT DID NOT PLAY									
9/28 vs. Car.	ON RAVENS PRACTICE SQUAD									
10/5 @ Ind.	ON RAVENS PRACTICE SQUAD									
10/12 @ TB	ON RAVENS PRACTICE SQUAD									
10/19 vs. Atl.	ON RAVENS PRACTICE SQUAD									
10/26 @ Cin.	ON RAVENS PRACTICE SQUAD									
11/2 @ Pit.	ON RAVENS PRACTICE SQUAD									
11/9 vs. Ten.	ON RAVENS PRACTICE SQUAD									
11/24 @ NO	ON RAVENS PRACTICE SQUAD									
11/30 vs. SD	ON RAVENS PRACTICE SQUAD									
12/7 @ Mia.	ON RAVENS PRACTICE SQUAD									
12/14 vs. Jax.	ACTIVE, BUT DID NOT PLAY									
12/21 @ Hou.	4	11	2.8	12	0	2	20	10.0	15	0
12/28 vs. Cle.	2	1	0.5	1	0	1	7	7.0	7	0
Totals	6	12	2.0	12	0	3	27	9.0	15	0
Playoffs										
1/3/15 @ Pit.	0	0	0.0	0	0	0	0	0.0	0	0
1/10/15 @ NE	2	5	2.5	3	0	1	-7	-7.0	-7	0
Totals	2	5	2.5	3	0	1	-7	-7.0	-7	0

43 FITZGERALD TOUSSAINT

REGULAR SEASON

Year	Team	GP	GS	RUSHING						RECEIVING				
				No.	Yards	Avg.	LG	TD	No.	Yards	Avg.	LG	TD	
2014	Baltimore	2	0	6	12	2.0	12	0	3	27	9.0	15	0	
Totals		2	0	6	12	2.0	12	0	3	27	9.0	15	0	

CAREER SINGLE-GAME HIGHS (REGULAR SEASON)

RUSHING

Carries:

4 (12/21/14 at Hou.)

Yardage:

11 (12/21/14 at Hou.)

Long Gain:

12 (12/21/14 at Hou.)

Touchdowns:

None

RECEIVING

Receptions:

2 (12/21/14 at Hou.)

Yardage:

20 (12/21/14 at Hou.)

Long Gain:

15 (12/21/14 at Hou.)

Touchdowns:

None

Additional Statistics: Has 2 KORs for 41 yards (20.5 avg.), both vs. Cle. (12/28/14)

POSTSEASON

Year	Team	GP	GS	RUSHING						RECEIVING				
				No.	Yards	Avg.	LG	TD	No.	Yards	Avg.	LG	TD	
2014	Baltimore	2	0	2	5	2.5	3	0	1	-7	-7.0	-7	0	
Totals		2	0	2	5	2.5	3	0	1	-7	-7.0	-7	0	


RAVENS PRONUNCIATION GUIDE

PLAYERS

Kamar Aiken	kuh-MARR
Javorius Allen	juh-VAR-us
Christo Bilukidi	CHRIS-toe bill-oh-KEE-dee
Michael Campanaro	camp-ah-NAIR-oh
Blaine Clausell	clau-ZELL
Asa Jackson	ACE-uh
Kyle Juszczyk	YOOZ-check
Sam Koch	Cook
Anthony Levine	luh-VEEN
Kapron Lewis-Moore	CAP-rin
Kelechi Osemele	kah-LETCH-ee oh-SEM-uh-lee
Dennis Pitta	PIT-uh
Konrad Reuland	ROY-land
Kiero Small	key-AIR-oh
Za'Darius Smith	zuh-DARE-ee-us
Lorenzo Taliaferro	tal-uh-FARE-oh
Fitzgerald Toussaint	too-SAUNT
Brynden Trawick	BREN-den TRAH-wick
Cassius Vaughn	CASH-us
Lardarius Webb	lahr-DARE-ee-us
Marshal Yanda	YAWN-da
Jeremy Zuttah	ZOO-tuh

COACHES

Richard Angulo	an-GOO-low
Andy Bischoff	BISH-off
Juan Castillo	cass-TEE-yo
Ted Monachino	mah-nah-KEY-no
Bob Rogucki	ruh-GUS-key
Craig Ver Steeg	ver-STEGG



BALTIMORE
RAVENS

28

BRYNDEN TRAWICK

SAFETY | 6-2 | 225

COLLEGE: Troy HS: Sprayberry (Marietta, GA)

BORN: 10/23/89, Marietta, GA

EXP. (NFL/RAVENS): 3/3 GP/GS (PLAYOFFS): 22/0 (2/0)

TRANSACTIONS

Brynden Trawick re-signed with the Ravens (exclusive rights) on 4/14/15...Signed to the Ravens' active roster from their practice squad on 10/30/13...Signed to Baltimore's practice squad on 9/24/13...Waived by the Ravens on 9/23/13...Originally signed with the Ravens as a rookie free agent on 5/3/13.

CAREER

- Saw action in 14 games, totaling 4 special teams tackles and 3 tackles from scrimmage in 2014
- Tied for third on the team with 8 special teams tackles as a rookie in 2013
- Was one of two rookie free agents (WR Marlon Brown) to make the Ravens' opening-day 53-man roster in 2013



2014: (14/0, 2/0) Totaled 4 special teams tackles and 3 tackles from scrimmage

- Saw action on special teams in both postseason contests
- Recorded a solo special teams tackle in the 34-27 victory in **game 11 at NO (11/24)**
- Netted a solo special teams tackle in the 29-7 victory in **game 7 vs. Atl. (10/19)**
- Posted 1 tackle from scrimmage and 1 special teams stop in **game 5 at Ind. (10/5)**
- Recorded his first-career tackles from scrimmage (finished with 2 solo stops) in the 38-10 victory in **game 4 vs. Car. (9/28)**

2013: (8/0) Tied for third on the team (CB Chykie Brown and S Jeremy Miles) with 8 special teams tackles...Was one of two rookie free agents (WR Marlon Brown) to make the Ravens' opening-day 53-man roster

- Led the team with a career-high-tying 2 solo special teams tackles in the 20-17 overtime win in **game 9 vs. Cin. (11/10)**
- Signed to the Ravens' active roster on 10/30 after being waived by the Ravens and signed to their practice squad on 9/24
- Led the team with a career-high 2 solo special teams tackles in the 14-6 victory in **game 2 vs. Cle. (9/15)**
- Saw action in his first-career NFL game and recorded a special teams tackle in **game 1 at Den. (9/5)**

COLLEGE: Was the only player in the Sun Belt to average double-digit tackles (10.2 per game) during the 2011 season, as he collected 123 tackles (75 solo), ranking 16th in the NCAA with his tackles-per-game total...Spent time at Troy University, Northeast Mississippi Community College and Michigan State during his collegiate career...Was selected to play in the Texas vs. the Nation All-Star Game during his

2012 season at Troy, earning first-team All-Sun Belt honors as a senior after recording 83 tackles, 3 INT and 4 PD... Finished the season with 1 FR, 2 PD and 2.5 TFL...Was the team leader in tackles for eight contests with a season-high 20 at Western Kentucky...Spent the 2010 season playing for Northeast Mississippi CC, where he recorded 58 tackles, 9 TFL, 6 PD, 4 FFs and 2 FRs...As a redshirt freshman at Michigan State in 2008, he provided depth and saw action on special teams...Redshirted as a true freshman during the 2008 campaign...Graduated with a degree in social science from Troy.

HIGH SCHOOL, PERSONAL: Prepped at Sprayberry (Marietta, GA) HS...Three-year starter and ranked as one of Georgia's top seniors by *SuperPrep*...Was also ranked among the nation's top safeties by *Scouts, Inc.*, *Rivals.com* and *Scout.com*...Was a two-time All-League and All-County selection... Recorded 69 tackles (51 solo), 1 INT, 2 FRs and 2 blocked PATs as a senior in 2007...Totaled more than 600 all-purpose yards, 4 TDs, caught 15 passes for 195 yards and rushed 17 times for 156 yards during his final high school season...**Last name is pronounced: TRAH-wick.**

COMMUNITY: In June 2014 and 2015, joined teammates and Ravens coaches for the Ravens annual Beach Bash celebration in Ocean City, MD...Participated in the Ravens' third annual TEAM challenge as part of 2014 NFL/United Way Hometown Huddle...Guided students from Liberty Elementary/Middle School through a series of physical activity challenges...Supports his teammates' and Ravens' charitable events by participating in Lardarius Webb's annual Charity Softball Game, A Purple Evening, the Ravens' annual Charity Softball Game, A Purple Evening, the Ravens' annual Gridiron Halloween party to benefit Goodwill Industries of the Chesapeake and former teammate's Jacoby Jones' charity bowling event and Torrey Smith's annual Celebrity Waiter Night.

28 BRYNDEN TRAWICK

2014

GAME-BY-GAME DEFENSE

RAVENS

Date/Opp.	TT	Solo	Asst.	Sacks	INT	PD	FF	FR
9/7 vs. Cin.		SAW ACTION ON SPECIAL TEAMS						
9/11 vs. Pit.		SAW ACTION ON SPECIAL TEAMS						
9/21 @ Cle.		SAW ACTION ON SPECIAL TEAMS						
9/28 vs. Car.	2	2	0	0-0	0-0	0	0	0
10/5 @ Ind.	1	0	1	0-0	0-0	0	0	0
10/12 @ TB	0	0	0	0-0	0-0	0	0	0
10/19 vs. Atl.	0	0	0	0-0	0-0	0	0	0
10/26 @ Cin.		SAW ACTION ON SPECIAL TEAMS						
11/2 @ Pit.		SAW ACTION ON SPECIAL TEAMS						
11/9 vs. Ten.		INACTIVE						
11/24 @ NO		SAW ACTION ON SPECIAL TEAMS						
11/30 vs. SD		SAW ACTION ON SPECIAL TEAMS						
12/7 @ Mia.		SAW ACTION ON SPECIAL TEAMS						
12/14 vs. Jax.		SAW ACTION ON SPECIAL TEAMS						
12/21 @ Hou.		SAW ACTION ON SPECIAL TEAMS						
12/28 vs. Cle.		INACTIVE						
Totals	3	2	1	0-0	0-0	0	0	0
Playoffs								
1/3/15 @ Pit.		SAW ACTION ON SPECIAL TEAMS						
1/10/15 @ NE		SAW ACTION ON SPECIAL TEAMS						
Totals	0	0	0	0-0	0-0	0	0	0

2014

GAME-BY-GAME SPECIAL TEAMS TACKLES

RAVENS

Date/Opp.	TT	Solo	Asst.	FF	FR	BK
9/7 vs. Cin.	0	0	0	0	0	0
9/11 vs. Pit.	1	1	0	0	0	0
9/21 @ Cle.	0	0	0	0	0	0
9/28 vs. Car.	0	0	0	0	0	0
10/5 @ Ind.	1	0	1	0	0	0
10/12 @ TB	0	0	0	0	0	0
10/19 vs. Atl.	1	1	0	0	0	0
10/26 @ Cin.	0	0	0	0	0	0
11/2 @ Pit.	0	0	0	0	0	0
11/9 vs. Ten.		INACTIVE				
11/24 @ NO	1	1	0	0	0	0
11/30 vs. SD	0	0	0	0	0	0
12/7 @ Mia.	0	0	0	0	0	0
12/14 vs. Jax.	0	0	0	0	0	0
12/21 @ Hou.	0	0	0	0	0	0
12/28 vs. Cle.		INACTIVE				
Totals	4	3	1	0	0	0
Playoffs						
1/3/15 @ Pit.	0	0	0	0	0	0
1/10/15 @ NE	0	0	0	0	0	0
Totals	0	0	0	0	0	0

2013

GAME-BY-GAME DEFENSE

RAVENS

Date/Opp.	TT	Solo	Asst.	Sacks	INT	PD	FF	FR
9/5 @ Den.		SAW ACTION ON SPECIAL TEAMS						
9/15 vs. Cle.		SAW ACTION ON SPECIAL TEAMS						
9/22 vs. Hou.		SAW ACTION ON SPECIAL TEAMS						
9/29 @ Buf.		ON RAVENS PRACTICE SQUAD						
10/6 @ Mia.		ON RAVENS PRACTICE SQUAD						
10/13 vs. GB		ON RAVENS PRACTICE SQUAD						
10/20 @ Pit.		ON RAVENS PRACTICE SQUAD						
11/3 @ Cle.		INACTIVE						
11/10 vs. Cin.		SAW ACTION ON SPECIAL TEAMS						
11/17 @ Chi.		SAW ACTION ON SPECIAL TEAMS						
11/24 vs. NYJ		SAW ACTION ON SPECIAL TEAMS						
11/28 vs. Pit.		INACTIVE - ANKLE						
12/8 vs. Min.		INACTIVE - ANKLE						
12/16 @ Det.		INACTIVE - ANKLE						
12/22 vs. NE		SAW ACTION ON SPECIAL TEAMS						
12/29 @ Cin.		SAW ACTION ON SPECIAL TEAMS						
Totals	0	0	0	0-0	0-0	0	0	0

2013

GAME-BY-GAME SPECIAL TEAMS TACKLES

RAVENS

Date/Opp.	TT	Solo	Asst.	FF	FR	BK
9/5 @ Den.	1	1	0	0	0	0
9/15 vs. Cle.	2	2	0	0	0	0
9/22 vs. Hou.	0	0	0	0	0	0
9/29 @ Buf.		ON RAVENS PRACTICE SQUAD				
10/6 @ Mia.		ON RAVENS PRACTICE SQUAD				
10/13 vs. GB		ON RAVENS PRACTICE SQUAD				
10/20 @ Pit.		ON RAVENS PRACTICE SQUAD				
11/3 @ Cle.		INACTIVE				
11/10 vs. Cin.	2	2	0	0	0	0
11/17 @ Chi.	1	1	0	0	0	0
11/24 vs. NYJ	1	1	0	0	0	0
11/28 vs. Pit.		INACTIVE - ANKLE				
12/8 vs. Min.		INACTIVE - ANKLE				
12/16 @ Det.		INACTIVE - ANKLE				
12/22 vs. NE	0	0	0	0	0	0
12/29 @ Cin.	1	1	0	0	0	0
Totals	8	8	0	0	0	0

REGULAR SEASON

Year	Team	GP	GS	TACKLES			SACKS		INTERCEPTIONS				FUMBLES				
				TT	Solo	Asst.	No.	Yards	No.	Yards	LG	TD	PD	FF	FR	Yards	
2013	Baltimore	8	0	0	0	0	0.0	0.0	0	0	0	0	0	0	0	0	0
2014	Baltimore	14	0	3	2	1	0.0	0.0	0	0	0	0	0	0	0	0	0
Totals		22	0	3	2	1	0.0	0.0	0	0	0	0	0	0	0	0	0

SPECIAL TEAMS TACKLES (12); 2013 (8); 2014 (4)

CAREER SINGLE-GAME HIGHS (REGULAR SEASON)

Total Tackles: 2 (9/28/14 vs. Car.)	Solo Tackles: 2 (9/28/14 vs. Car.)
Sacks: None	Interceptions: None
Forced Fumbles: None	Fumble Recoveries: None
Passes Defensed: None	

POSTSEASON

Year	Team	GP	GS	TACKLES			SACKS		INTERCEPTIONS				FUMBLES				
				TT	Solo	Asst.	No.	Yards	No.	Yards	LG	TD	PD	FF	FR	Yards	
2014	Baltimore	2	0	0	0	0	0.0	0.0	0	0	0	0	0	0	0	0	0
Totals		2	0	0	0	0	0.0	0.0	0	0	0	0	0	0	0	0	0



BALTIMORE
RAVENS

9

JUSTIN TUCKER

KICKER | 6-1 | 183

COLLEGE: Texas HS: Westlake (Austin, TX)

BORN: 11/21/89, Houston, TX

EXP. (NFL/RAVENS): 4/4 GP/GS (PLAYOFFS): 48/0 (6/0)

TRANSACTIONS

Justin Tucker re-signed with Baltimore on 4/23/15...Originally signed with the Ravens as a rookie free agent on 5/29/12.

HONORS

- Pro Bowler (2013)
- *Associated Press* first-team All-Pro (2013)
- PFWA first-team All-Pro (2013)
- Special Teams Player of the Month (November, 2014; November, 2013)
- Special Teams Player of the Week (Week 3, 2014; Week 15, 2013; Week 12, 2013; Week 10, 2013)
- GMC "Never Say Never" Moment of the Week (Week 15, 2013)
- *USA Today* All-Joe Team (players who are critical to their team, but don't receive Pro Bowl nods) in 2012



CAREER

- Is the most accurate kicker in NFL history at 89.81% on 97-of-108 kicking (min. 100 attempts)
- Tucker became the second-fastest kicker in NFL history to reach the 400-point milestone, doing so in his 48th NFL game (Hall of Famer Jan Stenerud did it in 47 games)
- Tucker's 140 points in 2013 are the most in Ravens single-season franchise history
- Owns 7-career game-winning FGs (6 regular season and 1 playoff)
- Made 33-straight FGs in 2013, ranking as the fifth-longest streak in NFL history
- Tucker's 38 FGs made in 2013 are the most in Ravens single-season history, besting Matt Stover (35) in 2000
- His 90.9% FG success rate (30-of-33) in 2012 was the second best by a rookie kicker in NFL history (Blair Walsh, 92.1% in 2012)
- Kicked a franchise-record 61-yard game-winning FG (his sixth-career game-winning FG) as part of a franchise-record 6 FGs (29, 24, 32, 49, 53, 61) in the 18-16 victory at Det. (12/16/13)...Tucker became the only kicker in NFL history to kick FGs from 20, 30, 40, 50 and 60 yards in a single game
- Earned AFC Special Teams Player of the Month honors in November 2014 after scoring 33 points, connecting on all 7 FGAs (46, 31, 55, 33, 21, 29 and 31) and 12 PATs in four games... Also posted 17 touchbacks on 23 kickoffs (73.9 percent), the second-highest percentage in the AFC for November
- Named AFC Special Teams Player of the Month in November 2013 after connecting on all 14 FGAs and 7 PATs, totaling 49 points in five games
- Nailed a 44-yard FG with 1:42 left in the game to seal the victory for Baltimore at Mia. (10/5/13)...It was his fourth-career (third regular season) game-winning FG
- Connected on his first postseason game-winning FG (a 47-yarder) in double overtime in the 38-35 victory in the Divisional game at Den. (1/12/13)
- Kicked his second-career game-winning FG (first in OT) on a 38-yarder with 1:07 remaining in 16-13 OT win at SD (11/25/12)
- Connected on a franchise-record 7 PATs in the 55-20 victory vs. Oak. (11/11/12)
- Kicked his first game-winning FG (a 27-yarder as time expired) in the 31-30 victory vs. NE (9/23/12)
- Became the Ravens' single-season leader in FGs made of 50-or-more yards (4) as a rookie in 2012...Is the first rookie in NFL history to make 2 50-plus-yard FGs in two games (Greg Zuerlein - STL - became the second on 12/12/12)
- Connected on a franchise single-season-record 42 PATs in both 2012 and 2014
- Established a rookie-franchise-record with 132 points in 2012
- One of only two rookie free agents (Deonte Thompson) to make the Ravens' 53-man opening-day roster (2012)

9 JUSTIN TUCKER

2014: (16/0, 2/0) Became the most accurate kicker in NFL history (min. 100 attempts), connecting on 97 of 108 career FGAs (89.81%)...Connected on 29 of 34 FGAs and all 42 PATs for a team-leading 129 points in 2014...Also, by scoring his 401st point in the season finale, Tucker became the second-fastest kicker in NFL history to reach the 400-point milestone, doing so in his 48th NFL game (Hall of Famer Jan Stenerud did it in 47 games)

- Connected on all 4 FGAs (28, 45, 52 and 25) and was true on all 7 PATs, totaling 19 points in two postseason contests for the Ravens...Also kicked off 13 times, producing 5 TBs
- Earned AFC Special Teams Player of the Month honors for November after scoring 33 points, connecting on all 7 FGAs (46, 31, 55, 33, 21, 29 and 31) and 12 PATs in four games... Also posted 17 TBs on 23 kickoffs (73.9 percent), the second-highest percentage in the AFC for November
- Produced 15 points after connecting on all 4 FGAs (33, 21, 29 and 31) and all 3 PATs (his 100th-consecutive PAT) in **game 12 vs. SD (11/30)**
- Scored 9 points (3 PATs and 2 FGAs - both from 38 yards) for an offense that had produced at least 23 points in five of its last six games in the 29-7 victory in **game 7 vs. Atl. (10/19)**
- Connected on all 6 PATs and 2 of 3 FGAs (46, 49 and his 64-yard attempt was blocked) in the 48-17 victory in **game 6 at TB (10/12)**...Also kicked off 9 times, placing 8 in the end zone, with 6 TBs against the Buccaneers
- Earned AFC Special Teams Player of the Week honors after kicking his seventh-career game-winning FG (including playoffs), connecting on a 32-yarder as time expired in the 23-21 victory in **game 3 at Cle. (9/21)**...Finished the game with 11 points, converting 3 FGAs (38, 21 and 32), both PATs and kicked off 5 times, resulting in 4 TBs against the Browns...Tucker (301) moved past Billy Cundiff (294) into second place on the Ravens' career scoring list

- Contributed 14 points, connecting on all 4 FGAs (30, 23, 22 and 20 yards) and both PATs in the 26-6 victory in **game 2 vs. Pit. (9/11)**...Also kicked off 7 times leading to 6 TBs

2013: (16/0) Earned his first-career Pro Bowl nod after posting a franchise-record 140 points, including a franchise-record 38 FGM (on 41 attempts) and the second-highest FG percentage in Ravens history (92.7)...Kicked a franchise-record 61-yard game-winning FG (his sixth-career game-winner), as part of a franchise-record 6 FGMs (29, 24, 32, 49, 53, 61), in the 18-16 victory at Det. (12/16), becoming the only kicker in NFL history to kick FGs from 20-, 30-, 40-, 50- and 60-yard range in a single game...At one point, he made 33-consecutive FGs, the fifth-longest streak in league history, while his 38 FGs made in 2013 tie (Matt Stover, 2000) for the most in Ravens single-season history

- Earned Special Teams Player of the Week and the GMC "Never Say Never" Moment of the Week honors after kicking a franchise-record 61-yard game-winning FG (his sixth-career game-winner), as part of a franchise-record 6 FGMs (29, 24, 32, 49, 53, 61) in the 18-16 victory in **game 14 at Det. (12/16)**
- Tied a then-franchise single-game record, connecting on all 5 FGAs with 16 points in the 22-20 win in **game 12 vs. Pit. (11/28)**
- Named AFC Special Teams Player of the Month for November after connecting on all 14 FGAs and 7 PATs, totaling 49 points in five games
- Named AFC Special Teams Player of the Week for the second time in three weeks after scoring 13 points, connecting on all 4 FGAs (30, 26, 33, 53) and his lone PAT in the 19-3 win in **game 11 vs. NYJ (11/24)**
- Earned AFC Special Teams Player of the Week honors after kicking his fifth-career game-winning FG (a 46-yarder in overtime), as well as one other FG in regulation (36 yards), 2 PATs and kicked off 5 times, placing 4 in the end zone, including 3 TBs, in the 20-17 win in **game 9 vs. Cin. (11/10)**

BEST IN THE NFL

Entering 2015, Pro Bowl K Justin Tucker ranks as the NFL's most accurate kicker of all time. With the career minimum attempts set at 100, he's connected on 97 of 108 FGAs to produce an 89.81 success rate. Impressively, Tucker has hit 63 of his past 66 FG attempts from under 55 yards. He was 29-of-34 (85.3%) in 2014, with his 5 misses coming from 54, 54, 55, 57 & 64 (blocked).

BEST CAREER FIELD GOAL PERCENTAGE (NFL History / Min. 100 Att.)

Rk.	Player	FGM-FGA	Pct.
1.	Justin Tucker	97-108	89.81
2.	Dan Bailey	114-127	89.76
3.	Stephen Gostkowski	243-280	86.79
4.	Mike Vanderjagt	230-266	86.47
5.	Nate Kaeding	181-210	86.19

9 JUSTIN TUCKER

REGULAR SEASON

Year	Team	GP	FIELD GOALS				POINT AFTER TOUCHDOWNS			
			FG Made-Att.	Percent	LG	BLK	PAT Made-Att.	Percent	BLK	Points
2012	Baltimore	16	30-33	90.9	56	0	42-42	100.0	0	132
2013	Baltimore	16	38-41	92.7	61	0	26-26	100.0	0	140
2014	Baltimore	16	29-34	85.3	55	1	42-42	100.0	0	129
Totals		48	97-108	89.8	61	1	110-110	100.0	0	401

SPECIAL TEAMS TACKLES (1): 2012 (1)

CAREER SINGLE-GAME HIGHS (REGULAR SEASON)

SCORING:

Most Points Scored: 18 (12/16/13 at Det.)

FIELD GOALS:

Number Attempted: 6 (12/16/13 at Det.)
 Number Made: 6 (12/16/13 at Det.)
 Longest Attempted: 64 (10/12/14 at TB)
 Longest Made: 61 (12/16/13 at Det.)

PATs:

Number Attempted: 7 (11/11/12 vs. Oak.)
 Number Made: 7 (11/11/12 vs. Oak.)
 Consecutive PATs Made: 110 (9/10/12-present)

POSTSEASON

Year	Team	GP	FIELD GOALS				POINT AFTER TOUCHDOWNS			
			FG Made-Att.	Percent	LG	BLK	PAT Made-Att.	Percent	BLK	Points
2012	Baltimore	4	4-4	100.0	47	0	16-16	100.0	0	28
2014	Baltimore	2	4-4	100.0	52	0	7-7	100.0	0	19
Totals		6	8-8	100.0	52	0	23-23	100.0	0	47

REGULAR SEASON

Year	Team	1-19	20-29	30-39	40-49	50+	Total	Percent
2012	Baltimore	0-0	8-8	8-8	10-13	4-4	30-33	90.9
2013	Baltimore	0-0	10-10	12-13	10-11	6-7	38-41	92.7
2014	Baltimore	0-0	7-7	10-10	4-4	4-7	27-32	85.3
Totals		0-0	28-28	31-32	24-28	14-20	97-108	89.8
Pcts.		0.0	100.0	96.9	85.7	70.0	89.8	

(playoff games in gold)

2012 GAME-BY-GAME (with Baltimore): (46, 40, 39); (56, 51, 48); (27); (45, 47WR); (28, 26, 39); (38); (51, 54); (43); (48, 34); (26, 41WR, 39); (43, 38, 38); (45, 23); 0; (45); (23, 21, 30, 29); (45WL, 49); (23); (47); (); (19, 38)

2013 GAME-BY-GAME (with Baltimore): (25, 30); (50WR, 44WR); (28, 45, 43); (35, 24); (42, 50, 25, 44); (23); (46, 38, 32); (51); (36, 46); (52, 21); (30, 26, 33, 53); (43, 34, 38, 45, 48); (); (29, 24, 32, 49, 53, 61); (37WL); (38, 22, 34)

2014 GAME-BY-GAME (with Baltimore): (55WR, 38); (30, 23, 22, 20); (38, 21, 32); (57WL, 30); (52, 27); (46, 64B, 49); (38, 38); (45, 50, 53); (46); (); (31, 55); (33, 21, 29, 31); (); (22, 54SH, 54LU, 33); (); (25, 28); (28, 45, 52); (25)

POSTSEASON

Year	Team	1-19	20-29	30-39	40-49	50+	Total	Percent
2012	Baltimore	1-1	1-1	1-1	1-1	0-0	4-4	100.0
2014	Baltimore	0-0	2-2	0-0	1-1	1-1	4-4	100.0
Totals		1-1	3-3	1-1	2-2	1-1	8-8	100.0
Pcts.		100.0	100.0	100.0	100.0	100.0	100.0	

- Totaled 14 points after connecting on 4 FGAs (42, 50, 25 and 44) and both PATs in the 26-23 victory in **game 5 at Mia. (10/6)**...His 44-yard FG with 1:42 left in the game sealed the victory for Baltimore...It was his fourth-career (third regular season) game-winning FG

2012: (16/0, 4/0) Named to *USA Today's* All-Joe Team in 2012 after playing in all 16 games as a rookie, finishing fourth in the AFC and ninth in the NFL with 132 points (franchise record by a rookie)...Connected on 90.9% of his FGAs (30 of

33), which is the second-best mark in franchise history and second best by a rookie kicker in NFL history...Hit all 42 of his PATs, establishing a single-season franchise record...Tucker kicked two game-winning FGs (11/25 at SD and 9/23 vs. NE) in the regular season and became the Ravens' single-season leader of made FGs of 50-or-more yards (4)...Is the first rookie in NFL history to make 2 50-plus-yard FGs in two games (Greg Zuerlein - STL - became the second on 12/12/12)...One of only two rookie free agents (Deonte Thompson) to make the Ravens' 53-man opening-day roster

9 JUSTIN TUCKER

- Kicked his second-career game-winning FG (first in overtime) on a 38-yarder with 1:07 remaining in the 16-13 overtime victory in **game 11 at SD (11/25)**...Was 3-of-3 on FGAs (including a game-tying 38-yarder as time expired in regulation to tie the game)
- Posted 13 points, while connecting on a franchise-record 7 PATs and both his FGAs (48 and 34) as part of a franchise-record 55-point output in **game 9 vs. Oak. (11/11)**
- Was true on both FGAs (51 and 54 yards) and his lone PAT in **game 7 at Hou. (10/21)**...Became the Ravens' single-season leader in FGs made of 50-or-more yards (4)... Became the first rookie in NFL history to make 2 50-plus-yard FGs in two games (Greg Zuerlein - STL - became the second on 12/12/12)
- Connected on all 3 FGAs (28, 26 and 39) in the 9-6 victory over the Chiefs in **game 5 at KC (10/7)**...Also posted his first-career special teams tackle against the Chiefs
- Kicked his first game-winning FG (a 27-yarder as time expired) in the 31-30 victory in **game 3 vs. NE (9/23)**
- Was true on all 3 FGAs, including a then-career-long 56-yarder, and both PATs in **game 2 at Phi. (9/16)**...The 56-yard FG tied a then-team record (Wade Richey)...Became the first rookie in NFL history to make 3 FGs of 48 yards or more in a single game
- Played in his first-career NFL game and connected on all 5 PATs and 3 FGAs (46, 40 and 39) in **game 1 vs. Cin. (9/10)**
- Posted 28 points (4 FGs and 16 PATs), helping the Ravens score 124 points in four playoff games
- Nailed the game-winning 47-yard FG in double-overtime and connected on all 5 PATs in the 38-35 victory in the **Divisional game at Den. (1/12/13)**
- Connected on all 4 PATs and both FGAs, including a 38-yarder with 5:38 remaining in the fourth quarter to extend the Ravens lead to 34-29, in the 34-31 victory in **Super Bowl XLVII vs. SF (2/3/13)**

COLLEGE: Kicked in a variety of roles over his four seasons at Texas...Handled kickoff duties in 52 games and placekicking duties in 25 contests...Kicked off 328 times for an average of 63.3 yards per kickoff and 64 TBs...Posted 190 career points by connecting on 40 of 48 FGAs (83.3%) and all 71 PATs...His 83.3% on FGs is tied for third best all time at Texas...Also a rugby-style punter who registered 155 punts for 6,283 yards (40.5 yards per punt)...Saw action in all 13 games as a senior, making 17 of 21 FGAs (81.0%), including a long of 52 yards...Earned second-team All-Big 12 honors by the *Associated Press* and one of UT's Frank Denius Most Valuable Special Teams Player Awards...Averaged 64.5 yards per kickoff with 12 TBs, adding 63 punts for 2,471 yards (39.2 average)...Connected on the game-winning FG at in-state rival Texas A&M as time expired, earning his second Big 12 Special Teams Player of the Week award of the season...Appeared in all 12 games in 2010, gaining



9 JUSTIN TUCKER

honorable mention honors from the *Associated Press*... Tallied 96 points after converting 23 of 27 FGAs (85.2%) and 27 of 27 PATs...His 23 FGs made were second on the UT single-season list...Kicked off 65 times for an average of 61.7 yards per kick with 15 TBs...Added duties as a punter, posting 35 punts for 1,442 yards (41.2 yards per punt)... Handled kickoff and punting duties as a sophomore for the Longhorns as they went 13-1 and earned a spot in the BCS National Championship game...Kicked off 99 times for an average of 62.3 yards per kick, adding 14 TBs...Held opponents to an average starting field position of the 27-yard line...Kicked off 94 times (64.5 yards per kick average) and punted 14 times for 633 yards as a freshman...Posted a 46.8 yards-per-punt average, which is tied for first in Texas' bowl game history, on 5 punts and also kicked off 5 times for 316 yards against No. 10 Ohio State in the Fiesta Bowl... Majored in music at Texas.

HIGH SCHOOL, PERSONAL: Prepped at Westlake (Austin, TX) HS...Was a three-year letterman as a placekicker, making 30 of 44 FGs and 155 of 162 PATs...Also saw action at CB, WR and safety...Ranked as the No. 3 placekicker in the nation according to ESPN...Named third-team 5A All-State by the Texas Sports Writers Association and first-team All-District as a senior...Also tallied 8 receptions for 185 yards and 2 TDs as a receiver...Earned first-team All-District honors and helped Westlake advance to the 5A Division I State Championship game as a junior...Added 45 tackles on defense...Married the former Amanda Bass on 3/28/15.

COMMUNITY: Annually supports Ravens' community efforts...Volunteered with teammates and Ravens staff to support Habitat for Humanity of the Chesapeake in the building of 18 brand new rowhomes, three of which were funded by the Ravens Foundation, Inc., in the Washington Village of Baltimore City (May 2013)...Presented keys for those three rowhomes to new homeowners in an unveiling ceremony (April 2014)...Represented the Ravens at ribbon-cutting ceremonies for the City Springs Community Athletic Complex (2014) and Patterson Park's Youth Sports and Education Center (2013)...Served as a host for the annual Goodwill Gridiron Halloween Party, a fundraiser with proceeds benefitting Goodwill Industries of the Chesapeake...Participated in events that promote PLAY 60, the NFL movement for an active generation...Events included Hispanic Heritage Football Clinic (2012), the Hometown Huddle Ravens' TEAM Challenge (2012-2013) and Fuel Up

to PLAY 60 Rewards Assembly (2014)...Hosted the Justin Tucker Charity Golf Tournament to benefit local communities (July 2013)...Joined Healthy Harbor Baltimore in bringing awareness to GamePlanEarth, a week of environmental initiatives established and led by the Ravens to help better the Baltimore community...Supports team holiday events such as the annual Union Memorial Hospital visit (2014) and Helping Up Mission coat distribution to homeless men (2013-2014)...Served a Thanksgiving-themed meal and read stories to children at Paul's Place homeless shelter... Joined former Ravens kicker Matt Stover for a holiday reading at Kennedy Krieger's annual Festival of Trees...In 2012, attended the Big Brothers Big Sisters "Biggest Little Tailgate Party" at M&T Bank Stadium...Participated in the Opening Ceremony for Patterson Park's new Youth Sports and Education Center...Continues to support his teammates' community efforts and those of the Ravens organization by attending Vonta Leach's "Shoot for A Cure" Billiards event for breast cancer awareness, Lardarius Webb's Charity Softball Game, the Ngata Family Foundation Luau Event and former Raven Jonathan Ogden's "A Ringside Gala"...Attended the Ravens' Spring Football Festival, the Ravens' Goodwill Gridiron Halloween party to benefit Goodwill Industries of the Chesapeake and the Lavender Ladies VIP Dinner, and A Purple Evening, both annual women's events for Purple, the team's official women's club...In July 2013, hosted his first Justin Tucker Charity Golf Tournament to benefit the local community in Joppa, MD...Volunteered with Ravens staff and teammates for a build day with Habitat for Humanity of the Chesapeake...Helped on the construction site of 18 new rowhomes, including three that were funded by the Ravens Foundation...Hosted a pizza and karaoke party for the families of the Ronald McDonald House Charities of Baltimore... Joined teammates at the 10th annual Ravens and Police Athletic League coat distribution to Baltimore homeless men at the Helping Up Mission...Attended the Kickin' it for Casey Cares event to benefit the Baltimore foundation that provides ongoing, uplifting programs to critically ill children and their families...Participated in events that promote PLAY 60, the NFL movement for an active generation...Events included the Hispanic Heritage Youth Football Clinic in downtown Baltimore (2012) and the Hometown Huddle Ravens' TEAM Challenge (2012-13)...Additionally, supports several player initiatives, including Lardarius Webb's Charity Softball Game, the Haloti Ngata Family Foundation Luau and Torrey Smith's Celebrity Server Night.

DID YOU KNOW?

K Justin Tucker (401 career points) became the second-fastest kicker in NFL history to reach the 400-point milestone, doing so in his 48th game – the 2014 regular season finale vs. Cleveland. (Jan Stenerud is the lone kicker to hit 400 sooner than "Tuck," doing so in 47 games.)



BALTIMORE
RAVENS

93

DEANGELO TYSON
DEFENSIVE END | 6-2 | 315

COLLEGE: Georgia HS: Statesboro (GA)

BORN: 4/12/89, Statesboro, GA

EXP. (NFL/RAVENS): 4/4 GP/GS (PLAYOFFS): 34/6 (4/0)

TRANSACTIONS

DeAngelo Tyson was selected by the Ravens in the seventh round (236th overall) of the 2012 NFL Draft.

CAREER

- Saw action in 11 games (four starts) and produced a career-high 21 tackles, 2 FRs and 1 sack (-9 yards) for a defense that finished second in the league (tied with Philadelphia) with 49 sacks (Buffalo - 54) in 2014
- Started and recorded a career-high 5 tackles at Ind. (10/5/14)
- Posted his first-career NFL sack in the 20-17 overtime victory vs. Cin. (11/10/13)
- Recorded 11 tackles and 2 PD while playing in 10 games during his rookie campaign (2012)
- Started his first-career NFL game vs. Oak. (11/11/12)
- Played in his first-career game and recorded his first-career tackle (finished with 2 stops) at Hou. (10/21/12)



2014: (11/4, 1/0) Produced a career-high 21 tackles, 2 FRs and 1 sack (-9 yards) for a defense that finished second in the league (tied with Philadelphia) with 49 sacks (Buffalo - 54)... The Ravens allowed the sixth-fewest points per game (18.9) in 2014

- Saw action in one postseason contest (**Wild Card game at Pit., 1/3/15**) for the Ravens (was inactive at NE)
- Started and had 3 tackles for a defense that tallied 5 sacks in back-to-back weeks for the first time since 2006 in the 29-7 victory in **game 7 vs. Atl. (10/19)**
- Started and recorded a career-high 5 tackles in **game 5 at Ind. (10/5)**
- Posted 1 tackle and his first-career FR (which led to a Ravens' TD 12 plays later) for a defense that did not allow a TD and forced 3 turnovers (2 FRs and 1 INT) in the 26-6 victory in **game 2 vs. Pit. (9/11)**
- Contributed a then-career-high-tying 3 tackles for a defense that held the Bengals to 29% (4-of-14) on third down and allowed just 3.0 yards per carry in the **season opener vs. Cin. (9/7)**

2013: (13/0) Produced 10 tackles (a career-high 9 solo), his first-career sack (finished the season with 2), 1 PD and his first-career INT

- Recorded a career-high 3 solo tackles in **game 15 vs. NE (12/22)**
- Posted his first-career INT, which led to a Ravens' FG six plays later, in the 18-16 victory in **game 14 at Det. (12/16)**
- Garnered 2 solo tackles for a defense that allowed just 3 points and held the Jets to 8% (1-of-12) on third down in **game 11 vs. NYJ (11/24)**
- Posted a sack in his second-consecutive game in **game 10 at Chi. (11/17)**

- Recorded 2 solo tackles and his first-career NFL sack (-4 yards) in the 20-17 overtime win in **game 9 vs. Cin. (11/10)**
- Logged 1 tackle for a defense that did not allow a TD for the second-consecutive contest and held the Texans to 25% (3-of-12) on third down in the 30-9 victory in **game 3 vs. Hou. (9/22)**

2012: (10/2, 3/0) Saw action in 10 games, including two starts as a rookie, recording 11 tackles and 2 PD

- Started his first-career game and recorded a career-high 2 PD in the 55-20 victory in **game 9 vs. Oak. (11/11)**
- Saw action in his first-career NFL game and recorded his first-career NFL tackle (finished with 2 stops) in **game 7 at Hou. (10/21)**
- Recorded 5 tackles for a defense that forced 10 turnovers in four playoff games
- Posted 4 tackles for a defense that held the 49ers to 22% on third down (2-of-9) in the 34-31 victory in **Super Bowl XLVII vs. SF (2/3/13)**

COLLEGE: Appeared in 50 games (23 starts) during his career at Georgia, totaling 79 tackles (27 solo), 3 sacks (-20 yards), 8.5 TFL (-39 yards), 1 FF, 1 PD and 23 QB pressures...Recorded 20 tackles, 1.5 sacks, 3.5 TFL and 1 PD while starting all 11 games as a senior in 2011...Finished fourth on the team with 11 QB pressures...Was a recipient of the team's Coaches Leadership Award for defense...Selected to the preseason All-SEC second team by the league's coaches...Saw action in 13 games (12 starts) and had a breakout junior season in which he posted 36 tackles (9 solo), 1.5 sacks, 4.0 TFL and 1 FF as a junior in 2010...Part of a defense that held opponents to 3.7 yards per rush and had 24 sacks on the year...Part of a team that went 8-5 on the season (saw action in all 13 games), helping the Bulldogs to a victory over Texas A&M in the Independence Bowl as a sophomore in 2009...Recorded

93 DeANGELO TYSON

12 tackles (2 solo) on the season...Named to the All-SEC Freshman team in 2008 by the coaches following his initial college season in which he totaled 11 tackles (5 solo) and 1.0 TFL...Also posted 5 QB pressures.

HIGH SCHOOL, PERSONAL: Prepped at Statesboro (GA) HS... Compiled 54 tackles and 9 sacks as a senior in 2007...Named to *USA Today's* All-USA first-team defense and *The Atlanta Journal-Constitution* 2007 Class AAAA All-State first team... Honored as a U.S. Army All-American...Selected to the 2008 *SuperPrep* Elite 50, All-America and All-Dixie teams... Selected as a 2008 *Rivals.com* Rivals100 (45) and made its DT rankings in: Quickest (1), Best Athlete (1) and Best Pass Rusher (1)...Member of *Scout.com's* Top 100 (No. 44)...Chosen as No. 45 in *ESPN.com's* Top 150 list...Majored in housing at Georgia.

COMMUNITY: In 2014, established the Tyson Foundation, which aims to serve youth, young athletes and teenage mothers...Programs include connecting individuals with community mentors, hosting local football clinics and providing education classes for young mothers...Partnered with Athletes for Charity and Forever Free books for a book distribution with teammate Courtney Upshaw at Moravia Park Elementary School in Baltimore City...Continues to support the charitable initiatives of his teammates and the Ravens organization...Participated in Lardarius Webb's annual Charity Softball Tournament and Arthur Jones' "Holiday Toy Drive" benefitting the children of St. Vincent's Villa in Baltimore, a home for children with severe emotional and behavioral difficulties...Also supported Jacoby Jones' charity bowling night, the Haloti Ngata Family Foundation's charity Luau and attended the 10th annual Ravens and Police Athletic League coat distribution to Baltimore homeless men at the Helping Up Mission, joining teammates in delivering coats and warm weather coats to residents at the shelter... Additionally, took part in the Thanksgiving food distribution held at the Helping Up Mission.

2014

GAME-BY-GAME DEFENSE

RAVENS

Date/Opp.	TT	Solo	Asst.	Sacks	INT	PD	FF	FR
9/7 vs. Cin.	3	1	2	0-0	0-0	0	0	0
9/11 vs. Pit.	1	0	1	0-0	0-0	0	0	1
9/21 @ Cle.	1	1	0	0-0	0-0	0	0	0
9/28 vs. Car.	3	1	2	0-0	0-0	0	0	0
10/5 @ Ind.	5	1	4	0-0	0-0	0	0	0
10/12 @ TB	0	0	0	0-0	0-0	0	0	0
10/19 vs. Atl.	3	0	3	0-0	0-0	0	0	0
10/26 @ Cin.	0	0	0	0-0	0-0	0	0	0
11/2 @ Pit.	1	1	0	0-0	0-0	0	0	1
11/9 vs. Ten.				INACTIVE				
11/24 @ NO				INACTIVE				
11/30 vs. SD				INACTIVE				
12/7 @ Mia.				INACTIVE				
12/14 vs. Jax.				INACTIVE				
12/21 @ Hou.	1	0	1	0-0	0-0	0	0	0
12/28 vs. Cle.	3	2	1	1-9	0-0	0	0	0
Totals	21	7	14	1-9	0-0	0	0	2
Playoffs								
1/3/15 @ Pit.	0	0	0	0-0	0-0	0	0	0
1/10/15 @ NE				INACTIVE				
Totals	0	0	0	0-0	0-0	0	0	0



NO 100s HERE

Entering 2015, the Ravens haven't allowed a 100-yard rusher in 26-straight games, ranking as the NFL's longest active streak. The last player to gain "100" was Green Bay's Eddie Lacy (120) on 10/13/13.

LONGEST CURRENT STREAKS / CONSECUTIVE GAMES WITHOUT ALLOWING 100-YARD RUSHER

Rk.	Team	Games
1.	Baltimore Ravens	26
2.	New England Patriots	8

Rush "D" Quick Hits:

- The Ravens allowed 3.62 yards per carry in 2014, the NFL's third-best mark. Baltimore's 88.3 permitted rushing yards per game ranked fourth.

93 DeANGELO TYSON

2013

GAME-BY-GAME DEFENSE RAVENS

Date/Opp.	TT	Solo	Asst.	Sacks	INT	PD	FF	FR
9/5 @ Den.	0	0	0	0-0	0-0	0	0	0
9/15 vs. Cle.				INACTIVE				
9/22 vs. Hou.	1	0	1	0-0	0-0	0	0	0
9/29 @ Buf.	0	0	0	0-0	0-0	0	0	0
10/6 @ Mia.	0	0	0	0-0	0-0	0	0	0
10/13 vs. GB	0	0	0	0-0	0-0	0	0	0
10/20 @ Pit.				INACTIVE				
11/3 @ Cle.				INACTIVE				
11/10 vs. Cin.	2	2	0	1-4	0-0	0	0	0
11/17 @ Chi.	1	1	0	1-1	0-0	0	0	0
11/24 vs. NYJ	2	2	0	0-0	0-0	0	0	0
11/28 vs. Pit.	0	0	0	0-0	0-0	0	0	0
12/8 vs. Min.	0	0	0	0-0	0-0	0	0	0
12/16 @ Det.	0	0	0	0-0	1-0	1	0	0
12/22 vs. NE	3	3	0	0-0	0-0	0	0	0
12/29 @ Cin.	1	1	0	0-0	0-0	0	0	0
Totals	10	9	1	2-5	1-0	1	0	0

2012

GAME-BY-GAME DEFENSE RAVENS

Date/Opp.	TT	Solo	Asst.	Sacks	INT	PD	FF	FR
9/10 vs. Cin.				INACTIVE				
9/16 @ Phi.				INACTIVE				
9/23 vs. NE				INACTIVE				
9/27 vs. Cle.				INACTIVE				
10/7 @ KC				INACTIVE				
10/14 vs. Dal.				INACTIVE				
10/21 @ Hou.	2	1	1	0-0	0-0	0	0	0
11/4 @ Cle.	2	0	2	0-0	0-0	0	0	0
11/11 vs. Oak.	0	0	0	0-0	0-0	2	0	0
11/18 @ Pit.	2	1	1	0-0	0-0	0	0	0
11/25 @ SD	0	0	0	0-0	0-0	0	0	0
12/2 vs. Pit.	0	0	0	0-0	0-0	0	0	0
12/9 @ Was.	0	0	0	0-0	0-0	0	0	0
12/16 vs. Den.	2	0	2	0-0	0-0	0	0	0
12/23 vs. NYG	0	0	0	0-0	0-0	0	0	0
12/30 @ Cin.	3	1	2	0-0	0-0	0	0	0
Totals	11	3	8	0-0	0-0	2	0	0
Playoffs								
1/6/13 vs. Ind.	0	0	0	0-0	0-0	0	0	0
1/12/13 @ Den.	1	1	0	0-0	0-0	0	0	0
1/20/13 @ NE				INACTIVE				
2/3/13 @ SF	4	1	3	0-0	0-0	0	0	0
Totals	5	2	3	0-0	0-0	0	0	0

REGULAR SEASON

Year	Team	GP	GS	TACKLES			SACKS		INTERCEPTIONS					FUMBLES		
				TT	Solo	Asst.	No.	Yards	No.	Yards	LG	TD	PD	FF	FR	Yards
2012	Baltimore	10	2	11	3	8	0.0	0.0	0	0	0	0	2	0	0	0
2013	Baltimore	13	0	10	9	1	2.0	5.0	1	0	0	0	1	0	0	0
2014	Baltimore	11	4	21	7	14	1.0	9.0	0	0	0	0	0	0	2	0
Totals		34	6	42	19	23	3.0	14.0	1	0	0	0	3	0	2	0

CAREER SINGLE-GAME HIGHS (REGULAR SEASON)

Total Tackles: 5 (10/5/14 at Ind.)	Solo Tackles: 3 (12/22/13 vs. NE)
Sacks: 1 3 times (last: 12/28/14 vs. Cle.)	INTs: 1 (12/16/13 at Det.)
Forced Fumbles: None	Fumble Recoveries: 1 2 times (last: 11/2/14 at Pit.)
Passes Defensed: 2 (11/11/12 vs. Oak.)	

POSTSEASON

Year	Team	GP	GS	TACKLES			SACKS		INTERCEPTIONS					FUMBLES			
				TT	Solo	Asst.	No.	Yards	No.	Yards	LG	TD	PD	FF	FR	Yards	
2012	Baltimore	3	0	5	2	3	0.0	0.0	0	0	0	0	0	0	0	0	0
2014	Baltimore	1	0	0	0	0	0.0	0.0	0	0	0	0	0	0	0	0	0
Totals		4	0	5	2	3	0.0	0.0	0	0	0	0	0	0	0	0	0

STRONG SCORING DEFENSE IN 2014

Baltimore's defense ranked in the Top 6 in several scoring categories in 2014, including first in red zone take-aways (6), second in opponent red zone touchdown percentage (42.9), third in opponent goal-to-go touchdown efficiency (55.2%) and sixth in points allowed per game (18.9).

OPP. GOAL-TO-GOAL TD EFF.

1. San Diego 51.9
2. Kansas City 53.6
3. Baltimore 55.2
4. NY Giants 55.6

OPP. POINTS PER GAME


1. Seattle 15.9
2. Kansas City 17.6
Detroit 17.6
4. Buffalo 18.1
5. Arizona 18.7
6. Baltimore 18.9

OPP. RED ZONE TD PCT.

1. Kansas City 38.9
2. Baltimore 42.6
3. Arizona 43.9
4. St. Louis 46.2
5. Cleveland 46.3
6. Hou./NE 47.8

RED ZONE TAKE-AWAYS

1. Baltimore 6
Atlanta 6
Detroit 6
Houston 6



BALTIMORE
RAVENS

91

COURTNEY UPSHAW
OUTSIDE LINEBACKER | 6-2 | 272

COLLEGE: Alabama HS: Eufaula (AL)

BORN: 12/13/89, Eufaula, AL

EXP. (NFL/RAVENS): 4/4 GP/GS (PLAYOFFS): 48/36 (6/4)

TRANSACTIONS

Courtney Upshaw was selected by the Ravens with their first-overall pick in the second round (35th overall) of the 2012 NFL Draft...The Ravens traded their first-round choice (29th overall) to Minnesota for its 35th- and 98th-overall selections.

CAREER

- Saw action in all 16 games (career-high 14 starts) and contributed 42 tackles (25 solo) and 1 PD for a defense that allowed the NFL's sixth-fewest points per game (18.9) in 2014
- Started and tied a career high with 6 tackles (4 solo) at Hou. (12/21/14)
- Led all Ravens rookies with a career-high 55 tackles (34 solo), 1.5 sacks (-10 yards), 2 PD and 2 FRs while playing in all 16 games (nine starts) in his rookie year (2012)
- Started his first-career game (recording a career-high 6 tackles, since tied) at Phi. (9/16/12)
- Played in his first-career NFL game vs. Cin. (9/10/12)



2014: (16/14, 2/2) Contributed 42 tackles (25 solo) and 1 PD for a defense that finished second in the league (tied with Philadelphia) with 49 sacks (Buffalo - 54)...The Ravens allowed the sixth-fewest points per game (18.9) in 2014

- Started both postseason contests and produced 4 tackles, including 1 sack (-7 yards), for a defense that had 7 sacks and allowed just 82 rushing yards in two playoff games
- Started and tied a career high with 6 tackles (4 solo) in **game 15 at Hou. (12/21)**
- Started and registered a career-high-tying 5 solo tackles in **game 5 at Ind. (10/5)**
- Started and collected 4 tackles for a defense that held the Panthers to 67 yards rushing in the 38-10 victory in **game 4 vs. Car. (9/28)**
- Started and contributed 3 tackles for a defense that did not allow a TD and forced 3 turnovers (2 FRs and 1 INT) in the 26-6 victory in **game 2 vs. Pit. (9/11)**

2013: (16/13) Recorded 29 tackles (18 solo), 2 PD and 1.5 sacks (-13 yards)

- Started and posted 2 tackles and a half-sack (-4 yards) in **game 15 vs. NE (12/22)**
- Subbed and netted 2 solo tackles and a sack (-9 yards) for a defense that allowed 22 rushing yards (fourth fewest by an opponent in franchise history) in the 26-23 victory in **game 5 at Mia. (10/6)**
- Started and had 3 solo tackles for a defense that did not allow a TD for the second-consecutive contest and held the Texans to 25% (3-of-12) on third down in the 30-9 victory in **game 3 vs. Hou. (9/22)**
- Started and netted 2 tackles for a defense that didn't allow a TD and held the Browns to 27% (4-of-15) on third down in the 14-6 victory in **game 2 vs. Cle. (9/15)**

2012: (16/9, 4/2) Led all Ravens rookies with a career-high 55 tackles (34 solo), 1.5 sacks (-10 yards), 2 PD and 2 FRs...Also contributed 5 special teams stops in his first season

- Started and netted 2 tackles, including his first-career full sack (-4 yards), for a defense that held the Chargers to 20% on third down (3-of-15) in **game 11 at SD (11/25)**
- Netted 4 solo tackles and his first-career PD in the 55-20 victory in **game 9 vs. Oak. (11/11)**
- Started and had 2 tackles and his first-career FR for a defense that forced 4 turnovers in the victory over the Chiefs in **game 5 at KC (10/7)**
- Started his first-career NFL game and posted a career-high 6 tackles, including 5 solo, in **game 2 at Phi. (9/16)**
- Saw action in his first-career NFL game and recorded 4 tackles and a half-sack (first of his career) in the 44-13 victory in **game 1 vs. Cin. (9/10)**
- Recorded 9 tackles (7 solo) and 1 FF for a defense that forced 10 turnovers in four playoff games
- Started and posted 5 tackles (4 solo) and a FF (which was recovered by the Ravens) for a defense that held the 49ers to 22% on third down (2-of-9) in the 34-31 victory in **Super Bowl XLVII vs. SF (2/3/13)**

COLLEGE: Finished his Crimson Tide career with 141 tackles (88 solo), 17.5 sacks (-103 yards), 36.5 TFL, 6 FFs, 3 FRs (1 returned for a TD), 5 PD and 1 INT (which he returned for a 45-yard TD)...Earned first-team All-American honors by *The NFL Draft Report*, *Football Writers Association*, *The Sporting News*, *CBSSports.com*, *Sports Illustrated* and *ESPN.com* as a senior in 2011 and was a finalist for the Lombardi Award (nation's best LB or interior lineman) and the Butkus Award (nation's top LB)...Ranked third on the team, tying his career high with 52 tackles (37 solo), for National Champion

91 COURTNEY UPSHAW

Alabama...Had a team-leading 9.5 sacks (-62 yards), which tied for fourth in the SEC and tied for 16th nationally, en route to earning several All-American and first-team All-Conference honors...Finished second in the SEC and 18th nationally with a team-high 18 TFL (-90 yards), ranking seventh on the school's single-season record list...Registered 2 FFs, 1 PD and intercepted another for a 45-yard TD return...Helped the Crimson Tide lead the nation in rush defense (72.1 ypg), total defense (183.6 ypg) and scoring defense (8.2 ppg) on the way to the National Championship...Earned MVP honors after leading the team with 7 tackles (6 solo) and 1 FF in the BCS National Championship game against LSU...Established a career high with 52 tackles (32 solo), including 51 in the final 10 contests as a junior in 2010...Led the team with 14.5 TFL, including a team-high 7 sacks...Saw action in all 14 games (one start) and recorded 15 tackles (7 solo), including 1 TFL, and 4 QB hurries on the season as a sophomore in 2009... Played in 13 games and netted 22 tackles (12 solo), with 3 TFL, 1 QB pressure and 2 PD as a freshman...Graduated with a degree in human development from Alabama.

HIGH SCHOOL, PERSONAL: Prepped at Eufaula (AL) HS... Started at DE and TE, but *Rivals.com* regarded him as the nation's 12th-best OLB prospect and the ninth-best player in the state, placing a four-star rating on the senior...Earned

Alabama Class 5A Lineman of the Year honors from the *Alabama Sports Writers Association* and was an *ASWA* Class 5A All-State selection after posting 150 tackles (95 solo), 7 sacks, 1 INT, 3 FRs and 4 PD as a senior...Also caught 20 passes for 496 yards and 3 TDs...Was a consensus All-State pick as a junior, recording 96 tackles (61 solo) with 12 sacks and 3 INTs.

COMMUNITY: Supports the community efforts of both his teammates and the Ravens organization by attending A Purple Evening, the annual women's event at M&T Bank Stadium...In 2013, served as a mentor at the Big Brothers Big Sisters of the Greater Chesapeake's MentorZing event...In 2014, Upshaw joined teammate DeAngelo Tyson in donating and distributing 500 books to students at Moravia Park Elementary School (Baltimore City) in an effort to encourage childhood literacy...Visited patients to spread holiday cheer at the Johns Hopkins Children Center...Supports the community efforts of both his teammates and former teammates having attended Lardarius Webb's Charity Softball Game, former teammate Haloti Ngata's Family Foundation Luau, Chris Canty and former Ravens teammate Jameel McClain's annual "53 Families" holiday dinner event and the Ravens' Draft Day party.

2014

GAME-BY-GAME DEFENSE

RAVENS

Date/Opp.	TT	Solo	Asst.	Sacks	INT	PD	FF	FR
9/7 vs. Cin.	3	2	1	0-0	0-0	0	0	0
9/11 vs. Pit.	3	2	1	0-0	0-0	0	0	0
9/21 @ Cle.	5	3	2	0-0	0-0	1	0	0
9/28 vs. Car.	4	1	3	0-0	0-0	0	0	0
10/5 @ Ind.	5	5	0	0-0	0-0	0	0	0
10/12 @ TB	2	1	1	0-0	0-0	0	0	0
10/19 vs. Atl.	1	0	1	0-0	0-0	0	0	0
10/26 @ Cin.	4	2	2	0-0	0-0	0	0	0
11/2 @ Pit.	1	1	0	0-0	0-0	0	0	0
11/9 vs. Ten.	4	1	3	0-0	0-0	0	0	0
11/24 @ NO	2	2	0	0-0	0-0	0	0	0
11/30 vs. SD	1	1	0	0-0	0-0	0	0	0
12/7 @ Mia.	0	0	0	0-0	0-0	0	0	0
12/14 vs. Jax.	1	0	1	0-0	0-0	0	0	0
12/21 @ Hou.	6	4	2	0-0	0-0	0	0	0
12/28 vs. Cle.	0	0	0	0-0	0-0	0	0	0
Totals	42	25	17	0-0	0-0	1	0	0
Playoffs								
1/3/15 @ Pit.	2	1	1	1-7	0-0	0	0	0
1/10/15 @ NE	2	2	0	0-0	0-0	0	0	0
Totals	4	3	1	1-7	0-0	0	0	0

2013

GAME-BY-GAME DEFENSE

RAVENS

Date/Opp.	TT	Solo	Asst.	Sacks	INT	PD	FF	FR
9/5 @ Den.	1	1	0	0-0	0-0	0	0	0
9/15 vs. Cle.	2	1	1	0-0	0-0	0	0	0
9/22 vs. Hou.	3	3	0	0-0	0-0	0	0	0
9/29 @ Buf.	2	1	1	0-0	0-0	0	0	0
10/6 @ Mia.	2	2	0	1-9	0-0	0	0	0
10/13 vs. GB	2	0	2	0-0	0-0	0	0	0
10/20 @ Pit.	2	2	0	0-0	0-0	0	0	0
11/3 @ Cle.	2	0	2	0-0	0-0	0	0	0
11/10 vs. Cin.	4	4	0	0-0	0-0	1	0	0
11/17 @ Chi.	1	1	0	0-0	0-0	0	0	0
11/24 vs. NYJ	2	1	1	0-0	0-0	0	0	0
11/28 vs. Pit.	1	1	0	0-0	0-0	0	0	0
12/8 vs. Min.	1	0	1	0-0	0-0	1	0	0
12/16 @ Det.	1	0	1	0-0	0-0	0	0	0
12/22 vs. NE	2	0	2	0.5-4	0-0	0	0	0
12/29 @ Cin.	1	1	0	0-0	0-0	0	0	0
Totals	29	18	11	1.5-13	0-0	2	0	0

NOT IN OUR HOUSE

The Ravens allowed 13.6 points per game at M&T Bank in 2014, ranking as the NFL's top home average. Baltimore has permitted an NFL-best 15.3 ppg at home during the John Harbaugh Era (2008-14). Under "Harbs," the Ravens are 24-0 at home when allowing 10 points or less.

FEWEST POINTS/GAME ALLOWED AT HOME (2014 Season)

1. Baltimore.....13.6
2. Seattle.....15.4
3. Detroit.....15.6

91 COURTNEY UPSHAW

2012

GAME-BY-GAME DEFENSE RAVENS

Date/Opp.	TT	Solo	Asst.	Sacks	INT	PD	FF	FR
9/10 vs. Cin.	4	1	3	0.5-6	0-0	0	0	0
9/16 @ Phi.	6	5	1	0-0	0-0	0	0	0
9/23 vs. NE	4	3	1	0-0	0-0	0	0	0
9/27 vs. Cle.	3	1	2	0-0	0-0	0	0	0
10/7 @ KC	2	1	1	0-0	0-0	0	0	1
10/14 vs. Dal.	6	4	2	0-0	0-0	0	0	0
10/21 @ Hou.	4	2	2	0-0	0-0	0	0	0
11/4 @ Cle.	3	2	1	0-0	0-0	0	0	0
11/11 vs. Oak.	4	4	0	0-0	0-0	1	0	0
11/18 @ Pit.	3	1	2	0-0	0-0	0	0	1
11/25 @ SD	2	1	1	1-4	0-0	0	0	0
12/2 vs. Pit.	4	4	0	0-0	0-0	0	0	0
12/9 @ Was.	4	0	4	0-0	0-0	0	0	0
12/16 vs. Den.	5	4	1	0-0	0-0	1	0	0
12/23 vs. NYG	1	1	0	0-0	0-0	0	0	0
12/30 @ Cin.	0	0	0	0-0	0-0	0	0	0
Totals	55	34	21	1.5-10	0-0	2	0	2
Playoffs								
1/6/13 vs. Ind.	3	3	0	0-0	0-0	0	0	0
1/12/13 @ Den.	1	0	1	0-0	0-0	0	0	0
1/20/13 @ NE	0	0	0	0-0	0-0	0	0	0
2/3/13 @ SF	5	4	1	0-0	0-0	0	1	0
Totals	9	7	2	0-0	0-0	0	1	0



REGULAR SEASON

Year	Team	GP	GS	TACKLES			SACKS		INTERCEPTIONS					FUMBLES		
				TT	Solo	Asst.	No.	Yards	No.	Yards	LG	TD	PD	FF	FR	Yards
2012	Baltimore	16	9	55	34	21	1.5	10.0	0	0	0	0	2	0	2	5
2013	Baltimore	16	13	29	18	11	1.5	13.0	0	0	0	0	2	0	0	0
2014	Baltimore	16	14	42	25	17	0.0	0.0	0	0	0	0	1	0	0	0
Totals		48	36	126	77	49	3.0	23.0	0	0	0	0	5	0	2	5

SPECIAL TEAMS TACKLES (5): 2012 (5)

CAREER SINGLE-GAME HIGHS (REGULAR SEASON)

Total Tackles:
6 3 times (last: 12/21/14 at Hou.)

Solo Tackles:
5 2 times (last: 10/5/14 at Ind.)

Sacks:
1 2 times (last: 10/6/13 at Mia.)

INTS:
None

Forced Fumbles:
None

Fumble Recoveries:
1 2 times (last: 11/18/12 at Pit.)

Passes Defensed:
1 5 times (last: 9/21/14 at Cle.)

Additional Statistics: Recorded a FF on special teams (12/9/12 at Was.)

POSTSEASON

Year	Team	GP	GS	TACKLES			SACKS		INTERCEPTIONS					FUMBLES		
				TT	Solo	Asst.	No.	Yards	No.	Yards	LG	TD	PD	FF	FR	Yards
2012	Baltimore	4	2	9	7	2	0.0	0.0	0	0	0	0	0	1	0	0
2014	Baltimore	2	2	4	3	1	1.0	7.0	0	0	0	0	0	0	0	0
Totals		6	4	13	10	3	1.0	7.0	0	0	0	0	0	1	0	0

FIERCE PASS RUSH

The Ravens' defense racked up 49 sacks in 2014, producing the NFL's second-most QB drops (tied with Philadelphia). The 49 also tie (1999) for the second most in Ravens single-season history.

RAVENS SACKS (Single-Season Records)

1. 2006	60
2. 2014	49
1999	49



NFL SACKS LEADERS (2014 Season)

1. Buffalo	54
2. Baltimore	49
Philadelphia	49



BALTIMORE
RAVENS

96

BRENT URBAN
DEFENSIVE END | 6-7 | 295

COLLEGE: Virginia HS: Lorne Park Secondary (Mississauga, Ontario)

BORN: 5/5/91, Brampton, Ontario

EXP. (NFL/RAVENS): 2/2 GP/GS (PLAYOFFS): 0/0 (0/0)

TRANSACTIONS

Brent Urban was placed on Injured Reserve (knee) 8/25/14...Originally selected by the Ravens in the fourth round (134th overall) of the 2014 NFL Draft.

CAREER

- Spent his entire rookie season (2014) on Injured Reserve due to a knee injury suffered in training camp



2014: (IR) Spent his entire rookie season on Injured Reserve due to a knee injury suffered in training camp...Was placed on IR on 8/25/14

COLLEGE: Started 20 of 36 games in his Virginia career, producing 75 total tackles (26 solo), 16.5 TFL (-48 yards), 3 sacks (-15 yards), 2 FRs, 1 FF and 11 PD...Started all eight games he played in and earned honorable mention All-ACC accolades despite being limited by a high ankle sprain for much of the season as a senior in 2013...Led all NCAA down linemen in the nation and finished sixth overall in the ACC with 9 PD...Recorded a career-high 40 tackles (13 solo), 1 sack and finished second on the team with 11.5 TFL (-34 yards)...One of just 11 Cavaliers to start every game (12), seeing action mostly at strong-side DT as a junior in 2012...Recorded 20 tackles (7 solo), 2 sacks and 2.5 TFL (-11 yards)... Also had a FR he returned 16 yards for a TD...Saw action in 13 games and finished with 15 tackles (6 solo) and 2.5 TFL (-3

yards) as a sophomore in 2011...Did not record any tackles in the three games he saw playing time as a redshirt freshman in 2010...Participated in 13 defensive plays and one more on special teams...Redshirted as a true freshman in 2009.

HIGH SCHOOL, PERSONAL: Prepped at Lorne Park Secondary School (Mississauga, Ontario)...Was a two-time *Toronto Star* All-Star...Recorded 16 TFL, including 10 sacks, and 8 PD as a junior...Was an imposing figure who played left wing for one of the top junior hockey teams in North America, a Triple-A club called the Mississauga Ice Dogs...His teammates included NHL players Ryan Ellis (Nashville Predators), Casey Cizikas (New York Islanders) and Jamie Devane (Toronto Marlies, the AHL affiliate of the Toronto Maple Leafs)...Also starred for his school's basketball team...Selected as the 15th-overall pick in the 2013 Canadian Football League Draft by the Hamilton Tiger-Cats...Was a general studies major at Virginia.

REGULAR SEASON

Year	Team	GP	GS	TACKLES			SACKS		INTERCEPTIONS				FUMBLES			
				TT	Solo	Asst.	No.	Yards	No.	Yards	LG	TD	PD	FF	FR	Yards
2014	Baltimore	0	0	INJURED RESERVE - KNEE			--	--	--	--	--	--	--	--	--	--
Totals		0	0	0	0	0	0	0	0	0	0	0	0	0	0	0

CAREER SINGLE-GAME HIGHS (REGULAR SEASON)

Total Tackles: None	Solo Tackles: None
Sacks: None	INTs: None
Forced Fumbles: None	Fumble Recoveries: None
Passes Defensed: None	

POSTSEASON

Year	Team	GP	GS	TACKLES			SACKS		INTERCEPTIONS				FUMBLES			
				TT	Solo	Asst.	No.	Yards	No.	Yards	LG	TD	PD	FF	FR	Yards
2014	Baltimore	0	0	INJURED RESERVE - KNEE			--	--	--	--	--	--	--	--	--	--
Totals		0	0	0	0	0	0	0	0	0	0	0	0	0	0	0

DID YOU KNOW?

From 2011-14, the Ravens posted 100 total sacks in games played at M&T Bank Stadium. That figure ties (Buffalo) for the NFL's second-most home sacks during this span, falling just one short of Minnesota's 101.



BALTIMORE
RAVENS

64

JOHN URSCHEL
GUARD/CENTER | 6-3 | 305

COLLEGE: Penn State HS: Canisius (Buffalo, NY)

BORN: 6/24/91, Winnipeg, Canada

EXP. (NFL/RAVENS): 2/2 GP/GS (PLAYOFFS): 11/3 (2/2)

TRANSACTIONS

John Urschel was selected by the Ravens in the fifth round (175th overall) of the 2014 NFL Draft.

CAREER

- Saw action in 11 games (three starts) as a rookie in 2014 for an offense that established franchise single-season records in yards (5,838) and points scored (409)
- Was part of an O-line that only allowed 19 sacks, second fewest in the NFL (2014)
- Helped QB Joe Flacco establish career highs in passing yards (3,986) and TD passes (27), completing 62.1% of his passes (344 of 5554) for a 91.0 QB rating (2014)
- Played in his first-career NFL game, starting at LG (Kelechi Osemele - knee) for an offense that gained 475 yards (306 passing and 169 rushing) and racked up 6 TDs in the 48-17 victory at TB (10/12/14)



2014: (11/3, 2/2) Helped an offense that established franchise single-season records in yards (5,838) and points scored (409)...Helped QB Joe Flacco establish career highs in passing yards (3,986) and TD passes (27), completing 62.1% of his passes (344 of 554) for a 91.0 QB rating

- Started both postseason contests at RG (Marshal Yanda started at RT due to Rick Wagner being placed on IR with a foot injury) for an offense that produced 727 yards and 61 points, including a single-game postseason franchise-record 4 TD passes by QB Joe Flacco (1/10/15 at NE)
- Started at RG and helped the Ravens gain 419 yards, including 238 yards and 17 unanswered points in the fourth quarter, in the 20-10 victory in the **season finale vs. Cle. (12/28)**
- Played on special teams in **games 11-13**
- Saw action at LG in **game 8 at Cin. (10/26)**
- Started at LG for an offense that had produced at least 23 points in five of its last six games in the 29-7 victory in **game 7 vs. Atl. (10/19)**
- Played in his first-career NFL game, starting at LG (Kelechi Osemele - knee) for an offense that gained 475 yards (306 passing and 169 rushing) and racked up 6 TDs in the 48-17 victory in **game 6 at TB (10/12)**...Helped protect QB Joe Flacco, allowing him to complete 75% of his passes (21 of 28) for 306 yards (his franchise-record 19th 300-yard game) and a franchise-record-tying 5 TDs for a franchise-record 149.7 QB rating against the Buccaneers...Also helped RB Justin Forsett rush for his third-career 100-yard game (finishing with 111 yards on 14 rushes for a 7.9 avg.)...The O-line did not allow a sack for the fourth time in six games on the season...Also had a special teams tackle on a blocked FGA
- Was a game-day inactive in **games 1-5**

COLLEGE: Appeared in 40 games and started every contest (24) at RG as a junior (2012) and senior (2013)...Recorded 21 TD-resulting blocks and 181 key blocks/knockdowns in his two full seasons as a starter...Earned third-team All-American and first-team All-Big Ten accolades for the second-consecutive season after starting all 12 games at RG as a senior in 2013, becoming just the third Penn State offensive lineman to earn multiple first-team All-Big Ten honors (Jeff Hartings, 1993-95; Stefen Wisniewski, 2009-10)...Received the Nittany Lions' O-line Player of the Game honor in 10 of 12 contests and served as team captain...Recorded 12 TD-resulting blocks and 97 knockdowns for an offense that gained 5,198 yards and scored 43 TDs...Also named first-team Capital One/CoSIDA Academic All-American for the second-straight season and was awarded Academic...All-Big Ten honors for the third-consecutive season after starting all 12 games at RG as a junior in 2012...Recorded 84 knockdowns, en route to helping Penn State lead the Big Ten in total offense (437.0 ypg), rank second in scoring offense (32.6 ppg) and passing offense (283.1 ypg)...Paved the way for RB Zach Zwinak to rush for 1,000 yards, marking the eighth-consecutive season the Nittany Lions produced a 1,000-yard rusher...Earned Academic All-Big Ten honors after appearing in all 13 games as a reserve offensive guard as a sophomore in 2011...Was part of an offensive line that led the Big Ten in fewest sacks allowed, permitting only 14 on the season...Earned Academic All-Big Ten honors for the first time after appearing in three games (one start) as a redshirt sophomore in 2010...Started his first-career game at RG, playing 66 snaps in a 41-24 win vs. Indiana (11/20/10)...Redshirted as a true freshman in 2009.

64 JOHN URSCHEL

HIGH SCHOOL, PERSONAL: Prepped at Canisius (Buffalo, NY) HS, where he earned All-State and Western New York Lineman of the Year honors during his senior season after recording 77 tackles and 4.5 sacks at DT...Was a captain of the football team his senior season, while also serving as a three-year captain for the track and field team...Won the CHSAA Indoor Championship in 2009 with a 12-pound shot put toss of 56'-5.75" and had a 50'-0.25" toss at the 2009 New York Indoor Championships...In 2013, became the first Penn State player to win the William V. Campbell Trophy, given to the nation's premier college football scholar-athlete...Recipient of the 2013 Senior CLASS Award, which is based on excellence in four fields: classroom, community, character and competition... Taught Trigonometry and analytic geometry during the 2013 spring semester and taught integral vector calculus during the 2013 fall semester on the University Park campus...

Authored a paper titled, "Instabilities of the Sun-Jupiter-Asteroid Three Body Problem" that was published in 2012 in the journal *Celestial Mechanics and Dynamic Astronomy*... Earned his degree in math in three years, graduated with a master's degree in math in one year, and is working on a second master's in math education, while maintaining a 4.0 GPA...Served as the student marshal for mathematics majors at the 2012 spring commencement...Went back to his alma mater to teach mathematics during the 2015 offseason.

COMMUNITY: In his first year with the Ravens, Urschel supported both his teammates' and the organization's community efforts by attending Eugene Monroe's Holiday Food and Toy Drive, A Purple Evening, the team's annual women's event at M&T Bank Stadium, and Holiday Helpers, the team's annual youth holiday shopping event at Target.



ALL-AROUND MAN

John Urschel is an accomplished football player and also a well-rounded person off the field. In 2015, he co-authored a paper in the *Journal of Computational Mathematic*s titled "A Cascadic Multigrid Algorithm for Computing the Fiedler Vector of Graph Laplacians" and includes "a cascadic multigrid algorithm for fast computation of the Fiedler vector of a graph Laplacian, namely, the eigenvector corresponding to the second smallest eigenvalue." He also wrote a well-received article in *The Players' Tribute* called "Why I Still Play Football," in response to the sudden retirement of 49ers LB Chris Borland.



BALTIMORE
RAVENS

40

CASSIUS VAUGHN
CORNERBACK | 5-11 | 195

COLLEGE: Mississippi HS: Memphis (TN) East

BORN: 11/3/87, Memphis, TN

EXP. (NFL/RAVENS): 6/1 GP/GS (PLAYOFFS): 67/23 (3/1)

TRANSACTIONS

Cassius Vaughn signed with the Ravens (one-year contract) as an unrestricted free agent on 5/29/15...Signed by Detroit on 4/7/14...Re-signed with Indianapolis on 3/18/13...Traded to the Colts on 5/23/12...Originally signed as an undrafted free agent by the Broncos on 4/26/10.

HONORS

- AFC Defensive Player of the Week (Week 14, 2012)

CAREER

- Enters 2015 with 138 tackles (119 solo), 24 PD, 7 INTs (two returned for TDs), 2 FR and 1 FF
- Established career highs in games played (16), starts (11), tackles (70 - third on the team), solo stops (60 - third on team) and a team-leading 9 PD, adding 1 INT (returned for a TD) while with the Colts in 2012
- Posted a career-high 10 tackles (all solo) vs. Hou. (12/30/12) while with Indianapolis
- Scored his first-career TD on a 55-yard INT return vs. SD (10/9/11) when playing with the Broncos



2014: (with Detroit – 13/5, 1/0) Recorded 18 tackles (16 solo), 5 PD, 2 INTs (returned for 70 yards) and 1 FR

- Subbed and recorded 2 solo tackles in the **Wild Card game at Dal. (1/4/15)**
- Started and posted a season-high 4 tackles (3 solo) and 1 PD in **game 13 vs. TB (12/7)**
- Started and recorded 2 solo tackles, 1 PD and 1 INT (returned for 25 yards) in **game 10 at Ari. (11/16)**
- Had 1 solo tackle, 1 PD and 1 INT (returned for 45 yards) in **game 8 at Atl. (10/26)**

2013: (with Indianapolis – 16/4, 1/0) Contributed 28 tackles (25 solo), 6 PD (tied for fourth on the team), a career-high 3 INTs (second on team), adding 1 FF and 1 FR

- Saw action from scrimmage and on special teams in the **Wild Card game vs. KC (1/4/14)**
- Had 2 solo tackles, 2 PD and a career-high 2 INTs (returned for 8 yards) in **game 12 vs. Ten. (12/1)**
- Started and netted a season-high 7 tackles, including 6 solo, in **game 11 at Ari. (11/24)**
- Posted 6 tackles (5 solo) and 2 PD in **game 10 at Ten. (11/14)**

2012: (with Indianapolis – 16/11, 1/1) Established career highs in games played (16), starts (11), tackles (70 - third on team), solo stops (60 - third on team) and a team-leading 9 PD, adding 1 INT (returned for a TD)

- Started his first-career playoff game and recorded a postseason-career-high 4 tackles (all solo) in the **Wild Card game at Bal. (1/6/13)**
- Started and collected a career-high 10 tackles (all solo) in the **season finale vs. Hou. (12/30)**

- Earned AFC Defensive Player of the Week honors (Week 14) after recording 8 tackles (all solo), a career-high 3 PD and 1 INT (returned for a TD) in **game 13 vs. Ten. (12/9)**

2011: (with Denver – 9/3) Netted 19 tackles (15 solo), 4 PD and his first-career INT, which he returned 55 yards for his first-career TD while starting three games in 2011 (finished the season on Injured Reserve (broken leg)

- Recorded a 67-yard KOR TD and had a special teams FR in **game 10 vs. NYJ (11/17)**
- Posted 3 solo tackles, 2 PD and his first-career INT, which he returned 55 yards for his first-career TD, in **game 5 vs. SD (10/9)**
- Started and produced a season-high 6 tackles (4 solo), including 1 TFL, in **game 4 at Ten. (9/25)**
- Started his first-career NFL game and responded with 5 tackles (4 solo) and 2 PD in **game 3 vs. Cin. (9/18)**

2010: (with Denver – 13/0) Produced 3 tackles from scrimmage and 4 special teams stops as a rookie...Also had 2 KORs for 125 yards (62.5 avg), including a 97-yard TD return

- Had 2 KORs for 125 yards (62.5 avg), including a 97-yard TD return, in the **season finale vs. SD (1/2/11)**...Return was the third-longest play in Broncos history and the second-longest by an undrafted rookie in NFL history
- Recorded his first-career tackles from scrimmage (2 total stops) in **game 2 vs. Sea. (9/19)**
- Played in his first-career NFL game and contributed his first-career special teams tackle in the **season opener at Jax. (9/12)**

40 CASSIUS VAUGHN

2014

GAME-BY-GAME DEFENSE LIONS

Date/Opp.	TT	Solo	Asst.	Sacks	INT	PD	FF	FR
9/8 vs. NYG	0	0	0	0-0	0-0	0	0	0
9/14 @ Car.	1	1	0	0-0	0-0	0	0	0
9/21 vs. GB				INACTIVE				
9/28 @ NYJ				INACTIVE				
10/5 vs. Buf.				INACTIVE				
10/12 @ Min.	1	1	0	0-0	0-0	0	0	0
10/19 vs. NO	2	2	0	0-0	0-0	0	0	0
10/26 @ Atl.	1	1	0	0-0	1-45	1	0	0
11/9 vs. Mia.	2	2	0	0-0	0-0	1	0	0
11/16 @ Ari.	2	2	0	0-0	1-25	1	0	0
11/23 @ NE	1	1	0	0-0	0-0	0	0	0
11/27 vs. Chi.	0	0	0	0-0	0-0	1	0	0
12/7 vs. TB	4	3	1	0-0	0-0	1	0	0
12/14 vs. Min.	1	1	0	0-0	0-0	0	0	0
12/21 @ Chi.	2	2	0	0-0	0-0	0	0	0
12/28 @ GB	1	0	1	0-0	0-0	0	0	1
Totals	18	16	2	0-0	2-70	5	0	1
Playoffs								
1/4/15 @ Dal.	2	2	0	0-0	0-0	0	0	0
Totals	2	2	0	0-0	0-0	0	0	0

2012

GAME-BY-GAME DEFENSE COLTS

Date/Opp.	TT	Solo	Asst.	Sacks	INT	PD	FF	FR
9/9 @ Chi.	0	0	0	0-0	0-0	0	0	0
9/16 vs. Min.	0	0	0	0-0	0-0	0	0	0
9/23 vs. Jax.	0	0	0	0-0	0-0	0	0	0
10/7 vs. GB	5	5	0	0-0	0-0	0	0	0
10/14 @ NYJ	4	2	2	0-0	0-0	1	0	0
10/21 vs. Cle.	3	3	0	0-0	0-0	1	0	0
10/28 @ Ten.	4	3	1	0-0	0-0	0	0	0
11/4 vs. Mia.	6	4	2	0-0	0-0	0	0	0
11/8 @ Jax.	7	6	1	0-0	0-0	0	0	0
11/18 @ NE	3	2	1	0-0	0-0	0	0	0
11/25 vs. Buf.	2	2	0	0-0	0-0	2	0	0
12/2 @ Det.	9	8	1	0-0	0-0	2	0	0
12/9 vs. Ten.	8	8	0	0-0	1-3t	3	0	0
12/16 @ Hou.	5	4	1	0-0	0-0	0	0	0
12/23 @ KC	4	3	1	0-0	0-0	0	0	0
12/30 vs. Hou.	10	10	0	0-0	0-0	0	0	0
Totals	70	60	10	0-0	1-3t	9	0	0
Playoffs								
1/6/13 @ Bal.	4	4	0	0-0	0-0	0	0	0
Totals	4	4	0	0-0	0-0	0	0	0

2010

GAME-BY-GAME DEFENSE BRONCOS

Date/Opp.	TT	Solo	Asst.	Sacks	INT	PD	FF	FR
9/12 @ Jax.	0	0	0	0-0	0-0	0	0	0
9/19 vs. Sea.	2	2	0	0-0	0-0	0	0	0
9/26 vs. Ind.	0	0	0	0-0	0-0	0	0	0
10/3 @ Ten.	0	0	0	0-0	0-0	0	0	0
10/10 @ Bal.	0	0	0	0-0	0-0	0	0	0
10/17 vs. NYJ	0	0	0	0-0	0-0	0	0	0
10/24 vs. Oak.	1	1	0	0-0	0-0	0	0	0
10/31 @ SF	0	0	0	0-0	0-0	0	0	0
11/14 vs. KC				INACTIVE				
11/22 @ SD				INACTIVE				
11/28 vs. STL	0	0	0	0-0	0-0	0	0	0
12/5 @ KC	0	0	0	0-0	0-0	0	0	0
12/12 @ Ari.	0	0	0	0-0	0-0	0	0	0
12/19 @ Oak.				INACTIVE				
12/26 vs. Hou.	0	0	0	0-0	0-0	0	0	0
1/2/11 vs. SD	0	0	0	0-0	0-0	0	0	0
Totals	3	3	0	0-0	0-0	0	0	0

2013

GAME-BY-GAME DEFENSE COLTS

Date/Opp.	TT	Solo	Asst.	Sacks	INT	PD	FF	FR
9/8 vs. Oak.	0	0	0	0-0	0-0	0	0	0
9/15 vs. Mia.	0	0	0	0-0	0-0	0	0	0
9/22 @ SF	0	0	0	0-0	1-1	1	0	0
9/29 @ Jax.	0	0	0	0-0	0-0	0	0	0
10/6 vs. Sea.	0	0	0	0-0	0-0	0	0	0
10/14 @ SD	0	0	0	0-0	0-0	0	0	0
10/20 vs. Den.	3	2	1	0-0	0-0	1	0	0
11/3 @ Hou.	4	4	0	0-0	0-0	0	0	0
11/10 vs. STL	2	2	0	0-0	0-0	0	0	1
11/14 @ Ten.	6	5	1	0-0	0-0	2	0	0
11/24 @ Ari.	7	6	1	0-0	0-0	0	0	0
12/1 vs. Ten.	2	2	0	0-0	2-8	2	0	0
12/8 @ Cin.	1	1	0	0-0	0-0	0	0	0
12/15 vs. Hou.	0	0	0	0-0	0-0	0	0	0
12/22 @ KC	0	0	0	0-0	0-0	0	1	0
12/29 vs. Jax.	3	3	0	0-0	0-0	0	0	0
Totals	28	25	3	0-0	3-9	6	1	1
Playoffs								
1/4/14 vs. KC				INACTIVE				
1/11/14 @ NE	0	0	0	0-0	0-0	0	0	0
Totals	0	0	0	0-0	0-0	0	0	0

2011

GAME-BY-GAME DEFENSE BRONCOS

Date/Opp.	TT	Solo	Asst.	Sacks	INT	PD	FF	FR
9/8 vs. Oak.	0	0	0	0-0	0-0	0	0	0
9/12 vs. Oak.	1	1	0	0-0	0-0	0	0	0
9/18 vs. Cin.	5	4	1	0-0	0-0	2	0	0
9/25 @ Ten.	6	4	2	0-0	0-0	0	0	0
10/2 @ GB	4	3	1	0-0	0-0	0	0	0
10/9 vs. SD	3	3	0	0-0	1-55t	2	0	0
10/23 @ Mia.	0	0	0	0-0	0-0	0	0	0
10/30 vs. Det.	0	0	0	0-0	0-0	0	0	0
11/6 @ Oak.				INACTIVE - HAMSTRING				
11/13 @ KC				INACTIVE - HAMSTRING				
11/17 vs. NYJ	0	0	0	0-0	0-0	0	0	0
11/27 @ SD	0	0	0	0-0	0-0	0	0	0
12/4 @ Min.				INJURED RESERVE - BROKEN LEG				
12/11 vs. Chi.				INJURED RESERVE - BROKEN LEG				
12/18 vs. NE				INJURED RESERVE - BROKEN LEG				
12/24 @ Buf.				INJURED RESERVE - BROKEN LEG				
1/1/12 vs. KC				INJURED RESERVE - BROKEN LEG				
Totals	19	15	4	0-0	1-55t	4	0	0
Playoffs								
1/8/12 vs. Pit.				INJURED RESERVE - BROKEN LEG				
1/14/12 @ NE				INJURED RESERVE - BROKEN LEG				
Totals	0	0	0	0-0	0-0	0	0	0



40 CASSIUS VAUGHN

COLLEGE: Saw action in 50 career games in four years at Mississippi...Finished college career with 152 tackles (107 solo), 5 INTs, 20 PD and 2 FFs...Tied for seventh in the SEC with 13 PD and finished with 56 tackles (44 solo) as a senior in 2009.

HIGH SCHOOL, PERSONAL: Prepped at Memphis (TN) East HS, where he was a *SuperPrep* All-Dixie and was a *PrepStar* All-Region selection as a senior...Was a two-way standout, playing RB, WR and QB on offense and DB on the defensive side of the ball.

REGULAR SEASON

Year	Team	GP	GS	TACKLES			SACKS		INTERCEPTIONS					FUMBLES			
				TT	Solo	Asst.	No.	Yards	No.	Yards	LG	TD	PD	FF	FR	Yards	
2010	Denver	13	0	3	3	0	0.0	0.0	0	0	0	0	0	0	0	0	0
2011	Denver	9	3	19	15	4	0.0	0.0	1	55	55t	1	4	0	0	0	
2012	Indianapolis	16	11	70	60	10	0.0	0.0	1	3	3t	1	*9	0	0	0	
2013	Indianapolis	16	4	28	25	3	0.0	0.0	3	9	8	0	6	1	1	0	
2014	Detroit	13	5	18	16	2	0.0	0.0	2	70	45	0	5	0	1	0	
Totals		67	23	138	119	19	0.0	0.0	7	137	55t	2	24	1	2	0	

*LED TEAM

SPECIAL TEAMS TACKLES (9): 2010 (5); 2011 (1); 2012 (0); 2013 (2); 2014 (1)

CAREER SINGLE-GAME HIGHS (REGULAR SEASON)

Total Tackles:
10 (12/30/12 vs. Hou.)

Sacks:
None

Forced Fumbles:
1 (12/22/13 at KC)

Passes Defensed:
3 (12/9/12 vs. Ten.)

Solo Tackles:
10 (12/30/12 vs. Hou.)

INTs:
2 (12/1/13 vs. Ten.)

Fumble Recoveries:
1 2 times (last: 12/28/14 at GB)

Additional Statistics: Has 24 KORs for 686 yards (28.6 avg.), including a 97-yard TD (1/2/11 vs. SD) and a 67-yard TD (11/17/11 vs. NYJ)...Also has 4 FRs on special teams

POSTSEASON

Year	Team	GP	GS	TACKLES			SACKS		INTERCEPTIONS					FUMBLES			
				TT	Solo	Asst.	No.	Yards	No.	Yards	LG	TD	PD	FF	FR	Yards	
2011	Denver	0	0	IR - BROKEN LEG			--	--	--	--	--	--	--	--	--	--	--
2012	Indianapolis	1	1	4	4	0	0.0	0.0	0	0	0	0	0	0	0	0	0
2013	Indianapolis	1	0	0	0	0	0.0	0.0	0	0	0	0	0	0	0	0	0
2014	Detroit	1	0	2	2	0	0.0	0.0	0	0	0	0	0	0	0	0	0
Totals		3	1	6	6	0	0.0	0.0	0	0	0	0	0	0	0	0	0

SOLID SCORING DEFENSE

The Ravens allowed 18.9 points per game in 2014, ranking as the NFL's sixth-best average. Baltimore allowed just 30 TDs, the league's fourth fewest. The 2014 campaign marked the 12th time the Ravens have finished among the NFL's Top 10 scoring defenses during their 19 seasons (1996-2014).

NFL's FEWEST POINTS PER GAME ALLOWED (2014 Season)

Rk.	Team	Points	Points/Game
1.	Seattle Seahawks	254	15.9
2.	Kansas City Chiefs	281	17.6
3.	Detroit Lions	282	17.6
4.	Buffalo Bills	289	18.1
5.	Arizona Cardinals	299	18.7
6.	Baltimore Ravens	302	18.9



BALTIMORE
RAVENS

71

RICK WAGNER
GUARD/TACKLE | 6-6 | 310

COLLEGE: Wisconsin HS: Nathan Hale (WI)
BORN: 10/21/89, West Allis, WI
EXP. (NFL/RAVENS): 3/3 GP/GS (PLAYOFFS): 31/17 (0/0)

TRANSACTIONS

Rick Wagner was selected by the Ravens in the fifth round (168th overall) of the 2013 NFL Draft.

CAREER

- Started 15 games at RT for an offense that established franchise single-season records in yards (5,838) and points scored (409), before being placed on Injured Reserve (foot) on 12/23/14...Helped QB Joe Flacco establish career highs in passing yards (3,986) and TD passes (27), completing 62.1% of his passes (344 of 554) for a 91.0 QB rating
- Part of an O-line that only allowed 19 sacks, the second fewest in the NFL (2014)
- Started at RT for an offense that gained 475 yards (306 passing and 169 rushing) and racked up 6 TDs in the 48-17 victory at TB (10/12/14)...Helped protect QB Joe Flacco, allowing him to complete 75% of his passes (21 of 28) for 306 yards and a franchise-record-tying 5 TDs for a Ravens' record 149.7 QB rating against the Buccaneers...Also helped pave the way for RB Justin Forsett to rush for his third-career 100-yard game (finishing with 111 yards on 14 rushes for a 7.9 avg.)
- Started at his first-career game at RT and helped protect QB Joe Flacco, allowing him to set career highs in passing attempts (62 - tied), completions (35) and long pass (80 yards), as well as opening holes, allowing the Ravens to average 4.7 yards per carry vs. Cin. (9/7/14)
- Started his first-career game as an extra TE (Ravens began the game in their "jumbo" package) and helped protect QB Joe Flacco, allowing him to throw for 342 yards, 2 TDs and no INTs for a 112.6 QB rating vs. GB (10/13/13)



2014: (15/15, 0/0) Started 15 games at RT for an offense that established franchise single-season records in yards (5,838) and points scored (409), before being placed on IR (foot) on 12/23...Helped QB Joe Flacco establish career highs in passing yards (3,986) and TD passes (27), completing 62.1% of his passes (344 of 554) for a 91.0 QB rating

- Started at RT and helped the Ravens total 447 yards (264 passing and 183 rushing) and 4 TDs (2 rushing and 2 passing) in the 28-13 victory in **game 13 at Mia. (12/7)**
- Started at RT and helped the Ravens rush for 151 yards and 2 TDs on 34 carries (4.4 avg.), including 112 yards and 2 TDs by RB Justin Forsett, against the Titans in the 21-7 victory in **game 10 vs. Ten. (11/9)**
- Started at RT for an offense that gained 475 yards (306 passing and 169 rushing) and racked up 6 TDs in the 48-17 victory in **game 6 at TB (10/12)**...Helped protect QB Joe Flacco, allowing him to complete 75% of his passes (21 of 28) for 306 yards (his franchise-record 19th 300-yard game) and a franchise-record-tying 5 TDs for a Ravens' record 149.7 QB rating against the Buccaneers...Also helped RB Justin Forsett rush for his third-career 100-yard game (finishing with 111 yards on 14 rushes for a 7.9 avg.)...The O-line did not allow a sack for the fourth time in six games on the season
- Started at RT for an offense that posted 454 total yards and 5 TDs in the 38-10 victory in **game 4 vs. Car. (9/28)**... Part of an O-line that did not give up a sack for the third-

consecutive game and allowed Flacco time to throw for 327 yards and 3 TDs for a then-franchise-record 137.4 QB rating...The Ravens also rushed for 127 yards (4.2 avg.) and 2 TDs against the Panthers

- Started his first-career game at RT and helped protect Flacco, who set career highs in passing attempts (62 - tied), completions (35) and long pass (80 yards), as well as opening holes, allowing the Ravens to average 4.7 yards per carry, in the **season opener vs. Cin. (9/7)**

2013: (16/2) Saw action in all 16 games, including two starts as a TE in the "jumbo" package

- Started (Ravens began the game in their "jumbo" package) and saw action on special teams in **game 15 vs. NE (12/22)**
- Played from scrimmage in the "jumbo" package and on special teams in **game 10 at Chi. (11/17)**
- Started his first-career NFL game (Ravens began the game in their "jumbo" package) and helped protect QB Joe Flacco, allowing him to throw for 342 yards, 2 TDs and no INTs for a 112.6 QB rating in **game 6 vs. GB (10/13)**
- Played in his first-career NFL game and saw extended action at RT due to a Michael Oher ankle injury...Helped protect QB Joe Flacco, who set career highs in passing attempts (62) and completions (34), while throwing for 362 yards (14th-career 300-yard game) and 2 TDs in **game 1 at Den. (9/5)**

71 RICK WAGNER

COLLEGE: Appeared in 51 games at Wisconsin, including 37 starts (27 at LT and 10 at RT), missing three games in his career...Served as team captain as a senior in 2012 when he started all 13 games and earned first-team All-Big Ten and Academic All-Big Ten honors, as well as several All-American nods...Was also recognized with the Tom Wiesner Award, presented to a Wisconsin-born player who exhibits the qualities of loyalty, hard work, spirit and dedication...Had a career-high 72 knockdowns and recorded 15 TD-resulting blocks...Helped the Badgers rank 13th nationally averaging 236.4 rushing yards per contest...Blocked for an offense that posted 38 rushing TDs and averaged 5.2 yards per carry, led by RB Montee Ball who amassed 1,830 rushing yards and 22 TDs...Helped pave the way for Ball, who recorded 10 100-yard games and two 200-yard outputs...RB James White added 840 rushing yards and 12 TDs behind the offensive line...Named All-Big Ten honorable mention after starting all 14 games at LT as a junior in 2011...Registered 67 knockdowns and 11 TD-resulting blocks...Helped Wisconsin rank fourth nationally and lead the conference in scoring offense (44.6 points per game)...Blocked for a Badgers' rushing attack that led the league and ranked 10th nationally in rushing yards per game (237.4) and 15th nationally in total offense (466.9 ypg)...Helped block for RB Montee Ball, who finished first in the nation with 1,923 rushing yards and set a Big Ten record with 33 rushing TDs...Was an All-Big Ten honorable mention

honoree who stepped into the starting lineup and started 10 of the last 11 games at RT as sophomore in 2010...Totaled 51 knockdowns and 8 TD-resulting blocks...The Badgers finished 18th in the country after allowing just 14 sacks on the season...Helped Wisconsin rank 21st in total offense (445.2 ypg) and fifth-nationally in scoring (41.5 ppg)...Also finished 12th in the country in rushing (245.7 ypg)...Paved the way for RBs John White and John Clay, who each amassed 1,000-yard rushing seasons, and Montee Ball, who finished with 996 ground yards...That trio accounted for 46 rushing TDs...Appeared in each of Wisconsin's final 12 contests as a backup to LT Gabe Carimi, a first-round draft pick (Chicago) in 2011 as a redshirt freshman in 2009...Redshirted as a true freshman...Graduated with a degree in consumer affairs.

HIGH SCHOOL, PERSONAL: Prepped at Nathan Hale (West Allis, WI) HS, where he earned second-team All-Conference and honorable mention All-State honors by the *Community News* as a junior TE...Rated the ninth-best player and No. 1-ranked TE in Wisconsin by the *Wisconsin Sports Network*...Totaled 39 receptions for 900 yards and 6 TDs...Also lettered in basketball.

COMMUNITY: Supports Ravens organizational initiatives, including A Purple Evening, the Ravens' annual women's event held at M&T Bank Stadium, and the Ravens Rookie Night...Also has attended the spring Ravens Draft Party.





BALTIMORE
RAVENS

79

CASEY WALKER
DEFENSIVE TACKLE | 6-1 | 340

COLLEGE: Oklahoma HS: Garland (TX)
BORN: 12/6/89, Garland, TX
EXP. (NFL/RAVENS): 2/2 GP/GS (PLAYOFFS): 6/1 (0/0)

TRANSACTIONS

Casey Walker re-signed with the Ravens on 4/22/15...Signed by Baltimore off the Patriots' practice squad on 12/16/14...Added to New England's practice squad on 11/22/14...Waived by the Patriots on 11/20/14...Signed to New England's active roster from the Panthers' practice squad on 9/27/14...Signed to Carolina's practice squad on 8/31/14...Waived by the Panthers on 8/30/14...Signed by Carolina on 1/3/14...Signed to the Panthers' practice squad on 9/11/13...Waived by Carolina on 8/31/13...Originally signed by the Carolina Panthers as an undrafted rookie free agent on 4/30/13.

CAREER

- Enters 2015 with 12 tackles (7 solo) and 1 sack (-5 yards)
- Registered career highs in total tackles (6), solo stops (3 - tied) and sacks (1) vs. NYJ (10/16/14) while with NE
- Started his first-career game and responded with 3 solo tackles at Buf. (10/12/14) while with the Patriots
- Saw action in his first-career game vs. Cin. (10/5/14)



2014: (with New England/Baltimore – 6/1, 0/0) Signed by Baltimore off the Patriots' practice squad on 12/16/14... Totaled 11 tackles (7 solo) and 1 sack (-5 yards) for the Patriots before being waived on 11/20...Added to New England's practice squad on 11/22

- Was a game-day inactive in the **Divisional Playoff game at NE (1/10/15)** and the 30-17 victory in the **Wild Card game at Pit. (1/3/15)**
- Saw action from scrimmage in the 20-10 victory in the **season finale vs. Cle. (12/28)**
- Signed by Baltimore off the Patriots' practice squad on 12/16/14
- Registered career highs in total tackles (6), solo stops (3 - tied) and sacks (1) in **game 7 vs. NYJ (10/16)**
- Started his first-career game and responded with 3 solo tackles in **game 6 at Buf. (10/12)**
- Saw his first-career NFL action in **game 5 vs. Cin. (10/5)**

2013: (with Carolina – 0/0) Spent the majority of the season on the Panthers' practice squad after being signed as a rookie free agent on 4/30

COLLEGE: Played in 33 games (22 starts) at Oklahoma, producing 49 tackles, 1 sack, 2 FFs, 2 FRs and 3 PD...Played in 11 games (10 starts) as a senior in 2012, recording 25 tackles, 3 TFL, 1 FR and 1 PD...Played in 12 games (eight starts) as a junior in 2011...Compiled 17 tackles, 3 TFL, 1 sack, 2 FFs and 2 PD...Helped the Sooners rank second in the Big 12 Conference in total defense, playing in seven games with four starts (missed six games with a knee injury), recording 5 tackles as a sophomore in 2010...Played in three games as a freshman in 2009, notching 2 tackles and 1 FR...Redshirted as a true freshman in 2008...Majored in multidisciplinary studies.

HIGH SCHOOL, PERSONAL: Prepped at Garland (TX) HS... Totaled 47 tackles, 4 sacks, 2 FFs and 1 FR in his final two seasons for the Owls...Recorded 22 tackles, 2 sacks, 2 FFs and 7 QB hurries as a senior in 2007...Produced 25 tackles, 2 sacks, 1 FR and two QB hurries as a junior in 2006.

AFC NORTH CROWNS

The Ravens have produced four AFC North titles since the 2002 division realignment, including back-to-back division crowns in 2011-12 under head coach John Harbaugh.

MOST AFC NORTH TITLES (Since 2002 Division Realignment)		
Rk.	Team	AFC North Titles
1.	Pittsburgh Steelers	6
2.	Baltimore Ravens	4
3.	Cincinnati Bengals	3
4.	Cleveland Browns	0

79 CASEY WALKER

2014

GAME-BY-GAME DEFENSE PATRIOTS/RAVENS

Date/Opp.	TT	Solo	Asst.	Sacks	INT	PD	FF	FR
WITH NEW ENGLAND								
9/7 @ Mia.	ON NEW ENGLAND'S PRACTICE SQUAD							
9/14 @ Min.	ON NEW ENGLAND'S PRACTICE SQUAD							
9/21 vs. Oak.	ON NEW ENGLAND'S PRACTICE SQUAD							
9/29 @ KC	INACTIVE							
10/5 vs. Cin.	1	1	0	0-0	0-0	0	0	0
10/12 @ Buf.	3	3	0	0-0	0-0	0	0	0
10/16 vs. NYJ	6	3	3	1-5	0-0	0	0	0
10/26 vs. Chi.	1	0	1	0-0	0-0	0	0	0
11/2 vs. Den.	0	0	0	0-0	0-0	0	0	0
11/16 @ Ind.	ON NEW ENGLAND'S PRACTICE SQUAD							
11/23 vs. Det.	ON NEW ENGLAND'S PRACTICE SQUAD							
11/30 @ GB	ON NEW ENGLAND'S PRACTICE SQUAD							
12/4 vs. Mia.	ON NEW ENGLAND'S PRACTICE SQUAD							
WITH BALTIMORE								
12/21 @ Hou.	INACTIVE							
12/28 vs. Cle.	1	0	1	0-0	0-0	0	0	0
Totals*	12	7	5	1-5	0-0	0	0	0
Playoffs								
1/3/15 @ Pit.	INACTIVE							
1/10/15 @ NE	INACTIVE							
Totals	0	0	0	0-0	0-0	0	0	0

2013

GAME-BY-GAME DEFENSE

Date/Opp.	TT	Solo	Asst.	Sacks	INT	PD	FF	FR
PANTHERS								
9/8 vs. Sea.	ON CAROLINA'S PRACTICE SQUAD							
9/15 @ Buf.	ON CAROLINA'S PRACTICE SQUAD							
9/22 vs. NYG	ON CAROLINA'S PRACTICE SQUAD							
10/6 @ Ari.	ON CAROLINA'S PRACTICE SQUAD							
10/13 @ Min.	ON CAROLINA'S PRACTICE SQUAD							
10/20 vs. STL	ON CAROLINA'S PRACTICE SQUAD							
10/24 @ TB	ON CAROLINA'S PRACTICE SQUAD							
11/3 vs. Atl.	NOT ON NFL ROSTER							
11/10 @ SF	NOT ON NFL ROSTER							
11/18 vs. NE	NOT ON NFL ROSTER							
11/24 @ Mia.	NOT ON NFL ROSTER							
12/1 vs. TB	NOT ON NFL ROSTER							
12/8 @ NO	NOT ON NFL ROSTER							
12/15 vs. NYJ	NOT ON NFL ROSTER							
12/22 vs. NO	NOT ON NFL ROSTER							
12/29 @ Atl.	NOT ON NFL ROSTER							
Totals	0	0	0	0-0	0-0	0	0	0
Playoffs								
1/12/14 vs. SF	ON CAROLINA'S PRACTICE SQUAD							
Totals	0	0	0	0-0	0-0	0	0	0

REGULAR SEASON

Year	Team	GP	GS	TACKLES			SACKS		INTERCEPTIONS					FUMBLES			
				TT	Solo	Asst.	No.	Yards	No.	Yards	LG	TD	PD	FF	FR	Yards	
2013	Carolina	0	0	PRACTICE SQUAD			--	--	--	--	--	--	--	--	--	--	--
2014	NE/Bal.**	6	1	12	7	5	1.0	5.0	0	0	0	0	0	0	0	0	0
Totals		6	1	12	7	5	1.0	5.0	0	0	0	0	0	0	0	0	0

*PLAYED 5 GAMES WITH NEW ENGLAND AND 1 WITH BALTIMORE

CAREER SINGLE-GAME HIGHS (REGULAR SEASON)

Total Tackles: 6 (10/16/14 vs. NYJ)	Solo Tackles: 3 2 times (last: 10/16/14 vs. NYJ)
Sacks: 1 (10/16/14 vs. NYJ)	Interceptions: None
Forced Fumbles: None	Fumble Recoveries: None
Passes Defensed: None	

POSTSEASON

Year	Team	GP	GS	TACKLES			SACKS		INTERCEPTIONS					FUMBLES			
				TT	Solo	Asst.	No.	Yards	No.	Yards	LG	TD	PD	FF	FR	Yards	
2014	Baltimore	0	0	0	0	0	0.0	0.0	0	0	0	0	0	0	0	0	0
Totals		0	0	0	0	0	0.0	0.0	0	0	0	0	0	0	0	0	0

PLENTY OF POINTS

In 2014, the Ravens scored 48 points in the Week 6 win at Tampa Bay, tying the franchise's No. 2 single-game mark and setting a new road game standard. The 48 also ranked as the NFL's most road points in 2014.

MOST SINGLE-GAME POINTS ON THE ROAD (2014 NFL Season)

Rk.	Team	Pts.	Game
1.	Baltimore	48	10/12 at TB
2.	NY Giants	45	9/25 at Was.
3.	Dallas Indianapolis	44	12/28 vs. Was. 9/21 at Jax.



BALTIMORE
RAVENS

21

LARDARIUS WEBB

CORNERBACK/RETURN SPECIALIST | 5-10 | 182

COLLEGE: Nicholls State HS: Beauregard (Opelika, AL)

BORN: 10/12/85, Opelika, AL

EXP. (NFL/RAVENS): 7/7 GP/GS (PLAYOFFS): 80/52 (6/4)

TRANSACTIONS

Lardarius Webb re-signed with the Ravens (six-year contract) on 4/6/12...Was originally selected by the Ravens in the third round (88th overall) of the 2009 NFL Draft.

HONORS

- USA Today's All-Joe Team (players who are critical to their team, but don't receive the Pro Bowl nod) in 2011 and 2013
- Earned the team's Ed Block Courage Award in 2014 after returning from an ACL injury

CAREER

- Enters 2015 with 309 tackles (259 solo), 2 sacks (-9.5 yards), 11 INTs (1 returned for a TD), 73 PD, 2 FFs and 1 FR
- Recorded a team- and career-high 22 PD, which ranked as the second-most in the NFL in 2013
- Tallied a career-high 6 PD vs. Cin. (11/10/13)
- Led the Ravens with a then-career-high 20 PD and 5 INTs (tied for third in the AFC and eighth in the NFL) in 2011
- Scored his first-career PR-TD on a career-long 68-yarder at Cle. (12/4/11)
- Scored his first-career INT-TD on a 73-yard INT return vs. NYJ (10/2/11)
- Recorded his first-career INT (returned for 32 yards) vs. Mia. (11/7/10)
- Recorded 35 KORs for 918 yards (26.2 avg.), including a 95-yard TD, in 2009



2014: (13/11, 2/2) Produced 46 tackles (36 solo), 8 PD (tied for second on the team) and 1 INT for a defense that finished second in the league (tied with Philadelphia) with 49 sacks (Buffalo - 54)...Ravens allowed the sixth-fewest points per game (18.9) in 2014

- Started both postseason contests, collecting 9 tackles (8 solo), for a defense that produced 7 sacks and allowed just 82 rushing yards in two playoff games
- Started and contributed 1 solo tackle, 1 PD and 1 INT for a defense that held the Browns to 23% on third down (3 of 13) in the 20-10 victory in the **season finale vs. Cle. (12/28)**
- Started and collected 5 tackles, including 4 solo, for a defense that allowed just 45 total yards in the second half in the 21-7 victory in **game 10 vs. Ten. (11/9)**
- Started and recorded 6 tackles (5 solo) and 1 PD for a defense that tallied 5 sacks in back-to-back weeks for the first time since 2006 in **game 7 vs. Atl. (10/19)**
- Started his first game of the season and recorded 3 solo tackles for a defense that held the Buccaneers to 17% (2-of-12) on third down in **game 6 at TB (10/12)**
- Was a game-day inactive (back) in **games 1 and 2**

2013: (16/16) Recorded career highs in tackles (74), solo tackles (led the Ravens with 63), PD (led Ravens with 22) and tallied 2 INTs (19 return yards)...His 22 PD ranked as the NFL's second most

- Netted 5 solo tackles and led the team with 4 PD in the 29-26 win in **game 13 vs. Min. (12/8)**
- Led the team with 5 solo tackles and 1 PD for a defense that allowed just 3 points and held the Jets to 8% (1-of-12) on third down in the 19-3 win in **game 11 vs. NYJ (11/24)**
- Started and recorded 5 tackles, an INT and a career-high 6 PD (the most in an NFL game in 2013) in the 20-17 overtime win in **game 9 vs. Cin. (11/10)**
- Netted 7 solo tackles for a defense that did not allow a TD for the second-consecutive contest and held the Texans to 25% (3-of-12) on third down in the 30-9 victory in **game 3 vs. Hou. (9/22)**
- Finished second on the team with a season-high 9 tackles, including a team-leading 8 solo, for a defense that didn't allow a TD and held the Browns to 27% (4-of-15) on third down in the 14-6 victory in **game 2 vs. Cle. (9/15)**
- Started, seeing his first game action since a knee injury ended his 2012 season after Week 6 (vs. Dal. - 10/14/12), and produced 1 solo tackle and 1 PD in **game 1 at Den. (9/5)**

2012: (6/6, 0/0) Posted 25 tackles (24 solo), 6 PD, 1 FF, 1 FR and 1 INT before being placed on Injured Reserve (knee) on 10/16


- Started and played before injuring his knee in the second quarter in the 31-29 victory in **game 6 vs. Dal. (10/14)**

21 LARDARIUS WEBB

- Played in his 50th-career game and recorded 3 solo tackles, 1 PD and 1 INT (returned for 8 yards) for a defense that forced 4 turnovers in **game 5 at KC (10/7)**
 - Netted 7 tackles (6 solo) and 1 FF (recovered by the Ravens) for a defense that forced 4 turnovers in **game 2 at Phi. (9/16)**
- 2011: (16/15, 2/2)** Recorded a then-career-high 68 tackles and led the team (tied for third in the AFC and eighth in the NFL) with a career-high 5 INTs (81 return yards) for the NFL's third-ranked defense (288.9 ypg)...Baltimore was also fourth against the pass (196.3 ypg) and the league's top red zone defense...Led the team with a then-career-high 20 PD, adding 1 sack (-5.5 yards) and 1 FF...Had a team-high 30 punt returns for 301 yards, including a 68-yard TD
- Returned 2 punts for 72 yards, including a career-long 68-yarder (first-career PR-TD), in the 24-10 victory in **game 12 at Cle. (12/4)**...Also posted 2 solo tackles
 - Produced 4 tackles (3 solo), a half-sack, 1 INT and 2 PD for a defense that recorded a franchise-record-tying 9 sacks in the 16-6 victory in **game 11 vs. SF (11/24)**...His end zone INT prevented a 49ers' TD as the first half expired
 - Netted 2 tackles, a then-career-high-tying 3 PD and an INT returned 73 yards for his first-career TD (part of a NFL record-tying 3 defensive TDs) in **game 4 vs. NYJ (10/2)**
 - Started for the first time since 2009 and led the team with a career-high 11 tackles and also posted a half-sack and 2 PD for a defense that forced a franchise-record 7 turnovers (4 FRs and 3 INTs) in the 35-7 victory in the **season opener vs. Pit. (9/11)**...Also had 1 KOR for 37 yards against the Steelers
 - Posted 10 tackles, 5 PD and led the team with an NFL playoff-high 3 INTs for a team that forced 7 turnovers in two playoff games...With his 3 INTs in the playoffs, Webb tied Duane Starks (2000) for most picks by a Raven in a single postseason
- Netted 6 tackles, 1 PD and 1 INT for a defense that picked off QB Tom Brady twice, not allowing him to throw a TD and holding him to a 57.5 QB rating in the **AFC Championship at NE (1/22/12)**
 - Tied a postseason franchise record with 2 INTs, a career-high 4 PD and 4 solo tackles, for a team that forced 4 turnovers in the **Divisional Playoff vs. Hou. (1/15/12)**
- 2010: (15/0, 2/0)** Established a then-career-high with 60 tackles (56 solo), 11 PD and 2 INTs (returned for 32 yards)... Also handled 21 punts for 199 yards (9.5 avg.)
- Posted a then-career-high 9 solo tackles and 2 PD (one of which led to an Ed Reed INT and a FG 7 plays later) for a defense that forced 5 turnovers in **game 16 vs. Cin. (1/2/11)**
 - Tied for the team lead with 7 tackles for a defense that held the Saints to 27 yards rushing (sixth fewest allowed in franchise history) in **game 14 vs. NO (12/19)**
 - Posted 5 solo tackles, 1 PD and his first-career INT (returned for 32 yards) for a defense that forced 3 turnovers in the 26-10 win in **game 8 vs. Mia. (11/7)**
- 2009: (14/4, 0/0)** Started four games at CB before being placed on Injured Reserve (knee) on 12/22...Posted 36 tackles (25 solo), 6 PD and 1 sack from scrimmage and added 11 special teams stops...Also led the Ravens with 35 KORs for 918 yards (26.2 avg.), including a 95-yard TD return
- Started and recorded 4 tackles from scrimmage before leaving the game with a knee injury (and subsequently being placed on IR) in **game 14 vs. Chi. (12/20)**
 - Started his first-career game and responded with then-career highs in tackles (9) and PD (3) in the 20-17 overtime win in **game 11 vs. Pit. (11/29)**...Also had 4 KORs for 85 yards (21.3 avg.), with a long of 30, against the Steelers
 - Collected 2 solo tackles and his first-career sack (-4 yards) for a defense that held the Browns to 160 total yards in the 16-0 shutout in **game 9 at Cle. (11/16)**

ED BLOCK COURAGE AWARD

The Ed Block Courage Award annually honors a player from each of the 32 NFL teams who exemplifies a commitment to the principles of sportsmanship and courage. The winners are selected for courageous effort, as well as individual performance. Voting is conducted by each team's players. The Ed Block Courage Award recipient also symbolizes professionalism, great strength and dedication. The award is named after the late Baltimore Colts' trainer Ed Block.



RAVENS WINNERS

1996 - DE Anthony Pleasant	2006 - DB Corey Ivy
1997 - C Wally Williams	2007 - CB Samari Rolle
1998 - S Stevon Moore	2008 - S Ed Reed
1999 - OLB Peter Boulware	2009 - S Dawan Landry
2000 - S Anthony Poindexter	2010 - WR Donte' Stallworth
2001 - S Corey Harris	2011 - LS Morgan Cox
2002 - T Ethan Brooks	2012 - OLB Terrell Suggs
2003 - DE Marques Douglas	2013 - LB Jameel McClain
2004 - T Orlando Brown	2014 - CB Lardarius Webb
2005 - CB Dale Carter	

21 LARDARIUS WEBB

2014

GAME-BY-GAME DEFENSE

RAVENS

Date/Opp.	TT	Solo	Asst.	Sacks	INT	PD	FF	FR
9/7 vs. Cin.				INACTIVE - BACK				
9/11 vs. Pit.				INACTIVE - BACK				
9/21 @ Cle.	1	0	1	0-0	0-0	0	0	0
9/28 vs. Car.				INACTIVE				
10/5 @ Ind.	6	6	0	0-0	0-0	2	0	0
10/12 @ TB	3	3	0	0-0	0-0	0	0	0
10/19 vs. Atl.	6	5	1	0-0	0-0	1	0	0
10/26 @ Cin.	4	1	3	0-0	0-0	0	0	0
11/2 @ Pit.	4	3	1	0-0	0-0	3	0	0
11/9 vs. Ten.	5	4	1	0-0	0-0	0	0	0
11/24 @ NO	4	3	1	0-0	0-0	0	0	0
11/30 vs. SD	4	4	0	0-0	0-0	0	0	0
12/7 @ Mia.	1	1	0	0-0	0-0	0	0	0
12/14 vs. Jax.	3	1	2	0-0	0-0	0	0	0
12/21 @ Hou.	4	4	0	0-0	0-0	1	0	0
12/28 vs. Cle.	1	1	0	0-0	1-0	1	0	0
Totals	46	36	10	0-0	1-0	8	0	0
Playoffs								
1/3/15 @ Pit.	8	7	1	0-0	0-0	0	0	0
1/10/15 @ NE	1	1	0	0-0	0-0	0	0	0
Totals	9	8	1	0-0	0-0	0	0	0

2012

GAME-BY-GAME DEFENSE

RAVENS

Date/Opp.	TT	Solo	Asst.	Sacks	INT	PD	FF	FR
9/10 vs. Cin.	7	7	0	0-0	0-0	1	0	1
9/16 @ Phi.	7	6	1	0-0	0-0	0	1	0
9/23 vs. NE	2	2	0	0-0	0-0	1	0	0
9/27 vs. Cle.	6	6	0	0-0	0-0	3	0	0
10/7 @ KC	3	3	0	0-0	1-8	1	0	0
10/14 vs. Dal.	0	0	0	0-0	0-0	0	0	0
10/21 @ Hou.				INJURED RESERVE - KNEE				
11/4 @ Cle.				INJURED RESERVE - KNEE				
11/11 vs. Oak.				INJURED RESERVE - KNEE				
11/18 @ Pit.				INJURED RESERVE - KNEE				
11/25 @ SD				INJURED RESERVE - KNEE				
12/2 vs. Pit.				INJURED RESERVE - KNEE				
12/9 @ Was.				INJURED RESERVE - KNEE				
12/16 vs. Den.				INJURED RESERVE - KNEE				
12/23 vs. NYG				INJURED RESERVE - KNEE				
12/30 @ Cin.				INJURED RESERVE - KNEE				
Totals	25	24	1	0-0	1-8	6	1	1
Playoffs								
1/6/13 vs. Ind.				INJURED RESERVE - KNEE				
1/12/13 @ Den.				INJURED RESERVE - KNEE				
1/20/13 @ NE				INJURED RESERVE - KNEE				
2/3/13 @ SF				INJURED RESERVE - KNEE				
Totals	0	0	0	0-0	0-0	0	0	0

2010

GAME-BY-GAME DEFENSE

RAVENS

Date/Opp.	TT	Solo	Asst.	Sacks	INT	PD	FF	FR
9/13 @ NYJ				INACTIVE - KNEE				
9/19 @ Cin.	0	0	0	0-0	0-0	0	0	0
9/26 vs. Cle.	1	1	0	0-0	0-0	0	0	0
10/3 @ Pit.	2	2	0	0-0	0-0	2	0	0
10/10 vs. Den.	6	5	1	0-0	0-0	1	0	0
10/17 @ NE	5	5	0	0-0	0-0	1	0	0
10/24 vs. Buf.	3	3	0	0-0	0-0	0	0	0
11/7 vs. Mia.	5	5	0	0-0	1-32	1	0	0
11/11 @ Atl.	8	8	0	0-0	0-0	0	0	0
11/21 @ Car.	1	0	1	0-0	0-0	0	0	0
11/28 vs. TB	3	3	0	0-0	0-0	0	0	0
12/5 vs. Pit.	1	1	0	0-0	0-0	0	0	0
12/13 @ Hou.	6	6	0	0-0	0-0	2	0	0
12/19 vs. NO	7	5	2	0-0	0-0	1	0	0
12/26 @ Cle.	3	3	0	0-0	1-0	1	0	0
1/2/11 vs. Cin.	9	9	0	0-0	0-0	2	0	0
Totals	60	56	4	0-0	2-32	11	0	0
Playoffs								
1/9/11 @ KC	2	2	0	0-0	0-0	0	0	0
1/15/11 @ Pit.	3	3	0	0-0	0-0	0	0	0
Totals	5	5	0	0-0	0-0	0	0	0

2013

GAME-BY-GAME DEFENSE

RAVENS

Date/Opp.	TT	Solo	Asst.	Sacks	INT	PD	FF	FR
9/5 @ Den.	1	1	0	0-0	0-0	1	0	0
9/15 vs. Cle.	9	8	1	0-0	0-0	0	0	0
9/22 vs. Hou.	7	7	0	0-0	0-0	0	0	0
9/29 @ Buf.	1	1	0	0-0	0-0	0	0	0
10/6 @ Mia.	4	4	0	0-0	0-0	2	0	0
10/13 vs. GB	6	3	3	0-0	0-0	1	0	0
10/20 @ Pit.	4	4	0	0-0	0-0	0	0	0
11/3 @ Cle.	6	5	1	0-0	0-0	1	0	0
11/10 vs. Cin.	5	2	3	0-0	1-0	6	0	0
11/17 @ Chi.	4	4	0	0-0	0-0	1	0	0
11/24 vs. NYJ	5	5	0	0-0	0-0	1	0	0
11/28 vs. Pit.	5	4	1	0-0	0-0	1	0	0
12/8 vs. Min.	5	5	0	0-0	0-0	4	0	0
12/16 @ Det.	4	4	0	0-0	0-0	1	0	0
12/22 vs. NE	4	3	1	0-0	0-0	1	0	0
12/29 @ Cin.	4	3	1	0-0	1-19	2	0	0
Totals	74	63	11	0-0	2-19	22	0	0

2011

GAME-BY-GAME DEFENSE

RAVENS

Date/Opp.	TT	Solo	Asst.	Sacks	INT	PD	FF	FR
9/11 vs. Pit.	11	9	2	0.5-4.5	0-0	2	0	0
9/18 @ Ten.	10	9	1	0-0	0-0	1	0	0
9/25 @ STL	4	4	0	0-0	1-0	1	0	0
10/2 vs. NYJ	2	1	1	0-0	1-73t	3	0	0
10/16 vs. Hou.	7	6	1	0-0	0-0	0	1	0
10/24 @ Jax.	2	0	2	0-0	0-0	0	0	0
10/30 vs. Ari.	2	2	0	0-0	0-0	1	0	0
11/6 @ Pit.	6	6	0	0-0	0-0	0	0	0
11/13 @ Sea.	4	2	2	0-0	0-0	2	0	0
11/20 vs. Cin.	4	4	0	0-0	1-4	2	0	0
11/24 vs. SF	4	3	1	0.5-1	1-0	2	0	0
12/4 @ Cle.	2	2	0	0-0	0-0	0	0	0
12/11 vs. Ind.	5	5	0	0-0	0-0	0	0	0
12/18 @ SD	0	0	0	0-0	0-0	0	0	0
12/24 vs. Cle.	2	2	0	0-0	1-4	4	0	0
1/1/12 @ Cin.	3	0	3	0-0	0-0	2	0	0
Totals	68	55	13	1-5.5	5-81	20	1	0
Playoffs								
1/15/12 vs. Hou.	4	4	0	0-0	2-1	4	0	0
1/22/12 @ NE	6	4	2	0-0	1-0	1	0	0
Totals	10	8	2	0-0	3-1	5	0	0

2009

GAME-BY-GAME DEFENSE

RAVENS

Date/Opp.	TT	Solo	Asst.	INT	FF	FR	Sacks	PD
9/13 vs. KC				SAW ACTION ON SPECIAL TEAMS				
9/20 @ SD				SAW ACTION ON SPECIAL TEAMS				
9/27 vs. Cle.				SAW ACTION ON SPECIAL TEAMS				
10/4 @ NE				SAW ACTION ON SPECIAL TEAMS				
10/11 vs. Cin.				SAW ACTION ON SPECIAL TEAMS				
10/18 @ Min.	0	0	0	0-0	0	0	0-0	0
11/1 vs. Den.	4	3	1	0-0	0	0	0-0	0
11/8 @ Cin.	6	6	0	0-0	0	0	0-0	1
11/16 @ Cle.	2	2	0	0-0	0	0	1-4	0
11/22 vs. Ind.	2	1	1	0-0	0	0	0-0	0
11/29 vs. Pit.	9	2	7	0-0	0	0	0-0	3
12/7 @ GB	5	4	1	0-0	0	0	0-0	1
12/13 vs. Det.	4	4	0	0-0	0	0	0-0	1
12/20 vs. Chi.	4	3	1	0-0	0	0	0-0	0
12/27 @ Pit.				INJURED RESERVE - KNEE				
1/3/10 @ Oak.				INJURED RESERVE - KNEE				
Totals	36	25	11	0-0	0	0	1-4	6
Playoffs								
1/10/10 @ NE				INJURED RESERVE - KNEE				
1/16/10 @ Ind.				INJURED RESERVE - KNEE				
Totals	0	0	0	0-0	0	0	0-0	0

21 LARDARIUS WEBB

- Returned the second-half opening KO 95 yards for his first-career TD (finished with 2 KORs for 112 yards) and had a special teams tackle in **game 7 vs. Den. (11/1)**...It was the team's first KOR-TD since 2007...Also posted his first-career tackle from scrimmage (finished with 4 stops) for a defense that held the Broncos to 200 total yards and 3-of-13 on third down

COLLEGE: Two-time Division I-AA All-American choice by the *Associated Press*, *Sports Network*, the Walter Camp Foundation (as a junior) and *AFCA* (as a senior) and was a two-time *College Sporting News* Fabulous Fifty selection...Was also an All-Southland Conference honoree at DB and returner as a senior...Named the Nicholls State 2008-09 Outstanding Male Student-Athlete of the Year...Transferred to Nicholls State from Southern Mississippi after his sophomore season...Played in 46 total games (26 at Southern Miss and 20 at Nicholls State), starting 23 (20 at Nicholls State and three at Southern Miss)...Recorded 179 tackles (144 solo), 24 PD, 8 TFL, 7 INTs, 3 sacks, 2 FRs and 1 FF, while also amassing 1,060 yards and 3 TDs on KORs, and added 425 punt return yards in his collegiate career...Earned Div. I-AA All-American honors from the *Associated Press*, *Sports Network* and *AFCA* at Nicholls State as a senior in 2008...Started all nine games, tying a career high with 55 tackles, (career-high 50 solo), 7 PD, 3 sacks (-25 yards), 2 INTs, 2 FRs and 1 FF...Led the team in all-purpose yards (661), returning 16 KOs for 472 yards and 1 TD and 10 punts for 152 yards and 1 TD...Named a Division I-AA All-American by the *Associated Press*, *Walter Camp Foundation* and *Sports Network*, while earning *College Sporting News* Fabulous Fifty honors and was named the SLC and LSWA Newcomer of the Year in his first year at Nicholls State as a junior in 2007...Also tabbed as a first-team All-Southland Conference performer as a safety and second-team All-SLC as a returner...Started all 11 games, netting 51 tackles (36 solo), 8 PD and a career-high 5 INTs, returning 3 for TDs...Combined with teammate Kareem Moore to return 4 INTs for scores against Northwestern State to tie the NCAA record for most in a game and set the NCAA mark for most in a half...Returned a school record 96-yard punt for a TD against Texas State, which was 2 yards shy of the NCAA record...Was second in the SLC, averaging 17.1 yards per punt return and 26.7 yards per return on KORs...Burst onto the scene with a school-record-tying 3 INTs, including 1 returned for a score, in the win over Division I-FCS Rice...Saw action in 14 games, starting three, establishing a career high with 55 tackles (44 solo) and a career-high 8 PD as a sophomore at Southern Miss in 2006...Played in 12 games as a freshman, netting 18 tackles and 1 PD.

HIGH SCHOOL, PERSONAL: Played both QB and DB at Beauregard (Opelika, AL) HS...Earned first-team All-State honors as a junior and senior...Also named team MVP and was selected to play in the Mississippi/Alabama All-Star game...Rushed for 738 yards with 15 rushing TDs and passed for 412 yards with 4 TDs as a senior...Netted 52 tackles, 3 FRs and led the state of Alabama with 10 INTs as a senior...Rushed for 1,011 yards with 12 TDs and passed for 731 yards and 6 TDs as a junior...Also produced 47 tackles, 2 FRs and 7 INTs on defense...Also lettered in basketball, where he was an All-State selection as a senior...Webb's cousin, Mitch Richmond, was a 15-year NBA veteran, who scored over 20,000 career points.

COMMUNITY: Created the Lardarius Webb Foundation, which focuses on providing aid to underprivileged children and their families in Webb's hometown of Opelika, AL, and the Baltimore community...Has held free football camps for youth in Opelika, AL, and in Thibodaux, LA, at his alma mater Nicholls State's campus...In June 2013, hosted an additional youth football camp at McDaniel College, MD...Hosted his sixth-annual Lardarius Webb Charity Softball Game at M&T Bank Stadium (May 2015) and the fourth-annual Charity Bowling Classic in Timonium, MD (Oct. 2013)...Has provided over 600 local families with Thanksgiving dinner baskets at the Aberdeen and Webster Kendrick Boys and Girls Clubs (2012-13)...In 2013, Webb was named an ambassador for United Way of Central Maryland to help change the odds for low-income families facing poverty...In addition, he became a representative for United Way's TEAM NFL, a group of players from around the league who help reduce the high school dropout rate by recruiting volunteer readers, tutors and mentors...In Nov. 2013, helped serve lunch to families in need at St. Paul's Place, a Baltimore-area group home...Joined in hosting a ribbon-cutting ceremony for the grand opening of a youth development park in the Park Heights community of Baltimore (2013)...Represented the Ravens as the celebrity lighter for the Baltimore Monument Lighting in downtown Baltimore (2012)...Supports current and former teammates' community efforts having attended Corey Graham's Red Cross Blood Drive, Torrey Smith's inaugural Celebrity Waiter Night, James Iheigbo's Celebrity Cruise and Casino Night and Vonta Leach's "Shoot for A Cure" event, benefiting breast cancer awareness and OJ Brigance's Fiesta 5K Race...Supports Ravens' community efforts having attended the Ravens Goodwill Gridiron Halloween party to benefit Goodwill Industries of the Chesapeake (Oct. 2013) and the Ravens ACT Auction Party.

DID YOU KNOW?

In 2013, CB Lardarius Webb recorded career highs in tackles (74), solo tackles (led the Ravens with 63), PD (led Ravens with 22) and tallied 2 INTs. His 22 PD ranked as the NFL's second most that season.



21 LARDARIUS WEBB

REGULAR SEASON

Year	Team	GP	GS	TACKLES			SACKS		INTERCEPTIONS					FUMBLES		
				TT	Solo	Asst.	No.	Yards	No.	Yards	LG	TD	PD	FF	FR	Yards
2009	Baltimore	14	4	36	25	11	1.0	4.0	0	0	0	0	6	0	0	0
2010	Baltimore	15	0	60	56	4	0.0	0.0	2	32	32	0	11	0	0	0
2011	Baltimore	16	15	68	55	13	1.0	5.5	*5	*81	73t	1	*20	1	0	0
2012	Baltimore	6	6	25	24	1	0.0	0.0	1	8	8	0	6	1	1	0
2013	Baltimore	16	16	74	*63	11	0.0	0.0	2	19	19	0	*22	0	0	0
2014	Baltimore	13	11	46	36	10	0.0	0.0	1	0	0	0	8	0	0	0
Totals		80	52	309	259	50	2.0	9.5	11	140	73t	1	73	2	1	0

*LED TEAM

SPECIAL TEAMS TACKLES (12): 2009 (11); 2014 (1)

CAREER SINGLE-GAME HIGHS (REGULAR SEASON)

Total Tackles: 11 (9/11/11 vs. Pit.)	Solo Tackles: 9 3 times (last: 9/18/11 at Ten.)
Sacks: 1 (11/16/09 at Cle.)	INTs: 1 11 times (last: 12/28/14 vs. Cle.)
Forced Fumbles: 1 2 times (last: 9/16/12 at Phi.)	Fumble Recoveries: 1 (9/10/12 vs. Cin.)
Passes Defensed: 6 (11/10/13 vs. Cin.)	

REGULAR SEASON

Year	Team	GP	GS	KICKOFF RETURNS					PUNT RETURNS					
				No.	Yards	Avg.	LG	TD	No.	FC	Yards	Avg.	LG	TD
2009	Baltimore	14	4	35	918	26.2	95t	1	0	0	-1	-1.0	-1	0
2010	Baltimore	15	0	0	0	0.0	0	0	21	12	199	9.5	35	0
2011	Baltimore	16	15	2	59	29.5	37	0	30	20	301	10.0	68t	1
2012	Baltimore	6	6	0	0	0.0	0	0	1	5	9	9.0	9	0
2013	Baltimore	16	16	0	0	0.0	0	0	1	7	13	13.0	13	0
2014	Baltimore	13	11	0	0	0.0	0	0	0	5	0	0.0	0	0
Totals		80	52	37	977	26.4	95t	1	53	49	521	9.8	68t	1

POSTSEASON

Year	Team	GP	GS	TACKLES			SACKS		INTERCEPTIONS					FUMBLES			
				TT	Solo	Asst.	No.	Yards	No.	Yards	LG	TD	PD	FF	FR	Yards	
2009	Baltimore	--	--	INJURED RESERVE - KNEE			--	--	--	--	--	--	--	--	--	--	--
2010	Baltimore	2	0	5	5	0	0.0	0.0	0	0	0	0	0	0	0	0	0
2011	Baltimore	2	2	10	8	2	0.0	0.0	3	1	1	0	5	0	0	0	0
2012	Baltimore	--	--	INJURED RESERVE - KNEE			--	--	--	--	--	--	--	--	--	--	--
2014	Baltimore	2	2	9	8	1	0.0	0.0	0	0	0	0	0	0	0	0	0
Totals		6	4	24	21	3	0.0	0.0	3	1	1	0	5	0	0	0	0





BALTIMORE
RAVENS

98

BRANDON WILLIAMS
DEFENSIVE TACKLE | 6-1 | 335

COLLEGE: Missouri Southern State **HS:** Rockwood Summit (MO)
BORN: 2/21/89, St. Louis, MO
EXP. (NFL/RAVENS): 3/3 **GP/GS (PLAYOFFS):** 23/14 (2/2)

TRANSACTIONS

Brandon Williams was selected by the Ravens in the third round (94th overall) of the 2013 NFL Draft.

CAREER

- Saw action in all 16 games (14 starts) and posted career highs in tackles (48), solo stops (25), FFs (2), FRs (1) and added a half-sack (-4.5 yards) for a defense that finished second in the league (tied with Philadelphia) with 49 sacks (Buffalo - 54) in 2014...Ravens also allowed the sixth-fewest points per game (18.9) in 2014
- Started and contributed career highs in total tackles (6) and solo stops (4) at Cin. (10/26/14)
- Started his first-career game and had 2 tackles for a defense that held the Bengals to 29% (4-of-14) on third down and allowed just 3.0 yards per carry (9/7/14)
- Recorded his first-career sack (-5 yards) at Pit. (10/20/13) and his first-career tackle at Mia. (10/6/13)
- Played in his first-career NFL game and recorded his first-career FR, which led to a Ravens' TD, at Buf. (9/29/13)



2014: (16/14, 2/2) Posted career highs in tackles (48), solo stops (25), FFs (2), FRs (1) and added a half-sack (-4.5 yards) for a defense that finished second in the league (tied with Philadelphia) with 49 sacks (Buffalo - 54)...Ravens allowed the sixth-fewest points per game (18.9) in 2014

- Started both postseason games, totaling 7 tackles (5 solo) and 1 sack (-9 yards) for a defense that produced 7 sacks and allowed just 82 rushing yards in two playoff games
- Started and had 5 tackles for a defense that posted a season-high 8 sacks and held the Jaguars to 28% (5 of 18) on third down in **game 14 vs. Jax. (12/14)**
- Started and contributed career highs in total tackles (6) and solo stops (4) in **game 8 at Cin. (10/26)**
- Started and posted 5 tackles and a half-sack (-4.5 yards), for a defense that held the Buccaneers to 87 yards rushing and 17% (2-of-12) on third down in **game 6 at TB (10/12)**
- Started his first-career game and produced 2 tackles for a defense that held the Bengals to 29% (4-of-14) on third down and allowed just 3.0 yards per carry in the **season opener vs. Cin. (9/7)**

2013: (7/0) Produced 6 tackles, 1 sack (-5 yards) and 1 FR as a backup along the D-line in his rookie year

- Recorded his first-career sack (-5 yards) in **game 7 at Pit. (10/20)**
- Posted a 2 tackles in **game 6 vs. GB (10/13)**
- Recorded his first-career tackle (a TFL) for a defense that allowed 22 rushing yards (fourth fewest by an opponent in franchise history) in **game 5 at Mia. (10/6)**
- Played in his first-career NFL game (missed the first three contests with a toe injury) and recorded his first-career FR (that led to a Ravens' TD three plays later) for a defense that forced 3 turnovers in **game 4 at Buf. (9/29)**

COLLEGE: Played in 42 games (30 starts), recording 191 tackles (87 solo), 52.5 TFL (-238 yards), 27 sacks (-166 yards), 14 PD and 6 FFs...His 27 career sacks are a Missouri Southern State school record, while his 52.5 career TFL are also a school best...Was the MIAA Defensive Player of the Year after starting all 11 games, finishing second on the team with a career-high 68 tackles (31 solo) and led the Lions with a career-best 5 FFs...Also led the team with 16.5 TFL (-58 yards) and 8.5 sacks (-39 yards) en route to earning All-American honors...Became the school's all-time sacks leader after recording his 27th-career QB drop...Started nine games and recorded 35 tackles (19 solo), 16 TFL (-78 yards), 8 sacks (-55 yards) and a career-high 5 PD helping him earn All-American, All-MIAA and All-Region first-team honors as a junior in 2011...His TFL and sack totals not only led the defensive unit, but also each finished tied for fourth on the school's single-season record list...Led the conference and finished 11th nationally after averaging 1.8 TFL per contest... Was a consensus All-American selection after leading the team with a career-best 17 TFL (-90 yards) and 9 sacks (-63 yards), which ranked third on the school's single-season record list as he saw action in 11 games (seven starts) as a sophomore in 2010...Ranked fourth on the defense with 50 tackles (23 solo), adding 3 PD and 1 FF...Sat out the 2009 season with a medical redshirt...Played in all 11 games (three starts) as a true freshman in 2008, finishing eighth on the team with 38 tackles (14 solo), adding 3 TFL (-12 yards), 1.5 sacks (-9 yards) and 4 PD.

HIGH SCHOOL, PERSONAL: Attended Harmony Prep (Cincinnati, OH) in 2007 after first prepping at Rockwood Summit (Fenton, MO) HS, where he earned All-State and All-Suburban South Conference first-team honors as a team captain in 2006...Was also tabbed as the league's Defensive Player of the Year...Guided the team to a 9-3 finish after

98 BRANDON WILLIAMS

posting 99 tackles (54 solo), 7 sacks, 2 FRs and 1 INT as a DT...Also received first-team All-League honors in basketball and threw the discus with the track and field team...Majored in industrial engineering at Missouri Southern...Brandon has a son, Ryder (3).

COMMUNITY: Supports the Ravens and NFL PLAY 60 initiatives by participating in PLAY 60 assemblies at Essex Elementary School and Baltimore Highlands Elementary School to promote the NFL movement for an active generation...Additionally, in 2013, visited Federal Hill Preparatory School, winner of the NFL Super School title in the Baltimore area, and spoke to students about the importance of eating well and staying active...Joined teammates in support of the NFL's Salute to Service and PLAY 60 campaign efforts for the second-annual youth football clinic held at Ft. Meade for 200 children whose parents currently serve in the U.S. Military (2014)...Volunteered with Ravens staff and teammates for a build day with Habitat for Humanity of the

Chesapeake...Helped with the construction site of 18 new row homes, including three that were funded by the Ravens Foundation and took part in the ribbon-cutting ceremony once the homes were completed...Participated as a judge for the talent show at Magnolia Middle School, put on as part of a presentation for the winner of the 2014 Touchdown for Teachers program...Teamed up with the Maryland Food Bank to take part in an event to raise funds and awareness to battle hunger in Maryland...Joined teammates in visiting patients at Union Memorial Medical Center to uplift their spirits...Continues to support his teammates' and the organization's community efforts by attending Lardarius Webb's annual charity softball game, the Haloti Ngata Family Foundation luau event, the Ravens' and United Way's Hometown Huddle event, the Ravens' Holiday Helpers event and A Purple Evening...Has also served as a celebrity host of the Goodwill Gridiron Halloween party to benefit Goodwill Industries of the Chesapeake.

2014

GAME-BY-GAME DEFENSE

RAVENS

Date/Opp.	TT	Solo	Asst.	Sacks	INT	PD	FF	FR
9/7 vs. Cin.	2	1	1	0-0	0-0	0	0	0
9/11 vs. Pit.	2	0	2	0-0	0-0	0	0	0
9/21 @ Cle.	3	2	1	0-0	0-0	0	0	0
9/28 vs. Car.	1	0	1	0-0	0-0	0	1	1
10/5 @ Ind.	2	2	0	0-0	0-0	0	0	0
10/12 @ TB	5	3	2	0.5-4.5	0-0	0	0	0
10/19 vs. Atl.	4	1	3	0-0	0-0	0	0	0
10/26 @ Cin.	6	4	2	0-0	0-0	0	0	0
11/2 @ Pit.	3	2	1	0-0	0-0	0	0	0
11/9 vs. Ten.	3	2	1	0-0	0-0	0	0	0
11/24 @ NO	4	3	1	0-0	0-0	0	1	0
11/30 vs. SD	0	0	0	0-0	0-0	0	0	0
12/7 @ Mia.	1	1	0	0-0	0-0	0	0	0
12/14 vs. Jax.	5	1	4	0-0	0-0	0	0	0
12/21 @ Hou.	2	1	1	0-0	0-0	0	0	0
12/28 vs. Cle.	4	1	3	0-0	0-0	0	0	0
Totals	48	25	23	0.5-4.5	0-0	0	2	1

Playoffs

1/3/15 @ Pit.	6	4	2	1-9	0-0	0	0	0
1/10/15 @ NE	1	1	0	0-0	0-0	0	0	0
Totals	7	5	2	1-9	0-0	0	0	0

2013

GAME-BY-GAME DEFENSE

RAVENS

Date/Opp.	TT	Solo	Asst.	Sacks	INT	PD	FF	FR
9/5 @ Den.				INACTIVE - TOE				
9/15 vs. Cle.				INACTIVE - TOE				
9/22 vs. Hou.				INACTIVE - TOE				
9/29 @ Buf.	0	0	0	0-0	0-0	0	0	1
10/6 @ Mia.	1	1	0	0-0	0-0	0	0	0
10/13 vs. GB	2	0	2	0-0	0-0	0	0	0
10/20 @ Pit.	1	1	0	1-5	0-0	0	0	0
11/3 @ Cle.	1	0	1	0-0	0-0	0	0	0
11/10 vs. Cin.				INACTIVE				
11/17 @ Chi.	0	0	0	0-0	0-0	0	0	0
11/24 vs. NYJ				INACTIVE				
11/28 vs. Pit.				INACTIVE				
12/8 vs. Min.				INACTIVE				
12/16 @ Det.				INACTIVE				
12/22 vs. NE				INACTIVE				
12/29 @ Cin.	1	1	0	0-0	0-0	0	0	0
Totals	6	3	3	1-5	0-0	0	0	1

REGULAR SEASON

Year	Team	GP	GS	TACKLES			SACKS		INTERCEPTIONS					FUMBLES				
				TT	Solo	Asst.	No.	Yards	No.	Yards	LG	TD	PD	FF	FR	Yards		
2013	Baltimore	7	0	6	3	3	1.0	5.0	0	0	0	0	0	0	0	0	1	0
2014	Baltimore	16	14	48	25	23	0.5	4.5	0	0	0	0	0	0	2	1	0	0
Totals		23	14	54	28	26	1.5	9.5	0	0	0	0	0	0	2	2	0	0

CAREER SINGLE-GAME HIGHS (REGULAR SEASON)

Total Tackles:

6 (10/26/14 at Cin.)

Sacks:

1 (10/20/13 at Pit.)

Forced Fumbles:

1 2 times (last: 11/24/14 at NO)

Passes Defensed:

None

Solo Tackles:

4 (10/26/14 at Cin.)

Interceptions:

None

Fumble Recoveries:

1 2 times (last: 9/28/14 vs. Car.)

POSTSEASON

Year	Team	GP	GS	TACKLES			SACKS		INTERCEPTIONS					FUMBLES				
				TT	Solo	Asst.	No.	Yards	No.	Yards	LG	TD	PD	FF	FR	Yards		
2014	Baltimore	2	2	7	5	2	1.0	9.0	0	0	0	0	0	0	0	0	0	0
Totals		2	2	7	5	2	1.0	9.0	0	0	0	0	0	0	0	0	0	0





BALTIMORE
RAVENS

73

MARSHAL YANDA
GUARD/TACKLE | 6-3 | 305

COLLEGE: Iowa HS: Anamosa (IA)

BORN: 9/15/84, Cedar Rapids, IA

EXP. (NFL/RAVENS): 9/9 GP/GS (PLAYOFFS): 115/104 (12/12)

TRANSACTIONS

Marshal Yanda re-signed with Baltimore (five-year contract) on 7/29/11...Was originally selected by the Ravens in the third round (86th overall) of the 2007 NFL Draft...Was the second offensive lineman picked by Baltimore in 2007, following first-rounder Ben Grubbs (Auburn), who was the 29th-overall pick.

HONORS

- Four-time Pro Bowler (2011-14)
- *Associated Press* first-team All Pro (2014)
- *Associated Press* second-team All-Pro (2011-12)
- *The Sporting News* first-team All-Pro (2014)
- PFWA All-NFL (2014)
- PFWA All-AFC (2014)
- PFW/PFWA first-team All-Pro (2012)
- *Pro Football Weekly* mid-season All-Pro (2012)
- *Sports Illustrated* (Peter King) All-Pro Team (2010-12)



CAREER

- Started in 15 games at RG and one at RT for an offense that established franchise single-season records in yards (5,838) and points scored (409) in 2014...Helped QB Joe Flacco establish career highs in passing yards (3,986) and TD passes (27), completing 62.1% of his passes (344 of 554) for a 91.0 QB rating
- Part of an O-line that only allowed 19 sacks, the second fewest in the NFL (2014)
- Helped the Ravens establish a then-franchise record 398 points (broken in 2014, with 409), as well as gaining 5,640 total yards (third-highest total in franchise history) in 2012
- Helped pave the way for RB Ray Rice to score a franchise-record 15 total TDs (12 rushing and 3 receiving) and rush for a career-high 1,364 yards, part of 1,996 rushing yards by the Ravens in 2011...Rice led the league with 2,068 yards from scrimmage
- Helped protect QB Joe Flacco, allowing him to complete 62.6% of his passes (306 of 489) for 3,622 passing yards and set a then-career high with 25 TDs and a career-high 93.6 QB rating in 2010
- In 2009, helped the Ravens post 5,619 total yards (fourth-highest total in franchise history), including the then-Top 3 single-game yardage totals in team history (548 in game 13 vs. Det. -12/13/09, 501 in game 1 vs. KC - 9/13/09 and 479 yards in game 3 vs. Cle. - 9/27/09)
- Helped the Ravens set a record for most TDs scored (47) in 2009...Ravens also tallied a team-record 22 rushing TDs
- Was one of three rookies to start along the Ravens' O-line in 2007 (most in the NFL)...Protected Ravens QBs, allowing them time to complete a then-franchise-record 341 passes (61.2%) for 3,308 yards, helping the Ravens rush for 1,797 yards



2014: (16/16, 2/2) Named to his fourth-consecutive Pro Bowl after starting in 15 games at RG and one at RT for an offense that established franchise single-season records in yards (5,838) and points scored (409)...Helped QB Joe Flacco establish career highs in passing yards (3,986) and TD passes (27), completing 62.1% of his passes (344 of 554) for a 91.0 QB rating...Part of an O-line that only allowed 19 sacks, the NFL's second fewest

- Started both postseason contests at RT (Rick Wagner was placed on Injured Reserve due to a foot injury) for an offense that produced 727 yards and 61 points, including a postseason single-game franchise-record 4 TD passes by QB Joe Flacco (1/10/15 at NE)
- Started at RT (Rick Wagner was placed on IR due to a foot injury) and helped the Ravens gain 419 yards, including 238 yards and 17 unanswered points in the fourth quarter, in the 20-10 victory in the **season finale vs. Cle. (12/28)**

73 MARSHAL YANDA

- Started at RG and helped the Ravens total 215 rushing yards and 2 rushing TDs on 32 attempts (6.7 yards per carry) in the 34-27 victory in **game 11 at NO (11/24)**
 - Started at RG for an offense that gained 475 yards (306 passing and 169 rushing) and racked up 6 TDs in the 48-17 victory in **game 6 at TB (10/12)**...Helped protect QB Joe Flacco, allowing him to complete 75% of his passes (21 of 28) for 306 yards (his franchise-record 19th 300-yard game) and a team-record-tying 5 TDs for a Ravens' record 149.7 QB rating against the Buccaneers...Also helped RB Justin Forsett rush for his third-career 100-yard game (finishing with 111 yards on 14 rushes for a 7.9 avg.)
 - Started at RG for an offense that posted 454 total yards and 5 TDs in the 38-10 victory in **game 4 vs. Car. (9/28)**... Part of an O-line that did not give up a sack for the third-consecutive game and allowed Flacco time to throw for 327 yards and 3 TDs for a then-franchise-record 137.4 QB rating...Ravens also rushed for 127 yards (4.2 avg.) and 2 TDs against the Panthers
 - Started at RG when he played in his 100th-career game and helped protect Flacco, who set career highs in passing attempts (62 - tied), completions (35) and long pass (80 yards), as well as opening holes, allowing the Ravens to average 4.7 yards per carry, in **game 1 vs. Cin. (9/7)**
- 2013: (16/16)** Earned his third-consecutive Pro Bowl nod after starting all 16 games at RG, helping protect QB Joe Flacco, allowing him to set career highs in attempts (614), completions (362) and passing yards (3,912)
- Started at RG and helped protect QB Joe Flacco, allowing time for him to complete 65.4% of his passes (17 of 26) for 273 yards and a TD, including 2 60-plus-yard completions (60-yarder to Torrey Smith and a 66-yard TD pass to Jacoby Jones), in the 19-3 win in **game 11 vs. NYJ (11/24)**
 - Started at RG and helped protect Flacco, allowing him to surpass the 20,000-yard career passing mark and helped the Ravens rush for 174 yards and 1 TD, including a season-high 131 (and 1 TD) by RB Ray Rice, in **game 10 at Chi. (11/17)**
 - Helped protect QB Joe Flacco, who set career highs in passing attempts (62) and completions (34), while throwing for 362 yards (14th-career 300-plus-yard game) and 2 TDs in **game 1 at Den. (9/5)**
- 2012: (14/14, 4/4)** Named to his second-consecutive Pro Bowl (starter) after missing two games (game 14 with an ankle injury and game 16, coaches decision to rest injuries)... Helped the Ravens score the then-most points (398) and post the third-most total yards (5,640) in team history, including a then-career-high 3,817 passing yards by QB Joe Flacco and 1,143 yards and 9 TDs rushing by RB Ray Rice
- Started at RG (after missing the previous game with an ankle injury) and helped the offense post a season-high 533 yards (224 rushing and 309 passing), the third-highest output in team history, in the 33-14 victory in **game 15 vs. NYG (12/23)**...Also helped two backs rush for 100 yards (Ray Rice - 107 and Bernard Pierce - 123) in the same game for the second time in team history (Le'Ron McClain - 139 and Willis McGahee - 108 on 12/20/08 at Dal.)
 - Started at RG and helped pave the way for 443 total yards by the Ravens, including 355 yards and 1 TD passing by Flacco, in the 16-13 overtime victory in **game 11 at SD (11/25)**...The Ravens overcame a 13-3 deficit in the fourth quarter to tie the game with a FG as time expired...Ravens

TOP 5 "O" OUTPUTS

In the 2011 Week 3 win at St. Louis, Baltimore's offense registered 553 yards of offense (385 passing and 168 rushing), marking the highest output in team history. The Ravens' Top 5 all-time single-game marks have come during the John Harbaugh Era, all of which have resulted in a Ravens' victory.



RAVENS TOP TOTAL NET YARDS (Single-Game History)

Yards	Game/Date	Result
553	9/25/11 at STL	W, 37-7
548	12/13/09 vs. Det.	W, 48-3
533	12/23/12 vs. NYG	W, 33-14
503	9/23/12 vs. NE	W, 31-30
501	9/13/09 vs. KC	W, 38-24

73 MARSHAL YANDA

drove 69 yards in 12 plays on their second possession of overtime to kick a 38-yard game-winning FG with 1:07 left in the extra period

- Started at RG and helped the Ravens post a franchise-record 55 points while racking up 419 total yards, including 341 passing, in the 55-20 victory in **game 9 vs. Oak. (11/11)**
- Started at RG and helped the Ravens produce 503 total yards (fourth-highest total in franchise history), including 382 yards and 3 TDs through the air by Flacco, in **game 3 vs. NE (9/23)**...The Ravens had four scoring drives of 80 yards or more and did not allow a sack against the Patriots
- Helped the Ravens average 410.3 yards per game in four playoff contests...Also protected QB Joe Flacco, allowing him to become the second player in NFL history (Joe Montana - 1989) to throw 11 TDs and 0 INTs during the playoffs
- Started at RG and helped the Ravens produce 367 yards, including 287 yards and 3 TDs passing by QB Joe Flacco (who was named MVP), in the 34-31 victory in **Super Bowl XLVII vs. SF (2/3/13)**
- Started at RG and helped the Ravens gain a postseason franchise-record 479 yards of total offense, including helping QB Joe Flacco post a playoff franchise-record in yards (331) and 3 passing TDs, with no INTs, for a 116.2 QB rating in the 38-35 double-overtime win in the **Divisional Game at Den. (1/12/13)**

2011: (16/16, 2/2) Earned his first Pro Bowl nod after helping RB Ray Rice score a franchise-record 15 total TDs (12 rushing and 3 receiving) and rush for a career-high 1,364 yards, part of 1,996 rushing yards by the Ravens in 2011...Rice led the NFL with 2,068 yards from scrimmage...Also helped protect QB Joe Flacco, helping him throw for 3,610 yards and 20 TDs

- Started at RG and helped RB Ray Rice rush for 191 yards and 2 TDs, including a career-long 70-yarder, in the 24-16 victory in the **season finale at Cin. (1/1/12)**...The win wrapped up the AFC North Division Championship and the Ravens' first-ever season sweep of the division
- Started at RG and helped the Ravens rush for 290 yards (third most in franchise history), including a career-high 204 yards by RB Ray Rice (fourth most in franchise history), in the 24-10 victory in **game 12 at Cle. (12/4)**...Ravens racked up 448 total yards and 24 first downs
- Started at RG and helped the Ravens gain 373 yards, including 104 yards and 2 TDs rushing by Rice and 270 yards and 2 TDs passing by Flacco in **game 10 vs. Cin. (11/20)**
- Started at RT (his 50th-career start) and helped the Ravens gain 356 yards, including a 92-yard game-winning TD drive with 8 seconds remaining, in the 23-20 win in **game 8 at**

Pit. (11/6)...Ravens converted a franchise-record 14 of 21 third-down attempts (66.7%) against the Steelers

- Started at RG and helped QB Joe Flacco establish career highs in completions (31) and attempts (51) for 336 yards in **game 7 vs. Ari. (10/30)**...Also helped pave the way for RB Ray Rice to rush for a career-high 3 TDs
- Started at RG and helped the Ravens produce a franchise-record 553 total yards, including a career-high 389 passing yards and 3 TDs from QB Joe Flacco, in the 37-7 victory in **game 3 at STL (9/25)**
- Helped protect QB Joe Flacco, allowing him to set then-postseason career highs with 482 yards (36-of-63 passing), 4 TDs and a 96.1 QB rating
- Started at RG and helped protect Flacco, allowing him to complete 22 of 36 passes for a then-postseason franchise-record 306 yards, 2 TDs and 1 INT for a 95.4 QB rating in the **AFC Championship at NE (1/22/12)**...Ravens produced a then-postseason franchise-record 398 yards

2010: (16/16, 2/2) Helped protect QB Joe Flacco, allowing him to complete 62.6% of his passes (306 of 489) for 3,622 passing yards, set then-career highs with 25 TDs and a 93.6 QB rating...Also helped the Ravens rush for 1,831 yards and 11 TDs...Yanda moved from RG to RT due to a season-ending injury to T Jared Gaither in training camp

- Started at RT and helped pave the way for the Ravens to rush for 208 yards and RB Ray Rice to produce a career-high 233 yards from scrimmage (153 rushing and 80 receiving) in the 30-24 victory in **game 14 vs. NO (12/19)**
- Started at RT and helped protect QB Joe Flacco, allowing him time to complete 71% of his passes (25 of 35) for 289 yards and 2 TDs in the 17-10 win in **game 11 vs. TB (11/28)**...Flacco set a Ravens' franchise record with his 52nd- and 53rd-career TD passes
- Started at RT and helped the Ravens rush for 233 yards, 4 TDs, and a franchise-record 17 first downs, in the 31-17 victory in **game 5 vs. Den. (10/10)**
- Started at RT in both playoff games and helped the Ravens produce 516 total yards, including a team then-playoff-record 390 yards in the **Wild Card Game at KC (1/9/11)**

2009: (16/9, 2/2) Helped the Ravens post 5,619 total yards (fourth-highest total in franchise history), including the then-Top 3 single-game yardage totals in team history (548 in game 13 vs. Det. - 12/13, 501 in game 1 vs. KC - 9/13 and 479 yards in game 3 vs. Cle. - 9/27)...Also helped the Ravens tie a then-franchise record for points (391 in 2003) and also set a record for most TDs scored (47)...Ravens tallied a team-record 22 rushing TDs...Protected QB Joe Flacco, allowing him to set then-career highs in attempts (499), completions (315), completion percentage (63.1), yards (3,613), TDs (21)

73 MARSHAL YANDA

and QB rating (88.9)...Helped pave the way for the Ravens to rush for 2,200 yards, including 1,339 yards (third-highest total in franchise history) by RB Ray Rice, who finished second in the NFL in yards from scrimmage (2,041) and became just the second player in franchise history (Jamal Lewis - 2,271 in 2003) to gain 2,000 yards from scrimmage

- Started at RG and helped pave the way for a then-franchise-record 548 total yards, including 230 passing and 308 rushing yards (second-most in franchise history) and a franchise-record 5 rushing TDs in the 48-3 victory in **game 13 vs. Det. (12/13)**
- Saw action along the offensive line for the first time since Week 5 of the 2008 season in **game 1 vs. KC (9/13)**...Helped the Ravens rush for 198 yards rushing and protected Flacco, allowing him to throw for 307 yards and 3 TDs in the 38-24 win
- Helped the Ravens rush for 321 yards (4.5 avg.) and 4 TDs in the playoffs...Also helped protect Flacco, with the Ravens only allowing 1 sack on 45 dropbacks
- Started his first-career postseason game at RG and helped the Ravens rush for a postseason-franchise-record 234 yards and 4 TDs, including a postseason-franchise-record 83-yard TD run (second-longest rush in NFL postseason history) by Rice on the first play from scrimmage, in the 33-14 victory in the **Wild Card Game at NE (1/10/10)**...O-line also did not allow a sack against the Patriots

2008: (5/5, 0/0) Started at RG and helped protect QB Joe Flacco, allowing him to set a then-career high with a 73.7 completion percentage (throwing for 241 yards), in **game 5 at Ind. (10/12)**...Yanda left the game in the fourth quarter with a knee injury and was placed on Injured Reserve on 10/14 due to the knee injury suffered at Indy

2007: (16/12) Was one of three rookies to start along the O-line (most in the NFL)...Protected Ravens QBs, allowing them time to complete a then-franchise-record 341 passes

(61.2%) for 3,308 yards and helped open holes, allowing the Ravens to rush for 1,797 yards and 11 TDs

- Made his first-career NFL start at RT and helped protect Kyle Boller, who completed 65.7% of his passes, in the 20-13 win in **game 2 vs. NYJ (9/16)**...The O-line did not allow a sack against the Jets

COLLEGE: Started 25 games during his Iowa career, including four at LG, five at LT and 16 at RT...Yanda earned the team's Hawkeye Hustle Award for his performance in his first year at Iowa in 2005...Started the team's first four games at LG before shifting to RT for the rest of the campaign...Was a third-team All-American choice by *The NFL Draft Report* in 2006 and earned second-team All-Big Ten honors from the league's coaches...Second-team All-Big Ten Conference selection by *The NFL Draft Report* and the league's coaches as a senior...Joined the team for spring practices after enrolling at Iowa in Feb. 2005...Attended North Iowa Area (Mason City, IA) Community College in his first two years (2003-04)...Earned All-Region honors in consecutive seasons and was an honorable mention All-American as a sophomore...Was an economics major.

HIGH SCHOOL, PERSONAL: Was a first-team All-Conference selection as a senior and junior at Anamosa (IA) HS...Served as team captain his senior season, earning three letters as a tackle and DT...Also lettered in track and field, tossing the discus and shot put, and lettered twice in basketball...In July 2013, Anamosa retired Marshal's number and named its weightroom in his honor.

COMMUNITY: Supports teammates and the Ravens' charitable activities throughout the year...In Oct. 2013, supported the Ngata Family Foundation Luau...Also, attended A Purple Evening, the team's annual women's event at M&T Bank Stadium and served as a personal shopper to youth at Steve Smith Sr.'s Holiday Helpers event at Target in 2014.

SECURITY DETAIL

The Ravens allowed 19 sacks in 2014, ranking as the NFL's second fewest. Baltimore's 19 QB drops permitted rank as the second-best mark in team history (17 in 2006).



NFL'S FEWEST SACKS ALLOWED (2014 Season)

Rk.	Team	Sacks
1.	Denver Broncos	17
2.	Baltimore Ravens	19
3.	Cincinnati Bengals	23
4.	Houston Texans	26
	New England Patriots	26

RAVENS FEWEST SACKS ALLOWED (Single-Season Records)

Sacks	Year
17	2006
19	2004
33	2011
	2008
35	2004



BALTIMORE
RAVENS

53

JEREMY ZUTTAH
GUARD/CENTER | 6-4 | 300

COLLEGE: Rutgers HS: J.P. Stevens (Edison, NJ)
BORN: 6/1/86, Brooklyn, NY
EXP. (NFL/RAVENS): 8/2 GP/GS (PLAYOFFS): 106/92 (2/2)

TRANSACTIONS

Jeremy Zuttah signed with Baltimore (trade with Tampa Bay) on 3/25/14...Re-signed (four-year contract) with the Buccaneers on 3/5/12...Was originally selected by Tampa Bay in the third round (83rd overall) of the 2008 NFL Draft.

CAREER

- Started all 16 games at center in 2014 for an offense that established franchise single-season records in yards (5,838) and points scored (409)...Helped QB Joe Flacco establish career highs in passing yards (3,986) and TD passes (27), completing 62.1% of his passes (344 of 554) for a 91.0 QB rating
- Part of an O-line that only allowed 19 sacks, the second fewest in the NFL (2014)
- Started at center for an offense that gained 475 yards (306 passing and 169 rushing) and racked up 6 TDs in the 48-17 victory at TB (10/12/14)...Helped protect QB Joe Flacco, allowing him to complete 75% of his passes (21 of 28) for 306 yards (his franchise-record 19th 300-yard game) and a team-record-tying 5 TDs for a Ravens' record 149.7 QB rating against the Buccaneers...Also helped RB Justin Forsett rush for his third-career 100-yard game (finishing with 111 yards on 14 rushes for a 7.9 avg.)
- Started at center and helped open holes, allowing RB Doug Martin to rush for a career-high 251 yards, including a Tampa Bay franchise-record 4 TDs, vs. NO (10/17/10); the Bucs posted 515 total yards from scrimmage, the second-highest total in Buccaneers franchise history



2014: (with Baltimore – 16/16, 2/2) Was part of an offense that established franchise single-season records in yards (5,838) and points scored (409)...Helped QB Joe Flacco post career highs in passing yards (3,986) and TD passes (27), completing 62.1% of his passes (344 of 554) for a 91.0 QB rating

- Started both postseason contests at center for an offense that produced 727 yards and 61 points in two playoff games, including a postseason single-game franchise-record 4 TD passes by QB Joe Flacco (1/10/15 at NE)
- Started at center and helped the Ravens total 447 yards (264 passing and 183 rushing) and 4 TDs (2 rushing and 2 passing) in the 28-13 victory in **game 13 at Mia. (12/7)**
- Started at center (his 100th-career game) and helped the Ravens rush for 151 yards and 2 TDs on 34 carries (4.4 avg.), including 112 yards and 2 TDs by RB Justin Forsett, in the 21-7 victory in **game 10 vs. Ten. (11/9)**
- Started at center for an offense that gained 475 yards (306 passing and 169 rushing) and racked up 6 TDs in the 48-17 victory in **game 6 at TB (10/12)**...Helped protect QB Joe Flacco, allowing him to complete 75% of his passes (21 of 28) for 306 yards (his franchise-record 19th 300-yard game) and a team-record-tying 5 TDs for a Ravens' record 149.7 QB rating against the Buccaneers...Also helped RB Justin Forsett rush for his third-career 100-yard game (finishing with 111 yards on 14 rushes for a 7.9 avg.)
- Started at center for an offense that posted 454 total yards and 5 TDs in the 38-10 victory in **game 4 vs. Car. (9/28)**...

Part of an O-line that did not give up a sack for the third-consecutive game and allowed Flacco time to throw for 327 yards and 3 TDs for a then-franchise-record 137.4 QB rating...Ravens also rushed for 127 yards (4.2 avg.) and 2 TDs against the Panthers

- Started his first game as a Raven at center and helped protect Flacco, who set career highs in passing attempts (62 - tied), completions (35) and long pass (80 yards), as well as opening holes, allowing the Ravens to average 4.7 yards per carry, in the **season opener vs. Cin. (9/7)**

2013: (with Tampa Bay – 16/16) Started 14 games at center and two at LG, helping the Buccaneers rush for 1,612 yards (100.8 per game) and a 3.8 yards per carry average

- Started at center and helped RB Bobby Rainey rush for 127 yards, including a career-long 80-yard TD jaunt, on 22 carries (5.8 avg.) in **game 13 vs. Buf. (12/8)**

2012: (with Tampa Bay – 16/16) Started the first eight games at center, then moved and started the final eight games at LG after injuries to Carl Nicks...Helped protect QB Josh Freeman, allowing him to throw for 4,065 yards and 27 TDs and helped pave the way for the Bucs to rush for 1,837 yards and 13 TDs, including 1,454 yards and 11 TDs by RB Doug Martin

- Started at center and helped open holes, allowing RB Doug Martin to establish career highs in rushing yards (251) and a franchise-record 4 rushing TDs on 25 carries (10.0 avg.) in **game 8 at Oak. (11/4)**
- Started at center and helped protect QB Josh Freeman,

53 JEREMY ZUTTAH

allowing him time to complete 15 of 27 passes for 328 yards and 3 TDs in the 38-10 victory in **game 5 vs. KC (10/14)**

2011: (with Tampa Bay – 15/14) Helped protect QB Josh Freeman, allowing him time to complete 62.8% of his passes (346 of 551) for 3,838 yards and 16 TDs and paved the way for the Bucs to rush for 1,458 yards and 9 TDs

2010: (with Tampa Bay – 15/9) Helped pave the way for Tampa Bay to rush for 2,001 yards, including 1,007 yards and 6 TDs by rookie RB LaGarrette Blunt...Also helped allow QB Josh Freeman time to throw for 3,451 yards and 25 TDs

- Started and helped open holes, allowing Blunt to rush for his first-career 100-yard game, carrying the ball 22 times for 120 yards (5.5 avg.) and 2 TDs in **game 7 at Ari. (10/31)**

2009: (with Tampa Bay – 16/16) Helped pave the way for the Buccaneers to rush for 1,617 yards and 5 TDs

- Helped RB Carnell Williams rush 24 times for a season-high 124 yards and a 23-yard TD in **game 15 at NO (12/27)**

2008: (with Tampa Bay – 12/5) Helped the Bucs gain 5,625 yards (3,788 passing and 1,837 rushing) and 26 total TDs (13 passing and 13 rushing) during his rookie campaign

- Became the third rookie since 2005 to start (at RG) on the Bucs' O-line on opening day in **game 1 at NO (9/7)**

COLLEGE: Played in 44 games, including 40 starts, in four seasons with the Scarlet Knights (2004-07)...Was a two-time first-team All-Big East (2006 and 2007) selection who started 28-straight games to finish his collegiate career, while not allowing a sack during that span...Was a starter on the O-line

that paved the way for freshman RB Ray Rice to rush for 1,120 yards and 5 TDs, en route to winning a school record-tying 11 games and registered the school's highest ever season-ending national poll ranking, finishing No. 12...Graduated with an economics degree in three and a half years.

HIGH SCHOOL, PERSONAL: Three-year starter at JP Stevens (Edison, NJ) HS, playing on both the O-line and D-line...Was a two-time All-Area selection and first-team All-Middlesex and All-Group 4 selection and first-team All-State honoree as a senior in 2003.

COMMUNITY: Helped sponsor the Buccaneers' 2008-12 "Turkey Time with the O-Line" programs, providing more than 3,000 Thanksgiving meals for local underprivileged families... Hosted athletes from Special Olympics Florida to watch training camp and participate in drills and fundamentals with players in Aug. 2010...Along with the O-line and TEs, surprised 26 single mothers with gifts for the holidays in Dec. 2010...Participated in the Buccaneers' Hometown Huddle in Oct. 2009, playing games and fitness activities with underprivileged youth...As a member of the Buccaneers' 2008 Rookie Club, visited All Children's Hospital, sang holiday carols at Westminster Palms retirement home, sorted and distributed food at Metropolitan Ministries, hosted a youth football clinic for local Pop Warner athletes and participated in a bowling outing for foster children... During his first season with the Ravens, Zuttah supported both his teammates' and the organization's community efforts by attending Lardarius Webb's annual charity softball game and A Purple Evening, the team's annual women's event at M&T Bank Stadium.

RAVENS ROOST EXTRA EFFORT AWARD

The award is given each year by the Ravens Roost #7 (Hagerstown, MD) to a Ravens player who worked hard all season, providing an "extra effort" on the field. The recipients stepped up in the clutch and performed when a teammate was hurt and always exerted full effort when on the field.

Winners accept their award at the Roost's annual banquet in Hagerstown each spring. The Roost also honors the All-Washington County football team and Washington County Coach of the Year at the banquet.

ALL-TIME RAVENS WINNERS

1996.....	TE Brian Kinchen	2006.....	TE Daniel Wilcox
1997.....	S Bennie Thompson	2007.....	G Ben Grubbs
1998.....	DE Michael McCrary	2008.....	P Sam Koch
1999.....	FB Charles Evans	2009.....	CB Domonique Foxworth
2000.....	S Corey Harris	2010.....	OLB Terrell Suggs
2001.....	WR Brandon Stokley	2011.....	WR Torrey Smith
2002.....	LB Edgerton Hartwell	2012.....	CB Corey Graham
2003.....	NT Kelly Gregg	2013.....	WR Marlon Brown
2004.....	QB Kyle Boller	2014.....	DT Brandon Williams
2005.....	OLB Jarret Johnson		

2015 DRAFT CHOICES



Director of college scouting Joe Hortiz, head coach John Harbaugh, general manager and executive vice president Ozzie Newsome and assistant general manager Eric DeCosta welcome 2015 first-round draft pick Breshad Perriman (center).



ROUND	OVERALL	PLAYER	Pos.	Ht	Wt	COLLEGE
1	26	Breshad Perriman	WR	6-2	218	Central Florida
2	55	Maxx Williams	TE	6-4	250	Minnesota
3	90	Carl Davis	DT	6-5	320	Iowa
4a	122	Za'Darius Smith	OLB	6-4	275	Kentucky
4b	125	Javorius "Buck" Allen	RB	6-0	220	Southern California
4c	136	Tray Walker	CB	6-2	199	Texas Southern
5a	171	Nick Boyle	TE	6-4	260	Delaware
5b	176	Robert Myers	G	6-5	335	Tennessee State
6	204	Darren Waller	WR	6-6	245	Georgia Tech



BALTIMORE
RAVENS

18

BRESHAD PERRIMAN

WIDE RECEIVER | 6-2 | 218

COLLEGE: Central Florida HS: Arabia Mountain (Lithonia, GA)

BORN: 9/10/93, Detroit, MI

EXP. (NFL/RAVENS): Rookie

TRANSACTIONS

Breshad Perriman was selected by the Ravens in the first round (26th overall) of the 2015 NFL Draft...Elected to forego his senior season at Central Florida to declare for the NFL Draft.

COLLEGE HONORS

- First-team All-American Athletic Conference (2014)
- First-team Postseason All-Conference by *Phil Steele* (2014)
- All-Sophomore honorable mention by *College Football News* (2013)
- American Athletic Conference All-Academic team (2013)
- Conference USA All-Freshman team (2012)

COLLEGE CAREER

- Finished his three seasons at UCF with 115 receptions for 2,243 yards (19.5 avg.) and 16 TDs in 39 career games (24 starts)
- Recorded 50 catches for 1,044 yards and 9 TDs in his final season as a junior in 2014
- His 91-yard TD reception as a sophomore in 2013 is the longest play from scrimmage in UCF history
- His career 19.5 yards-per-catch average is the best in school history
- Ended his three-year career with 31-straight games played with a reception, the fifth-longest streak in Knights history
- Finished his career ranking 10th in Central Florida annals in receiving yards (2,243) and TDs (16), despite foregoing his senior season to enter the NFL Draft



2014: (13/10) Earned first-team All-American Athletic Conference honors after leading the Knights with a career-high 50 receptions for 1,044 yards and 9 TDs...Was the first UCF WR with 1,000-plus receiving yards in a season since 2006 (Mike Sims-Walker)...Recorded seven-straight games with a TD and three 100-yard receiving games, including the final two contests of the year

- Earned American Athletic Conference Offensive Player of the Week honors after totaling 4 receptions for 139 yards and 1 TD, including a 51-yard game-winning catch as time expired for a 32-30 victory over East Carolina
- Netted 7 receptions for a career-high 146 yards, including a 54-yard TD catch, vs. Temple

2013: (12/10) Finished fourth on the team with 39 receptions for 811 yards (second most on the team) and 4 TDs (tied for second most)...Led UCF with a 20.8 yards-per-catch average, posted three 100-yard games and netted a TD reception in three of the season's final four games

- Posted 5 receptions for 99 yards and 1 TD vs. Rutgers
- Netted 3 receptions for 109 yards vs. South Carolina
- Recorded 3 receptions for 113 yards, including a school-record 91-yard TD reception vs. Akron

2012: (14/4) Earned Conference USA All-Freshman honors after recording 26 receptions for 388 yards (14.9 avg.) and 3 TDs as a true freshman...His catches, yards and TDs rank as the third most by a first-year player in school history

- Netted 5 receptions for a then-career-high 90 yards in the Beef 'O' Brady's Bowl win over Ball State
- Posted his first-career TD reception (18-yarder) vs. SMU
- Collected his first-career reception (8 yards) in his first-career game at Akron

HIGH SCHOOL, PERSONAL: Prepped at Arabia Mountain (Lithonia, GA) HS, where he participated in the 2010 DeKalb County Coaches Association Senior All-Star Football Game... Was also the MVP of the Elite One Performance Football Camp...Had 13 catches for 301 yards and 3 TDs in just four games played as a senior in 2011...Recorded 27 catches for 512 yards and 6 TDs as a junior...Also routinely competed in USA Track and Field and Junior Olympic events across the country while growing up...Father, Brett, played in the NFL for 10 years, totalling 525 receptions for 6,589 yards (12.6 avg.) and 30 TDs with New Orleans, Detroit, Kansas City and Miami.

18 BRESHAD PERRIMAN

COLLEGE STATISTICS

Year	School	GP	GS	RECEIVING					RUSHING				
				No.	Yards	Avg.	LG	TD	No.	Yards	Avg.	LG	TD
2012	Central Florida	14	4	26	388	14.9	45	3	0	0	0.0	0	0
2013	Central Florida	12	10	39	811	20.8	91t	4	0	0	0.0	0	0
2014	Central Florida	13	10	50	1,044	20.9	61t	9	1	0	0.0	0	0
Totals		39	24	115	2,243	19.5	91t	16	1	0	0.0	0	0



BALTIMORE
RAVENS

87

MAXX WILLIAMS

TIGHT END | 6-4 | 250

COLLEGE: Minnesota HS: Waconia (MN)

BORN: 4/12/94, Waconia, MN

EXP. (NFL/RAVENS): Rookie

TRANSACTIONS

Maxx Williams was selected by the Ravens in the second round (55th overall) of the 2015 NFL Draft...Baltimore traded its 58th pick in the second round and its 158th pick in the fifth round to Arizona in exchange for the 55th choice...Declared for the 2015 NFL Draft after his redshirt sophomore season.

COLLEGE HONORS

- First-team All-American by *The Sporting News*, Football Writers Association of America and *Phil Steele* (2014)
- Second-team All-American by the *Associated Press*, Walter Camp and CBS Sports (2014)
- First-team All-Big Ten by the coaches and media (2014)
- Kwalick Clark Big Ten Tight End of the Year (2014)
- College Football Performance Awards (CFPA) Tight End Trophy (2014)
- John Mackey Award finalist as the nation's top TE, becoming only the third sophomore ever to be a finalist (2014)
- Academic All-Big Ten (2013-14)
- First-team Capital One Academic All-American (2014)

COLLEGE CAREER

- Played in 25 career games (17 starts), posting 61 receptions (seventh in school history by a TE) for 986 yards (third all time in school history for a TE) and 13 TDs (10th in school history for any player)
- Scored 5 TDs as a freshman in 2013 and 8 TDs as a sophomore in 2014...The 8 scores are a single-season record by a Minnesota TE and the most ever by a Gophers' sophomore



2014: (12/10) Earned several All-American accolades and first-team All-Big Ten honors after posting team highs in catches (36), receiving yards (569) and receiving TDs (8)... Was named the Big Ten's Tight End of the Year and was also a finalist for the John Mackey Award, given to the nation's top TE...His 569 receiving yards and 8 receiving TDs are single-season records by a Minnesota TE

- Recorded career highs in receptions (7) and receiving yards (98), scoring 1 TD vs. Missouri in the Citrus Bowl

- Caught 5 passes, including a career-high 3 TDs, for 46 yards against Iowa...Became the 12th Gopher ever to catch 3 TD passes in one game and the first TE to accomplish the feat since Ben Utecht did at Louisiana-Lafayette in 2002
- Made 3 catches for 22 yards and 1 TD against Purdue
- Tallied 2 receptions for 64 yards, including a career-long 52-yard catch, against Northwestern

87 MAXX WILLIAMS

- Caught 4 passes for 51 yards and 1 TD at Michigan, en route to being named John Mackey Tight End of the Week
- 2013: (13/7)** Led the team in receiving yards (417) and tied for the team lead in receptions (25) and receiving TDs (5)... Shared Minnesota's Outstanding Offensive Freshman of the Year honors (WR Donovan Jones) and was named to *Athlon's* Freshman All-America third team
- Had 5 catches for 76 yards and 1 TD against Syracuse
- Caught 4 passes, including a game-winning 50-yard TD, for 78 yards at Indiana
- Made 5 receptions for 54 yards and 1 TD at Michigan
- Made his collegiate debut, starting against UNLV and catching his first-career pass, which was a 10-yard TD
- 2012: (0/0)** Redshirted his true freshman season at Minnesota

HIGH SCHOOL, PERSONAL: Prepped at Waconia (MN) HS, where as a senior, *Rivals.com* ranked him the No. 7 player in Minnesota and *Scout.com* the No. 48 TE in the nation... Played in Semper Fidelis All-American Bowl as a punter, but also saw action at TE, catching a TD pass...Passed for 784 yards and 8 TDs as a QB in 2011, while rushing 120 times for 902 yards and 13 scores...Also recorded 80 tackles and 2 INTs that season...Earned All-State honors as a punter in 2010... Father, Brian, lettered at Minnesota from 1986-88 and was then drafted by and played for the New York Giants (O-line) from 1989-99...Grandfather, Robert, played QB at Notre Dame and was drafted by Chicago in 1959...Maxx's mother, Rochelle, played volleyball at Minnesota from 1984-87 and received the Big Ten Medal of Honor in 1988...His uncle, Ron, played football for the Gophers and played two seasons of professional football for Barcelona in the World League of American Football...Majored in communication studies.

COLLEGE STATISTICS

Year	Team	GP	GS	RECEIVING					RUSHING				
				No.	Yards	Avg.	LG	TD	No.	Yards	Avg.	LG	TD
2013	Minnesota	13	7	25	417	16.7	50	5	1	7	7.0	7	0
2014	Minnesota	12	10	36	569	15.8	52	8	0	0	0.0	0	0
Totals		25	17	61	986	16.2	52	13	1	7	7.0	7	0

SUCCESS ACROSS THE BOARD



Marshal Yanda (3rd, 2007)

Rd. Players (Years Drafted)

- 1 Hall of Famer Jonathan Ogden ('96), Future HOFer Ray Lewis ('96), Todd Heap ('01), Ed Reed ('02), Terrell Suggs ('03), Haloti Ngata ('06), Joe Flacco ('08), Jimmy Smith ('11), C.J. Mosley ('14)
 - 2 Jamie Sharper ('97), Ray Rice ('08), Torrey Smith ('11), Courtney Upshaw ('12), Kelechi Osemele ('12), Timmy Jemigan ('14)
 - 3 Casey Rabach ('01), Marshal Yanda ('07), Lardarius Webb ('09), Crockett Gillmore ('14)
 - 4 Edwin Mulitalo ('99), Jarret Johnson ('03), Le'Ron McClain ('07), Dennis Pitta ('10)
 - 5 Jermaine Lewis ('96), Dawan Landry ('06), Arthur Jones ('10), Pernell McPhee ('11), John Urschel ('14)
 - 6 Adalius Thomas ('00), Chester Taylor ('02), Sam Koch ('06), Haruki Nakamura ('08)
 - 7 DeAngelo Tyson ('12), Michael Campanaro ('14)
- RFA Mike Flynn ('97), Priest Holmes ('97), Will Demps ('02), Bart Scott ('02), Ma'ake Kemoeatu ('02), Jameel McClain ('08), Dannel Ellerbe ('09), Justin Tucker ('12), Marlon Brown ('13), James Hurst ('14)

"The Ravens are lauded in NFL circles for their ability to identify and develop blue-chip players. General manager Ozzie Newsome is viewed as one of the premier player evaluators in the business; his keen eye for talent has helped the Ravens consistently land Pro Bowl-caliber guys in the early stages of the draft."

— Bucky Brooks, *NFL.com*

"Talk to anyone who has watched [Ozzie] Newsome and his staff work up close, and they'll repeat a variation of the same theme: He made the rare transition from great player to great team executive and personnel evaluator by prioritizing listening, learning before talking, and being able to assimilate vast amounts of information and condense it down to its most salient points. Somehow, Newsome is able to block out the noise and avoid drowning in the details, which paves the way to more decisive and reasoned decision-making in the inherently inexact science that is football scouting and evaluation."

— Don Banks, *SI.com*

"Really, Ozzie is an ambassador for the NFL, period. I think about three 'C's' when I think about Ozzie: classy, consistency and championships. That's what I think about. We're all chasing Ozzie Newsome, man. He doesn't talk about it, but go in his office, he's got skins on the wall. He doesn't have to talk about it. His resume says it all for him."

— Jerry Reese, *NY Giants GM*

"The draft is improvement [for the team], but it's also for the fans. It's also the brand, it's selling, it's everything. It's the lifeblood of this organization, and we take it very seriously. We try to make it a science, we really do. But in the end, it's probably more of an art than a science. There's a lot of nuance involved. It's a big-picture thing. It's a lot of bits and pieces of information. It's gut instinct. It's experience, which I think is really, really important. It's past things that have happened. It's memories. And it's also a little bit of science involved. It all works together like a mosaic, and you just end up doing the best you can."

— Eric DeCosta, *Ravens Assistant GM*



BALTIMORE
RAVENS

94

CARL DAVIS

DEFENSIVE TACKLE | 6-5 | 320

COLLEGE: Iowa HS: Stevenson (Sterling Heights, MI)

BORN: 3/2/92, Detroit, MI

EXP. (NFL/RAVENS): Rookie

TRANSACTIONS

Carl Davis was selected by the Ravens in the third round (90th overall) of the 2015 NFL Draft.

COLLEGE HONORS

- Second-team All-Big Ten by league coaches, media and *College Sports Madness* (2014)
- One of five seniors named to the team's Leadership Group (2014)
- Second-team All-Big Ten by league coaches and third-team honors by *Phil Steele* and *College Sports Madness* (2013)

COLLEGE CAREER

- Finished his career with 94 tackles (31 solo), 3.5 sacks (-18 yards), 14.5 TFL (-44 yards), 2 FRs and 1 PD
- Saw action in 43 games, including 26 starts, during his four-year career at Iowa
- Started his final 26 games at DT for the Hawkeyes



2014: (13/13) Named second-team All-Big Ten after posting 36 tackles, including a career-high 14 solo, 2 sacks (-8 yards), 9 TFL (-27 yards) and 1 FR...Also had a blocked FG

- Tallied 3 tackles (2 solo), 2 TFL, 1 sack and a blocked FG vs. Nebraska
- Recorded 5 tackles and 1.5 TFL against No. 14 Wisconsin
- Tied a career high with 8 tackles (season-high 3 solo) and added 1.5 TFL before recovering a fumble in the final minute of the game to secure a victory over Ball State

2013: (13/13) Earned second-team All-Big Ten honors after recording a career-high 42 tackles (11 solo), 4 TFL (-14 yards), 1.5 sacks (-10 yards) and 1 PD

- Set career highs with 8 tackles (2 solo), 2.5 TFL and 1 PD, adding a half-sack, in the win over Michigan
- Had 5 tackles in his second-career start vs. Missouri St.
- Started his first-career game at DT and recorded a then-career-high 4 tackles against Northern Illinois

2012: (11/0) Had 14 tackles (6 solo), 1.5 TFL (-3 yards) and 1 FR

- Posted a season-high 3 tackles (2 solo) against Penn State
- Recorded his first-career FR, which led to a FG in the season-opening win over Northern Illinois

2011: (6/0) Appeared in six games, recording 2 assisted tackles

- Recorded his first-career tackle vs. Louisiana-Monroe
- Played in his first college game in the 30T loss at Iowa State

2010: (0/0) Redshirted as a true freshman

HIGH SCHOOL, PERSONAL: Prepped at Stevenson (Sterling Heights, MI) HS, where he lettered in football, basketball and track and field...Earned first-team All-Conference honors and was named first-team All-State by *Detroit Free Press*, *Detroit News* and *Macomb Daily* as a senior after recording 58 tackles, 6 sacks, 1 INT and 2 blocked FGs...Helped guide the team to a State Championship appearance after finishing the season 13-1...Named second-team All-Conference as a junior after recording 47 tackles, 8 TFL, 15 QB hurries and 3 sacks en route to a 10-2 finish that season...Majored in leisure studies at Iowa.

COLLEGE STATISTICS

Year	School	GP	GS	TACKLES			SACKS		INTERCEPTIONS					FUMBLES			
				TT	Solo	Asst.	No.	Yards	No.	Yards	LG	TD	PD	FF	FR	Yards	
2011	Iowa	6	0	2	0	2	0.0	0.0	0	0	0	0	0	0	0	0	0
2012	Iowa	11	0	14	6	8	0.0	0.0	0	0	0	0	0	0	0	1	0
2013	Iowa	13	13	42	11	31	1.5	10.0	0	0	0	0	1	0	0	0	0
2014	Iowa	13	13	36	14	22	2.0	8.0	0	0	0	0	0	0	1	0	0
Totals		43	26	94	31	63	3.5	18.0	0	0	0	0	1	0	2	0	0

DID YOU KNOW?

The Baltimore Ravens drafted LB C.J. Mosley in the first round (17th overall) in the 2014 NFL Draft. In his first season, Mosley became the first Ravens rookie to make the Pro Bowl in franchise history. Mosley is also just one of five rookie LBs since 2009 to earn a spot in the All-Star game.



BALTIMORE
RAVENS

90

ZA'DARIUS SMITH
OUTSIDE LINEBACKER | 6-4 | 275

COLLEGE: Kentucky HS: Greenville (AL)
BORN: 9/8/92, Montgomery, AL
EXP. (NFL/RAVENS): Rookie

TRANSACTIONS

Za'Darius Smith was selected by the Ravens with their first pick in the fourth round (122nd overall) of the 2015 NFL Draft... Smith was the first of three Ravens picks (RB Javorius Allen – 125th and CB Tray Walker – 136th) in the fourth round

COLLEGE HONORS

- Second-team NJCAA All-American while at East Mississippi CC (2012)

COLLEGE CAREER

- Finished his two seasons at Kentucky with 120 tackles (50 solo), 14 TFL (-98 yards), 10.5 sacks (-91 yards), 3 PD and 2 FRs
- Was fourth on the team with 61 tackles (26 solo), second on the team with 4.5 sacks (-38 yards) and had 7.5 TFL (-44 yards), 1 FR and 2 PD as a senior in 2014
- Totaled 66 tackles (44 solo), 11.5 sacks (-90 yards), 11 TFL (-38 yards), 4 FFs, 3 PD and 1 INT in two seasons at East Mississippi Community College, where he helped lead the Lions to a 20-2 mark, including the school's first NJCAA National Championship in 2011



2014: (Kentucky – 12/12) Finished fourth on the team with 61 tackles (26 solo) while contributing 7.5 TFL (-44 yards) - third on team - 4.5 sacks (second on team), 2 PD and 1 FR... Posted a sack in three-consecutive games and four of the final seven

- Recorded 8 tackles (6 solo) and 1 sack (-9 yards) against Michigan State
- Netted 5 tackles (3 solo) and 1 sack (-13 yards) against LSU

2013: (Kentucky – 12/12) Tied for third on the team with 59 tackles (24 solo), including 6.5 TFL (-54 yards), 6 sacks (-53 yards), 1 PD and 1 FR... Also led the team with 6 QB hurries in his first year with the Wildcats

- Posted 6 tackles (4 solo), including a career-high 3 sacks (-25 yards), in the 41-7 victory vs. Miami (OH)
- Recorded a career-high 9 tackles against Georgia

2012: (East Mississippi CC – 10/10) Earned second-team NJCAA All-America, All-Region and All-State accolades after totaling 47 tackles, 4.5 TFL (-16 yards) and 6.5 sacks (-42 yards)... Added a team-leading 4 FFs, 2 PD and 1 INT (returned for 5 yards) as a sophomore

- Collected 8 tackles (6 solo), 1 sack (-8 yards) and a career-high 2 FFs vs. Pearl River CC
- Totaled 6 tackles (4 solo), 1 sack (-3 yards), 1 PD and his first-career INT, returned for 5 yards, at East Central CC

2011: (East Mississippi CC – 12/12) Recorded 19 tackles (15 solo), 7 TFL (-22 yards), 5 sacks (-48 yards) and 1 PD, helping East Mississippi to a 12-0 mark and the school's first NJCAA National Championship

- Contributed 3 tackles (2 solo), 1 sack (-15 yards) and 1 PD in the 55-47 victory in the NJCAA National Championship game against Arizona Western

HIGH SCHOOL, PERSONAL: Prepped at Greenville (AL) HS, where he starred on the basketball court and didn't begin playing football until his senior year... Has an older brother, Bob Meeks, who played center at Auburn (1988-91) and for the Denver Broncos (1992-94)... Cousin, Davern Williams, played at Troy (1999-2003) and in the NFL for the New York Giants (2004)... Also has a niece, Kristi Mokube, who played basketball at Florida State (2011-12) and currently plays at George Mason... Majored in community and leadership development at Kentucky.

COLLEGE STATISTICS

Year	School	GP	GS	TACKLES			SACKS		INTERCEPTIONS					FUMBLES		
				TT	Solo	Asst.	No.	Yards	No.	Yards	LG	TD	PD	FF	FR	Yards
2011	East Mississippi	12	12	19	15	4	5.0	48	0	0	0	0	1	0	0	0
2012	East Mississippi	10	10	47	29	18	6.5	42	1	5	5	0	2	4	0	0
East Miss. Totals		22	22	66	44	22	11.5	90	1	5	5	0	3	4	0	0
2013	Kentucky	12	12	59	24	35	6.0	53	0	0	0	0	1	0	1	0
2014	Kentucky	12	12	61	26	35	4.5	38	0	0	0	0	2	0	1	0
Kentucky Totals		24	24	120	50	70	10.5	91	0	0	0	0	3	0	2	0
Combined Totals		46	46	186	94	92	22.0	181	1	5	5	0	6	4	2	0



BALTIMORE
RAVENS

37

JAVORIUS ALLEN
RUNNING BACK | 6-0 | 220

COLLEGE: Southern California **HS:** Lincoln (Tallahassee, FL)
BORN: 8/27/91, Tallahassee, FL
EXP. (NFL/RAVENS): Rookie

TRANSACTIONS

Javorius Allen was selected by the Ravens in the fourth round (125th overall) of the 2015 NFL Draft...Allen was the second of three Ravens' draft picks (OLB Za'Darius Smith – 122nd and CB Tray Walker – 136th) chosen in the fourth round...Declared for the 2015 NFL Draft after his junior season at USC.

COLLEGE HONORS

- Third-team All-American by *CollegeSportsMadness.com* (2014)
- First-team All-Pac-12 by the coaches, media, *Athlon* and *CollegeSportsMadness.com* (2014)
- Second-team All-Pac-12 by *Phil Steele* (2014)
- One of 10 semifinalists for the 2014 Doak Walker Award, given to the nation's top RB
- Sophomore All-American honorable mention by *CollegeFootballNews.com* (2013)
- Third-team All-Pac-12 by *Phil Steele* (2013)
- Voted by his teammates as USC's MVP (2013)

COLLEGE CAREER

- Posted 417 carries for 2,306 rushing yards (5.5 avg) and 25 TDs, adding 63 receptions for 710 yards (11.3 avg) and 2 TDs
- Allen's 2,306 rushing yards rank 14th on USC's all-time chart (he is the 18th Trojan to have 2,000 career rushing yards), while he tallied 13 career 100-yard rushing games
- Was one of only three players in the nation with at least 1,450 rushing yards and 450 receiving yards in 2014
- Was also the only player in the country to register 13 games of 100-plus yards from scrimmage in 2014
- His nine 100-yard rushing games in 2014 are the most by a Trojan since RB Ricky Ervins also had nine in 1989



2014: (13/13) Earned several first-team All-Pac-12 honors after tallying 276 carries for a team-best 1,489 yards (5.4 avg.) and 11 TDs, adding 41 catches for 458 yards (11.2 avg) and 1 TD... His 1,489 rushing yards rank ninth on USC's single-season list and are the most by a Trojan since RB Reggie Bush (1,740 in 2005)...Posted nine 100-yard rushing games (including a 200-yarder) and had a streak of six-consecutive 100-yard rushing contests (the first Trojan to do so since RB Marcus Allen had 11 during his 1981 Heisman Trophy season)...Was one of three players in the nation with at least 1,450 rushing yards and 450 receiving yards...Was also the only player in the country with 13 games of 100-plus yards from scrimmage, posting 1,947 total yards (ranked eighth nationally)

- Posted a game-high 152 rushing yards and 2 TDs on 25 attempts vs. Nebraska
- Ran for 93 yards on 19 carries and had a 17-yard reception against Notre Dame
- Registered 114 rushing yards on 19 carries and an 18-yard reception at Washington State
- Carried the ball 15 times for a game-high 128 yards (8.5 avg.), including a 39-yard TD, and added a 12-yard reception vs. Colorado

- Posted a career-high 205 rushing yards and 3 TDs on 26 carries (7.9 avg.) at Arizona, earning Pac-12 Offensive Player of the Week honors
- Tallied 229 total scrimmage yards against Arizona State, running 29 times for 143 yards and 2 TDs and catching 4 passes for 86 yards
- Led USC in rushing (115 yards on 20 carries with a 17-yard TD) and receptions (5 for 23 yards) vs. Oregon State
- Caught 9 passes for 118 yards (both career bests), including a 51-yard TD grab, at Boston College
- Had a game-high 154 rushing yards on 23 carries (6.7 avg.) at Stanford, hitting the 1,000-yard career rushing mark
- Ran for a game-high 133 yards and 1 TD on 22 carries against Fresno State

- 2013: (14/4)** Voted by his teammates as USC's MVP after rushing 135 times for 785 yards (5.8 avg.) and 14 TDs...Added 22 catches for 252 yards (11.5 avg) and 1 TD...Scored 13 TDs in the last six games and finished with four 100-yard rushing outputs
- Produced a game-high 123 yards on 20 carries, including an 11-yard TD, against UCLA
 - Ran 21 times for 145 yards and 3 TDs at Colorado

37 JAVORIUS ALLEN

- Averaged 22.5 yards per carry vs. California, running for 135 yards on just 6 attempts...Posted the most yards ever on the road by a Trojan with 6 or fewer carries...Also tallied a pair of long TDs (43 and 79 yards) and added a 57-yard TD reception against the Golden Bears
- Posted a then-career high 133 yards and 3 TDs on 16 carries vs. Oregon State, also catching 4 passes for 41 yards
- Rushed for 37 yards and 2 TDs on 6 attempts against Arizona

2012: (3/0) Was a reserve tailback as a redshirt freshman, posting 6 carries for 32 yards (5.3 avg.)

2011: (0/0) Redshirted his true freshman season at USC

HIGH SCHOOL, PERSONAL: Prepped at Lincoln (Tallahassee, FL) HS, where as a senior he was named an ESPNU Top 150, *SuperPrep* All-Dixie honoree and *PrepStar* All-Southeast choice...Ran for more than 1,500 yards in 2010, leading Lincoln to the Florida state Class 4A title...Missed his 2009 junior season with a broken leg...As a sophomore in 2008, he rushed for 1,044 yards and 10 TDs on 162 carries (6.4 avg.)... Also competed in the long jump, posting a personal best of 22-9 1/2...Was a sociology major at USC...Nickname is "Buck" ...**First name is pronounced: juh-VAR-us**

COLLEGE STATISTICS

Year	Team	GP	GS	RUSHING					RECEIVING				
				No.	Yards	Avg.	LG	TD	No.	Yards	Avg.	LG	TD
2012	Southern Cal	3	0	6	32	5.3	14	0	0	0	0	0	
2013	Southern Cal	14	4	135	785	5.8	79t	14	22	252	11.5	57t	1
2014	Southern Cal	13	13	276	1,489	5.4	53	11	41	458	11.2	51	1
Totals		30	17	417	2,306	5.5	79t	25	63	710	11.3	57t	2

HOMEGROWN PRO BOWLERS


The Ravens have had 34 different players earn Pro Bowls since the team's inception. Of those, 18 are homegrown – 16 drafted and two signed as rookie free agents:

Year Drafted (Rd).	Name	Pro Bowls
1996 (1st)	LB Ray Lewis	13
1996 (1st)	T Jonathan Ogden	11
2002 (1st)	S Ed Reed	9
2003 (1st)	OLB Terrell Suggs	6
2006 (1st)	DT Haloti Ngata	5
1997 (1st)	OLB Peter Boulware	4
2007 (3rd)	G Marshal Yanda	4
1999 (1st)	CB Chris McAlister	3
2008 (2nd)	RB Ray Rice	3
2001 (1st)	TE Todd Heap	2
1996 (5th)	WR/RS Jermaine Lewis	2
2007 (4th)	FB Le'Ron McClain	2
2000 (6th)	OLB Adalius Thomas	2
2007 (1st)	G Ben Grubbs	1
2000 (1st)	RB Jamal Lewis	1
2014 (1st)	LB C.J. Mosley	1
2002 (RFA)	LB Bart Scott #	1
2012 (RFA)	K Justin Tucker #	1

Undrafted rookie free agent

MID-TO-LATE FIRST-ROUND FINDS

The Ravens have consistently found gems in the middle and later portions of the first round, including standouts LB C.J. Mosley (17th), QB Joe Flacco (18th), S Ed Reed (24th), LB Ray Lewis (26th), CB Jimmy Smith (27th), G Ben Grubbs (29th) and TE Todd Heap (31st).



Mosley - 17th Pick
2014 Rookie Pro Bowler



Flacco - 18th Pick
Super Bowl XLVII MVP



Reed - 24th Pick
9 Pro Bowls
'04 Def. POY



Lewis - 26th Pick
13 Pro Bowls
'00 & '03 Def. POY



Smith - 27th Pick
6 Career INTs
and 38 PD



BALTIMORE
RAVENS

25

TRAY WALKER
CORNERBACK | 6-2 | 199

COLLEGE: Texas Southern **HS:** Miami Northwestern (Miami, FL)
BORN: 8/5/92, Miami, FL
EXP. (NFL/RAVENS): Rookie

TRANSACTIONS

Tray Walker was selected by the Ravens in the fourth round (136th overall) of the 2015 NFL Draft...Walker was the third of three Ravens' picks in the fourth round (OLB Za'Darius Smith – 122nd overall and RB Javorius Allen – 125th overall).

COLLEGE HONORS

- Second-team All-Southwestern Athletic Conference (2014)
- Second-team Preseason All-SWAC (2014)

COLLEGE CAREER

- Finished his career with 159 tackles (112 solo), 3.5 TFL (-15 yards), 9 INTs (181 return yards), 26 PD and 1 FR
- Saw action in 44 games (42 starts) during his four-year career at Texas Southern
- Also recorded 2 catches for 24 yards and had 1 PR for 12 yards



2014: (11/11) Recorded 41 tackles (24 solo), 1.5 TFL (-5 yards), a career-high-tying 3 INTs (16 return yards), 7 PD and 1 FR for a unit that allowed just 190.9 passing yards per game...Also posted 1 PR for 12 yards...His 41 tackles ranked seventh most on the team

- Had 6 tackles (2 solo), 1 INT and 1.5 TFL (-5 yards) in his final collegiate game against Jackson State
- Tied his season high with 6 tackles (3 solo) and added 1 FR against Grambling State
- Posted 2 tackles and hauled in 1 INT (16 return yards) in the season-opening victory over Prairie View A&M

2013: (11/11) Collected a career-high 51 tackles (career-best 38 solo), 1 TFL (-2 yards), 1 INT (returned 85 yards) and 5 PD

- Recorded a season-high 10 tackles (4 solo) against Alabama State
- Had 2 solo tackles and secured his lone INT of the season (returned a career-long 85 yards) at Sam Houston State
- Posted 9 tackles (season-high 8 solo), 1 TFL (-5 yards) and 1 PD in the season opener against Prairie View A&M

2012: (11/11) Posted 45 tackles (33 solo), 1 TFL (-8 yards), 2 INTs (21 return yards) and 3 PD...Also had 2 receptions for 24 yards, the first and only catches of his career

- Registered 8 tackles (6 solo) and 1 TFL (-8 yards) against Mississippi Valley State
- Recorded season highs in tackles (11) and solo tackles (7), adding 1 INT (1 return yard) and 1 PD against North Texas
- Had 8 tackles (6 solo) and 1 INT (returned 20 yards) in the season-opening victory against Prairie View A&M

2011: (11/9) Recorded 22 tackles (17 solo), a career-high 3 INTs (59 return yards) and a career-best 11 PD in his first season with Texas Southern

- Led the defense with 6 solo tackles and 2 PD against Alabama State
- Recorded his first-career INT (returned 42 yards) in the victory over Alcorn
- Appeared in his first collegiate game in the season opener against Prairie View A&M

HIGH SCHOOL, PERSONAL: Prepped at Miami Northwestern (Miami, FL) HS, where he lettered in football, basketball and track and field...Played DB, punter and goal-line WR for the Bulls, earning honorable mention All-Dade County as a senior...Was a teammate of NFL first-round draft selections QB Teddy Bridgewater (Vikings, 32nd overall in 2014) and WR Amari Cooper (Raiders, fourth overall in 2015)...Majored in criminal justice at Texas Southern.

COLLEGE STATISTICS

Year	School	GP	GS	TACKLES			SACKS		INTERCEPTIONS				FUMBLES			
				TT	Solo	Asst.	No.	Yards	No.	Yards	LG	TD	PD	FF	FR	Yards
2011	Texas Southern	11	9	22	17	5	0.0	0.0	3	59	42	0	11	0	0	0
2012	Texas Southern	11	11	45	33	12	0.0	0.0	2	21	20	0	3	0	0	0
2013	Texas Southern	11	11	51	38	13	0.0	0.0	1	85	85	0	5	0	0	0
2014	Texas Southern	11	11	41	24	17	0.0	0.0	3	16	16	0	7	0	1	0
Totals		44	42	159	112	47	0.0	0.0	9	181	85	0	26	0	1	0



BALTIMORE
RAVENS

82

NICK BOYLE

TIGHT END | 6-4 | 260

COLLEGE: Delaware HS: High Point Regional (Sussex, NJ)

BORN: 2/17/93, Pompton Plains, NJ

EXP. (NFL/RAVENS): Rookie

TRANSACTIONS

Nick Boyle was selected by the Ravens in the fifth round (171st overall) of the 2015 NFL Draft...Boyle was the first of two Ravens' draft picks in the fifth round (G Robert Myers – 176th).

COLLEGE HONORS

- First-team All-Colonial Athletic Association (2014)
- Second-team All-American by The Sports Network (2014)
- Third-team All-American by Beyond Sports Network (2014)
- Second-team All-Colonial Athletic Association (2013)

COLLEGE CAREER

- Played in 41 career games (36 starts), catching 101 passes for 984 yards (9.7 avg.) and 12 TDs
- Is Delaware's all-time leader among TEs for receptions and ranks No. 2 in yards and TDs

2014: (12/12) Served as a co-captain, becoming the first Delaware TE to earn All-American honors since former NFL player Ben Patrick in 2006...Also garnered first-team All-CAA honors after posting 37 catches for 304 yards and 4 TDs

- Closed out his collegiate career with 2 catches for 18 yards and 1 TD against Villanova
- Posted 4 catches for 27 yards and 1 TD vs. Elon
- Tallied 5 catches for a season-high 48 yards in the win over James Madison
- Had a career-high 6 catches for 43 yards and a career-high-tying 2 TDs vs. Colgate
- Named Blue Hen Touchdown Club Offensive Player of the Week vs. both Pitt and Towson

2013: (12/12) Established career highs in catches (42 - third on team), receiving yards (474) and TDs (7) en route to earning second-team All-CAA honors...His 42 receptions led all CAA TEs and were No. 7 among NCAA FCS TEs

- Tied then-career highs by catching 5 passes against Jacksonville, James Madison, Albany and Towson
- Registered 5 catches for 35 yards in a thrilling 32-31 victory at Towson
- Posted a career-high 73 yards on 5 receptions vs. Albany



- Produced 5 catches for 49 yards and 2 TDs in a 29-22 comeback win vs. James Madison, becoming the first Delaware TE to score dual TDs in a game since 2006

2012: (10/7) Ranked fifth on the team with 20 receptions for 181 yards (9.1 avg.)

- Caught 5 passes for 63 yards vs. Towson
- Tallied 3 catches for 24 yards in a 47-24 win vs. Rhode Island
- Registered 4 catches for 45 yards vs. Delaware State

2011: (7/5) One of just five true freshmen to see game action... Was expected to redshirt, but was pressed into action in the fifth game due to a season-ending injury to starting TE Colin Naugle...Posted 2 catches for 25 yards and 1 TD

- Hauled in a 15-yard TD catch vs. Massachusetts

HIGH SCHOOL, PERSONAL: Prepped at High Point Regional (Sussex, NJ) HS, where he was a three-year starter on both sides of the ball...Earned first-team All-Conference honors on defense as a senior, setting a school single-season record with 10 sacks...Led his team to an 8-3 record in 2010 and a berth in the state semifinals...Was also an All-Conference selection in basketball, serving as a three-year starter and team captain...Sister, Lauren, was a four-year starter in basketball at Muhlenberg (PA) College, and another sister, Kate, played soccer for two seasons at Susquehanna (PA) University...Majored in economics at Delaware.

COLLEGE STATISTICS

Year	Team	GP	GS	RECEIVING					RUSHING				
				No.	Yards	Avg.	LG	TD	No.	Yards	Avg.	LG	TD
2011	Delaware	7	5	2	25	12.5	15	1	0	0	0.0	0	0
2012	Delaware	10	7	20	181	9.1	27	0	0	0	0.0	0	0
2013	Delaware	12	12	42	474	11.3	40	7	0	0	0.0	0	0
2014	Delaware	12	12	37	304	8.2	26	4	0	0	0.0	0	0
Totals		41	36	101	984	9.7	40	12	0	0	0.0	0	0



BALTIMORE
RAVENS

70

ROBERT MYERS

GUARD | 6-5 | 335

COLLEGE: Tennessee State HS: La Vergne (TN)

BORN: 12/26/91, Chicago, IL

EXP. (NFL/RAVENS): Rookie

TRANSACTIONS

Robert Myers was selected by the Ravens in the fifth round (176th overall) of the 2015 NFL Draft...Myers was the second of two Ravens' picks in the fifth round (TE Nick Boyle – 171st overall).

COLLEGE HONORS

- FCS first-team All-American by *Phil Steele* (2014)
- Second-team All-Ohio Valley Conference (2013 and 2014)
- Reese's Senior Bowl (2015)

COLLEGE CAREER

- Appeared in 46 career games (35 starts) at Tennessee State
- Started his final 29-consecutive games for the Tigers
- Redshirted in 2010



2014: (12/12) Named second-team All-Ohio Valley Conference after being the only offensive player to start all 12 games for the Tigers...Anchored a unit that did not allow a sack in the team's final four contests...Helped protect a QB tandem that recorded 3,268 yards and 23 TDs...Led an O-line that allowed just 1.17 sacks per game, ranking 18th in the FCS...Played in the 2015 Reese's Senior Bowl following his final campaign

- Helped protect QB Michael German, who threw for a season-high 6 TD passes in the season finale at Murray State...Tigers also rushed for 114 yards
- Paved the way for RB Tom Smith, who recorded 151 rushing yards and 4 TDs in the season opener against Edward Waters...Tigers finished with 439 rushing yards and 6 rushing TDs in the game

2013: (14/14) Earned second-team All-OVC honors after starting all 14 games at tackle for the Tigers...Helped RB Tim Broughton rush for 1,146 yards (25th most nationally) and 6 TDs...Protected a QB duo that threw for 26 TDs and had only 4 INTs on the season

- Blocked for a rushing attack that posted 264 net yards and 2 TDs, including 159 yards and 1 TD by RB Telvin Hooks, against Southeast Missouri
- Guided Broughton to 108 rushing yards and 2 TDs (Tigers had 4 total rushing TDs and 6 passing TDs) in a 73-6 victory over Central State

2012: (10/8) Played in 10 games as a redshirt sophomore

- Helped guide RB Trabis Ward to 267 rushing yards and 4 TDs in the win over Southeast Missouri
- Helped the Tigers offense record 201 rushing yards, including 3 TDs and 262 passing yards (2 TDs) in the win over Arkansas Pine Bluff

2011: (10/1) Appeared in 10 games as a redshirt freshman and made the first start of his career

- Made his first-career start against Murray State, helping the Tigers rush for 168 yards and 2 TDs
- Appeared in his first collegiate game against Southern, with the Tigers recording a season-high 342 rushing yards

2010: (0/0) Redshirted as a true freshman

HIGH SCHOOL, PERSONAL: Prepped at La Vergne (TN) HS, where he lettered in football and wrestling...Played LT as a senior and placed in the regional finals in wrestling...Was also a member of the ROTC program...Majored in biology at Tennessee State.

DID YOU KNOW?

In the 2014 Week 6 win at Tampa Bay, Baltimore scored 48 points, tying the franchise's No. 2 single-game points mark and setting a new road game standard. The 48 also ranked as the NFL's most road points in 2014. Impressively, the Ravens averaged 25.8 points per game on the road in 2014, fifth best in the NFL.



BALTIMORE
RAVENS

12

DARREN WALLER
WIDE RECEIVER | 6-6 | 245

COLLEGE: Georgia Tech **HS:** North Cobb (Kennesaw, GA)
BORN: 9/13/92, Landover, MD
EXP. (NFL/RAVENS): Rookie

TRANSACTIONS

Darren Waller was selected by the Ravens in the sixth round (204th overall) of the 2015 NFL Draft.

COLLEGE CAREER

- Finished his Yellow Jackets' career with 51 receptions for 971 yards and 9 TDs in 50 career games (22 starts)
- Recorded 26 catches for 442 yards and 6 TDs as a senior (2014)
- His 72-yard TD reception as a junior in 2013 is a career long



2014: (12/8) Recorded a career-high 26 receptions for 442 yards (17.0 avg.) and 6 TDs (the team's second most in each category)

- Produced a career-high 114 yards and 1 TD on a career-high-tying 5 receptions in Georgia Tech's Orange Bowl victory over Mississippi State
- Had 5 receptions for 73 yards vs. Florida State in the ACC Championship game and registered a 25-yard TD catch with 1:47 remaining in a close 37-35 loss to the Seminoles
- Registered a 7-yard TD catch in an OT victory at Georgia
- Secured a 55-yard TD reception at North Carolina
- Had 30 receiving yards and 1 TD on 2 catches vs. Georgia Southern

2013: (12/4) Finished with the team's second-most receptions (17), receiving yards (367) and TDs (3)...Averaged a team-best 21.6 receiving yards per catch

- Posted a career-high 72-yard TD catch vs. Ole Miss in the Music City Bowl
- Registered 2 passes for 38 yards (19.0 avg.) and 1 TD vs. North Carolina in a 28-20 victory
- Caught a 68-yard reception vs. Georgia, tying a then-career high

2012: (14/10) Recorded 8 catches for 162 yards (20.2 avg.)

- Started the final six games of the season, helping the Yellow Jackets to a 4-2 record down the stretch
- Had 2 receptions for 59 yards vs. Florida State in the ACC Championship game
- Logged a 68-yard reception at North Carolina
- Produced 2 receptions, the first of his career, for 13 yards vs. Middle Tennessee State

2011: (12/0) Played in 12 games as a reserve wide receiver and special teamer

- Recorded 1 FF on special teams

HIGH SCHOOL, PERSONAL: Prepped at North Cobb (Kennesaw, GA) HS, where he earned a three-star rating from *Rivals.com* and *Scouts.com*...Named first-team All-County and All-Region and second-team All-State as a senior... Played WR and DB during his three-year varsity career and served as team captain for two seasons...Recorded a 71-yard TD reception his senior season...Logged 19 tackles as a junior vs. Hillgrove HS...Member of the regional championship team in 2007...Also played basketball for three seasons...Majored in management at Georgia Tech...His great grandfather was legendary jazz musician Fats Waller.

COLLEGE STATISTICS

Year	School	GP	GS	RECEIVING					RUSHING					
				No.	Yards	Avg.	LG	TD	No.	Yards	Avg.	LG	TD	
2011	Georgia Tech	12	0	0	0	0.0	0	0	0	0	0.0	0	0	0
2012	Georgia Tech	14	10	8	162	20.2	68	0	0	0	0.0	0	0	0
2013	Georgia Tech	12	4	17	367	21.6	72t	3	0	0	0.0	0	0	0
2014	Georgia Tech	12	8	26	442	17.0	55t	6	0	0	0.0	0	0	0
Totals		50	22	51	971	19.0	72t	9	0	0	0.0	0	0	0

DID YOU KNOW?

The Ravens won at least one playoff game in five-consecutive seasons from 2008-12. Baltimore is one of just six franchises since the 1970 merger to accomplish that feat: Dallas Cowboys (1991-96), New England Patriots (2003-07), Philadelphia Eagles (2000-04), Green Bay Packers (1993-97) and Oakland Raiders (1973-77).

2015 FIRST-YEAR PLAYERS



BALTIMORE
RAVENS

2

BRYN RENNER

QUARTERBACK | 6-3 | 225

COLLEGE: North Carolina HS: West Springfield (VA)

BORN: 1/22/90, Springfield, VA

EXP. (NFL/RAVENS): 1/1 GP/GS (PLAYOFFS): 0/0 (0/0)

TRANSACTIONS: Bryn Renner was signed to a Reserve/Future contract with the Ravens on 1/12/15...Released by the Broncos on 8/25/14...Originally signed by Denver as a rookie free agent on 5/12/14.

2014: (with Denver – 0/0) Spent the offseason and preseason with the Broncos before being released on 8/25...Originally signed by Denver as a rookie free agent on 5/12

COLLEGE: Appeared in 36 games (28 starts) for the Tar Heels, completing 668 of 1,005 passes (66.5%) for 8,221 yards with 64 TDs and 25 INTs (151.2 QB rating)...Produced the Top 2 single-season TD totals in school history (28 in 2012; 26 in 2011) and registered the most career 300-yard passing games (10) in North Carolina annals...Added 373 yards rushing and 4 TDs on the ground...Finished his senior campaign completing 152 of 231 passes (65.8%) for 1,765 yards with 10 TDs and 5 INTs in eight starts before undergoing season-ending shoulder surgery...Named an honorable mention All-Atlantic Coast Conference selection following his junior season in which he completed 276 of 422 passes (65.4%) for 3,356 yards and a school-record 28 TDs with just 7 INTs (150.8 QB rating)...Started all 13 games for the Tar Heels in 2011 and completed 239 of 50 passes (68.3%) for 3,086 yards with 26 TDs and 13 INTs...Led the ACC and was 10th in the nation with a 159.4 pass efficiency rating...Saw action in three games as a reserve during his redshirt freshman season in 2010....Double majored in communication studies and sociology at North Carolina.

HIGH SCHOOL, PERSONAL: Prepped at West Springfield (VA) HS, where he led the Spartans to consecutive Virginia AAA Patriot District titles during his final two prep seasons...Threw for 3,123 yards and 35 TDs as a senior to earn 2008 Area Player of the Year honors from *The Washington Post*...His father, Bill Renner, was a punter for the Green Bay Packers, appearing in six career games from 1986-87.



BALTIMORE
RAVENS

48

PATRICK SCALES

LONG SNAPPER | 6-4 | 244

COLLEGE: Utah State HS: Weber (Pleasant View, UT)

BORN: 2/11/88, Louisville, KY

EXP. (NFL/RAVENS): 1/1 GP/GS (PLAYOFFS): 2/0 (2/0)

TRANSACTIONS: Patrick Scales re-signed with Baltimore on 4/21/15...Signed with the Ravens on 12/18/14...Waived by the Buccaneers on 4/9/14...Signed by Tampa Bay on 1/6/14...Released by the Jets on 8/26/13...Signed by the New York Jets on 7/23/13...Cut by the Dolphins on 5/15/13...Signed by Miami on 4/8/13...Waived by Baltimore on 8/26/12...Re-signed by the Ravens on 4/30/12...Released by Baltimore on 9/3/11...Originally signed by the Ravens as a rookie free agent on 7/28/11.

2014: (with Baltimore – 2/0, 2/0) Snapped on 14 punts, 2 FGAs and 3 PATs in two games played with the Ravens after being signed by Baltimore on 12/18 after the Ravens placed LS Kevin McDermott (elbow) on Injured Reserve...Scales became the third long snapper to play for the Ravens in 2014 (five-year veteran LS Morgan Cox tore his ACL in Week 7)

- Saw action in both postseason contests, snapping on all 7 PATs, 6 punts and 4 FGAs

2015 FIRST-YEAR PLAYERS

- Snapped on all 6 punts, 2 FGAs and 2 PATs in the 20-10 victory in the **season finale vs. Cle. (12/28)**
- Played in his first NFL game, snapping on all 8 punts and 1 PAT in **game 15 at Hou. (12/21)**

2013: (with Miami and New York Jets – 0/0) Spent the majority of training camp with the Jets before being released on 8/26... Waived by Miami on 5/15 after being signed by them on 4/8

2012: (with Baltimore – 0/0) Spent training camp with the Ravens before being waived on 8/26

2011: (with Baltimore – 0/0) Spent training camp with the Ravens before being waived in the final cutdown on 9/3

COLLEGE: Saw action in 40 games during his career at Utah State, serving as the team's long snapper his final three seasons... Played in all 10 games as a senior in 2010, executing the snaps for all FGs, PATs and punts... Played in all 12 games as a junior in 2009, snapping for all FGs, PATs and punts... Helped P Peter Caldwell lead the WAC in punting average (42.2) and K Chris Ulinski set the USU single-season school record for PATs (40)... Posted 1 assisted tackle on punt coverage... Played in all 12 games during his sophomore campaign in 2008, snapping for every FG, PAT and punt... Registered 2 solo tackles on punt coverage... As a redshirt freshman in 2007, snapped on every FG, PAT and punt, also registering 2 tackles on punt coverage... Following the season, he was awarded a full scholarship by the coaching staff... Redshirted his true freshman season in 2006 after walking on to the team... Majored in business marketing while at Utah State, earning All-WAC Academic honors as a junior in 2008.

HIGH SCHOOL, PERSONAL: Prepped at Weber (Pleasant View, UT) HS, where he garnered second-team All-Region honors playing TE, DE and snapping as a senior... Also played basketball and baseball... Was an Academic All-State and All-Region honoree... Father, Herbert, played football at Georgia Tech.



BALTIMORE
RAVENS

35

KIERO SMALL
FULLBACK | 5-9 | 242

COLLEGE: Arkansas **HS:** Cardinal Gibbons (Baltimore, MD)
BORN: 5/1/89, Baltimore, MD
EXP (NFL/RAVENS): 1/1 **GP/GS (PLAYOFFS):** 3/3 (0/0)

TRANSACTIONS: Kiero Small was signed to the Ravens' practice squad on 11/13/14... Waived by Cleveland on 11/11/14... Signed to the Browns' active roster from their practice squad on 10/20/14... Signed to Cleveland's practice squad on 9/2/14... Waived by Seattle on 8/30/14... Originally selected by the Seahawks in the seventh round (227th overall) of the 2014 NFL Draft.

2014: (with Seattle/Cleveland/Baltimore – 3/3) Was signed to the Ravens' practice squad on 11/13... Elevated to the Browns' 53-man roster on 10/20 and started three games after spending six weeks on Cleveland's practice squad... Was the lead blocker for the Browns' 170-yard, 3-TD rushing effort in **game 9 at Cin. (11/6)**... Made his NFL debut and first-career start at FB in **game 7 vs. Oak. (10/26)**... Attended offseason workouts and took part in training camp with the Seahawks before being waived on 8/30

COLLEGE: Saw action in 25-career games at Arkansas, totaling 287 scrimmage yards (152 rushing, 135 receiving) and 5 TDs... Served as the primary blocker for a Razorbacks' offense that averaged 208.7 rushing ypg during his 2013 senior campaign... Tallied 151 rushing yards and 3 TDs on 40 carries, while also catching 19 passes for 128 yards and 1 TD... Saw action in all 13 games as a junior in 2011 (including starts against Auburn and Vanderbilt), scoring 1 TD... Named a junior college All-American at Hartnell (CA) College from 2009-10, when he played both FB and LB... Was a two-time All-Coast Conference performer at LB... Paced the Panthers in tackles in 2010 (120) and 2009 (109)... Produced 7 TDs (6 rushing, 1 receiving) over two seasons at Hartnell... Helped lead the Panthers to Coast Conference co-championship honors his freshman year.

HIGH SCHOOL, PERSONAL: Prepped at Cardinal Gibbons (Baltimore, MD) HS and earned second-team All-State accolades from the Maryland Football Coaches Association as a senior in 2006.

2015 FIRST-YEAR PLAYERS



BALTIMORE
RAVENS

92

ZACH THOMPSON

OUTSIDE LINEBACKER | 6-5 | 265

COLLEGE: Wake Forest **HS:** Stone Bridge (Ashburn, VA)

BORN: 1/18/91, Ashburn, VA

EXP. (NFL/RAVENS): 1/1 **GP/GS (PLAYOFFS):** 0/0 (0/0)

TRANSACTIONS: Zach Thompson was signed to the Ravens' practice squad on 12/16/14...Waived by Denver on 11/18/14...Signed to the Broncos' practice squad on 9/1/14...Released by New York on 8/30/14...Originally signed with the Jets as a rookie free agent on 5/11/14.

2014: (with N.Y. Jets, Denver and Baltimore) Joined the Ravens' practice squad on 12/16...Spent the majority of the season on the Broncos' practice squad before being waived on 11/18... Participated in offseason workouts and training camp with the Jets before being released on 8/30

COLLEGE: Saw action in 44 games (40 starts) over a four-year career at Wake Forest, totaling 151 tackles (73 solo), 22 TFL, 11 sacks, 2 INTs, 2 FFs and 1 FR...Started in all 11 games as a senior in 2013, registering career highs in sacks (5) and TFL (11) while producing 40 tackles, 2 PDs and 1 FF...Appeared in 11 contests as a junior in 2012, recording a career-best 52 tackles and tying for the team lead in sacks (4)...Also added 5.5 TFL, 1 FF, 1 FR and 1 INT...Logged 40 tackles, 1 sack, 4 TFL, 2 PD and his first-career INT in 13 games started as a sophomore in 2011...Saw action in nine games (five starts) as a redshirt freshman in 2010, posting 19 tackles, 1 sack and 1 TFL...Majored in communication with a minor in American ethnic studies.

HIGH SCHOOL, PERSONAL: Prepped at Stone Bridge (Ashburn, VA) HS, where he played football for his father, Mickey... Received first-team All-Met accolades from *The Washington Post* as a senior in 2008...Was also recognized as a first-team Class 3A All-State, first-team All-Liberty District and first-team All-Northern Region honoree.



The Ravens own a 10-5 playoff record under head coach John Harbaugh (2008-14), a mark that includes a 34-31 victory in Super Bowl XLVII vs. the San Francisco 49ers. Harbaugh's (.667) playoff winning percentage ties (Chuck Noll: 16-8 and George Seifert: 10-5) for the seventh-best mark in league history.

2015 ROOKIE FREE AGENTS



BALTIMORE
RAVENS

61

DARRYL BALDWIN

TACKLE | 6-6 | 305

COLLEGE: Ohio State HS: Solon (OH)

BORN: 10/6/91, Cleveland, OH

EXP. (NFL/RAVENS): Rookie

Darryl Baldwin signed with the Ravens as a rookie free agent on 5/7/15...Saw action in 48 games (15 starts) at Ohio State... Earned honorable mention All-Big Ten honors after starting all 15 games at RT for the National Champion Buckeyes as a senior in 2014...Helped anchor an O-line that led the Big Ten in total offense (511.6 ypg) and scoring (44.8 ppg) and ranked second in rushing (264.5 ypg)...Saw action in 12 games both from scrimmage and on special teams as a reserve LT as a junior in 2013...Played in all 12 games for the undefeated Buckeyes as a sophomore in 2012 both from scrimmage and on special teams after switching from the D-line following his freshman season...Saw action in seven games as a reserve D-lineman, posting 3 tackles, including 1 sack (-6 yards), as a redshirt freshman in 2011...Redshirted as a true freshman in 2010...Baldwin was a two-time Academic All-Big Ten and three-time OSU Scholar-Athlete honoree en route to graduating with a degree in business marketing...He is currently working toward a master's degree in sports management...Prepped at Solon (OH) HS, where he earned All-Ohio honors and was the *Cleveland Plain Dealer* Defensive Player of the Year after recording 36 tackles, including 25 TFL and 9 sacks as a senior...Helped lead the Comets to a 12-1 record, advancing to the regional finals after winning the NOC Championship...Also played basketball and competed in track, while earning honor roll accolades.



BALTIMORE
RAVENS

45

BRENNEN BEYER

OUTSIDE LINEBACKER | 6-4 | 256

COLLEGE: Michigan HS: Plymouth (Canton, MI)

BORN: 11/25/92, Indianapolis, IN

EXP. (NFL/RAVENS): Rookie

Brennen Beyer signed with the Ravens as a rookie free agent on 5/7/15...Appeared in 49 games (32 starts) for the Wolverines, totaling 92 tackles (45 solo), 7.5 sacks (-55 yards), 12 TFL (-64 yards), 2 FFs, 1 PD and 1 INT (7 return yards)...Earned Academic All-Big Ten honors as a senior after appearing in 12 games (11 starts), recording 35 tackles (12 solo), 5.5 sacks (-39 yards) and 7.5 TFL (-42 yards)...Had a career-high 2 sacks and career-high-tying 2 TFL vs. Penn State in an 18-13 win...Registered a career-high 8 tackles vs. Indiana...As a junior in 2013, earned Academic All-Big Ten honors and the U-M Athletic Academic Achievement Award after appearing in 13 games (seven starts at DE and five starts at LB), tallying 27 tackles, 4 TFL, 2 sacks, 1 FF and 1 INT...Returned his first-career INT (7 return yards) for a TD at Iowa...Registered his first-career sack vs. Central Michigan...As a sophomore in 2012, appeared in 11 games (nine starts) and logged 19 tackles (9 solo), a half-sack and 1 FF...Tallied first-career TFL vs. South Carolina in the Outback Bowl...Appeared in 11 games as a freshman in 2011, playing nine games on special teams and as a reserve LB/rush end...Prepped at Plymouth (Canton, MI) HS, where he earned AP All-State honorable mention, first-team All-Conference, first-team All-League, All-Detroit West and All-Metro Detroit honors as a junior and senior...Recorded 65 tackles and 12 sacks at defensive end as a senior...Also led team to an 11-3 record and an appearance in the state finals in 2010...Started on both sides of the ball in his final three seasons.

2015 ROOKIE FREE AGENTS



BALTIMORE
RAVENS

49

ANDREW BOSE
INSIDE LINEBACKER | 6-2 | 236

COLLEGE: Rhode Island **HS:** Huntingtown (MD)
BORN: 6/7/93, Huntingtown, MD
EXP. (NFL/RAVENS): Rookie

Andrew Bose signed with the Ravens as a rookie free agent on 5/27/15...Appeared in 42 games (31 starts) for Rhode Island, totaling 295 tackles (150 solo), 6 sacks (-54 yards), 1 INT, 28.5 TFL (-105 yards), 5 PD, 5 FFs, 1 FR and 1 blocked kick...Started all 12 games as a senior in 2014, recording 125 tackles (48 solo), 4.5 sacks (-37 yards), 14.5 TFL (-59 yards), 1 INT, 1 PD and 2 FFs...Registered a season-high 14 tackles and 1 FF in the season opener at Marshall...Appeared in nine games (eight starts) as a junior in 2013, tallying 76 tackles (44 solo), a half-sack (-4 yards), 7.5 TFL (-20 yards), 3 PD and 2 FFs...Also named Colonial Athletic Conference second-team All-Conference and to *Phil Steele's* Preseason All-CAA team...Missed four games due to injury...Recorded 17 tackles at Albany, earning CAA and the *Sports Network* FCS National Defensive Player of the Week honors...Had 7 tackles, 2 TFL and 1 FF in the 12-10 win against Richmond...Registered 12 tackles (8 solo) vs. CCSU...Started all 11 games as a sophomore in 2012, recording 86 tackles (52 solo), 1 sack (-13 yards), 6.5 TFL (-26 yards), 1 PD, 1 FF and 1 FR...Led the team with 13 tackles (11 solo) against James Madison...Tallied 16 tackles and 1 FF at Richmond...Made his first career start at LB, tallying 8 tackles and 1 FR at Monmouth...Saw action in 10 games as a freshman in 2011, recording 8 tackles (6 solo) and 1 blocked kick...Selected by Rhode Island's coaching staff as the team's Rookie of the Year...Prepped at Huntingtown (Huntingtown, MD) HS, where he was a three-year starter...Earned first-team All-Southern Maryland Athletic Conference honors in 2008-10...Also earned second-team All-SMAC as a RB after rushing for 878 yards and 25 TDs on 121 carries during his senior campaign...Helped the team to a state championship in 2009 and 2010...Led the team in tackles as a junior and sophomore.



BALTIMORE
RAVENS

83

DANIEL BROWN
WIDE RECEIVER | 6-5 | 225

COLLEGE: James Madison **HS:** Isle of Wight (VA)
BORN: 5/26/92, Windsor, VA
EXP. (NFL/RAVENS): Rookie

Daniel Brown signed with the Ravens as a rookie free agent on 5/12/15...Appeared in 39 games (21 starts) for James Madison, totaling 91 receptions for 1,450 yards and 17 TDs...Started all 13 games as a senior in 2014, recording 42 receptions for 606 yards and 7 TDs...Tallied 5 receptions for 52 yards and 1 TD vs. Delaware...Had a season-high 8 receptions for 128 yards and 1 TD in a 31-24 win vs. William & Mary...Played in 11 games (five starts) as a junior in 2013, registering 42 receptions for 665 yards and 8 TDs...Also earned the Colonial Athletic Association Commissioner's Academic Award...Recorded 5 catches for 86 yards and a team season-high 3 TDs in a win at Albany...Had a career-long 56-yard reception at Akron...Started three games as a sophomore in 2012, recording 2 catches for 22 yards and 1 TD before suffering a season-ending injury against West Virginia...Recorded an 8-yard TD catch against Saint Francis...Saw action in 12 games as a redshirt freshman in 2011, posting 5 receptions for 157 yards and 1 TD... Also had 3 KORs for 27 yards...Recorded a season-high 41-yard catch for a TD in the season opener at North Carolina...Had another 41-yard catch in a win vs. Villanova...Redshirted as a true freshman in 2010...Majored in computer information systems at James Madison...Prepped at Isle of Wight (VA) Academy...Helped the team to three-consecutive state titles from 2005-07...Earned first-team All-State and first-team All-Conference honors as a senior...Named second-team All-State and first-team All-Conference as a junior...Also earned first-team All-State and All-Conference for basketball as a junior and senior...Named first-team All-State and first-team All-Conference in baseball as a senior in 2009.

2015 ROOKIE FREE AGENTS



BALTIMORE
RAVENS

69 **LEON BROWN**
GUARD | 6-6 | 320

COLLEGE: Alabama **HS:** Parkdale (Riverdale Park, MD)
BORN: 2/24/93, Riverdale Park, MD
EXP. (NFL/RAVENS): Rookie

Leon Brown signed with the Ravens as a rookie free agent on 5/12/15...Appeared in 23 career games (13 starts) for the Crimson Tide...Saw action in 14 games (12 starts) as a senior in 2014...Helped Alabama's offense average 206.6 rushing yards per game and achieve a No. 14 national ranking for fewest sacks allowed (16)...Part of an O-line that protected QB Blake Sims, allowing him to set career highs in attempts (391), completions (252), passing yards (3,487) and TDs (28)...Saw action in nine games (one start) as a junior in 2013...First-career start was against Oklahoma in the Sugar Bowl...Helped pave the way for RB T.J. Yeldon to rush for a career-high 1,235 yards and 14 TDs on 207 attempts...Originally began his collegiate career at ASA (Brooklyn, NY) College, playing for the Avengers from 2011-12...Named a *PrepStar* Junior College Athletic Association All-American...Ranked by *Scout.com* as the No. 8 overall junior college prospect...Also ranked No. 50 in the *Rivals.com* JUCO Top 50...Appeared in 10 games (nine starts) as a sophomore in 2012, earning second-team All-Northeast Football Conference honors...Helped the offense earn a No. 3 JUCO ranking for points per game (47.2) and a No. 2 ranking in yards per rush (6.5)...O-Line protected QB Daniel Pietrangelo, allowing him to throw for 99 completions on 163 attempts, 1,504 yards and 16 TDs...Started all eight games as a freshman in 2011...Prepped at Parkdale (Riverdale Park, MD) HS, where he was named a four-star recruit by *ESPN.com*, *247Sports.com* and *Scout.com*...Also named first-team All-County selection in 2010.



BALTIMORE
RAVENS

16 **DEANDRE CARTER**
WIDE RECEIVER | 5-8 | 188

COLLEGE: Sacramento State **HS:** Washington (Fremont, CA)
BORN: 4/10/93, San Jose, CA
EXP. (NFL/RAVENS): Rookie

DeAndre Carter signed with the Ravens as a rookie free agent on 5/7/15...In 41 games at Sacramento State, Carter recorded 207 receptions for 2,760 yards and 35 TDs...He also carried the ball 10 times for 42 yards (4.2 avg.) and 1 TD...In four seasons with the Hornets, he recorded 18 KORs for 426 yards (23.7 avg.) and had 10 PRs for 125 yards (12.5 avg.) and 1 TD...As a senior in 2014, served as team co-captain and appeared in all 12 games, earning All-American honors from the *Associated Press*, *College Sports Madness*, *The Sports Network* and FCS Athletic Directors Association...Posted single-season school records with 99 catches for 1,321 yards and 17 TDs...Also had 4 rushing attempts for 4 yards and 4 PRs for 69 yards (17.3 avg.) and 1 TD...His 108 total points rank No. 4 in school history and are the most by a non-RB...Had at least 100 receiving yards in six of the last eight games as a senior...Earned FCS and Big Sky Player of the Week honors after logging 16 passes for 273 yards and 4 TDs vs. Southern Utah, setting single-game school records in receptions and receiving yards...Grabbed 14 passes for 158 yards and 3 TDs at Idaho State...Returned a 65-yard punt for a TD late in the fourth quarter in a 48-41 victory vs. Portland State...Appeared in 11 games as a junior in 2013, earning All-Big Sky honors and the team's Offensive MVP after recording 64 catches for 934 yards and 14 TDs...Set the school's then-single-game record with 12 catches and 5 TDs vs. Southern Oregon, earning national FCS Player of the Week honors...Appeared in 10 games as a sophomore in 2012, tallying 32 receptions for 344 yards and 4 TDs...Had 7 KORs for 200 yards and had 6 PRs for 56 yards (9.3 avg.)...Played in eight games as a freshman in 2011, posting 12 receptions for 161 yards (13.4 avg.)...Majored in communication studies at Sacramento State...Prepped at Washington (CA) HS, where he was named third-team All-State, first-team All-East Bay and earned Mission Valley Athletic Association League Offensive Player of the Year as a senior...Caught 69 passes for 1,093 yards and 15 TDs in 2010 and rushed for 380 yards and 8 TDs.

2015 ROOKIE FREE AGENTS



BALTIMORE
RAVENS

63

BLAINE CLAUSELL

TACKLE | 6-6 | 339

COLLEGE: Mississippi State HS: Baker (Mobile, AL)

BORN: 1/31/92, Mobile, AL

EXP. (NFL/RAVENS): Rookie

Blaine Clausell signed with the Ravens as a rookie free agent on 5/7/15... Played in 49 career collegiate games, starting 38 at LT... Started 13 games and was part of the most prolific offense in MSU school history, one that shattered 13 single-season records... Key marks set by the Bulldogs' attack in 2014 include total yards gained (6,679), yards per play (6.7), yards per game (513.8), points scored (480), points per game (36.9), offensive TDs (60), total first downs (334), passing yards (3,649) and passing yards per game (280.7)... Clausell helped block for QB Dak Prescott, who set a school record for rushing yards by a QB (986) and passing yards (3,449), as he tallied a MSU single-season best 4,435 total yards of offense... Prescott also posted a school-record 27 passing TDs and 151.7 efficiency rating en route to MSU's 10-3 season... Started 12 games as a junior in 2013, helping MSU average 434.4 yards per contest and 29 rushing TDs... Opened holes for 556 yards of total offense at Texas A&M... Capped the year vs. Rice in the Liberty Bowl, with MSU tallying a school-bowl-record 533 yards of offense... Started all 13 games as a sophomore in 2012 and was part of an O-line that gave up the second-fewest sacks in the SEC (29th nationally)... Graded out a season-best 93 percent with 7 pancake blocks in the win over Tennessee... Helped the Bulldogs' rushing attack gain 186 yards vs. Northwestern in the Gator Bowl... Saw action in 11 games as a redshirt freshman in 2011, including four-straight starts at LT early in the year... Recorded 14 pancake blocks on the year... Helped block for RB Vick Ballard, who rushed for a career-high 180 yards against Wake Forest in the Music City Bowl... Redshirted his true freshman season in 2010... Graduated with a degree in criminology from Mississippi State... Prepped at Baker (Mobile, AL) HS, where he became the first player from his school to play football in the SEC... Was a first-team All-Area selection following his senior year... **Last name pronounced: claw-ZELL.**



BALTIMORE
RAVENS

65

NICK EASTON

CENTER | 6-3 | 305

COLLEGE: Harvard HS: Hibriten (Lenoir, NC)

BORN: 6/16/92, Lenoir, NC

EXP. (NFL/RAVENS): Rookie

Nick Easton signed with the Ravens as a rookie free agent on 5/7/15... Appeared in 24 career games for Harvard... Was a first-team All-Ivy League, fourth-team BSN All-American, third-team FCS All-American and first-team FCS North All-American selection after starting all 10 contests as a senior in 2014... Also earned Academic All-Ivy League honors... Part of a Crimson O-line that protected QB Scott Hosch, allowing him to set career highs in attempts (176), completions (109), passing yards (1,428) and TDs (8) en route to a perfect 10-0 season... Helped pave the way for RB Paul Stanton Jr. to rush for a career-high 990 yards on 147 attempts and 11 TDs... Saw action in 10 games as a junior in 2013, earning All-Ivy League first-team honors, *College Sports Madness* All-Ivy second team and FCS All-New England team honors... Harvard O-line helped achieve an FCS Top 10 ranking for team passing efficiency (seventh overall) and allowed QB Conner Hempel to throw for a career-high 157 completions, 1,866 yards and 15 TDs... Did not participate on the football team in 2012... Appeared in four games as a sophomore in 2011... O-line helped the Crimson earn a FCS No. 2 ranking in scoring offense, tallying 374 points (37.4 avg) and 51 TDs... Offensive line paved the way for RB Treavor Scales to rush for career highs in yards (847) and TDs (8)... Did not appear in any games as a freshman in 2010... Majored in economics at Harvard... Prepped at Hibriten (Lenoir, NC) HS, where he earned All-State honors and served as team captain his senior year... Twice named All-Conference and All-County... Also lettered in track and field.

2015 ROOKIE FREE AGENTS



BALTIMORE
RAVENS

62

KALEB JOHNSON

GUARD | 6-4 | 316

COLLEGE: Rutgers **HS:** Edward H. White (Jacksonville, FL)

BORN: 2/22/93, Jacksonville, FL

EXP. (NFL/RAVENS): Rookie

Kaleb Johnson signed with the Ravens as a rookie free agent on 5/7/15...Saw action in 50 career games, starting each of those contests for the Scarlet Knights...Named honorable mention All-Big Ten by the media and the league's coaches, while being named third-team All-Big Ten by *Phil Steele* after starting all 13 games at LG as a senior in 2014...Also earned the Iron Knight Award at the team's banquet, which is presented to the player who has demonstrated an exceptionally high level of mental and physical toughness throughout his career...Part of an O-line that allowed just 2 sacks over the final three regular season games...Helped the offense rush for 212 yards with no sacks allowed in the 45-23 win on senior day over Indiana...Named second-team All-American Athletic Conference by *Phil Steele* after starting all 13 games at LG as a junior in 2013...Helped the Knights' offense rush for 273 yards against Norfolk State...Named second-team All-Big East at RT after starting all 13 games as a sophomore in 2012, despite missing the 2012 spring due to shoulder surgery...Moved to LT from RT during spring drills...Emergded as one of the top freshmen O-linemen in the country, earning freshman All-America accolades from the *Football Writers Association of America (FWAA)*, *Rivals.com* and *Phil Steele* after playing in 11 games (all starts) at RT in 2011...Was a psychology major at Rutgers...Prepped at Edward H. White (Jacksonville, FL) HS, where he was a *Florida Times-Union Super 75* selection and was rated as the No. 3 guard in Florida by the *Times-Union*...Helped the Commanders to a 9-3 record, earning a spot in the 2010 Florida Class 4A state playoffs...Named second-team Class 4A All-State as a junior...Also won a conference championship in wrestling as a senior.

DID YOU KNOW?

The Ravens have recruited and signed a number of rookie free agent gems in their 19 seasons (1996-2014):

Pos.	Player - Year
RB	Priest Holmes - 1997 (19 starts)
C	Mike Flynn - 1997 (115 starts)
DE	Marques Douglas - 2000 (32 starts)
FB	Alan Ricard - 2000 (32 starts)
S	Will Demps - 2002 (46 starts)
DT	Ma'ake Kemoeatu - 2002 (21 starts)
LB	Bart Scott - 2002 (58 starts)
RS	BJ Sams - 2004 (1 start)
LB	Jameel McClain - 2008 (32 starts)
LB	Dannell Ellerbe - 2009 (7 starts)
WR	Deonte Thompson - 2012
K	Justin Tucker - 2012
WR	Marlon Brown - 2013 (12 starts)
S	Brynden Trawick - 2013
T	James Hurst - 2014 (5 starts)
LB	Zachary Orr - 2014
RB	Fitzgerald Toussaint - 2014

(Starts are with the Ravens)

***Bold indicates Pro Bowl performer while with the Ravens**



In 2014, T James Hurst saw action in all 16 games, including five starts (at LT), for an offense that established franchise single-season records in yards (5,838) and points scored (409) after he made the team as a rookie free agent.

2015 ROOKIE FREE AGENTS



BALTIMORE
RAVENS

7

JERRY LOVELOCKE
QUARTERBACK | 6-4 | 248

COLLEGE: Prairie View A&M **HS:** Edmondson-Westside (Baltimore, MD)
BORN: 10/8/92, Livingston, NJ
EXP. (NFL/RAVENS): Rookie

Jerry Lovelocke signed with the Ravens as a rookie free agent on 5/7/15...Seeing action in 42 games at Prairie View A&M, Lovelocke completed 815 of 1,107 passes (61.1%) for 7,359 yards, 54 TDs and 26 INTs...Also rushed for 885 yards and 24 TDs on 234 carries...Appeared in 10 games as a senior in 2014, completing 203 of 351 passes for 2,473 yards, 16 TDs and 9 INTs... Also registered 60 rushes for 217 yards (3.6 avg.) and 10 TDs...Threw for a season-high 355 yards and 4 TDs and rushed for 49 yards on 7 attempts and 1 TD in the 51-23 win at Arkansas Pine-Bluff...Completed 28 of 43 passes (65.1%) for 313 yards and 2 TDs and rushed for 9 yards and 1 TD on 3 attempts in the season finale win at Alabama A&M...Played in all 12 games as a junior in 2013, setting career highs in attempts (429), completions (285), yards (2,833) and TDs (23)...Also rushed for 279 yards (a career high) and 9 TDs on 75 attempts...Helped the Panthers achieve a No. 9 FCS ranking in scoring offense (39.0 ppg)... Passed for a season-high 42 completions, 533 yards and 4 TDs vs. Alabama State...Had 14 carries for 72 yards and 3 TDs in a win vs. Arkansas Pine-Bluff...Appeared in 10 games as a sophomore in 2012, completing 98 of 150 passes for 1,033 yards, 5 TDs and 4 INTs...Also rushed for 71 yards on 42 attempts and 2 TDs...Played in 10 games as a redshirt freshman in 2011, completing 91 of 177 passes for 1,020 yards, 10 TDs and 4 INTs...Also rushed for 318 yards and 3 TDs on 57 attempts...Passed for 19 yards and rushed for a TD against Bethune-Cookman in his first collegiate game...Passed for 259 yards and 2 TDs in the home debut vs. Arkansas Pine-Bluff...Redshirted as a true freshman in 2010...Majored in communications at Prairie View A&M...Prepped at Edmondson-Westside (Baltimore, MD) HS, where he was named a two-star recruit by *Rivals.com*, *ESPN.com* and *Scout.com*...Threw for 1,673 yards and 13 TDs and rushed for 7 TDs as a senior...Had 2,384 passing yards and 22 TDs as a junior...Also participated in the 2009 Maryland Crab Bowl All-Star game.



BALTIMORE
RAVENS

30

TERRENCE MAGEE
RUNNING BACK | 5-9 | 215

COLLEGE: LSU **HS:** Franklinton (LA)
BORN: 3/16/93, Covington, LA
EXP. (NFL/RAVENS): Rookie

Terrence Magee signed with the Ravens as a rookie free agent on 5/7/15... Played in 40 games (one start) in his four years with the Tigers, rushing for 1,330 yards and 12 TDs and netting 24 receptions for 271 yards...As a senior, he was given the honor of wearing the coveted No. 18 jersey...The No. 18 tradition started with QB Matt Mauck in 2003 when he led the Tigers to the National Title...Since then, the player who most represents what it means to be an LSU Tiger – on and off the field – is awarded the No. 18...In 2014, he saw action in 13 games (one start), finishing with 571 rushing yards and 3 TDs on 112 carries (5.1 avg.)...Tallied 74 yards on 12 carries in the 10-7 win over No. 3 Ole Miss...Scored his first TD of the season and had 62 rushing yards in the win over New Mexico State...Accounted for 2 TDs and a career-high 220 all-purpose yards (127 rushing, 44 receiving and 49 KOR) in a 41-3 win over Kentucky...Became only the third player since 1990 to lead the Tigers in both rushing and receiving yards during the same game (RBs Joseph Addai - 2004 and Harvey Williams - 1990)...Ranked second on the team with 626 rushing yards and 8 TDs as a junior in 2013, seeing action in all 13 contests...Ran for 100-plus yards in three games, including a career-high 149 yards (including a career-long 65 yarder) against Texas A&M...Played in nine games (no rushing yards) as a

2015 ROOKIE FREE AGENTS

sophomore in 2012...He transitioned from RB to WR during that preseason camp...As a true freshman in 2011, he saw action in five games, rushing 7 times for a season-high 55 yards at Ole Miss...Saw his first game action against Kentucky, carrying the ball 12 times for 38 yards and 1 TD...Graduated from LSU with a degree in sports administration...Prepped at Franklinton (LA) HS, where as a QB, he led his team to a 14-1 record and the 2010 Louisiana 4A State Championship...Threw for 2,634 yards and 35 TDs and rushed for 1,370 yards and 19 TDs on 161 carries that season...Honored as the Louisiana 4A Most Outstanding Offensive Player of the Year and was named the 2010 Warrick Dunn Award honoree as WAFB's Sportsline Player of the Year... Also earned honorable mention 4A All-State accolades in baseball as a senior when he pitched and played centerfield.



BALTIMORE
RAVENS

3

JUSTIN MANTON
PUNTER | 6-2 | 199

COLLEGE: Louisiana-Monroe **HS:** St. Amant (LA)
BORN: 6/28/92, Gulfport, MS
EXP. (NFL/RAVENS): Rookie

Justin Manton signed with the Ravens as a rookie free agent on 5/7/15...Punted a total of 204 times for 8,798 yards (43.1 avg.), including a long of 77 (second longest in school history), for the Warhawks...Also connected on 36 of 56 FGAs and 148 of 152 PATs, combining for 256 points over his four-year career...Earned first-team All-Sun Belt honors for the second-straight year at punter after booting 76 punts for 3,222 yards (42.4 avg.), including a 67-yarder, as a senior in 2014...Also placed 20 punts inside the 20 and registered just 8 TBs...Connected on 20 of 24 FGAs (83.4%), including a long of 51...Earned first-team All-Sun Belt and first team All-Louisiana honors as a punter his junior season in 2013...Finished the season at the top of the conference and fourth nationally with a 45.8-yard average by recording 80 boots for 3,664 yards...Placed 24 punts inside the 20 and posted a then-career-long 66-yarder...Also kicked off 53 times, with 30 TBs, was true on 34 of 35 PATs and connected on 5 FGAs...Punted twice for 92 yards (46.0 avg), connected on a pair of FGAs (31 and 38) and made all 6 PATs...Registered season highs in both punting yards (479) and average (53.2), while booting a career long 77-yard punt (tied for second longest in school history)...Finished season 57-of-58 on PATs and connected on 5 FGAs, including a career-long of 47 yards as a sophomore in 2012...Also served as the team's primary punter, logging 48 punts for 1,912 yards (39.8 avg.), including a 66-yard boot...Was 34-of-36 on PATs, while making 6 FGs as a freshman in 2011...Set a new school record by connecting on the first 32 PATs of his career...Majored in kinesiology...Prepped at St. Amant (LA) HS, where he earned All-State honors as a junior after connecting on 6 of 8 FGAs, including a school-record 54-yarder...Was also 46-of-47 on PATs and had 44 TBs on KOs.

PROTECT THAT PIGSKIN

During the John Harbaugh Era (2008-14), the Ravens have produced 33 games without turning the ball over, a mark that ranks fourth best in the NFL. Baltimore's record is 29-4 in those contests.



ZERO-TURNOVER GAMES (2008-14)

Rk.	Team	Zero-Turnover Games
1.	New England Patriots	43
2.	Green Bay Packers	36
3.	San Francisco 49ers	35
4.	Baltimore Ravens	33
5.	Indianapolis Colts	30

2015 ROOKIE FREE AGENTS



BALTIMORE
RAVENS

36

NICK PERRY
SAFETY | 6-1 | 211

COLLEGE: Alabama **HS:** Prattville (AL)
BORN: 12/7/91, Bloomington, IN
EXP. (NFL/RAVENS): Rookie

Nick Perry signed with the Ravens as a rookie free agent on 5/7/15...Saw action in 45 games (17 starts), finishing his career with 121 tackles (71 solo), 10 PD, 6.5 TFL (-25 yards), 2 INTs (returned for 24 yards) and 1 sack (-7 yards) for the Crimson Tide...Played in all 14 games (13 starts) as a senior and registered career highs in every category with 80 tackles (fourth on team), including 51 solo, 6 PD, 4.5 TFL (-18 yards) and 2 INTs (returned for 24 yards) in 2014...Played in two games (recorded 1 PD) before suffering a season-ending shoulder injury and receiving a medical redshirt in 2013...Played in all 14 games (four starts), collecting 38 tackles (18 solo), 2 PD, 1 sack (-7 yards) and 1 FR as a junior in 2012...Started and recorded a career-high 10 tackles at LSU...Earned his first-career start and had 2 solo tackles against Western Kentucky...Saw action in nine games and recorded 2 tackles as a sophomore in 2011...Saw action in six games during his true freshman season in 2010, netting 1 tackle and 1 PD...Prepped at Prattville (AL) HS, where he helped the Lions capture the 2007 and 2008 Alabama 6A State Championship...Totaled 109 tackles, 22 PD, 10 INTs and 3 FRs...Made 55 tackles (41 solo), 15 PD, 6 INTs and 2 FRs on his way to ASWA 6A All-State honors as a senior in 2009...Compiled 37 tackles, 6 PD and 4 INTs as he helped lead Prattville to its second-consecutive 6A State Championship as a junior in 2008...Made 17 tackles, 1 PD and 1 FR as part of a 6A State Champion team as a sophomore in 2007...Was a *SuperPrep* All-America and No. 8 on *Mobile Press-Register's* Alabama Elite 18 as a senior.



BALTIMORE
RAVENS

77

DE'ONDRE WESLEY
GUARD/TACKLE | 6-6 | 326

COLLEGE: BYU **HS:** Deer Valley (Antioch, CA)
BORN: 7/28/92, Pleasant Hill, CA
EXP. (NFL/RAVENS): Rookie

De'ondre Wesley signed with the Ravens as a rookie free agent on 5/7/15...Played in 25 games (22 starts) at RT for BYU after transferring from Diablo Valley (Pleasant Hill, CA) CC...As a senior in 2014, he started all 13 games on a Cougars' O-line that helped the offense average 181.8 yards rushing, 278.7 yards passing and 37.1 points per game – more points than any previous BYU attack since 2001...Earned first-team All-Independent honors by *CollegeSportsMadness.com*, helping BYU achieve its 10th-straight bowl invitation with an 8-5 overall record...Protected QB Christian Stewart, who recorded 25 TD passes and just 9 INTs en route to posting a 138.9 efficiency rating...Paved the way for BYU to rack up 248 rushing yards and 5 rushing TDs in a 41-7 road victory at Texas...As a junior in 2013, he played in 12 games (nine starts) at RT for the nation's 10th-ranked rushing offense (267.3 ypg) and country's No. 14-overall attack (493.6 ypg)...Led by QB Taysom Hill (1,344 rushing yards and 10 TDs) and RB Jamaal Williams (1,233 rushing yards and 7 TDs), the Cougars posted an 8-5 record and averaged 30.2 points per game...Earned All-Conference accolades at Diablo Valley CC in 2012 when he played in 10 games, helping lead the Vikings to a 7-4 record...Saw action in two contests during the 2011 campaign...Was a broadcast journalism and English minor at BYU...Prepped at Deer Valley (Antioch, CA) HS, where his team finished 11-1 during the 2009 campaign.

2015 ROOKIE FREE AGENTS



BALTIMORE
RAVENS

47

JULIAN WILSON
CORNERBACK | 6-2 | 215

COLLEGE: Oklahoma **HS:** Southmoore (Moore, OK)
BORN: 10/25/91, Oklahoma City, OK
EXP. (NFL/RAVENS): Rookie

Julian Wilson signed with the Ravens as a rookie free agent on 5/7/15...Appeared in 48 career games (22 starts) during his career at Oklahoma, recording 99 tackles (76 solo), 6.5 TFL (-21 yards), 4 INTs (100 return yards, including 1 INT-TD) and 15 PD...Named second-team Academic All-Big 12 as a senior in 2014...Played in 11 games (nine starts), recording a career-high 39 tackles (32 solo), 1 INT (returned 100 yards for a TD) and 7 PD...Had a career-best 7 tackles against No. 10 Baylor...Posted 4 tackles and 2 PD at TCU...Recorded 6 tackles and 3 PD, including an INT, which he returned 100 yards for his first-career TD against Tennessee...Was named first-team Academic All-Big 12 as a junior in 2013...Appeared in all 13 games (11 starts), recording 26 tackles (20 solo), 3 PD and career highs in TFL (4.5 for -18 yards) and INTs (3) for a Sooners' team that finished ranked No. 6 in the country...Recorded 3 tackles in the Sugar Bowl victory against Alabama...Had 3 tackles and 1 INT in the win over No. 6 Oklahoma State...Recorded his first-career INT and added another PD in the Sooners' season-opening shutout victory against Louisiana-Monroe...Named first-team Academic All-Big 12 as a sophomore in 2012, appearing in all 13 games (two starts)...Recorded 31 tackles (23 solo), 2 TFL (-3 yards) and 5 PD, helping Oklahoma to a No. 15 national ranking...Made his second start of the season and had a then-career-high 2 PD in the 51-48 OT victory against Oklahoma State...Posted a season-high 6 tackles in the win at West Virginia...Earned first-team Academic All-Big 12 and played in 11 games in 2011, primarily on special teams...Redshirted in 2010...Majored in human relations at Oklahoma...Prepped at Southmoore (Moore, OK) HS, where he was named All-District and All-State (*The Oklahoman*) as a senior in 2009...Named All-Region by *PrepStar* in 2008 after collecting 43 tackles and 6 PD on defense and recording 21 catches for 265 yards and 3 TDs on offense...Wilson joined numerous Oklahoma teammates on a relief trip to Haiti, where he worked with orphans and other youth in need of assistance.



BALTIMORE
RAVENS

81

CAM WORTHY
WIDE RECEIVER | 6-3 | 212

COLLEGE: East Carolina **HS:** Lower Richland (Hopkins, SC)
BORN: 4/6/92, Blair, SC
EXP. (NFL/RAVENS): Rookie

John "Cam" Worthy signed with the Ravens as a rookie free agent on 5/7/15...Saw action in 24 games (11 starts) in two seasons at East Carolina, recording 74 receptions for 1,311 yards (17.7 avg.) and 4 TDs after beginning his career with the Pirates as a walk-on...Started all 11 games as a senior in 2014, finishing second on the team with 55 receptions for 1,016 yards and 4 TDs...Recorded 6 receptions for a career-high 224 yards against Virginia Tech...Posted 8 receptions for 130 yards and 1 TD against the University of Florida...Saw action in all 13 games, totaling 19 receptions for 295 yards (15.5 avg.) and 2 TDs as a junior in 2013...Collected 3 receptions for 58 yards, including his first-career TD catch against Tulsa...Made his collegiate debut and posted 2 receptions for 36 yards against Old Dominion...Redshirted in 2012 after transferring from Yuba College (Marysville, CA)...Majored in communications at East Carolina...Earned All-Bay Valley Conference honors as a sophomore where he helped lead the 49ers to a Sierra Central Credit Union Bowl appearance...Was a four-year letterman and team captain at Lower Richland (Hopkins, SC) HS...Worthy was selected as Lower Richland's Player of the Year as a senior...Brother, Sedric Griffin, was a LB at Georgia Tech from 2006-09...Full name: John Cameron Worthy, but prefers to go by "Cam."

2015 ALPHABETICAL ROSTER

as of July 1, 2015

No.	Name	Pos.	Ht.	Wt.	Birthdate	Exp.	College	Hometown
11	Aiken, Kamar	WR	6-2	215	5/30/89	3	Central Florida	Hollywood, FL
37	Allen, Javorius	RB	6-0	220	8/27/91	R	Southern California	Tallahassee, FL
24	Arrington, Kyle	CB	5-10	190	8/12/86	7	Hofstra	Brandywine, MD
61	Baldwin, Darryl	T	6-6	305	10/6/91	R	Ohio State	Solon, OH
45	Beyer, Brennen	OLB	6-4	256	11/25/92	R	Michigan	Canton, MI
68	Bilukidi, Christo	DT	6-5	310	12/13/89	4	Georgia State	Ottawa, Ontario
49	Bose, Andrew	ILB	6-2	236	6/7/93	R	Rhode Island	Huntingtown, MD
82	Boyle, Nick	TE	6-4	260	2/17/93	R	Delaware	Sussex, NJ
31	Brooks, Terrence	S	5-11	200	3/2/92	2	Florida State	Dunnellon, FL
59	Brown, Arthur	ILB	6-0	240	6/17/90	3	Kansas State	Wichita, KS
83	Brown, Daniel	WR	6-5	225	5/26/92	R	James Madison	Windsor, VA
69	Brown, Leon	G	6-6	320	2/24/93	R	Alabama	Riverdale Park, MD
14	Brown, Marlon	WR	6-5	214	4/22/91	3	Georgia	Memphis, TN
17	Butler, Jeremy	WR	6-2	213	4/22/91	2	Tennessee-Martin	Sarasota, FL
15	Campanaro, Michael	WR/RS	5-9	185	1/25/91	2	Wake Forest	Clarksville, MD
99	Canty, Chris	DE	6-7	320	11/10/82	11	Virginia	Charlotte, NC
16	Carter, DeAndre	WR	5-8	188	4/10/93	R	Sacramento State	Fremont, CA
63	Clausell, Blaine	T	6-6	339	1/31/92	R	Mississippi State	Mobile, AL
46	Cox, Morgan	LS	6-4	233	4/26/86	6	Tennessee	Collierville, TN
94	Davis, Carl	DT	6-5	320	3/2/92	R	Iowa	Detroit, MI
58	Dumervil, Elvis	OLB	5-11	255	1/19/84	10	Louisville	Miami, FL
65	Easton, Nick	C	6-3	305	6/16/92	R	Harvard	Lenoir, NC
26	Elam, Matt	S	5-10	200	9/21/91	3	Florida	West Palm Beach, FL
5	Flacco, Joe	QB	6-6	245	1/16/85	8	Delaware	Audubon, NJ
29	Forsett, Justin	RB	5-8	195	10/14/85	8	California	Mulberry, FL
80	Gillmore, Crockett	TE	6-6	270	11/16/91	2	Colorado State	Bushland, TX
42	Greenwood, Chris	CB	6-1	197	7/10/89	3	Albion	Detroit, MI
67	Guy, Lawrence	DE	6-4	305	3/17/90	5	Arizona State	Las Vegas, NV
33	Hill III, Will	S	6-1	228	3/7/90	4	Florida	West Orange, NJ
74	Hurst, James	T	6-5	312	12/17/91	2	North Carolina	Plainfield, IN
27	Jackson, Asa	CB/RS	5-10	183	12/2/89	4	Cal Poly	Sacramento, CA
39	Jacobs, Tramain	CB	5-11	191	5/20/92	2	Texas A&M	Covington, LA
66	Jensen, Ryan	G/C	6-4	310	5/27/91	2	Colorado State-Pueblo	Fort Morgan, CO
97	Jernigan, Timmy	DT	6-2	302	9/24/92	2	Florida State	Lake City, FL
62	Johnson, Kaleb	G	6-4	316	2/22/93	R	Rutgers	Jacksonville, FL
78	Jones, Marcel	G/T	6-7	337	9/4/88	2	Nebraska	Phoenix, AZ
44	Juszczyk, Kyle	FB	6-1	248	4/23/91	3	Harvard	Medina, OH
4	Koch, Sam	P	6-1	219	8/13/82	10	Nebraska	Seward, NE
41	Levine Sr., Anthony	DB	5-11	200	3/27/87	4	Tennessee State	Winston-Salem, NC
23	Lewis, Kendrick	S	6-0	205	6/16/88	6	Mississippi	New Orleans, LA
95	Lewis-Moore, Kapron	DE	6-4	315	1/24/90	3	Notre Dame	Weatherford, TX
7	Lovelocke, Jerry	QB	6-4	248	10/8/92	R	Prairie View A&M	Baltimore, MD
30	Magee, Terrence	RB	5-9	215	3/16/93	R	LSU	Franklinton, LA
3	Manton, Justin	P	6-2	199	6/28/92	R	Louisiana-Monroe	St. Amant, LA
50	McClellan, Albert	ILB	6-2	254	6/4/86	5	Marshall	Lakeland, FL
56	Means, Steven	OLB	6-3	263	9/16/90	2	Buffalo	Buffalo, NY
38	Melvin, Rashaan	CB	6-2	193	10/2/89	3	Northern Illinois	Waukegan, IL
60	Monroe, Eugene	T	6-5	300	4/18/87	7	Virginia	Plainfield, NJ
57	Mosley, C.J.	ILB	6-2	235	6/19/92	2	Alabama	Mobile, AL
70	Myers, Robert	G	6-5	335	12/26/91	R	Tennessee State	La Vergne, TN
54	Orr, Zachary	ILB	6-0	255	6/9/92	2	North Texas	DeSoto, TX
72	Osemele, Kelechi	G/T	6-5	330	6/24/89	4	Iowa State	Houston, TX
18	Perriman, Breshad	WR	6-2	218	9/10/93	R	Central Florida	Lithonia, GA
36	Perry, Nick	S	6-1	211	12/7/91	R	Alabama	Prattville, AL
88	Pitta, Dennis	TE	6-4	245	6/29/85	6	BYU	Moorpark, CA
32	Pointer, Quinton	CB	5-9	186	4/16/88	3	UNLV	Cape Coral, FL
76	Reid, Jah	G/T	6-7	325	7/21/88	5	Central Florida	Haines City, FL
85	Reisner, Allen	TE	6-3	255	9/29/88	3	Iowa	Marion, IA
2	Renner, Bryn	QB	6-3	225	1/22/90	1	North Carolina	West Springfield, VA
86	Reuland, Konrad	TE	6-5	254	4/4/87	3	Stanford	Mission Viejo, CA
13	Robinson, Aldrick	WR	5-10	187	9/24/88	3	Southern Methodist	Waxahachie, TX
48	Scales, Patrick	LS	6-4	244	2/11/88	1	Utah State	North Ogden, UT
8	Schaub, Matt	QB	6-6	245	6/25/81	12	Virginia	West Chester, PA
35	Small, Kiero	FB	5-9	242	5/1/89	1	Arkansas	Baltimore, MD
51	Smith, Daryl	ILB	6-2	250	3/14/82	12	Georgia Tech	Albany, GA
22	Smith, Jimmy	CB	6-2	206	7/26/88	5	Colorado	Colton, CA
90	Smith, Za'Darius	OLB	6-4	275	9/8/92	R	Kentucky	Greenville, AL
89	Smith Sr., Steve	WR	5-9	195	5/12/79	15	Utah	Los Angeles, CA
55	Suggs, Terrell	OLB	6-3	265	10/11/82	13	Arizona State	Chandler, AZ
34	Taliaferro, Lorenzo	RB	6-0	225	12/23/91	2	Coastal Carolina	Yorktown, VA
92	Thompson, Zach	OLB	6-5	265	1/18/91	1	Wake Forest	Ashburn, VA
43	Toussaint, Fitzgerald	RB	5-10	211	5/4/90	2	Michigan	Youngstown, OH
28	Trawick, Brynden	S	6-2	225	10/23/89	3	Troy	Marietta, GA
9	Tucker, Justin	K	6-1	183	11/21/89	4	Texas	Austin, TX
93	Tyson, DeAngelo	DE	6-2	315	4/12/89	4	Georgia	Statesboro, GA
91	Upshaw, Courtney	OLB	6-2	272	12/13/89	4	Alabama	Eufaula, AL
96	Urban, Brent	DE	6-7	295	5/5/91	2	Virginia	Mississauga, ON, CAN
64	Urschel, John	G/C	6-3	305	6/24/91	2	Penn State	Buffalo, NY
40	Vaughn, Cassius	CB	5-11	195	11/3/87	6	Mississippi	Memphis, TN
71	Wagner, Rick	G/T	6-6	310	10/21/89	3	Wisconsin	West Allis, WI
79	Walker, Casey	DT	6-1	340	12/6/89	2	Oklahoma	Garland, TX
25	Walker, Tray	CB	6-2	199	8/5/92	R	Texas Southern	Miami, FL
12	Waller, Darren	WR	6-6	245	9/13/92	R	Georgia Tech	Acworth, GA
21	Webb, Lardarius	CB/RS	5-10	182	10/12/85	7	Nicholls State	Opelika, AL
77	Wesley, De'Andre	G/T	6-6	326	7/28/92	R	BYU	Antioch, CA
87	Williams, Brandon	DT	6-1	335	2/21/89	3	Missouri Southern St.	Kirkwood, MO
98	Williams, Maxx	TE	6-4	250	4/12/94	R	Minnesota	Waconia, MN
47	Wilson, Julian (Injured Reserve)	CB	6-2	215	10/25/91	R	Oklahoma	Oklahoma City, OK
81	Worthy, Cam	WR	6-3	212	4/6/92	R	East Carolina	Blair, SC
73	Yanda, Marshal	G/T	6-3	305	9/15/84	9	Iowa	Anamosa, IA
53	Zuttah, Jeremy	G/C	6-4	300	6/1/86	8	Rutgers	Edison, NJ

2015 NUMERICAL ROSTER

as of July 1, 2015


No.	Name	Pos.	Ht.	Wt.	Birthdate	Exp.	College	How Acq.	-----2014 Games-----			
									P	S	DNP	INA
2	Bryn Renner	QB	6-3	225	1/22/90	1	North Carolina	FA '15	0	0	0	0
3	Justin Manton	P	6-2	199	6/28/92	R	Louisiana-Monroe	FA '15	0	0	0	0
4	Sam Koch	P	6-1	219	8/13/82	10	Nebraska	D6a '06	16	0	0	0
5	Joe Flacco	QB	6-6	245	1/16/85	8	Delaware	D1 '08	16	16	0	0
7	Jerry Lovelocke	QB	6-4	248	10/8/92	R	Prairie View A&M	FA '15	0	0	0	0
8	Matt Schaub	QB	6-6	245	6/25/81	12	Virginia	FA '15	11	0	3	2
9	Justin Tucker	K	6-1	183	11/21/89	4	Texas	FA '12	16	0	0	0
11	Kamar Aiken	WR	6-2	215	5/30/89	3	Central Florida	FA '13	16	0	0	0
12	Darren Waller	WR	6-6	245	9/13/92	R	Georgia Tech	D6 '15	0	0	0	0
13	Aldrick Robinson	WR	5-10	187	9/24/88	3	Southern Methodist	FA '14	5	0	0	7
14	Marlon Brown	WR	6-5	214	4/22/91	3	Georgia	FA '13	14	1	0	2
15	Michael Campanaro	WR/RS	5-9	185	1/25/91	2	Wake Forest	D7 '14	4	0	0	12
16	DeAndre Carter	WR	5-8	188	4/10/93	R	Sacramento State	FA '15	0	0	0	0
17	Jeremy Butler	WR	6-2	213	4/22/91	2	Tennessee-Martin	FA '14	0	0	0	0
18	Breshad Perriman	WR	6-2	218	9/10/93	R	Central Florida	D1 '15	0	0	0	0
21	Lardarius Webb	CB/RS	5-10	182	10/12/85	7	Nicholls State	D3 '09	13	11	0	3
22	Jimmy Smith	CB	6-2	206	7/26/88	5	Colorado	D1 '11	8	8	0	1
23	Kendrick Lewis	S	6-0	205	6/16/88	6	Mississippi	UFA (HOU) '15	16	16	0	0
24	Kyle Arrington	CB	5-10	190	8/12/86	7	Hofstra	FA '15	14	4	1	1
25	Tray Walker	CB	6-2	199	8/5/92	R	Texas Southern	D4c '15	0	0	0	0
26	Matt Elam	S	5-10	200	9/21/91	3	Florida	D1 '13	16	11	0	0
27	Asa Jackson	CB/RS	5-10	183	12/2/89	4	Cal Poly	D5 '12	7	6	0	0
28	Brynden Trawick	S	6-2	225	10/23/89	3	Troy	FA '13	14	0	0	2
29	Justin Forsett	RB	5-8	195	10/14/85	8	California	FA '14	16	14	0	0
30	Terrence Magee	RB	5-9	215	3/16/93	R	LSU	FA '15	0	0	0	0
31	Terrence Brooks	S	5-11	200	3/2/92	2	Florida State	D3a '14	11	0	0	3
32	Quinton Pointer	CB	5-9	186	4/16/88	3	UNLV	FA '14	0	0	0	0
33	Will Hill III	S	6-1	228	3/7/90	4	Florida	FA '14	10	8	0	0
34	Lorenzo Taliaferro	RB	6-0	225	12/23/91	2	Coastal Carolina	D4b '14	13	0	0	1
35	Kiero Small	FB	5-9	242	5/1/89	1	Arkansas	FA '14	3	3	0	0
36	Nick Perry	S	6-1	211	12/7/91	R	Alabama	FA '15	0	0	0	0
37	Javorius Allen	RB	6-0	220	8/27/91	R	Southern California	D4b '15	0	0	0	0
38	Rashaan Melvin	CB	6-2	193	10/2/89	3	Northern Illinois	FA '14	3	2	0	4
39	Tramain Jacobs	CB	5-11	191	5/20/92	2	Texas A&M	FA '14	3	0	0	0
40	Cassius Vaughn	CB	5-11	195	11/3/87	6	Mississippi	UFA (DET) '15	13	5	0	2
41	Anthony Levine Sr.	DB	5-11	200	3/27/87	4	Tennessee State	FA '12	16	3	0	0
42	Chris Greenwood	CB	6-1	197	7/10/89	3	Albion	FA '14	0	0	0	2
43	Fitzgerald Toussaint	RB	5-10	211	5/4/90	2	Michigan	FA '14	2	0	2	1
44	Kyle Juszczyk	FB	6-1	248	4/23/91	3	Harvard	D4b '13	16	14	0	0
45	Brennen Beyer	OLB	6-4	256	11/25/92	R	Michigan	FA '15	0	0	0	0
46	Morgan Cox	LS	6-4	233	4/26/86	6	Tennessee	FA '10	7	0	0	0
47	Julian Wilson (Injured Reserve)	CB	6-2	215	10/25/91	R	Oklahoma	FA '15	0	0	0	0
48	Patrick Scales	LS	6-4	244	2/11/88	1	Utah State	FA '14	2	0	0	0
49	Andrew Bose	ILB	6-2	236	6/7/93	R	Rhode Island	FA '15	0	0	0	0
50	Albert McClellan	ILB	6-2	254	6/4/86	5	Marshall	FA '10	16	0	0	0
51	Daryl Smith	ILB	6-2	250	3/14/82	12	Georgia Tech	UFA (JAX) '13	16	16	0	0
53	Jeremy Zuttah	G/C	6-4	300	6/1/86	8	Rutgers	TR (TB) '14	16	16	0	0
54	Zachary Orr	ILB	6-0	255	6/9/92	2	North Texas	FA '14	15	0	0	1
55	Terrell Suggs	OLB	6-3	265	10/11/82	13	Arizona State	D1a '03	16	16	0	0
56	Steven Means	OLB	6-3	263	9/16/90	2	Buffalo	FA '14	1	0	0	1
57	C.J. Mosley	ILB	6-2	235	6/19/92	2	Alabama	D1 '14	16	16	0	0
58	Elvis Dumervil	OLB	5-11	255	1/19/84	10	Louisville	FA '13	16	2	0	0
59	Arthur Brown	ILB	6-0	240	6/17/90	3	Kansas State	D2 '13	4	0	0	12
60	Eugene Monroe	T	6-5	300	4/18/87	7	Virginia	TR (JAX) '13	11	11	0	5
61	Darryl Baldwin	T	6-6	305	10/6/91	R	Ohio State	FA '15	0	0	0	0
62	Kaleb Johnson	G	6-4	316	2/22/93	R	Rutgers	FA '15	0	0	0	0
63	Blaine Clausell	T	6-6	339	1/31/92	R	Mississippi State	FA '15	0	0	0	0
64	John Urschel	G/C	6-3	305	6/24/91	2	Penn State	D5 '14	11	3	0	5
65	Nick Easton	C	6-3	305	6/16/92	R	Harvard	FA '15	0	0	0	0
66	Ryan Jensen	G/C	6-4	310	5/27/91	2	Colorado State-Pueblo	D6b '13	1	0	0	1
67	Lawrence Guy	DE	6-4	305	3/17/90	5	Arizona State	WAV (SD) '14	14	1	0	2
68	Christo Bilukidi	DT	6-5	310	12/13/89	4	Georgia State	WAV (CIN) '14	4	0	0	1
69	Leon Brown	G	6-6	320	2/24/93	R	Alabama	FA '15	0	0	0	0
70	Robert Myers	G	6-5	335	12/26/91	R	Tennessee State	D5b '15	0	0	0	0
71	Rick Wagner	G/T	6-6	310	10/21/89	3	Wisconsin	D5 '13	15	15	0	0
72	Kelechi Osemele	G/T	6-5	330	6/24/89	4	Iowa State	D2b '12	14	14	0	2
73	Marshal Yanda	G/T	6-3	305	9/15/84	9	Iowa	D3b '07	16	16	0	0
74	James Hurst	T	6-5	312	12/17/91	2	North Carolina	FA '14	16	5	0	0
76	Jah Reid	G/T	6-7	325	7/21/88	5	Central Florida	D3 '11	4	0	0	9
77	De'Andre Wesley	G/T	6-6	326	7/28/92	R	BYU	FA '15	0	0	0	0
78	Marcel Jones	G/T	6-7	337	9/4/88	2	Nebraska	FA '14	0	0	0	0
79	Casey Walker	DT	6-1	340	12/6/89	2	Oklahoma	FA '14	6	1	0	3
80	Crockett Gillmore	TE	6-6	270	11/16/91	2	Colorado State	D3b '14	15	1	0	1
81	Cam Worthy	WR	6-3	212	4/6/92	R	East Carolina	FA '15	0	0	0	0
82	Nick Boyle	TE	6-4	260	2/17/93	R	Delaware	D5a '15	0	0	0	0
83	Daniel Brown	WR	6-5	225	5/26/92	R	James Madison	FA '15	0	0	0	0
85	Allen Reisner	TE	6-3	255	9/29/88	3	Iowa	FA '14	0	0	0	0
86	Konrad Reuland	TE	6-5	254	4/4/87	3	Stanford	FA '14	0	0	0	0
87	Maxx Williams	TE	6-4	250	4/12/94	R	Minnesota	D2 '15	0	0	0	0
88	Dennis Pitta	TE	6-4	245	6/29/85	6	BYU	D4 '10	3	3	0	0
89	Steve Smith Sr.	WR	5-9	195	5/12/79	15	Utah	FA '14	16	16	0	0
90	Za'Darius Smith	OLB	6-4	275	9/8/92	R	Kentucky	D4a '15	0	0	0	0
91	Courtney Upshaw	OLB	6-2	272	12/13/89	4	Alabama	D2a '12	16	14	0	0
92	Zach Thompson	OLB	6-5	265	1/18/91	1	Wake Forest	FA '15	0	0	0	0
93	DeAngelo Tyson	DE	6-2	315	4/12/89	4	Georgia	D7 '12	11	4	0	5
94	Carl Davis	DT	6-5	320	3/2/92	R	Iowa	D3 '15	0	0	0	0
95	Kapron Lewis-Moore	DE	6-4	315	1/24/90	3	Notre Dame	D6a '13	0	0	0	0
96	Brent Urban	DE	6-7	295	5/5/91	2	Virginia	D4a '14	0	0	0	0
97	Timmy Jernigan	DT	6-2	302	9/24/92	2	Florida State	D2 '14	12	3	0	4
98	Brandon Williams	DT	6-1	335	2/21/89	3	Missouri Southern St.	D3 '13	16	14	0	0
99	Chris Canty	DE	6-7	320	11/10/82	12	Virginia	FA '13	11	11	0	5



Justin Forsett



Steve Smith Sr.



2014 STATISTICS

RESULTS AND ATTENDANCE

WON 10, LOST 6

WILD CARD/AFC DIVISIONAL GAME

09/07	L	16-23	Cincinnati	70,925
09/11	W	26-6	Pittsburgh	71,181
09/21	W	23-21	at Cleveland	67,407
09/28	W	38-10	Carolina	71,218
10/05	L	13-20	at Indianapolis	65,258
10/12	W	48-17	at Tampa Bay	60,041
10/19	W	29-7	Atlanta	71,184
10/26	L	24-27	at Cincinnati	55,711
11/02	L	23-43	at Pittsburgh	63,971
11/09	W	21-7	Tennessee	70,914
11/24	W	34-27	at New Orleans	73,373
11/30	L	33-34	San Diego	71,060
12/07	W	28-13	at Miami	70,244
12/14	W	20-12	Jacksonville	70,801
12/21	L	13-25	at Houston	71,771
12/28	W	20-10	Cleveland	71,070

TEAM STATISTICS

TOTAL FIRST DOWNS

	RAVENS	OPPONENT
Rushing	113	75
Passing	194	205
Penalty	38	31
3rd Down: Made/Att	84/205	89/221
3rd Down Pct.	41.0	40.3
4th Down: Made/Att	9/18	5/14
4th Down Pct.	50.0	35.7

POSSESSION AVG.

RAVENS	29:40	30:20
--------	-------	-------

TOTAL NET YARDS

RAVENS	5838	5391
--------	------	------

NET YARDS RUSHING

RAVENS	2019	1412
--------	------	------

NET YARDS PASSING

RAVENS	3819	3979
--------	------	------

PUNTS/AVERAGE

RAVENS	60/47.4	76/45.9
--------	---------	---------

NET PUNTING AVG.

RAVENS	60/43.3	76/40.5
--------	---------	---------

PENALTIES/YARDS

RAVENS	111/870	110/1007
--------	---------	----------

FUMBLES/BALL LOST

RAVENS	16/8	22/11
--------	------	-------

TOUCHDOWNS

RAVENS	46	30
--------	----	----

SCORE BY PERIODS

	1	2	3	4	OT	PTS
RAVENS	76	96	91	146	0	409
OPPONENTS	63	79	60	100	0	302

SCORING

	TD	RU	PA	RT	K/PAT	FG	S	PTS
Tucker	0	0	0	0	42/42	29/34	0	129
T. Smith	11	0	11	0	0	0	0	66
Forsett	8	8	0	0	0	0	0	50
S. Smith Sr.	6	0	6	0	0	0	0	36
Aiken	4	0	3	1	0	0	0	24
Daniels	4	0	4	0	0	0	0	24
Taliaferro	4	4	0	0	0	0	0	24
Flacco	2	2	0	0	0	0	0	12
Pierce	2	2	0	0	0	0	0	12
Campanaro	1	0	1	0	0	0	0	6
Gillmore	1	0	1	0	0	0	0	6
Hill	1	0	0	1	0	0	0	6
J. Jones	1	0	0	1	0	0	0	6
Juszczyk	1	0	1	0	0	0	0	6
Suggs	0	0	0	0	0	0	1	2
RAVENS	46	16	27	3	42/42	29/34	1	409
Opponents	30	8	22	0	28/28	30/36	0	302

2-PT. CONVERSIONS:

Forsett RAVENS 1-4, Opponents 2-2

SACKS: Dumervil 17, Suggs 12, McPhee 7.5, Jernigan 4, Mosley 3, Ngata 2, D. Smith 1, Tyson 1, Walker LG 1, Canty 0.5, Elam 0.5, B. Williams 0.5 RAVENS 49, Opponents 19

PASSING

	ATT	COMP	YARDS	COMP%	YDS/ATT
Flacco	554	344	3986	62.1	7.18
RAVENS	554	344	3986	62.1	7.18
Opponents	595	382	4341	64.2	7.30

RUSHING

	NO	YDS	AVG	LG	TD
Forsett	235	1266	5.4	52	8
Pierce	93	366	3.9	28	2
Taliaferro	68	292	4.3	31	4
Flacco	39	70	1.8	15	2
J. Jones	3	16	5.3	11	0
Toussaint	6	12	2.0	12	0
T. Taylor	4	-3	-0.8	0	0
RAVENS	448	2019	4.5	52	16
OPPONENTS	390	1412	3.6	67	8

RECEIVING

	NO	YDS	AVG	LG	TD
S. Smith Sr.	79	1065	13.5	80t	6
T. Smith	49	767	15.7	53	11
Daniels	48	527	11.0	39	4
Forsett	44	263	6.0	26	0
Aiken	24	267	11.1	24	3
M. Brown	24	255	10.6	22	0
Juszczyk	19	182	9.6	33	1
Pitta	16	125	7.8	24	0
Gillmore	10	121	12.1	22	1
J. Jones	9	131	14.6	31	0
Taliaferro	8	114	14.3	29	0
Campanaro	7	102	14.6	19t	1
Supernaw	2	27	13.5	29	0
Toussaint	3	27	9.0	15	0
Pierce	2	13	6.5	7	0
RAVENS	344	3986	11.6	80t	27
Opponents	382	4341	11.4	77t	22

INTERCEPTIONS

	NO	YDS	AVG	LG	TD
Mosley	2	23	11.5	18	0
Ngata	2	16	8.0	13	0
Hill	1	44	44.0	44t	1
J. Smith	1	31	31.0	31	0
Gorrer	1	15	15.0	15	0
Miles	1	6	6.0	6	0
D. Smith	1	0	0.0	0	0
Stewart	1	0	0.0	0	0
Webb	1	0	0.0	0	0
RAVENS	11	135	12.3	44t	1
Opponents	12	149	12.4	30	0

PUNTING

	NO	YDS	AVG	NET	TB	IN	LG	BLK
Koch	60	2841	47.4	43.3	4	26	73	0
RAVENS	60	2841	47.4	43.3	4	26	73	0
Opponents	76	3489	45.9	40.5	6	18	69	1

PUNT RETURNS

	RET	FC	YDS	AVG	LG	TD
J. Jones	30	17	275	9.2	45	0
Campanaro	2	1	17	8.5	9	0
Webb	0	5	0	---	---	0
RAVENS	32	23	292	9.1	45	0
Opponents	23	14	166	7.2	45	0

KICKOFF RETURNS

	NO	YDS	AVG	LG	TD
J. Jones	32	978	30.6	108t	1
Juszczyk	2	28	14.0	16	0
Toussaint	2	41	20.5	23	0
Gillmore	1	15	15.0	15	0
Taliaferro	1	15	15.0	15	0
RAVENS	38	1077	28.3	108t	1
Opponents	26	601	23.1	36	0

FIELD GOALS

	1-19	20-29	30-39	40-49	50+
Tucker	0/0	10/10	11/11	4/4	4/9
RAVENS	0/0	10/10	11/11	4/4	4/9
Opponents	0/0	7/7	13/14	7/10	3/5

Tucker: (55N,38G)(30G,23G,22G,20G)(38G,21G,32G)(57N,30G)(52G,27G)(46G,64B,49G)(38G,38G)(45G,50G,53G)(46G)(1)(31G,55G)(33G,21G,29G,31G)(1)(22G,54N,54N,33G)(1)(25G,28G)

Opponents: (49G,22G,28G,46G,38G,45B)(25G,43G)(50N,36B)(37G)(38G,34G)(45N,47G)(57N)(32G,33G)(1)(1)(20G,34G)(52G,26G)(46G,34G)(53G,45G,53G,42N,45G)(35G,25G,30G,20G,39G,33G)(38G)

FUM/LOST: Flacco 5/0, J. Jones 4/2, Juszczyk 2/2, Forsett 1/0, Gradkowski 1/1, Pierce 1/1, S. Smith 1/1, Taliaferro 1/1

	TD	TD%	INT	INT%	LG	SACK/LOST	RATING
Flacco	27	4.9	12	2.2	80t	19/167	91.0
RAVENS	27	4.9	12	2.2	80t	19/167	91.0
Opponents	22	3.7	11	1.8	77t	49/362	90.6

2014 STATISTICS

DEFENSIVE STATISTICS

PLAYER	TT	SOLO	AS	YDS		RET.		PD	FF	FR
				SACKS	LOST	INT	YDS			
Mosley, C.J.	129	85	44	3	16	2	23	8	1	1
Smith, Daryl	127	67	60	1	7	1	0	9	2	1
Suggs, Terrell	61	36	25	12	87	0	0	1	0	1
Stewart, Darian	53	37	16	0	0	1	0	4	1	0
Williams, Brandon	48	25	23	0.5	4.5	0	0	0	2	1
Elam, Matt	47	29	18	0.5	3	0	0	5	1	0
Webb, Lardarius	46	36	10	0	0	1	0	8	0	0
Upshaw, Courtney	42	25	17	0	0	0	0	1	0	0
Hill, Will	39	27	12	0	0	1*	44	4	0	0
Dumervil, Elvis	35	24	11	17	127.5	0	0	1	2	1
Canty, Chris	33	13	20	0.5	3	0	0	2	1	0
Ngata, Haloti	32	19	13	2	28	2	16	7	2	0
Smith, Jimmy	28	22	6	0	0	1	31	8	0	0
Jackson, Asa	27	22	5	0	0	0	0	3	0	0
McPhee, Pernell	27	17	10	7.5	50	0	0	4	1	0
Jernigan, Timmy	23	11	12	4	27	0	0	0	0	0
Levine, Anthony	23	16	7	0	0	0	0	4	0	0
Miles, Jeromy	23	14	9	0	0	1	6	1	0	1
Tyson, DeAngelo	21	7	14	1	9	0	0	0	0	2
Brooks, Terrence	19	16	3	0	0	0	0	2	0	1
Melvin, Rashaan	17	13	4	0	0	0	0	1	1	0
Gorrer, Danny	16	16	0	0	0	1	15	1	1	0
Guy, Lawrence	16	2	14	0	0	0	0	1	0	1
Franks, Dominique	13	12	1	0	0	0	0	5	0	0
Brown, Chykie	9	8	1	0	0	0	0	0	0	0
McClellan, Albert	4	1	3	0	0	0	0	0	0	0
Bilukidi, Christo	3	0	3	0	0	0	0	0	0	0
Trawick, Brynden	3	2	1	0	0	0	0	0	0	0
Walker, Casey	1	0	1	0	0	0	0	0	0	0
Orr, Zachary	1	0	1	0	0	0	0	0	0	0
Totals	966	602	364	49	362	11	135	80	14	10

*Will Hill returned an INT 44 yards for a TD at NO (11/24)

SPECIAL TEAMS STATISTICS

PLAYER	TT	SOLO	AS	FF	FR	BK
McClellan, Albert	13	11	2	1	1	0
Orr, Zachary	7	6	1	0	0	0
Levine, Anthony	6	5	1	0	0	0
Miles, Jeromy	5	5	0	1	0	1
Aiken, Kamar	4	2	2	0	0	0
Mosley, C.J.	4	3	1	0	0	0
Taliaferro, Lorenzo	4	3	1	0	0	0
Trawick, Brynden	4	3	1	0	0	0
Juszczyk, Kyle	3	3	0	0	0	0
Elam, Matt	2	2	0	0	0	0
Hill, Will	2	2	0	0	0	0
Brown, Marlon	1	1	0	0	0	0
Gorrer, Danny	1	1	0	0	0	0
Jackson, Asa	1	0	1	0	0	1
Urschel, John	1	1	0	0	0	0
Webb, Lardarius	1	0	1	0	0	0
Stewart, Darian	0	0	0	0	0	1
Totals	59	48	11	2	1	3

Defensive and special teams statistics reflect press box stats.

RAVENS COACHES

John Harbaugh, Head Coach; **Jerry Rosburg**, Special Teams Coordinator/Associate Head Coach; **Gary Kubiak**, Offensive Coordinator; **Dean Pees**, Defensive Coordinator; **Juney Barnett**, Assistant Strength and Conditioning; **Clarence Brooks**, Defensive Line; **Randy Brown**, Kicking Consultant; **Juan Castillo**, Offensive Line; **Billy DeLorbe**, Cross Training Specialist; **Rick Dennison**, Quarterbacks; **Bobby Engram**, Wide Receivers; **Thomas Hammock**, Running Backs; **Jay Harbaugh**, Offensive Quality Control; **Chris Hewitt**, Assistant Secondary Coach; **Don Martindale**, Inside Linebackers; **Ted Monachino**, Linebackers; **Brian Pariani**, Tight Ends; **Bob Rogucki**, Strength and Conditioning; **Steve Spagnuolo**, Secondary/Assistant Head Coach; **Craig Ver Steeg**, Senior Offensive Assistant; **Todd Washington**, Assistant Offensive Line; **Matt Weiss**, Defensive Quality Control/Linebackers Assistant

RAVENS HONOR ROLL

AP All-Pro:

OLB Elvis Dumervil (1st Team)
LB C.J. Mosley (2nd Team)
DT Haloti Ngata (2nd Team)
G/T Marshal Yanda (1st Team)

PFWA Awards:

RB Justin Forsett (All-AFC)
DT Timmy Jernigan (All-Rookie)
LB C.J. Mosley (All-AFC, All-Rookie)
G/T Marshal Yanda (All-NFL, All-AFC)

Sporting News All-Pro:

WR/RS Jacoby Jones (1st Team)
G/T Marshal Yanda (1st Team)

Pro Bowl: OLB Elvis Dumervil, RB Justin Forsett, LB C.J. Mosley, G/T Marshal Yanda

AFC Players of the Week:

OLB Elvis Dumervil (Week 14) - Defense
QB Joe Flacco (Week 6) - Offense
RB Justin Forsett (Week 10, Week 12) - Offense
K Justin Tucker (Week 3) - Special Teams

AFC Player of the Month:

K Justin Tucker (November) - Special Teams

FedEx Air NFL Player of the Week:

QB Joe Flacco (Week 6, Week 17)

NFL Defensive Rookie of the Month:

LB C.J. Mosley (October, December)

Ed Block Courage Award:

CB/RS Lardarius Webb

Ravens Roost Unsung Hero:

RB Justin Forsett

Ravens Roost Extra Effort:

DT Brandon Williams

SEASON TRENDS

	Record
Record	10-6
vs. AFC North	3-3
vs. AFC	6-6
vs. NFC	4-0
Home	6-2
Away	4-4
On Grass	3-2
Artificial Turf	7-4
Outdoors	9-5
Indoors	1-1
Leading at Halftime	5-1
Tied at Halftime	2-0
Trailing at Halftime	3-5
Leading After 3 Quarters	8-1
Tied After 3 Quarters	0-0
Trailing After 3 Quarters	2-5
Decided by 7 Points or less	2-4
Decided by 3 Points or less	1-3
When Scoring First	8-2
When Not Scoring First	2-4

	Record
Positive or Even Turnover Ratio	7-3
Negative Turnover Ratio	3-3
Winning Penalty Ratio	4-2
Losing Penalty Ratio	6-3
Overtime	0-0
With a 100-Yard Rusher	4-1
Without a 100-yard Rusher	6-5
With a 100-Yard Receiver	3-1
Without a 100-yard Receiver	7-5
With a 300-Yard Passer	3-2
Without a 300-Yard Passer	7-4
When Allowing a 100-Yard Rusher	0-0
When Not Allowing a 100-Yard Rusher	10-6
When Allowing a 100-Yard Receiver	1-4
When Not Allowing a 100-Yard Receiver	9-2
When Allowing a 300-Yard Passer	2-4
When Not Allowing a 300-Yard Passer	8-2
When Recording 3 or more sacks	7-1
When Holding an Opponent Under 250 Net Yards	3-0
When Holding an Opponent Under 21 Points	8-1
When Holding an Opponent Under 15 Points	7-0



2014 POSTSEASON STATISTICS

RESULTS AND ATTENDANCE

WON 1 LOST 1

01/03	W	30-17	at Pittsburgh	62,780
01/10	L	31-35	at New England	68,756

TEAM STATISTICS

	RAVENS	OPPONENT
TOTAL FIRST DOWNS	47	51
Rushing	15	9
Passing	27	37
Penalty	5	5
3rd Down: Made/Att	5/20	11/27
3rd Down Pct.	25.0%	40.7%
4th Down: Made/Att	4/4	2/3
4th Down Pct.	100.0%	66.7%
POSSESSION AVG.	28:41	31:19
TOTAL NET YARDS	727	809
Avg. Per Game	363.5	404.5
Total Plays	128	138
Avg. Per Play	5.7	5.9
NET YARDS RUSHING	189	82
Avg. Per Game	94.5	41.0
Total Rushes	53	32
NET YARDS PASSING	538	727
Avg. Per Game	269.0	363.5
Sacked/Yards Lost	1/13	7/47
Gross Yards	551	774
Attempts/Completions	74/46	99/67
Completion Pct.	62.2%	67.7%
Had Intercepted	2	3
PUNTS/AVERAGE	6/41.7	8/38.0
NET PUNTING AVG.	6/34.2	8/34.9
PENALTIES/YARDS	9/79	15/174
FUMBLES/BALL LOST	3/1	4/1
TOUCHDOWNS	7	6
Rushing	1	1
Passing	6	5
Returns	0	0

SCORE BY PERIODS

	1	2	3	4	OT	PTS
RAVENS	14	17	17	13	0	61
Opponents	10	13	14	15	0	52

SCORING

	TD	RU	PA	RT	K/PAT	FG	S	PTS
Tucker	0	0	0	0	7/7	4/4	0	19
Aiken	1	0	1	0	0	0	0	6
Daniels	1	0	1	0	0	0	0	6
Forsett	1	0	1	0	0	0	0	6
Gillmore	1	0	1	0	0	0	0	6
Pierce	1	1	0	0	0	0	0	6
T. Smith	1	0	1	0	0	0	0	6
S. Smith Sr.	1	0	1	0	0	0	0	6
RAVENS	7	1	6	0	7/7	4/4	0	61
Opponents	6	1	5	0	5/5	3/3	1	52

2-PT. CONVERSIONS: RAVENS 0-0, Opponents 0-1

SACKS: Dumervil 2, Jernigan 1, Ngata 1, Upshaw 1, B. Williams 1, McPhee 0.5, Suggs 0.5, **RAVENS 7, Opponents 1**

FUM/LOST: Flacco 1/0, Forsett 1/1, Juszczyk 1/0

PASSING

	ATT	COMP	YARDS	COMP%	YDS/ATT
Flacco	74	46	551	62.2%	7.45
RAVENS	74	46	551	62.2%	7.45
Opponents	99	67	774	67.7%	7.82

RUSHING

	NO	YDS	AVG	LG	TD
Forsett	40	169	4.2	19	0
Flacco	8	8	1.0	9	0
Pierce	2	7	3.5	5t	1
Toussaint	2	5	2.5	3	0
Campanaro	1	0	0.0	0	0
RAVENS	53	189	3.6	19	1
Opponents	32	82	2.6	16	1

RECEIVING

	NO	YDS	AVG	LG	TD
S. Smith Sr.	8	145	18.1	40	1
Daniels	8	111	13.9	23	1
M. Brown	6	48	8.0	13	0
Juszczyk	6	45	7.5	11	0
T. Smith	5	90	18.0	35	1
Campanaro	4	39	9.8	16	0
Forsett	3	24	8.0	16t	1
Gillmore	2	30	15.0	21t	1
Aiken	2	23	11.5	19t	1
J. Jones	1	3	3.0	3	0
Toussaint	1	-7	-7.0	-7	0
RAVENS	46	551	12.0	40	6
Opponents	67	774	11.6	51t	5

INTERCEPTIONS

	NO	YDS	AVG	LG	TD
Suggs	1	3	3.0	3	0
D. Smith	1	0	0.0	0	0
Stewart	1	0	0.0	0	0
RAVENS	3	3	1.0	3	0
Opponents	2	0	0.0	0	0

PUNTING

	NO	YDS	AVG	NET	TB	IN	LG	BLK
Koch	5	250	50.0	34.2	0	0	53	1
RAVENS	6	250	41.7	34.2	0	0	53	1
Opponents	8	304	38.0	34.9	0	3	49	0

PUNT RETURNS

	RET	FC	YDS	AVG	LG	TD
J. Jones	3	1	20	6.7	9	0
Cason	1	0	5	5.0	5	0
Campanaro	0	1	0	---	---	0
RAVENS	4	2	25	6.3	9	0
Opponents	3	0	45	15.0	19	0

KICKOFF RETURNS

	NO	YDS	AVG	LG	TD
J. Jones	11	265	24.1	29	0
RAVENS	11	265	24.1	29	0
Opponents	9	203	22.6	28	0

FIELD GOALS

	1-19	20-29	30-39	40-49	50+
Tucker	0/0	2/2	0/0	1/1	1/1
RAVENS	0/0	2/2	0/0	1/1	1/1
Opponents	0/0	1/1	0/0	2/2	0/0

Tucker: (28G,45G,52G) (25G)

Opponents: (45G, 22G, 47G) ()

	TD	TD%	INT	INT%	LG	SACK/LOST	RATING
6	8.1%	2	2.7%	40	1/13	100.7	
RAVENS	6	8.1%	2	2.7%	40	1/13	100.7
Opponents	5	5.1%	3	3.0%	51t	7/47	95.3

DEFENSIVE STATISTICS

PLAYER	TT	SOLO	AS	SACKS	YDS LOST	INT	RET. YDS	PD	FF	FR
Mosley, C.J.	19	12	7	0	0	0	0	0	1	0
Melvin, Rashaan	18	15	3	0	0	0	0	0	0	0
Smith, Daryl	16	13	3	0	0	1	0	1	2	0
Webb, Lardarius	9	8	1	0	0	0	0	0	0	0
Suggs, Terrell	8	3	5	0.5	2	1	3	1	0	0
Williams, Brandon	7	5	2	1	9	0	0	0	0	0
Hill, Will	6	5	1	0	0	0	0	2	0	0
McPhee, Pernell	4	0	4	0.5	2	0	0	0	0	0
Upshaw, Courtney	4	3	1	1	7	0	0	0	0	0
Dumervil, Elvis	3	3	0	2	18	0	0	0	0	0
Levine, Anthony	3	3	0	0	0	0	0	0	0	0
Miles, Jeromy	3	2	1	0	0	0	0	0	0	0
Ngata, Haloti	3	1	2	1	3	0	0	1	0	0
Stewart, Darian	3	3	0	0	0	1	0	2	0	1
Canty, Chris	2	2	0	0	0	0	0	0	0	0
Jernigan, Timmy	2	2	0	1	6	0	0	0	0	0
Cason, Antoine	1	1	0	0	0	0	0	0	0	0
Elam, Matt	1	1	0	0	0	0	0	0	0	0
Guy, Lawrence	1	0	1	0	0	0	0	0	0	0
Totals	113	82	31	7	47	3	3	7	3	1

SPECIAL TEAMS STATISTICS

PLAYER	TT	SOLO	AS	FF	FR	BK
Juszczyk, Kyle	4	0	4	0	0	0
Aiken, Kamar	3	2	1	0	0	0
Miles, Jeromy	3	2	1	1	0	0
Orr, Zachary	3	1	2	0	0	0
Brown, Marlon	2	1	1	0	0	0
McClellan, Albert	2	1	1	0	0	0
Elam, Matt	1	1	0	0	0	0
Totals	18	8	10	1	0	0

Defensive and special teams statistics reflect press box stats.

2014 PRESEASON STATISTICS

RESULTS AND ATTENDANCE

WON 4 LOST 0

08/07	W	23-3	San Francisco	70,529
08/16	W	37-30	at Dallas	77,624
08/23	W	23-17	Washington	70,876
08/28	W	22-13	at New Orleans	73,004

TEAM STATISTICS

TOTAL FIRST DOWNS

	RAVENS	OPPONENT
Rushing	87	63
Passing	38	13
Penalty	41	40
3rd Down: Made/Att	8	10
3rd Down Pct.	26/59	13/40
4th Down: Made/Att	44.1%	32.5%
4th Down Pct.	3/5	1/3
60.0%	33.3%	

POSSESSION AVG.

	RAVENS	OPPONENT
TOTAL NET YARDS	35:35	24:25
Avg. Per Game	1453	983
Total Plays	363.3	245.8
Avg. Per Play	282	201
	5.2	4.9

NET YARDS RUSHING

	RAVENS	OPPONENT
Avg. Per Game	684	312
Total Rushes	171.0	78.0
	156	80

NET YARDS PASSING

	RAVENS	OPPONENT
Avg. Per Game	769	671
Sacked/Yards Lost	192.3	167.8
Gross Yards	9/61	7/38
Attempts/Completions	830	709
Completion Pct.	117/74	114/67
Had Intercepted	63.2%	58.8%
	2	4

PUNTS/AVERAGE

	RAVENS	OPPONENT
NET PUNTING AVG.	10/43.5	20/41.9
PENALTIES/YARDS	10/40.1	20/38.1
FUMBLES/BALL LOST	32/256	26/215
TOUCHDOWNS	6/2	4/2
	9	7

TOUCHDOWNS

	RAVENS	OPPONENT
Rushing	2	1
Passing	5	6
Returns	2	0

SCORE BY PERIODS

	1	2	3	4	OT	PTS
RAVENS	24	42	16	23	0	105
Opponents	20	9	14	20	0	63

SCORING

	TD	RU	PA	RT	K/PAT	FG	S	PTS
Tucker	0	0	0	0	9/9	14/15	0	51
Thompson	3	0	2	1			0	18
Butler	1	0	1	0			0	6
Pierce	1	1	0	0			0	6
T. Smith	1	0	1	0			0	6
S. Smith Sr.	1	0	1	0			0	6
Taliaferro	1	1	0	0			0	6
Upshaw	1	0	0	1			0	6
RAVENS	9	2	5	2	9/9	14/15	0	105
Opponents	7	1	6	0	6/6	5/5	0	63

2-PT. CONVERSIONS: RAVENS 0-0, Opponents 0-1

SACKS: Brooks 1, DiMarco 1, Dumervil 1, Jernigan 1, McPhee 1, Mosley 1, Simon 1 **RAVENS 7, Opponents 9**

FUM/LOST: Forsett 2/1, Pierce 1/0, S. Smith 1/0, Taliaferro 1/0, Wenning 1/1

RUSHING

	NO	YDS	AVG	LG	TD
Taliaferro	65	243	3.7	12	1
Taylor	15	124	8.3	27	0
Toussaint	21	123	5.9	23	0
Pierce	21	89	4.2	30	1
Forsett	16	69	4.3	13	0
Rice	5	38	7.6	18	0
Wood	5	7	1.4	5	0
Wenning	7	-4	-0.6	2	0
J. Jones	1	-5	-5.0	-5	0
RAVENS	156	684	4.4	30	2
Opponents	80	312	3.9	27	1

RECEIVING

	NO	YDS	AVG	LG	TD
Juszczyk	10	90	9.0	23	0
Aiken	8	103	12.9	27	0
S. Smith Sr.	8	97	12.1	30	1
Butler	6	50	8.3	13	1
Campanaro	5	79	15.8	39	0
J. Jones	5	65	13.0	38	0
Thompson	5	61	12.2	21t	2
T. Smith	5	60	12.0	19t	1
Pitta	4	46	11.5	16	0
Overbay	4	36	9.0	14	0
Forsett	3	37	12.3	13	0
M. Brown	2	31	15.5	20	0
Gillmore	2	26	13.0	23	0
Chapas	2	16	8.0	13	0
Taliaferro	1	10	10.0	10	0
Toussaint	1	9	9.0	9	0
Daniels	1	6	6.0	6	0
Davis	1	5	5.0	5	0
Pierce	1	3	3.0	3	0
RAVENS	74	830	11.2	39	5
Opponents	67	709	10.6	52	6

INTERCEPTIONS

	NO	YDS	AVG	LG	TD
Franks	1	25	25.0	25	0
Mosley	1	17	17.0	17	0
Jackson	1	0	0.0	0	0
Trawick	1	0	0.0	0	0
RAVENS	4	42	10.5	25	0
Opponents	2	-1	-0.5	0	0

PUNTING

	NO	YDS	AVG	NET	TB	IN	LG	BLK
Koch	8	353	44.1	40.4	0	3	57	0
Leone	2	82	41.0	39.0	0	0	42	0
RAVENS	10	435	43.5	40.1	0	3	57	0
Opponents	20	839	42.0	38.1	1	5	57	0

PUNT RETURNS

	RET	FC	YDS	AVG	LG	TD
Campanaro	7	4	45	6.4	11	0
Jackson	3	0	13	4.3	8	0
J. Jones	1	1	-1	-1.0	-1	0
RAVENS	11	5	57	5.2	11	0
Opponents	6	2	34	5.7	23	0

KICKOFF RETURNS

	NO	YDS	AVG	LG	TD
Campanaro	5	152	30.4	44	0
Thompson	5	222	44.4	108t	1
J. Jones	2	39	19.5	21	0
Gillmore	1	12	12.0	12	0
Jackson	1	24	24.0	24	0
RAVENS	14	449	32.1	108t	1
Opponents	17	459	27.0	40	0

FIELD GOALS

	1-19	20-29	30-39	40-49	50+
Tucker	0/0	4/4	4/4	5/5	1/2
RAVENS	0/0	4/4	4/4	5/5	1/2
Opponents	0/0	2/2	1/1	1/1	1/1

Tucker: (42G,22G,55G)(40G,38G,61N,49G)(36G,21G,46G)(36G,27G,45G,32G,24G)

Opponents: (25G)(53G)(32G)(23G,49G)

PASSING

	ATT	COMP	YARDS	COMP%	YDS/ATT	TD	TD%	INT	INT%	LG	SACK/LOST	RATING
Taylor	55	35	345	63.6%	6.27	3	5.5%	2	3.6%	27	5/34	84.3
Flacco	45	29	345	64.4%	7.67	2	4.4%	0	0.0%	38	2/18	102.5
Wenning	17	10	140	58.8%	8.24	0	0.0%	0	0.0%	39	2/9	85.4
RAVENS	117	74	830	63.2%	7.09	5	4.3%	2	1.7%	39	9/61	91.5
Opponents	114	67	709	58.8%	6.22	6	5.3%	4	3.5%	52	7/38	79.9

2014 PRESEASON STATISTICS

DEFENSIVE STATISTICS

PLAYER	TT	SOLO	AS	YDS		RET.		PD	FF	FR
				SACKS	LOST	INT	YDS			
Mosley, C.J.	12	8	4	1	7	1	17	1	0	0
Brown, Arthur	12	11	1	0	0	0	0	0	0	0
Jacobs, Tramain	8	8	0	0	0	0	0	1	0	0
Franks, Dominique	7	6	1	0	0	1	25	2	0	0
Smith, Daryl	7	7	0	0	0	0	0	1	0	0
Trawick, Brynden	7	6	1	0	0	1	0	3	0	0
Williams, Brandon	7	3	4	0	0	0	0	0	0	0
Miles, Jeremy	6	6	0	0	0	0	0	0	0	0
Stewart, Darian	6	6	0	0	0	0	0	0	0	0
Brooks, Terrence	5	4	1	1	4	0	0	0	0	0
Elam, Matt	5	5	0	0	0	0	0	0	0	0
McClellan, Albert	5	1	4	0	0	0	0	0	0	0
Roberts, D.J.	5	3	2	0	0	0	0	0	0	0
Simon, John	5	4	1	1	7	0	0	0	0	0
Suggs, Terrell	5	4	1	0	0	0	0	0	0	0
Brown, Chykie	4	3	1	0	0	0	0	1	0	0
Dumervil, Elvis	4	3	1	1	6	0	0	1	0	0
Meder, Jamie	4	2	2	0	0	0	0	1	0	0
McPhee, Pernell	4	3	1	1	6	0	0	0	0	0
Orr, Zachary	4	3	1	0	0	0	0	0	0	0
Bynes, Josh	3	0	3	0	0	0	0	1	0	0
Cox, Derek	3	2	1	0	0	0	0	1	0	0
Levine, Anthony	3	3	0	0	0	0	0	2	0	0
Tyson, DeAngelo	3	1	2	0	0	0	0	0	0	1
Upshaw, Courtney	3	2	1	0	0	0	0	0	0	1
DiMarco, Nicholas	2	1	1	1	3	0	0	0	0	0
Hill, Will	2	1	1	0	0	0	0	0	0	0
Jackson, Asa	2	1	1	0	0	1	0	2	0	0
Jernigan, Timmy	2	1	1	1	5	0	0	0	0	0
Lewis-Moore, Kapron	2	1	1	0	0	0	0	0	0	0
Ngata, Haloti	2	1	1	0	0	0	0	0	0	0
Olatoye, Deji	2	2	0	0	0	0	0	0	0	0
Smith, Jimmy	2	2	0	0	0	0	0	0	0	0
Spitler, Austin	2	1	1	0	0	0	0	0	0	0
Brown, Omar	1	1	0	0	0	0	0	0	0	0
Canty, Chris	1	0	1	0	0	0	0	0	0	0
Hopkins, Derrick	1	0	1	0	0	0	0	1	0	0
Pataiali'i, A.J.	1	0	1	0	0	0	0	1	0	0
Totals	159	116	43	7	38	4	42	19	0	2

SPECIAL TEAMS STATISTICS

PLAYER	TT	SOLO	AS	FF	FR	BK
Orr, Zachary	3	3	0	0	0	0
Chapas, Shaun	2	2	0	0	0	0
Seamster, Sammy	2	2	0	0	0	0
Simon, John	2	2	0	0	0	0
Trawick, Brynden	2	2	0	0	0	0
Tucker, Justin	2	2	0	0	0	0
Brooks, Terrence	1	1	0	0	0	0
Cox, Derek	1	1	0	0	0	0
Forsett, Justin	1	1	0	0	0	0
Franks, Dominique	1	1	0	0	0	0
Levine, Anthony	1	1	0	0	0	0
Norman, Marrio	1	1	0	0	0	0
Overbay, Nathan	1	1	0	0	0	0
Taliaferro, Lorenzo	1	1	0	0	0	0
Williams, LaQuan	1	1	0	0	0	0
Totals	22	22	0	0	0	0

Defensive and special teams statistics reflect press box stats.

ALL-TIME RAVENS INTs RETURNED FOR TDs

2014 11/24/14 S Will Hill 44 yds @ NO	2008 postseason 01/04/09 S Ed Reed 64 yds @ Mia.	2002 12/01/02 S Chad Williams 98 yds @ Cin. 11/10/02 OLB Adalius Thomas 25 yds vs. Cin.
2013 09/22/13 LB Daryl Smith 37 yds vs. Hou.	2007 11/18/07 LB Ray Lewis 35 yds vs. Cle.	2001 12/02/01 S Rod Woodson 47 yds vs. Ind.
2012 09/27/12 CB Cary Williams 63 yds vs. Cle. 09/10/12 S Ed Reed 34 yds vs. Cin.	2006 12/31/06 CB Chris McAlister 31 yds vs. Buf. 11/05/06 S Ed Reed 25 yds* vs. Cin. 10/29/06 S Dawan Landry 12 yds @ NO 10/29/06 CB Ronnie Prude 12 yds @ NO 09/10/06 CB Chris McAlister 60 yds @ TB	2000 12/24/00 CB Chris McAlister 98 yds vs. NYJ 2000 postseason 01/28/01 CB Duane Starks 49 yds vs. NYG 01/07/01 LB Ray Lewis 50 yds @ Ten.
2012 postseason 01/12/13 CB Corey Graham 39 yds @ Den.	2005 12/04/05 LB Adalius Thomas 20 yds vs. Hou.	1999 12/19/99 S Corey Harris 24 yds vs. NO 12/05/99 S Rod Woodson 47 yds vs. Ten. 11/21/99 CB Duane Starks 43 yds @ Cin. 11/07/99 S Rod Woodson 66 yds @ Cle.
2011 10/02/11 CB Lardarius Webb 73 yds vs. NYJ	2004 01/02/05 DE Jarret Johnson 6 yds vs. Mia. 11/21/04 S Chad Williams 44 yds vs. Dal. 11/07/04 S Ed Reed 106 yds vs. Cle. 10/24/04 CB Deion Sanders 48 yds vs. Buf. 09/19/04 CB Chris McAlister 51 yds vs. Pit.	1998 11/08/98 CB Rod Woodson 18 yds vs. Oak. 09/13/98 CB Rod Woodson 60 yds @ NYJ
2010 12/13/10 CB Josh Wilson 12 yds @ Hou. 11/21/10 S Dawan Landry 23 yds** @ Car. 11/21/10 LB Ray Lewis 24 yds @ Car.	2003 12/21/03 S Chad Williams 52 yds @ Cle. 11/30/03 LB Ray Lewis 29 yds vs. SF 10/12/03 CB Chris McAlister 83 yds vs. Ari. 09/14/03 S Ed Reed 54 yds vs. Cle.	1997 11/30/97 CB Antonio Langham 40 yds @ Jax. 1996 11/24/96 LB Mike Caldwell 45 yds vs. Jax.
2009 11/16/09 S Dawan Landry 48 yds @ Cle. 10/11/09 S Ed Reed 52 yds vs. Cin.	2003 postseason 01/03/04 S Will Demps 56 yds vs. Ten.	*lateral from Samari Rolle INT **lateral from Ed Reed INT
2008 11/30/08 S Jim Leonhard 35 yds @ Cin. 11/23/08 S Ed Reed 107 yds vs. Phi. 11/02/08 OLB Terrell Suggs 42 yds @ Cle. 10/19/08 OLB Terrell Suggs 44 yds @ Mia. 09/21/08 S Ed Reed 32 yds @ Cle.		

2014 PARTICIPATION CHART

Player	9/7 vs. Cin.	9/11 vs. Pit.	9/21 at Cle.	9/28 vs. Car.	10/5 at Ind.	10/12 at TB	10/19 vs. Atl.	10/26 at Cin.	11/2 at Pit.	11/9 vs. Ten.	11/24 at NO	11/30 vs. SD	12/7 at Mia.	12/14 vs. Jac.	12/21 at Hou.	12/28 vs. Cle.	1/3/15 at Pit. (WC)	1/10/15 at NE (D)	Games Played	Games Started	Did Not Play	Inactive
Aiken, Kamar	X	X	X	X	X	X	X	X	X	X	X	X	X	X	X	X	X	X	16	0	0	0
Bilukidi, Christo	NOR	INA	X	X	X	X	IR	IR	IR	IR	IR	IR	IR	IR	IR	IR	IR	IR	4	0	0	1
Brooks, Terrence	X	X	INA	X	X	X	X	X	INA	X	X	X	INA	X	IR	IR	IR	IR	11	0	0	3
Brown, Arthur	INA	INA	INA	INA	INA	INA	INA	INA	X	X	INA	INA	X	INA	INA	X	IR	IR	4	0	0	12
Brown, Chykie	LCB	X	X	X	X	X	INA	INA	X	NOR	NOR	NOR	NOR	NOR	NOR	NOR	NOR	NOR	7	1	0	2
Brown, Marlon	X	X	X	X	X	INA	INA	X	X	X	X	X	WR	X	X	X	X	WR	14	1	0	2
Butler, Jeremy	IR	IR	IR	IR	IR	IR	IR	IR	IR	IR	IR	IR	IR	IR	IR	IR	IR	IR	0	0	0	0
Bynes, Josh	PS	PS	PS	NOR	NOR	NOR	NOR	NOR	NOR	NOR	NOR	NOR	NOR	NOR	NOR	NOR	NOR	NOR	0	0	0	0
Campanaro, Michael	INA	INA	INA	INA	INA	X	X	X	INA	INA	INA	INA	INA	INA	INA	X	X	X	4	0	0	12
Canty, Chris	DL	DL	DE	DE	INA	INA	INA	INA	DE	DE	DE	DE	DE	DE	DE	INA	DE	X	11	11	0	5
Cason, Antoine	NOR	NOR	NOR	NOR	NOR	NOR	NOR	NOR	NOR	NOR	NOR	NOR	NOR	INA	DNP	X	X	X	1	0	1	1
Cody, Terrence	PUP	PUP	PUP	PUP	PUP	PUP	PUP	PUP	PUP	PUP	INA	INA	X	INA	INA	INA	INA	INA	1	0	0	6
Cox, Derek	NOR	NOR	NOR	NOR	NOR	NOR	NOR	NOR	NOR	NOR	NOR	NOR	NOR	NOR	NOR	NOR	NOR	NOR	0	0	0	0
Cox, Morgan	X	X	X	X	X	X	X	IR	IR	IR	IR	IR	IR	IR	IR	IR	IR	IR	7	0	0	0
Daniels, Owen	X	TE	X	TE	TE	TE	TE	INA	TE	TE	TE	TE	TE	TE	TE	TE	TE	TE	15	13	0	1
Davis, Jace	NOR	NOR	NOR	NOR	NOR	NOR	NOR	NOR	PS	PS	NOR	NOR	NOR	NOR	NOR	NOR	NOR	NOR	0	0	0	0
Dumervil, Elvis	X	X	X	X	X	X	X	X	X	X	X	SAM	OLB	X	X	X	X	X	16	2	0	0
Elam, Matt	SS	SS	SS	SS	SS	SS	SS	SS	SS	X	X	DB	S	X	X	X	X	DB	16	11	0	0
Flacco, Joe	QB	QB	QB	QB	QB	QB	QB	QB	QB	QB	QB	QB	QB	QB	QB	QB	QB	QB	16	16	0	0
Fleming, Jamell	PS	PS	NOR	NOR	NOR	NOR	NOR	NOR	NOR	NOR	NOR	NOR	NOR	NOR	NOR	NOR	NOR	NOR	0	0	0	0
Forsett, Justin	X	X	RB	RB	RB	RB	RB	RB	RB	RB	RB	RB	RB	RB	RB	RB	RB	RB	16	14	0	0
Franks, Dominique	NOR	NOR	NOR	NOR	NOR	X	X	X	RCB	NOR	NOR	NOR	NOR	NOR	NOR	NOR	NOR	NOR	4	1	0	0
Gillmore, Crockett	X	X	X	X	X	X	X	TE	X	X	X	X	INA	X	X	X	X	X	15	1	0	1
Gorrer, Danny	NOR	NOR	NOR	NOR	NOR	NOR	NOR	NOR	NOR	X	X	X	X	IR	IR	IR	IR	IR	4	0	0	0
Gradkowski, Gino	X	X	X	X	X	X	X	INA	INA	INA	INA	INA	INA	INA	INA	X	X	X	8	0	0	8
Greenwood, Chris	NOR	NOR	NOR	NOR	NOR	NOR	NOR	NOR	NOR	NOR	NOR	NOR	NOR	NOR	INA	INA	INA	INA	0	0	0	2
Guy, Lawrence	NOR	NOR	NOR	INA	X	X	X	X	INA	X	X	X	X	X	X	DE	X	X	11	1	0	2
Hill, Will	SUSP	SUSP	SUSP	SUSP	SUSP	SUSP	X	X	DB	SS	SS	SS	SS	SS	SS	SS	SS	SS	10	8	0	0
Hurst, James	X	X	X	LT	LT	LT	LT	LT	X	X	X	X	X	X	X	LT	LT	LT	16	5	0	0
Jackson, Asa	X	LCB	LCB	LCB	LCB	IRDR	IRDR	IRDR	IRDR	IRDR	IRDR	IRDR	CB	RCB	IR	IR	IR	IR	7	6	0	0
Jacobs, Tramain	PS	PS	PS	PS	PS	PS	PS	PS	PS	X	X	X	IR	IR	IR	IR	IR	IR	3	0	0	0
Jensen, Ryan	PS	PS	PS	PS	PS	PS	PS	PS	PS	PS	PS	PS	PS	PS	INA	X	X	INA	1	0	0	1
Jernigan, Timmy	X	X	INA	INA	INA	INA	X	X	X	X	X	X	X	DT	DT	DT	INA	X	12	3	0	4
Jones, Jacoby	X	X	X	X	X	X	X	X	X	X	X	X	X	X	X	X	X	X	16	0	0	0
Jones, Marcel	PS	PS	PS	PS	PS	PS	PS	PS	PS	PS	PS	PS	PS	PS	PS	PS	PS	PS	0	0	0	0
Jones, Terren	NOR	NOR	NOR	NOR	NOR	NOR	NOR	NOR	NOR	NOR	PS	PS	NOR	NOR	NOR	NOR	NOR	NOR	0	0	0	0
Juszczyk, Kyle	FB	X	FB	FB	FB	FB	FB	FB	FB	FB	FB	FB	X	FB	FB	FB	FB	X	16	14	0	0
Koch, Sam	X	X	X	X	X	X	X	X	X	X	X	X	X	X	X	X	X	X	16	0	0	0
Lemon, Alec	NOR	NOR	NOR	NOR	NOR	NOR	NOR	NOR	NOR	NOR	NOR	NOR	NOR	PS	PS	PS	PS	PS	0	0	0	0
Levine, Anthony	X	X	X	X	X	X	X	X	X	RCB	RCB	RCB	X	X	X	X	X	X	16	3	0	0
Lewis-Moore, Kapron	IR	IR	IR	IR	IR	IR	IR	IR	IR	IR	IR	IR	IR	IR	IR	IR	IR	IR	0	0	0	0
McClellan, Albert	X	X	X	X	X	X	X	X	X	X	X	X	X	X	X	X	X	X	16	0	0	0
McDermott, Kevin	NOR	NOR	NOR	NOR	NOR	NOR	NOR	X	X	X	X	X	X	X	IR	IR	IR	IR	7	0	0	0
McPhee, Pernell	X	X	X	X	X	X	X	X	X	X	X	X	X	X	X	X	X	X	16	0	0	0
Means, Steven	NOR	NOR	NOR	NOR	NOR	PS	PS	PS	PS	PS	PS	PS	PS	PS	PS	INA	INA	INA	0	0	0	1
Meder, Jamie	PS	PS	PS	PS	PS	PS	PS	PS	PS	PS	NOR	NOR	NOR	NOR	NOR	NOR	NOR	NOR	0	0	0	0
Melvin, Rashaan	NOR	NOR	NOR	NOR	NOR	NOR	NOR	NOR	NOR	INA	INA	INA	INA	X	RCB	RCB	RCB	RCB	3	2	0	4
Menkin, Nate	PS	PS	PS	PS	PS	PS	PS	PS	PS	PS	PS	PS	PS	PS	PS	PS	PS	PS	0	0	0	0
Miles, Jeromy	X	X	X	X	X	X	X	X	X	X	X	FS	S	X	X	X	X	X	16	2	0	0
Monroe, Eugene	LT	LT	LT	INA	INA	INA	INA	LT	LT	LT	LT	LT	LT	LT	LT	INA	INA	X	11	11	0	5
Mosley, C.J.	ILB	ILB	ILB	ILB	ILB	ILB	ILB	ILB	ILB	ILB	ILB	ILB	ILB	ILB	ILB	ILB	ILB	ILB	16	16	0	0
Ngata, Haloti	DT	DT	DT	DT	DT	DT	DT	DT	DT	DT	DT	DT	DT	SUSP	SUSP	SUSP	SUSP	DT	12	12	0	0
Ogbuehi, Emmanuel	NOR	NOR	NOR	PS	PS	PS	PS	PS	PS	PS	PS	PS	PS	PS	NOR	NOR	NOR	NOR	0	0	0	0
Olatoye, Deji	NOR	NOR	NOR	NOR	NOR	NOR	NOR	NOR	NOR	NOR	NOR	NOR	NOR	NOR	NOR	NOR	NOR	NOR	0	0	0	0
Orr, Zachary	X	X	X	X	X	X	X	X	INA	X	X	X	X	X	X	X	X	X	15	0	0	1
Osemele, Kelechi	LG	LG	LG	LG	LG	INA	INA	LG	LG	LG	LG	LG	LG	LG	LG	LG	LG	LG	14	14	0	2
Pataiali'i, A.J.	NOR	NOR	NOR	NOR	NOR	NOR	NOR	NOR	NOR	NOR	NOR	NOR	NOR	NOR	NOR	NOR	NOR	NOR	0	0	0	0

X=substituted; IR=injured reserve; IRDR=injured reserve/designated return; PUP=physically unable to perform; NOR=not on roster; PS=practice squad; NFI=non-football injury; SUSP=suspended

2014 PARTICIPATION CHART

Player	9/7 vs. Cin.	9/11 vs. Pit.	9/21 at Cle.	9/28 vs. Car.	10/5 at Ind.	10/12 at TB	10/19 vs. Atl.	10/26 at Cin.	11/2 at Pit.	11/9 vs. Ten.	11/24 at NO	11/30 vs. SD	12/7 at Mia.	12/14 vs. Jac.	12/21 at Hou.	12/28 vs. Cle.	1/3/15 at Pit. (WC)	1/10/15 at NE (D)	Games Played	Games Started	Did Not Play	Inactive
Pierce, Bernard	RB	RB	INA	DNP	X	X	X	INA	X	X	X	X	X	X	X	X	X	X	13	2	1	2
Pitta, Dennis	TE	TE	TE	IR	IR	IR	IR	IR	IR	IR	IR	IR	IR	IR	IR	IR	IR	IR	3	3	0	0
Pointer, Quinton	NOR	NOR	NOR	NOR	NOR	NOR	NOR	NOR	NOR	NOR	NOR	NOR	NOR	NOR	PS	PS	PS	PS	0	0	0	0
Poole, Tauren	NOR	NOR	NOR	NOR	NOR	NOR	NOR	NOR	NOR	NOR	NOR	NOR	NOR	NOR	PS	PS	PS	PS	0	0	0	0
Rackley, Will	IR	IR	IR	IR	IR	IR	IR	IR	IR	IR	IR	IR	IR	IR	IR	IR	IR	IR	0	0	0	0
Reid, Jah	INA	INA	INA	X	X	X	X	INA	INA	INA	INA	INA	INA	IR	IR	IR	IR	IR	4	0	0	9
Reisner, Allen	NOR	NOR	NOR	NOR	NOR	NOR	NOR	NOR	NOR	NOR	PS	PS	NOR	PS	PS	PS	PS	PS	0	0	0	0
Reuland, Konrad	NOR	NOR	NOR	NOR	NOR	NOR	NOR	NOR	NOR	NOR	PS	IR	IR	IR	IR	IR	IR	IR	0	0	0	0
Rice, Ray	SUSP	NOR	NOR	NOR	NOR	NOR	NOR	NOR	NOR	NOR	NOR	NOR	NOR	NOR	NOR	NOR	NOR	NOR	0	0	0	0
Robinson, Aldrick	NOR	NOR	NOR	NOR	NOR	NOR	NOR	NOR	NOR	NOR	NOR	NOR	NOR	PS	PS	PS	PS	PS	0	0	0	0
Ross, Aaron	IR	IR	IR	IR	IR	IR	IR	IR	IR	IR	IR	IR	IR	IR	IR	IR	IR	IR	0	0	0	0
Scales, Patrick	NOR	NOR	NOR	NOR	NOR	NOR	NOR	NOR	NOR	NOR	NOR	NOR	NOR	NOR	X	X	X	X	2	0	0	0
Simon, John	PS	PS	PS	PS	PS	NOR	NOR	NOR	NOR	NOR	NOR	NOR	NOR	NOR	NOR	NOR	NOR	NOR	0	0	0	0
Small, Kiero	NOR	NOR	NOR	NOR	NOR	NOR	NOR	NOR	NOR	NOR	PS	PS	PS	PS	PS	PS	PS	PS	0	0	0	0
Smith, Daryl	ILB	ILB	ILB	ILB	ILB	ILB	ILB	ILB	ILB	ILB	ILB	ILB	ILB	ILB	ILB	ILB	ILB	ILB	16	16	0	0
Smith, Jimmy	RCB	RCB	RCB	RCB	RCB	RCB	RCB	RCB	INA	IR	IR	IR	IR	IR	IR	IR	IR	IR	8	8	0	1
Smith Sr., Steve	WR	WR	WR	WR	WR	WR	WR	WR	RWR	RWR	RWR	RWR	RWR	RWR	RWR	RWR	RWR	RWR	16	16	0	0
Smith, Torrey	WR	WR	WR	WR	WR	WR	WR	WR	LWR	LWR	LWR	LWR	LWR	LWR	LWR	LWR	LWR	LWR	16	16	0	0
Stewart, Darian	FS	FS	FS	FS	FS	FS	FS	FS	FS	FS	FS	X	X	FS	FS	FS	FS	FS	16	14	0	0
Suggs, Terrell	OLB	OLB	OLB	OLB	OLB	OLB	OLB	OLB	OLB	OLB	OLB	OLB	OLB	OLB	OLB	OLB	OLB	OLB	16	16	0	0
Supernaw, Phillip	PS	PS	PS	X	INA	PS	PS	X	X	PS	NOR	NOR	X	DNP	X	INA	INA	INA	5	0	1	2
Taliaferro, Lorenzo	X	X	X	X	X	X	X	X	X	X	X	X	X	INA	IR	IR	IR	IR	13	0	0	1
Taylor, Ryan	NOR	NOR	NOR	NOR	NOR	INA	INA	NOR	NOR	NOR	NOR	NOR	NOR	NOR	NOR	NOR	NOR	NOR	0	0	0	2
Taylor, Tyrod	DNP	DNP	DNP	DNP	DNP	X	DNP	DNP	DNP	DNP	DNP	DNP	DNP	DNP	DNP	DNP	DNP	DNP	1	0	15	0
Thompson, Deonte	INA	INA	NOR	PS	PS	PS	PS	PS	PS	PS	PS	PS	PS	NOR	NOR	NOR	NOR	NOR	0	0	0	2
Thompson, Zach	NOR	NOR	NOR	NOR	NOR	NOR	NOR	NOR	NOR	NOR	NOR	NOR	NOR	NOR	PS	NOR	NOR	NOR	0	0	0	0
Toussaint, Fitzgerald	INA	PS	DNP	PS	PS	PS	PS	PS	PS	PS	PS	PS	PS	DNP	X	X	X	X	2	0	2	1
Trawick, Brynden	X	X	X	X	X	X	X	X	X	INA	X	X	X	X	X	INA	X	X	14	0	0	2
Tucker, Justin	X	X	X	X	X	X	X	X	X	X	X	X	X	X	X	X	X	X	16	0	0	0
Tyson, DeAngelo	X	X	X	X	DE	DE	DE	DE	X	INA	INA	INA	INA	INA	X	X	X	INA	11	4	0	5
Unga, J.J.	PS	PS	PS	PS	PS	PS	PS	PS	PS	PS	PS	PS	PS	PS	PS	PS	PS	PS	0	0	0	0
Upshaw, Courtney	OLB	OLB	SAM	SAM	SAM	SAM	SAM	SAM	SAM	SAM	SAM	X	X	OLB	SAM	SAM	SAM	SAM	16	14	0	0
Urban, Brent	IR	IR	IR	IR	IR	IR	IR	IR	IR	IR	IR	IR	IR	IR	IR	IR	IR	IR	0	0	0	0
Urschel, John	INA	INA	INA	INA	INA	LG	LG	X	X	X	X	X	X	X	X	RG	RG	RG	11	3	0	5
Wagner, Rick	RT	RT	RT	RT	RT	RT	RT	RT	RT	RT	RT	RT	RT	RT	RT	RT	RT	RT	15	15	0	0
Walker, Casey	NOR	NOR	NOR	NOR	NOR	NOR	NOR	NOR	NOR	NOR	NOR	NOR	NOR	NOR	INA	X	INA	INA	1	0	0	1
Webb, Lardarius	INA	INA	X	INA	X	LCB	LCB	LCB	LCB	LCB	LCB	LCB	LCB	LCB	LCB	LCB	LCB	LCB	13	11	0	3
Wenning, Keith	PS	PS	PS	PS	PS	PS	PS	PS	PS	PS	PS	PS	PS	PS	PS	PS	PS	PS	0	0	0	0
Williams, Brandon	DE	DE	NT	NT	NT	NT	NT	NT	X	NT	NT	X	NT	NT	NT	NT	NT	NT	16	14	0	0
Williams, LaQuan	NOR	NOR	NOR	NOR	NOR	NOR	NOR	NOR	NOR	NOR	NOR	NOR	NOR	NOR	NOR	NOR	NOR	NOR	0	0	0	0
Yanda, Marshal	RG	RG	RG	RG	RG	RG	RG	RG	RG	RG	RG	RG	RG	RG	RG	RT	RT	RT	16	16	0	0
Young, Lou	NOR	NOR	PS	PS	PS	NOR	NOR	NOR	NOR	NOR	NOR	NOR	NOR	NOR	NOR	NOR	NOR	NOR	0	0	0	0
Zuttah, Jeremy	C	C	C	C	C	C	C	C	C	C	C	C	C	C	C	C	C	C	16	16	0	0

X=substituted; IR=injured reserve; IRDR=injured reserve/designated return; PUP=physically unable to perform; NOR=not on roster; PS=practice squad; NFI=non-football injury; SUSP=suspended

2014 GAME-BY-GAME STARTERS

OFFENSE

GAME	WR	LT	LG	C	RG	RT	TE	WR	QB	RB	FB	OTHER
09/07/14 vs. Cincinnati	Smith	Monroe	Osemele	Zuttah	Yanda	Wagner	Pitta	Smith Sr.	Flacco	Pierce	Jusczyk	
09/11/14 vs. Pittsburgh	Smith	Monroe	Osemele	Zuttah	Yanda	Wagner	Pitta	Smith Sr.	Flacco	Pierce	n/a	Daniels (TE)
09/21/14 at Cleveland	Smith	Monroe	Osemele	Zuttah	Yanda	Wagner	Pitta	Smith Sr.	Flacco	Forsett	Jusczyk	
09/28/14 vs. Carolina	Smith	Hurst	Osemele	Zuttah	Yanda	Wagner	Daniels	Smith Sr.	Flacco	Forsett	Jusczyk	
10/05/14 at Indianapolis	Smith	Hurst	Osemele	Zuttah	Yanda	Wagner	Daniels	Smith Sr.	Flacco	Forsett	Jusczyk	
10/12/14 at Tampa Bay	Smith	Hurst	Urschel	Zuttah	Yanda	Wagner	Daniels	Smith Sr.	Flacco	Forsett	Jusczyk	
10/19/14 vs. Atlanta	Smith	Hurst	Urschel	Zuttah	Yanda	Wagner	Daniels	Smith Sr.	Flacco	Forsett	Jusczyk	
10/26/14 at Cincinnati	Smith	Monroe	Osemele	Zuttah	Yanda	Wagner	Gillmore	Smith Sr.	Flacco	Forsett	Jusczyk	
11/02/14 at Pittsburgh	Smith	Monroe	Osemele	Zuttah	Yanda	Wagner	Daniels	Smith Sr.	Flacco	Forsett	Jusczyk	
11/09/14 vs. Tennessee	Smith	Monroe	Osemele	Zuttah	Yanda	Wagner	Daniels	Smith Sr.	Flacco	Forsett	Jusczyk	
11/09/14 vs. Tennessee	Smith	Monroe	Osemele	Zuttah	Yanda	Wagner	Daniels	Smith Sr.	Flacco	Forsett	Jusczyk	
11/24/14 at New Orleans	Smith	Monroe	Osemele	Zuttah	Yanda	Wagner	Daniels	Smith Sr.	Flacco	Forsett	Jusczyk	
11/30/14 vs. San Diego	Smith	Monroe	Osemele	Zuttah	Yanda	Wagner	Daniels	Smith Sr.	Flacco	Forsett	Jusczyk	
12/07/14 at Miami	Smith	Monroe	Osemele	Zuttah	Yanda	Wagner	Daniels	Smith Sr.	Flacco	Forsett	n/a	Brown (WR)
12/14/14 vs. Jacksonville	Smith	Monroe	Osemele	Zuttah	Yanda	Wagner	Daniels	Smith Sr.	Flacco	Forsett	Jusczyk	
12/21/14 at Houston	Smith	Monroe	Osemele	Zuttah	Yanda	Wagner	Daniels	Smith Sr.	Flacco	Forsett	Jusczyk	
12/28/14 vs. Cleveland	Smith	Hurst	Osemele	Zuttah	Urschel	Yanda	Daniels	Smith Sr.	Flacco	Forsett	Jusczyk	
01/03/15 WC at Pittsburgh	Smith	Hurst	Osemele	Zuttah	Urschel	Yanda	Daniels	Smith Sr.	Flacco	Forsett	Jusczyk	
01/10/15 Div. at New England	Smith	Hurst	Osemele	Zuttah	Urschel	Yanda	Daniels	Smith Sr.	Flacco	Forsett	Jusczyk	

DEFENSE

GAME	DT	DE	NT	SAM	MIKE	WILL	RUSH	RCB	LCB	SS	FS	OTHER
09/07/14 vs. Cincinnati	Ngata	Canty	Williams	Upshaw	D. Smith	Mosley	Suggs	J. Smith	Brown	Elam	Stewart	
09/11/14 vs. Pittsburgh	Ngata	Canty	Williams	Upshaw	D. Smith	Mosley	Suggs	J. Smith	Jackson	Elam	Stewart	
09/21/14 at Cleveland	Ngata	Canty	Williams	Upshaw	D. Smith	Mosley	Suggs	J. Smith	Jackson	Elam	Stewart	
09/28/14 vs. Carolina	Ngata	Canty	Williams	Upshaw	D. Smith	Mosley	Suggs	J. Smith	Jackson	Elam	Stewart	
10/05/14 at Indianapolis	Ngata	Tyson	Williams	Upshaw	D. Smith	Mosley	Suggs	J. Smith	Jackson	Elam	Stewart	
10/12/14 at Tampa Bay	Ngata	Tyson	Williams	Upshaw	D. Smith	Mosley	Suggs	J. Smith	Webb	Elam	Stewart	
10/19/14 vs. Atlanta	Ngata	Tyson	Williams	Upshaw	D. Smith	Mosley	Suggs	J. Smith	Webb	Elam	Stewart	
10/26/14 at Cincinnati	Ngata	Tyson	Williams	Upshaw	D. Smith	Mosley	Suggs	J. Smith	Webb	Elam	Stewart	
11/02/14 at Pittsburgh	Ngata	Canty	n/a	Upshaw	D. Smith	Mosley	Suggs	Franks	Webb	Hill	Stewart	Elam (DB)
11/09/14 vs. Tennessee	Ngata	Canty	Williams	Upshaw	D. Smith	Mosley	Suggs	Levine	Webb	Hill	Stewart	
11/24/14 at New Orleans	Ngata	Canty	Williams	Upshaw	D. Smith	Mosley	Suggs	Levine	Webb	Hill	Stewart	
11/30/14 vs. San Diego	Ngata	Canty	n/a	Dumervil	D. Smith	Mosley	Suggs	Levine	Webb	Hill	Miles	Elam (DB)
12/07/14 at Miami	Williams	Canty	n/a	Dumervil	D. Smith	Mosley	Suggs	Levine	Webb	Hill	Miles	Elam (DB)
12/14/14 vs. Jacksonville	Jernigan	Canty	Williams	Upshaw	D. Smith	Mosley	Suggs	Jackson	Webb	Hill	Miles	Elam (DB)
12/21/14 at Houston	Jernigan	Canty	Williams	Upshaw	D. Smith	Mosley	Suggs	Jackson	Webb	Hill	Stewart	
12/28/14 vs. Cleveland	Jernigan	Guy	Williams	Upshaw	D. Smith	Mosley	Suggs	Melvin	Webb	Hill	Stewart	
01/03/15 WC at Pittsburgh	Ngata	Canty	Williams	Upshaw	D. Smith	Mosley	Suggs	Melvin	Webb	Hill	Stewart	
01/10/15 Div. at New England	Ngata	n/a	Williams	Upshaw	D. Smith	Mosley	Suggs	Melvin	Webb	Hill	Stewart	Elam (DB)

Bold denotes first NFL start



HOW THE 2014 RAVENS WERE BUILT

HOW ACQUIRED

YEAR	PLAYER	ACQ.
2003	OLB Terrell Suggs	D1a
2006	P Sam Koch DT Haloti Ngata	D6a D1
2007	G/T Marshal Yanda	D3b
2008	QB Joe Flacco	D1
2009	CB/RS Lardarius Webb	D3
2010	DT Terrence Cody <i>LS Morgan Cox [IR]</i> LB Albert McClellan <i>TE Dennis Pitta [IR]</i>	D2b RFA RFA D4
2011	DE Pernell McPhee <i>T Jah Reid [IR]</i> <i>CB Jimmy Smith [IR]</i> WR Torrey Smith QB Tyrod Taylor	D5b D3 D1 D2 D6
2012	G/C Gino Gradkowski <i>CB/RS Asa Jackson [IR]</i> WR/RS Jacoby Jones CB Anthony Levine G/T Kelechi Osemele RB Bernard Pierce K Justin Tucker DE DeAngelo Tyson OLB Courtney Upshaw	D4a D5 FA FA D2b D3 RFA D7 D2a
2013	<i>LB Arthur Brown [IR]</i> WR Marlon Brown DE Chris Canty OLB Elvis Dumervil S Matt Elam OL Ryan Jensen FB Kyle Juszczyk <i>DE Kapron Lewis-Moore [IR]</i> S Jeromy Miles T Eugene Monroe LB Daryl Smith S Brynden Trawick <i>T Rick Wagner [IR]</i> DT Brandon Williams	D2 RFA FA FA D1 D6b D4b D6a WA (Cin.) TR (Jax.) UFA (Jax.) RFA D5 D3
2014	WR Kamar Aiken <i>DT Christo Bilukidi [IR]</i> <i>S Terrence Brooks [IR]</i> <i>WR Jeremy Butler [IR]</i> WR Michael Campanaro CB Antoine Cason TE Owen Daniels RB Justin Forsett TE Crockett Gillmore <i>CB Danny Gorrer [IR]</i> CB Chris Greenwood DE Lawrence Guy S Will Hill T James Hurst <i>CB Tramain Jacobs [IR]</i> DT Timmy Jernigan <i>LS Kevin McDermott [IR]</i> DE Steven Means CB Rashaan Melvin LB C.J. Mosley LB Zachary Orr <i>G Will Rackley [IR]</i> <i>CB Aaron Ross [IR]</i> LS Patrick Scales WR Steve Smith Sr. S Darian Stewart TE Phillip Supernaw RB Fitzgerald Toussaint <i>DE Brent Urban [IR]</i> <i>RB Lorenzo Taliaferro [IR]</i> G/C John Urschel DT Casey Walker C Jeremy Zuttah	FA WA (Cin.) D3 RFA D7 FA FA FA D3b WA (Det.) FA WA (SD) FA RFA RFA D2 FA FA FA D1 RFA FA UFA (NYG) FA FA UFA (STL) FA RFA D4a D4b D5 FA TR (TB)

(UFA) Unrestricted free agent; (RFA) Rookie free agent; Injured Reserve Players in Italics

RAVENS BY DRAFT ROUND

1st ROUND (9)	TEAM	YEAR
OLB Terrell Suggs	Baltimore	2003 (10th)
DT Haloti Ngata	Baltimore	2006 (12th)
<i>CB Aaron Ross [IR]</i>	<i>NY Giants</i>	<i>2007 (20th)</i>
CB Antoine Cason	San Diego	2008 (27th)
QB Joe Flacco	Baltimore	2008 (18th)
T Eugene Monroe	Jacksonville	2009 (8th)
<i>CB Jimmy Smith [IR]</i>	<i>Baltimore</i>	<i>2010 (27th)</i>
S Matt Elam	Baltimore	2013 (32nd)
LB C.J. Mosley	Baltimore	2014 (17th)
2nd ROUND (7)		
LB Daryl Smith	Jacksonville	2004
DT Terrence Cody	Baltimore	2010
WR Torrey Smith	Baltimore	2011
G/T Kelechi Osemele	Baltimore	2012
OLB Courtney Upshaw	Baltimore	2012
<i>LB Arthur Brown [IR]</i>	<i>Baltimore</i>	<i>2013</i>
DT Timmy Jernigan	Baltimore	2014
3rd ROUND (11)		
WR Steve Smith Sr.	Carolina	2001
WR/RS Jacoby Jones	Houston	2007
G/T Marshal Yanda	Baltimore	2007
C Jeremy Zuttah	Tampa Bay	2008
CB/RS Lardarius Webb	Baltimore	2009
<i>G Will Rackley [IR]</i>	<i>Jacksonville</i>	<i>2011</i>
<i>T Jah Reid [IR]</i>	<i>Baltimore</i>	<i>2011</i>
RB Bernard Pierce	Baltimore	2012
DT Brandon Williams	Baltimore	2013
<i>S Terrence Brooks [IR]</i>	<i>Baltimore</i>	<i>2014</i>
TE Crockett Gillmore	Baltimore	2014
4th ROUND (8)		
DE Chris Canty	Dallas	2005
TE Owen Daniels	Houston	2006
OLB Elvis Dumervil	Denver	2006
<i>TE Dennis Pitta [IR]</i>	<i>Baltimore</i>	<i>2010</i>
G/C Gino Gradkowski	Baltimore	2012
FB Kyle Juszczyk	Baltimore	2013
<i>RB Lorenzo Taliaferro [IR]</i>	<i>Baltimore</i>	<i>2014</i>
<i>DE Brent Urban [IR]</i>	<i>Baltimore</i>	<i>2014</i>
5th ROUND (6)		
DE Pernell McPhee	Baltimore	2011
CB Chris Greenwood	Detroit	2012
<i>CB/RS Asa Jackson [IR]</i>	<i>Baltimore</i>	<i>2012</i>
DE Steven Means	Tampa Bay	2013
<i>G/T Rick Wagner [IR]</i>	<i>Baltimore</i>	<i>2013</i>
G/C John Urschel	Baltimore	2014
6th ROUND (5)		
P Sam Koch	Baltimore	2006
QB Tyrod Taylor	Baltimore	2011
<i>DT Christo Bilukidi [IR]</i>	<i>Oakland</i>	<i>2012</i>
G/C Ryan Jensen	Baltimore	2013
<i>DE Kapron Lewis-Moore [IR]</i>	<i>Baltimore</i>	<i>2013</i>
7th ROUND (4)		
RB Justin Forsett	Seattle	2008
DE Lawrence Guy	Green Bay	2011
DE DeAngelo Tyson	Baltimore	2012
WR Michael Campanaro	Baltimore	2014
UNDRAFTED (21)		
<i>CB Danny Gorrer [IR]</i>	<i>New Orleans</i>	<i>2009</i>
<i>LS Morgan Cox [IR]</i>	<i>Baltimore</i>	<i>2010</i>
CB Anthony Levine	Green Bay	2010
LB Albert McClellan	Baltimore	2010
S Jeromy Miles	Cincinnati	2010
S Darian Stewart	St. Louis	2010
WR Kamar Aiken	Buffalo	2011
LS Patrick Scales	Baltimore	2011
S Will Hill	NY Giants	2012
TE Phillip Supernaw	Houston	2012
K Justin Tucker	Baltimore	2012
WR Marlon Brown	Baltimore	2013
<i>LS Kevin McDermott [IR]</i>	<i>San Francisco</i>	<i>2013</i>
CB Rashaan Melvin	Tampa Bay	2013
S Brynden Trawick	Baltimore	2013
DT Casey Walker	Carolina	2013
<i>WR Jeremy Butler [IR]</i>	<i>Baltimore</i>	<i>2014</i>
T James Hurst	Baltimore	2014
<i>CB Tramain Jacobs [IR]</i>	<i>Baltimore</i>	<i>2014</i>
LB Zachary Orr	Baltimore	2014
RB Fitzgerald Toussaint	Baltimore	2014

2014 HONORS/MILESTONES

TE OWEN DANIELS

- Became the 35th TE in NFL history to gain 5,000 receiving yards.
- Posted a catch in his 103rd-consecutive regular season game played, tying Jason Witten for the longest active streak among NFL TEs.

OLB ELVIS DUMERVIL

- **Pro Bowl (fourth Selection)**
- **Associated Press First-Team All-Pro**
- **AFC Defensive Player of the Week (Week 14)**
- Recorded a franchise-record and career-high-tying 17 sacks (fourth time in his career he produced double-digit sacks). The 17 QB drops were the NFL's third-highest total, while his -127.5 sack yards ranked second and are also a franchise record.
- Combined with OLB Terrell Suggs (12) to form the NFL's top sack duo (a franchise-record 29 QB drops).

QB JOE FLACCO

- **AFC Offensive Player of the Week (Week 6)**
- **FedEx Air NFL Player of the Week (Week 6, Week 17)**
- Started all 16 games for the seventh-straight year, with his 112-consecutive starts ranking as the most in Ravens history.
- Became the fastest player in NFL history (since 1970 merger) to toss 5 TDs (16 minutes and 3 seconds into the game), producing a franchise-record 149.7 QB rating in the 48-17 win at TB (10/12/14).

RB JUSTIN FORSETT

- **Pro Bowl (first selection, after replacing Arian Foster)**
- **PFWA All-AFC Team**
- **AFC Offensive Player of the Week (Week 10, Week 12)**
- Led the NFL in yards per carry (5.4) among RBs, 20-plus yard rushes (17) and ranked fifth in rushing yards (1,266).
- Crossed the 1,000-yard rushing plateau for the first time in his career, while becoming the first Raven since Jamal Lewis (2003) to rush for 100 yards in three-consecutive games (games 10-12).
- Rushed for a career-high 182 yards (8.3 avg) and 2 TDs in the 34-27 win at NO (11/24/14), becoming the first player in team history to rush for at least 100 yards and 2 TDs in consecutive contests.

DT TIMMY JERNIGAN

- **PFWA All-Rookie Team**
- Played in 12 games and tallied 4 sacks (-27 yards), the most QB drops by a Ravens' rookie DT in franchise history.

WR JACOBY JONES

- **The Sporting News First-Team All-Pro**
- Highlighted by his third-career 108-yard KOR-TD, Jones ranked second in the NFL in KOR average (30.6).

P SAM KOCH

- Produced the NFL's No. 3 gross average (47.4) and No. 1 net average (43.3), setting the Ravens' single-season records for each category.
- Has played in 144-straight games, the longest streak by a Raven.



OLB ELVIS DUMERVIL



RB JUSTIN FORSETT

LB C.J. MOSLEY

- **Pro Bowl (first selection)**
- **Associated Press Second-Team All-Pro**
- **PFWA All-AFC Team**
- **PFWA All-Rookie Team**
- **NFL Defensive Rookie of the Month (October, December)**
- Earned the first Pro Bowl Honor of his career, becoming the first rookie in Ravens franchise history to reach the NFL's All-Star game.
- Was the NFL's only player to post at least 125 tackles, 3 sacks and 2 INTs, joining LBs Daryl Smith (2013) and Ray Lewis (1998, 1999, 2000 & 2001) as the only Ravens to accomplish the feat in a single season.

ILB DARYL SMITH

- Registered 127 tackles, 1 sack, 1 INT and 2 FFs, becoming one of just two NFL players (Lavonte David) to post at least 200 tackles, 5 sacks, 4 INTs and 4 FFs over the past two seasons (2013-14).
- Has totaled 27 PD over the past two seasons (2013-14), including 9 in 2014, the most among NFL linebackers.

WR STEVE SMITH SR.

- Became the 19th player in NFL history with 900-career receptions (915 entering 2015) and passed Hall of Fame WR Andre Reed (13,198) for 14th on the NFL's all-time receiving yards chart (13,262).
- Posted 5 receptions for 110 yards and 1 TD (a 56-yarder) in the 48-17 victory at TB (10/12/14), becoming the fourth player in NFL History (James Lofton - 1991, Jerry Rice - 1998, Joey Galloway - 2007) with 3 TD catches of 50-plus yards in a season at age 35 or older.
- Tied the Ravens' franchise record (Mark Clayton - 2006 and Michael Jackson - 1996) with four 100-yard receiving games.
- Smith Sr. (1,065 yards on 79 catches) hit the 1,000 mark for the eighth time in his career, marking the 11th 1k receiving season by a Raven.

WR TORREY SMITH

- Led the team with a career-high 11 TD catches, becoming the first Raven with double-digit receiving scores since 1996.

OLB TERRELL SUGGS

- Became just the 31st player in NFL history with 100-career sacks (106.5 for -760 yards entering 2015, both ranking first in franchise history).
- Produced 12 sacks, marking the sixth double-digit sack campaign of his 12-year career, and combined with OLB Elvis Dumervil (17) to form the NFL's top sack duo (a franchise record 29 QB drops).
- Tied a franchise record with sacks in five-consecutive games.
- Posted his 800th tackle (823 entering 2015, second most in team history).

K JUSTIN TUCKER

- Became the most accurate kicker in NFL history at 89.8% on 97-of-108 kicking (min. 100 attempts).
- Tucker (401 career points) became the second-fastest kicker in NFL history to reach the 400-point milestone, doing so in his 48th game (Hall of Famer Jan Stenerud did it in 47 games).

2014 GAME-BY-GAME OFFENSE

OFFENSE	9/7	9/11	9/21	9/28	10/5	10/12	10/19	10/26	11/2	11/9	11/24	11/30	12/7	12/14	12/21	12/28
	Cin.	Pit.	@Cle.	Car.	@Ind.	@TB	Atl.	@Cin.	@Pit.	Ten.	@NO	SD	@Mia.	Jax.	@Hou.	Cle.
Points	16	26	23	38	13	48	29	24	23	21	34	33	28	20	13	20
1st Qtr	0	7	3	0	0	28	7	0	7	0	7	10	0	7	0	0
2nd Qtr	0	3	7	21	3	10	10	6	3	7	7	6	7	3	0	3
3rd Qtr	7	7	7	7	0	7	3	8	0	7	10	7	7	7	7	0
4th Qtr	9	9	6	10	10	3	9	10	13	7	10	10	14	3	6	17
Overtime	0	0	0	0	0	0	0	0	0	0	0	0	0	0	0	0
TDs (Ru-P-Ret)	1-1-0	0-2-0	1-1-0	2-3-0	1-0-0	1-5-0	1-2-0	2-0-0	0-2-0	2-1-0	2-1-0	1-2-0	2-2-0	0-1-1	0-2-0	0-2-0
PATs (M/A)	1-1	2-2	2-2	5-5	1-1	6-6	3-3	1-1	2-2	3-3	4-4	3-3	4-4	2-2	1-1	2-2
2PT Convs (M/A)	0-1	0-0	0-0	0-0	0-0	0-0	0-0	1-1	0-1	0-0	0-0	0-0	0-0	0-0	0-1	0-0
FGs (M/A)	1-2	4-4	3-3	1-2	2-2	2-3	2-2	3-3	1-1	0-0	2-2	4-4	0-0	2-4	0-0	2-2
Safeties	0	0	0	0	0	0	0	0	0	0	0	0	0	0	0	0
First Downs	26	25	23	25	15	23	23	18	22	18	23	24	26	17	15	22
Rushing	8	9	12	7	4	9	8	8	2	8	12	6	11	3	1	5
Passing	16	11	8	15	9	13	12	9	18	10	9	13	15	11	11	14
Penalty	2	5	3	3	2	1	3	1	2	0	2	5	0	3	3	3
3rd Down Conv (M/A)	8-17	5-12	4-12	10-13	1-11	7-13	4-11	5-13	3-13	4-13	9-13	7-12	5-12	4-12	4-15	4-13
3rd Down Conv Pct	47.1%	41.7%	33.3%	76.9%	9.1%	53.8%	36.4%	38.5%	23.1%	30.8%	69.2%	58.3%	41.7%	33.3%	26.7%	30.8%
4th Down Conv (M/A)	1-2	1-1	0-1	0-0	1-3	0-0	1-1	1-3	2-2	1-1	0-0	0-0	1-1	0-0	0-2	0-1
4th Down Conv Pct	50.0%	100.0%	0.0%	0.0%	33.3%	0.0%	100.0%	33.3%	100.0%	100.0%	0.0%	0.0%	100.0%	0.0%	0.0%	0.0%
Total Net Yards	423	323	377	454	287	475	371	294	392	312	449	350	447	314	211	419
Total Off. Plays	85	65	64	61	57	64	62	61	67	62	57	63	65	56	68	65
Avg. Gain Per Play	5.0	5.0	5.9	7.4	5.0	7.4	6.0	4.8	5.0	5.0	7.9	5.6	6.9	5.6	3.1	6.4
Net Yards Rushing	94	157	160	127	90	169	123	107	63	151	215	125	183	93	33	129
Total Rushing Plays	20	36	33	30	15	35	36	26	18	34	32	32	31	26	16	28
Avg. Gain Per Rush	4.7	4.4	4.8	4.2	6.0	4.8	3.4	4.1	3.5	4.4	6.7	3.9	5.9	3.6	2.1	4.6
Net Yards Passing	329	166	217	327	197	306	248	187	269	161	234	225	264	221	178	290
Times Sacked	3	0	0	0	4	0	1	1	4	1	1	0	1	0	2	1
Yards Lost on Sacks	16	0	0	0	38	0	10	8	34	8	9	0	5	0	17	22
Gross Yards Passing	345	166	217	327	235	306	258	195	303	169	243	225	269	221	195	312
Pass Attempts	62	29	31	31	38	29	25	34	45	27	24	31	33	30	50	36
Pass Completions	35	21	19	22	22	21	16	17	30	16	18	19	25	20	21	22
Completion Pct	56.5%	72.4%	61.3%	71.0%	57.9%	72.4%	64.0%	50.0%	66.7%	59.3%	75.0%	61.3%	75.8%	66.7%	42.0%	61.1%
Avg. Gain Per Pass	5.1	5.7	7.0	10.5	4.7	10.6	9.5	5.3	5.5	5.8	9.4	7.3	7.8	7.4	3.4	7.8
Interceptions	1	0	0	0	1	0	2	2	1	0	0	0	1	0	3	0
Fumbles / Fum. Lost	2/1	0/0	0/0	0/0	2/2	1/1	1/1	1/0	1/1	1/0	1/1	1/0	0/0	1/1	1/0	2/0
Penalties	3	4	5	4	5	8	9	7	10	5	6	14	7	9	7	8
Penalty Yards	29	35	32	40	36	70	72	51	108	40	42	98	36	70	56	55
Punts	4	2	3	1	5	2	4	1	6	7	2	1	4	4	8	6
Gross Punting Average	42.3	55.0	50.7	39.0	48.4	59.5	39.3	50.0	42.5	45.3	63.0	39.0	45.3	50.8	50.4	46.5
Touchbacks	0	0	1	0	0	1	0	0	0	0	0	0	0	0	1	1
Inside20	2	0	1	1	3	1	2	0	5	4	2	0	0	2	1	2
Punts Blocked	0	0	0	0	0	0	0	0	0	0	0	0	0	0	0	0
Net Punting Average	31.0	48.5	44.0	39.0	47.0	46.0	37.8	44.0	42.5	43.9	59.5	39.0	42.3	47.3	44.9	40.7
Punt Returns	2	2	0	1	1	2	5	2	3	4	2	1	2	3	1	1
Punt Return Yards	2	47	0	18	0	15	25	17	32	24	0	10	8	49	45	0
Punt Return Avg.	1.0	23.5	0.0	18.0	0.0	7.5	5.0	8.5	10.7	6.0	0.0	10.0	4.0	16.3	45.0	0.0
Fair Catches	2	1	1	2	1	1	0	0	3	2	0	0	2	1	3	3
Kickoff Returns	4	0	0	0	2	2	2	5	5	1	2	7	4	1	4	3
Kickoff Return Yards	109	0	0	0	51	81	56	122	204	27	52	175	0	16	122	62
Kickoff Return Avg.	27.3	0.0	0.0	0.0	25.5	40.5	28.0	24.4	40.8	27.0	26.0	25.0	0.0	16.0	30.5	20.7
Time of Possession	29:30	35:08	30:55	30:24	21:17	32:14	33:13	29:16	28:34	30:47	30:15	30:11	30:18	28:18	25:02	29:17

2014 GAME-BY-GAME DEFENSE

DEFENSE	9/7	9/11	9/21	9/28	10/5	10/12	10/19	10/26	11/2	11/9	11/24	11/30	12/7	12/14	12/21	12/28
	Cin.	Pit.	@Cle.	Car.	@Ind.	@TB	Atl.	@Cin.	Pit.	Ten.	@NO	SD	@Mia.	Jax.	@Hou.	Cle.
Points	23	6	21	10	20	17	7	27	43	7	27	34	13	12	25	10
1st Qtr	6	0	7	0	3	0	0	7	0	7	7	7	10	6	3	0
2nd Qtr	9	3	0	7	3	0	0	0	22	0	10	3	0	6	13	3
3rd Qtr	0	3	14	3	7	10	0	10	0	0	0	3	0	0	3	7
4th Qtr	8	0	0	0	7	7	7	10	21	0	10	21	3	0	6	0
Overtime	0	0	0	0	0	0	0	0	0	0	0	0	0	0	0	0
TDs (Ru-P-Ret)	0-1-0	0-0-0	2-1-0	0-1-0	1-1-0	0-2-0	0-1-0	3-0-0	0-6-0	0-1-0	0-3-0	1-3-0	0-1-0	0-0-0	0-1-0	1-0-1
PATs (M/A)	1-1	0-0	3-3	1-1	2-2	2-2	1-1	3-3	5-5	1-1	3-3	4-4	1-1	0-0	1-1	1-1
2PT Convs (M/A)	1-1	0-0	0-0	0-0	0-0	0-0	0-0	0-0	1-1	0-0	0-0	0-0	0-0	0-0	0-0	0-0
FGs (M/A)	5-6	2-2	0-2	1-1	2-2	1-2	0-0	2-2	0-0	0-0	2-2	2-2	2-2	4-5	6-6	1-1
Safeties	0	0	0	0	0	0	1	0	0	0	0	0	0	0	0	0
First Downs	16	17	19	20	26	22	16	19	22	14	26	31	16	13	18	16
Rushing	4	5	6	2	6	5	4	8	4	3	3	5	5	4	8	3
Passing	11	11	11	16	19	14	11	10	13	11	20	20	10	9	9	10
Penalty	1	1	2	2	1	3	1	1	5	0	3	6	1	0	1	3
3rd Down Conv (M/A)	4-14	6-12	5-11	10-15	7-15	2-12	4-15	8-14	6-14	4-12	5-12	9-11	4-12	5-18	7-21	3-13
3rd Down Conv Pct	28.6%	50.0%	45.5%	66.7%	46.7%	16.7%	26.7%	57.1%	42.9%	33.3%	41.7%	81.8%	33.3%	27.8%	33.3%	23.1%
4th Down Conv (M/A)	0-0	0-0	0-0	0-0	0-1	0-2	1-3	1-1	1-1	0-0	0-1	0-0	0-1	1-3	0-0	1-1
4th Down Conv Pct	0.0%	0.0%	0.0%	0.0%	0.0%	0.0%	33.3%	100.0%	100.0%	0.0%	0.0%	0.0%	0.0%	33.3%	0.0%	100.0%
Total Net Yards	380	301	375	315	422	364	254	350	376	210	525	440	249	248	313	259
Total Off. Plays	64	57	55	62	80	67	65	64	65	54	70	65	55	69	81	61
Avg. Gain Per Play	5.9	5.3	6.8	5.1	5.3	5.4	3.9	5.5	5.8	3.9	7.5	6.8	4.5	3.6	3.9	4.2
Net Yards Rushing	79	99	91	67	117	87	68	111	55	67	126	64	63	82	123	109
Total Rushing Plays	26	18	29	26	30	18	16	34	25	22	21	18	16	23	38	29
Avg. Gain Per Rush	3.0	5.5	3.1	2.6	3.9	4.8	4.3	3.3	2.2	3.0	6.0	3.6	3.9	3.6	3.2	3.8
Net Yards Passing	301	202	284	248	305	277	186	239	321	143	399	376	186	166	190	150
Times Sacked	0	2	1	2	1	5	5	2	3	5	4	2	6	8	0	4
Yards Lost on Sacks	0	15	6	20	7	37	42	27	19	36	21	7	41	63	0	27
Gross Yards Passing	301	217	290	268	312	314	228	266	340	179	420	383	227	229	190	177
Pass Attempts	38	37	25	34	49	44	44	28	37	27	45	45	33	38	43	28
Pass Completions	25	22	19	20	32	24	29	21	25	16	35	34	23	22	21	14
Completion Pct	65.8%	59.5%	76.0%	58.8%	65.3%	54.5%	65.9%	75.0%	67.6%	59.3%	77.8%	75.6%	69.7%	57.9%	48.8%	50.0%
Avg. Gain Per Pass	7.9	5.2	10.9	6.9	6.1	5.7	3.8	8.0	8.0	4.5	8.1	8.0	4.8	3.6	4.4	4.7
Interceptions	0	1	0	0	2	1	0	1	0	1	1	1	0	1	1	1
Fumbles / Fum. Lost	0-0	2/2	1/0	2/1	3/2	0/0	1/1	2/1	1/1	2/1	1/0	1/1	2/0	0/0	1/0	1/1
Penalties	4	9	12	7	6	5	7	6	7	9	5	8	6	5	7	7
Penalty Yards	45	75	94	59	83	43	76	40	67	67	50	91	30	60	69	58
Punts	4	4	4	4	3	5	5	3	6	8	3	1	5	5	8	7
Gross Punting Average	37.8	45.8	45.0	48.5	47.7	37.2	47.8	52.0	41.8	51.8	48.7	54.0	51.4	53.4	45.1	43.9
Touchbacks	0	0	1	1	0	0	0	0	0	0	0	0	1	1	2	0
Inside20	3	1	1	0	2	0	1	1	0	0	1	0	3	1	3	1
Punts Blocked	0	0	0	0	0	0	0	0	0	0	0	0	0	1	0	0
Net Punting Average	37.3	34.0	40.0	39.0	47.7	34.2	42.8	46.3	36.5	48.8	48.7	44.0	45.8	33.0	34.5	43.9
Punt Returns	1	2	1	0-0	3	1	1	1	0	2	1	1	3	2	4	1
Punt Return Yards	45	13	0	0	7	7	6	6	0	10	7	0	12	14	24	15
Punt Return Avg.	45.0	6.5	0.0	0.0	2.3	7.0	6.0	6.0	0.0	5.0	7.0	0.0	4.0	7.0	6.0	15.0
Fair Catches	3	0	0	0	2	0	0	0	4	1	0	0	1	1	1	1
Kickoff Returns	0	1	1	1	1	3	3	3	1	2	1	2	2	3	0	2
Kickoff Return Yards	0	11	31	23	25	72	55	93	29	43	20	48	61	50	0	40
Kickoff Return Avg.	0.0	11.0	31.0	23.0	25.0	24.0	18.3	31.0	29.0	21.5	20.0	24.0	30.5	16.7	0.0	20.0
Time of Possession	30:30	24:52	29:05	29:36	38:43	27:46	26:47	30:44	31:26	29:13	29:45	29:49	29:42	31:42	34:58	30:43



2014 POSTSEASON GAME-BY-GAME

	OFFENSE		DEFENSE	
	1/3/15	1/10/15	1/3/15	1/10/15
	WC @Pit.	Div. @NE	WC @Pit.	Div. @NE
PPoints	30	31	17	35
1st Qtr	0	14	3	7
2nd Qtr	10	7	6	7
3rd Qtr	10	7	0	14
4th Qtr	10	3	8	7
Overtime	0	0	0	0
TDs (Ru-P-Ret)	1-2-0	0-4-0	0-1-0	1-4-0
PATs (M/A)	3-3	4-4	0-0	5-5
2PT Convs (M/A)	0-0	0-0	0-1	0-0
FGs (M/A)	3-3	1-1	3-3	0-0
Safeties	1	0	0	0
First Downs	19	28	22	29
Rushing	5	10	5	4
Passing	11	16	15	22
Penalty	3	2	2	3
3rd Down Conv (M/A)	4-11	1-9	5-16	6-11
3rd Down Conv Pct	36.4%	11.1%	31.3%	54.5%
4th Down Conv (M/A)	1-1	3-3	2-3	0-0
4th Down Conv Pct	100.0%	100.0%	66.7%	0.0%
Total Net Yards	295	428	387	422
Total Off. Plays	55	73	72	66
Avg. Gain Per Play	5.4	5.9	5.4	6.4
Net Yards Rushing	49	136	68	14
Total Rushing Plays	25	28	19	13
Avg. Gain Per Rush	2.0	4.9	3.6	1.1
Net Yards Passing	246	292	319	408
Times Sacked	1	0	5	2
Yards Lost on Sacks	13	0	37	10
Gross Yards Passing	259	292	356	418
Pass Attempts	29	45	48	51
Pass Completions	18	28	33	34
Completion Pct	62.1%	62.2%	68.8%	66.7%
Avg. Gain Per Pass	8.2	6.5	6.0	7.7
Interceptions	0	2	2	1
Fumbles / Fum. Lost	2-1	1/0	2/1	2/0
Penalties	2	7	8	7
Penalty Yards	14	65	114	60
Punts	2	4	3	5
Gross Punting Average	49.0	50.3	38.3	37.8
Touchbacks	0	0	0	0
Inside20	0	0	2	1
Punts Blocked	1	0	0	0
Net Punting Average	24.5	39.0	38.3	32.8
Punt Returns	0	4	0	3
Punt Return Yards	0	25	0	45
Punt Return Avg.	0.0	6.3	0.0	15.0
Fair Catches	2	0	0	0
Kickoff Returns	5	6	4	5
Kickoff Return Yards	117	148	78	125
Kickoff Return Avg.	23.4	24.7	19.5	25.0
Time of Possession	24:43	32:39	35:17	27:21



GAME 1: BENGALS 23, RAVENS 16

Baltimore (0-1) - Cincinnati (1-0)

Sunday, September 7, 2014 - 1:02 PM ET - M&T Bank Stadium - Baltimore

Weather: 74°, Partly Cloudy, Wind N 8 mph - Attendance: 70,925 - Time: 3:14



After fighting back to earn a 16-15 advantage with 5:46 left in the game, the Ravens were stunned by the visiting Bengals when QB Andy Dalton hit WR A.J. Green with a 77-yard TD throw to give Cincinnati the opening-day victory. Green's TD came just 48 seconds after the Ravens took the fourth-quarter advantage when QB Joe Flacco heaved an 80-yard TD throw to WR Steve Smith Sr. (That was the longest throw of Flacco's career and tied the longest for Smith Sr.) Baltimore survived a shaky first half, holding the Bengals out of the end zone while the offense struggled. K Mike Nugent's 5 field goals (49, 22, 28, 46 and 38 yards) gave the Bengals a 15-0 halftime advantage. The Ravens' best opportunity to score in the opening two quarters came at the end of the first half, but Flacco was sacked at the Bengals' 19 as time expired. Cincinnati held the ball for more than 20 of the first 30 minutes. Ravens RB Justin Forsett, who rushed for 70 yards, put his team on the board in the third quarter with 13-yard TD scamper. K Justin Tucker's 38-yard FG brought the Ravens within 5 at 15-10 at the 10:28 mark of the fourth period. After the Ravens forced a punt, Flacco scrambled left to hit the sprinting Smith Sr. for the TD. Smith Sr. was caught inside the 10-yard line, but threw down the defender to the ground and continued to the end zone. The 2-point conversion failed. On the ensuing second play from scrimmage, Dalton hit the streaking Green for the decisive TD. Dalton threw to WR Mohamed Sanu for the 2-point conversion to make the final margin 23-16. Battling to the end, the Ravens drove from their own 12 to the Bengals' 16 when Flacco was sacked on consecutive plays to finish Baltimore's opportunities. The two QBs combined for 100 passes with Dalton completing 25 of 38 for 308 yards and Flacco throwing 62 times and connecting on 35 of those for 345 yards. Green finished with six catches for 131 yards, while TE Dennis Pitta grabbed 10 for 83, and Smith Sr. had seven for 118.

CINCINNATI BENGALS (Head Coach: Marvin Lewis)

OFFENSE			DEFENSE		
WR	18	A. Green	LDE	96	C. Dunlap
LT	77	A. Whitworth	NT	94	D. Peko
LG	65	C. Boling	DT	97	G. Atkins
C	61	R. Bodine	RDE	95	W. Gilberry
RG	68	K. Zeitler	SLB	59	E. Lamur
RT	71	A. Smith	MLB	58	R. Maulaluga
TE	84	J. Gresham	WLB	55	V. Burfict
TE	85	T. Eifert	LCB	23	T. Newman
WR	12	M. Sanu	RCB	29	L. Hall
QB	14	A. Dalton	SS	43	G. Iloka
RB	25	G. Bernard	FS	20	R. Nelson

BALTIMORE RAVENS (Head Coach: John Harbaugh)

OFFENSE			DEFENSE		
WR	82	T. Smith	DT	92	H. Ngata
WR	89	S. Smith Sr.	DE	98	B. Williams
LT	60	E. Monroe	DE	99	C. Canty
LG	72	K. Osemele	OLB	55	T. Suggs
C	53	J. Zuttah	ILB	57	C. Mosley
RG	73	M. Yanda	ILB	51	D. Smith
RT	71	R. Wagner	SAM	91	C. Upshaw
TE	88	D. Pitta	LCB	23	C. Brown
FB	44	K. Juszczyk	FS	24	D. Stewart
QB	5	J. Flacco	SS	26	M. Elam
RB	30	B. Pierce	RCB	22	J. Smith

GAME SUMMARY

	1	2	3	4	OT	TOTAL	FIELD GOALS (MADE) & MISSED
CINCINNATI	6	9	0	8	-	23	M. Nugent (49, 22, 28, 46, 38) 45B
BALTIMORE	0	0	7	9	-	16	J. Tucker (38) 55 WR

TEAM	QTR	TIME	PLAY DESCRIPTION (extra point)	DRIVE	SCORE
Bengals	1	10:25	M. Nugent 49 yd. Field Goal	11-49, 4:35	3-0
Bengals	1	1:25	M. Nugent 22 yd. Field Goal	6-25, 2:42	6-0
Bengals	2	10:13	M. Nugent 28 yd. Field Goal	11-55, 4:40	9-0
Bengals	2	4:36	M. Nugent 46 yd. Field Goal	8-27, 3:15	12-0
Bengals	2	2:07	M. Nugent 38 yd. Field Goal	4-3, 2:23	15-0
Ravens	3	2:20	J. Forsett 13 yd. run (J. Tucker kick)	10-82, 4:25	15-7
Ravens	4	10:28	J. Tucker 38 yd. Field Goal	14-48, 5:23	15-10
Ravens	4	5:46	S. Smith 80 yd. pass from J. Flacco (run failed)	6-92, 2:43	15-16
Bengals	4	4:58	A. Green 77 yd. pass from A. Dalton (A. Dalton-M. Sanu pass)	2-80, 0:48	23-16

OFFICIALS – Referee: Gene Steratore (114), Umpire: Bruce Stritesky (102), Head Linesman: Wayne Mackie (106), Line Judge: Gary Arthur (108), Side Judge: Mike Weatherford (116), Field Judge: Bob Waggoner (25), Back Judge: Dino Paganelli (105)

TEAM STATISTICS

	BENGALS	RAVENS
First Downs	16 (4-11-1)	26 (8-16-2)
Third Downs	4-14 (29%)	8-17 (47%)
Fourth Downs	0-0 (0%)	1-2 (50%)
Total Net Yards	380	423
Plays – Average	64-5.9	85-5.0
Net Yds Rushing	79	94
Rushes – Average	26-3.0	20-4.7
Net Yards Passing	301	329
Att. – Yds Lost – Gross Pass.	0-0-301	1-4-345
Passes Att. – Comp. – INT	38-25-0	62-35-1
Red Zone	0-2 (0%)	1-3 (33%)
Goal-to-Go	0-1 (0%)	0-0 (0%)
Punts – Avg.	4-37.8	4-42.3
Penalties – Yards	4-45	3-29
Fumbles – Lost	0-0	2-1
Time of Possession	30:30	29:30

INDIVIDUAL STATISTICS

BENGALS										RAVENS															
RUSHING					ATT	YDS	AVG	LG	TD	RUSHING					ATT	YDS	AVG	LG	TD						
G. Bernard					14	48	3.4	16	0	J. Forsett					11	70	6.4	13	1						
J. Hill					4	19	4.8	8	0	B. Pierce					6	17	2.8	6	0						
A. Green					1	5	5.0	5	0	J. Flacco					3	7	2.3	3	0						
M. Sanu					1	4	4.0	4	0	Total					20	94	4.7	13	1						
A. Dalton					6	3	0.5	3	0	PASSING					ATT	CMP	YDS	SK/YD	TD	LG	IN	RT			
Total					26	79	3.0	16	0	J. Flacco					62	35	345	3/16	1	80	1	71.0			
PASSING					ATT	CMP	YDS	SK/YD	TD	LG	IN	RT	Total					62	35	345	3/16	1	80	1	71.0
A. Dalton					38	25	301	0/0	1	77	0	98.7	RECEIVING					REC	YDS	AVG	LG	TD			
Total					38	25	301	0/0	1	77	0	98.7	A. Green					6	131	21.8	77	1			
RECEIVING					REC	YDS	AVG	LG	TD	G. Bernard					6	62	10.3	32	0						
A. Green					6	131	21.8	77	1	M. Sanu					4	36	9.0	13	0						
G. Bernard					6	62	10.3	32	0	B. Tate					4	19	4.8	7	0						
M. Sanu					4	36	9.0	13	0	T. Eifert					3	37	12.3	20	0						
B. Tate					4	19	4.8	7	0	J. Gresham					2	16	8.0	12	0						
T. Eifert					3	37	12.3	20	0	Total					25	301	12.0	77	1						
J. Gresham					2	16	8.0	12	0	INTERCEPTIONS					NO	YDS	AVG	LG	TD						
Total					25	301	12.0	77	1	E. Lamur					1	1	1.0	1	0						
INTERCEPTIONS					NO	YDS	AVG	LG	TD	Total					1	1	1.0	1	0						
E. Lamur					1	1	1.0	1	0	SACKS					None										
Total					1	1	1.0	1	0	SACKS					W. Gilberry 1.5-8.5, R. Nelson 0.5-3.5										
SACKS					None					TACKLES (TOP 3)					E. Lamur 11 (5 solo), R. Nelson 10 (7 solo), A. Jones 6 (4 solo), T. Newman 6 (4 solo)										
TACKLES (TOP 3)					E. Lamur 11 (5 solo), R. Nelson 10 (7 solo), A. Jones 6 (4 solo), T. Newman 6 (4 solo)					TACKLES (TOP 3)					D. Stewart 9 (4 solo), D. Smith 9 (4 solo), C. Mosley 6 (4 solo)										



GAME 4: RAVENS 38, PANTHERS 10

Baltimore (3-1) • Carolina (2-2)

Sunday, September 28, 2014 • 1:02 PM ET • M&T Bank Stadium • Baltimore
Weather: 78°, Sunny, Wind S 4 mph • Attendance: 71,218 • Time: 2:55



QB Joe Flacco threw 3 touchdown passes, including 2 to WR Steve Smith Sr., in the Ravens' 38-10 romp over the Carolina Panthers at M&T Bank Stadium. Smith Sr., facing the team for which he played the previous 13 seasons, grabbed 7 receptions for 139 yards. (Smith Sr., 35, became the oldest player in NFL history to produce over 400 yards in the first four games of a season – 429 on 25 catches.) The Ravens produced a season-high 454 yards, which included Flacco's 22-of-31 performance for 327 yards and a Ravens' franchise-record 137.4 QB rating. After a scoreless first quarter that saw the Panthers hold the ball for 11:05, the Ravens jumped to a 7-0 lead on a Flacco-to-Smith Sr. 61-yard TD throw. Smith caught the ball after it deflected off the hand of TE Owen Daniels. Carolina tied the game at 7-7 when QB Cam Newton (14-of-25 for 197 yards) threw a 28-yard TD strike to rookie WR Kelvin Benjamin. Baltimore then jumped to a 21-7 halftime lead after RB Justin Forsett scored on an 11-yard sprint, and Smith Sr. caught his second TD pass (21 yards) of the game. The Ravens extended the lead to 28-7 in the third quarter on a Flacco-to-WR Torrey Smith 24-yard TD. A K Graham Gano 37-yard field goal closed the gap to 28-10 before the Ravens produced 10 more points in the fourth quarter (RB Lorenzo Taliaferro's 1-yard run and K Justin Tucker's 30-yard field goal). Flacco was not sacked for the third-straight game, and the Ravens ran for 127 yards (66 by Forsett and 58 by Taliaferro). Baltimore set a team mark for third-down conversions, converting 10 of 13 (76.9%). The Ravens improved to 12-1 at home vs. the NFC during the Harbaugh/Flacco Era (2008-14), while Baltimore improved to 21-2 in home games against the NFC from 2002-14.

CAROLINA PANTHERS (Head Coach: Ron Rivera)

OFFENSE		DEFENSE	
WR 82	J. Cotchery	LE 95	C. Johnson
LT 77	B. Bell	DT 91	C. Cole
LG 66	A. Silatolu	DT 98	S. Lotulelei
C 67	R. Kalil	RE 96	W. Horton
RG 75	F. Velasco	SLB 56	A. Klein
RT 78	N. Chandler	MLB 59	L. Kuechly
TE 88	G. Olsen	WLB 93	C. Blackburn
TE 84	E. Dickson	LCB 20	A. Cason
WR 13	K. Benjamin	RCB 23	M. White
QB 1	C. Newton	SS 41	R. Harper
RB 34	D. Williams	FS 21	T. DeCoud

BALTIMORE RAVENS (Head Coach: John Harbaugh)

OFFENSE		DEFENSE	
WR 82	T. Smith	DT 92	H. Ngata
WR 89	S. Smith Sr.	NT 98	B. Williams
LT 74	J. Hurst	DE 99	C. Canty
LG 72	K. Osemele	OLB 55	T. Suggs
C 53	J. Zuttah	ILB 57	C. Mosley
RG 73	M. Yanda	ILB 51	D. Smith
RT 71	R. Wagner	SAM 91	C. Upshaw
TE 81	O. Daniels	LCB 25	A. Jackson
QB 5	J. Flacco	FS 24	D. Stewart
FB 44	K. Juszczyk	SS 26	M. Elam
RB 29	J. Forsett	RCB 22	J. Smith

GAME SUMMARY

	1	2	3	4	OT	TOTAL	FIELD GOALS (MADE) & MISSED	
CAROLINA	0	7	3	0	-	10	G. Gano (37)	
BALTIMORE	0	21	7	10	-	38	J. Tucker (30) 57WL	

TEAM	QTR	TIME	PLAY DESCRIPTION (extra point)	DRIVE	SCORE
Ravens	2	13:12	S. Smith 61 yd. pass from J. Flacco (J. Tucker kick)	5-80, 2:30	0-7
Panthers	2	8:35	K. Benjamin 30 yd. ard pass from C. Newton (G. Gano kick)	10-80, 4:37	7-7
Ravens	2	5:22	J. Forsett 11 yd. run (J. Tucker kick)	8-80, 3:13	7-14
Ravens	2	1:53	S. Smith 21 yd. pass from J. Flacco (J. Tucker kick)	7-68, 2:36	7-21
Ravens	3	9:51	T. Smith 24 yd. pass from J. Flacco (J. Tucker kick)	10-80, 5:09	7-28
Panthers	3	3:30	G. Gano 37 yd. Field Goal	12-64, 6:21	10-28
Ravens	4	11:34	L. Taliaferro 1 yd. run (J. Tucker kick)	12-80, 6:56	10-35
Ravens	4	3:33	J. Tucker 30 yd. Field Goal	9-37, 5:50	10-38

OFFICIALS – Referee: Craig Wrolstad (4), Umpire: Roy Ellison (81), Head Linesman: Mark Hittner (28), Line Judge: Tim Podraza (47), Side Judge: Jeff Lamberth (21), Field Judge: Steve Zimmer (33), Back Judge: Lee Dyer (27)

TEAM STATISTICS

	PANTHERS	RAVENS
First Downs	20 (2-16-2)	25 (7-15-3)
Third Downs	10-15 (67%)	10-13 (77%)
Fourth Downs	0-0 (0%)	0-0 (0%)
Total Net Yards	315	454
Plays – Average	62-5.1	61-7.4
Net Yds Rushing	67	127
Rushes – Average	26-2.6	30-4.2
Net Yards Passing	248	327
Att. – Yds Lost – Gross Pass.	2-20-268	0-0-327
Passes Att. – Comp. – INT	34-20-0	31-22-0
Red Zone	0-3 (0%)	2-3 (67%)
Goal-to-Go	0-1 (0%)	1-1 (100%)
Punts – Avg.	4-48.5	1-39.0
Penalties – Yards	7-59	4-40
Fumbles – Lost	2-1	1-0
Time of Possession	29:36	30:24

INDIVIDUAL STATISTICS

PANTHERS						RAVENS											
RUSHING	ATT	YDS	AVG	LG	TD	RUSHING	ATT	YDS	AVG	LG	TD						
D. Williams	11	34	3.1	7	0	J. Forsett	14	66	4.7	21	1						
D. Reaves	12	26	2.2	5	0	L. Taliaferro	15	58	3.9	23	1						
C. Newton	2	7	3.5	7	0	J. Flacco	1	3	3.0	3	0						
T. Poole	1	0	0.0	0	0	Total	30	127	4.2	23	2						
Total	26	67	2.6	7	0	PASSING	ATT	CMP	YDS	SK/YD	TD	LG	IN	RT			
PASSING	ATT	CMP	YDS	SK/YD	TD	LG	IN	RT	PASSING	ATT	CMP	YDS	SK/YD	TD	LG	IN	RT
C. Newton	25	14	197	2/20	1	30	0	94.9	J. Flacco	31	22	327	0/0	3	61	0	137.4
D. Anderson	9	6	71	0/0	0	18	0	90.5	Total	31	22	327	0/0	3	61	0	137.4
Total	34	20	268	2/20	1	30	0	93.8	Total	31	22	327	0/0	3	61	0	137.4
RECEIVING	REC	YDS	AVG	LG	TD	RECEIVING	REC	YDS	AVG	LG	TD						
J. Cotchery	5	80	16.0	30	0	S. Smith Sr.	7	139	19.9	61	2						
K. Benjamin	5	76	15.2	28	1	O. Daniels	4	43	10.8	14	0						
D. Reaves	3	11	3.7	10	0	J. Forsett	3	31	10.3	17	0						
C. Brown	2	35	17.5	18	0	M. Brown	3	31	10.3	15	0						
G. Olsen	2	30	15.0	17	0	T. Smith	2	53	26.5	29	1						
J. Avant	2	24	12.0	15	0	K. Juszczyk	2	8	4.0	6	0						
B. Bersin	1	12	12.0	12	0	K. Aiken	1	22	22.0	22	0						
Total	20	268	13.4	30	1	Total	22	327	14.9	61	3						
INTERCEPTIONS	NO	YDS	AVG	LG	TD	INTERCEPTIONS	NO	YDS	AVG	LG	TD						
None						None											
Total	0	0	0	0	0	Total	0	0	0	0	0						
SACKS	None						SACKS	E. Dumervil 1.5-14, T. Suggs 0.5-6									
TACKLES (TOP 3)	L. Kuechly 12 (6 solo), T. DeCoud 7 (4 solo), A. Klein 7 (4 solo), R. Harper 7 (2 solo)						TACKLES (TOP 3)	C. Mosley 11 (7 solo), D. Smith 8 (4 solo), D. Stewart 5 (5 solo)									



GAME 5: COLTS 20, RAVENS 13

Baltimore (3-2) • Indianapolis (3-2)

Sunday, October 5, 2014 • 1:03 PM ET • Lucas Oil Stadium • Indianapolis
 Weather: 53°, Cloudy, Wind S 14 mph • Attendance: 65,258 • Time: 3:08



The Ravens' three-game winning streak came to an end in Indianapolis when the Colts held on for a 20-13 victory. Baltimore QB Joe Flacco, who had not been sacked in three-consecutive games, was taken down four times, one more than he was sacked in the season's initial four contests. The Ravens converted just one of 11 third-down conversions, while the Colts held the ball for nearly 39 minutes of the game. Indy QB Andrew Luck threw 1 TD pass and ran for another, finishing the game with 32 completions on 49 attempts for 312 yards and 2 INTs (DT Haloti Ngata and ILB C.J. Mosley). WR Steve Smith Sr. fumbled on the Ravens' first play of the game, leading to a 38-yard K Adam Vinatieri FG and a 3-0 Colts' lead. Early in the second quarter, the Ravens had a third-and-1 at the Colts' 3-yard line, where Indianapolis stopped Baltimore on consecutive plays. Luck then directed a 20-play drive that ended with another Vinatieri FG (34 yards) and a 6-0 lead. K Justin Tucker's 52-yard FG at the end of the first half made the score 6-3. A third-quarter Luck-to-TE Dwayne Allen 13-yard TD gave the Colts a 13-3 advantage. Tucker's 27-yard FG brought the Ravens within a TD (13-6) early in the fourth quarter. Luck once again navigated a long (80 yards) drive that ended with the athletic QB sprinting 13 yards for a score (20-6). The Ravens roared back with an 11-yard RB Justin Forsett TD run that made the score 20-13 with 7:16 left in the final quarter. There were 7 turnovers in the game, 4 by the Colts and 3 by Baltimore. Flacco was 22-of-38 for 235 yards with 1 INT. Forsett rushed 6 times for 42 yards and caught 7 passes for 55 more. Colts WR T.Y. Hilton caught 9 for 90 yards, while WR Reggie Wayne added 7 catches for 77 yards. RB Ahmad Bradshaw carried the ball 15 times for 68 yards.

BALTIMORE RAVENS (Head Coach: John Harbaugh)

OFFENSE			DEFENSE		
WR	82	T. Smith	DT	92	H. Ngata
WR	89	S. Smith Sr.	DE	98	B. Williams
LT	74	J. Hurst	DE	93	D. Tyson
LG	72	K. Osemele	OLB	55	T. Suggs
C	53	J. Zuttah	ILB	57	C. Mosley
RG	73	M. Yanda	ILB	51	D. Smith
RT	71	R. Wagner	SAM	91	C. Upshaw
TE	81	O. Daniels	LCB	25	A. Jackson
FB	44	K. Juszczyk	FS	24	D. Stewart
QB	5	J. Flacco	SS	26	M. Elam
RB	29	J. Forsett	RCB	22	J. Smith

INDIANAPOLIS COLTS (Head Coach: Chuck Pagano)

OFFENSE			DEFENSE		
WR	87	R. Wayne	DE	90	C. Redding
LT	74	A. Castonzo	NT	95	M. Hughes
LG	60	L. Louis	DT	99	R. Jean Francois
C	72	J. Harrison	SLB	93	E. Walden
RG	69	H. Thornton	MIKE	52	D. Jackson
RT	78	G. Cherilus	WILL	50	J. Freeman
TE	83	D. Allen	RUSH	92	B. Werner
WR	13	T. Hilton	LCB	28	G. Toler
QB	12	A. Luck	SS	29	M. Adams
TE	80	C. Fleener	FS	38	S. Brown
RB	34	T. Richardson	RCB	21	V. Davis

GAME SUMMARY

	1	2	3	4	OT	TOTAL	FIELD GOALS (MADE) & MISSED
BALTIMORE	0	3	0	10	-	13	J. Tucker (52, 27)
INDIANAPOLIS	3	3	7	7	-	20	A. Vinatieri (38, 34)

TEAM	QTR	TIME	PLAY DESCRIPTION (extra point)	DRIVE	SCORE
Colts	1	9:44	A. Vinatieri 38 yd. Field Goal	4-2, 0:49	0-3
Colts	2	0:35	A. Vinatieri 34 yd. Field Goal	20-70, 9:30	0-6
Ravens	2	0:00	J. Tucker 52 yd. Field Goal	6-47, 0:35	3-6
Colts	3	10:33	D. Allen 6 yd. pass from A. Luck (A. Vinatieri kick)	7-33, 2:47	3-13
Ravens	4	13:56	J. Tucker 27 yd. Field Goal	4-3, 0:47	6-13
Colts	4	8:56	A. Luck 13 yd. run (A. Vinatieri kick)	8-80, 5:00	6-20
Ravens	4	7:16	J. Forsett 11 yd. run (J. Tucker kick)	4-80, 1:40	13-20

OFFICIALS – Referee: Walt Anderson (66), Umpire: Jeff Rice (44), Head Linesman: Steve Stelljes (22), Line Judge: Byron Boston (18), Side Judge: Greg Meyer (78), Field Judge: Eugene Hall (103), Back Judge: Terrence Miles (111)

TEAM STATISTICS

	RAVENS	COLTS
First Downs	15 (4-9-2)	26 (6-19-1)
Third Downs	1-11 (9%)	7-15 (47%)
Fourth Downs	1-3 (33%)	0-1 (0%)
Total Net Yards	287	422
Plays – Average	57-5.0	80-5.3
Net Yds Rushing	90	117
Rushes – Average	15-6.0	30-3.9
Net Yards Passing	197	305
Att. – Yds Lost – Gross Pass.	4-38-235	1-7-312
Passes Att. – Comp. – INT	38-22-1	49-32-2
Red Zone	1-3 (33%)	2-5 (40%)
Goal-to-Go	0-0 (0%)	1-4 (25%)
Punts – Avg.	5-48.4	3-47.7
Penalties – Yards	5-36	6-83
Fumbles – Lost	2-2	3-2
Time of Possession	21:17	38:43

INDIVIDUAL STATISTICS


RAVENS											COLTS										
RUSHING											RUSHING										
J. Forsett	6	42	7.0	29	1	A. Bradshaw	15	68	4.5	20	0										
B. Pierce	4	30	7.5	13	0	T. Richardson	9	37	4.1	14	0										
L. Taliaferro	5	18	3.6	9	0	A. Luck	6	12	2.0	13	1										
Total	15	90	6.0	29	1	Total	30	117	3.9	20	1										
PASSING											PASSING										
J. Flacco	38	22	235	4/38	0	30	1	65.1	A. Luck	49	32	312	1/7	1	30	2	72.8				
Total	38	22	235	4/38	0	30	1	65.1	Total	49	32	312	1/7	1	30	2	72.8				
RECEIVING											RECEIVING										
J. Forsett	7	55	7.9	26	0	T. Hilton	9	90	10.0	21	0										
O. Daniels	5	70	14.0	18	0	R. Wayne	7	77	11.0	28	0										
S. Smith Sr.	5	34	6.8	17	0	D. Allen	4	59	14.8	28	1										
T. Smith	3	38	12.7	20	0	A. Bradshaw	4	17	4.3	11	0										
J. Jones	1	30	30.0	30	0	T. Richardson	4	10	2.5	6	0										
K. Aiken	1	8	8.0	8	0	H. Nicks	3	29	9.7	16	0										
Total	22	235	10.7	30	0	Total	32	312	9.8	30	1										
INTERCEPTIONS											INTERCEPTIONS										
C. Mosley	1	18	18.0	18	0	V. Davis	1	29	29.0	29	0										
H. Ngata	1	3	3.0	3	0	Total	1	29	29.0	29	0										
Total	2	21	10.5	18	0	Total	1	29	29.0	29	0										
SACKS											SACKS										
P. McPhee	1-7										B. Werner	2-15, C. Redding 1-12, S. Brown 1-11									
TACKLES (TOP 3)											TACKLES (TOP 3)										
C. Mosley	14 (8 solo), D. Smith 8 (4 solo), L. Webb 6 (6 solo)										J. Freeman	7 (5 solo), B. Werner 6 (4 solo), D. Jackson 6 (2 solo)									



GAME 6: RAVENS 48, BUCCANEERS 17

Baltimore (4-2) • Tampa Bay (1-5)

Sunday, October 12, 2014 • 1:02 PM ET • Raymond James Stadium • Tampa Bay
Weather: 84°, Cloudy, Wind NE 6 mph • Attendance: 60,041 • Time: 3:01



The Ravens scored on their first six possessions, taking a 38-0 second-quarter lead in a 48-17 romp over the host Buccaneers. QB Joe Flacco threw touchdown passes at the end of each of the Ravens' first 5 possessions to become the fastest (16 minutes and 3 seconds) QB in NFL history to toss a quintet of TDs at the start of a game. The 5 TDs thrown was a personal best for Flacco, who completed 21 of 28 passes for 306 yards and a franchise-record 149.7 QB rating. WR Torrey Smith started the game with a pair of TD catches (15 and 9 yards). WR Kamar Aiken (17 yards) and rookie WR Michael Campanaro (19 yards) followed with touchdown catches to give Baltimore a 28-0, first-quarter lead. A Flacco-to-WR Steve Smith Sr. TD play (56 yards) gave the Ravens a 35-0 lead that they extended to 38-0 at the half on K Justin Tucker's 46-yard field goal. (Those are the most points ever in the first half by Baltimore.) Tampa finally got on the board in the third quarter when K Patrick Murray made a 47-yard FG, and QB Mike Glennon found WR Mike Evans with a 17-yard TD strike. The Ravens came right back with an 11-play, 80-yard TD drive that ended with RB Bernard Pierce's 4-yard rush to the end zone to make it 45-10 after three quarters. Glennon added another TD throw in the final period (3 yards to WR Louis Murphy). Tucker's 49-yard FG provided the final 48-17 margin. Flacco threw to eight different receivers, including Smith Sr., who grabbed 5 passes for 110 yards. Torrey Smith caught 4 for 51 more, while RB Justin Forsett, who entered the game with a league-leading 5.9 yards per carry average, ran 14 times for 111 yards. Glennon was 24-of-44 for 314 yards with 1 interception (CB Jimmy Smith), and he was sacked 5 times, including 1.5 by OLB Elvis Dumervil. The offensive line did not allow a sack for the fourth time in 2014.

BALTIMORE RAVENS (Head Coach: John Harbaugh)

OFFENSE

WR 82	T. Smith
WR 89	S. Smith Sr.
LT 74	J. Hurst
LG 64	J. Urschel
C 53	J. Zuttah
RG 73	M. Yanda
RT 71	R. Wagner
TE 81	O. Daniels
FB 44	K. Juszczyk
QB 5	J. Flacco
RB 29	J. Forsett

DEFENSE

DT 92	H. Ngata
NT 98	B. Williams
DE 93	D. Tyson
OLB 55	T. Suggs
ILB 57	C. Mosley
ILB 51	D. Smith
SAM 91	C. Upshaw
LCB 21	L. Webb
FS 24	D. Stewart
SS 26	M. Elam
RCB 22	J. Smith

TAMPA BAY BUCCANEERS (Head Coach: Lovie Smith)

OFFENSE

WR 83	V. Jackson
LT 73	A. Collins
LG 70	L. Mankins
C 62	E. Dietrich-Smith
RG 66	P. Omameh
RT 69	D. Dotson
TE 82	B. Myers
WR 13	M. Evans
QB 8	M. Glennon
RB 22	D. Martin
TE 87	A. Seferian-Jenkins

DEFENSE

LE 92	W. Gholston
DT 93	G. McCoy
DT 98	C. McDonald
RE 90	M. Johnson
SLB 51	D. Lansanah
MLB 59	M. Foster
WLB 54	L. David
CB 21	A. Verner
CB 26	C. Butler
SS 23	M. Barron
FS 31	M. Wright

GAME SUMMARY

	1	2	3	4	OT	TOTAL	FIELD GOALS (MADE) & MISSED
BALTIMORE	28	10	7	3	-	48	J. Tucker (46) 64B (49)
TAMPA BAY	0	0	10	7	-	17	P. Murray 45RU (47)

TEAM	QTR	TIME	PLAY DESCRIPTION (extra point)	DRIVE	SCORE
Ravens	1	13:11	T. Smith 15 yd. pass from J. Flacco (J. Tucker kick)	4-80, 1:49	7-0
Ravens	1	9:22	T. Smith 9 yd. pass from J. Flacco (J. Tucker kick)	4-22, 1:19	14-0
Ravens	1	5:00	K. Aiken 17 yd. pass from J. Flacco (J. Tucker kick)	7-50, 2:44	21-0
Ravens	1	0:01	M. Campanaro 19 yd. pass from J. Flacco (J. Tucker kick)	7-57, 3:31	28-0
Ravens	2	13:57	S. Smith Sr. 56 yd. pass from J. Flacco (J. Tucker kick)	2-59, 0:44	35-0
Ravens	2	8:41	J. Tucker 46 yd. Field Goal	7-20, 3:44	38-0
Buccaneers	3	10:50	P. Murray 47 yd. Field Goal	9-51, 4:10	38-3
Buccaneers	3	5:46	M. Evans 17 yd. pass from M. Glennon (P. Murray kick)	7-92, 2:47	38-10
Ravens	3	0:07	B. Pierce 4 yd. run (J. Tucker kick)	11-80, 5:39	45-10
Buccaneers	4	12:19	L. Murphy 3 yd. pass from M. Glennon (P. Murray kick)	6-76, 2:48	45-17
Ravens	4	7:53	J. Tucker 49 yd. Field Goal	7-20, 4:26	48-17

OFFICIALS – Referee: Jerome Boger (23), Umpire: Tony Michalek (115), Head Linesman: Tom Stabile (24), Line Judge: Ed Walker (123), Side Judge: Allen Baynes (56), Field Judge: Bob Waggoner (25), Back Judge: Tony Steratore (112)

TEAM STATISTICS

	RAVENS	BUCCANEERS
First Downs	23 (9-13-1)	22 (5-14-3)
Third Downs	7-13 (54%)	2-12 (17%)
Fourth Downs	0-0 (0%)	0-2 (0%)
Total Net Yards	475	364
Plays – Average	63-7.5	67-5.4
Net Yds Rushing	169	87
Rushes – Average	35-4.8	18-4.8
Net Yards Passing	306	277
Att. – Yds Lost – Gross Pass.	0-0-306	5-37-314
Passes Att. – Comp. – INT	28-21-0	44-24-1
Red Zone	5-5 (100%)	2-4 (50%)
Goal-to-Go	2-2 (100%)	1-1 (100%)
Punts – Avg.	2-59.5	5-37.2
Penalties – Yards	8-70	5-43
Fumbles – Lost	1-1	1-0
Time of Possession	32:14	27:46

INDIVIDUAL STATISTICS

RAVENS											BUCCANEERS										
RUSHING											RUSHING										
J. Forsett	14	111	7.9	52	0	D. Martin	11	45	4.1	19	0										
B. Pierce	15	32	2.1	6	1	B. Rainey	7	42	6.0	21	0										
L. Taliaferro	2	29	14.5	25	0	Total	18	87	4.8	21	0										
T. Taylor	4	-3	-0.8	0	0	PASSING															
Total	35	169	4.8	52	1	M. Glennon	44	24	314	5/37	2	33	1	83.0							
PASSING											PASSING										
J. Flacco	28	21	306	0/0	5	56	0	149.7	Total	44	24	314	5/37	2	33	1	83.0				
Total	28	21	306	0/0	5	56	0	149.7	RECEIVING												
RECEIVING											RECEIVING										
S. Smith Sr.	5	110	22.0	56	1	L. Murphy	7	72	10.3	24	1										
T. Smith	4	51	12.8	18	2	V. Jackson	4	66	16.5	33	0										
O. Daniels	2	34	17.0	30	0	A. Seferian-Jenkins	4	58	14.5	30	0										
K. Juszczyk	2	29	14.5	18	0	M. Evans	4	55	13.8	25	1										
M. Campanaro	2	28	14.0	19	1	R. Herron	2	31	15.5	16	0										
K. Aiken	2	20	10.0	17	1	B. Myers	2	29	14.5	26	0										
L. Taliaferro	2	18	9.0	13	0	D. Martin	1	3	3.0	3	0										
C. Gillmore	2	16	8.0	11	0	Total	24	314	13.1	33	2										
Total	21	306	14.6	56	5	INTERCEPTIONS															
INTERCEPTIONS											INTERCEPTIONS										
J. Smith	1	31	31.0	31	0	Total	0	0	0	0	0										
Total	1	31	31.0	31	0	SACKS															
SACKS											SACKS										
E. Dumervil 1.5-12.5, T. Suggs 1-10, P. McPhee 1-3, B. Williams .5-4.5	None																				
TACKLES (TOP 3)											TACKLES (TOP 3)										
C. Mosley 8 (6 solo), D. Smith 7 (6 solo), J. Smith 5 (5 solo)	L. David 14 (10 solo), M. Foster 8 (5 solo), M. Barron 7 (4 solo)																				
B. Williams 5 (3 solo)																					



GAME 7: RAVENS 29, FALCONS 7

Baltimore (5-2) · Atlanta (2-5)

Sunday, October 19, 2014 · 1:02 PM ET · M&T Bank Stadium · Baltimore
Weather: 54°, Sunny, Wind NW 14 mph · Attendance: 71,184 · Time: 3:00



Leading 20-0 after three quarters, the Ravens stopped the visiting Falcons, 29-7. The Ravens started the game by forcing the Falcons to a three-and-out and then scored on their first possession when QB Joe Flacco found TE Owen Daniels for a five-yard touchdown and a 7-0 lead. It was 17-0 at the half after RB Bernard Pierce scored on a one-yard plunge (set up by a Flacco-to-WR Torrey Smith 20-yard completion) and K Justin Tucker's 38-yard field goal. The Ravens' "D" held the Falcons to just 61 yards and 0-for-7 on third down in the first two quarters. Tucker made another 38-yarder in the third quarter (20-0). Atlanta finally got on the board with 7:12 left in the game when QB Matt Ryan hit WR Roddy White with a four-yard TD strike. The Ravens' defense scored after OLB Terrell Suggs sacked Ryan for a safety with 3:44 remaining in the contest to make the margin 22-7. Baltimore added a touchdown with 1:46 left when Flacco threw a long beauty to Smith for a 39-yard TD. It came on a fourth-and-9 play, and the Ravens were without a long snapper. (Morgan Cox left the game moments earlier with a torn ACL.) While the Ravens turned the ball over 3 times – 2 Flacco INTs and a WR/RS Jacoby Jones muffed punt – they did not allow any points after those changes of possession. Twice in the third quarter, the Falcons went for it on fourth down in Ravens territory (32- and 33-yard lines), and Baltimore stopped each of those attempts. For the second game in a row, the Ravens produced five sacks, including two each by OLBs Elvis Dumervil and Pernell McPhee. McPhee forced a fumble with one of his QB takedowns that was recovered by Dumervil. This was the third victory over NFC South teams in 2014, and the Ravens have outscored this division 115-34, including a 76-7 first-half margin.

ATLANTA FALCONS (Head Coach: Mike Smith)

OFFENSE			DEFENSE		
WR	84	R. White	DE	71	K. Biermann
LT	70	J. Matthews	DT	99	T. Jackson
LG	63	J. Blalock	DT	96	P. Soliai
C	66	P. Konz	DE	95	J. Babineaux
RG	75	J. Asamoah	LB	55	P. Worrlow
RT	68	G. Carimi	LB	59	J. Bartu
TE	80	L. Toilolo	CB	23	R. Alford
WR	11	J. Jones	CB	26	J. Wilson
QB	2	M. Ryan	CB	21	D. Trufant
RB	39	S. Jackson	S	36	K. Ishmael
FB	42	P. DiMarco	S	20	D. Lowery

BALTIMORE RAVENS (Head Coach: John Harbaugh)

OFFENSE			DEFENSE		
WR	82	T. Smith	DT	92	H. Ngata
WR	89	S. Smith Sr.	NT	98	B. Williams
LT	74	J. Hurst	DE	93	D. Tyson
LG	64	J. Urschel	OLB	55	T. Suggs
C	53	J. Zuttah	ILB	57	C. Mosley
RG	73	M. Yanda	ILB	51	D. Smith
RT	71	R. Wagner	SAM	91	C. Upshaw
TE	81	O. Daniels	LCB	21	L. Webb
FB	44	K. Juszczyk	FS	24	D. Stewart
QB	5	J. Flacco	SS	26	M. Elam
RB	29	J. Forsett	RCB	22	J. Smith

GAME SUMMARY

	1	2	3	4	OT	TOTAL	FIELD GOALS (MADE) & MISSED
ATLANTA	0	0	0	7	-	7	M. Bryant 57CR
BALTIMORE	7	10	3	9	-	29	J. Tucker (38, 38)

TEAM	QTR	TIME	PLAY DESCRIPTION (extra point)	DRIVE	SCORE
Ravens	1	11:47	O. Daniels 5 yd. pass from J. Flacco (J. Tucker kick)	5-52, 1:49	0-7
Ravens	2	2:38	B. Pierce 1 yd. run (J. Tucker kick)	9-59, 4:18	0-14
Ravens	2	0:00	J. Tucker 38 yd. Field Goal	3-33, 0:37	0-17
Ravens	3	11:28	J. Tucker 38 yd. Field Goal	7-61, 3:32	0-20
Falcons	4	7:12	R. White 4 yd. pass from M. Ryan (M. Bryant kick)	10-90, 2:45	7-20
Ravens	4	3:44	M. Ryan sacked in end zone by T. Suggs for a Safety		7-22
Ravens	4	1:46	T. Smith 39 yd. pass from J. Flacco (J. Tucker kick)	4-40, 1:58	7-29

OFFICIALS – Referee: Carl Cheffers (51), Umpire: Undrey Wash (96), Head Linesman: Kent Payne (79), Line Judge: Jeff Seeman (45), Side Judge: Laird Hayes (125), Field Judge: Brad Freeman (88), Back Judge: Todd Prukop (30)

TEAM STATISTICS

	FALCONS	RAVENS
First Downs	16 (4-11-1)	23 (8-12-3)
Third Downs	4-15 (27%)	4-11 (36%)
Fourth Downs	1-3 (33%)	1-1 (100%)
Total Net Yards	254	371
Plays – Average	65-3.9	62-6.0
Net Yds Rushing	68	123
Rushes – Average	16-4.3	36-3.4
Net Yards Passing	186	248
Att. – Yds Lost – Gross Pass.	5-42-228	1-10-258
Passes Att. – Comp. – INT	44-29-0	25-16-2
Red Zone	1-2 (50%)	2-4 (50%)
Goal-to-Go	1-1 (100%)	2-2 (100%)
Punts – Avg.	5-47.8	4-39.3
Penalties – Yards	7-76	9-72
Fumbles – Lost	1-1	1-1
Time of Possession	26:47	33:13

INDIVIDUAL STATISTICS

FALCONS											RAVENS																																																																						
RUSHING						PASSING					RECEIVING						INTERCEPTIONS					SACKS					TACKLES (TOP 3)																																																						
	ATT	YDS	AVG	LG	TD	ATT	CMP	YDS	SK/YD	TD	LG	IN	RT	ATT	YDS	AVG	LG	TD	NO	YDS	AVG	LG	TD	NO	YDS	AVG	LG	TD	NO	YDS	AVG	LG	TD																																																
S. Jackson	8	22	2.8	4	0	M. Ryan	44	29	228	5/42	1	24	0	J. Flacco	25	16	258	1/10	2	49	2	R. Alford	2	21	10.5	21	0	P. Worrlow	1	10	10.0	10	0	J. Bartu	15	6	6.0	6	0	E. Dumervil	2	20	10.0	20	0	D. Smith	13	8	8.0	8	0	P. McPhee	2	17	8.5	17	0	T. Suggs	1	5	5.0	5	0	K. Biermann	7	3	3.0	3	0	D. Lowery	7	3	3.0	3	0	T. Brooks	6	5	5.0	6	0



GAME 8: BENGALS 27, RAVENS 24

Baltimore (5-3) • Cincinnati (4-2-1)

Sunday, October 26, 2014 • 1:02 PM ET • Paul Brown Stadium • Cincinnati
Weather: 62°, Sunny, Wind W 6 mph • Attendance: 55,711 • Time: 2:59



For an instant, it appeared the Ravens had come back for a dramatic victory over the host Bengals when QB Joe Flacco and WR Steve Smith Sr. connected on an 80-yard TD that would have given Baltimore a 31-27 lead with 32 seconds left in the game. However, a late flag that signaled an offensive pass interference call on Smith Sr. nullified the score. Instead, the Ravens dropped a 27-24 decision to Cincinnati, which grabbed first place in the AFC North at the midpoint of the season. The Bengals opened the game with a 9-play, 80-yard TD drive that ended with a 1-yard QB Andy Dalton score. The Ravens bounced back in the second quarter with 2 K Justin Tucker field goals, 45 and 50 yards, to make the score 7-6 at the half. Cincy added 10 points in the third quarter after a pair of Flacco INTs. The Bengals stole the ball on the initial series of the period when LB Emmanuel Lamur intercepted a pass intended for WR Torrey Smith to give the ball to the Bengals at their 49. Eight plays later, RB Giovani Bernard ran 1 yard for a TD and a 14-6 lead. Flacco was then intercepted again, this time by CB Adam Jones, who returned it to the Ravens' 18. Baltimore's defense stiffened, limiting the Bengals to K Mike Nugent's 32-yard FG. The Ravens roared right back, finishing a 9-play, 79-yard drive with a RB Lorenzo Taliaferro 10-yard TD sprint to make the score Cincinnati 17-14 after three quarters. Early in the fourth, the Bengals extended the lead to 20-14 on a 33-yarder by Nugent. The defense then stood up for the Ravens. DT Haloti Ngata strip sacked Dalton with LB Daryl Smith grabbing the fumble and racing 38 yards to the Bengals' 8-yard line. Taliaferro added his second TD on the next play with an 8-yard scamper to the end zone to give the Ravens a 21-20 advantage. On the Bengals' next play, Dalton threw an INT to LB C.J. Mosley, who ran 5 yards to the Bengals' 43. Tucker followed with an impressive 53-yard FG to give the Ravens a 24-20 lead with 4:05 remaining. The Bengals rallied with a 10-play, 80-yard drive that ended with another 1-yard Dalton TD, making the score 27-24.

BALTIMORE RAVENS (Head Coach: John Harbaugh)

OFFENSE		DEFENSE	
WR 82	T. Smith	DT 92	H. Ngata
WR 89	S. Smith Sr.	NT 98	B. Williams
LT 60	E. Monroe	DE 93	D. Tyson
LG 72	K. Osemele	OLB 55	T. Suggs
C 53	J. Zuttah	ILB 57	C. Mosley
RG 73	M. Yanda	ILB 51	D. Smith
RT 71	R. Wagner	SAM 91	C. Upshaw
TE 80	C. Gillmore	LCB 21	L. Webb
FB 44	K. Juszczyk	FS 24	D. Stewart
QB 5	J. Flacco	SS 26	M. Elam
RB 29	J. Forsett	RCB 22	J. Smith

CINCINNATI BENGALS (Head Coach: Marvin Lewis)

OFFENSE		DEFENSE	
WR 19	B. Tate	LDE 96	C. Dunlap
LT 77	A. Whitworth	NT 94	D. Peko
LG 65	C. Boling	DT 97	G. Atkins
C 61	R. Bodine	RDE 95	W. Gilberry
RG 68	K. Zeitler	SLB 59	E. Lamur
RT 71	An. Smith	MLB 57	V. Rey
TE 84	J. Gresham	WLB 55	V. Burfict
HB 89	R. Hewitt	LCB 23	T. Newman
WR 12	M. Sanu	RCB 29	L. Hall
QB 14	A. Dalton	SS 43	G. Iloka
HB 25	G. Bernard	FS 20	R. Nelson

GAME SUMMARY

	1	2	3	4	OT	TOTAL	FIELD GOALS (MADE) & MISSED
BALTIMORE	0	6	8	10	-	24	J. Tucker (45, 50, 53)
CINCINNATI	7	0	10	10	-	27	M. Nugent (32, 33)

TEAM	QTR	TIME	PLAY DESCRIPTION (extra point)	DRIVE	SCORE
Bengals	1	10:01	A. Dalton 1 yd. run (M. Nugent kick)	9-80, 4:59	0-7
Ravens	2	9:15	J. Tucker 45 yd. Field Goal	10-24, 5:30	3-7
Ravens	2	1:02	J. Tucker 50 yd. Field Goal	8-35, 3:32	6-7
Bengals	3	9:56	G. Bernard 1 yd. run (M. Nugent kick)	8-51, 3:48	6-14
Bengals	3	6:29	M. Nugent 32 yd. Field Goal	4-4, 1:59	6-17
Ravens	3	1:58	L. Taliaferro 10 yd. run (J. Forsett run)	9-79, 4:31	14-17
Bengals	4	11:24	M. Nugent 33 yd. Field Goal	12-65, 5:34	14-20
Ravens	4	6:31	L. Taliaferro 8 yd. run (J. Tucker kick)	1-8, 0:05	21-20
Ravens	4	3:59	J. Tucker 53 yd. Field Goal	4-8, 2:13	24-20
Bengals	4	0:57	A. Dalton 1 yd. run (M. Nugent kick)	10-80, 3:02	24-27

OFFICIALS – Referee: Clete Blakeman (34), Umpire: Ruben Fowler (71), Head Linesman: Tony Veteri (36), Line Judge: Ron Marinucci (107), Side Judge: Rick Patterson (15), Field Judge: David Meslow (118), Back Judge: Steve Patrick (17)

TEAM STATISTICS

	RAVENS	BENGALS
First Downs	18 (8-9-1)	19 (8-10-1)
Third Downs	5-13 (38%)	8-14 (57%)
Fourth Downs	1-3 (33%)	1-1 (100%)
Total Net Yards	294	350
Plays – Average	61-4.8	64-5.5
Net Yds Rushing	107	111
Rushes – Average	26-4.1	34-3.3
Net Yards Passing	187	239
Att. – Yds Lost – Gross Pass.	1-8-195	2-27-266
Passes Att. – Comp. – INT	34-17-2	28-21-1
Red Zone	2-4 (50%)	3-5 (60%)
Goal-to-Go	2-3 (67%)	3-3 (100%)
Punts – Avg.	1-50.0	3-52.0
Penalties – Yards	7-51	6-40
Fumbles – Lost	1-0	2-1
Time of Possession	29:16	30:44

INDIVIDUAL STATISTICS

RAVENS											BENGALS										
RUSHING											RUSHING										
J. Forsett	ATT	YDS	AVG	LG	TD	G. Bernard	ATT	YDS	AVG	LG	TD										
L. Taliaferro	7	27	3.9	10	2	M. Sanu	2	27	13.5	26	0										
J. Flacco	2	12	6.0	13	0	J. Hill	10	25	2.5	5	0										
Total	26	107	4.1	13	2	A. Dalton	6	14	2.3	5	2										
PASSING											PASSING										
J. Flacco	ATT	CMP	YDS	SK/YD	TD	LG	IN	RT	A. Dalton	ATT	CMP	YDS	SK/YD	TD	LG	IN	RT				
Total	34	17	195	1/8	0	29	2	43.1	Total	28	21	266	2/27	0	53	1	89.3				
RECEIVING											RECEIVING										
M. Campanaro	REC	YDS	AVG	LG	TD	M. Sanu	REC	YDS	AVG	LG	TD										
S. Smith Sr.	3	35	11.7	15	0	J. Gresham	4	34	8.5	16	0										
J. Forsett	3	17	5.7	8	0	J. Hill	4	28	7.0	15	0										
L. Taliaferro	2	42	21.0	29	0	G. Little	3	42	14.0	21	0										
C. Gillmore	2	23	11.5	13	0	B. Tate	2	30	15.0	17	0										
K. Aiken	2	15	7.5	8	0	G. Bernard	2	2	1.0	2	0										
K. Juszczyk	1	21	21.0	21	0	R. Hewitt	1	5	5.0	5	0										
M. Brown	1	2	2.0	2	0	Total	21	266	12.7	53	0										
Total	17	195	11.5	29	0	INTERCEPTIONS															
INTERCEPTIONS											INTERCEPTIONS										
C. Mosley	NO	YDS	AVG	LG	TD	A. Jones	NO	YDS	AVG	LG	TD										
Total	1	5	5.0	5	0	E. Lamur	1	5	5.0	5	0										
SACKS											SACKS										
H. Ngata 1-21, T. Suggs 1-6											G. Atkins 1-8										
TACKLES (TOP 3)											TACKLES (TOP 3)										
C. Mosley 13 (8 solo), D. Smith 13 (3 solo), H. Ngata 8 (5 solo)											L. Hall 7 (4 solo), V. Burfict 7 (1 solo), 5 tied with 5										



GAME 9: STEELERS 43, RAVENS 23

Baltimore (5-4) • Pittsburgh (6-3)

Sunday, November 2, 2014 • 8:30 PM ET • Heinz Field • Pittsburgh

Weather: 38°, Clear, Wind WNW 6 mph • Attendance: 63,971 • Time: 3:39



QB Ben Roethlisberger threw 6 touchdown passes in the Steelers' 43-23 victory at Heinz Field, avenging an early-season loss to the Ravens. (Baltimore beat Pittsburgh, 26-6, at M&T Bank Stadium in the season's second week.) The Ravens jumped out to a 7-0 lead on QB Joe Flacco's 35-yard TD to WR Torrey Smith in the first quarter, but 2 second-quarter turnovers by the Ravens turned the game around for the Steelers. Baltimore's first mistake came on rookie RB Lorenzo Taliaferro's fumble at the Ravens' 27-yard line that was recovered by CB Brice McCain. Five plays later, Roethlisberger found RB Le'Veon Bell in the end zone for a 5-yard scoring play. On the Ravens' ensuing possession, Flacco was intercepted by LB Jason Worilds, who ran the ball to the Ravens' 30. Roethlisberger then hit WR Martavis Bryant with a 19-yard TD for a 14-7 Steelers' advantage. After a 46-yard K Justin Tucker field goal (14-10), Big Ben completed his third TD pass of the quarter. This one was for 47 yards to WR Markus Wheaton, making the score 22-10 at the half. After a scoreless third quarter, Roethlisberger threw 3 fourth-quarter TD passes: 54 yards to WR Antonio Brown, who finished the game with 11 catches for 144 yards, 18 yards to Bryant and 33 yards to TE Matt Spaeth. KOR Jacoby Jones' 108-yard kickoff return for a TD gave the Ravens some hope early in the final period, closing the gap to 29-17 with 13:47 remaining. Flacco added a 1-yard TD to rookie TE Crockett Gillmore as the Ravens battled to the end. Roethlisberger finished 25-of-37 for 340 yards and was sacked 3 times, while Flacco was 30-of-45 for 303 yards. TE Owen Daniels caught 6 for 53 yards, while RB Justin Forsett and WR Steve Smith Sr. each grabbed 5 passes for 67 and 36 yards, respectively.

BALTIMORE RAVENS (Head Coach: John Harbaugh)

OFFENSE			DEFENSE		
WR	82	T. Smith	DT	92	H. Ngata
WR	89	S. Smith Sr.	DB	33	W. Hill
LT	60	E. Monroe	DE	99	C. Canty
LG	72	K. Osemele	OLB	55	T. Suggs
C	53	J. Zuttah	ILB	57	C. Mosley
RG	73	M. Yanda	ILB	51	D. Smith
RT	71	R. Wagner	SAM	91	C. Upshaw
TE	81	O. Daniels	LCB	21	L. Webb
FB	44	K. Juszczyk	FS	24	D. Stewart
QB	5	J. Flacco	SS	26	M. Elam
RB	29	J. Forsett	RCB	32	D. Franks

PITTSBURGH STEELERS (Head Coach: Mike Tomlin)

OFFENSE			DEFENSE		
WR	84	A. Brown	DE	97	C. Heyward
LT	68	K. Beachum	NT	90	S. McLendon
LG	73	R. Foster	DE	96	C. Thomas
C	53	M. Pouncey	LOLB	93	J. Worilds
RG	66	D. DeCastro	LILB	50	R. Shazier
RT	77	M. Gilbert	RILB	94	L. Timmons
TE	83	H. Miller	ROLB	55	A. Moats
WR	11	M. Wheaton	LCB	22	W. Gay
QB	7	B. Roethlisberger	FS	23	M. Mitchell
WR	10	M. Bryant	SS	43	T. Polamalu
RB	26	L. Bell	RCB	25	B. McCain

GAME SUMMARY

	1	2	3	4	OT	TOTAL	FIELD GOALS (MADE) & MISSED
BALTIMORE	7	3	0	13	-	23	J. Tucker (46)
PITTSBURGH	0	22	0	21	-	43	None

TEAM	QTR	TIME	PLAY DESCRIPTION (extra point)	DRIVE	SCORE
Ravens	1	9:41	T. Smith 35 yd. pass from J. Flacco (J. Tucker kick)	1-35, 0:06	7-0
Steelers	2	7:18	L. Bell 5 yd. pass from B. Roethlisberger (S. Suisham kick)	5-27, 1:56	7-7
Steelers	2	5:24	M. Bryant 19 yd. pass from B. Roethlisberger (S. Suisham kick)	3-30, 1:31	7-14
Ravens	2	1:44	J. Tucker 46 yd. Field Goal	10-49, 3:40	10-14
Steelers	2	0:53	M. Wheaton 47 yd. pass from B. Roethlisberger (B. Wing-M.Spaeth pass)	5-80, 0:51	10-22
Steelers	4	14:01	A. Brown 54 yd. pass from B. Roethlisberger (S. Suisham kick)	7-85, 3:38	10-29
Ravens	4	13:47	J. Jones 108 yd. kickoff return (J. Tucker kick)	0-0, 0:14	17-29
Steelers	4	9:31	M. Bryant 18 yd. pass from B. Roethlisberger (S. Suisham kick)	9-71, 4:16	17-36
Ravens	4	2:58	C. Gillmore 1 yd. pass from J. Flacco (run failed)	9-33, 2:35	23-36
Steelers	4	1:51	M. Spaeth 33 yd. pass from B. Roethlisberger (S. Suisham kick)	4-41, 1:07	23-43

OFFICIALS – Referee: Bill Vinovich (52), Umpire: Paul King (121), Head Linesman: Phil McKinnely (10), Line Judge: Allen Baynes (56), Side Judge: Jimmy DeBell (58), Field Judge: John Jenkins (117), Back Judge: Jim Quirk (63)

TEAM STATISTICS

	RAVENS	STEELERS
First Downs	22 (2-18-2)	22 (4-13-5)
Third Downs	3-13 (23%)	6-14 (43%)
Fourth Downs	2-2 (100%)	1-1 (100%)
Total Net Yards	332	376
Plays – Average	67-5.0	65-5.8
Net Yds Rushing	63	55
Rushes – Average	18-3.5	25-2.2
Net Yards Passing	269	321
Att. – Yds Lost – Gross Pass.	4-34-303	3-19-340
Passes Att. – Comp. – INT	45-30-1	37-25-0
Red Zone	1-1 (100%)	3-3 (100%)
Goal-to-Go	1-1 (100%)	1-1 (100%)
Punts – Avg.	6-42.5	6-41.8
Penalties – Yards	10-108	7-67
Fumbles – Lost	1-1	1-1
Time of Possession	28:34	31:26

INDIVIDUAL STATISTICS

RAVENS											STEELERS										
RUSHING	ATT	YDS	AVG	LG	TD	RUSHING	ATT	YDS	AVG	LG	TD	RUSHING	ATT	YDS	AVG	LG	TD				
J. Forsett	9	38	4.2	12	0	L. Blount	10	23	2.3	9	0	L. Bell	10	20	2.0	5	0				
L. Taliaferro	7	21	3.0	6	0	L. Bell	10	20	2.0	5	0	D. Archer	1	4	4.0	4	0				
B. Pierce	1	2	2.0	2	0	M. Wheaton	1	4	4.0	4	0	M. Bryant	1	3	3.0	3	0				
J. Flacco	1	2	2.0	2	0	M. Bryant	1	3	3.0	3	0	B. Roethlisberger	2	1	0.5	1	0				
Total	18	63	3.5	12	0	Total	25	55	2.2	9	0	Total	37	340	9.2	6	54				
PASSING	ATT	CMP	YDS	SK/YD	TD	LG	IN	RT	PASSING	ATT	CMP	YDS	SK/YD	TD	LG	IN	RT				
J. Flacco	45	30	303	4/34	2	35	1	91.3	B. Roethlisberger	37	25	340	3/19	6	54	0	136.3				
Total	45	30	303	4/34	2	35	1	91.3	Total	37	25	340	3/19	6	54	0	136.3				
RECEIVING	REC	YDS	AVG	LG	TD	RECEIVING	REC	YDS	AVG	LG	TD	RECEIVING	REC	YDS	AVG	LG	TD				
O. Daniels	6	53	8.8	12	0	A. Brown	11	144	13.1	54	1	J. Worilds	1	30	30.0	30	0				
J. Forsett	5	67	13.4	24	0	L. Bell	5	38	7.6	12	1	Total	1	30	30.0	30	0				
S. Smith Sr.	5	36	7.2	12	0	M. Bryant	3	44	14.7	19	2	Total	1	30	30.0	30	0				
T. Smith	4	63	15.8	35	1	M. Wheaton	2	62	31.0	47	1	Total	25	340	13.6	54	6				
L. Taliaferro	3	34	11.3	17	0	M. Spaeth	1	33	33.0	33	1	Total	25	340	13.6	54	6				
M. Brown	3	27	9.0	18	0	H. Miller	1	14	14.0	14	0	Total	25	340	13.6	54	6				
K. Juszczyk	1	12	12.0	12	0	L. Moore	1	4	4.0	4	0	Total	25	340	13.6	54	6				
K. Aiken	1	12	12.0	12	0	Wi. Johnson	1	1	1.0	1	0	Total	25	340	13.6	54	6				
C. Gillmore	1	1	1.0	1	1	Total	25	340	13.6	54	6	INTERCEPTIONS	NO	YDS	AVG	LG	TD				
P. Supernaw	1	-2	-2.0	-2	0	Total	0	0	0	0	0	J. Worilds	1	30	30.0	30	0				
Total	30	303	10.1	35	2	Total	0	0	0	0	0	Total	1	30	30.0	30	0				
INTERCEPTIONS	NO	YDS	AVG	LG	TD	INTERCEPTIONS	NO	YDS	AVG	LG	TD	INTERCEPTIONS	NO	YDS	AVG	LG	TD				
Total	0	0	0	0	0	Total	0	0	0	0	0	J. Worilds	1	30	30.0	30	0				
SACKS	H. Ngata 1-7, E. Dumervil 1-6, C. Canty .5-3, M. Elam .5-3	SACKS	J. Harrison 2-15, L. Timmons 1-10, A. Moats 1-9																		
TACKLES (TOP 3)	D. Smith 9 (7 solo), C. Mosley 9 (6 solo), W. Hill 6 (3 solo)	TACKLES (TOP 3)	L. Timmons 11 (7 solo), J. Harrison 7 (4 solo), W. Gay 5 (5 solo)																		



GAME 10: RAVENS 21, TITANS 7

Baltimore (6-4) • Tennessee (2-7)

Sunday, November 9, 2014 • 1:03 PM ET • M&T Bank Stadium • Baltimore
Weather: 57°, Partly Cloudy, Wind W 7 mph • Attendance: 70,914 • Time: 2:55



After falling behind 7-0 in the first quarter to the visiting Titans, who were coming off their bye week, the Ravens rebounded to secure a 21-7 victory. While the Titans produced 2 long drives and 142 total yards in that initial period, the Ravens ran just 4 plays for 8 yards. By halftime, Baltimore's offense had just 86 total yards and no third-down conversions. Meanwhile, the Ravens' defense came alive, holding the Titans to 8 punts and an interception on their 9 possessions for the remainder of the game. Tennessee produced just 45 yards in the second half, the fifth fewest ever allowed by the Ravens in the final two quarters. Until the Titans' final possession of the game, the Ravens held them to 7 three-and-outs and 1 four-and-out over almost three quarters (since the end of the first.) Titans rookie QB Zach Mettenberger was sacked 5 times, 2.5 by OLB Elvis Dumervil and 1.5 by OLB Terrell Suggs. The Titans opened the game with a 15-play, 79-yard drive that ended when RB Shonn Greene fumbled (forced by DT Haloti Ngata) at the 1-yard line, and the ball was recovered by Baltimore's DE Lawrence Guy. Tennessee came right back after a Ravens' three-and-out with a 9-play, 58-yard series that ended with Mettenberger hitting RB Leon Washington for a 3-yard touchdown and a 7-0 lead. The Ravens tied the game at 7 in the second quarter on RB Justin Forsett's 9-yard TD scamper around the left side. Forsett's 11-yard sprint to the end zone in the third quarter gave the Ravens a 14-7 lead. That was increased to 21-7 at the 13:09 mark of the fourth quarter after QB Joe Flacco hit WR Torrey Smith with a 32-yard TD strike. The Ravens ended the game with dual kneeldowns at the Titans' 1-yard line. Flacco finished with 16 completions on 27 attempts for 169 yards. Smith caught 5 of those for 75 yards, while Forsett led all rushers with 112 yards on 20 carries. Mettenberger was 16-of-27 for 179 yards, including 4 for 53 yards to WR Kendall Wright, while rookie RB Bishop Sankey rushed 17 times for 58 yards. The Ravens produced their 10th-straight home victory in November, the NFL's longest current streak.

TENNESSEE TITANS (Head Coach: Ken Whisenhunt)

OFFENSE			DEFENSE		
WR	15	J. Hunter	DE	92	R. Pitoitua
WR	13	K. Wright	NT	96	A. Woods
LT	77	T. Lewan	DT	99	J. Casey
LG	67	A. Levitre	OLB	91	D. Morgan
C	62	B. Schwenke	ILB	59	W. Woodyard
RG	70	C. Warmack	ILB	54	A. Williamson
RT	72	M. Oher	OLB	95	K. Wimbley
TE	82	D. Walker	CB	25	B. Wreh-Wilson
FB	44	J. Battle	SS	21	G. Wilson
QB	7	Z. Mettenberger	FS	33	M. Griffin
RB	20	B. Sankey	CB	30	J. McCourty

BALTIMORE RAVENS (Head Coach: John Harbaugh)

OFFENSE			DEFENSE		
WR	82	T. Smith	DT	92	H. Ngata
WR	89	S. Smith Sr.	NT	98	B. Williams
LT	60	E. Monroe	DE	99	C. Canty
LG	72	K. Osemele	OLB	55	T. Suggs
C	53	J. Zuttah	ILB	57	C. Mosley
RG	73	M. Yanda	ILB	51	D. Smith
RT	71	R. Wagner	SAM	91	C. Upshaw
TE	81	O. Daniels	LCB	21	L. Webb
FB	44	K. Juszczyk	FS	24	D. Stewart
QB	5	J. Flacco	SS	33	W. Hill
RB	29	J. Forsett	RCB	41	A. Levine

GAME SUMMARY							
	1	2	3	4	OT	TOTAL	FIELD GOALS (MADE) & MISSED
TENNESSEE	7	0	0	0	-	7	None
BALTIMORE	0	7	7	7	-	21	None

TEAM	QTR	TIME	PLAY DESCRIPTION (extra point)	DRIVE	SCORE
Titans	1	0:20	L. Washington 3 yd. pass from Z. Mettenberger (R. Succop kick)	9-58, 4:38	7-0
Ravens	2	6:43	J. Forsett 9 yd. run (J. Tucker kick)	8-46, 3:56	7-7
Ravens	3	5:36	J. Forsett 11 yd. run (J. Tucker kick)	11-72, 5:52	7-14
Ravens	4	13:09	T. Smith 32 yd. pass from J. Flacco (J. Tucker kick)	6-53, 2:15	7-21

OFFICIALS – Referee: Walt Coleman (65), Umpire: Bill Schuster (129), Head Linesman: Jerry Bergman (91), Line Judge: Michael Spanier (90), Side Judge: Michael Banks (72), Field Judge: Greg Gautreaux (80), Back Judge: Rich Martinez (39)

TEAM STATISTICS	TITANS	RAVENS	INDIVIDUAL STATISTICS
First Downs	14 (3-11-0)	18 (8-10-0)	TITANS
Third Downs	4-12 (33%)	4-13 (31%)	RUSHING
Fourth Downs	0-0 (0%)	1-1 (100%)	B. Sankey 16 55 3.4 11 0
Total Net Yards	210	312	S. Greene 4 8 2.0 4 0
Plays – Average	54-3.9	62-5.0	L. Washington 1 3 3.0 3 0
Net Yds Rushing	67	151	K. Wright 1 1 1.0 1 0
Rushes – Average	22-3.0	34-4.4	Total 22 67 3.0 11 0
Net Yards Passing	143	161	PASSING
Att. – Yds Lost – Gross Pass.	5-36-179	1-8-169	Z. Mettenberger 27 16 179 5/36 1 20 1 76.0
Passes Att. – Comp. – INT	27-16-1	27-16-0	Total 27 16 179 5/36 1 20 1 76.0
Red Zone	1-2 (50%)	2-3 (67%)	RECEIVING
Goal-to-Go	1-2 (50%)	0-1 (0%)	K. Wright 4 53 13.3 20 0
Punts – Avg.	8-51.8	7-45.3	D. Walker 3 37 12.3 17 0
Penalties – Yards	9-67	5-40	B. Sankey 3 19 6.3 9 0
Fumbles – Lost	2-1	1-0	N. Washington 2 30 15.0 17 0
Time of Possession	29:13	30:47	L. Washington 2 12 6.0 9 1
			J. Hunter 1 17 17.0 17 0
			J. Battle 1 11 11.0 11 0
			Total 16 179 11.2 20 1
			INTERCEPTIONS
			Total 0 0 0 0 0
			SACKS
			D. Morgan 1-8
			TACKLES (TOP 3)
			A. Williamson 9 (5 solo), W. Woodyard 9 (3 solo), Three tied at 6
			RAVENS
			RUSHING
			J. Forsett 20 112 5.6 37 2
			B. Pierce 8 31 3.9 10 0
			L. Taliaferro 3 10 3.3 4 0
			J. Flacco 3 -2 -0.7 0 0
			Total 34 151 4.4 37 2
			PASSING
			J. Flacco 27 16 169 1/8 1 32 0 89.9
			Total 27 16 169 1/8 1 32 0 89.9
			RECEIVING
			T. Smith 5 75 15.0 32 1
			K. Juszczyk 3 26 8.7 16 0
			S. Smith Sr. 3 17 5.7 12 0
			O. Daniels 2 20 10.0 13 0
			M. Brown 2 18 9.0 11 0
			K. Aiken 1 13 13.0 13 0
			Total 16 169 10.6 32 1
			INTERCEPTIONS
			D. Gorrer 1 15 15.0 15 0
			Total 1 15 15.0 15 0
			SACKS
			E. Dumervil 2.5-18, T. Suggs 1.5-9, T. Jernigan 1-9
			TACKLES (TOP 3)
			T. Suggs 6 (2 solo), Four tied at 5



GAME 11: RAVENS 34, SAINTS 27

Baltimore (7-4) · New Orleans (4-7)

Monday, November 24, 2014 · 8:30 PM ET · Mercedes-Benz Superdome · New Orleans
Weather: Indoors · Attendance: 73,373 · Time: 3:08



RB Justin Forsett scored 2 TDs while rushing for 182 yards on 22 carries (8.3 ypc) in the Ravens' 34-27 victory over the Saints in New Orleans. The game opened dramatically with the Saints driving to the Ravens' 1-yard line after an end-around, 67-yard sprint by WR Joseph Morgan, who was caught from behind by CB Lardarius Webb. After failing to get into the end zone on three plays, Saints RB Mark Ingram tried to penetrate the inside of Baltimore's line, but he was pushed back by DT Haloti Ngata for a 2-yard loss on the fourth-and-goal play. QB Joe Flacco then directed a 9-play, 97-yard drive that ended when he hit WR Steve Smith Sr. with a 15-yard scoring strike for a 7-0 Ravens' lead. New Orleans made it 7-7 in the first quarter after QB Drew Brees found TE Jimmy Graham for a 10-yard TD. The Ravens then drove to the Saints' 1, but a fumble by FB Kyle Juszczyk on the first play of the second quarter stopped the drive. On the Ravens' next possession, Forsett scored his first TD of the contest, a 13-yard scamper that gave the Ravens a 14-7 lead. A 20-yard K Shayne Graham field goal brought the Saints within 4 (14-10). New Orleans then completed the first half with an 8-play, 81-yard series that ended with a Brees-to-WR Marques Colston 26-yard TD to give the Saints a 17-14 advantage. The Ravens came back in the third quarter to grab a 24-17 lead on K Justin Tucker's 31-yard FG and a S Will Hill 44-yard TD off an INT of Brees. Tucker increased that Ravens' lead to 27-17 on an impressive 55-yard FG 4 minutes into the fourth quarter. Graham's 34-yarder with 4:26 left in the game brought the Saints within a TD (27-20). Baltimore then consumed nearly four minutes before Forsett's second TD, a 20-yard sprint off the left side, giving the Ravens a 34-20 lead. Brees and Graham combined for a final Saints' score (two yards) with 40 seconds left in the contest.

BALTIMORE RAVENS (Head Coach: John Harbaugh)

OFFENSE		DEFENSE	
WR 82	T. Smith	DT 92	H. Ngata
WR 89	S. Smith Sr.	NT 98	B. Williams
LT 60	E. Monroe	DE 99	C. Canty
LG 72	K. Osemele	OLB 55	T. Suggs
C 53	J. Zuttah	ILB 57	C. Mosley
RG 73	M. Yanda	ILB 51	D. Smith
RT 71	R. Wagner	SAM 91	C. Upshaw
TE 81	O. Daniels	LCB 21	L. Webb
FB 44	K. Juszczyk	FS 24	D. Stewart
QB 5	J. Flacco	SS 33	W. Hill
RB 29	J. Forsett	RCB 41	A. Levine

NEW ORLEANS SAINTS (Head Coach: Sean Payton)

OFFENSE		DEFENSE	
WR 12	M. Colston	LDE 76	A. Hicks
LT 72	T. Armstead	NT 77	B. Bunkley
LG 66	B. Grubbs	RDE 94	C. Jordan
C 55	J. Goodwin	OLB 93	J. Galette
RG 73	J. Evans	ILB 57	D. Hawthorne
RT 64	Z. Strief	ILB 50	C. Lofton
TE 80	J. Graham	OLB 98	P. Haralson
WR 84	K. Stills	LCB 28	K. Lewis
QB 9	D. Brees	SS 32	K. Vaccaro
TE 82	B. Watson	FS 42	P. Warren
RB 22	M. Ingram	RCB 21	P. Robinson

GAME SUMMARY

	1	2	3	4	OT	TOTAL	FIELD GOALS (MADE) & MISSED
BALTIMORE	7	7	10	10	-	34	J. Tucker (31, 55)
NEW ORLEANS	7	10	0	10	-	27	S. Graham (20, 34)

TEAM	QTR	TIME	PLAY DESCRIPTION (extra point)	DRIVE	SCORE
Ravens	1	8:13	S. Smith 15 yd. pass from J. Flacco (J. Tucker kick)	9-97, 4:11	7-0
Saints	1	3:20	J. Graham 10 yd. pass from D. Brees (S. Graham kick)	5-85, 2:44	7-7
Ravens	2	9:08	J. Forsett 13 yd. run (J. Tucker kick)	4-69, 2:05	14-7
Saints	2	4:00	S. Graham 20 yd. Field Goal	11-78, 5:08	14-10
Saints	2	0:17	M. Colston 26 yd. pass from D. Brees (S. Graham kick)	8-81, 1:34	14-17
Ravens	3	8:30	J. Tucker 31 yd. Field Goal	13-67, 6:30	17-17
Ravens	3	4:59	W. Hill 44 yd. interception return (J. Tucker kick)		24-17
Ravens	4	10:59	J. Tucker 55 yd. Field Goal	12-47, 6:26	27-17
Saints	4	6:33	S. Graham 34 yd. Field Goal	10-64, 4:26	27-20
Ravens	4	2:53	J. Forsett 20 yd. run (J. Tucker kick)	6-80, 3:40	34-20
Saints	4	0:40	J. Graham 2 yd. pass from D. Brees (S. Graham kick)	11-80, 2:13	34-27

OFFICIALS – Referee: Bill Leavy (127), Umpire: Carl Paganelli (124), Head Linesman: Wayne Mackie (106), Line Judge: Mark Perlman (9), Side Judge: Scott Novak (1), Field Judge: Jimmy Buchanan (86), Back Judge: Keith Ferguson (61)

TEAM STATISTICS

	RAVENS	SAINTS
First Downs	23 (12-9-2)	26 (3-20-3)
Third Downs	9-13 (69%)	5-12 (42%)
Fourth Downs	0-0 (0%)	0-1 (0%)
Total Net Yards	449	525
Plays – Average	57-7.9	70-7.5
Net Yds Rushing	215	126
Rushes – Average	32-6.7	21-6.0
Net Yards Passing	234	399
Att. – Yds Lost – Gross Pass.	1-9-243	4-21-420
Passes Att. – Comp. – INT	24-18-0	45-35-1
Red Zone	2-4 (50%)	2-5 (40%)
Goal-to-Go	0-1 (0%)	2-4 (50%)
Punts – Avg.	2-63	3-48.7
Penalties – Yards	6-42	5-50
Fumbles – Lost	1-1	1-0
Time of Possession	30:15	29:45

INDIVIDUAL STATISTICS

RAVENS											SAINTS																																				
RUSHING						ATT					YDS					AVG					LG					TD																					
J. Forsett	22	182	8.3	38	2	J. Morgan	1	67	67.0	67	0	B. Williams	11	27	2.5	9	0	M. Ingram	5	19	3.8	5	0	P. Thomas	3	15	5.0	9	0	D. Brees	1	-2	-2.0	-2	0	K. Stills	1	-2	-2.0	-2	0						
B. Pierce	7	28	4.0	26	0	D. Brees	3	15	5.0	9	0	K. Stills	1	-2	-2.0	-2	0	J. Hill	2	22	11.0	17	0	M. Ingram	2	15	7.5	13	0	T. Cadet	2	11	5.5	6	0	J. Morgan	1	62	62.0	62	0	B. Watson	1	4	4.0	4	0
J. Jones	1	3	3.0	3	0	J. Hill	2	22	11.0	17	0	M. Ingram	2	15	7.5	13	0	J. Morgan	1	62	62.0	62	0	B. Watson	1	4	4.0	4	0	J. Hill	2	22	11.0	17	0	M. Ingram	2	15	7.5	13	0						
J. Flacco	2	2	1.0	3	0	M. Ingram	5	19	3.8	5	0	P. Thomas	6	37	6.2	16	0	M. Colston	4	82	20.5	28	1	N. Toon	3	42	14.0	21	0	J. Hill	2	22	11.0	17	0	M. Ingram	2	15	7.5	13	0						
Total	32	215	6.7	38	2	Total	21	126	6.0	67	0	Total	45	35	420	4/21	3	62	1	118.5	0	0	Total	35	420	12.0	62	3	Total	35	420	12.0	62	3													
PASSING						ATT					YDS					AVG					LG					TD																					
J. Flacco	24	18	243	1/9	1	40	0	120.7				D. Brees	45	35	420	4/21	3	62	1	118.5																											
Total	24	18	243	1/9	1	40	0	120.7				Total	45	35	420	4/21	3	62	1	118.5																											
RECEIVING						REC					YDS					AVG					LG					TD																					
T. Smith	5	98	19.6	40	0	0	K. Stills	8	98	12.3	33	0	J. Hill	2	22	11.0	17	0	M. Ingram	2	15	7.5	13	0	T. Cadet	2	11	5.5	6	0	J. Morgan	1	62	62.0	62	0	B. Watson	1	4	4.0	4	0					
S. Smith Sr.	4	89	22.3	40	1	0	J. Graham	6	47	7.8	11	2	M. Colston	4	82	20.5	28	1	N. Toon	3	42	14.0	21	0	J. Hill	2	22	11.0	17	0	M. Ingram	2	15	7.5	13	0	T. Cadet	2	11	5.5	6	0					
K. Juszczyk	3	21	7.0	8	0	0	P. Thomas	6	37	6.2	16	0	M. Colston	4	82	20.5	28	1	N. Toon	3	42	14.0	21	0	J. Hill	2	22	11.0	17	0	M. Ingram	2	15	7.5	13	0	T. Cadet	2	11	5.5	6	0					
J. Forsett	2	8	4.0	8	0	0	M. Colston	4	82	20.5	28	1	N. Toon	3	42	14.0	21	0	J. Hill	2	22	11.0	17	0	M. Ingram	2	15	7.5	13	0	T. Cadet	2	11	5.5	6	0	J. Morgan	1	62	62.0	62	0					
O. Daniels	2	7	3.5	8	0	0	N. Toon	3	42	14.0	21	0	J. Hill	2	22	11.0	17	0	M. Ingram	2	15	7.5	13	0	T. Cadet	2	11	5.5	6	0	J. Morgan	1	62	62.0	62	0											
M. Brown	1	14	14.0	14	0	0	J. Hill	2	22	11.0	17	0	M. Ingram	2	15	7.5	13	0	N. Toon	3	42	14.0	21	0	J. Hill	2	22	11.0	17	0	M. Ingram	2	15	7.5	13	0											
B. Pierce	1	6	6.0	6	0	0	M. Ingram	2	15	7.5	13	0	T. Cadet	2	11	5.5	6	0	J. Morgan	1	62	62.0	62	0	B. Watson	1	4	4.0	4	0	J. Hill	2	22	11.0	17	0											
Total	18	243	13.5	40	1	1	Total	35	420	12.0	62	3																																			
INTERCEPTIONS						NO					YDS					AVG					LG					TD																					
W. Hill	1	44	44.0	44	1	1	Total	0	0	0.0	0	0	Total	0	0	0.0	0	0	0	0	0	0	Total	0	0	0.0	0	0	Total	0	0	0.0	0	0	Total	0	0	0.0	0	0							
Total	1	44	44.0	44	1	1	Total	0	0	0.0	0	0																																			
SACKS						E. Dumervil 2-9, C. Mosley 1-6, T. Suggs 1-6					SACKS					J. Galette 1-9																															
TACKLES (TOP 3)						C. Mosley 9 (9 solo), A. Levine 9 (8 solo), D. Gorrer 8 (8 solo)					TACKLES (TOP 3)					C. Lofton 7 (6 solo), P. Warren 7 (5 solo), D. Hawthorne 6 (1 solo)																															



GAME 13: RAVENS 28, DOLPHINS 13

Baltimore (8-5) • Miami (7-6)

Sunday, December 7, 2014 • 1:02 PM ET • Sun Life Stadium • Miami
Weather: 76°, Sunny, Wind NW 10 mph • Attendance: 70,244 • Time: 3:05



Despite a slow first-quarter start, the Ravens rallied for a 28-13 come-from-behind victory at Miami. The Dolphins jumped to a 10-0 lead, limiting Baltimore to three-straight three-and-outs and just 22 yards in the initial period. In the final three quarters, the Ravens out-gained the hosts 425 to 161 yards, outscoring the Dolphins 28-3. Miami took a 3-0 lead with a K Caleb Sturgis 46-yard field goal. After another three-and-out for the Ravens, the Dolphins scored their only touchdown of the game on QB Ryan Tannehill's 3-yard bullet to WR Brian Hartline. The Ravens closed the gap to 10-7 at the end of the first half with an impressive 12-play, 97-yard scoring drive that ended with a 1-yard QB Joe Flacco strike to WR Steve Smith Sr. The Ravens made it back-to-back scoring series when they took their first possession of the third quarter to the end zone for a 14-10 lead on a Flacco to WR Kamar Aiken 13-yard TD. Miami closed the gap to 14-13 early in the fourth quarter on Sturgis' second FG (34 yards). The Ravens responded with another long TD drive, this one ending with a RB Justin Forsett 2-yard TD that made the score, 21-13. Controlling the game and the clock, the Ravens assembled another TD series on their next possession. Flacco's 1-yard TD plunge provided the final 28-13 margin. Flacco finished with 25 completions on 33 attempts and threw 1 interception to go with his pair of TD throws. Smith Sr. caught 7 passes for 70 yards, while Aiken, who grew up just a few miles from Sun Life Stadium, grabbed 6 for 65. Forsett rushed 13 times for 71 yards, part of the 183 yards gained on the ground for Baltimore. The Ravens sacked Tannehill 6 times, including 3.5 by OLB Elvis Dumervil, who set a new single-season team mark with 16 sacks. OLB Terrell Suggs added 1.5 QB takedowns. The victory put the 8-5 Ravens a half game behind the 8-4-1 Bengals in the tight AFC North race.

BALTIMORE RAVENS (Head Coach: John Harbaugh)

OFFENSE

WR	82	T. Smith
WR	89	S. Smith Sr.
LT	60	E. Monroe
LG	72	K. Osemele
C	53	J. Zuttah
RG	73	M. Yanda
RT	71	R. Wagner
TE	81	O. Daniels
WR	14	M. Brown
QB	5	J. Flacco
RB	29	J. Forsett

DEFENSE

DE	99	C. Canty
NT	98	B. Williams
OLB	55	T. Suggs
ILB	57	C. Mosley
ILB	51	D. Smith
SAM	58	E. Dumervil
DB	26	M. Elam
LCB	21	L. Webb
FS	36	J. Miles
SS	33	W. Hill
RCB	25	A. Jackson

MIAMI DOLPHINS (Head Coach: Joe Philbin)

OFFENSE

WR	82	B. Hartline
LT	70	J. James
LG	67	D. Colledge
C	64	S. Satele
RG	51	M. Pouncey
RT	63	D. Thomas
TE	42	C. Clay
WR	11	M. Wallace
QB	17	R. Tannehill
RB	26	L. Miller
WR	14	J. Landry

DEFENSE

LE	91	C. Wake
DT	94	R. Starks
DT	98	J. Odrick
RE	50	O. Vernon
S	27	J. Wilson
LB	55	K. Misi
LB	53	J. Jenkins
CB	21	B. Grimes
CB	41	R. Stanford
S	25	L. Delmas
S	20	R. Jones

GAME SUMMARY

	1	2	3	4	OT	TOTAL	FIELD GOALS (MADE) & MISSED
BALTIMORE	0	7	7	14	-	28	None
MIAMI	10	0	0	3	-	13	C. Sturgis (46, 34)

TEAM	QTR	TIME	PLAY DESCRIPTION (extra point)	DRIVE	SCORE
Dolphins	1	9:28	C. Sturgis 46 yd. Field Goal	7-36, 4:02	0-3
Dolphins	1	1:41	B. Hartline 3 yd. pass from R. Tannehill (C. Sturgis kick)	11-66, 5:27	0-10
Ravens	2	0:02	S. Smith 1 yd. pass from J. Flacco (J. Tucker kick)	12-97, 3:06	7-10
Ravens	3	6:14	K. Aiken 13 yd. pass from J. Flacco (J. Tucker kick)	11-75, 5:18	14-10
Dolphins	4	12:41	C. Sturgis 34 yd. Field Goal	8-27, 3:43	14-13
Ravens	4	8:09	J. Forsett 2 yd. run (J. Tucker kick)	9-80, 4:32	21-13
Ravens	4	3:34	J. Flacco 1 yd. run (J. Tucker kick)	7-81, 2:54	28-13

OFFICIALS – Referee: John Parry (132), Umpire: Mark Pellis (131), Head Linesman: Derick Bowers (74), Line Judge: Julian Mapp (10), Side Judge: Joe Larrew (73), Field Judge: Jon Lucivansky (89), Back Judge: Perry Paganelli (46)

TEAM STATISTICS

	RAVENS	DOLPHINS
First Downs	26 (11-15-0)	16 (5-10-1)
Third Downs	5-12 (42%)	4-12 (33%)
Fourth Downs	1-1 (100%)	0-1 (0%)
Total Net Yards	447	249
Plays – Average	65-6.9	55-4.5
Net Yds Rushing	183	63
Rushes – Average	31-5.9	16-3.9
Net Yards Passing	264	186
Att. – Yds Lost – Gross Pass.	1-5-269	6-41-227
Passes Att. – Comp. – INT	33-25-1	33-23-0
Red Zone	4-5 (80%)	1-2 (50%)
Goal-to-Go	3-3 (100%)	1-2 (50%)
Punts – Avg.	4-45.3	5-51.4
Penalties – Yards	7-36	6-30
Fumbles – Lost	0-0	2-0
Time of Possession	30:18	29:42

INDIVIDUAL STATISTICS

RAVENS											DOLPHINS										
RUSHING											RUSHING										
J. Forsett	13	71	5.5	44	1	L. Miller	12	53	4.4	15	0										
B. Pierce	3	50	16.7	27	0	R. Tannehill	2	6	3.0	7	0										
L. Taliaferro	7	35	5.0	13	0	D. Williams	2	4	2.0	4	0										
J. Flacco	7	16	2.3	15	1	Total	16	63	3.9	15	0										
J. Jones	1	11	11.0	11	0	PASSING															
Total	31	183	5.9	44	2	J. Flacco	33	25	269	1/5	2	29	1	106.8							
PASSING											R. Tannehill	33	23	227	6/41	1	27	0	98.9		
J. Flacco	33	25	269	1/5	2	29	1	106.8	Total	33	23	227	6/41	1	27	0	98.9				
Total	33	25	269	1/5	2	29	1	106.8	RECEIVING												
RECEIVING											J. Landry	6	55	9.2	20	0					
S. Smith Sr.	7	70	10.0	27	1	L. Miller	5	36	7.2	9	0										
K. Aiken	6	65	10.8	13	1	M. Wallace	3	39	13.0	17	0										
M. Brown	3	30	10.0	14	0	C. Clay	2	41	20.5	27	0										
O. Daniels	2	27	13.5	16	0	D. Sims	2	18	9.0	12	0										
J. Forsett	2	7	3.5	4	0	B. Hartline	2	11	5.5	8	1										
K. Juszczyk	2	3	1.5	8	0	R. Matthews	1	13	13.0	13	0										
P. Supernaw	1	29	29.0	29	0	D. Williams	1	7	7.0	7	0										
L. Taliaferro	1	20	20.0	20	0	B. Gibson	1	7	7.0	7	0										
J. Jones	1	18	18.0	18	0	Total	23	227	9.9	27	1										
Total	25	269	10.8	29	2	INTERCEPTIONS															
INTERCEPTIONS											R. Stanford	1	0	0.0	0	0					
Total	0	0	0.0	--	0	Total	01	0	0.0	0	0										
SACKS											SACKS										
E. Dumervil 3.5-25, T. Suggs 1.5-11, C. Mosley 1-5	O. Vernon 1-5																				
TACKLES (TOP 3)											TACKLES (TOP 3)										
C. Mosley 8 (7 solo), T. Suggs 6 (4 solo)	R. Jones 10 (8 solo), R. Stanford 7 (6 solo), P. Wheeler 7 (6 solo)																				
W. Hill 5 (5 solo)																					



GAME 14: RAVENS 20, JAGUARS 12

Baltimore (9-5) · Jacksonville (2-12)

Sunday, December 14, 2014 · 1:02 PM ET · M&T Bank Stadium · Baltimore
Weather: 47°, Cloudy, Wind NW 3 mph · Attendance: 70,801 · Time: 3:07



The Ravens stayed in the playoff hunt with their fourth victory in the last five games with a hard-fought 20-12 victory over the Jaguars at M&T Bank Stadium. Baltimore jumped to a 7-0, first-quarter lead on a blocked punt by S Darian Stewart that was picked up by WR Kamar Aiken, who raced 11 yards to the end zone. Key to the Ravens' win was the relentless pressure by the defense, which sacked Jaguars QB Blake Bortles a season-high 8 times. When Baltimore's offense struggled in the first half, the defense stepped up, producing 4 sacks that helped limit Jacksonville to 4 field goals. (The Ravens were 0-for-6 on third downs and rushed for just 13 yards in the first half.) The aggressive Jaguars tried a number of "tricks," succeeding with an onside kick in the second quarter and a fake punt in the third. However, each time the Ravens' defense stepped up to those sudden changes without giving up points. After the Ravens took the early lead, Jaguars K Josh Scobee made 3-consecutive field goals, 2 from 53 yards and the other from 45. After K Justin Tucker's 22-yard FG gave the Ravens a 10-9, second-quarter lead, Scobee hit from 45 yards to make the score 12-10 at the half. The Ravens took the lead (17-12) for good in the third quarter when QB Joe Flacco hit TE Owen Daniels with a 3-yard TD toss. Tucker, who missed two 54-yarders in the game, made one from 33 yards in the fourth quarter to make the final margin, 20-12. Flacco completed 20 of 30 for 221 yards, including 5 for 66 to WR Marlon Brown. (Flacco surpassed 25,000 passing yards for his career.) WR Steve Smith Sr., who became the 19th player in league history to reach 900 catches, also grabbed 5 passes for 37 yards. The oft-sacked Bortles was 21-of-37 for 210, with 1 interception (S Jeromy Miles). WR Cecil Shorts III led Jacksonville with 6 receptions for 76 yards, while WR Allen Hurns also caught 6 for 70. The Ravens' sack fest featured 2.5 by OLB Terrell Suggs, 2 by rookie DT Timmy Jernigan, 1.5 by OLB Pernell McPhee and 1 each from OLB Elvis Dumervil and rookie ILB C.J. Mosley. The Ravens limited the Jaguars to 248 total yards.

JACKSONVILLE JAGUARS (Head Coach: Gus Bradley)

OFFENSE			DEFENSE		
WR	84	C. Shorts	LDE	79	R. Bryant
LT	76	L. Joeckel	DT	97	R. Miller
LG	68	Z. Beadles	DT	99	S. Marks
C	70	L. Bowanko	LEO	91	C. Clemons
RG	65	B. Linder	OLB	55	G. Hayes
RT	74	S. Young	MLB	52	J. Thomas
TE	89	M. Lewis	OLB	50	T. Smith
WR	11	M. Lee	LCB	35	D. McCray
QB	5	B. Bortles	RCB	27	D. Gratz
RB	21	T. Gerhart	SS	37	J. Cyprien
FB	45	W. Ta'ufo'ou	FS	26	J. Evans

BALTIMORE RAVENS (Head Coach: John Harbaugh)

OFFENSE			DEFENSE		
WR	82	T. Smith	DT	97	T. Jernigan
WR	89	S. Smith Sr.	NT	98	B. Williams
LT	60	E. Monroe	DE	99	C. Canty
LG	72	K. Osemele	OLB	55	T. Suggs
C	53	J. Zuttah	ILB	57	C. Mosley
RG	73	M. Yanda	ILB	51	D. Smith
RT	71	R. Wagner	SAM	91	C. Upshaw
TE	81	O. Daniels	LCB	21	L. Webb
FB	44	K. Juszczyk	FS	24	D. Stewart
QB	5	J. Flacco	SS	33	W. Hill
RB	29	J. Forsett	RCB	25	A. Jackson

GAME SUMMARY

	1	2	3	4	OT	TOTAL	FIELD GOALS (MADE) & MISSED
JACKSONVILLE	6	6	0	0	-	12	J. Scobee (53, 45, 53, 45) 42WR
BALTIMORE	7	3	7	3	-	20	J. Tucker (22) 54SH, 54LU (33)

TEAM	QTR	TIME	PLAY DESCRIPTION (extra point)	DRIVE	SCORE
Ravens	1	11:52	K. Aiken 11 yd. return of blocked punt (J. Tucker kick)		0-7
Jaguars	1	9:33	J. Scobee 53 yd. Field Goal	7-31, 2:19	3-7
Jaguars	1	1:18	J. Scobee 45 yd. Field Goal	12-62, 6:42	6-7
Jaguars	2	11:33	J. Scobee 53 yd. Field Goal	4-(-2), 2:01	9-7
Ravens	2	3:45	J. Tucker 22 yd. Field Goal	10-65, 5:20	9-10
Jaguars	2	0:04	J. Scobee 45 yd. Field Goal	4-29, 0:36	12-10
Ravens	3	8:34	O. Daniels 3 yd. pass from J. Flacco (J. Tucker kick)	6-80, 3:19	12-17
Ravens	4	1:11	J. Tucker 33 yd. Field Goal	8-49, 2:10	12-20

OFFICIALS – Referee: Tony Corrente (99), Umpire: Dan Ferrell (64), Head Linesman: George Hayward (54), Line Judge: Thomas Symonette (100), Side Judge: Shawn Hochuli (83), Field Judge: Gary Cavaletto (60), Back Judge: Gregory Wilson (119)

TEAM STATISTICS

	JAGUARS	RAVENS
First Downs	13 (4-9-0)	17 (3-11-3)
Third Downs	5-18 (28%)	4-12 (33%)
Fourth Downs	1-3 (33%)	0-0 (0%)
Total Net Yards	248	314
Plays – Average	69-3.6	56-5.6
Net Yds Rushing	82	93
Rushes – Average	23-3.6	26-3.6
Net Yards Passing	166	221
Att. – Yds Lost – Gross Pass.	8-63-229	0-0-221
Passes Att. – Comp. – INT	38-22-1	30-20-0
Red Zone	0-1 (0%)	1-3 (33%)
Goal-to-Go	0-1 (0%)	1-2 (50%)
Punts – Avg.	6-44.5	4-50.8
Penalties – Yards	5-60	9-70
Fumbles – Lost	0-0	1-1
Time of Possession	31:42	28:18

INDIVIDUAL STATISTICS

JAGUARS											RAVENS															
RUSHING	ATT	YDS	AVG	LG	TD	RUSHING	ATT	YDS	AVG	LG	TD	RUSHING	ATT	YDS	AVG	LG	TD									
T. Gerhart	13	54	4.2	10	0	J. Forsett	16	48	3.0	6	0	J. Forsett	16	48	3.0	6	0									
S. Johnson	6	19	3.2	17	0	B. Pierce	6	37	6.2	28	0	B. Pierce	6	37	6.2	28	0									
J. Todman	3	7	2.3	8	0	J. Flacco	4	8	2.0	10	0	J. Flacco	4	8	2.0	10	0									
B. Bortles	1	2	2.0	2	0	Total	26	93	3.6	28	0	Total	26	93	3.6	28	0									
Total	23	82	3.6	17	0	PASSING	ATT	CMP	YDS	SK/YD	TD	LG	IN	RT	PASSING	ATT	CMP	YDS	SK/YD	TD	LG	IN	RT			
PASSING	ATT	CMP	YDS	SK/YD	TD	LG	IN	RT	PASSING	ATT	CMP	YDS	SK/YD	TD	LG	IN	RT	PASSING	ATT	CMP	YDS	SK/YD	TD	LG	IN	RT
B. Bortles	37	21	210	8/63	0	30	1	61.8	J. Flacco	30	20	221	0/0	1	29	0	99.4	J. Flacco	30	20	221	0/0	1	29	0	99.4
B. Anger	1	1	19	0/0	0	19	0	118.8	Total	30	20	221	0/0	1	29	0	99.4	Total	30	20	221	0/0	1	29	0	99.4
Total	38	22	229	8/63	0	30	1	64.5	Total	30	20	221	0/0	1	29	0	99.4	Total	30	20	221	0/0	1	29	0	99.4
RECEIVING	REC	YDS	AVG	LG	TD	RECEIVING	REC	YDS	AVG	LG	TD	RECEIVING	REC	YDS	AVG	LG	TD									
C. Shorts	6	76	12.7	30	0	M. Brown	5	66	13.2	22	0	M. Brown	5	66	13.2	22	0									
A. Hurns	6	70	11.7	27	0	S. Smith Sr.	5	37	7.4	11	0	S. Smith Sr.	5	37	7.4	11	0									
M. Lee	4	14	3.5	13	0	O. Daniels	4	62	15.5	29	1	O. Daniels	4	62	15.5	29	1									
M. Lewis	2	22	11.0	17	0	C. Gillmore	2	37	18.5	20	0	C. Gillmore	2	37	18.5	20	0									
T. Gerhart	2	9	4.5	6	0	T. Smith	2	16	8.0	12	0	T. Smith	2	16	8.0	12	0									
J. Todman	1	19	19.0	19	0	K. Juszczyk	1	4	4.0	4	0	K. Juszczyk	1	4	4.0	4	0									
W. Ta'ufo'ou	1	19	19.0	19	0	J. Forsett	1	-1	-1.0	-1	0	J. Forsett	1	-1	-1.0	-1	0									
Total	22	229	10.4	30	0	Total	20	221	11.1	29	1	Total	20	221	11.1	29	1									
INTERCEPTIONS	NO	YDS	AVG	LG	TD	INTERCEPTIONS	NO	YDS	AVG	LG	TD	INTERCEPTIONS	NO	YDS	AVG	LG	TD									
Total	0	0	0	0	0	J. Miles	1	6	6.0	6	0	J. Miles	1	6	6.0	6	0									
SACKS						Total	1	6	6.0	6	0	Total	1	6	6.0	6	0									
TACKLES (TOP 3)						SACKS						SACKS														
J. Cyprien 9 (4 solo), J. Evans 8 (4 solo), G. Hayes 6 (4 solo)						T. Jernigan 2-18, T. Suggs 2.5-18, P. McPhee 1.5-14, E. Dumervil 1-8, C. Mosley 1-5						T. Jernigan 2-18, T. Suggs 2.5-18, P. McPhee 1.5-14, E. Dumervil 1-8, C. Mosley 1-5														
						TACKLES (TOP 3)						TACKLES (TOP 3)														
						A. Jackson 8 (5 solo), C. Mosley 7 (4 solo), D. Smith 7 (3 solo)						A. Jackson 8 (5 solo), C. Mosley 7 (4 solo), D. Smith 7 (3 solo)														



GAME 15: TEXANS 25, RAVENS 13

Baltimore (9-6) · Houston (8-7)

Sunday, December 21, 2014 · 1:02 PM ET · NRG Stadium · Houston
Weather: Indoors (roof closed) · Attendance: 71,771 · Time: 3:30



Giving up control of their playoff destiny, the Ravens lost at Houston, 25-13. QB Joe Flacco threw 3 interceptions, leading to 13 Texans' points. (Flacco, who was 21-of-50 for 195 yards, had thrown only 1 pick in the last five games.) Flacco was just 3-of-18 for 27 yards with 2 INTs in the first half. Houston QB Case Keenum, who was signed from the Rams' practice squad earlier in the week, earned his first NFL victory in nine starts. The Ravens' defense, which faced "short" fields all day, limited the Texans to just 1 touchdown. That came on a halfback pass for 5 yards by Pro Bowl RB Arian Foster to TE C.J. Fiedorowicz. Foster added 96 yards on 25 carries. K Randy Bullock set a Texans' record with 6 field goals. His first 3 (35, 25 and 30 yards) gave Houston a 9-0 lead, which was extended to 16-0 on Foster's TD toss. Houston's defense set a franchise record by allowing Baltimore only 31 first-half yards. The Ravens closed the gap to 16-7 in the third quarter when Flacco found WR Torrey Smith in the end zone for an 8-yard score. Three more Bullock FGs (20, 39 and 33 yards) pushed the lead to 25-7 with 9:55 remaining in the game. Another Flacco-to-T. Smith TD, this one covering 20 yards, made the score 25-13 (the 2-point conversion failed) with 5:56 left in the final quarter. T. Smith finished with 5 catches for 59 yards, while WR Steve Smith Sr. added 5 for 49. The Ravens' leading rusher, RB Justin Forsett, was limited to 19 yards on 10 runs. Keenum completed 20 of 42 passes for 185 yards and was not sacked. (The Ravens had produced 14 QB takedowns in the previous two games.) WR Andre Johnson caught 6 for 65, including the 1,000th reception of his career. DE J.J. Watt made eight tackles, with 1 sack.

BALTIMORE RAVENS (Head Coach: John Harbaugh)

OFFENSE		DEFENSE	
WR 82	T. Smith	DT 97	T. Jernigan
WR 89	S. Smith Sr.	NT 98	B. Williams
LT 60	E. Monroe	DE 99	C. Canty
LG 72	K. Osemele	OLB 55	T. Suggs
C 53	J. Zuttah	ILB 57	C. Mosley
RG 73	M. Yanda	ILB 51	D. Smith
RT 71	R. Wagner	SAM 91	C. Upshaw
TE 81	O. Daniels	LCB 21	L. Webb
WR 14	M. Brown	FS 24	D. Stewart
QB 5	J. Flacco	SS 33	W. Hill
RB 29	J. Forsett	RCB 38	R. Melvin

HOUSTON TEXANS (Head Coach: Bill O'Brien)

OFFENSE		DEFENSE	
WR 10	D. Hopkins	RDE 99	J. Watt
LT 76	D. Brown	NT 94	R. Pickett
LG 60	B. Jones	LDE 93	J. Crick
C 55	C. Myers	SAM 58	B. Reed
RG 79	B. Brooks	MIKE 56	B. Cushing
RT 75	D. Newton	WILL 50	A. Dent
TE 87	C. Fiedorowicz	JACK 59	W. Mercilus
WR 80	A. Johnson	LCB 25	K. Jackson
QB 7	C. Keenum	RCB 24	J. Joseph
FB 45	J. Prosch	SS 36	D. Swearinger
RB 23	A. Foster	FS 21	K. Lewis

GAME SUMMARY

	1	2	3	4	OT	TOTAL	FIELD GOALS (MADE) & MISSED
BALTIMORE	0	0	7	6	-	13	None
HOUSTON	3	13	3	6	-	25	R. Bullock (35, 25, 30, 20, 39, 33)

TEAM	QTR	TIME	PLAY DESCRIPTION (extra point)	DRIVE	SCORE
Texans	1	10:33	R. Bullock 35 yd. Field Goal	10-63, 4:27	0-3
Texans	2	14:57	R. Bullock 25 yd. Field Goal	11-69, 5:23	0-6
Texans	2	3:54	R. Bullock 30 yd. Field Goal	4-4, 0:57	0-9
Texans	2	1:53	C. Fiedorowicz 5 yd. pass from A. Foster (R. Bullock kick)	4-19, 1:47	0-16
Ravens	3	11:10	T. Smith 8 yd. pass from J. Flacco (J. Tucker kick)	4-9, 1:04	7-16
Texans	3	8:04	R. Bullock 20 yd. Field Goal	7-17, 2:33	7-19
Texans	4	14:50	R. Bullock 39 yd. Field Goal	13-49, 5:07	7-22
Texans	4	9:55	R. Bullock 33 yd. Field Goal	6-39, 2:31	7-25
Ravens	4	5:56	T. Smith 20 yd. pass from J. Flacco (pass failed)	9-76, 3:59	13-25

OFFICIALS – Referee: Walt Coleman (65), Umpire: Bill Schuster (129), Head Linesman: Jerry Bergman (91), Line Judge: Michael Spanier (90), Side Judge: Michael Banks (72), Field Judge: Greg Gautreaux (80), Back Judge: Rich Martinez (39)

TEAM STATISTICS

	RAVENS	TEXANS
First Downs	15 (1-11-3)	18 (8-9-1)
Third Downs	4-15 (27%)	7-21 (33%)
Fourth Downs	0-2 (0%)	0-0 (0%)
Total Net Yards	211	313
Plays – Average	68-3.1	81-3.9
Net Yds Rushing	33	123
Rushes – Average	16-2.1	38-3.2
Net Yards Passing	178	190
Att. – Yds Lost – Gross Pass.	2-17-195	0-0-190
Passes Att. – Comp. – INT	50-21-3	43-21-1
Red Zone	1-1 (100%)	1-7 (14%)
Goal-to-Go	1-1 (100%)	1-3 (33%)
Punts – Avg.	8-50.4	8-45.1
Penalties – Yards	7-56	7-69
Fumbles – Lost	1-0	1-0
Time of Possession	25:02	34:58

INDIVIDUAL STATISTICS

RAVENS						TEXANS											
RUSHING	ATT	YDS	AVG	LG	TD	RUSHING	ATT	YDS	AVG	LG	TD						
J. Forsett	10	19	1.9	6	0	A. Foster	25	96	3.8	34	0						
F. Toussaint	4	11	2.8	12	0	C. Keenum	4	19	4.8	13	0						
J. Flacco	1	5	5.0	5	0	A. Blue	8	6	0.8	5	0						
B. Pierce	1	-2	-2.0	-2	0	J. Grimes	1	2	2.0	2	0						
Total	16	33	2.1	12	0	Total	38	123	3.2	34	0						
PASSING	ATT	CMP	YDS	SK/YD	TD	LG	IN	RT	PASSING	ATT	CMP	YDS	SK/YD	TD	LG	IN	RT
J. Flacco	50	21	195	2/17	2	20	3	41.7	C. Keenum	42	20	185	0/0	0	35	1	50.2
Total	50	21	195	2/17	2	20	3	41.7	A. Foster	1	1	5	0/0	1	5	0	127.1
Total	43	21	190	0/0	1	35	1	59.3	Total	43	21	190	0/0	1	35	1	59.3
RECEIVING	REC	YDS	AVG	LG	TD	RECEIVING	REC	YDS	AVG	LG	TD						
T. Smith	5	59	11.8	20	2	A. Johnson	6	65	10.8	35	0						
S. Smith Sr.	5	49	9.8	16	0	D. Hopkins	5	38	7.6	9	0						
J. Forsett	4	13	3.3	10	0	D. Johnson	4	27	6.8	22	0						
J. Jones	2	28	14.0	17	0	R. Griffin	3	25	8.3	11	0						
F. Toussaint	2	20	10.0	15	0	C. Fiedorowicz	2	12	6.0	7	1						
M. Brown	1	10	10.0	10	0	A. Foster	1	23	23.0	23	0						
C. Gillmore	1	9	9.0	9	0	Total	21	190	9.0	35	1						
O. Daniels	1	7	7.0	7	0	Total	21	190	9.0	35	1						
Total	21	195	9.3	20	2	INTERCEPTIONS	NO	YDS	AVG	LG	TD						
INTERCEPTIONS	NO	YDS	AVG	LG	TD	D. Stewart	1	0	0.0	0	0						
D. Stewart	1	0	0.0	0	0	Total	3	34	11.3	27	0						
Total	1	0	0.0	0	0	SACKS	J. Crick 1-10, J. Watt 1-7										
SACKS																	
TACKLES (TOP 3)	D. Smith 11 (5 solo), R. Melvin 8 (6 solo), W. Hill 8 (6 solo)																
TACKLES (TOP 3)	J. Watt 8 (7 solo), J. Crick 5 (3 solo), J. Joseph 4 (4 solo), B. Reed 4 (3 solo), K. Lewis 4 (2 solo)																



GAME 16: RAVENS 20, BROWNS 10

Baltimore (10-6) · Cleveland (7-9)

Sunday, December 28, 2014 · 1:02 PM ET · M&T Bank Stadium · Baltimore
 Weather: 54°, Cloudy, Wind WNW 5 mph · Attendance: 71,070 · Time: 3:05



For the sixth time in his seven seasons as Baltimore's head coach, the Ravens earned the playoffs under John Harbaugh in a come-from-behind 20-10 victory over the visiting Browns. The Ravens trailed 10-3 entering the fourth quarter before both the defense and offense stepped up to make the difference before the raucous soldout crowd. The game started to turn on the Ravens' first possession of the final quarter when QB Joe Flacco led an eight-play, 73-yard drive that ended with a 28-yard K Justin Tucker field goal to make the score 10-6. After holding Cleveland to a three-and-out, the Ravens' offense exploded with back-to-back Flacco-to-WR Torrey Smith completions that ended with a 16-yard touchdown play. After that, the defense made a stand, forcing a punt after three Browns' plays gained zero yards. Six plays later, Flacco found WR Kamar Aiken for a 2-yard TD and a 20-10 Ravens' advantage. Flacco was 8-of-9 for 161 yards in the fourth quarter when he produced a perfect QB rating (158.3). The Browns, without an incentive to make the playoffs, were valiant throughout the contest. Cleveland's defense held the Ravens to 126 yards in the first half, which finished in a 3-3 tie. The Browns' then held the ball for just under 12 minutes of the third quarter when they took a 10-3 lead on RB Terrance West's 2-yard TD run. That score was set up by a 49-yard QB Connor Shaw-to-WR Taylor Gabriel completion. Shaw, who began the week on the Browns' practice squad, completed 14 of 28 for 177 yards with 1 INT (CB Lardarius Webb). Flacco was 22-of-36 for 312 yards and a 107.6 QB rating. WR Steve Smith Sr. grabbed 8 of those for 90 yards, while T. Smith added 4 for 83. RB Justin Forsett produced his fifth 100-yard rushing effort of the season, finishing with 119 yards on 17 carries. The Ravens posted 419 yards on offense, helping set a team single-season mark for total yards (5,838). With the 20 points, Baltimore eclipsed the franchise mark of 398 points (2012) scored with 409. Earning the playoffs for the 10th time in the last 15 years, the Ravens moved over the .500 mark for postseason appearances (10 of the 19 seasons the Ravens have existed.)

CLEVELAND BROWNS (Head Coach: Mike Pettine)

OFFENSE			DEFENSE		
WR	16	A. Hawkins	RE	92	D. Bryant
LT	73	J. Thomas	NT	93	J. Hughes
LG	75	J. Bitonio	LE	90	B. Winn
C	68	N. McDonald	OLB	99	P. Kruger
RG	77	J. Greco	MLB	56	K. Dansby
RT	72	M. Schwartz	WLB	53	C. Robertson
WR	18	T. Gabriel	OLB	51	B. Mingo
TE	84	J. Cameron	LCB	23	J. Haden
TE	81	J. Dray	FS	30	J. Leonhard
QB	9	C. Shaw	SS	31	D. Whitner
RB	28	T. West	RCB	22	B. Skrine

BALTIMORE RAVENS (Head Coach: John Harbaugh)

OFFENSE			DEFENSE		
WR	82	T. Smith	DT	97	T. Jernigan
WR	89	S. Smith Sr.	NT	98	B. Williams
LT	74	J. Hurst	DE	67	L. Guy
LG	72	K. Osemele	OLB	55	T. Suggs
C	53	J. Zuttah	ILB	57	C. Mosley
RG	64	J. Urschel	ILB	51	D. Smith
RT	73	M. Yanda	SAM	91	C. Upshaw
TE	81	O. Daniels	LCB	21	L. Webb
FB	44	K. Juszczyk	FS	24	D. Stewart
QB	5	J. Flacco	SS	33	W. Hill
RB	29	J. Forsett	RCB	38	R. Melvin

GAME SUMMARY

	1	2	3	4	OT	TOTAL	FIELD GOALS (MADE) & MISSED
CLEVELAND	0	3	7	0	-	10	G. Hartley (38)
BALTIMORE	0	3	0	17	-	20	J. Tucker (25, 28)

TEAM	QTR	TIME	PLAY DESCRIPTION (extra point)	DRIVE	SCORE
Ravens	2	8:05	J. Tucker 25 yd. Field Goal	9-51, 3:32	0-3
Browns	2	2:32	G. Hartley 38 yd. Field Goal	10-55, 5:33	3-3
Browns	3	3:29	T. West 2 yd. run (G. Hartley kick)	7-80, 3:53	10-3
Ravens	4	10:37	J. Tucker 28 yd. Field Goal	8-73, 4:04	10-6
Ravens	4	7:33	T. Smith 16 yd. pass from J. Flacco (J. Tucker kick)	2-69, 0:50	10-13
Ravens	4	3:44	K. Aiken 2 yd. pass from J. Flacco (J. Tucker kick)	6-57, 3:16	10-20

OFFICIALS – Referee: Gene Steratore (114), Umpire: Bruce Stritesky (102), Head Linesman: Phil McKinnely (10), Line Judge: Gary Arthur (108), Side Judge: Mike Weatherford (116), Field Judge: Bob Waggoner (25), Back Judge: Dino Paganelli (105)

TEAM STATISTICS

	BROWNS	RAVENS
First Downs	16 (3-10-3)	22 (5-14-3)
Third Downs	3-13 (23%)	4-13 (31%)
Fourth Downs	1-1 (100%)	0-1 (0%)
Total Net Yards	259	419
Plays – Average	61-4.2	65-6.4
Net Yds Rushing	109	129
Rushes – Average	29-3.8	28-4.6
Net Yards Passing	150	290
Att. – Yds Lost – Gross Pass.	4-27-177	1-22-312
Passes Att. – Comp. – INT	28-14-1	36-22-0
Red Zone	1-2 (50%)	2-6 (33%)
Goal-to-Go	1-1 (100%)	1-2 (50%)
Punts – Avg.	7-43.9	6-46.5
Penalties – Yards	7-58	8-55
Fumbles – Lost	1-1	2-0
Time of Possession	30:43	29:17

INDIVIDUAL STATISTICS

BROWNS											RAVENS										
RUSHING											RUSHING										
	ATT	YDS	AVG	LG	TD		ATT	YDS	AVG	LG	TD										
T. West	18	94	5.2	36	1	J. Forsett	17	119	7.0	32	0										
C. Shaw	7	9	1.3	7	0	B. Pierce	6	8	1.3	4	0										
I. Crowell	4	6	1.5	2	0	J. Flacco	3	1	0.3	3	0										
Total	29	109	3.8	36	1	F. Toussaint	2	1	0.5	1	0										
Total	29	109	3.8	36	1	Total	28	129	4.6	32	0										
PASSING											PASSING										
	ATT	CMP	YDS	SK/YD	TD	LG	IN	RT		ATT	CMP	YDS	SK/YD	TD	LG	IN	RT				
C. Shaw	28	14	177	4/27	0	49	1	55.2	J. Flacco	36	22	312	1/22	2	53	0	107.6				
Total	28	14	177	4/27	0	49	1	55.2	Total	36	22	312	1/22	2	53	0	107.6				
RECEIVING											RECEIVING										
	REC	YDS	AVG	LG	TD		REC	YDS	AVG	LG	TD										
A. Hawkins	4	33	8.3	15	0	S. Smith Sr.	8	90	11.3	24	0										
T. Gabriel	3	66	22.0	49	0	T. Smith	4	83	20.8	53	1										
J. Cameron	3	41	13.7	30	0	O. Daniels	2	46	23.0	39	0										
T. West	2	12	6.0	9	0	J. Forsett	2	17	8.5	21	0										
I. Crowell	1	16	16.0	16	0	K. Aiken	2	13	6.5	11	1										
T. Benjamin	1	9	9.0	9	0	C. Gillmore	1	22	22.0	22	0										
Total	14	177	12.6	49	0	M. Campanaro	1	17	17.0	17	0										
Total	14	177	12.6	49	0	M. Brown	1	17	17.0	17	0										
INTERCEPTIONS											INTERCEPTIONS										
	NO	YDS	AVG	LG	TD		NO	YDS	AVG	LG	TD										
Total	0	0	0	0	0	L. Webb	1	0	0.0	0	0										
Total	0	0	0	0	0	Total	1	0	0.0	0	0										
SACKS											SACKS										
P. Kruger 1-22											McPhee 2-9, Suggs 1-9, Tyson, 1-9										
TACKLES (TOP 3)											TACKLES (TOP 3)										
K. Dansby 8 (6 solo), C. Robertson 8 (5 solo), J. Hughes 7 (2 solo)											D. Smith 9 (3 solo), C. Mosley 7 (3 solo), L. Guy 6 (0 solo)										



WILD CARD: RAVENS 30, STEELERS 17

Baltimore (11-6) • Pittsburgh (11-6)

Saturday, January 3, 2015 • 8:15 PM ET • Heinz Field • Pittsburgh

Weather: 48°, Cloudy, Wind S 10 mph • Attendance: 62,780 • Time: 3:10



Behind an offensive line that included two rookie starters (LT James Hurst and RG John Urschel), the Ravens put together scoring drives of 80, 70, 57 and 69 yards in their 30-17 victory over the Steelers. Meanwhile, Baltimore's defense was stout, holding Pittsburgh out of the end zone for three quarters and sacking QB Ben Roethlisberger 5 times. OLB Terrell Suggs and S Darian Stewart each intercepted "Big Ben" passes, while Stewart added a FR (TE Heath Miller). But, more than any other player, the Ravens' victory was inspired by QB Joe Flacco, who threw 2 TD passes while completing 18 of 29 passes for 259 yards without an INT. (Flacco now has 13 TD throws without an INT in his last five playoff games, with the first four of those coming in the team's 2012 Super Bowl XLVII Championship run.) Flacco averaged 14.3 yards per completion in this playoff triumph. It was the Ravens' first postseason win in Pittsburgh after losses in 2001, 2008 and 2010. Dominating time of possession (12:03 to 2:57), the Steelers took a 3-0 first-quarter lead on a 45-yard K Shaun Suisham FG. The Ravens gained a 7-3, second-quarter advantage after RB Bernard Pierce's 5-yard TD run completed an 8-play, 80-yard drive. After Suisham (22 yards) and K Justin Tucker (28) exchanged FGs, Suisham made the score 10-9 at the half with his 47-yarder. The Ravens dominated the third quarter when Flacco produced a perfect QB rating (158.3), leading his teammates on two scoring drives. The first resulted in a 48-yard Tucker FG and the second came on a Flacco to WR Torrey Smith 11-yard TD dart to give the Ravens a 20-9 lead. Flacco escaped the pocket on that throw, moving left and finding Smith in the corner of the end zone. After a RB Justin Forsett fumble, Roethlisberger brought the Steelers within 5 (20-15) on a 6-yard throw to WR Martavis Bryant. (The 2-point conversion failed.) After a 52-yard Tucker FG put the Ravens up 23-15, Flacco struck again following the Suggs INT. Baltimore's QB hit rookie TE Crockett Gillmore with a 21-yard TD throw to give the visitors a 30-15 lead with 7:56 left in the game. Pittsburgh blocked a P Sam Koch punt out of the end zone for the game's final points.

BALTIMORE RAVENS (Head Coach: John Harbaugh)

OFFENSE

WR	82	T. Smith
WR	89	S. Smith Sr.
LT	74	J. Hurst
LG	72	K. Osemele
C	53	J. Zuttah
RG	64	J. Urschel
RT	73	M. Yanda
TE	81	O. Daniels
QB	5	J. Flacco
FB	44	K. Juszczyk
RB	29	J. Forsett

DEFENSE

DT	92	H. Ngata
NT	98	B. Williams
DE	99	C. Canty
OLB	55	T. Suggs
ILB	57	C. Mosley
ILB	51	D. Smith
SAM	91	C. Upshaw
LCB	21	L. Webb
FS	24	D. Stewart
SS	33	W. Hill
RCB	38	R. Melvin

PITTSBURGH STEELERS (Head Coach: Mike Tomlin)

OFFENSE

WR	84	A. Brown
LT	68	K. Beachum
LG	73	R. Foster
C	53	M. Pouncey
RG	66	D. DeCastro
RT	77	M. Gilbert
TE	83	H. Miller
RB	34	B. Tate
FB	46	Wi. Johnson
QB	7	B. Roethlisberger
TE	89	M. Spaeth

DEFENSE

DE	97	C. Heyward
NT	90	S. McLendon
DE	91	S. Tuitt
LOLB	93	J. Worilds
LILB	51	S. Spence
RILB	94	L. Timmons
ROLB	92	J. Harrison
LCB	22	W. Gay
FS	23	M. Mitchell
SS	43	T. Polamalu
RCB	25	B. McCain

GAME SUMMARY

	1	2	3	4	OT	TOTAL	FIELD GOALS (MADE) & MISSED
BALTIMORE	0	10	10	10	-	30	J. Tucker (28, 45, 52)
PITTSBURGH	3	6	0	8	-	17	S. Suisham (45, 22, 47)

TEAM	QTR	TIME	PLAY DESCRIPTION (extra point)	DRIVE	SCORE
Steelers	1	1:29	S. Suisham 45 yd. Field Goal	9-33, 5:36	0-3
Ravens	2	12:28	B. Pierce 5 yd. run (J. Tucker kick)	8-80, 4:01	7-3
Steelers	2	5:40	S. Suisham 22 yd. Field Goal	12-82, 6:48	7-6
Ravens	2	2:41	J. Tucker 28 yd. Field Goal	10-70, 2:59	10-6
Steelers	2	0:37	S. Suisham 47 yd. Field Goal	9-53, 2:04	10-9
Ravens	3	10:06	J. Tucker 45 yd. Field Goal	9-57, 4:54	13-9
Ravens	3	4:13	T. Smith 11 yd. pass from J. Flacco (J. Tucker kick)	6-69, 3:25	20-9
Steelers	4	11:01	M. Bryant 6 yd. pass from B. Roethlisberger (pass failed)	2-45, 0:50	20-15
Ravens	4	8:47	J. Tucker 52 yd. Field Goal	7-29, 2:14	23-15
Ravens	4	7:56	C. Gillmore 21 yd. pass from J. Flacco (J. Tucker kick)	1-21, 0:07	30-15
Steelers	4	1:56	Punt blocked by S. Thomas out of bounds in end zone for a Safety		30-17

OFFICIALS – Referee: Clete Blakeman (34), Umpire: Butch Hannah (40), Head Linesman: Mark Hittner (28), Line Judge: Jeff Seeman (45), Side Judge: Rick Patterson (15), Field Judge: Buddy Horton (82), Back Judge: Perry Paganelli (46)

TEAM STATISTICS

	RAVENS	STEELERS
First Downs	19 (5-11-3)	22 (5-15-2)
Third Downs	4-11 (36%)	5-16 (31%)
Fourth Downs	1-1 (100%)	2-3 (67%)
Total Net Yards	299	387
Plays – Average	55-5.4	72-5.4
Net Yds Rushing	53	68
Rushes – Average	25-2.0	19-3.6
Net Yards Passing	246	319
Att. – Yds Lost – Gross Pass.	1-13-259	5-37-356
Passes Att. – Comp. – INT	29-18-0	48-33-2
Red Zone	2-3 (67%)	1-3 (33%)
Goal-to-Go	1-1 (100%)	1-2 (50%)
Punts – Avg.	2-24.5	3-38.3
Penalties – Yards	2-14	8-114
Fumbles – Lost	2-1	2-1
Time of Possession	24:43	35:17

INDIVIDUAL STATISTICS

RAVENS											STEELERS										
RUSHING	ATT	YDS	AVG	LG	TD	RUSHING	ATT	YDS	AVG	LG	TD	RUSHING	ATT	YDS	AVG	LG	TD				
J. Forsett	16	40	2.5	14	0	J. Harris	9	25	2.8	8	0	B. Tate	5	19	3.8	8	0				
J. Flacco	8	8	1.0	9	0	B. Tate	2	16	8.0	16	0	B. Roethlisberger	1	6	6.0	6	0				
B. Pierce	1	5	5.0	5	1	M. Bryant	1	3	3.0	3	0	Wi. Johnson	1	-1	-1.0	-1	0				
Total	25	53	2.1	14	1	D. Archer	1	-1	-1.0	-1	0	Total	19	68	3.6	16	0				
PASSING	ATT	CMP	YDS	SK/YD	TD	LG	IN	RT	PASSING	ATT	CMP	YDS	SK/YD	TD	LG	IN	RT				
J. Flacco	29	18	259	1/13	2	40	0	114.0	B. Roethlisberger	45	31	334	5/37	1	44	2	79.3				
Total	29	18	259	1/13	2	40	0	114.0	B. Gradkowski	3	2	22	0/0	0	18	0	88.2				
Total	29	18	259	1/13	2	40	0	114.0	Total	48	33	356	5/37	1	44	2	79.9				
RECEIVING	REC	YDS	AVG	LG	TD	RECEIVING	REC	YDS	AVG	LG	TD	RECEIVING	REC	YDS	AVG	LG	TD				
S. Smith Sr.	5	101	20.2	40	0	A. Brown	9	117	13.0	44	0	H. Miller	6	76	12.7	30	0				
O. Daniels	4	70	17.5	23	0	M. Wheaton	5	66	13.2	17	0	M. Bryant	5	61	12.2	22	1				
T. Smith	2	28	14.0	17	1	D. Archer	3	15	5.0	7	0	D. Archer	3	15	5.0	7	0				
K. Juszczyk	2	16	8.0	9	0	B. Tate	2	9	4.5	5	0	J. Harris	2	6	3.0	6	0				
C. Gillmore	1	21	21.0	21	1	D. Heyward-Bey	1	6	6.0	6	0	Total	33	356	10.8	44	1				
M. Brown	1	9	9.0	9	0	Total	33	356	10.8	44	1	INTERCEPTIONS	NO	YDS	AVG	LG	TD				
J. Forsett	1	7	7.0	7	0	Total	0	0	0	0	0	NO	YDS	AVG	LG	TD					
K. Aiken	1	4	4.0	4	0	Total	0	0	0	0	0	NO	YDS	AVG	LG	TD					
J. Jones	1	3	3.0	3	0	Total	0	0	0	0	0	NO	YDS	AVG	LG	TD					
Total	18	259	14.4	40	2	Total	0	0	0	0	0	NO	YDS	AVG	LG	TD					
INTERCEPTIONS	NO	YDS	AVG	LG	TD	INTERCEPTIONS	NO	YDS	AVG	LG	TD	INTERCEPTIONS	NO	YDS	AVG	LG	TD				
T. Suggs	1	3	3.0	3	0	Total	0	0	0	0	0	Total	0	0	0	0	0				
D. Stewart	1	0	0.0	0	0	Total	0	0	0	0	0	Total	0	0	0	0	0				
Total	2	3	1.5	3	0	Total	0	0	0	0	0	Total	0	0	0	0	0				
SACKS	SACKS																				
E. Dumervil 2-18, B. Williams 1-9, C. Upshaw 1-7, H. Ngata 1-3	S. Spence 1-13																				
TACKLES (TOP 3)	TACKLES (TOP 3)																				
D. Smith 10 (9 solo), C. Mosley 9 (5 solo), L. Webb 8 (7 solo)	T. Polamalu 8 (5 solo), L. Timmons 7 (3 solo), B. McCain 6 (5 solo)																				



DIVISIONAL: PATRIOTS 35, RAVENS 31

Baltimore (11-7) · New England (13-4)

Saturday, January 10, 2015 · 4:35 PM ET · Gillette Stadium · Foxborough, MA
Weather: 20°, Clear, Wind W 12 mph · Attendance: 68,756 · Time: 3:29



The Ravens' bid to play in their fourth AFC Championship game in seven seasons came to an abrupt end in Foxborough with a narrow 35-31 defeat. New England erased two 14-point Baltimore leads to win the battle, becoming the first team in NFL history to accomplish the feat. The Ravens jumped out to a 7-0 lead on a QB Joe Flacco-to-WR Kamar Aiken 19-yard touchdown pass on the game's opening drive. On Baltimore's next series, after forcing a Patriots' punt, Flacco engineered an 11-play, 79-yard drive, culminating with a WR Steve Smith Sr. 9-yard touchdown catch. QB Tom Brady then answered with a 4-yard touchdown rush to make the score 14-7. With 3:37 to go in the first half, New England tied the game with a Brady-to-WR Danny Amendola 15-yard touchdown. But, following a LB Daryl Smith interception, Baltimore re-gained the lead on a TE Owen Daniels 11-yard touchdown catch from Flacco with :10 left in the half. Pro Bowl RB Justin Forsett, who rushed for 129 yards in the game, caught a 16-yard pass from Flacco for a touchdown to open the scoring in the second half, giving the Ravens a 28-14 edge. New England stormed back again, however, scoring TDs on its next two drives. First, a 5-yard TE Rob Gronkowski slant pass made it 28-21, and then WR Julian Edelman, a former QB at Kent State, connected with Amendola on a 51-yard touchdown, Edelman's first-career NFL touchdown pass. Flacco then threw his first postseason interception since 2011, snapping a streak of 197-consecutive attempts without a pick (the second-long mark in NFL postseason history). The Baltimore defense, which held New England to a franchise-postseason-low 14 rushing yards (on 13 carries) stopped the Patriots on the next series. Then, the Ravens, who were 4-of-5 in the red zone, had to settle for a K Justin Tucker 25-yard field goal early in the fourth quarter, giving Baltimore a 31-28 advantage. New England took its first lead of the game on a Brady-to-WR Brandon LaFell 23-yard pass at the 5:13 mark, which ended up being the decisive scoring play. Flacco and the Ravens had two more chances, but a S Duron Harmon interception in the end zone and a deflected Hail Mary pass sealed the Patriots' victory.

BALTIMORE RAVENS (Head Coach: John Harbaugh)

OFFENSE		DEFENSE	
WR 82	T. Smith	DT 92	H. Ngata
WR 89	S. Smith Sr.	NT 98	B. Williams
LT 74	J. Hurst	OLB 55	T. Suggs
LG 72	K. Osemele	ILB 57	C. Mosley
C 53	J. Zuttah	ILB 51	D. Smith
RG 64	J. Urschel	SAM 91	C. Upshaw
RT 73	M. Yanda	LCB 21	L. Webb
TE 81	O. Daniels	FS 24	D. Stewart
QB 5	J. Flacco	SS 33	W. Hill
WR 14	M. Brown	RCB 38	R. Melvin
RB 29	J. Forsett	DB 26	M. Elam

NEW ENGLAND PATRIOTS (Head Coach: Bill Belichick)

OFFENSE		DEFENSE	
WR 19	B. LaFell	LE 50	R. Ninkovich
LT 77	N. Solder	DT 75	V. Wilfork
LG 63	D. Connolly	DT 96	S. Siliga
C 66	B. Stork	RE 95	Cha. Jones
RG 62	R. Wendell	LB 91	J. Collins
RT 76	S. Vollmer	LB 54	D. Hightower
TE 87	R. Gronkowski	LCB 24	D. Revis
WR 11	J. Edelman	RCB 39	B. Browner
QB 12	T. Brady	S 23	P. Chung
WR 80	D. Amendola	S 32	D. McCourty
RB 38	B. Bolden	DB 25	K. Arrington

GAME SUMMARY

	1	2	3	4	OT	TOTAL	FIELD GOALS (MADE) & MISSED
BALTIMORE	14	7	7	3	-	31	J. Tucker (25)
NEW ENGLAND	7	7	14	7	-	35	None

TEAM	QTR	TIME	PLAY DESCRIPTION (extra point)	DRIVE	SCORE
Ravens	1	12:18	K. Aiken 19 yd. pass from J. Flacco (J. Tucker kick)	5-71, 2:42	7-0
Ravens	1	4:44	S. Smith 9 yd. pass from J. Flacco (J. Tucker kick)	11-79, 6:00	14-0
Patriots	1	0:48	T. Brady 4 yd. run (S. Gostkowski kick)	8-78, 3:56	14-7
Patriots	2	3:37	D. Amendola 15 yd. pass from T. Brady (S. Gostkowski kick)	10-67, 3:36	14-14
Ravens	2	0:10	O. Daniels 11 yd. pass from J. Flacco (J. Tucker kick)	6-57, 0:53	21-14
Ravens	3	10:22	J. Forsett 16 yd. pass from J. Flacco (J. Tucker kick)	9-70, 3:40	28-14
Patriots	3	6:48	R. Gronkowski 5 yd. pass from T. Brady (S. Gostkowski kick)	9-80, 3:34	28-21
Patriots	3	4:20	D. Amendola 51 yd. pass from J. Edelman (S. Gostkowski kick)	3-70, 1:13	28-28
Ravens	4	10:17	J. Tucker 25 yd. Field Goal	16-73, 7:52	31-28
Patriots	4	5:13	B. LaFell 23 yd. pass from T. Brady (S. Gostkowski kick)	10-74, 5:04	31-35

OFFICIALS – Referee: Bill Vinovich (52), Umpire: Richard Hall (49), Head Linesman: Wayne Mackie (106), Line Judge: Gary Arthur (108), Side Judge: Jeff Lamberth (21), Field Judge: David Meslow (118), Back Judge: Tony Steratore (112)

TEAM STATISTICS

	RAVENS	PATRIOTS
First Downs	28 (10-16-2)	29 (4-22-3)
Third Downs	1-9 (11%)	6-11 (55%)
Fourth Downs	3-3 (100%)	0-0 (0%)
Total Net Yards	428	422
Plays – Average	73-5.9	66-6.4
Net Yds Rushing	136	14
Rushes – Average	28-4.9	13-1.1
Net Yards Passing	292	408
Att. – Yds Lost – Gross Pass.	0-0-292	2-10-418
Passes Att. – Comp. – INT	45-28-2	51-34-1
Red Zone	4-5 (80%)	3-3 (100%)
Goal-to-Go	0-1 (0%)	2-2 (100%)
Punts – Avg.	4-50.3	5-37.8
Penalties – Yards	7-65	7-60
Fumbles – Lost	1-0	2-0
Time of Possession	32:39	27:21

INDIVIDUAL STATISTICS

RAVENS											PATRIOTS																
RUSHING						ATT	YDS	AVG	LG	TD	RUSHING						ATT	YDS	AVG	LG	TD						
J. Forsett						24	129	5.4	19	0	B. Bolden						3	7	2.3	4	0						
F. Toussaint						2	5	2.5	3	0	S. Vereen						1	6	6.0	6	0						
B. Pierce						1	2	2.0	2	0	L. Blount						3	1	0.3	2	0						
M. Campanaro						1	0	0.0	0	0	T. Brady						6	0	0.0	4	1						
Total						28	136	4.9	19	0	Total						13	14	1.1	6	1						
PASSING						ATT	CMP	YDS	SK/YD	TD	LG	IN	RT	PASSING						ATT	CMP	YDS	SK/YD	TD	LG	IN	RT
J. Flacco						45	28	292	0/0	4	35	2	92.1	T. Brady						50	33	367	2/10	3	46	1	99.3
Total						45	28	292	0/0	4	35	2	92.1	Total						51	34	418	2/10	4	51	1	109.8
RECEIVING						REC	YDS	AVG	LG	TD	RECEIVING						REC	YDS	AVG	LG	TD						
M. Brown						5	39	7.8	13	0	J. Edelman						8	74	9.3	13	0						
O. Daniels						4	41	10.3	17	1	R. Gronkowski						7	108	15.4	46	1						
M. Campanaro						4	39	9.8	16	0	D. Amendola						5	81	16.2	51	2						
K. Juszczyk						4	29	7.3	11	0	B. LaFell						5	62	12.4	23	1						
T. Smith						3	62	20.7	35	0	M. Hoomanawanui						4	43	10.8	16	0						
S. Smith Sr.						3	44	14.7	19	1	S. Vereen						4	39	9.8	14	0						
J. Forsett						2	17	8.5	16	1	B. Bolden						1	11	11.0	11	0						
K. Aiken						1	19	19.0	19	1	Total						34	418	12.3	51	4						
C. Gillmore						1	9	9.0	9	0	INTERCEPTIONS						NO	YDS	AVG	LG	TD						
F. Toussaint						1	-7	-7.0	-7	0	D. McCourty						1	0	0.0	0	0						
Total						28	292	10.4	35	4	D. Harmon						1	0	0.0	0	0						
INTERCEPTIONS						NO	YDS	AVG	LG	TD	Total						2	0	0.0	0	0						
D. Smith						1	0	0.0	0	0	SACKS																
Total						1	0	0.0	0	0	T. Jernigan 1-6, P. McPhee 0.5-2, T. Suggs 0.5-2																
SACKS												TACKLES (TOP 3)															
R. Melvin 11 (9 solo), C. Mosley 10 (7 solo), D. Smith 6 (4 solo)												J. Collins 11 (8 solo), D. Hightower 8 (4 solo), P. Chung 7 (5 solo)															



2014 NFL RANKINGS



	OFFENSE			DEFENSE		
	TOTAL	RUSH	PASS	TOTAL	RUSH	PASS
Arizona Cardinals	24	31	14	24	13	29
Atlanta Falcons	8	24	5	32	21	32
BALTIMORE RAVENS	12	8	13	8	4	24
Buffalo Bills	26	25	18	4	11	3
Carolina Panthers	16	7	19	10	16	11
Chicago Bears	21	27	15	30	17	30
Cincinnati Bengals	15	6	21	22	20	20
Cleveland Browns	23	17	20	23	32	8
Dallas Cowboys	7	2	16	19	8	26
Denver Broncos	4	15	4	3	2	9
Detroit Lions	19	28	12	2	*1	13
Green Bay Packers	6	11	8	15	23	10
Houston Texans	17	5	24	16	10	21
Indianapolis Colts	3	22	*1	11	18	12
Jacksonville Jaguars	31	21	31	26	27	22
Kansas City Chiefs	25	10	29	7	28	2
Miami Dolphins	14	12	17	12	24	6
Minnesota Vikings	27	14	28	14	25	7
New England Patriots	11	18	9	13	9	17
New Orleans Saints	*1	13	3	31	29	25
New York Giants	10	23	7	29	30	18
New York Jets	22	3	32	6	5	14
Oakland Raiders	32	32	26	21	22	16
Philadelphia Eagles	5	9	6	28	15	31
Pittsburgh Steelers	2	16	2	18	6	27
St. Louis Rams	28	20	23	17	14	19
San Diego Chargers	18	30	10	9	26	4
San Francisco 49ers	20	4	30	5	7	5
Seattle Seahawks	9	*1	27	*1	3	*1
Tampa Bay Buccaneers	30	29	25	25	19	28
Tennessee Titans	29	26	22	27	31	15
Washington Redskins	13	19	11	20	12	23

*NFL leader

BALTIMORE RAVENS

RAVENS TOP 2014 PLAYER RANKINGS

Player	Category	No.	AFC Rank	NFL Rank	Player	Category	No.	AFC Rank	NFL Rank
Elvis Dumervil	Sack Yards	127.5	2	2	Sam Koch	Net Punting Average	43.3	1	1
Elvis Dumervil	Sacks	17.0	3	3	Sam Koch	Gross Punting Average	47.4	2	3
Justin Forsett	Rushing YPC (RB)	5.4	1	1	Sam Koch	Longest Punt	73	3	4
Justin Forsett	20+ Yard Rushes	17	1	1	C.J. Mosley	Total Tackles	129	3	8
Justin Forsett	10+ Yard Rushes	40	1	2	Daryl Smith	Total Tackles	127	4	9
Justin Forsett	Rushing Yards	1,266	2	5	Torrey Smith	Receiving TDs	11	5t	10t
Justin Forsett	Rushing Touchdowns	8	3t	8t	Terrell Suggs	Sack Yards	87	4	7
Justin Forsett	Scrimmage Yards	1,529	5	10	Terrell Suggs	Sacks	12.0	6	9t
Jacoby Jones	Longest KOR	108t	1	1	Justin Tucker	KO Touchbacks	60	3	4
Jacoby Jones	Single-Game KOR	188	1	2	Justin Tucker	Field Goals Made	29	6t	8t
Jacoby Jones	KOR Average	30.6	2	2	Justin Tucker	Leading Scorers (Ks)	129	6	10
Jacoby Jones	Punt Return Average	9.2	5	9t					



2014 NFL STANDINGS



AMERICAN FOOTBALL CONFERENCE

NORTH							EAST						
	W	L	T	PCT.	PF	PA		W	L	T	PCT.	PF	PA
z-Pittsburgh	11	5	0	.688	436	368	*-New England	12	4	0	.750	468	313
y-Cincinnati	10	5	1	.656	365	344	Buffalo	9	7	0	.563	343	289
y-Baltimore	10	6	0	.625	409	302	Miami	8	8	0	.500	388	373
Cleveland	7	9	0	.438	299	337	New York Jets	4	12	0	.250	283	401



SOUTH							WEST						
	W	L	T	PCT.	PF	PA		W	L	T	PCT.	PF	PA
z-Indianapolis	11	5	0	.688	458	369	z-Denver	12	4	0	.750	482	354
Houston	9	7	0	.563	372	307	Kansas City	9	7	0	.563	353	281
Jacksonville	3	13	0	.188	249	412	San Diego	9	7	0	.563	348	348
Tennessee	2	14	0	.125	254	438	Oakland	3	13	0	.188	253	452

NATIONAL FOOTBALL CONFERENCE

NORTH							EAST						
	W	L	T	PCT.	PF	PA		W	L	T	PCT.	PF	PA
z-Green Bay	12	4	0	.750	486	348	z-Dallas	12	4	0	.750	467	352
y-Detroit	11	5	0	.688	321	282	Philadelphia	10	6	0	.625	474	400
Minnesota	7	9	0	.438	325	343	New York Giants	6	10	0	.375	380	400
Chicago	5	11	0	.313	319	442	Washington	4	12	0	.250	301	438



SOUTH							WEST						
	W	L	T	PCT.	PF	PA		W	L	T	PCT.	PF	PA
z-Carolina	7	8	1	.469	339	374	*-Seattle	12	4	0	.750	394	254
New Orleans	7	9	0	.438	401	424	y-Arizona	11	5	0	.688	310	299
Atlanta	6	10	0	.375	381	417	San Francisco	8	8	0	.500	306	340
Tampa Bay	2	14	0	.125	277	410	St. Louis	6	10	0	.375	324	354

z-Clinched division y-Wild Card

*-Clinched division & homefield advantage

2014 NFL POSTSEASON

AFC

Wild Card Playoff Games

Cincinnati (10) at Indianapolis (26)
Baltimore (30) at Pittsburgh (17)

Divisional Playoff Games

Baltimore (31) at New England (35)
Indianapolis (24) at Denver (13)

Championship Game

Indianapolis (7) at New England (45)

NFC

Wild Card Playoff Games

Arizona (16) at Carolina (27)
Detroit (20) at Dallas (24)

Divisional Playoff Games

Carolina (17) at Seattle (31)
Dallas (21) at Green Bay (26)

Championship Game

Green Bay (22) at Seattle (28)



Super Bowl XLIX at University of Phoenix Stadium • Glendale, Arizona

New England (AFC) 28, Seattle (NFC) 24

NFL Pro Bowl at University of Phoenix Stadium • Glendale, Arizona

Team Irvin 32, Team Carter 28




Marshal Yanda





Steve Bisciotti





SUPER BOWL XLVII CHAMPIONS



An emotionally-charged and thrilling six weeks kicked off the Baltimore Ravens' 2012 campaign. Despite playing their first four games in an 18-day span, the Ravens produced a 5-1 record, marking the best start ever under John Harbaugh. Highlighted by a season-opening victory on Monday Night Football against division foe Cincinnati and an exhilarating, last-second

triumph over AFC rival New England, the Ravens immediately demonstrated the type of heart and resolve that would allow them to conquer anything in an NFL season.

Climbing to 9-2, Baltimore tied (2006) the best record to begin a season in franchise history. Following their bye week, the battle-tested Ravens won four-straight games – three of which occurred in hostile road clashes. Though a rash of injuries to key contributors left them shorthanded, the Ravens remained relentless and emerged victorious in hard-fought contests at Cleveland and Pittsburgh. Baltimore's grit was never more on display than in Week 12 at San Diego, when Ray Rice converted a fourth-and-29 catch – later voted "NFL Play of the Year" – to send the game into overtime and help capture the comeback win.

While able to secure the AFC North Title with a decisive victory over the New York Giants in Week 16, the Ravens closed out the regular season by dropping four of their last five games. This stretch included three-consecutive


defeats – two by three points – to begin December, all against emerging playoff contenders. Many outsiders perceived the run of losses to be Baltimore's late-season demise, but the Ravens felt otherwise. As each wintry week passed, the team's resilient chemistry never faded, nor did its genuine belief that the best was yet to come.

On NFL Wild Card weekend, before a sellout M&T Bank Stadium crowd that celebrated and saluted Ray Lewis in his final home game, Baltimore pummeled the Colts, 24-9, kick-starting an incredible playoff run. Holding Indy without a touchdown, the Ravens' defense was led by Lewis, who returned to action for the first time since tearing his triceps in Week 6.

"I think we're all appreciative, grateful for the opportunity to be here and to witness this historic moment in sports," head coach John Harbaugh said after the win. "And, it wasn't just about one guy [Lewis]. Nobody understands it more than the one guy we're talking about. It was about a team. It was about a city, a fan base, a great sport, about a great career."

Fresh off an emotional victory over Indianapolis, Baltimore traveled to No. 1 seed Denver for a Divisional Playoff bout. Riding an 11-game win streak, the heavily-favored Broncos had beaten the Ravens, 34-17, in Charm City four weeks prior.

But despite its underdog status, Baltimore approached the game with the brazen attitude of a champion. It was a boldness reinforced by strength gained while facing adversity throughout the season. It was also a resiliency the team had developed and a brotherhood that leaders such as Harbaugh, Lewis, Terrell Suggs, Joe Flacco and Rice had cultivated from Day One.



LB Ray Lewis emerges from the M&T Bank Stadium tunnel for the final home intro of his career prior to the Wild Card win over Indianapolis (1/6/13).



WR Jacoby Jones secures QB Joe Flacco's deep pass, connecting for a 70-yard TD to send the Divisional Playoff at Denver (1/12/13) into overtime.



SUPER BOWL XLVII CHAMPIONS



As part of 21 unanswered points by Baltimore, WR Anquan Boldin scores a fourth-quarter TD in the 28-13 AFC Championship victory at New England (1/20/13).

In what became the fourth-longest game (4:11) in NFL history, the Ravens outlasted the Broncos, 38-35, in double OT, producing an electrifying victory-turned instant classic.

Facing third-and-three with 31 seconds remaining in regulation, Flacco found Jacoby Jones, who had blazed past defenders down the right sideline, to manufacture an improbable 70-yard touchdown bomb. The crowd-silencing connection cut the deficit to 1, with Justin Tucker then quickly tying the game at 35 to force overtime. Near the end of the extra period, Corey Graham intercepted Peyton Manning, ultimately setting up a 47-yard game-winning field goal by Tucker in double OT and sealing the Ravens' 38-35 win.

"Thanks for bearing witness to one of the greatest football games you're ever going to see," stated Harbaugh after the victory, which sent Baltimore to the AFC Championship for a second-straight season and third time in five years. "That football game did the game of football proud."

Next up was an AFC Title bout with the No. 2 seed Patriots, who just 12 months prior had knocked out Baltimore in the exact same setting. Though the Ravens' hearts were battered following the 2011 playoff loss, the defeat served as an influential lesson and a unifying force. It was an outcome that simultaneously marked the bitter end of a poignant journey, but also some inspiration for a determined 2012 Ravens team.

All season long, as they grinded away for a chance to finish what they had started the year before, the Ravens got what they wanted. And this time, they didn't disappoint.

The Patriots, who owned the NFL's No. 1-ranked and highest-scoring offense, were shut out in the second half by a dominant Ravens' "D" that found ways to constantly frazzle Tom Brady and pummel his normally-potent attack. In defeating New England, 28-13, Baltimore clinched a berth in Super

Bowl XLVII, seizing the franchise's second conference title. "Congratulations to our players, to our coaches," Harbaugh said. "[Tonight] was about a football team playing really good football in one of the biggest moments that football has to offer, and that's what I am so proud of as a football coach."

On Feb. 3, 2013, the AFC Champion Ravens battled the NFC Champion 49ers in Super Bowl XLVII. It was the first time in NFL history that two brothers, John and Jim Harbaugh, faced each other as head coaches in a championship game.

"We've seen it all this year," Harbaugh stated before the game. "We've had injuries; we've had adversity; we've had exhilaration; we've had great moments. That's what a season is made of. The team that navigates all these things the best, in the end, will be the one true champion."

And in the end, no team navigated its voyage better than the 2012 Ravens. In what would become a timeless NFL masterpiece – one bursting with drama at every turn – Baltimore defeated San Francisco, 34-31, becoming the NFL's one true champion.

After taking an early 28-6 lead, the Ravens produced a valiant goal-line stand to clinch their second Super Bowl title. Overcoming a feverish 49ers' second-half comeback and a bizarre 34-minute power outage in the third quarter, Baltimore started fast and finished strong, all while entertaining millions of spectators around the globe.

Spurred by Flacco, who was named the game's MVP after completing 22 of 33 passes for 287 yards and three touchdowns, the Ravens capped a remarkable journey – one that will forever live in football lore.


"We've got a lot of resolve. That's why we won the game," stated Harbaugh, who with the victory set an NFL record for most playoff wins (nine) in a head coach's first five seasons. "It wasn't perfect, it wasn't pretty, but it was us."



John Harbaugh hoists the Lombardi Trophy following the Ravens' thrilling 34-31 victory over San Francisco in Super Bowl XLVII (2/3/13).



SUPER BOWL XXXV CHAMPIONS



The young and brash Baltimore Ravens began the 2000 NFL season talking playoffs and ending the year as World Champions, thanks to one of the most dominant defenses in pro football history.

The Ravens' Super Journey began with an ominous regular season schedule that included five road games in seven weeks. In the middle of it all was a five-game streak without a touchdown.

Thankfully, the drought never divided the team.

The race toward the Lombardi Trophy was not without its hurdles: Ray Lewis rebounded from a trying offseason; Trent Dilfer, now a Raven, returned to Tampa Bay for the Super Bowl; an emotional Jermaine Lewis dedicated a superb performance to the memory of his stillborn son. Still, the team rallied the season, and it made the hard-fought victory that much sweeter.

The journey was about the coming of age for talented young players like Jamal Lewis, Chris McAlister and Duane Starks. It also belonged to tough veterans like Rod Woodson, Ray Lewis, Rob Burnett, Shannon Sharpe, Matt Stover, Michael McCrary and Jonathan Ogden.

And the journey also belonged to the fans of Baltimore. The fans numbered in the thousands at the downtown sendoff at Harbor Place. Banners and promises hung in the air, and none would be broken.

While the hometown fans would celebrate with seven-straight days of purple pride, the team took off for Tampa for a week of preparation before the ultimate contest. On Sunday, Jan. 28, 2001, the Ravens kept their promise and defeated the New York Giants, 34-7.


Ray Lewis earned Super Bowl XXXV MVP honors, as well as Defensive Player of the Year. The Ravens tied a Super Bowl record with four INTs, and they were only the third team in NFL history to not commit a turnover in a Super Bowl. Most exciting new record? Perhaps three successive scores on three seesaw plays. The back-to-back kickoff returns for TDs were yet another new record.

Following the game, owner Art Modell lifted the Lombardi Trophy in the air and said: "To the people of Baltimore City, Baltimore County and the State of Maryland, this belongs to you. From the bottom of my heart, thank you."

When the Ravens flew home on that beautiful, blue-sky Monday after the Super Bowl, they heard about the parade scheduled in their honor for the next day. The icy downpour that Tuesday phased no one. Hundreds of thousands of fans ignored the rain and cold and waited for their heroes to ride by on Baltimore's crowded city streets.

Later, the entire organization was invited to the White House in June to meet President George W. Bush.

Francine Lubera and Kevin Byrne of the Ravens' public relations office chronicled the run to the Super Bowl in the book "Super Journey: Diary of the Ravens World Championship Season" (above left), published in July of 2001.



BALTIMORE FOOTBALL HISTORY

COLTS HISTORY

12/28/46 - Baltimore awarded bankrupt Miami Seahawks franchise of the All-America Football Conference. Re-named Colts via a fan contest.

12/8/49 - AAFC/NFL reached merger agreement. Colts entered the NFL for 1950 season.

12/19/50 - Colts finished 1-11 in their first NFL season with a 15-14 loss to the New York Yanks at Yankee Stadium. The Yanks later became the Baltimore Colts.

1/18/51 - Franchise withdrew from league and received \$50,000 for players by the NFL.

1951-52 - No Colts team existed.

12/3/52 - Commissioner Bert Bell challenged Baltimore to sell 15,000 tickets in six weeks to re-enter NFL. The ticket drive reached its quota in four weeks, three days.

10/1/53 - Carroll Rosenbloom headed an ownership group and Baltimore was awarded the Dallas Texans' franchise.

12/28/58 - Colts defeated NYG, 23-17, at Yankee Stadium for World Championship. That game sparked the emergence of the NFL as a televised sports giant.

12/27/59 - The Colts won their second-straight World Championship over Giants, in Baltimore, 31-16.

1/8/63 - Don Shula replaced Weeb Ewbank as head coach.

12/27/64 - Browns beat Colts, 27-0, in Cleveland for NFL title. Art Modell wins first title.

6/8/66 - NFL and AFL announced plans to merge in 1970. Colts, Browns and Steelers later joined AFC in NFL's realignment.

1/12/69 - Jets defeated Colts, 16-7, in Super Bowl III at Orange Bowl after Joe Namath guaranteed a New York victory.

3/3/70 - Don Shula resigned to become head coach of Miami Dolphins.

1/17/71 - Jim O'Brien kicked 32-yard FG with five seconds left as Colts won Super Bowl V vs. Dallas, 16-13, in first AFC-NFC Super Bowl.

7/26/72 - Robert Irsay traded the L.A. Rams to Carroll Rosenbloom for the Colts.

1/15/75 - Ted Marchibroda named head coach.

4/26/83 - Colts selected John Elway with No. 1 pick in NFL draft, but traded him to Denver for T Chris Hinton, QB Mark Herrmann and Denver's top pick in 1984.

12/18/83 - In the last NFL regular season game in Memorial Stadium (until 1996), the Colts beat the Oilers, 20-10. TE Pat Beach scored the last TD on 12-yard pass from QB Mike Pagel.

3/28/84 - Colts franchise relocated to Indianapolis.

RAVENS HISTORY

1995

11/6 - Cleveland Browns announced intention to move to Baltimore for 1996 season.

1996

2/9 - NFL approved franchise move.

2/15 - Ted Marchibroda was named the Ravens' first head coach 21 years and one month to the day he was hired by the Baltimore Colts in 1975.

3/29 - Baltimore's NFL franchise was officially named "Ravens" after a *Baltimore Sun* telephone poll received a record number of calls supporting the name.

4/1 - The Ravens opened their first Owings Mills training facility with start of offseason program.

6/5 - The new Ravens' logo, colors and uniforms were unveiled in a fashion show at Harborplace in downtown Baltimore.

6/14 - Ravens sold over 50,000 season tickets in 14 days.

9/1 - The Ravens' first-ever regular season game was played before 64,124 fans at Memorial Stadium, the largest crowd in Baltimore professional sports history. QB Vinny Testaverde scored the first TD on a 9-yard run to propel the Ravens to a 19-14 win over the Raiders.

12/22 - The Ravens concluded their inaugural season with a 4-12 record following a 24-21 loss to the Houston Oilers. The Ravens were 4-4 at home, and 0-8 on the road. The team sold out all 10 home games, including the two preseason games. Baltimore held a second-half lead in 10 of its 11 final games, but won only two. QB Vinny Testaverde was voted to the Pro Bowl after throwing for 4,177 yards and 33 TDs. WRs Michael Jackson and Derrick Alexander both eclipsed the 1,000-yard receiving mark and combined for 23 TDs.

1997

3/18 - The Ravens and Western Maryland College (now McDaniel College) entered into a five-year agreement to hold training camp at the Westminster, MD, campus.

12/14 - Baltimore defeated Tennessee, 21-19, in the final game at Memorial Stadium. Of the 16 regular season games played by the Ravens at Memorial Stadium, 13 were televised and all were sold out.

12/21 - Baltimore dropped a 16-14 game at Cincinnati to finish the season 6-9-1. T Jonathan Ogden was named consensus All-Pro and voted as a starter to the Pro Bowl. LB Ray Lewis led the NFL in tackles with 210 and was voted first alternate to the Pro Bowl, then selected as a "needs" player by coach Bill Cowher.

1998

2/14 - The Ravens traded for QB Jim Harbaugh (from Ind.), the first of several key offseason acquisitions, including

RAVENS HISTORY

RB Errict Rhett (2/17), FB Roosevelt Potts (2/24) and CB Rod Woodson (2/25).

9/5 - The new NFL Stadium at Camden Yards (later named PSINet Stadium) was the backdrop for an opening gala that included fireworks, a Stevie Wonder/Baltimore Symphony Orchestra concert and a spectacular laser show.

9/6 - The Ravens opened their new NFL Stadium in downtown Baltimore before a host of dignitaries, a packed house and the Steelers. The Ravens lost, 20-13.

12/28 - After a 6-10 finish, the Ravens did not renew Ted Marchibroda's contract. Six Ravens represented the AFC in the Pro Bowl: LB Peter Boulware, WR/RS Jermaine Lewis, LB Ray Lewis, DE Michael McCrary, T Jonathan Ogden and S Bennie Thompson (special teamer).

1999

1/19 - Brian Billick became the second head coach in Ravens history when he accepted a six-year contract from owner Art Modell. Billick, the highly successful offensive coordinator for Minnesota, directed a Vikings' attack that set a variety of NFL and team records, including the league's single-season scoring mark of 556 points in 1998.

1/26 - PSINet Inc., the first and largest independent commercial Internet provider, announced a 20-year partnership to develop a global network for the Ravens. Under the agreement, the new facility was named PSINet Stadium.

1/30 - Ravens executive vice president of player personnel Ozzie Newsome was selected for induction into the Pro Football Hall of Fame, along with Lawrence Taylor, Eric Dickerson, Tom Mack and Billy Shaw. Newsome was the NFL's all-time leading tight end in pass receptions until Shannon Sharpe eclipsed the record in 2001.

9/12 - Brian Billick's debut as head coach was spoiled in the regular season opener, as St. Louis defeated the Ravens, 27-10, in the TransWorld Dome. QB Kurt Warner had his first NFL start.

12/26 - The Ravens recorded their first-ever shutout, a 22-0 win over Cincinnati. The victory completed a perfect December and gave the Ravens a franchise-high eight victories. Five players (LB Peter Boulware, LB Ray Lewis, DE Michael McCrary, T Jonathan Ogden and S Rod Woodson) were named to the Pro Bowl. The Ravens' defense finished second in the NFL, and in the team's 6-3 finish, Baltimore outscored opponents, 324-277.

2000

2/22 - The Ravens signed seven-time Pro Bowl TE Shannon Sharpe, an unrestricted free agent who had starred for 10 years with the Denver Broncos. Sharpe caught 552 passes for 6,983 yards and 44 TDs for Denver.

3/27 - NFL owners approved the sale of 49% of the Ravens to Anne Arundel County (MD) business executive Steve Bisciotti. In it, Bisciotti had an option to purchase the

remaining 51% for \$325 million in 2004.

SEPT. - The Ravens opened the 2000 season with a 16-0 win at Pittsburgh in their last visit to Three Rivers Stadium on 9/3. They won three of their first four games, including a dramatic 39-36 win over Jacksonville (their first win over the Jaguars) and a 37-0 shutout over Cincinnati.

OCT. - Baltimore finished October at 2-3, and did not score a TD during the month. Trent Dilfer replaced Tony Banks at QB on 10/29 vs Pittsburgh.


NOV./DEC. - Baltimore won its final seven regular season games by a combined score of 193-63. On 11/26, Earnest Byner was the first inductee to the Ravens' Ring of Honor (Ravens won 44-7 vs. Cleveland). On 12/10, Art Modell was honored in pre-game ceremonies for his 40 years of ownership. That day, the Ravens earned their first playoff berth, defeating San Diego, 24-3.

12/24 - The Ravens' defense set a 16-game record by allowing only 165 total points. Baltimore also set an NFL record by allowing only 970 yards rushing. The Ravens finished 12-4 after beating the New York Jets, 34-20, on Christmas Eve. Rookie RB Jamal Lewis rushed for a team-record 1,364 yards in 2000.

12/31 - The Ravens defeated the Denver Broncos, 21-3, in an AFC Wild Card Playoff Game at PSINet Stadium, the first home playoff game in Baltimore since 1977. Jamal Lewis rushed for 110 yards on 30 carries and scored twice, while the defense allowed Denver's rushing attack only 42 yards on the ground.

2001

1/2 - LB Ray Lewis won NFL Defensive Player of the Year honors from *The Associated Press*.



LB Ray Lewis was named the 2000 NFL Defensive Player of the Year and Super Bowl XXXV MVP after the Ravens' win (34-7) over the New York Giants.

RAVENS HISTORY

1/7 - The Ravens scored 14 fourth quarter points to defeat Tennessee, 24-10, at Adelphia Coliseum to advance to the AFC Championship. The go-ahead TD was a 90-yard return by Anthony Mitchell off a blocked FG; then Ray Lewis scored on a 50-yard INT return to seal the win.

1/14 - The Ravens traveled to Oakland and defeated the Raiders, 16-3, in the AFC Championship game to advance to Super Bowl XXXV. TE Shannon Sharpe scored on an NFL postseason-record 96-yard pass from Trent Dilfer. The Ravens limited the Raiders to 24 rushing yards.

1/28 - The Ravens defeated the New York Giants, 34-7, to capture their first World Championship in Super Bowl XXXV, played at Raymond James Stadium in Tampa, FL. Ray Lewis was named Super Bowl MVP and only Ron Dixon's 97-yard KOR for a TD averted a shutout against the Giants. A Super Bowl record was set when three TDs were scored in a span of 36 seconds, including Duane Starks' 49-yard INT return and Jermaine Lewis' 84-yard KOR.

1/30 - Over 200,000 people turned out on a cold, rainy day to attend the Baltimore Ravens' victory parade.

JULY/AUG. - The Ravens opened training camp as defending World Champions with the entire nation watching, as HBO's Hard Knocks: Training Camp with the Baltimore Ravens debuted with the Ravens as the featured team.

9/9 - The Ravens won their 12th-consecutive game and second-consecutive opener with a 17-6 win over the Chicago Bears at PSINet Stadium. On 9/11, the World Trade Center collapsed and the Pentagon was hit, following terrorist attacks.

10/21 - Matt Stover broke the NFL record for most consecutive games with a FG, snapping Fred Cox's old mark of 31, when he booted two three-pointers in a 24-14 loss to the Browns at Cleveland Browns Stadium. Stover's streak ended at 38 games with a missed FGA on 12/16 vs. Pittsburgh.

11/18 - TE Shannon Sharpe became the NFL's all-time leading pass-catching TE (surpassing Ravens executive VP and GM Ozzie Newsome's mark of 662), when Sharpe caught a 29-yard pass on the fifth play of the game vs. the Cleveland Browns. He finished the 2001 season with 692 career receptions for 8,604 yards, both then-all-time NFL highs for a TE.

12/2 - S Rod Woodson set an NFL record by returning a Peyton Manning INT 47 yards for a TD, his 10th career TD on an INT return, in a 39-27 win over Indy. Woodson's TD snapped a tie with Ken Houston (nine career INT-TDs).

12/23 - Corey Dillon of the Bengals rushed for 127 yards, snapping the Ravens' streak of 50 games (including playoffs) of not allowing a 100-yard rusher, the longest streak since the 1989-1992 Eagles had a 53-game streak. The Ravens scored their third consecutive home shutout over the Bengals (16-0), the first time in 24 years (1975-77, Oakland over San Diego) that a team had three straight home shutouts over the same opponent.

2002

1/2 - Six Ravens from the 2001 season were selected to play in the Pro Bowl, tying the team mark set in 1998. Selected were LB Ray Lewis, T Jonathan Ogden, DT Sam Adams, RS Jermaine Lewis, TE Shannon Sharpe and S Rod Woodson.

1/7 - The Ravens played a postponed regular season game against Minnesota at Ravens Stadium and defeated the Vikings, 19-3, allowing Baltimore to advance to the playoffs. The game had been scheduled for Monday, 9/17, but was re-scheduled because of the 9/11 terrorist attacks on the United States. The victory gave the Ravens a 10-6 record and clinched a Wild Card spot as the AFC's fifth seed. LB Peter Boulware set a team record with four sacks vs. the Vikings to finish as the AFC's leading sacker with 15.

1/13 - The Baltimore Ravens traveled to Miami and defeated the Dolphins, 20-3, in an AFC Wild Card Playoff game. Baltimore set a playoff team record with 226 rushing yards on 50 carries. The Ravens became the first team in NFL history to win its first five playoff games. Only Joe Gibbs, who won his first six playoff games, surpassed Brian Billick's mark of five (tied with Tom Flores).

1/20 - After five-consecutive playoff wins (including the Super Bowl run in 2000), the Ravens were stopped at Heinz Field with a 27-10 loss to the Pittsburgh Steelers in the AFC Divisional Playoff game. The Steelers jumped to a 20-0 first-half lead and stifled Baltimore's offense. Baltimore's only TD came when RS Jermaine Lewis set a-then NFL playoff record with an 88-yard punt return for a score in the third quarter.

5/15 - The Ravens and McDaniel College (formerly Western Maryland College) announced a three-year contract extension to keep Ravens training camp in Westminster, MD, through the 2004 season.

9/8 - With the youngest team in NFL history (19 first-year players), the Ravens dropped their first two games at Carolina (10-7) and at home (9/15) vs. the Buccaneers (25-0). A moving tribute was paid to Hall of Famer Johnny Unitas prior to the game, and QB Chris Redman, a close friend and admirer, wore black hightops in honor of his hero. Johnny Unitas passed away on 9/11.

9/30 - Chris McAlister ran into the NFL record books against Denver. With one second remaining in the first half, Broncos K Jason Elam's FGA was short. McAlister caught it in the end zone and returned it 107 yards for a TD – the then-longest play of any kind in league history. The previous record was 106 yards (3 KORs), last accomplished by Roy Green in 1979. Baltimore won 34-23. S Ed Reed blocked the first punt in Ravens history, leading to the Ravens' second TD of the second quarter against the Broncos.

10/20 - Johnny Unitas and seven of his Hall of Fame Colts teammates were enshrined into the Ring of Honor at Ravens Stadium in front of a sellout crowd of 69,173 fans. Enshrined with Unitas were: WR Raymond Berry, RB Lenny Moore, DT

RAVENS HISTORY

Art Donovan, DE Gino Marchetti, TE John Mackey, OT Jim Parker and LB Ted Hendricks. A bronze statue of Unitas' likeness was sculpted by local Baltimore artist Frederick Kail and dedicated at Gate A, newly-named Unitas Plaza. In a joint effort, the Baltimore Ravens, Art Modell, the Steve Bisciotti family, and others commissioned the project.

12/29 - The Ravens lost their final game of the season at Pittsburgh (34-31) in a heart-breaking nailbiter. Hopes of a playoff berth ended, as the Ravens finished with a 7-9 record. Three Ravens players traveled to Hawaii for the Pro Bowl, including T Jonathan Ogden, LB Peter Boulware and first-timer TE Todd Heap.

2003

JAN./FEB. - Ozzie Newsome was named the NFL's first minority general manager. The executive VP and GM promoted three members of his staff: Phil Savage, player personnel director; George Kokinis, pro personnel director; and Eric DeCosta, college scouting director. Former Bears Hall of Fame LB Mike Singletary launched his coaching career when he was hired by the Ravens as the team's LBs coach. Art Modell entered his 43rd (and final) year in the NFL as a franchise owner.

5/6 - Ravens Stadium was re-named M&T Bank Stadium in a press conference held at the stadium. The 15-year, \$75 million agreement included naming rights, as well as, jointly administered community-based programs. The then-147-year-old M&T Bank was headquartered in Buffalo, NY.

9/2 - The average age of the Ravens was only 25.8 years at roster cutdown. Baltimore had 11 first- and second-year players on the roster; seven rookies and 11 second-year veterans. The average years of experience was just four. The Ravens were the third-youngest team in the NFL (Cleveland, 24.8 and Chicago, 25.3).

9/14 - Baltimore rolled over the Cleveland Browns, 33-13, at M&T Bank Stadium. In that home opener, RB Jamal Lewis broke a then-NFL record with 295 yards rushing on 30 carries and 2 TDs. In the game at Cleveland (12/21), Lewis rushed for 205 yards, setting the NFL mark for rushing yards in a season versus the same team – 500 yards.

12/18 - A team-record eight players were voted to the Pro Bowl (most in NFL, tied with the Chiefs): LB Ray Lewis, S Ed Reed, LB Peter Boulware, T Jonathan Ogden, TE Todd Heap, RB Jamal Lewis, CB Chris McAlister and LB/Special Teamer Adalious Thomas.

12/28 - Art Modell was inducted into the Ring of Honor at M&T Bank Stadium in the final game of the season, a 13-10 OT win over Pittsburgh. Baltimore finished 10-6, winning its first-ever AFC North Division title.

12/31 - Jamal Lewis and Ray Lewis were named *The Associated Press* NFL Offensive and Defensive Players of the Year, respectively, while LB Terrell Suggs was named *AP* NFL Defensive Rookie of the Year.

2004

1/3 - The Ravens lost, 20-17, to the Titans in the AFC Wild Card game at M&T Bank Stadium on Gary Anderson's game-winning kick (46-yard FG), with 29 seconds remaining.

2/4 - Jim Fassel, former head coach of the NY Giants, was named senior consultant/offense for the Baltimore Ravens. It marked the first time two Super Bowl head coaches (Brian Billick the other) were on the same team.

4/9 - The NFL approved Ravens new owner Steve Bisciotti's purchase of the club.



The NFL approved new Ravens owner Steve Bisciotti's purchase of the club in April 2004.

4/13 - The Ravens and McDaniel College extended their partnership six years to keep training camp in Westminster through 2010. The deal included installation of Sportex Momentum Turf on the college's main athletic field with both parties sharing costs.

10/4 - Former Ravens Pro Bowl DE Michael McCrary, who retired in 2002, was inducted into the Smyth Jewelers Ring of Honor at halftime of the Ravens' Monday Night ABC contest vs. KC. The Chiefs won, 27-24.

10/15 - Ravens moved into their new 200,000-sq.ft. training facility in Owings Mills, MD during the bye week. The new state-of-the-art headquarters is home to over 200 Ravens employees.

12/22 - Five Ravens were named to the Pro Bowl: T Jonathan Ogden (eighth), LB Ray Lewis (seventh), S Ed Reed (second), CB Chris McAlister (second) and LB Terrell Suggs (first).

2005

1/2 - Finishing the 2004 season with a 9-7 record, the Ravens fell one game short of the playoffs. Baltimore produced a 6-2 mark at M&T Bank Stadium and a 3-5 record on the road. Injuries caused regular starters to miss 53 games, including the entire season for Pro Bowl LB Peter Boulware. Other Pro Bowlers who missed considerable time included: TE Todd

RAVENS HISTORY

Heap (10), RB Jamal Lewis (four), LT Jonathan Ogden (four), and CB Deion Sanders (seven). C Mike Flynn missed the first seven games.

1/7 - S Ed Reed was named the 2004 NFL Defensive Player of the Year by the *Associated Press*, becoming the second Raven in as many years to win the award. LB Ray Lewis won the award twice (2000, 2003).

1/12 - Jim Fassel and Rex Ryan (1/20) were promoted to offensive and defensive coordinators, respectively. Clarence Brooks (formerly with Miami) replaced Rex Ryan as D-line coach. Chris Foerster (former Miami offensive coordinator) was named offensive line/assistant head coach. Rick Neuheisel was named QBs coach. Fassel's son, John, was hired as an offensive assistant.

2006

1/1 - Baltimore finished 2005 with a disappointing 6-10 record, going 6-2 at home and netting zero wins on the road. The 67 games lost to injured starters were third most in the NFL, with 10 games to Ray Lewis (thigh), six to Ed Reed (ankle) and seven to Kyle Boller (toe). Season highlights included two national games, a 48-3 win over Green Bay (12/19) and a 30-23 win against Minnesota (12/25) on Christmas night that knocked the Vikings out of the playoffs. One of the victories was a 16-13 OT win over the eventual Super Bowl Champion Steelers. T Jonathan Ogden was selected to his ninth-straight Pro Bowl appearance.

6/8 - Three-time Pro Bowler and 2003 co-MVP QB Steve McNair joined the Ravens in a trade with Tennessee in exchange for a 2007 Baltimore draft pick. McNair would go on to start at QB for the Ravens in 2006, and he became just the third player in NFL history to throw for 30,000 career passing yards and 3,500 rushing yards. He joined Hall of Famers Fran Tarkenton and Steve Young in that group.

9/10 - Baltimore shut out Tampa Bay (27-0) in the opener at Raymond James Stadium and posted a second shutout versus Pittsburgh (also 27-0) on Nov. 26.

10/16 - Head coach Brian Billick took over coordinating the offense after the Ravens lost two in a row, falling to 4-2. Baltimore won five-straight games and four out of the last five contests on the season.

11/5 - Former LB Peter Boulware, who retired in 2006, was inducted into the Smyth Jewelers Ring of Honor at M&T Bank Stadium in an emotional halftime ceremony. In addition to family and former teammates, he was joined by Steve Bisciotti and Art Modell. Peter's younger brother Michael, a Seahawks' safety, spoke in personal terms to his brother in a pre-recorded message that was shown on the RavensVision video boards. Boulware, genuinely moved, spoke to the crowd of 69,143 Ravens fans. Baltimore defeated Cincinnati, 26-20, and carried a 6-2 record into the second half of the season.

12/22 - Three Ravens were named as starters in the Pro

Bowl: T Jonathan Ogden, LB Adalius Thomas and S Ed Reed. CB Chris McAlister and LB Terrell Suggs received Pro Bowl nods as reserves. LB Ray Lewis and QB Steve McNair were named as backups, but were replaced [because of injuries] with LB Bart Scott and the Titans' QB Vince Young, respectively.



In 2006, Baltimore swept the Steelers, 27-0 (M&T Bank Stadium) and 31-7 at Heinz Field, for a 58-7 point differential. LB Bart Scott posted 1.5 sacks of QB Ben Roethlisberger.

12/24 - For the first time in Ravens history, Baltimore swept AFC North rival Pittsburgh at Heinz Field, 31-7, after posting an earlier shutout on Nov. 26, 27-0, at M&T Bank Stadium. The Ravens' defense dominated Pittsburgh in both games, sacking QB Ben Roethlisberger 14 times and intercepting him four.

12/31 - The Ravens finished 13-3, earning the AFC North Division title and a bye week prior to the AFC Divisional Playoffs. The Ravens' No. 1-ranked defense was elite: first in points allowed (201, including just 64 [9.1 per game] in the final seven games – 26 teams allowed 300 or more points for the season); first in total defense (264.1 ypg); first in red zone (33.3% TDs allowed); fewest third downs converted (28.8%) and fewest first downs permitted (236); first in turnover margin (+17) and second in takeaways (40 to Chicago's 44); first in INTs (28, including five for TDs); and second in sacks (60 to San Diego's 61). The offense led the NFL in time of possession (32:49) and sack ratio (+43); the 17 sacks allowed was a franchise record and second in the NFL to Indy's 15.

2007

1/13 - In a Divisional Playoff game that provided great angst for Baltimore's loyal fans, the Ravens were on the wrong side of a 15-6 decision vs. Indianapolis. Not a single TD was scored in this kicking contest between Baltimore's Matt Stover and the Colts' Adam Vinatieri.

1/17 - Head coach Brian Billick signed a new four-year contract with the Ravens. Defensive coordinator Rex Ryan

RAVENS HISTORY


signed a new two-year deal with the team.

12/18 - T Jonathan Ogden was named to his 11th-straight Pro Bowl, along with LB Ray Lewis (ninth), S Ed Reed (fourth) and RB Willis McGahee (first).

12/31 - Prompted by a dismal 5-11 season in 2007, Ravens owner Steve Bisciotti, president Dick Cass and GM Ozzie Newsome held a press conference announcing the decision to relieve head coach Brian Billick and his staff of their coaching duties. Despite an injury report that would have paralyzed most teams, the Ravens never quit. In 2007, the number of games missed by starters was 77, up from just 24 in 2006. By the final gun, the Ravens had started three different QBs, including rookie Troy Smith. Baltimore had 12 rookies and one first-year player on the roster, which (13) was the third-most in the NFL to close the year. Baltimore started six different rookies, tying four teams for second most in the NFL. Smith posted only one win versus the AFC North, a 27-21 nailbiter vs. Pittsburgh on 12/30.

2008

1/19 - Steve Bisciotti hired his first head coach – and just the third in Ravens history – John Harbaugh – former special teams/defensive backs coach for the Philadelphia Eagles under Andy Reid. Harbaugh's special teams ranked in the Top 10 of special teams rankings every year from 2000-06, including two first-place finishes. From 2000-06, no team had a higher overall ranking (attribution: *The Dallas Morning News*). Harbaugh was originally hired by Ray Rhodes in 1997 and was then retained by Reid.



John Harbaugh became the third head coach in franchise history in 2008.

1/23 - Cam Cameron, head coach of the Dolphins in 2007, was hired to be the Ravens' new offensive coordinator by John Harbaugh.

1/28 - Rex Ryan was retained as defensive coordinator and also named the team's assistant head coach by John Harbaugh.

4/17 - QB Steve McNair retired from football after a 13-year NFL career.

6/12 - T Jonathan Ogden retired after a 12-year NFL career.

9/7 - John Harbaugh won his first game as an NFL head coach with a 17-10 victory over Cincinnati in Week 1 at M&T Bank Stadium. A pair of rookie players started the game on offense: QB Joe Flacco and RB Ray Rice.

9/14 - The Ravens' bye week was unexpectedly moved to Week 2 after Hurricane Ike ravaged Texas' Gulf Coast area and forced the postponement of Baltimore's game at Houston until Week 10. Due to this schedule change, Baltimore would play 18-consecutive games, including three in the playoffs, before the season concluded.

10/26 - Longtime Ravens T Jonathan Ogden was inducted into the Ravens' Symth Jewelers Ring of Honor during a win over Oakland just four months after his retirement from football.

12/20 - In the last NFL game to ever be played at the Cowboys' historic Texas Stadium, the Ravens defeated Dallas, 33-24, with FB Le'Ron McClain recording the longest run in Texas Stadium history with a career-long 82-yard TD scamper.

12/28 - With a Wild Card playoff spot on the line, Baltimore closed out the regular season with a 9-2 record to earn a No. 6 seed in the postseason. The Ravens beat Jacksonville in the season finale, 27-7, to earn their fifth-ever postseason appearance. After starting the year 2-3, the Ravens rallied to end the regular season with an 11-5 record to earn second place in the AFC North and a Wild Card Playoff berth. The 11 regular season wins set an NFL record for the most by a rookie QB (Joe Flacco) and a first-year head coach (John Harbaugh) tandem. Including the playoffs, Harbaugh and Flacco ended 2008 with 13 wins, a new NFL rookie standard.

2009

1/4 - In the 27-9 Wild Card win at Miami, the Ravens' 4 INTs off Dolphins QB Chad Pennington (who threw only 7 during the regular season) tied for the most in team playoff history. S Ed Reed stole two from Pennington, returning the first pick 64 yards for a TD.

1/10 - The Ravens defeated the top-seeded Tennessee Titans at LP Field, 13-10, getting Joe Flacco his second playoff win – the most for a rookie QB in NFL history. A last-minute, 43-yard field goal by K Matt Stover gave Baltimore the win.

1/18 - In the AFC Championship, Baltimore suffered a narrow 23-14 loss to the Pittsburgh Steelers at Heinz Field in a hard-hitting defensive battle, ending the Ravens' playoff run. John Harbaugh solidified himself as one of 12 first-year head coaches in the Super Bowl era to lead his team to the conference championship game.

The Ravens finished the season No. 2 in the NFL with 19 players on IR, the most in team history. According to Rick Gosselin of *The Dallas Morning News*, Baltimore lost 64 games by starters.

Baltimore's defense concluded the 2008 season ranked No. 2 in the NFL. In addition to not allowing a 100-yard rusher for the second-straight season (an NFL-best 35 games dating

RAVENS HISTORY

back to 2006), it set three team records: opponent QB rating (60.6), rushing TDs allowed (four) and rushing first downs allowed (58). A league-high 9 INTs by S Ed Reed contributed to the team's NFL top-ranked status for INTs with 26.

1/21 - Rex Ryan, Baltimore's defensive coordinator from 2005-08 and a member of the coaching staff since 1999, was hired by the New York Jets as their head coach.

1/26 - Having served as LBs coach in 2008, Greg Mattison was named the Ravens' new defensive coordinator. Also, special teams coordinator Jerry Rosburg earned the title of assistant head coach.

2/8 - The Baltimore coaching staff led the AFC squad in the Pro Bowl. Five Ravens were voted into the All-Star game for the 2008 season, including ST Brendon Ayanbadejo (third), LB Ray Lewis (10th), FB Le'Ron McClain (first), S Ed Reed (fifth) and LB Terrell Suggs (third).

2010

1/3 - To cap the 2009 regular season, the Ravens produced their sixth playoff team of the decade (2000-09), which ranked third best (tied with Pittsburgh) in the AFC behind Indianapolis (9) and New England (7).

With a 21-13 win at Oakland (1/3), John Harbaugh and Joe Flacco, who set the NFL record for most wins ever (13, including playoffs) by a rookie head coach starting a rookie QB in 2008, achieved the league mark for earning the playoffs in their first two seasons by such a tandem.

Harbaugh also became the 10th coach since 1990 to reach the playoffs in his first two seasons as a head coach, while Flacco became the fourth starting QB since the 1970 merger to reach the playoffs in his first two NFL seasons.

The Ravens' defense finished third in the NFL in total yards (300.5) and third in points allowed (16.3). It was the seventh-consecutive season Baltimore's defense finished in the NFL's top six.

For the first time in team history, Baltimore had a 3,000-yard passer (Joe Flacco - 3,613), a 1,000-yard rusher (Ray Rice - 1,339) and a 1,000-yard receiver (Derrick Mason - 1,028) in the same season.

1/10 - In the Wild Card game at New England, Baltimore beat the Patriots, 33-14, serving the team its first home playoff defeat since 1978. Baltimore snapped New England's 11-game home playoff winning streak and halted QB Tom Brady's 23-game overall winning streak at home.

The Ravens forced QB Tom Brady into four turnovers (3 INTs and a fumble), finishing the game with a +2 ratio. Baltimore scored 20 points off its four turnovers on the day.

Baltimore scored 33 points against the Patriots, the second most in Ravens playoff history (34 vs. NYG in Super Bowl XXXV). Twenty-four of the Ravens' points came in the first quarter, tying for the second-most points in the opening quarter of any playoff game in NFL history.



RB Ray Rice bolted for an 83-yard TD run on the first play from scrimmage in the Ravens' Wild Card win over New England during the 2009 playoffs.

Ray Rice ran for a playoff franchise-record 159 yards and 2 TDs on 22 carries (7.2 avg.), spurring the Ravens' 234-yard rushing output (most in team playoff history).

1/16 - Baltimore fell at Indianapolis in the Divisional game, 20-3. The Ravens held the Colts to 275 net yards (including just 42 rushing), but Baltimore's four turnovers proved too costly.

1/31 - The NFL held its annual Pro Bowl in South Florida, an honor five Ravens earned: LB Ray Lewis (11th), FB Le'Ron McClain (second), DT Haloti Ngata (first), S Ed Reed (sixth) and RB Ray Rice (first).

2011

1/2 - To finish the 2010 season, Baltimore tied Pittsburgh for the best record in the division at 12-4, but lost the AFC North on the division-record tiebreaker (5-1 to 4-2). Baltimore, Indianapolis (an NFL record nine in a row) and Philadelphia became the only teams to make the playoffs from 2008-10.

The 2010 campaign also marked the first time the Ravens ever earned the postseason three years in a row.

This was the third year in a row – the best run in team history – that the Ravens finished third in the NFL in fewest points allowed (16.9 ppg). S Ed Reed missed the first six games of the season rehabbing a hip injury, and despite that, still led the NFL with 8 INTs and 183 INT return yards.

Joe Flacco became the third starting QB since the 1970 merger to make the playoffs in his first three seasons, joining Dan Marino and Bernie Kosar. Flacco set a Ravens' season mark with his 93.6 QB rating and established then-career highs with 3,622 yards and 25 TDs. RB Ray Rice posted 1,776 yards from scrimmage, third most in the NFL, while WR Derrick Mason became the third player in NFL annals to post 11 consecutive seasons with at least 60 catches (Jerry Rice and Tony Gonzalez).

1/9 - In the Wild Card game at Kansas City, the Ravens prevailed 30-7, becoming the only NFL team to win at least one playoff game in each of the last three seasons (2008-10). Harbaugh also became the first head coach in NFL history to

RAVENS HISTORY

win a playoff game in each of his first three seasons (2008-10).

In the victory, the Ravens set then-franchise playoff single-game records for the following offensive marks: total net yards (390), first downs (26) and passing yards (248). Baltimore's stingy defense allowed just 161.0 yards of total offense. The Chiefs recorded just 53 net passing yards, which set a Ravens' postseason record.

Flacco set Ravens playoff records (since broken) with 25 completions, 265 yards passing and 2 TDs (on 34 attempts), also producing a franchise postseason-record 115.4 QB rating. He earned his fourth-career playoff win and tied Dan Marino for the most combined victories (36) by a QB in his first three seasons.

1/15 - After holding a 21-7 halftime lead, the Ravens fell at Pittsburgh in the Divisional Playoff, 31-24. OLB Terrell Suggs (10) became the Ravens' career postseason sacks leader with his 3-sack performance, and Baltimore's 6 total sacks on the night also set a team playoff record.

1/19 - Becoming the team's fifth defensive coordinator, Chuck Pagano was promoted from secondary coach after Greg Mattison left to coach at the University of Michigan.

1/30 - The Pro Bowl was played in Hawaii, with five Ravens earning 2010 All-Star honors: K Billy Cundiff (first), LB Ray Lewis (12th), DT Haloti Ngata (second), S Ed Reed (seventh) and OLB Terrell Suggs (fourth).

2/14 - Harbaugh and the Ravens agreed to a contract extension (with terms undisclosed).

3/4 - The NFL's Collective Bargaining Agreement between the clubs and NFL Players Association, which was signed in March of 2006, expired.

3/11 - The NFL Players Association decertified, declaring itself out of the business of representing players. In exchange for giving up rights under union labor law, the players were able to take their chances in court under antitrust law.

3/12 - NFL owners lock out the players – creating the NFL's first work stoppage since 1987.

7/25 - Following an offseason that contained no minicamps, OTAs or workout programs due to the lockout, the NFL Players Association and the league's owners reached an agreement in principle on their 10-year labor deal, creating a new CBA. After a 31-0 vote by the owners to approve the deal on July 21 (the Oakland Raiders abstained), the NFLPA would later ratify the CBA on Aug. 5.

9/11 - Marking the 10th Anniversary of the Sept. 11, 2001 terrorist attacks, the Ravens honored all military and those whose lives have been lost in the home opener against Pittsburgh. Baltimore prevails, 35-7, in a contest that sees the Ravens force a franchise-record 7 take-aways.

11/20 - K Matt Stover, the franchise's all-time leading scorer, was inducted into the team's Ring of Honor during halftime of the Ravens' 31-24 win over Cincinnati.

12/24 - With a 20-14 win over Cleveland, the Ravens went undefeated at M&T Bank Stadium, matching the Packers and Saints as the only teams to go undefeated at home in 2011. Following the victory, head coach John Harbaugh dedicated the "game ball" to the team's fans for their remarkable support during the undefeated home campaign, which marked a franchise first.

2012

1/1 - After a 24-16 victory at Cincinnati, the Ravens became the only NFL team to earn the playoffs the past four seasons (2008-11), also winning the AFC North by sweeping the division for the first time in franchise history.

The Ravens, producing a second-straight 12-4 campaign, went 6-0 against playoff teams during the regular season, matching Green Bay as the only clubs to go undefeated in division play and against other postseason qualifiers.

QB Joe Flacco, who started every game under head coach John Harbaugh, produced his 44th regular season win as a starter, marking the most ever by an NFL QB in his initial four seasons (2008-11).

The Ravens, who finished No. 3 in the league in fewest points permitted (16.6 ppg) for the fourth-straight year, tied an NFL record for consecutive seasons of being in the Top 3 for points allowed. Overall, Baltimore's "D" ranked third in both yards allowed (288.9 ypg) and sacks (48).

Despite playing eight games against defenses ranked in the NFL's Top 8, the Ravens were 12th in scoring (23.6 ppg), seventh in third-down offense (42.4%) and 10th in rushing (124.8 ypg). RB Ray Rice produced a career-high and NFL-best 2,068 yards from scrimmage, ranking second in the league in rushing. Rice also set a team mark with 15 total TDs and was second in the NFL among RBs with a team-high 76 catches (704 receiving yards). Flacco produced his third-consecutive 3,500-yard/20-TD season and was 13 yards shy of his then-career high with 3,610 passing yards (3,622). WR Torrey Smith was third among NFL rookies with 841 receiving yards (50 catches); his receptions and yards, plus 7 TDs, set new Ravens first-year standards.

1/15 - Baltimore earned a 20-13 Divisional Round victory over Houston at home, helping John Harbaugh become the first head coach in NFL history (since the 1970 merger) to win a playoff game in each of his first four seasons (2008-11). The Ravens forced 4 turnovers against the Texans, and for the first time in team history (regular season or playoffs), Baltimore did not commit a single penalty.

1/22 - The Ravens' Super Bowl hopes came to a devastating end in New England with a 23-20 loss in the AFC Championship game. It came down to Baltimore's final drive in the fourth quarter, when the Ravens had a chance to win or tie the game. But, a QB Joe Flacco-to-WR Lee Evans pass fell incomplete, and K Billy Cundiff's last-second 32-yard FG attempt sailed wide left, sealing the victory for New England.

RAVENS HISTORY



OLB Terrell Suggs was named the 2011 AP NFL Defensive Player of the Year.

1/27 - Dean Pees was named the Ravens' new defensive coordinator after Chuck Pagano left to become head coach of the Indianapolis Colts.

1/29 - Played in Hawaii to honor the NFL's 2011 Pro Bowlers, eight Ravens earned All-Star honors: LB Ray Lewis (13th), S Ed Reed (eighth), OLB Terrell Suggs (fifth), DT Haloti Ngata (third), FB Vonta Leach (second), RB Ray Rice (second), G Ben Grubbs (first) and G Marshal Yanda (first).

2/4 - OLB Terrell Suggs was named the 2011 *Associated Press* Defensive Player of the Year. It marked the fourth time in 12 seasons that a Raven has earned the prestigious honor: Suggs (2011), S Ed Reed (2004) and LB Ray Lewis (2003 & 2000). Additionally, C Matt Birk was named the 2011 NFL Walter Payton Man of the Year. The award recognizes a player's off-the-field community service as well as his playing excellence.

6/8 - The Ravens and Under Armour, whose global headquarters are located in downtown Baltimore, joined forces in a wide-ranging collaboration that features multiple community-focused initiatives. The 10-year agreement included naming rights for the team's practice facility in Owings Mills, which was renamed the Under Armour Performance Center.

9/6 - Art Modell, whose remarkable 43-year NFL career made him a regular finalist for the Pro Football Hall of Fame, died of natural causes at Johns Hopkins Hospital at the age of 87. As owner of both the Cleveland Browns (1961-1995) and the Baltimore Ravens (1996-2003), Modell directed teams that produced 28 winning seasons, 28 playoff games, two NFL Championships (1964 and 2000), three other appearances in NFL title contests (1965, '68 and '69), and four visits (1986, '87, '89 and 2000) to AFC championships.

9/27 - RB Jamal Lewis, the Ravens' all-time leading rusher, was inducted into the team's Ring of Honor during halftime of the Ravens' 23-16 win over Cleveland on Thursday night.

12/26 - For their 2012 season efforts, six Ravens earned Pro Bowl honors: S Ed Reed (ninth), DT Haloti Ngata (fourth), FB

Vonta Leach (third), RB Ray Rice (third), G Marshal Yanda (second) and RS Jacoby Jones (first).

12/30 - The 2012 Ravens finished with a 10-6 record en route to earning their fifth-straight playoff berth and second-consecutive AFC North title. Under head coach John Harbaugh, Baltimore became the only NFL team to make the playoffs in each of the past five seasons (2008-12). The Ravens, who earned the playoffs in six of the past seven seasons, seized the franchise's fourth-ever division title with a 4-2 mark in AFC North play and an 8-4 conference record.

The Ravens set a then-single-season franchise record by scoring 398 points, averaging the NFL's 10th-most per game (24.9). Baltimore scored a team-record 254 points at home, producing the NFL's fourth-best home average of 31.8 ppg. Baltimore also surrendered just 16 give-aways, setting a franchise single-season record low.

The Ravens' special teams units were spectacular. In addition to posting a league-best (tied, Darius Reynaud) 3 kick return TDs (108- & 105-yard KORs and 63-yard PR), RS Jacoby Jones led the NFL in KOR average (30.7). Rookie K Justin Tucker made 30 of 33 FGAs (90.9%), producing the second-best success rate in Ravens single-season history and also the second-best mark by a rookie kicker in NFL history.

Harbaugh became just the third coach in NFL history (since 1970 merger) to guide his team to the postseason in each of his first five seasons (2008-12), joining Bill Cowher and Chuck Knox. "Harbs" also became the only head coach in NFL history to win a playoff game in each of his first four and five seasons.

2013

1/2 - LB Ray Lewis announced that he would retire at the end of the Ravens' playoff run, closing one of the greatest careers in NFL history. "I talked to my team today," Lewis said. "I talked to them about life in general. And everything that starts has an end. For me, today, I told my team that this will be my last ride."

1/6 - Before a sellout M&T Bank Stadium crowd that celebrated and saluted LB Ray Lewis in his final home game, the Ravens held the Colts without a touchdown, winning



For the final time in his legendary career, LB Ray Lewis performed his famous intro dance at M&T Bank Stadium before the 2012 Wild Card win vs. the Colts.

RAVENS HISTORY

24-9 in the 2012 Wild Card Playoff. Lewis, in his 17th and final season, finished with 13 tackles and 1 PD in his first game since tearing his triceps on Oct. 14.

1/12 - In what became the fourth-longest game in NFL history, the Ravens outlasted the Broncos, 38-35, in double overtime of the 2012 Divisional Playoff at Denver, producing a thrilling victory that will go down as one of the greatest wins in franchise history. Rookie K Justin Tucker's 47-yard field goal in the second overtime period sent Baltimore into the AFC Championship for the second-straight season. The Ravens tied the contest at 35 with :31 remaining in regulation on a remarkable QB Joe Flacco-to-WR Jacoby Jones 70-yard TD bomb, spurring the incredible comeback.

1/20 - The Ravens earned a trip to their second Super Bowl in franchise history, defeating the No. 2-seeded Patriots, 28-13, in the AFC Championship at New England. The Ravens' defense shut out the NFL's No. 1-ranked and highest-scoring offense in the second half, and QB Joe Flacco threw 3 TDs in leading Baltimore to victory.

2/1 - In a ceremony held in New Orleans two days before Super Bowl XLVII, Jonathan Ogden, an 11-time Pro Bowler and the Ravens' first-ever draft pick (fourth overall in 1996), was announced as a 2013 Pro Football Hall of Fame inductee.

2/3 - After taking an early 28-6 lead, the Baltimore Ravens needed a goal-line stand to clinch their second World Championship title, defeating the San Francisco 49ers, 34-31, in Super Bowl XLVII in New Orleans, LA. The Ravens' defense delivered the critical stand late in the fourth quarter, overcoming a furious second-half comeback and a 34-minute power outage. For the first time in any of the four major pro sports, two head-coaching brothers (John and Jim Harbaugh) faced each other in a championship game.

With a 3-TD performance vs. the 49ers, QB Joe Flacco threw 11 TD passes in the postseason, tying the NFL single-postseason record shared by Joe Montana (1989) and Kurt Warner (2008). Flacco and Montana did not throw an INT



QB Joe Flacco was named Super Bowl XLVII MVP in the Ravens' 34-31 win.

during those respective postseasons. Flacco finished the game 22-of-33 for 287 yards to produce a 124.2 rating.

In 2012, Flacco also became the first starting QB in NFL history (since 1970 merger) to make the playoffs in each of his first five seasons. Also winning at least one playoff game in each of those postseasons, he compiled nine playoff victories, which tie (Tom Brady) for the most among QBs in the first five seasons of a career.

The Ravens produced one of the most electrifying postseasons in NFL history. Averaging 410.3 yards of offense (134.8 rush & 275.5 pass), Baltimore scored 31.0 points per game while allowing just 22.0. WR Anquan Boldin recorded 22 catches for 380 yards and 4 TDs, while WR Jacoby Jones posted a 29.4 receiving average (5 for 147), catching TDs of 70 and 56 yards. (Jones also had a 108-yard KOR-TD in the Super Bowl.)

The Ravens' defense registered 10 take-aways (6 INTs and 4 FRs), helping produce a +6 overall turnover differential during their playoff run. The unit also posted 9 sacks in four playoff games, including 4.5 by OLB Paul Kruger.

2/5 - Baltimore celebrated the Ravens' Super Bowl XLVII Championship, as thousands of fans lined the streets of Charm City and completely filled M&T Bank Stadium for a celebration. Fans also gathered at City Hall and cheered when the Ravens arrived to kick off the parade route with the franchise's second Lombardi Trophy.

6/5 - As guests of President Barack Obama, the Ravens visited The White House and were honored for winning Super Bowl XLVII. Said the President: "Now, I imagine there were times last year when these players were the only ones who knew that they'd make it here to show off this trophy. Because, during the year, they lost player after player to injury; they dropped four of their last five regular season games. In the playoffs, they trailed Denver by a touchdown with 70 yards and less than a minute to go. ... And then, in the Super Bowl, just when it looked like they had the momentum, the lights went out for a half hour. ... But these Ravens always pulled through."



WR/RS Jacoby Jones posted a 108-yard KOR-TD to open the second half of Super Bowl XLVII. Jones also added a 56-yard TD catch during the game, helping set a Super Bowl single-game record for most combined yards (290).

RAVENS HISTORY

8/3 - T Jonathan Ogden, an 11-time Pro Bowler and the Ravens' first-ever draft pick (fourth overall in 1996), was inducted into the Pro Football Hall of Fame during a ceremony in Canton, OH. Ogden was presented by Ravens GM and executive VP Ozzie Newsome. Stated Ogden: "[The Ravens were] a new team, and we were new to the city [in 1996]. We were all rookies together. I watched us grow, myself as a player and the fans as an NFL city from infancy to one of – if not the best – football towns in the National Football League, with undoubtedly the best and most passionate fans that I've ever seen, and I want to thank you guys for being that."



Ray Lewis (above right) was inducted into the Ravens' Ring of Honor (detailed below) during the 2013 season following his incredible 17-year NFL career.

9/22 - LB Ray Lewis, the Ravens' all-time leading tackler and second-ever draft choice, was inducted into the team's Ring of Honor during halftime of the 30-9 win over Houston.

12/8 - In a remarkable and most-memorable contest that set NFL records for the most points scored (36) in the last 2:05 of a game and most lead changes (six) in a fourth quarter, the Ravens found a way to beat the Vikings, 29-26. In 121 seconds late in the game, 36 points were scored, including the winning TD by Baltimore with 4 seconds left. That score came when Joe Flacco, who led the game-winning, 5-play, 80-yard drive, hit rookie WR Marlon Brown with a 9-yard TD strike. This wild battle started with a near-blizzard snowfall that made it difficult for QBs to find receivers beyond the line of scrimmage.

12/27 - For their 2013 season production, four Ravens earned Pro Bowl honors: DT Haloti Ngata (fifth), OLB Terrell Suggs (sixth), K Justin Tucker (first) and G Marshal Yanda (third).

12/29 - For the first time since 2008 – the year the Ravens hired John Harbaugh – Baltimore did not make the playoffs, coming one game short with an 8-8 mark and placing third in the AFC North after falling 34-17 in the finale at Cincinnati. Tied 17-17 near the end of the third quarter of the game, Baltimore needed only that win to clinch a postseason berth.

2014

1/27 - Gary Kubiak was hired as the team's offensive coordinator following the departure of Jim Caldwell, who was named Detroit's new head coach.

5/21 - M&T Bank and the Ravens announced a 10-year, \$60 million extension of their partnership, which includes the continuation of naming rights to M&T Bank Stadium and an array of community-focused programs, including a new initiative focused on helping at-risk children in Baltimore.

10/12 - QB Joe Flacco became the fastest player in NFL history (since 1970 merger) to toss 5 TDs (16 minutes and 3 seconds into the game) in the 48-17 victory at Tampa Bay. The Ravens' offense gained 475 yards vs. the Bucs, with the 48 points scored marking the most in Ravens road game history.

10/19 - TE Todd Heap, the Ravens' all-time leader in receiving TDs (41), was inducted into the team's Ring of Honor during halftime of the 29-7 win over Atlanta.

12/23 - For their 2014 season production, four Ravens earned Pro Bowl honors: OLB Elvis Dumervil (fourth), RB Justin Forsett (first, originally voted a first alternate), LB C.J. Mosley (first, becoming the first Ravens rookie to earn the distinction) and G Marshal Yanda (fourth).

12/28 - Beating the Browns 20-10, the Ravens produced a 10-6 regular season record en route to earning their sixth playoff berth in seven seasons. The Ravens set single-season franchise records by scoring 409 points (including a team-best 206 on the road) and producing 5,838 yards of offense. QB Joe Flacco posted career bests in yards (3,986) and touchdown passes (27). Baltimore tallied the NFL's second-most sacks (49, tied with Philadelphia) and boasted the No. 2 red zone defense (42.6), also allowing the league's sixth-fewest points per game (18.9). P Sam Koch produced the NFL's No. 3 gross average (47.4) and No. 1 net average (43.3), setting the Ravens' single-season records for each.

2015

1/3 - Behind an offensive line that included two rookie starters (LT James Hurst and RG John Urschel), the Ravens won, 30-17, at the host Steelers in a Wild Card tilt, producing their NFL-best 10th playoff victory since 2008. Baltimore's defense was stout, holding Pittsburgh out of the end zone for three quarters and sacking QB Ben Roethlisberger five times. The win marked Baltimore's first-ever playoff triumph in the Steel City and gave the Ravens their 10th all-time postseason road victory, tying Green Bay (existing since 1919) for the most in pro football history.

1/10 - In a tense Divisional battle at New England, the Ravens' bid to play in their fourth AFC Championship game in seven seasons came to an abrupt end in Foxborough with a narrow 35-31 defeat to the Patriots. New England erased two 14-point Baltimore leads to win the contest, becoming the first team in NFL history to accomplish the feat.

1/20 - Marc Trestman was hired as the team's offensive coordinator following the departure of Gary Kubiak, who was named Denver's new head coach.

HALL OF FAME: JONATHAN OGDEN



BALTIMORE
RAVENS

75 JONATHAN OGDEN

TACKLE HT: 6-9 WT: 345

COLLEGE: UCLA

EXP. (NFL/RAVENS): 12/12

DRAFTED: 1996, Fourth Overall: Ravens First-Ever Draft Choice

BORN: 7/31/74, Washington, D.C.

GP/GS (PLAYOFFS): 177/176 (8/8)

HALL OF FAME: 2013

PRO BOWLS: 11

CAREER SNAPSHOT

Jonathan Ogden, an 11-time Pro Bowler and the Ravens' first-ever draft choice (fourth overall in 1996), ranks third in all-time games played by a Raven (177) and is second in games started (176). Only four offensive linemen in NFL history (Bruce Matthews - 14, Randall McDaniel - 12, Jim Otto - 12 and Will Shields -12) have earned more Pro Bowl honors.

- Pro Football Hall of Fame Inductee (2013)
- Baltimore's first-ever draft pick (fourth overall) in 1996 NFL Draft
- 11-time Pro Bowler (1997-2007, 11-consecutive seasons)
- 10-time All-Pro (1996-2004, 2006)
- Super Bowl XXXV Champion (2000)
- Helped Jamal Lewis set a franchise record with 2,066 rushing yards in 2003, the third-most single-season rushing yards in NFL history. It included the second-highest single-game rushing total in NFL history (295 yards) against Cleveland (9/14/03)
- Ranks third in all-time games played by a Raven (177) and is second in games started (176)
- Anchored an offensive line that allowed a franchise-low 17 sacks in 2006, the second-fewest (Ind. -15) in the NFL that season

YEAR-BY-YEAR GLANCE

2007: Named to his 11th-consecutive Pro Bowl, playing in 11 games (10 starts)...Missed five games due to a toe injury suffered in 2006...Helped protect Ravens QBs, allowing them to complete a franchise-record 341 passes (61.2%) for 3,308 yards and helped allow the Ravens to rush for 1,797 yards and 11 TDs.

2006: Named to his 10th-consecutive Pro Bowl as a starter...Earned *Sports Illustrated* All-Pro, *AP* second-team All-Pro and *NFL.com* All-Pro honors...Started 14 games, missing the final two with a toe injury in 2006...Anchored a line that allowed a franchise-record-low 17 sacks, the second-fewest (Ind. - 15) in the NFL, and helped Ravens QBs post the third-highest completion percentage (62.6%) in franchise history...Also helped the Ravens rush for 1,637 yards and 11 TDs.

2005: Named to his ninth-consecutive Pro Bowl...Started all 16 games at LT and helped protect Ravens QBs, allowing them to complete 59.6% of their passes...Also helped the Ravens rush for 1,605 yards, averaging 3.6 yards per carry.

2004: Voted to his eighth-consecutive Pro Bowl and was also named first-team All-Pro by *Football Digest*, second-team All-Pro by the

AP, and All-Conference by the Pro Football Writers Association... Helped the Ravens rush for 2,063 yards...Along with the rest of the O-line, helped RB Jamal Lewis (who missed four games) eclipse the 1,000-yard rushing mark...Started 12 games...Missed the first game of the season at Cleveland and three others in midseason (at Phi., vs. Cle., at NYJ), with a hamstring injury.

2003: Earned his seventh-consecutive Pro Bowl...Also earned *AP* first-team All-Pro for the fourth time, *Sports Illustrated* All-Pro, *Pro Football Weekly* All-AFC, All-NFL, *Football Digest* first-team All-Pro and *The Sporting News* All-Pro honors...Started all 16 regular season games and one postseason contest and helped RB Jamal Lewis set a franchise record with 2,066 rushing yards, the third-most single-season rushing yards in NFL history (Eric Dickerson - 2,105 in 1984 and Adrian Peterson - 2,097 in 2012).

2002: Named to his sixth-consecutive Pro Bowl and garnered NFL Alumni Offensive Lineman of the Year honors...One of only three Ravens offensive players (TE Todd Heap and G Bennie Anderson) to start all 16 games.

2001: Was selected to start in his fifth-consecutive Pro Bowl and earned second-team All-Pro honors, when he started all 16 games.

2000: First-team *AP* All-Pro...Pro Bowl starter for the fourth-straight season...Also earned first-team All-Pro from *Sports Illustrated*, *The Sporting News*, *Football Digest*, *USA Today* and *Pro Football Weekly*...Started 15 games in the regular season and four playoff games, en route to the Ravens' Super Bowl XXXV Championship.

1999: Started every game at LT, earning his third-consecutive Pro Bowl start...Also named second-team All-Pro by *AP* and earned *Football Digest* first-team All-Pro and *Pro Football Weekly* All-AFC accolades.

1998: Pro Bowl starter for second-consecutive season...*AP* second-team All-Pro...Missed the final three games with an ankle injury.

1997: Selected to start in his first-career Pro Bowl at LT...Earned All-Pro honors from *Sports Illustrated*, *The Sporting News*, *Pro Football Weekly*, *College & Pro Football Weekly* and *Football Digest*...Started 16 games at LT.

1996: Capped tremendous rookie season with All-Pro selections by *Sports Illustrated* and *The Dallas Morning News* while playing his only season at LG...Consensus All-Rookie choice...Named to *USA Today's* All-Rookie team...Permitted 1 sack all season and 3 penalties (1 of those on special teams)...Started all 16 games.

RAVENS LEGEND: RAY LEWIS



BALTIMORE
RAVENS

52 RAY LEWIS

LINEBACKER HT: 6-1 WT: 245

COLLEGE: Miami (FL)

BORN: 5/15/75, Lakeland, FL

EXP. (NFL/RAVENS): 17/17

GP/GS (PLAYOFFS): 228/227 (21/21)

DRAFTED: 1996, 26th Overall: Ravens Second-Ever Draft Choice

PRO BOWLS: 13

CAREER SNAPSHOT

Ray Lewis, a 13-time Pro Bowler and the Ravens' second-ever draft choice (26th overall in 1996), helped guide the Ravens to two Super Bowl titles during his career, capturing the Lombardi Trophy in 2000 and 2012. Following the 2012 campaign, Lewis, who will be forever known as the greatest linebacker of his generation and one of the best defensive players in NFL history, retired after 17 seasons. Here is a brief look at his storied professional career:

- In 2000, led a defense that established a 16-game single-season record for fewest points allowed (165), and fewest rushing yards allowed (970), recorded 4 shutouts (1 shy of the post-1970 merger record), and finished first league-wide in six key defensive categories
- Was the second player in NFL history to win both NFL Defensive Player of the Year and Super Bowl MVP awards (2000)...DT Harvey Martin of Dallas won Defensive Player of the Year in 1977 and was co-MVP of Super Bowl XXII with DT Randy White
- Is the only player in NFL history with at least 40 career sacks and 30 career INTs (41.5 sacks and 31 INTs)
- Posted a franchise-record 2,643 career tackles, including a single-season team-best 225 stops in 2003
- Led the Ravens in tackles in 14 of his 17 seasons, registering at least 150 stops 11 times
- Has returned 3 of his 31 INTs for TDs
- Had a team-record and career-high 25 tackles at NYG (9/14/97)
- Posted seven career 20-tackle games
- Is second only to Jack Ham (53) in take-aways by a LB in NFL history with 50 total (31 INTs and 19 FRs)

PERENNIAL PRO BOWLER

LB Ray Lewis was invited to 13 Pro Bowls during his career, tying Hall of Famer Reggie White for the most by a defender in NFL history. Lewis played in 12 Pro Bowls, missing the 2006 Hawaiian classic due to a hand injury. Here are the defenders who have earned the most Pro Bowls during their careers.

MOST PRO BOWL INVITATIONS / DEFENSIVE PLAYERS (NFL History)

Rk.	Player	Pro Bowl Invites
1.	LB Ray Lewis	13
	DL Reggie White	13
2.	CB Champ Bailey	12
	LB Junior Seau	12

CAREER HONORS

- Invited to 13 Pro Bowls (1997-2001, 2003-04 and 2006-11)...Did not play in 2006 game due to a hand injury
- Two-time NFL Defensive Player of the Year (2000 and 2003) – just the sixth player in NFL history to win multiple times (Lawrence Taylor – three times; Joe Greene, Mike Singletary, Bruce Smith and Reggie White – two times each)
- Super Bowl XXXV MVP (2000)
- Named to the NFL All-Decade (2000s) team, chosen every 10 years by the Pro Football Hall of Fame Selection Committee
- AFC Defensive Player of the Week (Week 3, 2011; Week 10, 2008; Week 1, 2006; Week 17, 2003; Week 4, 2002; Week 15, 2001; Week 9, 1997; Week 1, 1996)
- AFC Defensive Player of the Month (November, 2003)
- *Associated Press* first-team All-Pro (1999-2001, 2003-04, 2008-09)
- *Associated Press* second-team All-Pro (1997-98, 2010)
- *College & Pro Football Weekly* first-team All-Pro (1997, 2000-01)
- *College & Pro Football Weekly* second-team All-Pro (1999, 2004)
- *Football Digest* Defensive Player of the Year (2003)
- *Football Digest* All-Pro (1999, 2000-01, 2003)
- *Football Digest* second-team All-Pro (2004)
- *Football Digest* second-team All-NFL (1997)
- *Football News* All-Pro (2000-01)
- KC 101 Defensive Player of the Year (2000-01, 2003)
- NFL Alumni Linebacker of the Year (1999, 2003)
- PFW/PFWA first-team All-NFL (2000, 2003, 2008)
- PFW/PFWA first-team All-AFC (1999, 2000, 2003, 2008)
- PFW/PFWA and *Football Digest* Defensive MVP (2003)
- *Pro Football Weekly* All-Pro (1999-2001 and 2003-04)
- *Pro Football Weekly* Defensive Player of the Week (1997)
- *USA Today* First-team All-Pro (1998-2000)
- *USA Today* All-Rookie Team (1996)
- *Sporting News* All-Pro (1998-2001, 2003-04)
- *Sports Illustrated* All-Pro (1997-2001, 2003-04, 2009-10)
- John Mackey Award (1997), AFC's best LB, as voted by peers
- NFLPA Linebacker of the Year (1997)
- Walter Payton Man of the Year Finalist (2003)
- NFL's Most Dominant Player, voted by league coaches through CBS Sports (2003)

RAVENS LEGEND: RAY LEWIS

RAY LEWIS CAREER STATISTICS

REGULAR SEASON

Year	Team	GP	GS	TACKLES			SACKS		INTERCEPTIONS					FUMBLES		
				TT	Solo	Asst.	No.	Yards	No.	Yards	LG	TD	PD	FF	FR	Yards
1996	Baltimore	14	13	*142	*104	38	2.5	8.5	1	0	0	0	6	0	0	0
1997	Baltimore	16	16	**210	**163	47	4.0	27.0	1	18	18	0	9	1	1	0
1998	Baltimore	14	14	*154	*119	35	3.0	14.0	2	25	26	0	10	1	0	0
1999	Baltimore	16	16	**198	**131	67	3.5	20.5	3	97	60	0	8	1	0	0
2000	Baltimore	16	16	*187	*120	67	3.0	33.0	2	1	1	0	7	0	3	0
2001	Baltimore	16	16	**196	**130	66	3.5	26.0	3	115	64	0	10	1	1	0
2002	Baltimore	5	5	85	57	28	0.0	0.0	2	4	4	0	2	1	1	0
2003	Baltimore	16	16	#**225	**160	65	1.5	11.0	6	99	37	1	13	2	2	1
2004	Baltimore	15	15	**200	**122	78	1.0	9.0	0	0	0	0	3	1	2	0
2005	Baltimore	6	6	77	47	30	1.0	1.0	1	0	0	0	3	0	1	0
2006	Baltimore	14	14	*164	*106	58	5.0	36.5	2	27	27	0	9	1	1	0
2007	Baltimore	14	14	*184	*108	76	2.0	7.0	2	35	35t	1	10	2	1	0
2008	Baltimore	16	16	*160	*84	76	3.5	32.5	3	43	29	0	12	1	2	0
2009	Baltimore	16	16	*164	*100	64	3.0	16.0	0	9	9	0	6	3	1	0
2010	Baltimore	16	16	*145	*103	42	2.0	8.0	2	26	24t	1	4	2	3	0
2011	Baltimore	12	12	*95	*72	23	2.0	16.0	1	4	4	0	7	2	0	0
2012	Baltimore	6	6	57	44	13	1.0	0.0	0	0	0	0	1	1	1	0
Totals		228	227	2,643	1,770	873	41.5	266.0	31	503	64	3	120	20	20	1

*LED TEAM; **LED TEAM AND NFL
#FRANCHISE SINGLE-SEASON RECORD

CAREER SINGLE-GAME HIGHS (REGULAR SEASON)

Total Tackles: 25 (9/14/97 at NYG)	Solo Tackles: 18 (9/14/97 at NYG)
Sacks: 2 (11/26/00 vs. Cle.)	INTs: 2 3 times (last: 11/9/08 at Hou.)
Forced Fumbles: 1 20 times (last: 9/16/12 at Phi.)	Fumble Recoveries: 2 (12/28/08 vs. Jax.)
Passes Defensed: 3 6 times (last: 10/14/07 vs. STL)	

POSTSEASON

Year	Team	GP	GS	TACKLES			SACKS		INTERCEPTIONS					FUMBLES		
				TT	Solo	Asst.	No.	Yards	No.	Yards	LG	TD	PD	FF	FR	Yards
2000	Baltimore	4	4	44	28	16	0.0	0.0	2	54	50t	1	7	0	1	0
2001	Baltimore	2	2	17	10	7	0.0	0.0	0	0	0	0	0	2	0	0
2003	Baltimore	1	1	18	12	6	0.0	0.0	0	0	0	0	0	0	0	0
2006	Baltimore	1	1	23	13	10	0.0	0.0	0	0	0	0	3	0	0	0
2008	Baltimore	3	3	29	23	6	0.0	0.0	0	0	0	0	1	2	0	0
2009	Baltimore	2	2	21	10	11	1.0	7.0	0	0	0	0	1	0	0	0
2010	Baltimore	2	2	13	9	4	1.0	10.0	0	0	0	0	0	1	0	0
2011	Baltimore	2	2	20	12	8	0.0	0.0	0	0	0	0	1	0	0	0
2012	Baltimore	4	4	51	29	22	0.0	0.0	0	0	0	0	1	0	0	0
Totals		21	21	236	146	90	2.0	17.0	2	54	50t	1	14	5	1	0

RAVENS RECORDS

RAVENS CAREER DEFENSIVE RECORDS (All-Time History)

TACKLES	
1. Ray Lewis (1996-2012)	2,643
2. Terrell Suggs (2003-14)	823
3. Kelly Gregg (2001-10)	721
4. Ed Reed (2002-12)	661
5. Haloti Ngata (2006-14)	528

INTERCEPTIONS	
1. Ed Reed (2002-12)	61
2. Ray Lewis (1996-2012)	31
3. Chris McAlister (1999-2008)	26

FUMBLES RECOVERED	
1. Ray Lewis (1996-2012)	20
2. Terrell Suggs (2003-14)	13
3. Ed Reed (2002-12)	10

ELITE NFL CLUBS

MOST CAREER TAKE-AWAYS BY A LINEBACKER (Since 1970 Merger)

Rk.	Player	Take-Aways	INTs	FRs
1.	Jack Ham	53	32	21
2.	Ray Lewis	50	31	19*
3.	Stan White	48	34	14

*Has 20-career overall FRs, but 1 came after teammate Jamie Sharper fumbled an INT that Lewis would then recover; thus, Lewis has 19 FR take-aways.

Impressively, LB Ray Lewis is the only player in NFL history to record at least 40 sacks and 30 INTs in a career.

NFL PLAYERS W/ 30+ SACKS & 25+ INTS (Since 1970 Merger)

Player	Games	Sacks	INTs
Ray Lewis (1996-2012)	228	41.5	31
Rodney Harrison (1994-2008)	186	30.5	34
William Thomas (1991-2001)	172	37.0	27

RAVENS LEGEND: ED REED



BALTIMORE
RAVENS

20 ED REED

SAFETY HT: 5-11 WT: 205

COLLEGE: Miami (FL)

EXP. (NFL/RAVENS): 12/11

DRAFTED: 2002, First Round (24th Overall)

BORN: 9/11/78, St. Rose, LA

GP/GS (PLAYOFFS): 174/169 (15/15)

PRO BOWLS: 9 (2003-04, 2006-12)

CAREER SNAPSHOT

- Reed's 64 career INTs rank sixth most in NFL history, while his 1,590 INT return yards stand No. 1.
- Produced a Ravens' franchise-record 61 INTs for 1,541 return yards and 7 TDs.
- Posted an NFL-record 107-yard return TD (vs. Phi. 11/23/08), breaking the previous long of 106, which he set vs. Cle. (11/7/04).
- Reed's career INT return yard average of 24.8 yards ranks No. 2 in NFL history (min. 30 INTs). (Deion Sanders is first at 25.1).
- Scored 14 TDs in his career (including playoffs) and is the only player in NFL history to score return TDs off a punt return, blocked punt, INT and fumble recovery.
- Posted 9 regular season defensive touchdowns during his Baltimore career. Reed's 9 "D-TDs" are the most in Ravens franchise history, while his 7 INT-TDs also rank first.
- Blocked 4 punts in his career, returning 3 for TDs (ties an NFL record).
- Reed tallied 12 multi-INT games (13 including playoffs), the most in NFL history.
- Owns 9-career postseason INTs, tying the NFL playoff record shared by Charlie Waters, Bill Simpson & Ronnie Lott.
- Finished his career with 699 total tackles, 6 sacks, 154 passes defended, 12 forced fumbles and 10 fumble recoveries. (His 661 total tackles as a Raven rank fourth in team history.)

KEY HONORS

- Super Bowl XLVII Champion
- Nine-time Pro Bowler (2003-04, 2006-12)
- *Associated Press* NFL Defensive Player of the Year (2004)
- *The Sporting News* All-Decade Team (2000s)
- *USA Today* All-Decade Team (2000s)
- *Associated Press* first-team All-Pro (2004, 2006-08, 2010)
- *Associated Press* second-team All-Pro (2003, 2009, 2011)
- *The Sporting News* All-Pro (2003-04, 2006, 2007, 2008, 2010)
- *Pro Football Weekly*/Pro Football Writers Association All-NFL (2004, 2006, 2008, 2010)
- NFL Defensive Player of the Month (Dec. 2008; Dec. 2010)
- AFC Defensive Player of the Month (Nov. 2004; Dec. 2010)
- AFC Defensive Player of the Week (Week 16, 2010; Week 14, 2008; Week 12, 2008; Week 9, 2004)
- AFC Special Teams Player of the Month (November, 2004)
- AFC Special Teams Player of the Week (Week 6, 2003)
- *Pro Football Weekly* All-Rookie team (2002)

NFL INTERCEPTION RETURN YARDS

S Ed Reed's 64 career interceptions rank sixth all time, while his 1,590 INT return yards stand No. 1. Reed also owns the second-best INT return average (24.8) in league history.

ALL-TIME NFL INTERCEPTION RETURN YARDS

Rk.	Player	G	INT	Yards	Avg.	LG	TD
1.	Ed Reed	174	64	1,590	24.8	107t	7
2.	Rod Woodson	238	71	1,483	20.9	98t	12
3.	Darren Sharper	205	63	1,412	22.4	99t	11
4.	Deion Sanders	188	53	1,331	25.1	93t	9
5.	Emlen Tunnell	167	79	1,282	16.2	55t	4
6.	Night Train Lane	157	68	1,207	17.8	80t	5
7.	Paul Krause	226	81	1,185	14.6	81	3

GOING THE DISTANCE

LONGEST INTERCEPTION RETURNS / NFL HISTORY

Rk.	Player	Yards	Date/Game
1.	Ed Reed	107t	11/23/08 vs. Phi.
2.	Ed Reed	106t	11/7/04 vs. Cle.
3.	Vencie Glenn	103t	11/29/87 vs. Den.
	Louis Oliver	103t	10/4/92 at Buf.

WHILE WITH RAVENS (2002-12)

While playing in Baltimore from 2002-12, Reed had 61 INTs for 1,541 return yards, the most among all NFL players during this span.

NFL INTERCEPTIONS (2002-12)

Rk.	Player	INT
1.	Ed Reed	61
2.	Asante Samuel	50
3.	Charles Woodson	44

NFL INT RETURN YARDS (2002-12)

Rk.	Player	Yards
1.	Ed Reed	1,541
2.	Darren Sharper	1,143
3.	DeAngelo Hall	789

DUAL-INT GAMES

S Ed Reed registered 12 dual-INT games (13 including playoffs) during his career, the most such games among players who began their careers in the Super Bowl Era (since 1966).

MOST GAMES WITH 2+ INTERCEPTIONS / SUPER BOWL ERA

Player	2+ INT Games
Ed Reed	12
Ronnie Lott	11
Lem Barney	9
Dave Brown	9
Everson Walls	9

RAVENS LEGEND: ED REED

ED REED CAREER STATISTICS

REGULAR SEASON

Year	Team	GP	GS	TACKLES			SACKS		INTERCEPTIONS					FUMBLES		
				TT	Solo	Asst.	No.	Yards	No.	Yards	LG	TD	PD	FF	FR	Yards
2002	Baltimore	16	16	86	69	17	1.0	3.0	5	167	59	0	13	1	0	0
2003	Baltimore	16	15	92	77	15	1.0	12.0	*7	132	54t	1	*19	1	0	0
2004	Baltimore	16	16	89	80	9	2.0	28.0	**9	**358	106t	1	*17	3	2	44
2005	Baltimore	10	10	40	36	4	0.0	0.0	1	23	23	0	12	0	0	0
2006	Baltimore	16	16	66	61	5	0.0	0.0	5	70	37	1	16	1	1	32
2007	Baltimore	16	16	45	36	9	0.0	0.0	*7	130	32	0	13	0	1	6
2008	Baltimore	16	16	40	32	8	1.0	9.0	**9	*264	^107t	2	15	1	2	27
2009	Baltimore	12	12	54	50	4	0.0	0.0	3	111	52t	1	6	3	1	13
2010	Baltimore	10	10	39	29	10	0.0	0.0	**8	**183	44	0	*16	1	0	0
2011	Baltimore	16	16	52	44	8	1.0	4.0	3	25	16	0	8	1	0	0
2012	Baltimore	16	10	58	49	9	0.0	0.0	*4	78	34t	1	15	0	*3	31
2013	Hou./NYJ	14	10	38	27	11	0.0	0.0	3	49	25	0	4	0	0	0
Totals		174	169	699	590	109	6.0	56.0	#64	^1,590	^107t	7	154	12	10	153

^NFL RECORD

#FRANCHISE RECORD (61 WITH THE RAVENS)

**LED NFL

*LED TEAM

SPECIAL TEAMS TACKLES (8): 2002 (8)

CAREER SINGLE-GAME HIGHS (REGULAR SEASON)

Total Tackles:

14 (9/7/03 at Pit.)

Sacks:

1 6 times (last: 10/2/11 vs. NYJ)

Forced Fumbles:

1 12 times (last: 10/2/11 vs. NYJ)

Passes Defensed:

5 (11/28/10 vs. TB)

Solo Tackles:

10 2 times (last: 11/16/03 at Mia.)

INTs:

2 12 times (last: 9/11/11 vs. Pit.)

Fumble Recoveries:

1 10 times (last: 12/2/12 vs. Pit.)

Additional Statistics: Returned 29 punts for 204 yards, including 1 return for a 63-yard TD (9/10/07 at Cin.)...Returned a fumble recovery (which he forced) 22 yards for a TD (10/10/04 at Was.)...Posted a safety on 10/1/06 vs. SD...Returned a fumble recovery (which he forced) 22 yards for a TD (12/7/08 vs. Was.)

Punt Blocks: Blocked 4 punts in his career, returning 3 for TDs (tied for NFL record): 9/30/02 vs. Den., first punt block in franchise history; 11/24/02 vs. Ten., returned 11 yards for a TD; 10/12/03 at Ari., returned 22 yards for a TD; 11/23/03 vs. Sea., returned 16 yards for a TD.

POSTSEASON

Year	Team	GP	GS	TACKLES			SACKS		INTERCEPTIONS					FUMBLES		
				TT	Solo	Asst.	No.	Yards	No.	Yards	LG	TD	PD	FF	FR	Yards
2003	Baltimore	1	1	3	3	0	0.0	0.0	1	23	23	0	2	0	0	0
2006	Baltimore	1	1	2	2	0	0.0	0.0	2	0	0	0	3	0	0	0
2008	Baltimore	3	3	7	6	1	0.0	0.0	2	76	64t	1	3	0	0	0
2009	Baltimore	2	2	6	3	3	0.0	0.0	2	63	38	0	3	0	0	0
2010	Baltimore	2	2	7	6	1	0.0	0.0	0	0	0	0	0	0	1	0
2011	Baltimore	2	2	10	9	1	0.0	0.0	1	0	0	0	6	0	0	0
2012	Baltimore	4	4	15	14	1	0.0	0.0	1	6	6	0	3	0	0	0
Totals		15	15	50	43	7	0.0	0.0	9	168	64t	1	20	0	1	0

PLAYOFF BALL HAWK

S Ed Reed tallied 9 INTs in 15 career playoff games, tying for the most all time. Reed's 168 return yards stand fourth all time, while he also posted 50 tackles (43 solo) and 20 PD in postseason play.

POSTSEASON INTERCEPTION LEADERS (NFL History)

Rk.	Player	INT	Yards	TDs	Games
1.	Ed Reed	9	168	1	15
	Ronnie Lott	9	187	2	11
	Bill Simpson	9	149	1	6
	Charlie Waters	9	124	0	10

REED'S CAREER TOUCHDOWNS

Date/Game	Result	Touchdown
09/10/12 vs. Cin.	W	34-yard INT return
10/11/09 vs. Cin.	L	52-yard INT return
1/4/09 at Mia. (WC)	W	64-yard INT return
12/7/08 vs. Was.	W	22-yard FR return
11/23/08 vs. Phi.	W	107-yard INT return (NFL record)
9/21/08 vs. Cle.	W	32-yard INT return
9/10/07 at Cin.	L	63-yard punt return
11/5/06 vs. Cin.	W	25-yard INT return
11/7/04 vs. Cle.	W	106-yard INT return
10/10/04 at Was.	W	22-yard FR return
11/23/03 vs. Sea.	W	16-yard punt block return
10/12/03 at Ari.	W	22-yard punt block return
9/14/03 vs. Cle.	W	54-yard INT return
11/24/02 vs. Ten.	W	11-yard punt block return

ALL-TIME TRADES / ATTENDANCE

RAVENS ALL-TIME TRADES

MARCH 12, 1996

Traded 1997 fourth-round pick to Seattle for G Jeff Blackshear.

FEBRUARY 14, 1997

Traded T Tony Jones to Denver for Broncos 1997 second-round pick (S Kim Herring).

AUGUST 24, 1997

Ravens traded their 1998 seventh-round pick to Pittsburgh for OL Bernard Dafney.

AUGUST 24, 1997

Traded 1999 seventh-round pick to Philadelphia for G Ben Cabil.

FEBRUARY 14, 1998

Traded 1998 third- and fourth-round picks to Indianapolis for QB Jim Harbaugh and Colts 1998 fourth-round pick.

FEBRUARY 18, 1998

Traded 1999 third-round pick to Tampa Bay for RB Errict Rhett.

MARCH 22, 1999

Traded 1999 third-round pick and conditional 2000 fifth-round pick to Detroit for QB Scott Mitchell.

MARCH 30, 1999

Traded 1999 sixth-round pick to New England for TE Lovett Purnell.

APRIL 17, 1999

Traded 1999 fifth-round pick and 2000 seventh-round pick to St. Louis for QB Tony Banks.

MARCH 16, 2004

In a three-team trade, the Ravens sent a second-round pick to the 49ers in exchange for WR Terrell Owens (3/3), then reached a settlement prior to arbitration when Baltimore acquired a fifth-round compensatory pick from Philadelphia, re-acquired the original second round pick, and the Eagles acquired Owens.

APRIL 25, 2004

Traded fourth-round pick to Jacksonville for WR Kevin Johnson.

JUNE 8, 2006

Traded 2007 fourth-round draft pick (128th overall) to Tennessee for QB Steve McNair.

JUNE 19, 2006

Traded 2007 conditional draft pick to Indianapolis for S Gerome Sapp.

MARCH 9, 2007

Traded three draft picks (third and seventh in 2007; third in 2008) to Buffalo for RB Willis McGahee, who signed a six-year deal with the Ravens.

APRIL 27, 2008

Traded 2008 fourth-round draft pick (125th overall) to Oakland for CB Fabian Washington.

MARCH 5, 2010

Traded 2010 third- and fourth-round draft picks to Arizona for WR Anquan Boldin and a 2010 fifth-round draft choice.

SEPTEMBER 1, 2010

Traded 2011 conditional draft pick to Seattle for CB Josh Wilson. (Trade yielded a fifth-round choice for the Seahawks.)

AUGUST 12, 2011

Traded a 2012 draft pick (fourth-round) to Buffalo for WR Lee Evans.

MARCH 11, 2013

Traded WR Anquan Boldin to San Francisco for a 2013 sixth-round draft choice.

MAY 9, 2013

Traded a conditional 2014 draft choice to Indianapolis in exchange for G/C A.Q. Shipley.

AUGUST 21, 2013

Traded WR/RS David Reed to Indianapolis in exchange for RB Delone Carter.

OCTOBER 3, 2013

Traded a 2014 fourth- and fifth-round pick to Jacksonville in exchange for T Eugene Monroe.

OCTOBER 21, 2013

Traded T Bryant McKinnie to Miami in exchange for a conditional 2015 draft pick.

MARCH 26, 2014

Traded a 2015 draft pick to Tampa Bay in exchange for C Jeremy Zuttah.

MARCH 10, 2015

Traded DT Haloti Ngata and a 2015 seventh-round draft choice to Detroit for 2015 fourth- and fifth-round draft picks.

APRIL 1, 2015

Traded C/G Gino Gradkowski and a 2016 fifth-round draft choice to Denver in exchange for a for 2016 fourth-round pick.


ATTENDANCE RESULTS

Year	Home Attend.	Home Average	Road Attend.	Road Average	Preseason Attend.	Playoffs Attend.	Total Attend.	Average
1996	471,665	58,958	434,075	54,259	217,533	—	1,123,273	56,163
1997	475,236	59,404	465,680	58,210	189,179	—	1,130,095	56,505
1998	549,531	68,691	434,548	54,318	228,568	—	1,212,647	60,632
1999	547,127	68,391	458,844	57,356	214,734	—	1,220,705	61,035
2000	551,695	68,961	510,678	63,834	281,125	272,870	1,616,368	67,349
2001	554,991	69,374	508,251	63,531	209,222	136,227	1,408,691	67,080
2002	554,724	69,341	519,740	64,925	270,117	—	1,344,581	67,229
2003	556,634	69,579	450,295	56,287	275,416	69,452	1,351,797	64,371
2004	558,594	69,824	564,694	70,586	281,567	—	1,404,855	70,243
2005	563,076	70,385	533,939	66,742	251,796	—	1,348,811	67,441
2006	566,547	70,818	558,640	69,830	264,087	71,162	1,460,436	69,545
2007	569,226	71,153	542,974	67,872	273,271	—	1,385,471	69,274
2008	570,152	71,269	545,313	68,164	270,352	208,733	1,594,550	69,328
2009	568,660	71,083	505,417	63,177	278,713	136,291	1,489,081	67,686
2010	569,817	71,227	553,619	69,202	256,642	137,069	1,517,147	68,961
2011	569,792	71,224	514,110	64,264	277,681	140,303	1,501,886	68,268
2012	570,229	71,279	539,175	67,397	262,889	287,891	1,660,184	69,174
2013	569,084	71,136	536,938	67,117	242,044	—	1,348,066	67,403
2014	568,353	71,044	527,776	65,972	292,033	131,536	1,519,698	69,077
Total	10,505,133	69,113	9,704,706	63,847	4,836,969	1,591,534	26,593,342	66,265
# of Games	152	—	152	—	75*	23	402	—


*8/13/01 @ Philadelphia cancelled: field conditions; 8/25/07 @ Washington terminated: severe weather

RAVENS ALL-TIME AP HONORS

ASSOCIATED PRESS PLAYERS OF THE YEAR




**LB Peter Boulware – 1997
Defensive Rookie of the Year**




**LB Ray Lewis – 2000 & 2003
Defensive Player of the Year**



**RB Jamal Lewis – 2003
Offensive Player of the Year**



**S Ed Reed – 2004
Defensive Player of the Year**



OLB Terrell Suggs – 2003 Def. Rookie of the Year & 2011 Def. Player of the Year

ASSOCIATED PRESS ALL-PRO HONOREES

Year	Player	Team	Year	Player	Team	Year	Player	Team
1997	T Jonathan Ogden	First	2003	T Jonathan Ogden	First	2009	S Ed Reed	Second
1998	RS Jermaine Lewis	First	2003	S Ed Reed	Second	2009	RB Ray Rice	Second
1998	LB Ray Lewis	Second	2004	LB Ray Lewis	First	2010	K Billy Cundiff	First
1998	T Jonathan Ogden	Second	2004	CB Chris McAlister	Second	2010	LB Ray Lewis	Second
1999	LB Peter Boulware	Second	2004	T Jonathan Ogden	Second	2010	DT Haloti Ngata	First
1999	LB Ray Lewis	First	2004	S Ed Reed	First	2010	S Ed Reed	First
1999	T Jonathan Ogden	Second	2006	FB Ovie Mughelli	Second	2011	FB Vonta Leach	First
2000	DT Sam Adams	Second	2006	T Jonathan Ogden	Second	2011	DT Haloti Ngata	First
2000	DE Rob Burnett	Second	2006	S Ed Reed	First	2011	S Ed Reed	Second
2000	LB Ray Lewis	First	2006	LB Bart Scott	Second	2011	RB Ray Rice	Second
2000	T Jonathan Ogden	First	2006	K Matt Stover	Second	2011	LB Terrell Suggs	First
2000	K Matt Stover	First	2006	LB Adalius Thomas	First	2011	G Marshal Yanda	Second
2000	S Rod Woodson	Second	2007	S Ed Reed	First	2012	RS Jacoby Jones	First
2001	RS Jermaine Lewis	Second	2008	LB Ray Lewis	First	2012	FB Vonta Leach	First
2001	LB Ray Lewis	First	2008	FB Le’Ron McClain	First	2012	DT Haloti Ngata	Second
2001	T Jonathan Ogden	Second	2008	DT Haloti Ngata	Second	2012	G Marshal Yanda	Second
2002	T Jonathan Ogden	First	2008	S Ed Reed	First	2013	K Justin Tucker	First
2003	TE Todd Heap	Second	2008	LB Terrell Suggs	Second	2014	OLB Elvis Dumervil	First
2003	RB Jamal Lewis	First	2009	LB Ray Lewis	First	2014	LB C.J. Mosley	Second
2003	LB Ray Lewis	First	2009	FB Le’Ron McClain	Second	2014	DT Haloti Ngata	Second
2003	CB Chris McAlister	First	2009	DT Haloti Ngata	Second	2014	G Marshal Yanda	First

RAVENS ALL-TIME HONORS

PLAYERS OF THE MONTH

Year	Month	Player	Honor	Year	Month	Player	Honor
1998	Sept.	PR Jermaine Lewis	Special Teams	2006	Sept.	K Matt Stover	Special Teams
2000	Sept.	DE Rob Burnett	Defense	2008	Dec.	S Ed Reed	Defense
2000	Nov.	K Matt Stover	Special Teams	2010	Nov.	LB Terrell Suggs	Defense
2000	Dec.	KR/PR Jermaine Lewis	Special Teams	2010	Dec.	S Ed Reed	Defense
2003	Nov.	LB Ray Lewis	Defense	2011	Dec.	LB Terrell Suggs	Defense
2003	Dec.	RB Jamal Lewis	Offense	2012	Nov.	RS Jacoby Jones	Special Teams
2004	Oct.	KR/PR B.J. Sams	Special Teams	2013	Nov.	K Justin Tucker	Special Teams
2004	Nov.	S Ed Reed	Defense	2014	Nov.	K Justin Tucker	Special Teams
2006	Sept.	LB Bart Scott	Defense				

ROOKIES OF THE MONTH

Year	Month	Player	Honor	Year	Month	Player	Honor
1997	Sept.	LB Peter Boulware	Defense	2008	Nov.	QB Joe Flacco	Offense
2000	Nov.	RB Jamal Lewis	Offense	2009	Dec./Jan.	T Michael Oher	Offense
2003	Sept.	LB Terrell Suggs	Defense	2014	Oct. & Dec.	LB C.J. Mosley (twice)	Defense

PLAYERS OF THE WEEK

Year	Week	Player	Honor	Year	Week	Player	Honor
1996	1	LB Ray Lewis	Defense	2005	11	K Matt Stover	Special Teams
1996	5	RB Earnest Byner	Offense	2005	13	OLB Terrell Suggs	Defense
1996	9	QB Vinny Testaverde	Offense	2006	1	LB Ray Lewis	Defense
1996	14	WR Derrick Alexander	Offense	2006	10	DE Trevor Pryce	Special Teams
1997	9	LB Ray Lewis	Defense	2006	11	RS B.J. Sams	Special Teams
1997	15	WR/RS Jermaine Lewis	Special Teams	2006	17	CB Chris McAlister	Defense
1998	2	CB Rod Woodson	Defense	2007	3	WR/RS Yamon Figurs	Special Teams
1998	4	RB Priest Holmes	Offense	2007	6	K Matt Stover	Special Teams
1998	4	KR Jermaine Lewis	Special Teams	2008	7	OLB Terrell Suggs	Defense
1998	10	DE Michael McCrary	Defense	2008	9	QB Joe Flacco	Offense
1999	3	LB Peter Boulware	Defense	2008	10	LB Ray Lewis	Defense
1999	11	K Matt Stover	Special Teams	2008	12	S Ed Reed	Defense
1999	13	DE Michael McCrary	Defense	2008	14	S Ed Reed	Defense
1999	14	WR Qadry Ismail	Offense	2008	16	P Sam Koch	Special Teams
1999	16	K Matt Stover	Special Teams	2009	3	LB Brendon Ayanbadejo	Defense
2000	1	DE Rob Burnett	Defense	2009	15	CB Domonique Foxworth	Defense
2000	2	QB Tony Banks	Offense	2009	17	RB Willis McGahee	Offense
2000	5	S Rod Woodson	Defense	2010	3	WR Anquan Boldin	Offense
2000	6	K Matt Stover	Special Teams	2010	9	DT Haloti Ngata	Defense
2000	16	LB Jamie Sharper	Defense	2010	14	WR/RS David Reed	Special Teams
2000	17	WR/RS Jermaine Lewis	Special Teams	2010	15	RB Ray Rice	Offense
2001	3	S Corey Harris	Defense	2010	16	S Ed Reed	Defense
2001	8	K Matt Stover	Special Teams	2011	1	OLB Terrell Suggs	Defense
2001	12	DE Adalius Thomas	Defense	2011	3	LB Ray Lewis	Defense
2001	15	LB Ray Lewis	Defense	2011	4	LB Jarret Johnson	Defense
2001	17	LB Peter Boulware	Defense	2011	11	WR Torrey Smith	Offense
2002	4	LB Ray Lewis	Defense	2011	12	OLB Terrell Suggs	Defense
2002	4	CB Chris McAlister	Special Teams	2011	13	RB Ray Rice	Offense
2002	10	WR/RS Lamont Brightful	Special Teams	2011	14	OLB Terrell Suggs	Defense
2002	12	LB Ed Hartwell	Defense	2011	17	RB Ray Rice	Offense
2002	13	S Chad Williams	Defense	2012	1	QB Joe Flacco	Offense
2003	2	RB Jamal Lewis	Offense	2012	6	RS Jacoby Jones	Special Teams
2003	6	S Ed Reed	Special Teams	2012	16	RB Ray Rice	Offense
2003	12	QB Anthony Wright	Offense	2013	10	K Justin Tucker	Special Teams
2003	16	RB Jamal Lewis	Offense	2013	12	K Justin Tucker	Special Teams
2003	17	LB Ray Lewis	Defense	2013	15	K Justin Tucker	Special Teams
2004	7	CB Deion Sanders	Defense	2014	3	K Justin Tucker	Special Teams
2004	9	S Ed Reed	Defense	2014	6	QB Joe Flacco	Offense
2004	10	QB/P Kordell Stewart	Special Teams	2014	10	RB Justin Forsett	Offense
2004	14	QB Kyle Boller	Offense	2014	12	RB Justin Forsett	Offense
				2014	14	OLB Elvis Dumervil	Defense

RAVENS ALL-TIME PRO BOWLERS

1996
 QB Vinny Testaverde
 S Eric Turner

1997
 LB Ray Lewis
 T Jonathan Ogden

1998
 LB Peter Boulware
 RS Jermaine Lewis
 LB Ray Lewis
 DE Michael McCrary
 T Jonathan Ogden
 ST Bennie Thompson

1999
 LB Peter Boulware
 LB Ray Lewis
 DE Michael McCrary
 T Jonathan Ogden
 S Rod Woodson

2000
 DT Sam Adams
 LB Ray Lewis
 T Jonathan Ogden
 K Matt Stover
 S Rod Woodson

2001
 DT Sam Adams
 RS Jermaine Lewis
 LB Ray Lewis
 T Jonathan Ogden
 TE Shannon Sharpe
 S Rod Woodson

2002
 T Jonathan Ogden
 LB Peter Boulware
 TE Todd Heap

2003 (tied KC for most in NFL)
 LB Peter Boulware
 TE Todd Heap
 RB Jamal Lewis
 LB Ray Lewis
 CB Chris McAlister
 T Jonathan Ogden
 S Ed Reed
 ST Adalius Thomas

2004
 T Jonathan Ogden
 LB Ray Lewis
 CB Chris McAlister
 S Ed Reed
 LB Terrell Suggs

2005
 T Jonathan Ogden

2006
 T Jonathan Ogden*
 LB Ray Lewis*
 CB Chris McAlister
 QB Steve McNair*
 S Ed Reed
 LB Bart Scott
 LB Terrell Suggs
 LB Adalius Thomas

* Ogden (toe) went to the Pro Bowl but did not play; Scott went instead of Lewis (hand); QB Vince Young (Ten.) went in lieu of McNair.

2007
 T Jonathan Ogden
 LB Ray Lewis
 RB Willis McGahee
 S Ed Reed

2008
 ST Brendon Ayanbadejo
 LB Ray Lewis
 FB Le'Ron McClain
 S Ed Reed
 LB Terrell Suggs

2009
 LB Ray Lewis
 FB Le'Ron McClain
 DT Haloti Ngata
 S Ed Reed*
 RB Ray Rice

* Reed (injured hip/ankle) did not play.

2010
 K Billy Cundiff
 LB Ray Lewis
 DT Haloti Ngata
 S Ed Reed*
 OLB Terrell Suggs

* Reed (death in family) did not play.

2011
 G Ben Grubbs
 FB Vonta Leach
 LB Ray Lewis
 DT Haloti Ngata
 S Ed Reed*
 RB Ray Rice*
 OLB Terrell Suggs*
 G Marshal Yanda

* Reed (injury), Rice (family matter) and Suggs (injury) did not play.

2012
 RS Jacoby Jones
 FB Vonta Leach
 DT Haloti Ngata
 S Ed Reed
 RB Ray Rice
 G Marshal Yanda

2013
 DT Haloti Ngata
 OLB Terrell Suggs
 K Justin Tucker
 G Marshal Yanda

2014
 OLB Elvis Dumervil
 RB Justin Forsett
 LB C.J. Mosley
 G Marshal Yanda

MOST RAVENS PRO BOWLS	
LB Ray Lewis.....	13
T Jonathan Ogden.....	11
S Ed Reed	9
OLB Terrell Suggs	6
DT Haloti Ngata.....	5
OLB Peter Boulware.....	4
G Marshal Yanda	4



S Ed Reed: 9 Pro Bowls

RAVENS ALL-TIME ROSTER

12	Abney, Derek (WR/RS)	Kentucky, 2004	60	Brown, Jason (G/C)	North Carolina, 2005-08
95	Adams, Sam (DT)	Texas A&M, 2000-01	14	Brown, Marlon (WR)	Georgia, 2013-14
43	Adams, Vashone (S)	Eastern Michigan, 1996	31	Brown, Omar (S)	Marshall, 2012-13
11	Aiken, Kamar (WR)	Central Florida, 2014	78	Brown, Orlando (T)	S. Carolina St., 1996-98, 2003-05
82	Alexander, Derrick (WR)	Michigan, 1996-97	47	Brown, Ricky (LB)	Boston College, 2012
35	Allen, Anthony (RB)	Georgia Tech, 2011-12	49	Bryant, D.J. (LB)	James Madison, 2013
29	Allen, Terry (RB)	Clemson, 2001	10	Bulger, Mark (QB)	West Virginia, 2010
38	Ali, Charles (FB)	Arkansas-Pine Bluff, 2009	54	Burgess, Prescott (LB)	Michigan, 2007-11
66	Anderson, Bennie (OL)	Tennessee State, 2001-04	90	Burnett, Rob (DE)	Syracuse, 1996-2001
14	Anderson, Derek (QB)	Oregon State, 2005	85	Burrough, Jonathan (TE)	New Mexico, 2001
38	Anderson, Mike (RB)	Utah, 2006-07	17	Butler, Jeremy (WR)	Tennessee-Martin, 2014
79	Anderson, Willie (T)	Auburn, 2008	38	Butler, Robb (DB)	Robert Morris, 2005
88	Armour, Justin (WR)	Stanford, 1999	21	Byner, Earnest (RB)	East Carolina, 1996-97
70	Arvie, Herman (OL)	Grambling, 1996	56	Bynes, Josh (LB)	Auburn, 2011-13
74	Atkins, James (OL)	SW Louisiana, 1997-99	25	Byrdson, Shawn (DB)	Mississippi State, 2002
51	Ayanbadejo, Brendon (LB)	UCLA, 2008-12	56	Caldwell, Mike (LB)	Middle Tennessee St., 1996
30	Ayanbadejo, Obafemi (FB)	San Diego St., 1999-2001	15	Campanaro, Michael (WR)	Wake Forest, 2014
35	Bailey, Robert (DB)	Miami (FL), 2000	99	Canty, Chris (DE)	Virginia, 2013-14
86	Bajema, Billy (TE)	Oklahoma State, 2012-13	25	Carr, Chris (CB/RS)	Boise State, 2009-11
23	Baldwin, Randy (RB)	Mississippi, 1996	22	Carter, Dale (DB)	Tennessee, 2004-05
12	Banks, Tony (QB)	Michigan State, 1999-2000	10	Case, Stoney (QB)	New Mexico, 1999
94	Bannan, Justin (DT)	Colorado, 2006-09	23	Cason, Antoine (CB)	Arizona, 2014
80	Bannister, Alex (WR)	Eastern Kentucky, 2006	65	Cavil, Ben (OL)	Oklahoma, 1997-98
50	Barnes, Antwan (LB)	Florida International, 2007-09	65	Caylor, Drew (OL)	Stanford, 2005
28	Baxter, Gary (DB)	Baylor, 2001-04	92	Chase, Martin (DT)	Oklahoma, 1998-99
12	Beck, John (QB)	BYU, 2009	65	Chester, Chris (G/C)	Oklahoma, 2006-10
76	Bernstein, Alex (OL)	Amherst, 1997	87	Clark, Dallas (TE)	Iowa, 2013
28	Berry, Damien (RB)	Miami (FL), 2011-12	55	Clark, Sedric (LB)	Tulsa, 1996
68	Bilukidi, Christo (DT)	Georgia State, 2014	89	Clayton, Mark (WR)	Oklahoma, 2005-09
77	Birk, Matt (C)	Harvard, 2009-12	81	Coates, Ben (TE)	Livingstone, 2000
89	Bishop, Harold (TE)	LSU, 1996	53	Cody, Dan (LB/DE)	Oklahoma, 2005-07
69	Blackshear, Jeff (G)	NE Louisiana, 1996-99	62	Cody, Terrence (DT)	Alabama, 2010-14
11	Blake, Jeff (QB)	East Carolina, 2002	63	Collins, Mike (G)	Wake Forest, 2002
74	Bobo, Orlando (OL)	NW Louisiana, 2000-01	49	Collins, Ryan (TE)	St. Thomas (MN), 1999
81	Boldin, Anquan (WR)	Florida State, 2010-12	37	Considine, Sean (S)	Iowa, 2012
7	Boller, Kyle (QB)	California, 2003-08	72	Cook, Damion (T)	Bethune-Cookman, 2002-04
70	Bolling, Nate (DT)	Wake Forest, 2003	26	Cook, Emanuel (S)	South Carolina, 2011-12
36	Booth, Isaac (DB)	California, 1996	15	Copper, Terrance (WR)	East Carolina, 2008
67	Boren, Justin (G/C)	Ohio State, 2011	23	Cotton, Kenyon (FB)	SW Louisiana, 1997-98
58	Boulware, Peter (OLB)	Florida State, 1997-2005	64	Cousins, Oniel (G/T)	UTEP, 2008-10
2	Bouman, Todd (QB)	St. Cloud State, 2008	46	Cox, Morgan (LS)	Tennessee, 2010-14
24	Brady, Donny (DB)	Wisconsin, 1996-98	51	Croel, Mike (LB)	Nebraska, 1996
22	Brew, Dorian (CB)	Kansas, 1996-97	7	Cundiff, Billy (K)	Drake, 2009-11
57	Brigance, O.J. (LB)	Rice, 2000	1	Cunningham, Randall (QB)	UNLV, 2001
45	Brightful, Lamont (RS)	E. Washington, 2002-03	80	Curtis, Tony (TE)	Portland State, 2009
16	Britton, Eddie (WR)	Central State (OH), 1997	72	Dafney, Bernard (OL)	Tennessee, 1997
44	Brookins, Jason (RB)	Lane College, 2000-01	91	Dalton, Lionel (DT)	Eastern Michigan, 1998-2001
77	Brooks, Ethan (T)	Williams College, 2002-04	30	Daniel, Eugene (CB)	Louisiana State, 1997
31	Brooks, Terrence (S)	Florida State, 2014	53	Daniels, Dexter (LB)	Florida, 1996
59	Brown, Arthur (LB)	Kansas State, 2013-14	30	Daniels, P.J. (RB)	Georgia Tech, 2006-08
23	Brown, Chykie (CB)	Texas, 2011-14	81	Daniels, Owen (TE)	Wisconsin, 2014
51	Brown, Cornell (LB)	VA Tech, 1997-2000, 2002-04	81	Darling, Devard (WR)	Washington St., 2004-07
18	Brown, Curtis (WR)	Alabama, 1996	56	Davis, Anthony (LB)	Utah, 2000

RAVENS ALL-TIME ROSTER

86	Davis, Billy (WR)	Pittsburgh, 1999-2000	37	Gorrer, Danny (DB)	Texas A&M, 2011, 2014
85	DeLong, Greg (HB)	North Carolina, 1999	66	Gradkowski, Gino (C/G)	Delaware, 2012-14
47	Demps, Will (S)	San Diego St., 2002-05	24	Graham, Corey (CB)	New Hampshire, 2012-13
60	DeVries, Jed (OL)	Utah State, 1996	34	Graham, Jay (RB)	Tennessee, 1997-99
84	Dickson, Ed (TE)	Oregon, 2010-13	12	Graham, Shayne (K)	West Virginia, 2011
8	Dilfer, Trent (QB)	Fresno State, 2000	18	Grbac, Elvis (QB)	Michigan, 2001
87	Dinkins, Darnell (TE)	Pittsburgh, 2004-05	86	Green, Eric (TE)	Liberty, 1996-98
96	Divens, Lamar (DT)	Tennessee State, 2008-10	95	Green, Howard (DT)	Louisiana State, 2002
17	Doss, Tandon (WR)	Indiana, 2011-13	33	Green, Justin (FB)	Montana, 2005-07
94	Douglas, Marques (DL)	Howard, 1999, 2001-04, 2008	54	Green, Roderick (LB)	Central Missouri St., 2004-05
36	Dowden, Corey (DB)	Grambling, 1996	42	Greenwood, Chris (CB)	Albion, 2014
38	Draughn, Shaun (RB)	North Carolina, 2013	97	Gregg, Kelly (DT)	Oklahoma, 2000-10
80	Drew, Davon (TE)	East Carolina, 2009-11	59	Greisen, Nick (LB)	Wisconsin, 2007-08
58	Dumervil, Elvis (OLB)	Louisville, 2013-14	66	Grubbs, Ben (G)	Auburn, 2007-11
40	Edison, Pedro (TE)	E. Tennessee State, 2000	65	Gurode, Andre (G/C)	Colorado, 2011
93	Edwards, Dwan (DE)	Oregon State, 2004-09	67	Guy, Lawrence (DE)	Arizona State, 2014
26	Elam, Matt (S)	Florida, 2013-14	62	Hale, David (G/T)	Weber State, 2008-10
59	Ellerbe, Dannell (LB)	Georgia, 2009-12	58	Haley, Dennis (LB)	Virginia, 2005-06
8	Elling, Aaron (K)	Wyoming, 2005	95	Hall, Bryan (DT)	Arkansas State, 2012
72	Ellison, Atiyah (DT)	Missouri, 2006	81	Hambrick, Kenyon (WR)	Alabama A&M, 2001
61	Elmore, John (OL)	Texas, 1997	54	Hamilton, Adrian (OLB)	Prairie View A&M, 2012-13
85	Ethridge, Ray (WR)	Pasadena City, 1996-97	22	Hamlin, Ken (S)	Arkansas, 2010
29	Evans, Charles (FB)	Clark U. (Atl.), 1999-2000	4	Harbaugh, Jim (QB)	Michigan, 1998
83	Evans, Lee (WR)	Wisconsin, 2011	70	Harewood, Ramon (G/T)	Morehouse, 2010-12
61	Everitt, Steve (C)	Michigan, 1996	82	Harper, Justin (WR)	Virginia Tech, 2008-10
16	Figurs, Yamon (WR/RS)	Kansas St., 2007-08	51	Harris, Bernardo (LB)	North Carolina, 2002-03
8	Finnerty, Cullen (QB)	Grand Valley St., 2007	45	Harris, Corey (S)	Vanderbilt, 1998-2001
98	Fitch, Zarnell (DT)	TCU, 2007	67	Harrison, Chris (G)	Virginia, 1999
37	Fitzhugh, Keith (S)	Mississippi State, 2009	48	Hartley, Frank (TE)	Illinois, 1996
5	Flacco, Joe (QB)	Delaware, 2008-14	56	Hartwell, Edgerton (LB)	Western Illinois, 2001-04
62	Flynn, Mike (C)	Maine, 1997-2007	6	Hauschka, Steve (K)	North Carolina St., 2008-09
71	Folau, Spencer (T)	Idaho, 1996-2000	86	Heap, Todd (TE)	Arizona State, 2001-10
78	Footman, Dan (DL)	Florida State, 1996	70	Hellestrae, Dale (LS)	Southern Methodist, 2001
29	Forsett, Justin (RB)	California, 2014	67	Hernandez, Adam (OL)	Yale, 1998
91	Fortune, Elliott (DL)	Georgia Tech, 1996	20	Herring, Kim (S)	Penn State, 1997-2000
24	Foxworth, Domonique (CB)	Maryland, 2009-11	33	Hill III, Will (S)	Florida, 2014
91	Franklin, Aubrayo (DT)	Tennessee, 2003-06	33	Hoard, Leroy (RB)	Michigan, 1996
38	Franks, Dominique (CB)	Oklahoma, 2014	33	Holmes, Priest (RB)	Texas, 1997-2000
97	Frase, Paul (DE)	Syracuse, 1998	15	Horsey, Albert (WR)	Delaware State, 2001
94	Frederick, Mike (DL)	Virginia, 1996-98	70	Houser, Kevin (LS)	Ohio State, 2010
26	Fuller, Corey (CB/S)	Florida State, 2003-04	84	Houshmandzadeh, T.J. (WR)	Oregon State, 2010
71	Gaither, Jared (T)	Maryland, 2007-10	66	Hudson, John (LS)	Auburn, 2000
35	Gardner, Carwell (FB)	Louisville, 1996	29	Huff, Michael (S)	Texas, 2013
32	Gash, Sam (FB)	Penn State, 2000-02	33	Hughley, Delvin (CB)	Jacksonville St., 2001
44	Gaston, Willie (CB)	Houston, 2007	23	Hunter, Dameon (RB)	Utah, 2002
40	Gerard, K.J. (S)	Northern Arizona, 2009	23	Hunter, Earnest (RB)	SE Oklahoma, 1996
61	Gibson, Gary (DT)	Rutgers, 2005	84	Hunter, Javin (WR)	Notre Dame, 2002-03
80	Gillmore, Crockett (TE)	Colorado State, 2014	74	Hurst, James (T)	North Carolina, 2014
73	Goad, Tim (DT)	North Carolina, 1996	80	Hymes, Randy (WR)	Grambling St., 2002-05
62	Goeas, Leo (OL)	Hawaii, 1997	32	Ihedigbo, James (S)	Massachusetts, 2012-13
50	Goganious, Keith (LB)	Penn State, 1996	64	Isaia, Sale (G)	UCLA, 1996-98
56	Gooden, Tavares (LB)	Miami (FL), 2008-10	87	Ismail, Qadry (WR)	Syracuse, 1999-2001
76	Gordon, Amon (DT)	Stanford, 2007	35	Ivy, Corey (CB)	Oklahoma, 2006-09

RAVENS ALL-TIME ROSTER

27 Jackson, Asa (CB/RS)	Cal Poly, 2012-14	35 Love, Clarence (DB)	Toledo, 1999-2000
50 Jackson, Brad (LB)	Cincinnati, 1998-2001	6 Lucas, Ray (QB)	Rutgers, 2003
81 Jackson, Michael (WR)	Southern Miss., 1996-98	39 Luchey, Nick (FB)	Miami (FL), 2006
39 Jacobs, Tramain (CB)	Texas A&M, 2014	95 Lyle, Rick (DL)	Missouri, 1996
54 James, Robert (LB)	Arizona State, 2013	29 Lyons, Lamar (DB)	Washington, 1997
25 Jenkins, DeRon (DB)	Tennessee, 1996-99	59 Maese, Joe (LS)	New Mexico, 2001-04
6 Jenkins, J.R. (K)	Marshall, 2002	29 Martin, Derrick (CB)	Wyoming, 2006-08
66 Jensen, Ryan (G/C)	Colorado State-Pueblo, 2013-14	85 Mason, Derrick (WR)	Michigan State, 2005-10
97 Jernigan, Timmy (DT)	Florida State, 2014	72 Mattison, Bryan (DL/OL)	Iowa, 2008-11
55 Johnson, J.R. (LB)	Syracuse, 2002	17 Maxwell, Marcus (WR)	Oregon, 2008
95 Johnson, Jarret (LB/DE)	Alabama, 2003-11	58 McAdoo, Michael (OLB)	North Carolina, 2011-12
85 Johnson, Kevin (WR)	Syracuse, 2004	21 McAlister, Chris (CB)	Arizona, 1999-2008
39 Johnson, Chris (CB)	Louisville, 2012	98 McBean, Ryan (DT)	Oklahoma State, 2012
83 Johnson, Patrick (WR)	Oregon, 1998-2001, 2004-05	37 McCann, Bryan (CB)	Southern Methodist, 2010-11
83 Johnson, Ron (WR)	Minnesota, 2002-03	53 McClain, Jameel (LB)	Syracuse, 2008-13
50 Johnson, Tim (LB)	Youngstown State, 2001, 06	33 McClain, Le'Ron (FB)	Alabama, 2007-10
97 Jones, Arthur (DE)	Syracuse, 2010-13	50 McClellan, Albert (LB)	Marshall, 2011-14
56 Jones, Edgar (LB/TE)	SE Missouri St., 2007-11	54 McCloud, Tyrus (LB)	Louisville, 1997-98
12 Jones, Jacoby (WR/RS)	Lane College, 2012-14	99 McCrary, Michael (DE)	Wake Forest, 1997-2002
97 Jones, James (DL)	Northern Iowa, 1996-98	58 McCune, Robert (LB)	Louisville, 2007-08
88 Jones, John (TE)	Indiana (PA), 2000-03	47 McDermott, Kevin (LS)	UCLA, 2014
31 Jones, Rondell (S)	North Carolina, 1997	23 McGahee, Willis (RB)	Miami (FL), 2007-10
82 Jones, Terry (TE)	Alabama, 2002-05	38 McKie, Jason (FB)	Temple, 2010
66 Jones, Tony (T)	Western Carolina, 1996	91 McKinney, Brandon (DT)	Michigan State, 2008-11
44 Juszczyk, Kyle (FB)	Harvard, 2013-14	78 McKinnie, Bryant (T)	Miami (FL), 2011-13
70 Katula, Matt (LS)	Wisconsin, 2005-09	9 McNair, Steve (QB)	Alcorn State, 2006-07
96 Kemoeatu, Ma'ake (DT)	Utah, 2002-05, 2012	90 McPhee, Pernell (OLB)	Mississippi State, 2011-14
12 Kight, Danny (K)	Augusta State, 2001	56 Means, Steven (DE)	Buffalo, 2014
88 Kinchen, Brian (TE)	Louisiana State, 1996-98	13 Mellette, Aaron (WR)	Elon, 2013
94 Kindle, Sergio (OLB)	Texas, 2010-12	38 Melvin, Rashaan (CB)	Northern Illinois, 2014
34 Knight, Tom (CB)	Iowa, 2002-03	21 Metcalf, Eric (RB)	Texas, 1996-98
4 Koch, Sam (P)	Nebraska, 2006-14	36 Miles, Jeromy (S)	Massachusetts, 2013-14
60 Kooistra, Scott (G/T)	North Carolina State, 2010	30 Miller, Prince (CB)	Georgia, 2010
57 Kopp, Jeff (LB)	USC, 1998-99	97 Missouri, Dwayne (DE)	Northwestern, 2001
74 Kracalik, Mike (T)	San Diego State, 2006-08	42 Mitchell, Anthony (DB)	Tuskegee, 1999-2002
99 Kruger, Paul (OLB/DE)	Utah, 2009-12	60 Mitchell, Jeff (C)	Florida, 1997-2000
47 Kuhn, Scott (TE)	Louisville, 2008	19 Mitchell, Scott (QB)	Utah, 1999
37 Lake, Carnell (S)	UCLA, 2001	79 Moll, Tony (G/T)	Nevada, 2009-10
26 Landry, Dawan (S)	Georgia Tech, 2006-10	60 Monroe, Eugene (T)	Virginia, 2013-14
38 Langham, Antonio (DB)	Alabama, 1996-97	9 Montgomery, Greg (P)	Michigan State, 1996-97
32 Lawrence, Matt (RB)	Massachusetts, 2009-11	84 Moore, Clarence (WR)	Northern Arizona, 2004-06
44 Leach, Vonta (FB)	East Carolina, 2011-13	27 Moore, Stevon (S)	Mississippi, 1996-99
82 LeBel, Harper (TE)	Colorado State, 1998	33 Morris, Byron "Bam" (RB)	Texas Tech, 1996-97
36 Leonhard, Jim (S)	Wisconsin, 2008	33 Morrow, Harold (FB)	Auburn, 2003-04
41 Levine, Anthony (S)	Tennessee State, 2012-14	57 Mosley, C.J. (LB)	Alabama, 2014
79 LeVoir, Mark (OL)	Notre Dame, 2011	27 Mouton, Cash (CB)	Louisiana-Monroe, 2005
31 Lewis, Jamal (RB)	Tennessee, 2000-06	34 Mughelli, Ovie (FB)	Wake Forest, 2003-06
84 Lewis, Jermaine (WR)	Maryland, 1996-2001	64 Mulitalo, Edwin (G)	Arizona, 1999-2006
52 Lewis, Ray (LB)	Miami (FL), 1996-2012	16 Murphy, Nick (P)	Arizona State, 2004
95 Lewis-Moore, Kapron (DE)	Notre Dame, 2013-14	43 Nakamura, Haruki (S)	Cincinnati, 2008-11
61 Lindsay, Everett (OL)	Mississippi, 1999	11 Nash, Marcus (WR)	Tennessee, 1999-2000
5 Lloyd, Rhys (K)	Minnesota, 2007	42 Neal, Lorenzo (FB)	Fresno State, 2008
50 Lopez, Nicholas (LB)	Texas Southern, 1997	63 Ndukwe, Ikechuku (G)	Northwestern, 2006-07

RAVENS ALL-TIME ROSTER

6	Nedney, Joe (K)	San Jose St., 1999	39	Ricard, Alan (FB)	NE Louisiana, 2000-05
56	Nelson, Jim (LB)	Penn State, 2005	27	Rice, Ray (RB)	Rutgers, 2008-14
67	Neujahr, Quentin (C)	Kansas State, 1996-97	5	Richardson, Kyle (P)	Arkansas State, 1998-2001
92	Ngata, Haloti (DT)	Oregon, 2006-14	14	Richardson, Wally (QB)	Penn State, 1997-98
82	Nordin, Jake (TE)	Northern Illinois, 2007	9	Richey, Wade (K)	Louisiana State, 2003-04
42	Norton, Zach (CB)	Cincinnati, 2004-05	69	Rimpf, Brian (G)	East Carolina, 2004-06
95	Nugent, Dave (DE)	Purdue, 2002	30	Robertson, Rob (FB)	Northwestern St. (LA), 1998
89	Ofodile, A.J. (TE)	Missouri, 1996-99	61	Robinson, Kareem (DE)	Tenn.-Chattanooga, 1998
87	Ogden, Jeff (WR)	Eastern Washington, 1996-99	87	Robinson, Marcus (WR)	South Carolina, 2003
75	Ogden, Jonathan (T)	UCLA, 1996-2007	69	Rodgers, Stefan (G/T)	Lambuth, 2010
25	Oglesby, Evan (CB)	North Alabama, 2005-06, 2008	83	Roe, James (WR)	Norfolk State, 1996-98
74	Oher, Michael (T)	Mississippi, 2009-13	22	Rolle, Samari (CB)	Florida State, 2005-09
56	Olsavsky, Jerry (LB)	Pittsburgh, 1998	38	Ross, Aaron (CB)	Texas, 2014
54	Orr, Zachary (LB)	North Texas, 2014	40	Ross, Cory (RB)	Nebraska, 2006-07
72	Osemele, Kelechi (G/T)	Iowa State, 2012-14	95	Salave'a, Joe (DT)	Arizona, 2003
6	Otis, Scott (QB)	Glenville St. (WV), 1996	36	Sams, B.J. (DB/RS)	McNeese St., 2004-07
72	Parker, J'Vonne (DT)	Rutgers, 2007	67	Sanders, Daniel (G/C)	Colorado, 2010
91	Parker, Riddick (DE)	North Carolina, 2002-03	37	Sanders, Deion (CB)	Florida State, 2004-05
34	Parmelee, Jalen (RB)	Toledo, 2008-10	81	Sanders, Frank (WR)	Auburn, 2003
30	Paschal, Marcus (S)	Iowa, 2009	42	Sapp, Gerome (S)	Notre Dame, 2003, 2006-07
79	Pashos, Tony (T)	Illinois, 2003-06	80	Savoy, Phil (WR)	Colorado, 1998
59	Payne, Rod (C)	Michigan, 2000	48	Scales, Patrick (LS)	Utah State, 2014
25	Perryman, Raymond (S)	Northern Arizona, 2002	57	Scott, Bart (LB)	Southern Illinois, 2002-08
53	Peters, Tyrell (LB)	Oklahoma, 1997-99	34	Scott, Bernard (RB)	Abilene Christian, 2013
24	Phillips, Anwar (CB)	Penn State, 2008	72	Searcy, Leon (T)	Miami (FL), 2001
58	Phillips, Jason (LB)	TCU, 2009-11	93	Sears, Corey (DL)	Mississippi State, 1996
81	Pierce, Aaron (TE)	Washington, 1999	82	Sharpe, Shannon (TE)	Savannah State, 2000-01
30	Pierce, Bernard (RB)	Temple, 2012-14	55	Sharper, Jamie (LB)	Virginia, 1997-2001
88	Pitta, Dennis (TE)	BYU, 2010-14	68	Shiple, A.Q. (G/C)	Penn State, 2013
24	Pittman, David (CB)	Northwestern St., 2006-07	87	Singleton, Nate (WR)	Grambling State, 1997
98	Pleasant, Anthony (DE)	Tennessee St., 1996	98	Siragusa, Tony (DT)	Pittsburgh, 1997-2001
43	Poindexter, Anthony (S)	Virginia, 1999-2000	94	Simon, John (OLB)	Ohio State, 2013
31	Pollard, Bernard (S)	Purdue, 2011-12	69	Slaughter, Chad (T)	Alcorn State, 2008
50	Polley, Tommy (LB)	Florida State, 2005	53	Slaughter, T.J. (LB)	So. Mississippi, 2003-04
24	Porter, Alvin (DB)	Oklahoma St., 2001-02	51	Smith, Daryl (LB)	Georgia Tech, 2013-14
42	Potts, Roosevelt (FB)	NE Louisiana, 1998	96	Smith, Fernando (DE)	Jackson State, 1999
76	Powell, Carl (DE)	Louisville, 2000	22	Smith, Jimmy (CB)	Colorado, 2011-14
59	Powell, Craig (LB)	Ohio State, 1996	73	Smith, Lawrence (T)	Tennessee St., 2002
27	Prude, Ronnie (CB)	Louisiana State, 2006-07	82	Smith, L.J. (TE)	Rutgers, 2009
90	Pryce, Trevor (DE)	Clemson, 2006-10	11	Smith, Marcus (WR)	New Mexico, 2008-10
80	Purnell, Lovett (TE)	West Virginia, 1999	51	Smith, Mike (LB)	Texas Tech, 2005-07
61	Rabach, Casey (C/G)	Wisconsin, 2001-04	32	Smith, Musa (RB)	Georgia, 2003-07
67	Rackley, Will (G)	Lehigh, 2014	82	Smith, Torrey (WR)	Maryland, 2011-14
34	Rainey, Bobby (RB)	Western Kentucky, 2012	88	Smith, Trent (TE)	Oklahoma, 2003-04
93	Redding, Cory (DE)	Texas, 2010-11	10	Smith, Troy (QB)	Ohio State, 2007-09
7	Redman, Chris (QB)	Louisville, 2000-03	89	Smith Sr., Steve (WR)	Utah, 2014
33	Redmon, Tellis (RB)	Minnesota, 2002	43	Solwold, Mike (LS)	Wisconsin, 2003-04
16	Reed, David (WR/RS)	Utah, 2010-12	96	Spears, Marcus (DE)	Louisiana State, 2013
20	Reed, Ed (S)	Miami (FL), 2002-12	18	Stallworth, Donte' (WR)	Tennessee, 2010
76	Reid, Jah (G/T)	Central Florida, 2011-14	14	St. Pierre, Brian (QB)	Boston College, 2005
77	Reitz, Joe (T)	Western Michigan, 2008	11	Stark, Jon (QB)	Trinity International, 1996
86	Reuland, Konrad (TE)	Stanford, 2014	22	Starks, Duane (CB)	Miami, 1998-2001
32	Rhett, Errict (RB)	Florida, 1998-99	41	Staten, Ralph (S)	Alabama, 1997-98

RAVENS ALL-TIME ROSTER

24	Stewart, Darian (S)	South Carolina, 2014	85	Ward, Dedric (WR/RS)	Northern Iowa, 2003
10	Stewart, Kordell (QB)	Colorado, 2004-05	31	Washington, Fabian (CB)	Nebraska, 2008-10
56	Stills, Gary (LB)	West Virginia, 2006-07	93	Washington, Keith (DE)	UNLV, 1997-2000
80	Stokley, Brandon (WR)	SW Louisiana, 1999-2002, 2013	15	Washington, Kelley (WR)	Tennessee, 2009
39	Stone, Daren (S)	Maine, 2008	98	Weaver, Anthony (DE)	Notre Dame, 2002-05
3	Stover, Matt (PK)	Louisiana Tech, 1996-2008	21	Webb, Lardarius (CB)	Nicholls State, 2009-14
11	Streeter, Tommy (WR)	Miami (FL), 2012	79	Webster, Larry (DL)	Maryland, 1996-2001
55	Suggs, Terrell (OLB)	Arizona State, 2003-14	12	Wheelwright, Ernie (WR)	Minnesota, 2008
84	Supernaw, Phillip (TE)	Ouachita Baptist, 2014	30	White, Jamel (RB)	South Dakota, 2004-05
54	Sutter, Ed (LB)	Northwestern, 1996	83	Wilcox, Daniel (TE)	Appalachian State, 2004-08
70	Swayne, Harry (T)	Rutgers, 1999-2000	54	Wilkinson, Calvin (LB)	Temple, 2000
88	Sypniewski, Quinn (TE)	Colorado, 2006-09	63	Williams, Bobbie (G)	Arkansas, 2012
63	Szalay, Thatcher (C)	Montana, 2005	98	Williams, Brandon (DT)	Missouri Southern St., 2013-14
98	Talavou, Kelly (DT)	Utah, 2008-10	80	Williams, Calvin (WR)	Purdue, 1996
34	Taliaferro, Lorenzo (RB)	Coastal Carolina, 2014	29	Williams, Cary (CB)	Washburn, 2009-12
22	Tate, Robert (CB)	Cincinnati, 2002	49	Williams, Chad (S)	Southern Mississippi, 2002-05
29	Taylor, Chester (RB)	Toledo, 2002-05	47	Williams, Chavis (OLB)	Alabama, 2011
92	Taylor, Leland (DL)	Louisville, 1997	87	Williams, Demetrius (WR)	Oregon, 2006-09
54	Taylor, Shannon (LB)	Virginia, 2001-02	76	Williams, Erik (OL)	Central State (OH), 2001
89	Taylor, Travis (WR)	Florida, 2000-04	57	Williams, Jerroll (LB)	Purdue, 1996
2	Taylor, Tyrod (QB)	Virginia Tech, 2011-14	36	Williams, John (CB)	Southern, 1997-98
78	Terry, Adam (T)	Syracuse, 2005-09	15	Williams, LaQuan (WR)	Maryland, 2011-12
12	Testaverde, Vinny (QB)	Miami (FL), 1996-97	23	Williams, Moe (RB)	Kentucky, 2001
96	Thomas, Adalius (DE/LB)	So. Mississippi, 2000-06	34	Williams, Ricky (RB)	Texas, 2011
72	Thomas, Benard (DE)	Nebraska, 2005	72	Williams, Sammy (OL)	Oklahoma, 1998-2001
65	Thomas, Jason (G)	Hampton, 2001-03	63	Williams, Wally (OL)	Florida A&M, 1996-98
37	Thompson, Bennie (DB)	Grambling, 1996-99	17	Willis, Matt (WR)	UCLA, 2007
33	Thompson, Christian (S)	South Carolina St., 2012-13	37	Wilson, Josh (CB)	Maryland, 2010
83	Thompson, Deonte (WR/RS)	Florida, 2012-14	87	Wilson, Kris (TE)	Pittsburgh, 2011
16	Thompson, Germany (WR)	New Mexico, 2000	28	Winborne, Jamaine (DB)	Virginia, 2005-07
43	Toussaint, Fitzgerald (RB)	Michigan, 2014	59	Woodfin, Zac (LB)	Ala.-Birmingham, 2005
38	Trapp, James (DB)	Clemson, 1999-2002	26	Woodson, Rod (CB/S)	Purdue, 1998-2001
28	Trawick, Brynden (S)	Troy, 2013-14	2	Wright, Anthony (QB)	South Carolina, 2002-05
9	Tucker, Justin (K)	Texas, 2012-14	85	Wynn, Milton (WR)	Washington State, 2002
29	Turner, Eric (DB)	UCLA, 1996	73	Yanda, Marshal (G/T)	Iowa, 2007-14
87	Turner, Floyd (WR)	Northwestern St. (LA), 1996-98	80	Yarborough, Ryan (WR)	Wyoming, 1997-98
17	Tyree, David (WR)	Syracuse, 2009	15	Zastudil, Dave (P)	Ohio, 2002-05
93	Tyson, DeAngelo (DE)	Georgia, 2012-14	28	Zbikowski, Tom (S)	Notre Dame, 2008-11
91	Upshaw, Courtney (OLB)	Alabama, 2012-14	10	Zeier, Eric (QB)	Georgia, 1996-98
96	Urban, Brent (DE)	Virginia, 2014	70	Zielinski, Matt (DT)	Duke, 2004
64	Urschel, John (G/C)	Penn State, 2014	63	Zitelli, Emmett (C)	Purdue, 1999
77	Vickers, Kipp (OL)	Miami, 2000-01	53	Zuttah, Jeremy (C)	Rutgers, 2014
80	Vickers, Lee (TE)	North Alabama, 2007			
68	Vincent, Keydrick (G)	Mississippi, 2005-06			
44	Vinson, Tony (RB)	Towson, 1997-99			
33	Waddell, Reggie (DB)	W. Illinois, 2001			
71	Wagner, Rick (T)	Wisconsin, 2013-14			
88	Wainwright, Frank (TE)	N. Colorado, 1999-2000			
79	Walker, Casey (DT)	Oklahoma, 2014			
41	Walker, Frank (CB)	Tuskegee, 2008-09			
38	Walls, Raymond (CB)	Southern Mississippi, 2003-04			
46	Ward, B.J. (S)	Florida State, 2005			
95	Ward, Chris (DL)	Kentucky, 1997			

The all-time alphabetical roster lists the last-known jersey number worn by a player. The roster includes every year a player was on the team, whether active, IR or PUP list. Additionally, if a player was on the Ravens' 53-man roster at any time, he appears. (However, the roster does not include players who solely spent time on the practice squad or in training camp.)

The all-time numerical roster on the following pages lists all of the jersey numbers worn by a Raven. An example would be NT Kelly Gregg, who wore both 73 and 97 jerseys.

ALL-TIME ROSTER BY JERSEY NO.

1	Cunningham, Randall QB	14	Anderson, Derek QB		Williams, Moe RB
2	Bouman, Todd QB		Brown, Marlon WR		Winborne, Jamaine DB
	Taylor, Tyrod QB		Harper, Justin WR	24	Brady, Donny DB
	Wright, Anthony QB		Richardson, Wally QB		Carter, Dale CB
3	Stover, Matt K		St. Pierre, Brian QB		Foxworth, Domonique CB
4	Harbaugh, Jim QB		Stokley, Brandon WR		Graham, Corey CB
	Koch, Sam P	15	Armour, Justin WR		Phillips, Anwar CB
5	Flacco, Joe QB		Campanaro, Michael WR		Pittman, David CB
	Lloyd, Rhys K		Copper, Terrance WR		Porter, Alvin DB
	Richardson, Kyle P		Horsey, Albert WR		Stewart, Darian S
6	Hauschka, Steve K		Washington, Kelley WR	25	Carr, Chris CB/RS
	Jenkins, J.R. K		Williams, LaQuan WR		Cook, Emanuel S
	Nedney, Joe K		Zastudil, Dave P		Jackson, Asa CB/RS
	Otis, Scott QB	16	Britton, Eddie WR		Jenkins, De’Ron DB
7	Boller, Kyle QB		Figurs, Yamon WR/RS		Love, Clarence DB
	Cundiff, Billy K		Moore, Clarence WR		Oglesby, Evan CB
	Redman, Chris QB		Reed, David WR/RS		Zbikowski, Tom S
8	Boller, Kyle QB		Thompson, Germany WR	26	Cook, Emanuel S
	Dilfer, Trent QB		Wynn, Milton WR		Elam, Matt S
	Elling, Aaron K	17	Butler, Jeremy WR		Fuller, Corey CB/S
	Finnerty, Cullen QB		Doss, Tandon WR		Holmes, Priest RB
9	McNair, Steve QB		Maxwell, Marcus WR		Landry, Dawan S
	Montgomery, Greg P		Tyree, David WR		Woodson, Rod CB/S
	Richey, Wade K		Willis, Matt WR	27	Jackson, Asa CB/RS
	Tucker, Justin K	18	Brown, Curtis WR		Moore, Stevon S
10	Bulger, Marc QB		Grbac, Elvis QB		Mouton, Cash CB
	Case, Stoney QB		Stallworth, Donte’ WR		Prude, Ronnie CB
	Smith, Troy QB	19	Mitchell, Scott QB		Rice, Ray RB
	Stewart, Kordell QB	20	Herring, Kim S		Sapp, Gerome S
	Zeier, Eric QB		Reed, Ed S	28	Baxter, Gary DB
11	Aiken, Kamar WR	21	Byner, Earnest RB		Berry, Damien RB
	Blake, Jeff QB		McAlister, Chris CB		McAlister, Chris CB
	Darling, Devard WR		Metcalf, Eric RB		Trawick, Brynden S
	Johnson, Patrick WR		Webb, Lardarius CB		Winborne, Jamaine DB
	Nash, Marcus WR		Williams, John CB		Zbikowski, Tom S
	Smith, Marcus WR	22	Brew, Dorian DB	29	Allen, Terry RB
	Smith, Troy QB		Carter, Dale DB		Evans, Charles FB
	Stark, Jon QB		Hamlin, Ken S		Forsett, Justin RB
	Stokley, Brandon WR		Knight, Tom CB		Huff, Michael S
12	Abney, Derek WR/RS		Rolle, Samari CB		Lyons, Lamar DB
	Banks, Tony QB		Smith, Jimmy CB		Martin, Derrick CB
	Beck, John QB		Starks, Duane CB		Taylor, Chester RB
	Graham, Shayne K		Tate, Robert CB		Turner, Eric DB
	Jones, Jacoby WR/RS	23	Baldwin, Randy RB		Williams, Cary CB
	Kight, Danny K		Brown, Chykie CB	30	Ayanbadejo, Obafemi FB
	St. Pierre, Brian QB		Cason, Antoine CB		Daniel, Eugene CB
	Testaverde, Vinny QB		Cotton, Kenyon FB		Daniels, P.J. RB
	Wheelwright, Ernie WR		Hunter, Dameon RB		Miller, Prince CB
13	Davis, Billy WR		Hunter, Earnest RB		Paschal, Marcus S
	Mellette, Aaron WR		McGahee, Willis RB		Pierce, Bernard RB

ALL-TIME ROSTER BY JERSEY NO.

	Robertson, Rob FB	Lake, Carnell S	Wilcox, Daniel TE
	White, Jamel RB	McCann, Bryan CB/RS	45 Brightful, Lamont RS
31	Brooks, Terrence S	McClain, Le’Ron FB	Harris, Corey S
	Brown, Omar S	Sanders, Deion CB	46 Cox, Morgan LS
	Jones, Rondell S	Thompson, Bennie DB	Ward, B.J. S
	Lewis, Jamal RB	Waddell, Reggie DB	47 Brown, Ricky LB
	Pollard, Bernard S	Wilson, Josh CB	Demps, Will S
	Washington, Fabian CB	38 Ali, Charles FB	Hunter, Javin WR/CB
32	Gash, Sam FB	Anderson, Mike RB	Jones, John TE
	Ihedigbo, James S	Brown, Omar S	Kuhn, Scott TE
	Lawrence, Matt RB	Butler, Robb DB	McDermott, Kevin LS
	Rhett, Errict RB	Draughn, Shaun RB	Williams, Chavis OLB
	Smith, Musa RB	Franks, Dominique CB	48 Collins, Ryan TE
33	Green, Justin FB	Langham, Antonio DB	Edison, Pedro TE
	Hill III, Will S	McKie, Jason FB	Gooden, Tavares LB
	Hoard, Leroy RB	Melvin, Rashaan CB	Hartley, Frank TE
	Holmes, Priest RB	Parmeale, Jalen RB	Johnson, Tim LB
	Hughley, Delvin CB	Ross, Aaron CB	Jones, Edgar LB/TE
	McClain, Le’Ron FB	Trapp, James DB	McClain, Jameel LB
	Morris, Byron “Bam” RB	Walls, Raymond CB	Purnell, Lovett TE
	Morrow, Harold FB	39 Jacobs, Tramain CB	Scales, Patrick LS
	Thompson, Christian S	Johnson, Chris CB	Williams, Chad S
	Waddell, Reggie DB	Luchey, Nick FB	49 Bryant, D.J. OLB
34	Graham, Jay RB	Ricard, Alan FB	50 Barnes, Antwan LB
	Knight, Tom CB	Stone, Daren S	Goganious, Keith LB
	Mughelli, Ovie FB	40 Cotton, Kenyon FB	Jackson, Brad LB
	Parmeale, Jalen RB	Edison, Pedro TE	Johnson, Tim LB
	Rainey, Bobby RB	Gerard, K.J. S	Lopez, Nicholas LB
	Ross, Cory RB	Juszczyk, Kyle FB	McClellan, Albert LB
	Scott, Bernard RB	Ross, Cory RB	Polley, Tommy LB
	Taliaferro, Lorenzo RB	41 Levine, Anthony DB	51 Ayanbadejo, Brendon LB
	Williams, John CB	Staten, Ralph S	Brown, Cornell LB
	Williams, Ricky RB	Walker, Frank CB	Croel, Mike LB
35	Allen, Anthony RB	42 Brew, Dorian DB	Harris, Bernardo LB
	Bailey, Robert DB	Greenwood, Chris CB	Smith, Daryl LB
	Gardner, Carwell FB	Mitchell, Anthony DB	Smith, Mike LB
	Ivy, Corey CB	Neal, Lorenzo FB	52 Lewis, Ray LB
	Love, Clarence DB	Norton, Zach CB	53 Cody, Dan LB/DE
	Waddell, Reggie DB	Potts, Roosevelt FB	Daniels, Dexter LB
36	Booth, Isaac DB	Sapp, Gerome S	McClain, Jameel LB
	Dowden, Corey DB	43 Adams, Vashone S	Peters, Tyrell LB
	Gorrer, Danny CB	Nakamura, Haruki S	Slaughter, T.J. LB
	Leonhard, Jim S	Poindexter, Anthony S	Zuttah, Jeremy C
	McCann, Bryan CB	Solwold, Mike LS	54 Burgess, Prescott LB
	Miles, Jeromy S	Toussaint, Fitzgerald RB	Green, Roderick LB
	Sams, B.J. DB/RS	44 Brookins, Jason RB	Hamilton, Adrian OLB
	Williams, John CB	Gaston, Willie CB	James, Robert LB
37	Considine, Sean S	Juszczyk, Kyle FB	Johnson, Tim LB
	Fitzhugh, Keith S	Leach, Vonta FB	McCloud, Tyrus LB
	Gorrer, Danny CB	Vinson, Tony RB	Orr, Zachary LB



ALL-TIME ROSTER BY JERSEY NO.

	Sutter, Ed LB		Goeas, Leo OL		Gaither, Jared T
	Taylor, Shannon LB		Hale, David G/T		Wagner, Rick T
	Wilkinson, Calvin LB	63	Cody, Terrence DT	72	Cook, Damion T
55	Clark, Sedric LB		Collins, Mike G		Dafney, Bernard OL
	Johnson, J.R. LB		Ndukwe, Ikechuku G		Ellison, Atiyah DT
	Sharper, Jamie LB		Szalay, Thatcher C		Mattison, Bryan DL/OL
	Suggs, Terrell OLB		Williams, Bobbie G		Osemele, Kelechi G/T
56	Bynes, Josh LB		Williams, Wally OL		Parker, J'vonne DT
	Caldwell, Mike LB		Zitelli, Emmett C		Searcy, Leon T
	Davis, Anthony LB	64	Cousins, Oniel G/T		Thomas, Benard DE
	Gooden, Tavares LB		Isaia, Sale G		Williams, Sammy OL
	Haley, Dennis LB		Mulitalo, Edwin G	73	Goad, Tim DT
	Hartwell, Edgerton LB		Urschel, John G/C		Gregg, Kelly DT
	Jones, Edgar OLB	65	Cavil, Ben OL		Yanda, Marshal G/T
	Means, Steven DE		Caylor, Drew OL	74	Atkins, James OL
	Nelson, Jim LB		Chester, Chris C/G		Bobo, Orlando OL
	Olsavsky, Jerry LB		Gurode, Andre G/C		Hurst, James T
	Stills, Gary LB		Thomas, Jason G		Kracalik, Mike T
57	Brigance, O.J. LB	66	Anderson, Bennie OL		Oher, Michael T
	Kopp, Jeff LB		Bolling, Nate DT		Webster, Larry DT
	Mosley, C.J. LB		Gradkowski, Gino C		Williams, Larry DT
	Scott, Bart LB		Grubbs, Ben G	75	Ogden, Jonathan T
	Williams, Jerroll LB		Hellestrae, Dale LS	76	Bernstein, Alex OL
58	Boulware, Peter OLB		Hudson, John LS		Gordon, Amon DT
	Dumervil, Elvis OLB		Jensen, Ryan G/C		Hale, David G/T
	Haley, Dennis LB		Jones, Tony T		Johnson, Jarret OLB
	McAdoo, Michael OLB	67	Boren, Justin G/C		Powell, Carl DE
	McCune, Robert LB		Guy, Lawrence DE		Reid, Jah G/T
	Phillips, Jason LB		Hernandez, Adam OL		Robinson, Kareem DE
59	Brown, Arthur LB		Lewis-Moore, Kapron DE		Williams, Erik OL
	Ellerbe, Dannell LB		Neujahr, Quentin C	77	Birk, Matt C
	Greisen, Nick LB		Rackley, Will G		Brooks, Ethan T
	Maese, Joe LS		Sanders, Daniel G/C		Brown, Orlando T
	Payne, Rod C	68	Bilukidi, Christo DT		Jensen, Ryan OL
	Powell, Craig LB		McKinney, Brandon DT		Reitz, Joe T
	Woodfin, Zac LB		Shipley, A.Q. G/C		Vickers, Kipp OL
60	Brown, Jason G/C		Vincent, Keydrick G	78	Brown, Orlando T
	DeVries, Jed OL	69	Blackshear, Jeff G		Fitzpatrick, Larry DT
	Kooistra, Scott OL		Franklin, Aubrayo DT		Footman, Dan DL
	Mitchell, Jeff C		Rimpf, Brian G		McKinnie, Bryant T
	Monroe, Eugene T		Rodgers, Stefan T		Terry, Adam T
61	Elmore, John OL		Slaughter, Chad T		Williams, Sammy OL
	Everitt, Steve C	70	Arvie, Herman OL	79	Anderson, Willie T
	Gibson, Gary DT		Harewood, Ramon G/T		LeVoir, Mark G/T
	Jones, Arthur DT		Houser, Kevin LS		Moll, Tony G/T
	Lindsay, Everett OL		Katula, Matt LS		Pashos, Tony T
	Rabach, Casey C/G		Nugent, Dave DT		Walker, Casey DT
	Robinson, Kareem DE		Swayne, Harry T		Webster, Larry DL
62	Cody, Terrence DT		Zielinski, Matt DT	80	Bannister, Alex WR
	Flynn, Mike C	71	Folau, Spencer T		Bishop, Harold TE

ALL-TIME ROSTER BY JERSEY NO.

	Curtis, Tony TE		Wynn, Milton WR		Parker, Riddick DE
	Dickson, Ed TE		Yarborough, Ryan WR		Upshaw, Courtney OLB
	Drew, Davon TE	85	Burrough, Jonathan TE	92	Chase, Martin DT
	Gillmore, Crockett TE		DeLong, Greg HB		Lyle, Rick DL
	Hymes, Randy WR		Ethridge, Ray WR		Ngata, Haloti DT
	Purnell, Lovett TE		Green, Eric TE		Taylor, Leland DL
	Sanders, Frank WR		Johnson, Kevin WR	93	Edwards, Dwan DE
	Savoy, Phil WR		Johnson, Patrick WR		Redding, Cory DE
	Stokley, Brandon WR		Jones, John TE		Sears, Corey DL
	Vickers, Lee TE		Mason, Derrick WR		Tyson, DeAngelo DE
	Williams, Calvin WR	86	Bajema, Billy TE		Washington, Keith DE
	Yarborough, Ryan WR		Davis, Billy WR	94	Bannan, Justin DT
81	Boldin, Anquan WR		DeLong, Greg HB		Douglas, Marques DL
	Coates, Ben TE		Ethridge, Ray WR		Frederick, Mike DL
	Daniels, Owen TE		Green, Eric TE		Kindle, Sergio OLB
	Darling, Devard WR		Heap, Todd TE		Simon, John OLB
	Hambrick, Kenyon WR		Reuland, Konrad TE		Zielinski, Matt DT
	Hymes, Randy WR	87	Clark, Dallas TE	95	Adams, Sam DT
	Jackson, Michael WR		Dinkins, Darnell TE		Frase, Paul DE
	Moore, Clarence WR		Ismail, Qadry WR		Green, Howard DT
	Pierce, Aaron TE		Ogden, Jeff WR		Hall, Bryan DT
	Smith, Marcus WR		Robinson, Marcus WR		Hamilton, Adrian OLB
82	Alexander, Derrick WR		Singleton, Nate WR		Johnson, Jarret OLB
	Harper, Justin WR		Turner, Floyd WR		Lewis-Moore, Kapron DE
	Jones, Terry TE		Williams, Demetrius WR		Nugent, Dave DE
	LeBel, Harper TE		Wilson, Kris TE		Salave'a, Joe DT
	Nordin, Jake TE	88	Armour, Justin WR		Ward, Chris DL
	Sanders, Frank WR		Jones, John TE	96	Divens, Lamar DT
	Sharpe, Shannon TE		Kinchen, Brian TE		Kemoeatu, Ma'ake NT
	Smith, L.J. TE		Pitta, Dennis TE		Smith, Fernando DE
	Smith, Torrey WR		Smith, Trent TE		Spears, Marcus DE
	Wainwright, Frank TE		Sypniewski, Quinn TE		Thomas, Adalius DE/LB
83	Dickson, Ed TE		Turner, Floyd WR		Urban, Brent DE
	Drew, Davon TE		Wainwright, Frank TE	97	Frase, Paul DE
	Evans, Lee WR	89	Bishop, Harold TE		Gregg, Kelly DT
	Johnson, Patrick WR		Clayton, Mark WR		Jernigan, Timmy DT
	Johnson, Ron WR		Ofodile, A.J. TE		Jones, Arthur DE
	Roe, James WR		Smith Sr., Steve WR		Jones, James DL
	Thompson, Deonte WR/RS		Taylor, Travis WR		Missouri, Dwayne DE
	Wilcox, Daniel TE		Williams, Calvin WR	98	McBean, Ryan DT
84	Dickson, Ed TE	90	Brown, Cornell LB		Pleasant, Anthony DE
	Houshmandzadeh, T.J. WR		Burnett, Rob DE		Siragusa, Tony DT
	Hunter, Javin WR/CB		McPhee, Pernell DE		Talavou, Kelly DT
	Jones, Edgar LB/TE		Pryce, Trevor DE		Weaver, Anthony DE
	Lewis, Jermaine WR/KR	91	Dalton, Lional DT		Williams, Brandon DT
	Moore, Clarence WR		Douglas, Marques DT	99	Canty, Chris DE
	Purnell, Lovett TE		Fortune, Elliott DL		Kruger, Paul OLB/DE
	Savoy, Phil WR		Franklin, Aubrayo DT		McCrary, Michael DE
	Supernaw, Phillip TE		Jones, Edgar TE/LB		
	Williams, Calvin WR		McKinney, Brandon DT		

ALL-TIME DRAFT CHOICES

1996

Rd.	Pk.	Pos.	Player	College
1a	4	G/T	Jonathan Ogden	UCLA
1b	26	LB	Ray Lewis	Miami
2b	55	CB	DeRon Jenkins	Tennessee
5b	153	WR	Jermaine Lewis	Maryland
6a	172	LB	Dexter Daniels	Florida
6b	186	WR	James Roe	Norfolk State
7b	238	QB	Jon Stark	Trinity Intl.

Obtained second 1st-round choice (26) from SF along with 49ers 1995 1st-, 3rd- and 4th- (from KC) round picks for Cle. 1995 1st-round pick (obtained from Atl. for RB Eric Metcalf and Cle. original 1995 1st-round pick). First 2nd-round choice (35) was traded to TB for TE Harold Bishop. Obtained second 2nd-round choice (55) from Den. for 1996 3rd-, 4th- and 7th-round picks. First 5th-round choice (136) was traded to NO for DB Reginald Jones. Obtained second 5th-round pick (153) from Atl. for G Gene Williams. Third 5th-round choice (157) obtained from Phi. to Dal. for 1997 4th-round pick. Obtained second 6th-round choice (186) from Jax. (supplemental) along with Jaguars 1995 5th-round pick for Cle. 1995 4th-round pick. Obtained second 7th-round choice (238) from Phi. for DL Ronnie Dixon.

1997

Rd.	Pk.	Pos.	Player	College
1	4	LB	Peter Boulware	Florida State
2a	34	LB	Jamie Sharper	Virginia
2b	58	S	Kim Herring	Penn State
3	64	RB	Jay Graham	Tennessee
4b	118	LB	Tyrus McCloud	Louisville
5	134	C	Jeff Mitchell	Florida
6a	167	FB	Steve Lee	Indiana
6b	194	LB	Cornell Brown*	Virginia Tech
7a	205	DE	Chris Ward	Kentucky
7b	234	QB	Wally Richardson*	Penn State
7c	236	S	Ralph Staten*	Alabama
7d	238	DT	Leland Taylor*	Louisville

Obtained second 2nd-round choice (58) from Den. for T Tony Jones. First 4th-round choice (100) was traded to Atl. through Sea. for G Jeff Blackshear. Obtained second 4th-round pick from Dal. for 1996 5th-round pick (obtained from Phi.).

1998

Rd.	Pk.	Pos.	Player	College
1	10	CB	Duane Starks	Miami
2	42	WR	Patrick Johnson	Oregon
5a	124	DT	Martin Chase	Oklahoma
5b	133	S	Ryan Sutter	Colorado
6a	154	LB	Ron Rogers	Georgia Tech
6b	164	T	Sammy Williams	Oklahoma
7b	241	TE	Cam Quayle*	Weber State

Traded 3rd-round choice (71) along with 1998 4th-round pick (93) to Ind. for QB Jim Harbaugh and Colts 1998 4th-round pick. Traded first 4th-round choice (from Ind.) to Ind. for 1998 4th-, 5th- and 6th-

round picks. Traded second 4th-round pick (104) to TB for 1999 3rd-round pick. Traded first 7th-round choice (199) to Atl. through Pit. for OL Bernard Dafney.

1999

Rd.	Pk.	Pos.	Player	College
1	10	CB	Chris McAlister	Arizona
4a	105	WR	Brandon Stokley	SW Louisiana
4b	129	G	Edwin Mulitalo*	Arizona
7	216	S	Anthony Poindexter	Virginia

Traded 2nd-round choice (42) to Atl. for Atl. 2000 1st-round pick. Traded 3rd-round pick (72) to Det. along with conditional 2000 5th-round pick for QB Scott Mitchell. Traded 5th-round choice (145) to STL along with 2000 7th-round pick for QB Tony Banks. Traded first 6th-round choice (180) to NE for TE Lovett Purnell. Traded second 6th-round choice (185, from Ind.) to Min. for OL Everett Lindsay.

2000

Rd.	Pk.	Pos.	Player	College
1a	5	RB	Jamal Lewis	Tennessee
1b	10	WR	Travis Taylor	Florida
3	75	QB	Chris Redman	Louisville
5	148	OL	Richard Mercier	Miami
6a	186	DE	Adalius Thomas	So. Mississippi
6b	191	DT	Cedric Woodard	Texas

Acquired first 1st-round pick (5) from Atl. for a 1999 2nd-round choice.

2001

Rd.	Pk.	Pos.	Player	College
1	31	TE	Todd Heap	Arizona State
2	62	DB	Gary Baxter	Baylor
3	92	C/G	Casey Rabach	Wisconsin
4	126	LB	Edgerton Hartwell	W. Illinois
5	161	RB	Chris Barnes	New Mexico St.
6	194	LS	Joe Maese	New Mexico
7	231	DE	Dwayne Missouri	Northwestern

2002

Rd.	Pk.	Pos.	Player	College
1	24	S	Ed Reed	Miami
2	52	DE	Anthony Weaver	Notre Dame
4a	112	P	Dave Zastudil	Ohio
4b	123	WR	Ron Johnson	Minnesota
5	155	TE	Terry Jones	Alabama
6a	195	DB	Lamont Brightful	E. Washington
6b	206	WR	Javin Hunter*	Notre Dame
6c	207	RB	Chester Taylor*	Toledo
6d	209	S	Chad Williams*	So. Mississippi
7	236	QB	Wes Pate	Stephen F. Austin

Traded 3rd-round choice (96) to Den. for 4th- (112) and 5th-round (155) picks (Ravens had traded their 5th [159] to Washington to draft Weaver).

* Compensatory Pick

ALL-TIME DRAFT CHOICES

2003

Rd.	Pk.	Pos.	Player	College
1a	10	LB	Terrell Suggs	Arizona State
1b	19	QB	Kyle Boller	California
3	77	RB	Musa Smith	Georgia
4a	109	LB	Jarret Johnson	Alabama
4b	134	FB	Ovie Mughelli*	Wake Forest
5a	146	DT	Aubrayo Franklin	Tennessee
5b	173	T	Tony Pashos*	Illinois
6	182	S	Gerome Sapp	Notre Dame
7a	223	TE	Trent Smith	Oklahoma
7b	250	C	Mike Mabry*	Central Florida
7c	258	S	Antwoine Sanders*	Utah

Traded 2nd-round choice (41) to NE with 2004 1st-round pick for NE's 1st-round pick (19/Boller).

2004

Rd.	Pk.	Pos.	Player	College
2	51	DT	Dwan Edwards	Oregon State
3	82	WR	Devard Darling	Washington St.
5	153	OLB	Roderick Green	Gen. Missouri St.
6a	187	QB	Josh Harris	Bowling Green
6b	199	WR	Clarence Moore*	N. Arizona
7a	244	WR	Derek Abney*	Kentucky
7b	246	G	Brian Rimpf*	East Carolina

Traded 1st-round pick to NE for Pats' 2003 1st-round selection (19) to draft QB Kyle Boller. Traded 4th-round pick (120) to Jax. for WR Kevin Johnson.

2005

Rd.	Pk.	Pos.	Player	College
1	22	WR	Mark Clayton	Oklahoma
2a	53	OLB	Dan Cody	Oklahoma
2b	64	T	Adam Terry	Syracuse
4	124	G/C	Jason Brown	North Carolina
5	158	FB	Justin Green	Montana
6	213	QB	Derek Anderson*	Oregon State
7	234	LB	Mike Smith	Texas Tech

Obtained second 2nd-round choice (64) from NE in exchange for Ravens 3rd- (84) and 6th-round (195) picks in 2005 and a 3rd-round selection in 2006.

2006

Rd.	Pk.	Pos.	Player	College
1	12	DT	Haloti Ngata	Oregon
2	56	C/G	Chris Chester	Oklahoma
3	87	CB	David Pittman	NW State
4a	111	WR	Demetrius Williams	Oregon
4b	132	RB	P.J. Daniels*	Georgia Tech
5a	146	S	Dawan Landry	Georgia Tech
5b	166	TE	Quinn Sypniewski*	Colorado
6a	203	P	Sam Koch*	Nebraska
6b	208	CB	Derrick Martin*	Wyoming
7	219	LB/DE	Ryan LaCasse	Syracuse

* Compensatory Pick

Obtained 1st-round choice (12) from Cle. for Baltimore's 1st-round (13) and 6th-round (181) picks. Obtained 2nd-round (56) and 3rd-round (87) choices from the N.Y. Giants for the Ravens' 2nd-round pick (44).

2007

Rd.	Pk.	Pos.	Player	College
1	29	G	Ben Grubbs	Auburn
3a	74	WR	Yamon Figurs	Kansas State
3b	86	G/T	Marshal Yanda	Iowa
4a	134	OLB	Antwan Barnes*	Florida Intl.
4b	137	FB	Le'Ron McClain*	Alabama
5	174	QB	Troy Smith*	Ohio State
6	207	ILB	Prescott Burgess*	Michigan

Obtained first 3rd-round pick (74) and a 4th-round choice (101) from Det. for the Ravens' 2nd-round (61) pick. Acquired second 3rd-round choice (86) from Jax. for 4th-round (101), 5th-round (166) and 6th-round (203) picks.

2008

Rd.	Pk.	Pos.	Player	College
1	18	QB	Joe Flacco	Delaware
2	55	RB	Ray Rice	Rutgers
3a	71	ILB	Tavares Gooden	Miami
3b	86	S	Tom Zbikowski	Notre Dame
3c	99	T	Oniel Cousins*	UTEP
4a	106	WR	Marcus Smith	New Mexico
4b	133	G/T	David Hale*	Weber State
6	206	S	Haruki Nakamura*	Cincinnati
7a	215	WR	Justin Harper	Virginia Tech
7b	240	RB	Allen Patrick*	Oklahoma

Obtained 1st-round (18) choice from Houston for the Ravens' 1st-round (26) and 3rd-round (89) picks that Baltimore received from Jacksonville, plus the Ravens' 6th-round (173) choice. Baltimore began the day with the 8th-overall pick and traded it to Jacksonville for the Jaguars' 1st-round (26), both 3rd-round (71 and 89) and 4th-round (125) selections. Obtained 2nd-round (55) choice from Seattle for the Ravens' 2nd-round (38) pick. Acquired second 3rd-round (86) choice, along with 2nd-round pick (Rice, 55) from Seattle for the Ravens' 2nd-round (38) pick. Traded 4th-round (125) choice to Oakland for CB Fabian Washington.

Note: In 2007, the Ravens used a 5th-round pick in the July Supplemental Draft to tab T Jared Gaither.

2009

Rd.	Pk.	Pos.	Player	College
1	23	T	Michael Oher	Mississippi
2	57	LB/DE	Paul Kruger	Utah
3	88	DB	Lardarius Webb	Nicholls State
5a	137	LB	Jason Phillips	TCU
5b	149	TE	Davon Drew	East Carolina
6	185	RB	Cedric Peerman	Virginia

Obtained 1st-round choice (23) from NE for the Ravens' 1st-round (26) and 5th-round (162) picks. Acquired two 5th-round

ALL-TIME DRAFT CHOICES

choices (137 and 141) from NE for the Ravens' 4th-round (123) pick. Obtained 5th-round (149) and 6th-round (185) choices from Denver for the 5th-round (141) pick.

2010				
Rd.	Pk.	Pos.	Player	College
2a	43	LB	Sergio Kindle	Texas
2b	57	DT	Terrence Cody	Alabama
3	70	TE	Ed Dickson	Oregon
4	114	TE	Dennis Pitta	BYU
5a	156	WR	David Reed	Utah
5b	157	DT	Arthur Jones	Syracuse
6	194	T	Ramon Harewood	Morehouse

Acquired first 2nd-round (43), 3rd-round (70) and 4th-round (114) choices from Den. for the Ravens' 1st-round (25) pick. Traded original 3rd-round (88) and 4th-round (123) choices to Ari. for WR Anquan Boldin and a 5th-round pick (157).

2011				
Rd.	Pk.	Pos.	Player	College
1	27	CB	Jimmy Smith	Colorado
2	58	WR	Torrey Smith	Maryland
3	85	T	Jah Reid	Central Florida
4	123	WR	Tandon Doss	Indiana
5a	164	CB	Chykie Brown*	Texas
5b	165	DE	Pernell McPhee*	Mississippi St.
6	180	QB	Tyrod Taylor	Virginia Tech
7	225	RB	Anthony Allen	Georgia Tech

Traded 3rd-round pick (90) and a 6th-round pick (191) to Phi. in exchange for Eagles' 85th selection to acquire Reid.

2012				
Rd.	Pk.	Pos.	Player	College
2a	35	OLB	Courtney Upshaw	Alabama
2b	60	G/T	Kelechi Osemele	Iowa State
3	84	RB	Bernard Pierce	Temple
4a	98	G/C	Gino Gradkowski	Delaware
4b	130	S	Christian Thompson*	South Carolina St.
5	169	CB/RS	Asa Jackson*	Cal Poly
6	198	WR	Tommy Streeter	Miami
7	236	DE	DeAngelo Tyson	Georgia

Obtained 2nd-round pick (35) and 4th-round choice (98) in a trade with Min. in exchange for the Ravens' 1st-round (29) selection. Obtained the 84th-overall pick in a trade with Atl. for the Ravens' 3rd-round (91) and 5th-round (164) selections.

2013

Rd.	Pk.	Pos.	Player	College
1	32	S	Matt Elam	Florida
2	56	LB	Arthur Brown	Kansas State
3	94	DT	Brandon Williams	Missouri Southern St.
4a	129	OLB	John Simon	Ohio State
4b	130	FB	Kyle Juszczyk*	Harvard
5	168	G/T	Rick Wagner*	Wisconsin
6a	200	DE	Kapron Lewis-Moore	Notre Dame
6b	203	C	Ryan Jensen*	Colorado St.-Pueblo
7a	238	WR	Aaron Mellette	Elon
7b	247	CB	Marc Anthony*	California

Obtained 56th pick in a trade with Seattle for the Ravens' 2nd-round pick (62nd), 5th-round choice (165th) and 6th-round selection (199th).

2014

Rd.	Pk.	Pos.	Player	College
1	17	LB	C.J. Mosley	Alabama
2	48	DT	Timmy Jernigan	Florida State
3a	79	S	Terrence Brooks	Florida State
3b	99	TE	Crockett Gillmore*	Colorado State
4a	134	DE	Brent Urban*	Virginia
4b	138	RB	Lorenzo Taliaferro*	Coastal Carolina
5	175	G/C	John Urschel*	Penn State
6	194	QB	Keith Wenning	Ball State
7	218	WR/RS	Michael Campanaro	Wake Forest

Acquired 218th pick from the Browns in exchange for a 2015 draft choice.

2015

Rd.	Pk.	Pos.	Player	College
1	26	WR	Breshad Perriman	Central Florida
2	55	TE	Maxx Williams	Minnesota
3	90	DT	Carl Davis	Iowa
4a	122	OLB	Za'Darius Smith	Kentucky
4b	125	RB	Javorius "Buck" Allen	Southern Cal
4c	136	CB	Tray Walker*	Texas Southern
5a	171	TE	Nick Boyle*	Delaware
5b	176	G	Robert Myers*	Tennessee State
6	204	WR	Darren Waller	Georgia Tech

Acquired 55th choice from Arizona in exchange for the Ravens' 58th (second round) and 158th (fifth round) picks.

* Compensatory Pick

DRAFTED RAVENS BY COLLEGE

Alabama 7, Arizona 2, Arizona State 2, Auburn 1, Ball State 1, Baylor 1, Bowling Green 1, BYU 1, California 2, Cal Poly 1, Central Florida 3, Central Missouri State 1, Cincinnati 1, Coastal Carolina 1, Colorado 3, Colorado State 1, Colorado State - Pueblo 1, Delaware 3, East Carolina 2, Eastern Washington 1, Elon 1, Florida 4, Florida International 1, Florida State 3, Georgia 2, Georgia Tech 5, Harvard 1, Illinois 1, Indiana 2, Iowa 2, Iowa State 1, Kansas State 2, Kentucky 3, Louisville 3, Maryland 2, Miami (FL) 6, Michigan 1, Minnesota 2, Mississippi 1, Mississippi State 1, Missouri Southern St. 1, Montana 1, Morehouse 1, Nebraska 1, New Mexico 2, New Mexico State 1, Nicholls State 1, Norfolk State 1, North Carolina 1, Northern Arizona 1, Northwestern 1, Northwestern State 1, Notre Dame 4, Ohio State 2, Ohio University 1, Oklahoma 7, Oregon 4, Oregon State 2, Penn State 3, Rutgers 1, South Carolina State 1, Southern California 1, Southern Mississippi 2, SW Louisiana 1, Stephen F. Austin 1, Syracuse 3, TCU 1, Temple 1, Tennessee 3, Tennessee State 1, Texas 3, Texas Southern 1, Texas Tech 1, Toledo 1, Trinity International 1, UCLA 1, Utah 3, UTEP 1, Virginia 4, Virginia Tech 3, Wake Forest 2, Washington State 1, Weber State 2, Western Illinois 1, Wisconsin 2, Wyoming 1

RAVENS IN PRIMETIME

Total National Games 53
Overall Record 28-25
Sunday Record 13-11
Monday Record 10-9
Thursday Record 4-4
Saturday Record 1-1

2014

Thu. 09/11 Pittsburgh at Baltimore
W, 26-6 (CBS/NFLN)
Sun. 11/02 Baltimore at Pittsburgh
L, 23-43 (NBC)
Mon. 11/24 Baltimore at New Orleans
W, 34-27 (ESPN)

2013

Thu. 09/05 Baltimore at Denver
L, 27-49 (NBC)
Thu. 11/28 Pittsburgh at Baltimore
W, 22-20 (NBC)
Mon. 12/16 Baltimore at Detroit
W, 18-16 (ESPN)

2012

Mon. 09/10 Cincinnati at Baltimore
W, 44-13 (ESPN)
Sun. 09/23 New England at Baltimore
W, 31-30 (NBC)
Thu. 09/27 Cleveland at Baltimore
W, 23-16 (NFL Network)
Sun. 11/18 Baltimore at Pittsburgh
W, 13-10 (NBC)

2011

Sun. 10/02 New York Jets at Baltimore
W, 34-17 (NBC)
Mon. 10/24 Baltimore at Jacksonville
L, 7-12 (ESPN)
Sun. 11/06 Baltimore at Pittsburgh
W, 23-20 (NBC)
Thu. 11/24 San Francisco at Baltimore
W, 16-6 (NFL Network)
Sun. 12/18 Baltimore at San Diego
L, 14-34 (NBC)

2010

Mon. 09/13 Baltimore at New York Jets
W, 10-9 (ESPN)

Thu. 11/11 Baltimore at Atlanta
L, 21-26 (NFL Network)
Sun. 12/05 Pittsburgh at Baltimore
L, 10-13 (NBC)
Mon. 12/13 Baltimore at Houston
W, 34-28 OT (ESPN)

2009

Mon. 11/16 Baltimore at Cleveland
W, 16-0 (ESPN)
Sun. 11/29 Pittsburgh at Baltimore
W, 20-17 OT (NBC)
Mon. 12/07 Baltimore at Green Bay
L, 14-27 (ESPN)

2008

Mon. 09/29 Baltimore at Pittsburgh
L, 20-23 (ESPN)
Sun. 12/07 Washington at Baltimore
W, 24-10 (NBC)
Sat. 12/20 Baltimore at Dallas
W, 33-24 (NFL Network)

2007

Mon. 09/10 Baltimore at Cincinnati
L, 20-27 (ESPN)
Mon. 11/05 Baltimore at Pittsburgh
L, 7-38 (ESPN)
Mon. 12/03 New England at Baltimore
L, 24-27 (ESPN)
Sun. 12/09 Indianapolis at Baltimore
L, 20-44 (NBC)

2006

Mon. 10/09 Baltimore at Denver
L, 3-13 (ESPN)
Thu. 11/30 Baltimore at Cincinnati
L, 7-13 (NFL Network)

2005

Sun. 09/11 Indianapolis at Baltimore
L, 7-24 (ESPN)
Mon. 10/31 Baltimore at Pittsburgh
L, 19-20 (ABC)
Mon. 12/19 Green Bay at Baltimore
W, 48-3 (ABC)
Sun. 12/25 Minnesota at Baltimore
W, 30-23 (ESPN)

2004

Mon. 10/04 Kansas City at Baltimore
L, 24-27 (ABC)
Sun. 10/10 Baltimore at Washington
W, 17-10 (ESPN)
Sun. 11/07 Cleveland at Baltimore
W, 27-13 (ESPN)
Sun. 12/19 Baltimore at Indianapolis
L, 10-20 (ESPN)

2003

Sun. 11/09 Baltimore at St. Louis
L, 22-33 (ESPN)
Sun. 12/28 Pittsburgh at Baltimore
W, 13-10 OT (ESPN)

2002

Mon. 09/30 Denver at Baltimore
W, 34-23 (ABC)
Sun. 10/06 Baltimore at Cleveland
W, 26-21 (ESPN)

2001

Mon. 11/12 Baltimore at Tennessee
W, 16-10 (ABC)
Sun. 12/16 Pittsburgh at Baltimore
L, 21-26 (ESPN)
Sat. 12/29 Baltimore at Tampa Bay
L, 10-22 (ABC)
Mon. 01/07 Minnesota at Baltimore
W, 19-3 (ABC)

2000

Sun. 09/17 Baltimore at Miami
L, 6-19 (ESPN)
Sun. 10/08 Baltimore at Jacksonville
W, 15-10 (ESPN)

1999

Thu. 10/21 Kansas City at Baltimore
L, 8-35 (ESPN)

1998

Sun. 09/27 Cincinnati at Baltimore
W, 31-24 (ESPN)

1997

Sun. 11/09 Baltimore at Pittsburgh
L, 0-37 (ESPN)

1996

Sun. 10/13 Baltimore at Indianapolis
L, 21-26 (ESPN)

RAVENS ALL-TIME SHUTOUTS (10)

DATE	OPPONENT	SCORE	TOTAL YDS. ALLOWED	SACKS/YARDS	INTS/YARDS	LEADING TACKLER
12/26/99	Cincinnati Bengals	22-0	280	7/39	2/53	Ray Lewis (11)
09/03/00	@ Pittsburgh Steelers	16-0	229	1/6	0/0	Ray Lewis (7)
09/24/00	Cincinnati Bengals	37-0	109	4/15	2/15	Michael McCrary (7)
10/01/00	@ Cleveland Browns	12-0	230	1/9	3/5	Ray Lewis (10)
11/19/00	Dallas Cowboys	27-0	193	1/1	3/42	Ray Lewis (8)
12/23/01	Cincinnati Bengals	16-0	305	3/22	3/94	Ray Lewis (12)
12/21/03	@ Cleveland Browns	35-0	241	5/30	1/52	Ray Lewis (12)
09/10/06	@ Tampa Bay Buccaneers	27-0	142	3/21	3/123	Ray Lewis (10)
11/26/06	Pittsburgh Steelers	27-0	172	9/73	2/7	Ray Lewis (9)
11/16/09	@ Cleveland Browns	16-0	160	4/25	2/59	Ray Lewis (8)

ALL-TIME WIN/LOSS RESULTS

REGULAR SEASON WIN/LOSS RESULTS

	Overall Record	Home	Away
Overall	168-135-1	106-45-1	62-90
In M&T Bank Stadium (since 1998)	99-37	99-37	n/a
Coached by Ted Marchibroda	16-31-1	11-12-1	5-19
Coached by Brian Billick	80-64	50-22	30-42
Coached by John Harbaugh	72-40	45-11	27-29
vs. AFC Teams	129-107	82-42	47-65
vs. AFC North	45-33	28-11	17-22
vs. AFC Central (1996-2001)	26-28	13-14	13-14
vs. AFC East	19-18	13-5	6-13
vs. AFC South	14-14	10-4	4-10
vs. AFC West	21-14	14-5	7-9
vs. NFC Teams	44-29-1	29-6-1	15-23
vs. NFC North	6-6	5-1	1-5
vs. NFC Central (1996-2001)	3-5	3-1	0-4
vs. NFC East	12-6-1	7-1-1	5-5
vs. NFC South	10-6	5-3	5-3
vs. NFC West	13-6	9-0	4-6
On Monday Night Football - ABC/ESPN	10-9	4-2	6-7
On NBC/ESPN - Sunday Night or Thursday Night	15-13	11-5	4-8
On NFL Network	4-2	3-0	1-2
In Overtime	11-9-1	7-2-1	4-7
Ravens Shutout Wins	10-0	5-0	5-0
In Season Openers	9-10	6-4	3-6
Indoors	6-12	n/a	6-12

Note: Baltimore has played in Houston's Reliant/NRG Stadium five times (3-2), Indy's Lucas Oil Stadium twice (0-2) and Dallas' Texas Stadium once (1-0). Three of those games at Reliant Stadium (12/13/10, 10/21/12 & 12/21/14) came when the roof was closed, meaning those games were "indoors," while the other games listed are considered "outdoors" due to open roofs.

In August	0-1	0-1	0-0
In September	40-25	27-6	13-19
In October	32-39	18-14	14-25
In November	47-35-1	27-11-1	20-24
In December	44-33	31-13	13-20
In January	5-2	3-0	2-2

POSTSEASON WIN/LOSS RESULTS (2000, 2001, 2003, 2006, 2008, 2009, 2010, 2011, 2012, 2014)

	Record	Home	Away	Neutral
Overall	15-8	3-2	10-6	2-0*
vs. AFC Central	1-1	0-0	1-1	n/a
vs. AFC North	1-2	0-0	1-2	n/a
vs. AFC South	3-3	2-2	1-1	n/a
vs. AFC East	4-2	0-0	4-2	n/a
vs. AFC West	4-0	1-0	3-0	n/a
vs. NFC	2-0	0-0	0-0	2-0*

* Super Bowl XXXV in Tampa, FL, and Super Bowl XLVII in New Orleans, LA

OVERTIME GAMES (11-9-1 REGULAR SEASON) (1-0 PLAYOFFS)

DATE	OPP.	PLAY	TIME	RESULT	DATE	OPP.	PLAY	TIME	RESULT
10/27/96	STL	Jackson 22 Pass	0:10	W, 37-31	12/16/07	@ Mia.	Camarillo 64 Pass	8:14	L, 16-22
11/24/96	Jax.	Hollis 34 FG	5:54	L, 25-28	09/29/08	@ Pit.	Reed 46 FG	3:56	L, 20-23
11/02/97	@ NYJ	Hall 37 FG	10:02	L, 16-19	11/29/09	Pit.	Cundiff 29 FG	6:42	W, 20-17
11/16/97	Phi.	n/a	0:00	T, 10-10	10/17/10	@ NE	Gostkowski 35 FG	1:56	L, 20-23
10/03/99	@ Atl.	Armour 54 Pass	12:31	W, 19-13	10/24/10	Buf.	Cundiff 38 FG	10:54	W, 37-34
11/16/03	@ Mia.	Mare 43 FG	8:48	L, 6-9	12/13/10	@ Hou.	Wilson 12 INT-TD	11:55	W, 34-28
11/23/03	Sea.	Stover 42 FG	6:32	W, 44-41	11/25/12	@ SD	Tucker 38 FG	1:07	W, 16-13
12/28/03	Pit.	Stover 47 FG	11:32	W, 13-10	12/09/12	@ Was.	Forbath 34 FG	11:37	L, 28-31
11/14/04	@ NYJ	Stover 42 FG	7:35	W, 20-17	01/12/13	@ Den. (Div.)	Tucker 47 FG	13:18 20T	W, 38-35
11/20/05	Pit.	Stover 44 FG	4:09	W, 16-13	11/10/13	Cin.	Tucker 46 FG	5:27	W, 20-17
11/18/07	Cle.	Dawson 33 FG	9:10	L, 30-33	11/17/13	@ Chi.	Gould 38 FG	8:41	L, 20-23

ALL-TIME PRESEASON RESULTS

1996 (3-1)

08/03	Philadelphia Eagles	63,804	W	17-9
08/10	@ New York Giants	39,799	W	37-27
08/17	Green Bay Packers	62,025	L	15-17
08/23	@ Buffalo Bills	51,905	W	37-14

1997 (0-4)

08/02	New York Giants	53,268	L	20-21
08/08	@ New York Jets	23,067	L	29-39
08/16	@ Philadelphia Eagles	60,939	L	13-24
08/22	Buffalo Bills	51,905	L	28-31

1998 (4-0)

08/08	Chicago Bears	65,938	W	19-14
08/15	@ New York Jets	47,906	W	33-0
08/24	Philadelphia Eagles	65,970	W	23-6
08/28	@ New York Giants	48,754	W	14-6

1999 (4-0)

08/12	@ Philadelphia Eagles	43,552	W	10-7
08/21	@ Atlanta Falcons	44,843	W	19-6
08/28	Carolina Panthers	66,247	W	28-24
09/03	New York Giants	60,092	W	28-24

2000 (4-0)

08/05	Philadelphia Eagles	65,459	W	16-13
08/12	New York Jets	66,588	W	10-0
08/18	@ Carolina Panthers	72,551	W	24-13
08/25	@ New York Giants	76,527	W	28-24

2001 (1-2)

08/13	@ Philadelphia Eagles - Cancelled*			
08/18	@ New York Jets	76,406	L	3-16
08/23	Carolina Panthers	66,619	L	17-20
08/31	New York Giants	66,197	W	38-9

*Field Conditions Caused Cancellation

2002 (2-2)

08/09	Detroit Lions	67,421	W	12-6
08/15	New York Jets	67,681	L	14-16
08/23	@ Philadelphia Eagles	58,443	W	13-12
08/29	@ New York Giants	76,572	L	0-13

2003 (1-3)

08/09	Buffalo Bills	68,550	L	19-20
08/16	@ Atlanta Falcons	68,237	W	13-10
08/23	@ Washington Redskins	70,460	L	3-24
08/28	New York Giants	68,169	L	24-30

2004 (3-1)

08/12	Atlanta Falcons	69,299	W	24-0
08/20	@ Philadelphia Eagles	67,218	L	17-26
08/25	Detroit Lions	69,552	W	17-6
09/02	@ New York Giants	75,498	W	27-17

2005 (2-2)

08/13	@ Atlanta Falcons	67,123	L	3-16
08/20	Philadelphia Eagles	70,303	L	14-20
08/26	@ New Orleans Saints	44,485	W	21-6
09/01	Washington Redskins	69,885	W	26-20,OT

2006 (2-2)

08/11	New York Giants	70,249	L	16-17
08/17	Philadelphia Eagles	70,255	W	20-10
08/25	@ Minnesota Vikings	63,257	L	7-30
08/31	@ Washington Redskins	60,326	W	17-10

2007 (1-3)

08/13	Philadelphia Eagles	71,060	W	29-3
08/19	New York Giants	70,754	L	12-13
08/25	@ Washington Redskins	60,080	L	7-13*
08/31	@ Atlanta Falcons	71,377	L	10-13

*Game Terminated in 3rd Qtr. - Severe Weather

2008 (1-3)

08/07	@ New England Patriots	68,756	W	16-15
08/16	Minnesota Vikings	70,585	L	15-23
08/23	@ St. Louis Rams	60,862	L	10-24
08/28	Atlanta Falcons	70,149	L	9-10

2009 (4-0)

08/13	Washington Redskins	70,723	W	23-0
08/24	New York Jets	70,335	W	24-23
08/29	@ Carolina Panthers	71,045	W	17-13
09/03	@ Atlanta Falcons	66,610	W	20-3

2010 (3-1)

08/12	Carolina Panthers	70,579	W	17-12
08/21	@ Washington Redskins	72,994	W	23-3
08/28	New York Giants	70,742	W	24-10
09/02	@ St. Louis Rams	42,327	L	21-27

2011 (3-1)

08/11	@ Philadelphia Eagles	69,144	L	6-13
08/19	Kansas City Chiefs	70,690	W	31-13
08/25	Washington Redskins	70,631	W	34-31
09/01	@ Atlanta Falcons	67,216	W	21-7

2012 (2-2)

08/09	@ Atlanta Falcons	68,449	W	31-17
08/17	Detroit Lions	70,567	L	12-27
08/23	Jacksonville Jaguars	70,502	W	48-17
08/30	@ St. Louis Rams	53,371	L	17-31

2013 (2-2)

08/08	@ Tampa Bay Buccaneers	47,599	W	44-16
08/15	Atlanta Falcons	70,527	W	27-23
08/22	Carolina Panthers	70,554	L	27-34
08/29	@ St. Louis Rams	53,364	L	21-24

2014 (4-0)

08/07	San Francisco 49ers	70,529	W	23-3
08/16	@ Dallas Cowboys	77,624	W	37-30
08/23	Washington Redskins	70,876	W	23-17
08/28	@ New Orleans Saints	73,004	W	22-13

ALL-TIME RESULTS

1996: 4-12

HEAD COACH: TED MARCHIBRODA

5th AFC Central • Top Draft Choice: T Jonathan Ogden

09/01	Oakland Raiders	64,124	W	19-14
09/08	@ Pittsburgh Steelers	57,241	L	17-31
09/15	@ Houston Oilers	20,082	L	13-29
09/29	New Orleans Saints	61,063	W	17-10
10/06	New England Patriots	63,569	L	38-46
10/13	@ Indianapolis Colts	56,978	L	21-26
10/20	@ Denver Broncos	70,453	L	34-45
10/27	St. Louis Rams	60,256	W	37-31 OT
11/03	Cincinnati Bengals	60,743	L	21-24
11/10	@ Jacksonville Jaguars	64,628	L	27-30
11/17	@ San Francisco 49ers	51,596	L	20-38
11/24	Jacksonville Jaguars	57,384	L	25-28 OT
12/01	Pittsburgh Steelers	51,822	W	31-17
12/08	@ Cincinnati Bengals	43,022	L	14-21
12/15	@ Carolina Panthers	70,075	L	16-27
12/22	Houston Oilers	52,704	L	21-24

1997: 6-9-1

HEAD COACH: TED MARCHIBRODA

5th AFC Central • Top Draft Choice: LB Peter Boulware

08/31	Jacksonville Jaguars	61,018	L	27-28
09/07	Cincinnati Bengals	52,968	W	23-10
09/14	@ New York Giants	69,768	W	24-23
09/21	@ Tennessee Titans	17,737	W	36-10
09/28	@ San Diego Chargers	54,094	L	17-21
10/05	Pittsburgh Steelers	64,421	L	34-42
10/19	Miami Dolphins	64,354	L	13-24
10/26	@ Washington Redskins	75,067	W	20-17
11/02	@ New York Jets	77,716	L	16-19 OT
11/09	@ Pittsburgh Steelers	56,669	L	0-37
11/16	Philadelphia Eagles	63,546	T	10-10 OT
11/23	Arizona Cardinals	53,976	L	13-16
11/30	@ Jacksonville Jaguars	63,712	L	27-29
12/07	Seattle Seahawks	54,395	W	31-24
12/14	Tennessee Titans	60,558	W	21-19
12/21	@ Cincinnati Bengals	50,917	L	14-16

1998: 6-10

HEAD COACH: TED MARCHIBRODA

4th AFC Central • Top Draft Choice: CB Duane Starks

09/06	Pittsburgh Steelers	68,847	L	13-20
09/13	@ New York Jets	70,063	W	24-10
09/20	@ Jacksonville Jaguars	67,069	L	10-24
09/27	Cincinnati Bengals	68,154	W	31-24
10/11	Tennessee Titans	68,561	L	8-12
10/18	@ Pittsburgh Steelers	58,620	L	6-16
10/25	@ Green Bay Packers	59,860	L	10-28
11/01	Jacksonville Jaguars	68,915	L	19-45
11/08	Oakland Raiders	69,037	W	13-10
11/15	@ San Diego Chargers	54,388	L	13-14
11/22	@ Cincinnati Bengals	52,571	W	20-13
11/29	Indianapolis Colts	68,898	W	38-31
12/06	@ Tennessee Titans	31,124	L	14-16
12/13	Minnesota Vikings	69,074	L	28-38
12/20	@ Chicago Bears	40,853	L	3-24
12/27	Detroit Lions	68,045	W	19-10

1999: 8-8

HEAD COACH: BRIAN BILLICK

3rd AFC Central • Top Draft Choice: CB Chris McAlister

09/12	@ St. Louis Rams	62,100	L	10-27
09/19	Pittsburgh Steelers	68,965	L	20-23
09/26	Cleveland Browns	68,803	W	17-10
10/03	@ Atlanta Falcons	50,712	W	19-13 OT
10/10	@ Tennessee Titans	65,486	L	11-14
10/21	Kansas City Chiefs	68,771	L	8-35
10/31	Buffalo Bills	68,673	L	10-13
11/07	@ Cleveland Browns	72,898	W	41-9
11/14	@ Jacksonville Jaguars	67,391	L	3-6
11/21	@ Cincinnati Bengals	43,279	W	34-31
11/28	Jacksonville Jaguars	68,428	L	23-30
12/05	Tennessee Titans	67,854	W	41-14
12/12	@ Pittsburgh Steelers	46,715	W	31-24
12/19	New Orleans Saints	67,597	W	31-8
12/26	Cincinnati Bengals	68,036	W	22-0
1/2/00	@ New England Patriots	50,263	L	3-20

2000: 12-4

HEAD COACH: BRIAN BILLICK

2nd AFC Central - Wild Card • Top Draft Choice: RB Jamal Lewis

09/03	@ Pittsburgh Steelers	55,049	W	16-0
09/10	Jacksonville Jaguars	68,843	W	39-36
09/17	@ Miami Dolphins	73,464	L	6-19
09/24	Cincinnati Bengals	68,481	W	37-0
10/01	@ Cleveland Browns	73,018	W	12-0
10/08	@ Jacksonville Jaguars	65,194	W	15-10
10/15	@ Washington Redskins	83,252	L	3-10
10/22	Tennessee Titans	69,200	L	6-14
10/29	Pittsburgh Steelers	69,405	L	6-9
11/05	@ Cincinnati Bengals	54,759	W	27-7
11/12	@ Tennessee Titans	68,490	W	24-23
11/19	Dallas Cowboys	69,416	W	27-0
11/26	Cleveland Browns	68,361	W	44-7
12/10	San Diego Chargers	68,805	W	24-3
12/17	@ Arizona Cardinals	37,452	W	13-7
12/24	New York Jets	69,184	W	34-20

AFC Wild Card Playoff Game

12/31/00	Denver Broncos	69,638	W	21-3
----------	----------------	--------	---	------

AFC Divisional Playoff Game

1/7/01	@ Tennessee Titans	68,527	W	24-10
--------	--------------------	--------	---	-------

AFC Championship Game

1/14/01	@ Oakland Raiders	62,784	W	16-3
---------	-------------------	--------	---	------

Super Bowl XXXV (Tampa, FL)

1/28/01	@ New York Giants	71,921	W	34-7
---------	-------------------	--------	---	------



ALL-TIME RESULTS

2001: 10-6

HEAD COACH: BRIAN BILLICK

2nd AFC Central - Wild Card • Top Draft Choice: TE Todd Heap

09/09	Chicago Bears	69,365	W	17-6
09/23	@ Cincinnati Bengals	49,632	L	10-21
09/30	@ Denver Broncos	75,082	W	20-13
10/07	Tennessee Titans	69,494	W	26-7
10/14	@ Green Bay Packers	59,866	L	23-31
10/21	@ Cleveland Browns	72,818	L	14-24
10/28	Jacksonville Jaguars	69,439	W	18-17
11/04	@ Pittsburgh Steelers	62,906	W	13-10
11/12	@ Tennessee Titans	68,798	W	16-10
11/18	Cleveland Browns	69,353	L	17-27
11/25	@ Jacksonville Jaguars	53,530	W	24-21
12/02	Indianapolis Colts	69,382	W	39-27
12/16	Pittsburgh Steelers	69,506	L	21-26
12/23	Cincinnati Bengals	68,987	W	16-0
12/29	@ Tampa Bay Buccaneers	65,619	L	10-22
1/7/02	Minnesota Vikings	69,465	W	19-3

AFC Wild Card Playoff Game

1/13/02	@ Miami Dolphins	72,251	W	20-3
---------	------------------	--------	---	------

AFC Divisional Playoff Game

1/20/02	@ Pittsburgh Steelers	63,976	L	10-27
---------	-----------------------	--------	---	-------

2002: 7-9

HEAD COACH: BRIAN BILLICK

3rd AFC North • Top Draft Choice: S Ed Reed

09/08	@ Carolina Panthers	70,386	L	7-10
09/15	Tampa Bay Buccaneers	69,304	L	0-25
09/30	Denver Broncos	69,538	W	34-23
10/06	@ Cleveland Browns	73,688	W	26-21
10/13	@ Indianapolis Colts	56,174	L	20-22
10/20	Jacksonville Jaguars	69,173	W	17-10
10/27	Pittsburgh Steelers	69,638	L	18-31
11/03	@ Atlanta Falcons	68,532	L	17-20
11/10	Cincinnati Bengals	69,024	W	38-27
11/17	@ Miami Dolphins	73,013	L	7-26
11/24	Tennessee Titans	69,365	W	13-12
12/01	@ Cincinnati Bengals	44,878	W	27-23
12/08	New Orleans Saints	69,334	L	25-37
12/15	@ Houston Texans	70,108	W	23-19
12/22	Cleveland Browns	69,349	L	13-14
12/29	@ Pittsburgh Steelers	61,961	L	31-34



OLB Peter Boulware led the Ravens with 7 sacks in 2002.

2003: 10-6

HEAD COACH: BRIAN BILLICK

1st AFC North - Division Title • Top Draft Choice: OLB Terrell Suggs

09/07	@ Pittsburgh Steelers	63,157	L	15-34
09/14	Cleveland Browns	69,473	W	33-13
09/21	@ San Diego Chargers	52,028	W	24-10
09/28	Kansas City Chiefs	69,459	L	10-17
10/12	@ Arizona Cardinals	24,193	W	26-18
10/19	@ Cincinnati Bengals	53,553	L	26-34
10/26	Denver Broncos	69,721	W	26-6
11/02	Jacksonville Jaguars	69,486	W	24-17
11/09	@ St. Louis Rams	66,085	L	22-33
11/16	@ Miami Dolphins	73,333	L	6-9 OT
11/23	Seattle Seahawks	69,477	W	44-41 OT
11/30	San Francisco 49ers	69,549	W	44-6
12/07	Cincinnati Bengals	69,468	W	31-13
12/14	@ Oakland Raiders	45,398	L	12-20
12/21	@ Cleveland Browns	72,548	W	35-0
12/28	Pittsburgh Steelers	70,001	W	13-10 OT

AFC Wild Card Playoff Game

1/3/04	Tennessee Titans	69,452	L	17-20
--------	------------------	--------	---	-------

2004: 9-7

HEAD COACH: BRIAN BILLICK

2nd AFC North • Top Draft Choice: DT Dwan Edwards

09/12	@ Cleveland Browns	73,068	L	3-20
09/19	Pittsburgh Steelers	69,859	W	30-13
09/26	@ Cincinnati Bengals	65,575	W	23-9
10/04	Kansas City Chiefs	69,827	L	24-27
10/10	@ Washington Redskins	90,287	W	17-10
10/24	Buffalo Bills	69,809	W	20-6
10/31	@ Philadelphia Eagles	67,715	L	10-15
11/07	Cleveland Browns	69,781	W	27-13
11/14	@ New York Jets	77,826	W	20-17 OT
11/21	Dallas Cowboys	69,924	W	30-10
11/28	@ New England Patriots	68,756	L	3-24
12/05	Cincinnati Bengals	69,695	L	26-27
12/12	New York Giants	69,856	W	37-14
12/19	@ Indianapolis Colts	57,240	L	10-20
12/26	@ Pittsburgh Steelers	64,227	L	7-20
1/2/05	Miami Dolphins	69,843	W	30-23

2005: 6-10

HEAD COACH: BRIAN BILLICK

3rd AFC North • Top Draft Choice: WR Mark Clayton

09/11	Indianapolis Colts	70,501	L	7-24
09/18	@ Tennessee Titans	69,149	L	10-25
10/02	New York Jets	70,479	W	13-3
10/09	@ Detroit Lions	61,201	L	17-35
10/16	Cleveland Browns	70,196	W	16-3
10/23	@ Chicago Bears	62,102	L	6-10
10/31	@ Pittsburgh Steelers	64,178	L	19-20
11/06	Cincinnati Bengals	70,540	L	9-21
11/13	@ Jacksonville Jaguars	66,107	L	3-30
11/20	Pittsburgh Steelers	70,601	W	16-13 OT
11/27	@ Cincinnati Bengals	65,680	L	29-42
12/04	Houston Texans	69,909	W	16-15
12/11	@ Denver Broncos	75,651	L	10-12
12/19	Green Bay Packers	70,604	W	48-3
12/25	Minnesota Vikings	70,246	W	30-23
1/1/06	@ Cleveland Browns	69,871	L	16-20

ALL-TIME RESULTS

2006: 13-3

HEAD COACH: BRIAN BILLICK

1st AFC North - Division Title • Top Draft Choice: DT Haloti Ngata

09/10	@ Tampa Bay Buccaneers	65,087	W	27-0
09/17	Oakland Raiders	70,744	W	28-6
09/24	@ Cleveland Browns	72,474	W	15-14
10/01	San Diego Chargers	70,743	W	16-13
10/09	@ Denver Broncos	76,355	L	3-13
10/15	Carolina Panthers	70,762	L	21-23
10/29	@ New Orleans Saints	69,152	W	35-22
11/05	Cincinnati Bengals	70,792	W	26-20
11/12	@ Tennessee Titans	69,143	W	27-26
11/19	Atlanta Falcons	70,790	W	24-10
11/26	Pittsburgh Steelers	70,946	W	27-0
11/30	@ Cincinnati Bengals	65,973	L	7-13
12/10	@ Kansas City Chiefs	77,232	W	20-10
12/17	Cleveland Browns	70,857	W	27-17
12/24	@ Pittsburgh Steelers	63,224	W	31-7
12/31	Buffalo Bills	70,913	W	19-7

AFC Divisional Playoff Game

1/13/07	Indianapolis Colts	71,162	L	6-15
---------	--------------------	--------	---	------

2007: 5-11

HEAD COACH: BRIAN BILLICK

4th AFC North • Top Draft Choice: G Ben Grubbs

09/10	@ Cincinnati	66,093	L	20-27
09/16	New York Jets	71,246	W	20-13
09/23	Arizona Cardinals	71,372	W	26-23
09/30	@ Cleveland Browns	73,024	L	13-27
10/07	@ San Francisco 49ers	67,885	W	9-7
10/14	St. Louis Rams	71,175	W	22-3
10/21	@ Buffalo Bills	70,727	L	14-19
11/05	@ Pittsburgh Steelers	63,457	L	7-38
11/11	Cincinnati Bengals	71,130	L	7-21
11/18	Cleveland Browns	71,055	L	30-33 OT
11/25	@ San Diego Chargers	63,337	L	14-32
12/03	New England Patriots	71,382	L	24-27
12/09	Indianapolis Colts	70,513	L	20-44
12/16	@ Miami Dolphins	70,287	L	16-22 OT
12/23	@ Seattle Seahawks	68,164	L	6-27
12/30	Pittsburgh Steelers	71,353	W	27-21



WR Derrick Mason, the Ravens' all-time leading receiver, led the team with 103 catches during the 2007 season.

2008: 11-5

HEAD COACH: JOHN HARBAUGH

2nd AFC North - Wild Card • Top Draft Choice: QB Joe Flacco

09/07	Cincinnati Bengals	70,978	W	17-10
09/21	Cleveland Browns	71,104	W	28-10
09/29	@ Pittsburgh Steelers	64,038	L	20-23 OT
10/05	Tennessee Titans	71,131	L	10-13
10/12	@ Indianapolis Colts	66,153	L	3-31
10/19	@ Miami Dolphins	64,972	W	27-13
10/26	Oakland Raiders	71,254	W	29-10
11/02	@ Cleveland Browns	73,078	W	37-27
11/09	@ Houston Texans	70,552	W	41-13
11/16	@ New York Giants	78,849	L	10-30
11/23	Philadelphia Eagles	71,379	W	36-7
11/30	@ Cincinnati Bengals	63,871	W	34-3
12/07	Washington Redskins	71,438	W	24-10
12/14	Pittsburgh Steelers	71,502	L	9-13
12/20	@ Dallas Cowboys	63,800	W	33-24
12/28	Jacksonville Jaguars	71,366	W	27-7

AFC Wild Card Playoff Game

1/4/09	@ Miami Dolphins	74,240	W	27-9
--------	------------------	--------	---	------

AFC Divisional Playoff Game

1/10/09	@ Tennessee Titans	69,143	W	13-10
---------	--------------------	--------	---	-------

AFC Championship Game

1/18/09	@ Pittsburgh Steelers	65,350	L	14-23
---------	-----------------------	--------	---	-------

2009: 9-7

HEAD COACH: JOHN HARBAUGH

2nd AFC North - Wild Card • Top Draft Choice: T Michael Oher

09/13	Kansas City Chiefs	71,099	W	38-24
09/20	@ San Diego Chargers	66,882	W	31-26
09/27	Cleveland Browns	70,950	W	34-3
10/04	@ New England Patriots	68,756	L	21-27
10/11	Cincinnati Bengals	71,161	L	14-17
10/18	@ Minnesota Vikings	63,689	L	31-33
11/01	Denver Broncos	71,132	W	30-7
11/08	@ Cincinnati Bengals	64,313	L	7-17
11/16	@ Cleveland Browns	69,023	W	16-0
11/22	Indianapolis Colts	71,320	L	15-17
11/29	Pittsburgh Steelers	71,314	W	20-17 OT
12/07	@ Green Bay Packers	70,286	L	14-27
12/13	Detroit Lions	70,673	W	48-3
12/20	Chicago Bears	71,011	W	31-7
12/27	@ Pittsburgh Steelers	64,068	L	20-23
1/3/10	@ Oakland Raiders	38,400	W	21-13

AFC Wild Card Playoff Game

1/10/10	@ New England Patriots	68,756	W	33-14
---------	------------------------	--------	---	-------

AFC Divisional Playoff Game

1/16/10	@ Indianapolis Colts	67,535	L	3-20
---------	----------------------	--------	---	------

ALL-TIME RESULTS

2010: 12-4

HEAD COACH: JOHN HARBAUGH

2nd AFC North - Wild Card • Top Draft Choice: OLB Sergio Kindle

09/13	@ New York Jets	78,127	W	10-9
09/19	@ Cincinnati Bengals	64,071	L	10-15
09/26	Cleveland Browns	71,119	W	24-17
10/03	@ Pittsburgh Steelers	64,729	W	17-14
10/10	Denver Broncos	71,246	W	31-17
10/17	@ New England Patriots	68,756	L	20-23 OT
10/24	Buffalo Bills	71,220	W	37-34 OT
11/07	Miami Dolphins	71,305	W	26-10
11/11	@ Atlanta Falcons	68,474	L	21-26
11/21	@ Carolina Panthers	73,021	W	37-13
11/28	Tampa Bay Buccaneers	70,989	W	17-10
12/05	Pittsburgh Steelers	71,418	L	10-13
12/13	@ Houston Texans	71,413	W	34-28 OT
12/19	New Orleans Saints	71,432	W	30-24
12/26	@ Cleveland Browns	65,028	W	20-10
1/2/11	Cincinnati Bengals	71,088	W	13-7

AFC Wild Card Playoff Game

1/9/11	@ Kansas City Chiefs	72,190	W	30-7
--------	----------------------	--------	---	------

AFC Divisional Playoff Game

1/15/11	@ Pittsburgh Steelers	64,879	L	24-31
---------	-----------------------	--------	---	-------

2011: 12-4

HEAD COACH: JOHN HARBAUGH

1st AFC North - Division Title • Top Draft Choice: CB Jimmy Smith

09/11	Pittsburgh Steelers	71,434	W	35-7
09/18	@ Tennessee Titans	69,143	L	13-26
09/25	@ St. Louis Rams	56,289	W	37-7
10/02	New York Jets	71,247	W	34-17
10/16	Houston Texans	71,154	W	29-14
10/24	@ Jacksonville Jaguars	62,976	L	7-12
10/30	Arizona Cardinals	71,022	W	30-27
11/06	@ Pittsburgh Steelers	64,851	W	23-20
11/13	@ Seattle Seahawks	66,522	L	17-22
11/20	Cincinnati Bengals	71,320	W	31-24
11/24	San Francisco 49ers	71,345	W	16-6
12/04	@ Cleveland Browns	63,648	W	24-10
12/11	Indianapolis Colts	71,187	W	24-10
12/18	@ San Diego Chargers	67,242	L	14-34
12/24	Cleveland Browns	71,083	W	20-14
1/1/12	@ Cincinnati Bengals	63,439	W	24-16

AFC Divisional Playoff Game

1/15/12	Houston Texans	71,547	W	20-13
---------	----------------	--------	---	-------

AFC Championship Game

1/22/12	@ New England Patriots	68,756	L	20-23
---------	------------------------	--------	---	-------

2012: 10-6

HEAD COACH: JOHN HARBAUGH

1st AFC North - Division Title • Top Draft Choice: OLB Courtney Upshaw

09/10	Cincinnati Bengals	71,064	W	44-13
09/16	@ Philadelphia Eagles	69,144	L	23-24
09/23	New England Patriots	71,269	W	31-30
09/27	Cleveland Browns	70,944	W	23-16
10/07	@ Kansas City Chiefs	68,803	W	9-6
10/14	Dallas Cowboys	71,384	W	31-29
10/21	@ Houston Texans	71,708	L	13-43
11/04	@ Cleveland Browns	65,449	W	25-15
11/11	Oakland Raiders	71,339	W	55-20
11/18	@ Pittsburgh Steelers	63,446	W	13-10
11/25	@ San Diego Chargers	57,882	W	16-13 OT
12/02	Pittsburgh Steelers	71,442	L	20-23
12/09	@ Washington Redskins	81,178	L	28-31 OT
12/16	Denver Broncos	71,317	L	17-34
12/23	New York Giants	71,470	W	33-14
12/30	@ Cincinnati Bengals	61,565	L	17-23

AFC Wild Card Playoff Game

1/6/13	Indianapolis Colts	71,379	W	24-9
--------	--------------------	--------	---	------

AFC Divisional Playoff Game

1/12/13	@ Denver Broncos	76,732	W	38-35 2OT
---------	------------------	--------	---	-----------

AFC Championship Game

1/20/13	@ New England Patriots	68,756	W	28-13
---------	------------------------	--------	---	-------

Super Bowl XLVII (New Orleans, LA)

2/3/13	vs. San Francisco 49ers	71,024	W	34-31
--------	-------------------------	--------	---	-------

2012 WORLD CHAMPIONS



2013: 8-8

HEAD COACH: JOHN HARBAUGH

3rd AFC North • Top Draft Choice: S Matt Elam

09/05	@ Denver Broncos	76,977	L	27-49
09/15	Cleveland Browns	71,098	W	14-6
09/22	Houston Texans	71,168	W	30-9
09/29	@ Buffalo Bills	68,296	L	20-23
10/06	@ Miami Dolphins	68,342	W	26-23
10/13	Green Bay Packers	71,319	L	17-19
10/20	@ Pittsburgh Steelers	62,295	L	16-19
11/03	@ Cleveland Browns	71,513	L	18-24
11/10	Cincinnati Bengals	70,992	W	20-17 OT
11/17	@ Chicago Bears	62,367	L	20-23 OT
11/24	New York Jets	71,148	W	19-3
11/28	Pittsburgh Steelers	71,005	W	22-20
12/08	Minnesota Vikings	70,921	W	29-26
12/16	@ Detroit Lions	64,742	W	18-16
12/22	New England Patriots	71,433	L	7-41
12/29	@ Cincinnati Bengals	62,406	L	17-34

BALTIMORE RAVENS.COM

ALL-TIME RESULTS

2014: 10-6

HEAD COACH: JOHN HARBAUGH

3rd AFC North - Wild Card • Top Draft Choice: LB C.J. Mosley

09/07	Cincinnati Bengals	70,925	L	16-23
09/11	Pittsburgh Steelers	71,181	W	26-6
09/21	@ Cleveland Browns	67,407	W	23-21
09/28	Carolina Panthers	71,218	W	38-10
10/05	@ Indianapolis Colts	65,258	L	13-20
10/12	@ Tampa Bay Buccaneers	60,041	W	48-17
10/19	Atlanta Falcons	71,184	W	29-7
10/26	@ Cincinnati Bengals	55,711	L	24-27
11/02	@ Pittsburgh Steelers	63,971	L	23-43
11/09	Tennessee Titans	70,914	W	21-7
11/24	@ New Orleans Saints	73,373	W	34-27
11/30	San Diego Chargers	71,060	L	33-34
12/07	@ Miami Dolphins	70,244	W	28-13
12/14	Jacksonville Jaguars	70,801	W	20-12
12/21	@ Houston Texans	71,771	L	13-25
12/28	Cleveland Browns	71,070	W	20-10

AFC Wild Card Playoff Game

1/3/15 @ Pittsburgh Steelers 62,780 W 30-17

AFC Divisional Playoff Game

1/10/15 @ New England Patriots 68,756 L 31-35

LARGEST RAVENS CROWDS

The Ravens played in Memorial Stadium from 1996-97 and PSINet Stadium from 1998-2001. In 2002, the facility was known as Ravens Stadium. In 2003, the Ravens entered a partnership, and the stadium was re-named M&T Bank Stadium. (The stadium's capacity was increased in 2007 to 71,008 from previous listings of 70,107 and 69,084.)

HOME

01/15/12	71,547	vs. Houston Texans (Div.)
12/14/08	71,502	vs. Pittsburgh Steelers
12/23/12	71,470	vs. New York Giants
12/02/12	71,442	vs. Pittsburgh Steelers
12/07/08	71,438	vs. Washington Redskins
09/11/11	71,434	vs. Pittsburgh Steelers
12/22/13	71,433	vs. New England Patriots
12/19/10	71,432	vs. New Orleans Saints
12/05/10	71,418	vs. Pittsburgh Steelers
10/14/12	71,384	vs. Dallas Cowboys

AWAY

10/10/04	90,287	@ Washington Redskins
10/15/00	83,252	@ Washington Redskins
12/09/12	81,178	@ Washington Redskins
11/16/08	78,849	@ New York Giants
09/13/10	78,127	@ New York Jets
11/14/04	77,826	@ New York Jets
11/02/97	77,716	@ New York Jets
12/10/06	77,232	@ Kansas City Chiefs
09/05/13	76,977	@ Denver Broncos
01/12/13	76,732	@ Denver Broncos (Div.)

RAVENS RING OF HONOR

YEAR	PERSON	INDUCTION DATE/OPP.
2015	S Ed Reed	Nov. 22 vs. St. Louis
2014	TE Todd Heap	Sept. 28 vs. Carolina
2013	LB Ray Lewis	Sept. 22 vs. Houston
2012	RB Jamal Lewis	Sept. 9 vs. Cleveland
2011	K Matt Stover	Nov. 20 vs. Cincinnati
2008	T Jonathan Ogden	Oct. 26 vs. Oakland
2006	LB Peter Boulware	Nov. 5 vs. Cincinnati
2004	DE Michael McCrary	Oct. 4 vs. Kansas City
2003	Owner Art Modell	Dec. 28 vs. Pittsburgh
2002	Eight Baltimore Colts:	Oct. 20 vs. Jacksonville
	QB Johnny Unitas	
	WR Raymond Berry	
	RB Lenny Moore	
	DT Art Donovan	
	DE Gino Marchetti	
	TE John Mackey	
	OT Jim Parker	
	LB Ted Hendricks	
	(all Hall of Fame players)	
2000	RB Earnest Byner	Nov. 26 vs. Cleveland

RAVENS
Ring of Honor
PRESENTED BY
SMYTH



S Ed Reed



Art Modell



TE Todd Heap



DE Michael McCrary

The Ravens' Ring of Honor, presented by Smyth Jewelers, salutes special inductees at M&T Bank Stadium with banners. Each member is recognized for his extraordinary contributions to the NFL, the Ravens and the Baltimore community.

RAVENS VS. AFC OPPONENTS

AFC NORTH

CINCINNATI BENGALS HEAD COACH MARVIN LEWIS

Ravens Lead Regular Season Series, 20-18
Preseason Series, No Meetings



11/03/96	Bengals	24-21 Bal.	60,743
12/08/96	Bengals	21-14 @ Cin.	43,022
09/07/97	Ravens	23-10 Bal.	52,968
12/21/97	Bengals	16-14 @ Cin.	50,917
09/27/98	Ravens	31-21 Bal.	68,154
11/22/98	Ravens	20-13 @ Cin.	52,571
11/21/99	Ravens	34-31 @ Cin.	43,279
12/26/99	Ravens	22-0 Bal.	68,036
09/24/00	Ravens	37-0 Bal.	68,481
11/05/00	Ravens	27-7 @ Cin.	54,759
09/23/01	Bengals	21-10 @ Cin.	49,632
12/23/01	Ravens	16-0 Bal.	68,987
11/10/02	Ravens	38-27 Bal.	69,024
12/01/02	Ravens	27-23 @ Cin.	44,878
10/19/03	Bengals	34-26 @ Cin.	53,553
12/07/03	Ravens	31-13 Bal.	69,468
09/26/04	Ravens	23-9 @ Cin.	65,575
12/05/04	Bengals	27-26 Bal.	69,695
11/06/05	Bengals	21-9 Bal.	70,540
11/27/05	Bengals	42-29 @ Cin.	65,680
11/05/06	Ravens	26-20 Bal.	70,792
11/30/06	Bengals	13-7 @ Cin.	65,973
09/10/07	Bengals	27-20 @ Cin.	66,093
11/11/07	Bengals	21-7 Bal.	71,130
09/07/08	Ravens	17-10 Bal.	70,978
11/30/08	Ravens	34-3 @ Cin.	63,871
10/11/09	Bengals	17-14 Bal.	71,161
11/08/09	Bengals	17-7 @ Cin.	64,313
09/19/10	Bengals	15-10 @ Cin.	64,071
01/02/11	Ravens	13-7 Bal.	71,088
11/20/11	Ravens	31-24 Bal.	71,320
01/01/12	Ravens	24-16 @ Cin.	63,439
09/10/12	Ravens	44-13 Bal.	71,064
12/30/12	Bengals	23-17 @ Cin.	61,565
11/10/13	Ravens	20-17 Bal. OT	70,992
12/29/13	Bengals	34-17 @ Cin.	62,406
09/07/14	Bengals	23-16 Bal.	70,925
10/26/14	Bengals	27-24 @ Cin.	55,711

CLEVELAND BROWNS HEAD COACH MIKE PETTINE

Ravens Lead Regular Season Series, 24-8
Preseason Series, No Meetings



09/26/99	Ravens	17-10 Bal.	68,803
11/07/99	Ravens	41-9 @ Cle.	72,898
10/01/00	Ravens	12-0 @ Cle.	73,018
11/26/00	Ravens	44-7 Bal.	68,361
10/21/01	Browns	24-14 @ Cle.	72,818
11/18/01	Browns	27-17 Bal.	69,353
10/06/02	Ravens	26-21 @ Cle.	73,688

12/22/02	Browns	14-13 Bal.	69,348
09/14/03	Ravens	33-13 Bal.	69,473
12/21/03	Ravens	35-0 @ Cle.	72,548
09/12/04	Browns	20-3 @ Cle.	73,068
11/07/04	Ravens	27-13 Bal.	69,781
10/16/05	Ravens	16-3 Bal.	70,196
01/01/06	Browns	20-16 @ Cle.	69,871
09/24/06	Ravens	15-14 @ Cle.	72,474
12/17/06	Ravens	27-17 Bal.	70,857
09/30/07	Browns	27-13 @ Cle.	73,024
11/18/07	Browns	33-30 Bal. OT	71,055
09/21/08	Ravens	28-10 Bal.	71,104
11/02/08	Ravens	37-27 @ Cle.	73,078
09/27/09	Ravens	34-3 Bal.	70,950
11/16/09	Ravens	16-0 @ Cle.	69,023
09/26/10	Ravens	24-17 Bal.	71,119
12/26/10	Ravens	20-10 @ Cle.	65,028
12/04/11	Ravens	24-10 @ Cle.	63,648
12/24/11	Ravens	20-14 Bal.	71,083
09/27/12	Ravens	23-16 Bal.	70,944
11/04/12	Ravens	25-15 @ Cle.	65,449
09/15/13	Ravens	14-6 Bal.	71,098
11/03/13	Browns	24-18 @ Cle.	71,513
09/21/14	Ravens	23-21 @ Cle.	67,407
12/28/14	Ravens	20-10 Bal.	71,070

PITTSBURGH STEELERS HEAD COACH MIKE TOMLIN

Steelers Lead Regular Season Series, 21-17
Preseason Series, No Meetings



09/08/96	Steelers	31-17 @ Pit.	57,241
12/01/96	Ravens	31-17 Bal.	51,822
10/05/97	Steelers	42-34 Bal.	64,421
11/09/97	Steelers	37-0 @ Pit.	56,669
09/06/98	Steelers	20-13 Bal.	68,847
10/18/98	Steelers	16-6 @ Pit.	58,620
09/19/99	Steelers	23-20 Bal.	68,965
12/12/99	Ravens	31-24 @ Pit.	46,715
09/03/00	Ravens	16-0 @ Pit.	55,049
10/29/00	Steelers	9-6 Bal.	69,405
11/04/01	Ravens	13-10 @ Pit.	62,906
12/16/01	Steelers	26-21 Bal.	69,506
10/27/02	Steelers	31-18 Bal.	69,638
12/29/02	Steelers	34-31 @ Pit.	61,961
09/07/03	Steelers	34-15 @ Pit.	63,157
12/28/03	Ravens	13-10 Bal. OT	70,001
09/19/04	Ravens	30-13 Bal.	69,859
12/26/04	Steelers	20-7 @ Pit.	64,227
10/31/05	Steelers	20-19 @ Pit.	64,178
11/20/05	Ravens	16-13 Bal. OT	70,601
11/26/06	Ravens	27-0 Bal.	70,946
12/24/06	Ravens	31-7 @ Pit.	63,224
11/05/07	Steelers	38-7 @ Pit.	63,457
12/30/07	Ravens	27-21 Bal.	71,353
09/29/08	Steelers	23-20 @ Pit. OT	64,038
12/14/08	Steelers	13-9 Bal.	71,502
11/29/09	Ravens	20-17 Bal. OT	71,314



RAVENS VS. AFC OPPONENTS

AFC NORTH (PIT.) CONT'D

12/27/09	Steelers	23-20 @ Pit.	64,068
10/03/10	Ravens	17-14 @ Pit.	64,729
12/05/10	Steelers	13-10 Bal.	71,418
09/11/11	Ravens	35-7 Bal.	71,434
11/06/11	Ravens	23-20 @ Pit.	64,851
11/18/12	Ravens	13-10 @ Pit.	63,446
12/02/12	Steelers	23-20 Bal.	71,442
10/20/13	Steelers	19-16 @ Pit.	62,295
11/28/13	Ravens	22-20 Bal.	71,005
09/11/14	Ravens	26-6 Bal.	71,181
11/02/14	Steelers	43-23 @ Pit.	63,971

Steelers Lead Postseason Series, 3-1

01/20/02	Steelers	27-10 @ Pit.	63,976
	Divisional Playoff		
01/18/09	Steelers	23-14 @ Pit.	65,350
	AFC Championship		
01/15/11	Steelers	31-24 @ Pit.	64,879
	Divisional Playoff		
01/03/15	Ravens	30-17 @ Pit.	62,780
	Wild Card		

AFC SOUTH

HOUSTON TEXANS HEAD COACH BILL O'BRIEN

Ravens Lead Regular Season Series, 6-2
Preseason Series, No Meetings



12/15/02	Ravens	23-19 @ Hou.	70,108
12/04/05	Ravens	16-15 Bal.	69,909
11/09/08	Ravens	41-13 @ Hou.	70,552
12/13/10	Ravens	34-28 @ Hou. OT	71,413
10/16/11	Ravens	29-14 Bal.	71,154
10/21/12	Texans	43-13 @ Hou.	71,708
09/22/13	Ravens	30-9 Bal.	71,168
12/21/14	Texans	25-13 @ Hou.	71,771

Ravens Lead Postseason Series, 1-0

01/15/12	Ravens	20-13 Bal.	71,547
	Divisional Playoff		

INDIANAPOLIS COLTS HEAD COACH CHUCK PAGANO

Colts Lead Regular Season Series, 8-3
Preseason Series, No Meetings



10/13/96	Colts	26-21 @ Ind.	56,978
11/29/98	Ravens	38-31 Bal.	68,898
12/02/01	Ravens	39-27 Bal.	69,382
10/13/02	Colts	22-20 @ Ind.	56,174
12/09/04	Colts	20-10 @ Ind.	57,240
09/11/05	Colts	24-7 Bal.	70,501
12/09/07	Colts	44-20 Bal.	70,513
10/12/08	Colts	31-3 @ Ind.	66,153
11/22/09	Colts	17-15 Bal.	71,320
12/11/11	Ravens	24-10 Bal.	71,187

10/05/14	Colts	20-13 @ Ind.	65,258
----------	-------	--------------	--------

Colts Lead Postseason Series, 2-1

01/13/07	Colts	15-6 Bal.	71,162
	Divisional Playoff		
01/16/10	Colts	20-3 @ Ind.	67,535
	Divisional Playoff		
01/06/13	Ravens	24-9 Bal.	71,379
	Wild Card Playoff		

JACKSONVILLE JAGUARS HEAD COACH GUS BRADLEY

Jaguars Lead Regular Season Series, 10-8
Ravens Lead Preseason Series, 1-0



Preseason

08/23/12	Ravens	48-17 Bal.	70,502
----------	--------	------------	--------

Regular Season

11/10/96	Jaguars	30-27 @ Jax.	64,628
11/24/96	Jaguars	28-25 Bal.	57,384
08/31/97	Jaguars	28-27 Bal.	61,018
11/30/97	Jaguars	29-27 @ Jax.	63,712
09/20/98	Jaguars	24-10 @ Jax.	67,069
11/01/98	Jaguars	45-19 Bal.	68,915
11/14/99	Jaguars	6-3 @ Jax.	67,391
11/28/99	Jaguars	30-23 Bal.	68,428
09/10/00	Ravens	39-36 Bal.	68,843
10/08/00	Ravens	15-10 @ Jax.	65,194
10/28/01	Ravens	18-17 Bal.	69,439
11/25/01	Ravens	24-21 @ Jax.	53,530
10/20/02	Ravens	17-10 Bal.	69,173
11/02/03	Ravens	24-17 Bal.	69,486
11/13/05	Jaguars	30-3 @ Jax.	66,107
12/28/08	Ravens	27-7 Bal.	71,366
10/24/11	Jaguars	12-7 @ Jax.	62,976
12/14/14	Ravens	20-12 Bal.	70,801

TENNESSEE TITANS HEAD COACH KEN WHISENHUNT

Regular Season Series Tied, 9-9
Preseason Series, No Meetings



09/15/96	Oilers	29-13 @ Hou.	20,082
12/22/96	Oilers	24-21 Bal.	52,704
09/21/97	Ravens	36-10 @ Ten.	17,737
12/14/97	Ravens	21-19 Bal.	60,558
10/11/98	Titans	12-8 Bal.	68,561
12/06/98	Titans	16-14 @ Ten.	31,124
10/10/99	Titans	14-11 @ Ten.	65,486
12/05/99	Ravens	41-14 Bal.	67,854
10/22/00	Titans	16-14 Bal.	68,490
11/12/00	Ravens	24-23 @ Ten.	69,200
10/07/01	Ravens	26-7 Bal.	69,494
11/12/01	Ravens	16-10 @ Ten.	68,798
11/24/02	Ravens	13-12 Bal.	69,365
09/18/05	Titans	25-10 @ Ten.	69,149
11/12/06	Ravens	27-26 @ Ten.	69,143

RAVENS VS. AFC OPPONENTS

AFC SOUTH (TEN.) CONT'D

10/05/08	Titans	13-10 Bal.	71,131
09/18/11	Titans	26-13 @ Ten.	69,143
11/09/14	Ravens	21-7 Bal.	70,914

Ravens Lead Postseason Series, 2-1

01/07/01	Ravens	24-10 @ Ten.	68,527
		Divisional Playoff	
01/03/04	Titans	20-17 Bal.	69,452
		Wild Card	
01/10/09	Ravens	13-10 @ Ten.	69,143
		Divisional Playoff	

AFC EAST

BUFFALO BILLS

HEAD COACH REX RYAN

Regular Season Series Tied, 3-3

Bills Lead Preseason Series, 2-1



Preseason

08/23/96	Ravens	37-14 @ Buf.	51,905
08/22/97	Bills	31-28 Bal.	54,473
08/09/03	Bills	28-10 Bal.	68,550

Regular Season

10/31/99	Bills	13-10 Bal.	68,673
10/24/04	Ravens	20-6 Bal.	69,809
12/31/06	Ravens	19-7 Bal.	70,913
10/21/07	Bills	19-14 @ Buf.	70,727
10/24/10	Ravens	37-34 Bal. OT	71,220
09/29/13	Bills	23-20 @ Buf.	68,296

MIAMI DOLPHINS

HEAD COACH JOE PHILBIN

Regular Season Series Tied, 5-5

Preseason Series, No Meetings



10/19/97	Dolphins	24-13 Bal.	64,354
09/17/00	Dolphins	19-6 @ Mia.	73,464
11/17/02	Dolphins	26-7 @ Mia.	73,013
11/16/03	Dolphins	9-6 @ Mia. OT	73,333
01/02/05	Ravens	30-23 Bal.	69,843
12/16/07	Dolphins	22-16 @ Mia. OT	70,287
10/19/08	Ravens	27-13 @ Mia.	64,972
11/07/10	Ravens	26-10 Bal.	71,305
10/06/13	Ravens	26-23 @ Mia.	68,342
12/07/14	Ravens	28-13 @ Mia.	70,244

Ravens Lead Postseason Series, 2-0

01/13/02	Ravens	20-3 @ Mia.	72,251
		Wild Card	
01/04/09	Ravens	27-9 @ Mia.	74,240
		Wild Card	

NEW ENGLAND PATRIOTS

HEAD COACH BILL BELICHICK

Patriots Lead Regular Season Series, 7-1

Ravens Lead Preseason Series, 1-0



Preseason

08/07/08	Ravens	16-15 @ NE	68,756
----------	--------	------------	--------

Regular Season

10/06/96	Patriots	46-38 Bal.	63,569
01/02/00	Patriots	20-3 @ NE	50,263
11/28/04	Patriots	24-3 @ NE	68,756
12/03/07	Patriots	27-24 Bal.	71,382
10/04/09	Patriots	27-21 @ NE	68,756
10/17/10	Patriots	23-20 @ NE OT	68,756
09/23/12	Ravens	31-30 Bal.	71,269
12/22/13	Patriots	41-7 Bal.	71,433

Postseason Series Tied, 2-2

01/10/10	Ravens	33-14 @ NE.	68,756
		Wild Card Playoff	
01/22/12	Patriots	23-20 @ NE.	68,756
		AFC Championship	
01/20/13	Ravens	28-13 @ NE.	68,756
		AFC Championship	
01/10/15	Patriots	35-31 @ NE.	68,756
		Divisional Playoff	

NEW YORK JETS

HEAD COACH TODD BOWLES

Ravens Lead Regular Season Series, 8-1

Preseason Series Tied, 3-3



Preseason

08/08/97	Jets	39-29 @ NYJ.	23,067
08/16/98	Ravens	33-0 @ NYJ.	47,906
08/22/00	Ravens	10-0 Bal.	66,588
08/18/01	Jets	16-3 @ NYJ.	76,406
08/15/02	Jets	34-16 Bal.	67,681
08/24/09	Ravens	24-23 Bal.	70,335

Regular Season

11/02/97	Jets	19-16 @ NYJ OT	59,524
09/13/98	Ravens	24-10 @ NYJ.	70,063
12/24/00	Ravens	34-20 Bal.	69,184
11/14/04	Ravens	20-17 @ NYJ OT	77,826
10/02/05	Ravens	13-3 Bal.	70,479
09/16/07	Ravens	20-13 Bal.	71,246
09/13/10	Ravens	10-9 @ NYJ.	78,127
10/02/11	Ravens	34-17 Bal.	71,247
11/24/13	Ravens	19-3 Bal.	71,148

**BALTIMORE
RAVENS.COM**

RAVENS VS. AFC / NFC OPPONENTS

AFC WEST

DENVER BRONCOS HEAD COACH GARY KUBIAK



Regular Season Series, 5-5
Preseason Series, No Meetings

10/20/96	Broncos	45-34 @ Den.	70,453
09/30/01	Ravens	20-13 @ Den.	75,082
09/30/02	Ravens	34-23 Bal.	69,638
10/26/03	Ravens	26-6 Bal.	69,721
12/11/05	Broncos	12-10 @ Den.	75,651
10/09/06	Broncos	13-3 @ Den.	76,355
11/01/09	Ravens	30-7 Bal.	71,132
10/10/10	Ravens	31-17 Bal.	71,246
12/16/12	Broncos	34-17 Bal.	71,317
09/05/13	Broncos	49-27 @ Den.	76,977

Ravens Lead Postseason Series, 2-0

12/31/00	Ravens	21-3 Bal.	69,638
	Wild Card		
01/12/13	Ravens	38-35 @ Den. 2OT	76,732
	Divisional Playoff		

KANSAS CITY CHIEFS HEAD COACH ANDY REID



Regular Season Series Tied, 3-3
Ravens Lead Preseason Series, 1-0

Preseason

08/19/11	Ravens	31-13 Bal.	70,690
----------	--------	------------	--------

Regular Season

10/21/99	Chiefs	35-8 Bal.	68,771
09/28/03	Chiefs	17-10 Bal.	69,459
10/04/04	Chiefs	27-24 Bal.	69,827
12/10/06	Ravens	20-10 @ KC	77,232
09/13/09	Ravens	38-24 Bal.	71,099
10/07/12	Ravens	9-6 @ KC	68,803

Ravens Lead Postseason Series, 1-0

01/09/11	Ravens	30-7 @ KC	72,190
	Wild Card		

OAKLAND RAIDERS HEAD COACH JACK DEL RIO



Ravens Lead Regular Season Series, 6-1
Preseason Series, No Meetings

09/01/96	Ravens	19-14 Bal.	64,124
11/08/98	Ravens	13-10 Bal.	69,037
12/14/03	Raiders	20-12 @ Oak.	45,398
09/17/06	Ravens	28-6 Bal.	70,744
10/26/08	Ravens	29-10 Bal.	71,254
01/03/10	Ravens	21-13 @ Oak.	38,400
11/11/12	Ravens	55-20 Bal.	71,339

Ravens Lead Postseason Series, 1-0

01/14/01	Ravens	16-3 @ Oak.	62,784
	AFC Championship		

SAN DIEGO CHARGERS HEAD COACH MIKE MCCOY



Regular Season Series Tied, 5-5
Preseason Series, No Meetings

09/28/97	Chargers	21-17 @ SD	54,094
11/15/98	Chargers	14-13 @ SD	54,388
12/10/00	Ravens	24-3 Bal.	68,805
09/21/03	Ravens	24-10 @ SD	52,028
10/01/06	Ravens	16-13 Bal.	70,743
11/25/07	Chargers	32-14 @ SD	63,337
09/20/09	Ravens	31-26 @ SD	66,882
12/18/11	Chargers	34-14 @ SD	67,242
11/25/12	Ravens	16-13 @ SD OT	57,882
11/30/14	Chargers	34-33 Bal.	71,060

NFC NORTH

CHICAGO BEARS HEAD COACH JOHN FOX



Bears Lead Regular Season Series, 3-2
Ravens Lead Preseason Series, 1-0

Preseason

08/08/98	Ravens	19-14 @ Chi.	65,938
----------	--------	--------------	--------

Regular Season

12/20/98	Bears	24-3 @ Chi.	40,853
09/09/01	Ravens	17-6 Bal.	69,365
10/23/05	Bears	10-6 @ Chi.	62,102
12/20/09	Ravens	31-7 Bal.	71,011
11/17/13	Bears	23-20 @ Chi. OT	62,367

DETROIT LIONS HEAD COACH JIM CALDWELL



Ravens Lead Regular Season Series, 3-1
Ravens Lead Preseason Series, 2-1

Preseason

08/09/02	Ravens	12-6 Bal.	67,421
08/28/04	Ravens	17-6 Bal.	69,552
08/17/12	Lions	27-12 Bal.	70,567

Regular Season

12/27/98	Ravens	19-10 Bal.	68,045
10/09/05	Lions	35-17 @ Det.	61,201
12/13/09	Ravens	48-3 Bal.	70,673
12/16/13	Ravens	18-16 @ Det.	64,742

GREEN BAY PACKERS HEAD COACH MIKE MCCARTHY



Packers Lead Regular Season Series, 4-1
Packers Lead Preseason Series, 1-0

Preseason

08/17/96	Packers	17-15 Bal.	62,025
----------	---------	------------	--------

Regular Season

10/25/98	Packers	28-10 @ GB	59,860
----------	---------	------------	--------

RAVENS VS. NFC OPPONENTS

NFC NORTH (GB) CONT'D

10/14/01	Packers	31-23 @ GB	59,866
12/19/05	Ravens	48-3 Bal.	70,604
12/07/09	Packers	27-14 @ GB	70,286
10/13/13	Packers	19-17 Bal.	71,319

MINNESOTA VIKINGS HEAD COACH MIKE ZIMMER

Ravens Lead Regular Season Series, 3-2
Vikings Lead Preseason Series, 2-0



Preseason

08/25/06	Vikings	30-7 @ Min.	63,257
08/16/08	Vikings	23-15 Bal.	70,585

Regular Season

12/13/98	Vikings	38-28 Bal.	69,074
01/07/02	Ravens	19-3 Bal.	69,465
12/25/05	Ravens	30-23 Bal.	70,246
10/18/09	Vikings	33-31 @ Min.	63,689
12/08/13	Ravens	29-26 Bal.	70,921

NFC SOUTH

ATLANTA FALCONS HEAD COACH DAN QUINN

Ravens Lead Regular Season Series, 3-2
Ravens Lead Preseason Series, 7-3



Preseason

08/21/99	Ravens	19-6 @ Atl.	44,843
08/16/03	Ravens	13-10 @ Atl.	68,237
08/12/04	Ravens	24-0 Bal.	69,299
08/13/05	Falcons	16-3 @ Atl.	67,123
08/31/07	Falcons	13-10 @ Atl.	71,377
08/28/08	Falcons	10-9 Bal.	70,149
09/03/09	Ravens	20-3 @ Atl.	66,610
09/01/11	Ravens	21-7 @ Atl.	61,216
08/09/12	Ravens	31-17 @ Atl.	68,449
08/15/13	Ravens	27-23 Bal.	70,527

Regular Season

10/03/99	Ravens	19-13 OT @ Atl.	50,712
11/03/02	Falcons	20-17 @ Atl.	68,532
11/19/06	Ravens	24-10 Bal.	70,790
11/11/10	Falcons	26-21 @ Atl.	68,474
10/19/14	Ravens	29-7 Bal.	71,184



CAROLINA PANTHERS HEAD COACH RON RIVERA

Panthers Lead Regular Season Series, 3-2
Ravens Lead Preseason Series, 4-2



Preseason

08/28/99	Ravens	28-24 Bal.	66,247
08/18/00	Ravens	24-13 @ Car.	72,551
08/23/01	Panthers	20-17 Bal.	66,619
08/29/09	Ravens	17-13 @ Car.	71,045
08/12/10	Ravens	17-12 Bal.	70,579
08/22/13	Panthers	34-27 Bal.	70,554

Regular Season

12/15/96	Panthers	27-16 @ Car.	70,075
09/08/02	Panthers	10-7 @ Car.	70,386
10/15/06	Panthers	23-21 Bal.	70,762
11/21/10	Ravens	37-13 @ Car.	73,021
09/28/14	Ravens	38-10 Bal.	71,218

NEW ORLEANS SAINTS HEAD COACH SEAN PAYTON

Ravens Lead Regular Season Series, 5-1
Ravens Lead Preseason Series, 2-0



Preseason

08/26/05	Ravens	21-6 @ NO.	44,485
08/28/14	Ravens	22-13 @ NO.	73,004

Regular Season

09/29/96	Ravens	17-10 Bal.	61,063
12/19/99	Ravens	31-8 Bal.	67,597
12/08/02	Saints	37-25 Bal.	69,334
10/29/06	Ravens	35-22 @ NO.	69,152
12/19/10	Ravens	30-24 Bal.	71,432
11/24/14	Ravens	34-27 @ NO.	73,373

TAMPA BAY BUCCANEERS HEAD COACH LOVIE SMITH

Ravens Lead Regular Season Series, 3-2
Ravens Lead Preseason Series, 1-0



Preseason

08/08/13	Ravens	44-16 @ TB	47,599
----------	--------	------------	--------

Regular Season

12/29/01	Bucs	22-10 @ TB	65,619
09/15/02	Bucs	25-0 Bal.	69,304
09/10/06	Ravens	27-0 @ TB	65,087
11/28/10	Ravens	17-10 Bal.	70,989
10/12/14	Ravens	48-17 @ TB	60,041

RAVENS VS. NFC OPPONENTS

NFC EAST

DALLAS COWBOYS HEAD COACH JASON GARRETT

Ravens Lead Regular Season Series, 4-0
Ravens Lead Preseason Series, 1-0



Preseason			
08/16/14	Ravens	37-30 @ Dal.	77,624
Regular Season			
11/19/00	Ravens	27-0 Bal.	69,416
11/21/04	Ravens	30-10 Bal.	69,924
12/20/08	Ravens	33-24 @ Dal.	63,800
10/14/12	Ravens	31-29 Bal.	71,384

NEW YORK GIANTS HEAD COACH TOM COUGHLIN

Ravens Lead Regular Season Series, 3-1
Ravens Lead Preseason Series, 7-5



Preseason			
08/10/96	Ravens	37-27 @ NYG	39,799
08/02/97	Giants	21-20 Bal.	53,268
08/28/98	Ravens	14-6 @ NYG	48,754
09/03/99	Ravens	28-24 Bal.	60,092
08/25/00	Ravens	24-17 @ NYG	76,527
08/31/01	Ravens	38-9 Bal.	66,197
08/29/02	Giants	13-0 @ NYG	76,572
08/28/03	Giants	30-24 Bal.	68,169
09/02/04	Ravens	27-17 @ NYG	75,498
08/11/06	Giants	17-16 Bal.	70,249
08/19/07	Giants	13-12 Bal.	70,754
08/28/10	Ravens	24-10 Bal.	70,742

Regular Season			
09/14/97	Ravens	24-23 @ NYG	69,768
12/12/04	Ravens	37-14 Bal.	69,856
11/16/08	Giants	30-10 @ NYG	78,849
12/23/12	Ravens	33-14 Bal.	71,470

Ravens Lead Postseason Series, 1-0
01/28/01 Ravens 34-7 @ NYG 71,921
Super Bowl XXXV (Tampa, FL)

PHILADELPHIA EAGLES HEAD COACH CHIP KELLY

Eagles Lead Regular Season Series, 2-1-1
Ravens Lead Preseason Series, 7-4



Preseason			
08/03/96	Ravens	17-9 Bal.	63,804
08/16/97	Eagles	24-13 @ Phi.	60,939
08/24/98	Ravens	23-6 Bal.	65,970
08/12/99	Ravens	10-7 @ Phi.	43,552
08/05/00	Ravens	16-13 Bal.	65,459
08/13/01	Game Cancelled / Field Conditions		
08/23/02	Ravens	13-12 Bal.	58,443
08/20/04	Eagles	26-17 @ Phi.	67,218

08/20/05	Eagles	20-14 Bal.	70,303
08/17/06	Ravens	20-10 Bal.	70,255
08/13/07	Ravens	29-3 Bal.	72,994
08/11/11	Eagles	13-6 @ Phi.	69,144

Regular Season			
11/16/97	Tie	10-10 Bal. OT	63,546
10/31/04	Eagles	15-10 @ Phi.	67,715
11/23/08	Ravens	36-7 Bal.	71,379
09/16/12	Eagles	24-23 @ Phi.	69,144

WASHINGTON REDSKINS HEAD COACH JAY GRUDEN

Ravens Lead Regular Season Series, 3-2
Ravens Lead Preseason Series, 6-2



Preseason			
08/23/03	Redskins	24-3 @ Was.	70,460
09/01/05	Ravens	26-20 Bal. OT	69,885
08/31/06	Ravens	17-10 @ Was.	60,326
08/25/07*	Redskins	13-7 @ Was.	60,080
08/13/09	Ravens	23-0 Bal.	70,723
08/21/10	Ravens	23-3 @ Was.	72,994
08/25/11	Ravens	34-31 Bal.	70,631
08/23/14	Ravens	23-17 Bal.	70,876

*Game Terminated (3rd Qtr. / Weather Conditions)

Regular Season			
10/26/97	Ravens	20-17 @ Was.	75,067
10/15/00	Redskins	10-3 @ Was.	83,252
10/10/04	Ravens	17-10 @ Was.	90,287
12/07/08	Ravens	24-10 Bal.	71,438
12/09/12	Redskins	31-28 @ Was. OT	81,178



In 28 career games vs. the NFC, QB Joe Flacco has completed 61.3% of his passes for 6,796 yards, 50 TDs and 19 INTs (93.7 rating). Flacco is 19-9 vs. the NFC during his career (2008-14).

RAVENS VS. NFC OPPONENTS

NFC WEST

ARIZONA CARDINALS HEAD COACH BRUCE ARIANS

Ravens Lead Regular Season Series, 4-1
Preseason Series, No Meetings



11/28/97	Cardinals	16-13 Bal.	53,976
12/17/00	Ravens	13-7 @ Ari.	37,452
10/12/03	Ravens	26-18 @ Ari.	24,193
09/23/07	Ravens	26-23 Bal.	71,372
10/30/11	Ravens	30-27 Bal.	71,022

ST. LOUIS RAMS HEAD COACH JEFF FISHER

Ravens Lead Regular Season Series, 3-2
Rams Lead Preseason Series, 4-0



Preseason

08/23/08	Rams	24-10 @ STL	60,862
09/02/10	Rams	27-21 @ STL	42,327
08/30/12	Rams	31-17 @ STL	53,371
08/29/13	Rams	24-21 @ STL	53,364

Regular Season

10/27/96	Ravens	37-31 Bal. OT	60,256
09/12/99	Rams	27-10 @ STL	62,100
11/09/03	Rams	33-22 @ STL	66,085
10/14/07	Ravens	22-3 Bal.	71,175
09/25/11	Ravens	37-7 @ STL	56,289

SAN FRANCISCO 49ERS HEAD COACH JIM TOMSULA

Ravens Lead Regular Season Series, 3-1
Ravens Lead Preseason Series, 1-0



Preseason

08/07/14	Ravens	23-3 Bal.	70,529
----------	--------	-----------	--------

Regular Season

11/17/96	49ers	38-20 @ SF	51,596
11/30/03	Ravens	44-6 Bal.	69,549
10/07/07	Ravens	9-7 @ SF	67,885
11/24/11	Ravens	16-6 Bal.	71,345

Ravens Lead Postseason Series, 1-0

02/03/13	Ravens	34-31 vs. SF	71,024
----------	--------	--------------	--------

Super Bowl XLVII (New Orleans, LA)

SEATTLE SEAHAWKS HEAD COACH PETE CARROLL

Regular Season Series Tied, 2-2
Preseason Series, No Meetings



12/07/97	Ravens	31-24 Bal.	54,395
11/23/03	Ravens	44-41 Bal. OT	69,477
12/23/07	Seahawks	27-6 @ Sea.	68,164
11/13/11	Seahawks	22-17 @ Sea.	66,522

SUCCESS VS. THE NFC



Entering 2015, the Ravens have won six-straight games vs. NFC opponents. Under head coach John Harbaugh, Baltimore is 19-9 (.679) in games vs. the "other" conference, ranking as the second-best such mark by an AFC team since his 2008 head coaching arrival. (Amazingly, three AFC North teams rank in the Top 4 on this chart.)

AFC'S BEST RECORDS VS. THE NFC (2008-14)

Rk.	Team	Record	Pct.
1.	New England Patriots	21-7	.750
2.	Baltimore Ravens	19-9	.679
3.	Cincinnati Bengals	17-9	.643
	Pittsburgh Steelers	18-10	.643
5.	Denver Broncos	17-11	.607

1996 STATISTICS

RESULTS AND ATTENDANCE

WON 4, LOST 12

09/01	W	19-14	Oakland	64,124
09/08	L	17-31	at Pittsburgh	57,241
09/15	L	13-29	at Houston	20,082
09/22			Bye Week	
09/29	W	17-10	New Orleans	61,063
10/06	L	38-46	New England	63,569
10/13	L	21-26	at Indianapolis	56,978
10/20	L	34-45	at Denver	70,453
10/27	W	37-31 (OT)	St. Louis	60,256
11/03	L	21-24	Cincinnati	60,743
11/10	L	27-30	at Jacksonville	64,628
11/17	L	20-38	at San Francisco	51,596
11/24	L	25-28 (OT)	Jacksonville	57,384
12/01	W	31-17	Pittsburgh	51,822
12/08	L	14-21	at Cincinnati	43,022
12/15	L	16-27	at Carolina	70,075
12/22	L	21-24	Houston	52,704

TEAM STATISTICS

	RAVENS	OPPONENT
TOTAL FIRST DOWNS	338	351
Rushing	108	115
Passing	208	213
Penalty	22	23
3rd Down: Made/Att	88/201	108/224
3rd Down Pct.	43.8	48.2
4th Down: Made/Att	4/10	7/13
4th Down Pct.	40.0	53.8
TOTAL NET YARDS	5723	5889
Avg. Per Game	357.7	368.1
Total Plays	1024	1075
Avg. Per Play	5.6	5.5
NET YARDS RUSHING	1745	1920
Avg. Per Game	109.1	120.0
Total Rushes	416	508
NET YARDS PASSING	3978	3969
Avg. Per Game	248.6	248.1
Sacked/Yards Lost	38/296	30/146
Gross Yards	4274	4115
Att./Completions	570/335	537/350
Completion Pct.	58.8	65.2
Had Intercepted	20	15
PUNTS/AVERAGE	69/43.2	68/42.4
NET PUNTING AVG.	37.8	35.6
PENALTIES/YARDS	94/818	104/744
FUMBLES/BALL LOST	23/13	23/7
TOUCHDOWNS	45	50
Rushing	10	18
Passing	34	27
Returns	1	5

SCORE BY PERIODS

	1	2	3	4	OT	PTS
RAVENS	70	129	64	102	6	371
Opponents	88	128	92	130	3	441

SCORING

	R	P	KR	DR	PAT	FG	2R	2P	S	TP
Stover	0	0	0	0	34/35	19/25	0	0	0	91
Jackson	0	14	0	0	0/0	0/0	0	2	0	88
Alexander	0	9	0	0	0/0	0/0	0	1	0	56
Byner	4	1	0	0	0/0	0/0	0	0	0	30
Morris	4	1	0	0	0/0	0/0	0	0	0	30
Testaverde	2	0	0	0	0/0	0/0	1	0	0	14
Turner	0	2	0	0	0/0	0/0	0	0	0	12
Arvie	0	1	0	0	0/0	0/0	0	0	0	6
Caldwell	0	0	0	1	0/0	0/0	0	0	0	6
Green	0	1	0	0	0/0	0/0	0	0	0	6
Jones	0	1	0	0	0/0	0/0	0	0	0	6
Kinchen	0	1	0	0	0/0	0/0	0	0	0	6
Lewis	0	1	0	0	0/0	0/0	0	0	0	6
Ogden	0	1	0	0	0/0	0/0	0	0	0	6
Williams	0	1	0	0	0/0	0/0	0	0	0	6
Gardner	0	0	0	0	0/0	0/0	1	0	0	2
RAVENS	10	34	0	1	34/35	19/25	2	3	0	371
Opponents	18	27	0	5	41/41	28/31	3	4	1	441

2-PT. CONVERSIONS: RAVENS 5-9; Opponents 7-9

SACKS: Caldwell 4.5, Pleasant 4.0, Croel 3.0, Burnett 3.0, Williams 3.0, Thompson 3.0, Goad 3.0, Lewis 2.5, Fortune 1.0, Jones 1.0, Lyle 1.0, Brady 0.5, Footman 0.5, **RAVENS 30.0; Opponents: 38.0**

PASSING	ATT	COMP	YARDS	COMP%	YDS/ATT	TD	TD%	INT	INT%	LG	SACK/LOST	RATING
Testaverde	549	325	4177	59.2	7.61	33	6.0	19	3.5	86t	34/270	88.7
Zeier	21	10	97	47.6	4.62	1	4.8	1	4.8	15	4/26	57.0
RAVENS	570	335	4274	58.8	7.50	34	6.0	20	3.5	86t	38/296	87.6
Opponents	537	350	4115	65.2	7.66	27	5.0	15	2.8	55	30/146	93.4

RUSHING

	NO	YDS	AVG	LG	TD
Morris	172	737	4.3	19	4
Byner	159	634	4.0	42	4
Testaverde	34	188	5.5	22	2
Gardner	26	108	4.2	19	0
Hoard	15	61	4.1	10	0
Turner	2	12	6.0	6	0
Zeier	2	8	4.0	5	0
Hunter	1	0	0.0	0	0
Montgomery	1	0	0.0	0	0
Alexander	3	0	0.0	12	0
Lewis	1	-3	-3.0	-3	0
RAVENS	416	1745	4.2	42	10
Opponents	508	1920	3.8	71t	18

RECEIVING

	NO	YDS	AVG	LG	TD
Jackson	76	1201	15.8	86t	14
Alexander	62	1099	17.7	64t	9
Kinchen	55	581	10.6	29	1
Turner	38	461	12.1	27t	2
Byner	30	270	9.0	40	1
Morris	25	242	9.7	52t	1
Green	15	150	10.0	23	1
Williams	13	85	6.5	19	1
Gardner	7	28	4.0	7	0
Lewis	5	78	15.6	24	1
Ethridge	2	24	12.0	15	0
Bishop	2	22	11.0	13	0
Hunter	1	25	25.0	25	0
Hoard	1	4	4.0	4	0
Jones	1	2	2.0	2t	1
Ogden	1	1	1.0	1t	1
Arvie	1	1	1.0	1t	1
RAVENS	335	4274	12.8	86t	34
Opponents	350	4115	11.8	55	27

INTERCEPTIONS

	NO	YDS	AVG	LG	TD
Langham	5	59	11.8	28	0
Turner	5	1	0.2	1	0
Caldwell	1	45	45.0	45t	1
Adams	1	16	16.0	16	0
Croel	1	16	16.0	16	0
Moore	1	10	10.0	10	0
Lewis	1	0	0.0	0	0
RAVENS	15	147	9.8	45t	1
Opponents	20	349	17.5	68t	3

PUNTING

	NO	YDS	AVG	TB	IN	LG	BLK
Montgomery	68	2980	43.8	5	23	67	1
Team	1	0	0.0	0	0	0	0
RAVENS	69	2980	43.2	5	23	67	1
Opponents	68	2881	42.4	5	27	64	0

PUNT RETURNS

	RET	FC	YDS	AVG	LG	TD
Lewis	36	13	339	9.4	46	0
Alexander	1	0	15	15.0	15	0
Ethridge	1	0	3	3.0	3	0
Hunter	0	1	0	-	0	0
RAVENS	38	14	357	9.4	46	0
Opponents	27	14	273	10.1	47	0

KICKOFF RETURNS

	NO	YDS	AVG	LG	TD
Lewis	41	883	21.5	44	0
Baldwin	20	405	20.3	34	0
Hunter	9	178	19.8	29	0
Ethridge	8	171	21.4	29	0
Byner	4	61	15.3	19	0
Kinchen	1	19	19.0	19	0
Alexander	1	13	13.0	13	0
Morris	1	3	3.0	3	0
Isaia	1	2	2.0	2	0
Frederick	0	-1	0.0	-1	0
RAVENS	86	1734	20.2	44	0
Opponents	70	1402	20.0	51	0

FIELD GOALS

	1-19	20-29	30-39	40-49	50+
Stover	0/0	8/8	5/6	5/10	1/1
RAVENS	0/0	8/8	5/6	5/10	1/1
Opponents	0/0	11/11	10/11	5/7	2/2

Stover: (25,37); (29); (); (38,48SH,49WL); (); (45,33); (43WL,50,32WL); (); (21,21); (43,25); (21,29,41,33,49WR); (40); (45SH); (37,46,25); ()

Opponents: (); (35); (41,44); (23,38WL); (22,35,50); (27,30); (34); (50,38,36); (41,49,34); (23,33,24); (27); (29,41WL,34); (22); (49SH,23,26); (29,44); (37)



1996 STATISTICS

DEFENSIVE

PLAYER	FROM COACHES VIDEO									
	TT	SOLO	AS	SACKS	YDS	PD	FR	FF	INT	
Lewis, Ray	142	104	38	2.5	8.5	6	0	0	1	
Turner, Eric	112	80	32	0.0	0.0	15	0	0	5	
Moore, Stevon	108	78	30	0.0	0.0	5	1	0	1	
Croel, Mike	81	56	25	3.0	11.0	1	0	2	1	
Caldwell, Mike	76	49	27	4.5	35.5	3	0	1	1	
Brady, Donny	66	53	13	0.5	4.5	10	1	0	0	
Jones, James	59	37	22	1.0	5.0	3	0	1	0	
Langham, Antonio	47	39	8	0.0	0.0	21	0	0	0	5
Goganious, Keith	47	33	14	0.0	0.0	0	0	0	0	0
Sutter, Ed	46	25	21	0.0	0.0	2	0	0	0	0
Williams, Jerrol	43	30	13	3.0	8.0	0	1	2	0	0
Goad, Tim	42	29	13	3.0	19.0	1	0	0	0	0
Frederick, Mike	37	23	14	0.0	0.0	1	0	0	0	0
Pleasant, Anthony	33	28	5	4.0	23.0	1	1	0	0	0
Footman, Dan	32	22	10	0.5	1.5	1	0	2	0	0
Adams, Vashone	29	23	6	0.0	0.0	4	0	0	1	0
Burnett, Rob	29	20	9	3.0	17.0	0	0	1	0	0
Jenkins, Deron	24	19	5	0.0	0.0	2	1	1	0	0
Booth, Issac	18	15	3	0.0	0.0	6	0	0	0	0
Fortune, Elliott	16	11	5	1.0	4.0	0	0	0	0	0
Thompson, Bennie	15	10	5	3.0	5.0	2	0	0	0	0
Lyle, Rick	12	7	5	1.0	4.0	0	0	0	0	0
Brew, Dorian	4	4	0	0.0	0.0	0	0	0	0	0
Turner, Floyd	0	0	0	0.0	0.0	0	0	1	0	0
Powell, Craig	0	0	0	0.0	0.0	0	0	0	0	0

SPECIAL TEAMS

PLAYER	FROM COACHES VIDEO					
	TT	SOLO	AS	FR	FF	BK
Thompson, Bennie	15	10	5	0	0	0
Gardner, Carwell	13	8	5	0	0	0
Sutter, Ed	11	8	3	1	0	0
Adams, Vashone	11	6	5	0	0	0
Jenkins, Deron	10	7	3	0	2	0
Goganious, Keith	10	6	4	0	0	0
Powell, Craig	8	7	1	0	0	0
Langham, Antonio	7	4	3	0	1	0
Clark, Sedric	6	5	1	0	0	0
Kinchen, Brian	6	3	3	0	0	0
Booth, Issac	5	4	1	0	0	0
Daniels, Dexter	5	3	2	0	0	0
Williams, Jerrol	5	2	3	0	0	0
Byner, Earnest	4	4	0	0	0	0
Dowden, Corey	4	2	2	0	0	0
Brady, Donny	3	3	0	0	0	0
Brew, Dorian	3	2	1	0	0	0
Ethridge, Ray	2	2	0	1	0	0
Lewis, Jermaine	2	2	0	0	0	0
Baldwin, Randy	2	2	0	0	0	0
Hartley, Frank	2	1	1	0	0	0
Stover, Matt	1	1	0	0	0	0
Lewis, Ray	1	1	0	0	0	0
Moore, Stevon	1	0	1	0	0	0

TOP THREE

SOLO	SACKS	FF	FR	PD
104 Ray Lewis	4.5 Mike Caldwell	2 Mike Croel	1 5 players tied	21 Antonio Langham
80 Eric Turner	4 Anthony Pleasant	2 Dan Footman		15 Eric Turner
78 Stevon Moore	5 3 players tied	2 Jerrol Williams		10 Donny Brady

USUAL STARTERS

OFFENSE		DEFENSE	
WR1 81 Michael Jackson	LDE 90 Rob Burnett	NT 97 James Jones	
WR2 82 Derrick Alexander	NT 97 James Jones	RDE 99 Anthony Pleasant	
LT 66 Tony Jones	RDE 99 Anthony Pleasant	LOLB 51 Mike Croel	
LG 75 Jonathan Ogden	LOLB 51 Mike Croel	LILB 52 Ray Lewis	
C 61 Steve Everitt	LILB 52 Ray Lewis	RILB 56 Mike Caldwell	
63 Wally Williams	RILB 56 Mike Caldwell	ROLB 57 Jerrol Williams	
RG 69 Jeff Blackshear	ROLB 57 Jerrol Williams	50 Keith Goganious	
63 Wally Williams	50 Keith Goganious	LCB 38 Antonio Langham	
RT 77 Orlando Brown	LCB 38 Antonio Langham	RCB 24 Donny Brady	
TE 88 Brian Kinchen	RCB 24 Donny Brady	SS 27 Stevon Moore	
QB 12 Vinny Testaverde	SS 27 Stevon Moore	FS 29 Eric Turner	
RB 33 Bam Morris	FS 29 Eric Turner		
21 Earnest Byner			
FB 35 Carwell Gardner			

COACHES

Ted Marchibroda, Head Coach; **Kirk Ferentz**, Assistant Head Coach
 Offense; **Marvin Lewis**, Defensive Coordinator; **Maxie Baughan**,
 Linebackers; **Jacob Burney**, Defensive Line; **Pat Hill**, Tight Ends/
 Offensive Line; **Al Lavan**, Running Backs; **Scott O'Brien**, Special
 Teams; **Alvin Reynolds**, Secondary; **Mike Sheppard**, Wide Receivers;
Jerry Simmons, Strength and Conditioning; **Don Strook**, Quarterbacks;
Eric Mangini, Quality Control/Offense; **Jim Schwartz**, Quality Control/
 Defense; **John Settle**, Quality Control/Special Teams

RAVENS HONOR ROLL

Pro Bowl: S Eric Turner (2nd alternate, started); QB Vinny Testaverde (3rd QB)
All-Pro: LG Jonathan Ogden (SI, The Dallas Morning News)
Ravens Roost Unsung Hero: RB Earnest Byner
Ravens Roost Extra Effort Award: TE Brian Kinchen
Ed Block Courage Award: DE Anthony Pleasant

SEASON TRENDS

Record	4-12	Trailing at Halftime	2-8
vs. AFC Central	1-7	Leading After 3 Quarters	2-4
vs. AFC	2-10	Trailing After 3 Quarters	2-8
vs. NFC	2-2	Winning Coin Toss	2-6
Home	4-4	Losing Coin Toss	2-6
Away	0-8	Decided by 7 Points or Less	3-6
On Grass	4-8	Decided by 3 Points or Less	0-4
Artificial Turf	0-4	When Scoring First	3-5
Outdoors	4-10	When Not Scoring First	1-7
Indoors	0-2	Overtime	1-1
Leading at Halftime	2-4	Preseason	3-1



1997 STATISTICS

RESULTS AND ATTENDANCE

WON 6, LOST 9, TIED 1

08/31	L	27-28	Jacksonville	61,018
09/07	W	23-10	Cincinnati	52,968
09/14	W	24-23	at New York	69,768
09/21	W	36-10	at Tennessee	17,737
09/28	L	17-21	at San Diego	54,094
10/05	L	34-42	Pittsburgh	64,421
10/12			Bye Week	
10/19	L	13-24	Miami	64,354
10/26	W	20-17	at Washington	75,067
11/02	L	16-19 (OT)	at New York Jets	77,716
11/09	L	0-37	at Pittsburgh	56,669
11/16	T	10-10 (OT)	Philadelphia	63,546
11/23	L	13-16	Arizona	53,976
11/30	L	27-29	at Jacksonville	63,712
12/07	W	31-24	Seattle	54,395
12/14	W	21-19	Tennessee	60,558
12/21	L	14-16	at Cincinnati	50,917

TEAM STATISTICS

	RAVENS	OPPONENT
TOTAL FIRST DOWNS	292	306
Rushing	99	101
Passing	176	180
Penalty	17	25
3rd Down: Made/Att	82/227	94/233
3rd Down Pct.	36.1	40.3
4th Down: Made/Att	12/21	7/14
4th Down Pct.	57.1	50.0
TOTAL NET YARDS	5291	5363
Avg. Per Game	330.7	335.2
Total Plays	1043	1068
Avg. Per Play	5.1	5.0
NET YARDS RUSHING	1589	1690
Avg. Per Game	99.3	105.6
Total Rushes	420	470
NET YARDS PASSING	3702	3673
Avg. Per Game	231.4	229.6
Sacked/Yards Lost	37/227	42/293
Gross Yards	3929	3966
Att./Completions	586/338	556/332
Completion Pct.	57.7	59.7
Had Intercepted	16	17
PUNTS/AVERAGE	83/42.7	82/44.0
NET PUNTING AVG.	36.6	35.5
PENALTIES/YARDS	101/777	106/822
FUMBLES/BALL LOST	37/17	23/11
TOUCHDOWNS	35	39
Rushing	7	17
Passing	25	20
Returns	3	2

SCORE BY PERIODS

	1	2	3	4	OT	PTS
RAVENS	67	98	58	103	0	326
Opponents	89	92	81	80	3	345

SCORING

	R	P	KR	DR	PAT	FG	2R	2P	S	TP
Stover	0	0	0	0	32/32	26/34	0	0	0	110
Alexander	0	9	0	0	0/0	0/0	0	0	0	54
Lewis	0	6	2	0	0/0	0/0	0	0	0	48
Green	0	5	0	0	0/0	0/0	0	0	0	30
Jackson	0	4	0	0	0/0	0/0	0	1	0	26
Morris	4	0	0	0	0/0	0/0	0	0	0	24
Graham	2	0	0	0	0/0	0/0	0	0	0	12
Cotton	1	0	0	0	0/0	0/0	0	0	0	6
Kinchen	0	1	0	0	0/0	0/0	0	0	0	6
Langham	0	0	0	1	0/0	0/0	0	0	0	6
Byner	0	0	0	0	0/0	0/0	0	1	0	2
Team Stat	0	0	0	0	0/0	0/0	0	0	1	2
RAVENS	7	25	2	1	32/32	26/34	0	2	1	326
Opponents	17	20	1	1	33/35	24/34	1	1	1	345

2-PT. CONVERSIONS: RAVENS 2-3; OPPONENTS 2-4

SACKS: Boulware 11.5, McCrary 9.0, Jones 6.0, Burnett 4.0, Lewis 4.0, Sharper 3.0, Washington 2.0, Herring 1.0, Langham 1.0, Brown 0.5
RAVENS 42.0; Opponents: 37.0

PASSING

	ATT	COMP	YARDS	COMP%	YDS/ATT	TD	TD%	INT	INT%	LG	SACK/LOST	RATING
Testaverde	470	271	2971	57.7	6.32	18	3.8	15	3.2	54t	20/129	75.9
Zeier	116	67	958	57.8	8.26	7	6.0	1	0.9	92	17/98	101.1
RAVENS	586	338	3929	57.7	6.70	25	4.3	16	2.7	92	37/227	80.9
Opponents	556	332	3966	59.7	7.13	20	3.6	17	3.1	77t	42/293	80.8

RUSHING

	NO	YDS	AVG	LG	TD
Morris	204	774	3.8	25	4
Byner	84	313	3.7	19	0
Graham	81	299	3.7	19	2
Testaverde	34	138	4.1	16	0
Lewis	3	35	11.7	24	0
Zeier	10	17	1.7	12	0
Montgomery	1	11	11.0	11	0
Cotton	2	2	1.0	1t	1
Alexander	1	0	0.0	0	0
RAVENS	420	1589	3.8	25	7
Opponents	470	1690	3.6	74t	17

RECEIVING

	NO	YDS	AVG	LG	TD
Jackson	69	918	13.3	54t	4
Alexander	65	1009	15.5	92	9
Green	65	601	9.2	37t	5
Lewis	42	648	15.4	42t	6
Morris	29	176	6.1	15	0
Byner	21	128	6.1	17	0
Yarborough	16	183	11.4	26	0
Graham	12	51	4.3	19	0
Kinchen	11	95	8.6	24t	1
Roe	7	124	17.7	29	0
Testaverde	1	-4	-4.0	-4	0
RAVENS	338	3929	11.6	92	25
Opponents	332	3966	11.9	77	20

INTERCEPTIONS

	NO	YDS	AVG	LG	TD
Moore	4	56	14.0	38	0
Daniel	3	60	20.0	43	0
Langham	3	40	13.3	40t	1
Staten	2	12	6.0	9	0
Brown	1	21	21.0	21	0
Lewis	1	18	18.0	18	0
Jones	1	15	15.0	15	0
Jenkins	1	15	15.0	15	0
Sharper	1	4	4.0	0	0
RAVENS	17	241	14.2	43	1
Opponents	16	118	7.4	42	0

PUNTING

	NO	YDS	AVG	TB	IN	LG	BLK
Montgomery	83	3540	42.7	2	24	60	0
RAVENS	83	3540	42.7	2	24	60	0
Opponents	82	3611	44.0	7	24	63	0

PUNT RETURNS

	RET	FC	YDS	AVG	LG	TD
Lewis	28	13	437	15.6	89t	2
Roe	8	0	72	9.0	14	0
Ethridge	5	1	21	4.2	16	0
Alexander	1	0	34	34.0	34	0
RAVENS	42	14	564	13.4	89t	2
Opponents	53	11	460	8.7	60	0

KICKOFF RETURNS

	NO	YDS	AVG	LG	TD
Lewis	41	905	22.1	51	0
Roe	9	189	21.0	33	0
Graham	6	115	19.2	24	0
Brew	5	88	17.6	24	0
Singleton	4	64	16.0	19	0
Ethridge	2	37	18.5	22	0
Morris	1	23	23.0	23	0
Holmes	1	14	14.0	14	0
McCloud	1	0	0.0	0	0
Byner	1	0	0.0	0	0
RAVENS	71	1435	20.2	51	0
Opponents	59	1323	22.4	97t	0

FIELD GOALS

	1-19	20-29	30-39	40-49	50+
Stover	0/0	8/9	12/12	6/11	0/2
RAVENS	0/0	8/9	12/12	6/11	0/2
Opponents	0/0	10/10	6/6	7/16	1/2

Stover: (33,25);(37,32,41);(37);(38,46WL,42,49,34,36); (47,35,28);(34); (38,23);(48SH,34,28);(41,22,24);();(23,53WR);(46,34);();(24,45WR,42 WR);(50BL,27BL); (44WR)

Opponents: (43WL);(46,51WL,43WL,46BL);(41WR,27,41WR);(45, 41WR); (49WL);();(23);(26);(47WR,28,33,31,37);(52,22,39);(33,40 WL);(22,27,43); (41,42,31,29,22); (); (25,40); (44)



1997 STATISTICS

DEFENSIVE

PLAYER	FROM COACHES VIDEO								
	TT	SOLO	AS	SACKS	YDS	PD	FR	FF	INT
Lewis, Ray	210	163	47	4.0	27.0	9	0	1	1
Moore, Stevon	86	63	23	0.0	0.0	9	0	2	4
McCrary, Micheal	80	59	21	9.0	70.5	2	2	0	0
Sharper, Jamie	79	57	22	3.0	24.0	3	0	1	1
Jones, James	75	50	25	6.0	44.0	1	1	3	0
Boulware, Peter	66	42	24	11.5	70.5	0	0	1	0
Burnett, Rob	59	40	19	4.0	36.0	1	1	1	0
Langham, Antonio	51	41	10	1.0	0.0	14	0	1	3
Herring, Kim	51	34	17	1.0	4.0	1	0	1	0
Jenkins, DeRon	44	40	4	0.0	0.0	7	1	0	1
Siragusa, Tony	44	30	14	0.0	0.0	2	1	0	0
Jones, Rondell	40	32	8	0.0	0.0	4	1	0	1
Webster, Larry	34	25	9	0.0	0.0	0	0	0	0
Brady, Donny	33	29	4	0.0	0.0	7	1	0	0
Staten, Ralph	30	22	8	0.0	0.0	6	0	0	2
Washington, Keith	24	17	7	2.0	16.0	1	0	1	0
Brown, Cornell	17	12	5	0.5	1.0	2	0	2	1
Daniel, Eugene	17	9	8	0.0	0.0	7	0	0	3
Frederick, Mike	10	8	2	0.0	0.0	1	1	0	0
McCloud, Tyrus	9	5	4	0.0	0.0	1	0	0	0
Ward, Chris	3	3	0	0.0	0.0	0	0	0	0
Thompson, Bennie	3	3	0	0.0	0.0	1	0	0	0
Brew, Dorian	3	2	1	0.0	0.0	0	0	0	0
Williams, John	2	2	0	0.0	0.0	2	0	0	0
Taylor, Leland	1	0	1	0.0	0.0	0	0	0	0

SPECIAL TEAMS

PLAYER	FROM COACHES VIDEO					BK
	TT	SOLO	AS	FR	FF	
Brady, Donny	19	17	2	0	0	0
Thompson, Bennie	18	18	0	2	1	0
Herring, Kim	10	9	1	1	0	0
Vinson, Tony	9	9	0	0	0	0
McCloud, Tyrus	9	7	2	1	0	0
Brown, Cornell	8	8	0	0	0	0
Williams, John	7	7	0	0	0	0
Washington, Keith	5	5	0	0	0	0
Jenkins, DeRon	5	4	1	0	0	0
Kinchen, Brian	4	3	1	0	1	0
Moore, Stevon	3	3	0	0	0	0
Byner, Earnest	2	2	0	2	0	0
Graham, Jay	2	2	0	1	0	0
Sharper, Jamie	2	2	0	0	0	0
Langham, Antonio	2	2	0	0	0	0
Holmes, Priest	2	2	0	0	0	0
Jones, Rondell	2	1	1	0	0	1
Brew, Dorian	1	1	0	0	0	0
Peters, Tyrell	1	1	0	0	0	0
Montgomery, Greg	1	1	0	0	0	0
Ethridge, Ray	1	1	0	0	0	0
Stover, Matt	1	1	0	0	0	0
Cotton, Kenyon	1	0	1	0	0	0
Staten, Ralph	1	0	1	0	0	0
Ofoedile, A.J.	1	0	1	0	0	0
Burnett, Rob	0	0	0	0	0	1

TOP THREE

SOLO	SACKS	FF	FR	PD
163 Ray Lewis	11.5 Peter Boulware	3 James Jones	2 Michael McCrary	14 Antonio Langham
63 Stevon Moore	9.0 Michael McCrary	2 Cornell Brown	1 7 players tied	9 Ray Lewis
59 Michael McCrary	6.0 James Jones	2 Stevon Moore		9 Stevon Moore

USUAL STARTERS

OFFENSE	DEFENSE
WR1 81 Michael Jackson	LDE 90 Rob Burnett
WR2 82 Derrick Alexander	LDT 97 James Jones
LT 75 Jonathan Ogden	RDT 98 Tony Siragusa
LG 65 Ben Cavit	RDE 99 Michael McCrary
62 Leo Goeas	LLB 58 Peter Boulware
C 63 Wally Williams	MLB 52 Ray Lewis
67 Quentin Neujahr	RLB 55 Jamie Sharper
RG 69 Jeff Blackshear	LCB 38 Antonio Langham
RT 77 Orlando Brown	RCB 25 DeRon Jenkins
TE 86 Eric Green	30 Eugene Daniel
QB 12 Vinny Testaverde	SS 27 Stevon Moore
WR3 84 Jermaine Lewis	FS 31 Rondell Jones
RB 33 Bam Morris	20 Kim Herring

COACHES

Ted Marchibroda, Head Coach; **Kirk Ferentz**, Assistant Head Coach-Offense; **Marvin Lewis**, Defensive Coordinator; **Maxie Baughan**, Linebackers; **Jacob Burney**, Defensive Line; **Al Lavan**, Running Backs; **Scott O'Brien**, Special Teams; **Alvin Reynolds**, Secondary; **Richard Mann**, Wide Receivers; **Jerry Simmons**, Strength and Conditioning; **Don Strook**, Quarterbacks; **Ken Whisenhunt**, Tight Ends; **Lester Erb**, Quality Control/Offense; **Jim Schwartz**, Quality Control/Defense; **John Settle**, Quality Control/Special Teams

RAVENS HONOR ROLL

NFL Defensive Rookie of the Year: LB Peter Boulware
Pro Bowl: OT Jonathan Ogden (starter), Ray Lewis (1st alternate, played in game)
All-Pro: OT Jonathan Ogden (SI, TSN, PFW, CPFW, FD), LB Ray Lewis (SI, CPFW)
Ravens Roost Unsung Hero: S Stevon Moore
Ravens Roost Extra Effort Award: S Bennie Thompson
Ed Block Courage Award: OL Wally Williams

SEASON TRENDS

Record	6-9-1	Leading After 3 Quarters	4-3-1
vs. AFC Central	3-5	Trailing After 3 Quarters	1-6
vs. AFC	4-8	Winning Coin Toss	2-4
vs. NFC	2-1-1	Losing Coin Toss	4-5-1
Home	3-4-1	Decided by 8 Points or less	4-7
Away	3-5	Decided by 3 Points or less	3-5-1
On Grass	5-6-1	When Scoring First	4-3-1
Artificial Turf	1-3	When Not Scoring First	2-6
Outdoors	6-9-1	Overtime	0-1-1
Indoors	0-0	Preseason	0-4
Leading at Halftime	4-1-1	When Allowing a 100-Yard Rusher	1-3
Tied at Halftime	1-1	When Allowing a 100-Yard Receiver	1-6
Trailing at Halftime	1-7	When Not Allowing a 100-Yard Rusher	5-6-1
Tied After 3 Quarters	1-0	When Not Allowing a 100-Yard Receiver	5-3-1



1998 STATISTICS

RESULTS AND ATTENDANCE

WON 6, LOST 10

09/06	L	13-20	Pittsburgh	68,847
09/13	W	24-10	at New York Jets	70,063
09/20	L	10-24	at Jacksonville	67,069
09/27	W	31-24	Cincinnati	68,154
10/04			Bye Week	
10/11	L	8-12	Tennessee	68,561
10/18	L	6-16	at Pittsburgh	58,620
10/25	L	10-28	at Green Bay	59,860
11/01	L	19-45	Jacksonville	68,915
11/08	W	13-10	Oakland	69,037
11/15	L	13-14	at San Diego	54,388
11/22	W	20-13	at Cincinnati	52,571
11/29	W	38-31	Indianapolis	68,898
12/06	L	14-16	at Tennessee	31,124
12/13	L	28-38	Minnesota	69,074
12/20	L	3-24	at Chicago	40,853
12/27	W	19-10	Detroit	68,045

TEAM STATISTICS

	RAVENS	OPPONENT
TOTAL FIRST DOWNS	243	298
Rushing	86	90
Passing	140	180
Penalty	17	28
3rd Down: Made/Att	64/207	93/237
3rd Down Pct.	30.9	39.2
4th Down: Made/Att	6/15	4/11
4th Down Pct.	40.0	36.4
TOTAL NET YARDS	4498	5297
Avg. Per Game	281.1	331.1
Total Plays	926	1050
Avg. Per Play	4.9	5.0
NET YARDS RUSHING	1629	1705
Avg. Per Game	101.8	106.6
Total Rushes	408	472
NET YARDS PASSING	2869	3592
Avg. Per Game	179.3	224.5
Sacked/Yards Lost	41/283	39/286
Gross Yards	3152	3878
Att./Completions	477/272	539/316
Completion Pct.	57.0	58.6
Had Intercepted	15	17
PUNTS/AVERAGE	92/42.9	86/42.5
NET PUNTING AVG.	38.3	33.6
PENALTIES/YARDS	113/908	123/1013
FUMBLES/BALL LOST	31/15	17/6
TOUCHDOWNS	29	37
Rushing	7	12
Passing	16	20
Returns	6	5

SCORE BY PERIODS

	1	2	3	4	OT	PTS
RAVENS	79	63	41	86	0	269
Opponents	96	104	85	50	0	335

SCORING	R	P	KR	DR	PAT	FG	2R	2P	S	TP
Stover	0	0	0	0	24/24	21/28	0	0	0	87
Lewis	0	6	2	0	0/0	0/0	0	0	0	48
Holmes	7	0	0	0	0/0	0/0	0	0	0	42
Turner	0	5	0	0	0/0	0/0	0	2	0	34
Johnson	0	1	1	0	0/0	0/0	0	0	0	12
Potts	0	2	0	0	0/0	0/0	0	0	0	12
Woodson	0	0	0	2	0/0	0/0	0	0	0	12
Green	0	1	0	0	0/0	0/0	0	0	0	6
Harris	0	0	1	0	0/0	0/0	0	0	0	6
Roe	0	1	0	0	0/0	0/0	0	0	0	6
Burnett	0	0	0	0	0/0	0/0	0	0	1	2
Stat	0	0	0	0	0/0	0/0	0	0	1	2
RAVENS	7	16	4	2	24/24	21/28	0	2	2	269
Opponents	12	20	3	2	35/35	26/30	0	0	0	335

2-PT. CONVERSIONS: RAVENS 2-5; OPPONENTS 0-2

SACKS: McCrary 14.5, Boulware 8.5, Jones 5.5, Lewis 3.0, Burnett 2.5, Brady 1.0, Harris 1.0, Sharper 1.0, Staten 1.0, Washington 1.0
RAVENS 39.0; Opponents: 41.0

PASSING	ATT	COMP	YARDS	COMP%	YDS/ATT	TD	TD%	INT	INT%	LG	SACK/LOST	RATING
Harbaugh	293	164	1839	56.0	6.28	12	4.1	11	3.8	66t	23/145	72.9
Zeier	181	107	1312	59.1	7.25	4	2.2	3	1.7	73t	18/138	82.0
Richardson	2	1	1	50.0	0.50	0	0.0	0	0.0	1	0/0	56.3
Holmes	1	0	0	0.0	0.00	0	0.0	1	100.0	0	0/0	0.0
RAVENS	477	272	3152	57.0	6.61	16	3.4	15	3.1	73t	41/283	75.2
Opponents	539	316	3878	58.6	7.19	20	3.7	17	3.2	78t	39/286	80.1

RUSHING	NO	YDS	AVG	LG	TD
Holmes	233	1008	4.3	56	7
Rhett	44	180	4.1	46	0
Harbaugh	40	172	4.3	15	0
Potts	36	115	3.2	33	0
Graham	35	109	3.1	12	0
Lewis	5	20	4.0	9	0
Zeier	11	17	1.5	7	0
Cotton	2	8	4.0	7	0
Mitchell	1	0	0.0	0	0
Richardson, W.	1	0	0.0	0	0
Richardson, K.	1	0	0.0	0	0
RAVENS	408	1629	4.0	56	7
Opponents	472	1705	3.6	68t	12

RECEIVING	NO	YDS	AVG	LG	TD
Holmes	43	260	6.0	25	0
Lewis	41	784	19.1	73t	6
Jackson	38	477	12.6	53	0
Green	34	422	12.4	56	1
Turner	32	512	16.0	66t	5
Potts	30	168	5.6	18	2
Kinchen	13	110	8.5	24	0
Johnson	12	159	13.3	35	1
Rhett	11	65	5.9	16	0
Roe	8	115	14.4	27	1
Graham	5	41	8.2	14	0
Yarborough	4	39	9.8	18	0
Atkins	1	0	0.0	0	0
RAVENS	272	3152	11.6	73t	16
Opponents	316	3878	12.3	78t	20

INTERCEPTIONS	NO	YDS	AVG	LG	TD
Woodson	6	108	18.0	60t	2
Starks	5	3	0.6	2	0
Staten	3	25	8.3	14	0
Lewis	2	25	12.5	26	0
Jenkins	1	0	0.0	0	0
RAVENS	17	161	9.5	60t	2
Opponents	15	148	9.9	43	0

PUNTING	NO	YDS	AVG	TB	IN	LG	BLK
Montgomery	83	3540	42.7	2	24	60	0
RAVENS	83	3540	42.7	2	24	60	0
Opponents	82	3611	44.0	7	24	63	0

PUNT RETURNS	RET	FC	YDS	AVG	LG	TD
Lewis	32	10	405	12.7	87t	2
Roe	9	2	87	9.7	19	0
Thompson	1	0	43	43.0	43	0
Johnson	1	0	6	6.0	6	0
RAVENS	43	12	541	12.6	87t	2
Opponents	40	24	284	7.1	71t	1

KICKOFF RETURNS	NO	YDS	AVG	LG	TD
Harris	35	965	27.6	95t	1
Johnson	16	399	24.9	97t	1
Lewis	6	145	24.2	37	0
Graham	3	52	17.3	22	0
Roe	2	40	20.0	27	0
Cotton	2	33	16.5	18	0
Kinchen	2	33	16.5	21	0
Holmes	2	30	15.0	19	0
Potts	1	3	3.0	3	0
RAVENS	69	1700	24.6	97t	2
Opponents	57	1168	20.5	97t	2

FIELD GOALS	1-19	20-29	30-39	40-49	50+
Stover	0/0	6/6	5/5	10/17	0/0
RAVENS	0/0	6/6	5/5	10/17	0/0
Opponents	0/0	8/9	6/6	11/12	1/3

Stover: (41,42WR,42WL,45WL,25);(29,44WR);(25);(46); (21,45);(41,40); (38,45WL);(41WL,30,30);(42,42);(34,23); (43,48,47);(0);(45BL,27);(30)
Opponents: (27,49);(60SH,20);(34,25BL);(48);(26,42WL,29);(41,42,40); (0);(33);(23);(0);(40,34);(53,52BL);(48,48,34); (43,31,45,24,46,20);(20);(39)

1998 STATISTICS

DEFENSIVE

PLAYER	FROM COACHES VIDEO									
	TT	SOLO	AS	SACKS	YDS	PD	FR	FF	INT	
Lewis, Ray	154	119	35	3.0	14.0	10	0	1	2	
McCrary, Michael	102	68	34	14.5	124.0	1	0	1	0	
Moore, Stevon	96	70	26	0.0	0.0	5	0	0	0	
Woodson, Rod	84	74	10	0.0	0.0	23	0	0	6	
Sharper, Jamie	84	49	35	1.0	14.0	3	0	0	0	
Boulware, Peter	83	41	42	8.5	49.5	6	1	0	0	
Jones, James	75	43	32	5.5	41.0	1	1	1	0	
Burnett, Rob	70	46	24	2.5	24.5	0	1	0	0	
Siragusa, Tony	68	40	28	0.0	0.0	2	1	1	0	
Harris, Corey	54	43	11	1.0	8.0	1	0	1	0	
Starks, Duane	50	43	7	0.0	0.0	19	0	2	5	
Jenkins, DeRon	42	38	4	0.0	0.0	17	0	0	1	
Staten, Ralph	35	27	8	1.0	3.0	8	0	0	3	
McCloud, Tyrus	26	20	6	0.0	0.0	1	0	0	0	
Herring, Kim	23	18	5	0.0	0.0	1	0	0	0	
Washington, Keith	15	12	3	1.0	7.0	1	0	0	0	
Webster, Larry	15	9	6	0.0	0.0	0	0	0	0	
Olsavsky, Jerry	13	9	4	0.0	0.0	0	0	1	0	
Brown, Cornell	10	6	4	0.0	0.0	0	0	0	0	
Brady, Donny	4	3	1	1.0	8.0	0	0	0	0	
Dalton, Lionel	4	2	2	0.0	0.0	0	0	1	0	
Frederick, Mike	2	2	0	0.0	0.0	0	0	0	0	
Peters, Tyrell	1	0	1	0.0	0.0	0	0	0	0	
Williams, John	0	0	0	0.0	0.0	1	0	0	0	

SPECIAL TEAMS

PLAYER	FROM COACHES VIDEO					
	TT	SOLO	AS	FR	FF	BK
Thompson, Bennie	22	15	7	0	0	0
Williams, John	20	15	5	1	0	0
Brady, Donny	14	9	5	0	0	0
Brown, Cornell	11	9	2	0	1	0
Olsavsky, Jerry	8	4	4	0	0	0
Kopp, Jeff	7	5	2	0	0	0
Peters, Tyrell	7	4	3	0	0	0
Starks, Duane	6	6	0	0	0	0
Harris, Corey	6	5	1	0	1	0
Washington, Keith	6	5	1	0	0	0
Kinchen, Brian	6	3	3	0	0	0
Holmes, Priest	5	2	3	0	0	0
Herring, Kim	3	2	1	0	0	0
Staten, Ralph	3	2	1	0	0	0
Stover, Matt	2	2	0	0	0	0
Sharper, Jamie	1	1	0	0	0	0
McCloud, Tyrus	1	1	0	0	0	0
LeBel, Harper	1	1	0	0	0	0
Richardson, Kyle	1	1	0	0	0	0
Yarborough, Ryan	1	1	0	0	0	0
Rhett, Errict	1	1	0	0	0	0
Cotton, Kenyon	1	0	1	0	0	0
Woodson, Rod	0	0	0	0	0	2

TOP THREE

SOLO	SACKS	FF	FR	PD
119 Ray Lewis	14.5 Michael McCrary	2 Duane Starks	1 4 players tied	23 Rod Woodson
74 Rod Woodson	8.5 Peter Boulware	1 7 players tied		19 Duane Starks
70 Stevon Moore	5.5 James Jones			17 DeRon Jenkins

USUAL STARTERS

OFFENSE		DEFENSE	
WR1	81 Michael Jackson	LDE	90 Rob Burnett
WR2	84 Jermaine Lewis	LDT	97 James Jones
LT	75 Jonathan Ogden	RDT	98 Tony Siragusa
LG	63 Wally Williams	RDE	99 Michael McCrary
	65 Ben Cavil	LLB	58 Peter Boulware
C	60 Jeff Mitchell	MLB	52 Ray Lewis
	63 Wally Williams	RLB	55 Jamie Sharper
RG	69 Jeff Blackshear	LCB	26 Rod Woodson
RT	77 Orlando Brown	RCB	25 DeRon Jenkins
TE	86 Eric Green		22 Duane Starks
QB	4 Jim Harbaugh	SS	27 Stevon Moore
RB	33 Priest Holmes	FS	20 Kim Herring
FB	42 Roosevelt Potts		45 Corey Harris

COACHES

Ted Marchibroda, Head Coach; **Kirk Ferentz**, Assistant Head Coach-Offense; **Marvin Lewis**, Defensive Coordinator; **Maxie Baughan**, Linebackers; **Jacob Burney**, Defensive Line; **Al Lavan**, Running Backs; **Scott O'Brien**, Special Teams; **Alvin Reynolds**, Secondary; **Richard Mann**, Wide Receivers; **Jerry Simmons**, Strength and Conditioning; **Don Stock**, Quarterbacks; **Ken Whisenhunt**, Tight Ends; **Lester Erb**, Quality Control/Offense; **Jim Schwartz**, Quality Control/Defense; **Darrin Simmons**, Quality Control/Special Teams

RAVENS HONOR ROLL

Pro Bowl: OT Jonathan Ogden (starter); DE Michael McCrary (starter); LB Ray Lewis (2nd team); WR/PR Jermaine Lewis (selected as returner); S Bennie Thompson (selected as special teams performer), LB Peter Boulware (needs player)
All-Pro: WR Jermaine Lewis (AP, TSN); LB Ray Lewis (SI, TSN, USA, AP-2nd team); DE Michael McCrary (SI, TSN); OT Jonathan Ogden (SI, CPFW, AP-2nd team), S Bennie Thompson (PFW special teams)
Quarterback Club MVP: WR/RS Jermaine Lewis
Ravens Roost Unsung Hero: OG Jeff Blackshear
Ravens Roost Extra Effort Award: DE Michael McCrary
Ed Block Courage Award: S Stevon Moore

SEASON TRENDS

Record	6-10	Winning Coin Toss	3-6
vs. AFC Central	2-6	Losing Coin Toss	3-4
vs. AFC	5-7	Decided by 8 Points or less	3-4
vs. NFC	1-3	Decided by 3 Points or less	1-2
Home	4-4	When Scoring First	5-2
Away	2-6	When Not Scoring First	1-8
On Grass	4-8	Overtime	0-0
Artificial Turf	2-2	Preseason	4-0
Outdoors	6-10	With a 100-Yard Rusher	4-0
Indoors	0-0	With a 100-Yard Receiver	1-3
Leading at Halftime	5-1	Without a 100-yard Rusher	2-10
Tied at Halftime	0-2	Without a 100-yard Receiver	5-7
Trailing at Halftime	1-7	When Allowing a 100-Yard Rusher	2-3
Tied After 3 Quarters	0-0	When Allowing a 100-Yard Receiver	4-2
Leading After 3 Quarters	5-1	When Not Allowing a 100-Yard Rusher	4-7
Trailing After 3 Quarters	1-9	When Not Allowing a 100-Yard Receiver	2-8



1999 STATISTICS

RESULTS AND ATTENDANCE

WON 8, LOST 8

Date	Result	Score	Location	Attendance
09/12	L	10-27	at St. Louis	62,100
09/19	L	20-23	Pittsburgh	68,965
09/26	W	17-10	Cleveland	68,803
10/03	W	19-13 (OT)	at Atlanta	50,712
10/10	L	11-14	at Tennessee	65,486
10/17			Bye Week	
10/21	L	8-35	Kansas City	68,771
10/31	L	10-13	Buffalo	68,673
11/07	W	41-9	at Cleveland	72,898
11/14	L	3-6	at Jacksonville	67,391
11/21	W	34-31	at Cincinnati	43,279
11/28	L	23-30	Jacksonville	68,428
12/05	W	41-14	Tennessee	67,854
12/12	W	31-24	at Pittsburgh	46,715
12/19	W	31-8	New Orleans	67,597
12/26	W	22-0	Cincinnati	68,036
01/02	L	3-20	at New England	50,263

TEAM STATISTICS

	RAVENS	OPPONENT
TOTAL FIRST DOWNS	259	260
Rushing	87	70
Passing	148	158
Penalty	24	32
3rd Down: Made/Att	65/229	86/252
3rd Down Pct.	28.4	34.1
4th Down: Made/Att	3/11	7/15
4th Down Pct.	27.3	46.7
TOTAL NET YARDS	4778	4222
Avg. Per Game	298.6	263.9
Total Plays	1033	1040
Avg. Per Play	4.6	4.1
NET YARDS RUSHING	1754	1231
Avg. Per Game	109.6	76.9
Total Rushes	431	392
NET YARDS PASSING	3024	2991
Avg. Per Game	189.0	186.9
Sacked/Yards Lost	56/336	49/291
Gross Yards	3360	3282
Att./Completions	546/270	599/328
Completion Pct.	49.5	54.8
Had Intercepted	20	21
PUNTS/AVERAGE	104/41.9	115/42.2
NET PUNTING AVG.	104/35.5	115/36.9
PENALTIES/YARDS	125/1010	122/1118
FUMBLES/BALL LOST	24/11	25/10
TOUCHDOWNS	34	31
Rushing	9	6
Passing	21	20
Returns	4	5

SCORE BY PERIODS	1	2	3	4	OT	PTS
RAVENS	64	84	85	85	6	324
Opponents	47	71	51	108	0	277

SCORING	TD	RU	PA	RT	K/PAT	FG	S	PTS
Stover	0	0	0	0	32/32	28/33	0	116
Rhett	7	5	2	0	0	0	0	42
Ismail	6	0	6	0	0	0	0	36
Armour	4	0	4	0	0	0	0	24
Case	3	3	0	0	0	0	0	18
Johnson	3	0	3	0	0	0	0	18
Holmes	2	1	1	0	0	0	0	12
J. Lewis	2	0	2	0	0	0	0	12
Woodson	2	0	0	2	0	0	0	12
Evans	1	0	1	0	0	0	0	8
DeLong	1	0	1	0	0	0	0	6
Harris	1	0	0	1	0	0	0	6
Starks	1	0	0	1	0	0	0	6
Stokley	1	0	1	0	0	0	0	6
R. Lewis	0	0	0	0	0	1	2	2
RAVENS	34	9	21	4	32/32	28/33	1	324
Opponents	31	6	20	5	26/27	19/25	0	277

2-PT. CONVERSIONS: RAVENS 1-1; Opponents 4-4

SACKS: McCrary 11.5, Boulware 10.0, Burnett 6.5, Sharper 4.0, R. Lewis 3.5, Siragusa 3.5, Smith 2.0, Webster 2.0, Brown 1.0, Dalton 1.0, Harris 1.0, Jenkins 1.0, Trapp 1.0, Washington 1.0 **RAVENS 49.0; Opponents 56.0**

RUSHING

	NO	YDS	AVG	LG	TD
Rhett	236	852	3.6	52t	5
Holmes	89	506	5.7	72	1
Case	36	141	3.9	28	3
Evans	38	134	3.5	12	0
Banks	24	93	3.9	12	0
Johnson	1	12	12.0	12	0
J. Lewis	5	11	2.2	4	0
Ismail	1	4	4.0	4	0
S. Mitchell	1	1	1.0	1	0
RAVENS	431	1754	4.1	72	9
Opponents	392	1231	3.1	31	6

RECEIVING

	NO	YDS	AVG	LG	TD
Ismail	68	1105	16.3	76t	6
Armour	37	538	14.5	54t	4
Evans	32	235	7.3	27	1
Johnson	29	526	18.1	76t	3
J. Lewis	25	281	11.2	46	2
Rhett	24	169	7.0	20t	2
Holmes	13	104	8.0	34t	1
DeLong	13	52	4.0	9	1
Pierce	11	102	9.3	26	0
Davis	6	121	20.2	73	0
Collins	4	62	15.5	28	0
Ofodile	4	25	6.3	9	0
Purnell	2	10	5.0	5	0
Stokley	1	28	28.0	28t	1
Ayanbadejo	1	2	2.0	2	0
RAVENS	270	3360	12.4	76t	21
Opponents	328	3282	10.0	61	20

INTERCEPTIONS

	NO	YDS	AVG	LG	TD
Woodson	7	195	27.9	66t	2
Starks	5	59	11.8	43t	1
McAlister	5	28	5.6	21	0
R. Lewis	3	97	32.3	60	0
Harris	1	24	24.0	24t	1
RAVENS	21	403	19.2	66t	4
Opponents	20	220	11.0	56t	3

PUNTING

	NO	YDS	AVG	TB	IN	LG	BLK
Richardson	103	4355	42.3	10	39	63	1
Team	1	0	0	0	0	0	0
RAVENS	104	4355	41.9	10	39	63	1
Opponents	115	4854	42.2	8	24	59	0

PUNT RETURNS

	RET	FC	YDS	AVG	LG	TD
J. Lewis	57	18	452	7.9	33	0
Woodson	2	2	0	0.0	7	0
RAVENS	59	20	452	7.7	33	0
Opponents	43	28	468	10.9	86t	1

KICKOFF RETURNS

	NO	YDS	AVG	LG	TD
Harris	38	843	22.2	66	0
J. Lewis	8	158	19.8	25	0
Ismail	4	55	13.8	19	0
DeLong	1	11	11.0	11	0
McAlister	1	12	12.0	12	0
Pierce	1	7	7.0	7	0
Washington	1	12	12.0	12	0
RAVENS	54	1098	20.3	66	0
Opponents	70	1479	21.1	54	0

FIELD GOALS

	1-19	20-29	30-39	40-49	50+
Stover	4/4	9/9	6/8	7/7	2/5
RAVENS	4/4	9/9	6/8	7/7	2/5
Opponents	1/1	6/7	7/9	3/6	2/2

Stover: (54N,25G,54N)(45G,28G)(44G)(38N,38G,26G)(44G,46G,50G)(37N)(37G,51B)(28G,44G)(23G)(25G,50G)(46G,31G,33G)(21G,27G)(19G)(36G)(24G,48G,19G,30G,19)(19G)

Opponents: (36G,51G)(32G,28G,36G)(49G)(33N,41G,35G)(42N)(25G,40G)(25G)(28G,28G,41N)(39B,19G)(39G,33G)(31G,46N)(20B)(25G,51G)

PASSING	ATT	COMP	YARDS	COMP%	YDS/ATT	TD	TD%	INT	INT%	LG	SACK/LOST	RATING
Banks	320	169	2136	52.8	6.68	17	5.3	8	2.5	76t	33/190	81.2
Case	170	77	988	45.3	5.81	3	1.8	8	4.7	54t	17/116	50.3
S. Mitchell	56	24	236	42.9	4.21	1	1.8	4	7.1	28t	6/30	31.5
RAVENS	546	270	3360	49.5	6.15	21	3.8	20	3.7	76t	56/336	66.5
Opponents	599	328	3282	54.8	5.48	20	3.3	21	3.5	61	49/291	67.1

1999 STATISTICS

DEFENSIVE

FROM COACHES VIDEO

PLAYER	TT	SOLO	AS	SACKS	YDS	PD	FR	FF	INT
Lewis, Ray	198	131	67	3.5	20.5	8	0	1	3
Sharper, Jamie	122	85	37	4.0	19.0	4	0	0	0
McCrary, Michael	92	49	43	11.5	75.5	3	1	1	0
Woodson, Rod	81	64	17	0.0	0.0	18	1	0	7
Burnett, Rob	81	49	32	6.5	33.5	7	0	2	0
Siragusa, Tony	68	44	24	3.5	19.5	2	1	0	0
Jenkins, DeRon	66	54	12	1.0	9.0	13	0	2	0
Herring, Kim	65	51	14	0.0	0.0	8	1	0	0
McAlister, Chris	58	50	8	0.0	0.0	27	0	0	5
Webster, Larry	44	32	12	2.0	6.0	0	0	0	0
Boulware, Peter	42	29	13	10.0	64.0	2	0	3	0
Starks, Duane	41	34	7	0.0	0.0	23	0	0	5
Harris, Corey	38	33	5	1.0	8.0	4	0	1	1
Smith, Fernando	37	16	21	2.0	15.0	2	3	0	0
Brown, Cornell	32	20	12	1.0	0.0	1	0	0	0
Dalton, Lionel	32	16	16	1.0	2.0	0	0	1	0
Washington, Keith	26	11	15	1.0	12.0	0	0	1	0
Jackson, Brad	2	2	0	0.0	0.0	2	0	0	0
Trapp, James	2	1	1	1.0	7.0	1	0	0	0
Moore, Stevon	2	1	1	0.0	0.0	0	0	0	0
Chase, Martin	2	0	2	0.0	0.0	0	0	0	0
Peters, Tyrell	1	1	0	0.0	0.0	0	0	0	0

SPECIAL TEAMS

FROM COACHES VIDEO

PLAYER	TT	SOLO	AS	FR	FF	BK
Thompson, Bennie	24	11	13	0	1	0
Davis, Billy	21	14	7	1	0	0
Ayanbadejo, Obafemi	19	12	7	0	0	0
Brown, Cornell	15	13	2	0	0	0
Trapp, James	14	13	1	0	0	0
Jackson, Brad	13	7	6	1	0	0
Harris, Corey	12	9	3	0	1	0
Sharper, Jamie	10	8	2	0	1	0
Peters, Tyrell	10	7	3	0	0	0
Herring, Kim	8	7	1	1	0	0
Armour, Justin	8	5	3	0	0	0
Jenkins, DeRon	6	5	1	0	0	0
Moore, Stevon	3	3	0	0	0	0
Stover, Matt	3	3	0	0	0	0
Wainright, Frank	3	3	0	0	0	0
Richardson, Kyle	1	1	0	0	0	0
Woodson, Rod	1	1	0	0	0	0
Burnett, Rob	0	0	0	0	0	0
Washington, Keith	0	0	0	0	0	2

TOP THREE

SOLO	SACKS	FF	FR	PD
131 Ray Lewis	11.5 Michael McCrary	3 Peter Boulware	3 Fernando Smith	27 Chris McAlister
85 Jamie Sharper	10.0 Peter Boulware	2 Rob Burnett	1 4 players tied	23 Duane Starks
64 Rod Woodson	6.5 Rob Burnett	2 DeRon Jenkins		18 Rod Woodson

USUAL STARTERS

OFFENSE		DEFENSE	
WR1	87 Qadry Ismail	LDE	90 Rob Burnett
WR2	88 Justin Armour	LDT	79 Larry Webster
	84 Jermaine Lewis	RDT	98 Tony Siragusa
LT	75 Jonathan Ogden	RDE	99 Michael McCrary
LG	61 Everett Lindsay	LLB	58 Peter Boulware
	64 Edwin Mulitalo	MLB	52 Ray Lewis
C	60 Jeff Mitchell	RLB	55 Jamie Sharper
RG	69 Jeff Blackshear	LCB	21 Chris McAlister
RT	70 Harry Swayne	RCB	25 DeRon Jenkins
	61 Everett Lindsay		22 Duane Starks
TE	81 Aaron Pierce	SS	20 Kim Herring
	85 Greg DeLong	FS	26 Rod Woodson
QB	12 Tony Banks		
	10 Stoney Case		
RB	32 Errict Rhett		
FB	29 Charles Evans		

COACHES

Brian Billick, Head Coach; **Matt Cavanaugh**, Offensive Coordinator/
Quarterbacks; **Marvin Lewis**, Defensive Coordinator; **Jim Colletto**,
Offensive Line; **Jack Del Rio**, Linebackers; **Jeff Friday**, Strength and
Conditioning; **Wade Harman**, Tight Ends/Assistant Offensive Line;
Donnie Henderson, Assistant Defensive Backs; **Milt Jackson**, Wide
Receivers; **Chip Morton**, Assistant Strength and Conditioning; **Russ**
Purnell, Special Teams; **Rex Ryan**, Defensive Line; **Steve Shafer**,
Defensive Backs/Assistant Head Coach; **Matt Simon**, Running Backs;
Mike Smith, Defensive Assistant

RAVENS HONOR ROLL

Pro Bowl: LB Peter Boulware (starter); LB Ray Lewis (starter); OT Jonathan Ogden (starter); DE Michael McCrary (2nd team); S Rod Woodson (2nd team)
All Pro: LB Ray Lewis (SI, PFW, TSN, FN, FD, USA, AP-1st team); LB Peter Boulware (AP-2nd team, PFW-AFC, FN-AFC);
OT Jonathan Ogden (FD, PFW-AFC, AP-2nd team), S Rod Woodson (CPFW, FD-2nd team)
NFL Alumni Linebacker of the Year: LB Ray Lewis
Quarterback Club MVP: LB Ray Lewis
Ravens Roost Unsung Hero: DL Larry Webster
Ravens Nest Lineman of the Year: DE Rob Burnett
Ravens Roost Extra Effort Award: FB Charles Evans
Ed Block Courage Award: LB Peter Boulware

SEASON TRENDS

Record	8-8	Decided by 8 Points or less	4-5
vs. AFC Central	6-4	Decided by 3 Points or less	1-4
vs. AFC	6-7	When Scoring First	5-4
vs. NFC	2-1	When Not Scoring First	3-4
Home	4-4	Positive Turnover Ratio	6-2
Away	4-4	Negative Turnover Ratio	0-5
On Grass	5-7	Winning Penalty Ratio	5-2
Artificial Turf	3-1	Negative Penalty Ratio	0-5
Outdoors	7-7	Overtime	1-0
Indoors	1-1	Preseason	4-0
Leading at Halftime	5-2	With a 100-Yard Rusher	5-1
Trailing at Halftime	2-5	With a 100-Yard Receiver	3-1
Tied at Halftime	1-1	Without a 100-yard Rusher	3-7
Tied After 3 Quarters	0-0	Without a 100-yard Receiver	5-7
Leading After 3 Quarters	7-2	When Allowing a 100-Yard Rusher	0-0
Trailing After 3 Quarters	1-6	When Not Allowing a 100-Yard Rusher	8-8
Winning Coin Toss	2-4	When Allowing a 100-Yard Receiver	0-1
Losing Coin Toss	6-4	When Not Allowing a 100-Yard Receiver	8-7



2000 STATISTICS

RESULTS AND ATTENDANCE

WON 12, LOST 4 (WILD CARD/SUPER BOWL XXXV CHAMPIONS)

Date	Result	Score	Location	Attendance
09/03	W	16-0	at Pittsburgh	55,049
09/10	W	39-36	Jacksonville	68,843
09/17	L	6-19	at Miami	73,464
09/24	W	37-0	Cincinnati	68,481
10/01	W	12-0	at Cleveland	73,018
10/08	W	15-10	at Jacksonville	65,194
10/15	L	3-10	at Washington	83,252
10/22	L	6-14	Tennessee	69,200
10/29	L	6-9	Pittsburgh	69,405
11/05	W	27-7	at Cincinnati	54,759
11/12	W	24-23	at Tennessee	68,490
11/19	W	27-0	Dallas	69,416
11/26	W	44-7	Cleveland	68,361
12/02			Bye Week	
12/10	W	24-3	San Diego	68,805
12/17	W	13-7	at Arizona	37,452
12/24	W	34-20	New York Jets	69,184

TEAM STATISTICS

	RAVENS	OPPONENT
TOTAL FIRST DOWNS	288	216
Rushing	116	59
Passing	156	135
Penalty	16	22
3rd Down: Made/Att	95/236	72/211
3rd Down Pct.	40.3	34.1
4th Down: Made/Att	1/6	4/19
4th Down Pct.	16.7	21.1
POSSESSION AVG.	33:19	26:41
TOTAL NET YARDS	5014	3967
Avg. Per Game	313.4	247.9
Total Plays	1058	924
Avg. Per Play	4.7	4.3
NET YARDS RUSHING	2199	970
Avg. Per Game	137.4	60.6
Total Rushes	511	361
NET YARDS PASSING	2815	2997
Avg. Per Game	175.9	187.3
Sacked/Yards Lost	43/287	35/178
Gross Yards	3102	3175
Att./Completions	504/287	528/295
Completion Pct.	56.9	55.9
Had Intercepted	19	23
PUNTS/AVERAGE	86/40.2	87/44.5
NET PUNTING AVG.	86/33.9	87/33.1
PENALTIES/YARDS	95/730	84/535
FUMBLES/BALL LOST	26/7	45/26
TOUCHDOWNS	32	18
Rushing	9	5
Passing	20	11
Returns	3	2

SCORE BY PERIODS	1	2	3	4	OT	PTS
RAVENS	62	134	67	70	0	333
Opponents	44	36	43	42	0	165

SCORING	TD	RU	PA	RT	K/PAT	FG	S	PTS
Stover	0	0	0	0	30/30	35/39	0	135
Ja. Lewis	6	6	0	0			0	38
Ismail	5	0	5	0			0	30
Sharpe	5	0	5	0			0	30
Je. Lewis	3	0	1	2			0	18
Taylor	3	0	3	0			0	18
Ayanbadejo	2	1	1	0			0	12
Holmes	2	2	0	0			0	12
Johnson	2	0	2	0			0	12
Stokley	2	0	2	0			0	12
Gash	1	0	1	0			0	6
McAlister	1	0	0	1			0	6
Coates	0	0	0	0			0	2
McCrary	0	0	0	0			1	2
RAVENS	32	9	20	3	30/30	35/39	1	333
Opponents	18	5	11	2	15/18	14/19	0	165

2-PT. CONVERSIONS: Coates, Ja. Lewis **RAVENS 1-1; Opponents 4-4**

SACKS: Burnett 10.5, Boulware 7.0, McCrary 6.5, Brown 3.0, R. Lewis 3.0, Adams 2.0, Trapp 2.0, Herring 1.0, **RAVENS 35.0; Opponents 43.0**

PASSING	ATT	COMP	YARDS	COMP%	YDS/ATT	TD	TD%	INT	INT%	LG	SACK/LOST	RATING
Banks	274	150	1578	54.7	5.76	8	2.9	8	2.9	53t	20/152	69.3
Dilfer	226	134	1502	59.3	6.65	12	5.3	11	4.9	59t	23/135	76.6
Redman	3	2	19	66.7	6.33	0	0.0	0	0.0	12	0/0	84.0
Je. Lewis	1	1	3	100.0	3.00	0	0.0	0	0.0	3	0/0	79.2
RAVENS	504	287	3102	56.9	6.15	20	4.0	19	3.8	59t	43/287	72.7
Opponents	528	295	3175	55.9	6.01	11	2.1	23	4.4	67	35/178	62.5

RUSHING

	NO	YDS	AVG	LG	TD
Ja. Lewis	309	1364	4.4	45	6
Holmes	137	588	4.3	21	2
Dilfer	20	75	3.8	19	0
Banks	19	57	3.0	10	0
Je. Lewis	3	38	12.7	23	0
Ayanbadejo	15	37	2.5	8	1
Johnson	2	21	10.5	19	0
Taylor	2	11	5.5	12	0
Stokley	1	6	6.0	6	0
Gash	2	2	1.0	1	0
Redman	1	0	0.0	0	0
RAVENS	511	2199	4.3	45	9
Opponents	361	970	2.7	33t	56

RECEIVING

	NO	YDS	AVG	LG	TD
Sharpe	67	810	12.1	59t	5
Ismail	49	655	13.4	53t	5
Holmes	32	221	6.9	27	0
Taylor	28	276	9.9	40	3
Ja. Lewis	27	296	11.0	45	0
Ayanbadejo	23	168	7.3	26	1
Je. Lewis	19	161	8.5	26	1
Johnson	12	156	13.0	46t	2
Stokley	11	184	16.7	32	2
Coates	9	84	9.3	28	0
Gash	6	30	5.0	9	1
B. Davis	3	62	20.7	28	0
Dilfer	1	-1	-1.0	-1	0
RAVENS	287	3102	10.8	59t	20
Opponents	295	3175	10.8	67	11

INTERCEPTIONS

	NO	YDS	AVG	LG	TD
Starks	6	125	20.8	64	0
McAlister	4	165	41.3	98t	1
Woodson	4	20	5.0	18	0
Herring	3	74	24.7	30	0
Harris	2	44	22.0	42	0
R. Lewis	2	1	0.5	1	0
Sharper	1	45	45.0	45	0
Burnett	1	3	3.0	3	0
RAVENS	23	477	20.7	98t	1
Opponents	19	234	12.3	87t	2

PUNTING

	NO	YDS	AVG	TB	IN	LG	BLK
Richardson	86	3457	40.2	8	35	55	0
RAVENS	86	3457	40.2	8	35	55	0
Opponents	87	3872	44.5	14	17	67	0

PUNT RETURNS

	RET	FC	YDS	AVG	LG	TD
Je. Lewis	36	9	578	16.1	89t	2
Starks	9	1	135	15.0	47	0
RAVENS	45	10	713	15.8	89t	2
Opponents	41	23	382	9.3	31	0

KICKOFF RETURNS

	NO	YDS	AVG	LG	TD
Harris	39	907	23.3	41	0
Ismail	2	51	25.5	38	0
Brown	1	0	0.0	0	0
Holmes	1	7	7.0	7	0
Je. Lewis	1	23	23.0	23	0
Washington	1	17	17.0	17	0
RAVENS	45	1005	22.3	41	0
Opponents	73	1558	21.3	52	0

FIELD GOALS

	1-19	20-29	30-39	40-49	50+
Stover	2/2	9/9	12/13	10/12	2/3
RAVENS	2/2	9/9	12/13	10/12	2/3
Opponents	1/1	2/2	3/4	8/12	0/0

Stover: (23G,26G,33G)(44G)(30B,27G,33G)(30G,37G,19G)(45G,30G,44G,51N,22G)(47G,32G,43G,21G,24G)(51G)(21G,38G)(51G,49G)(38G,32G)(45G)(25G,47N,19G)(39G,26G,38G)(32G)(42G,42G)(42G,45N)

Opponents: (45N)(36G,45G,48G,34G,48G)(42G,41G)(0)(49G,31N)(37G)(0)(24G)(0)(23G,43N)(46N)(0)(47G)(46N)(40G,19G)

2000 STATISTICS

DEFENSIVE

PLAYER	FROM COACHES VIDEO									
	TT	SOLO	AS	SACKS	YDS	INT	PD	FF	FR	FR
Lewis, Ray	187	120	67	3	33	2	10	0	3	
McCrary, Michael	103	60	43	6.5	35	0	2	2	3	
Sharper, Jamie	102	68	34	0	0	1	4	5	2	
Burnett, Rob	97	53	44	10.5	57	1	3	3	5	
Woodson, Rod	82	65	17	0	0	4	10	1	4	
Siragusa, Tony	75	40	35	0	0	0	2	0	1	
Adams, Sam	69	36	33	2	5	0	7	5	1	
Herring, Kim	66	54	12	1	5	3	12	2	0	
Starks, Duane	59	46	13	0	0	6	28	0	1	
McAlister, Chris	50	39	11	0	0	4	23	0	1	
Boulware, Peter	45	26	19	7	24	0	1	2	0	
Harris, Corey	37	31	6	0	0	2	8	1	0	
Dalton, Lionel	33	21	12	0	0	0	2	0	0	
Washington, Keith	29	14	15	0	0	0	0	0	1	
Bailey, Robert	27	20	7	0	0	0	4	3	1	
Trapp, James	25	23	2	2	5	0	4	1	0	
Brown, Cornell	25	17	8	3	17	0	0	2	0	
Webster, Larry	10	8	2	0	0	0	0	0	1	
Davis, Anthony	5	2	3	0	0	0	0	0	0	
Jackson, Brad	4	2	2	0	0	0	0	0	0	
Powell, Carl	1	0	1	0	0	0	0	0	0	
Thomas, Adalius	1	0	1	0	0	0	0	0	0	

SPECIAL TEAMS

PLAYER	FROM COACHES VIDEO					
	TT	SOLO	AS	FF	FR	BK
Harris, Corey	26	20	6	1	0	0
Brigance, O.J.	25	16	9	2	1	0
Mitchell, Anthony	18	14	4	0	0	0
Davis, Billy	15	12	3	0	0	0
Trapp, James	15	10	5	1	0	0
Davis, Anthony	14	12	2	0	1	0
Jackson, Brad	13	9	4	0	2	0
Herring, Kim	11	10	1	0	0	0
Poindexter, Anthony	11	8	3	1	0	0
Brown, Cornell	9	6	3	0	0	0
Bailey, Robert	7	4	3	0	0	0
Sharper, Jamie	5	5	0	0	0	0
Ayanbadejo, Obafemi	3	3	0	0	0	0
Jones, John	3	2	1	0	0	0
Johnson, Patrick	3	1	2	0	0	0
Love, Clarence	2	2	0	1	0	0
Richardson, Kyle	2	2	0	0	0	0
Stover, Matt	2	2	0	0	0	0
Powell, Carl	1	1	0	0	0	0
Wainright, Frank	1	0	1	0	0	0

TOP THREE

SOLO	SACKS	FF	FR	PD
120 Ray Lewis	10.5 Rob Burnett	5 Sam Adams	5 Rob Burnett	28 Duane Starks
68 Jamie Sharper	7.0 Peter Boulware	5 Jamie Sharper	4 Rod Woodson	23 Chris McAlister
65 Rod Woodson	6.5 Michael McCrary	3 2 players tied	3 2 players tied	12 Kim Herring

USUAL STARTERS

OFFENSE		DEFENSE	
WR 87	Qadry Ismail	LDE 90	Rob Burnett
WR 83	Patrick Johnson	LDT 95	Sam Adams
LT 75	Jonathan Ogden	RDT 98	Tony Siragusa
LG 64	Edwin Mulitalo	RDE 99	Michael McCrary
C 60	Jeff Mitchell	LLB 58	Peter Boulware
RG 62	Mike Flynn	MLB 52	Ray Lewis
RT 70	Harry Swayne	RLB 55	Jamie Sharper
TE 82	Shannon Sharpe	LCB 22	Duane Starks
QB 8	Trent Diller	RCB 21	Chris McAlister
	12 Tony Banks	SS 20	Kim Herring
RB 31	Jamal Lewis	FS 26	Rod Woodson
FB 32	Sam Gash		

COACHES

Brian Billick, Head Coach; **Matt Cavanaugh**, Offensive Coordinator/
Quarterbacks; **Marvin Lewis**, Defensive Coordinator; **Jim Colletto**,
Offensive Line; **Jack Del Rio**, Linebackers; **Jeff Friday**, Strength and
Conditioning; **Wade Harman**, Tight Ends/Assistant Offensive Line;
Donnie Henderson, Secondary; **Milt Jackson**, Wide Receivers; **Chip
Morton**, Assistant Strength and Conditioning; **Russ Purnell**, Special
Teams; **Rex Ryan**, Defensive Line; **Steve Shafer**, Assistant Head
Coach/Secondary; **Matt Simon**, Running Backs; **Mike Smith**, Defensive
Assistant

RAVENS HONOR ROLL

NFL Defensive Player of the Year: LB Ray Lewis

Super Bowl XXXV MVP: LB Ray Lewis

Pro Bowl: DT Sam Adams (starter); LB Ray Lewis (starter); OT Jonathan Ogden (starter); K Matt Stover (starter); S Rod Woodson (starter)

All Pro: DT Sam Adams (AP-2nd Team, PFW-AFC, FN); DE Rob Burnett (AP-2nd Team, SI, FN, FD); RB Jamal Lewis (PFW-Rookie Team, FN-Rookie Team, FD); PR Jermaine Lewis (FN, FD); LB Ray Lewis (AP-1st Team, SI, PFW, CPFW, TSN, FN, FD, USA); CB Chris McAlister (FD-2nd Team); OT Jonathan Ogden (AP-1st Team, SI, PFW, CPFW, TSN, FN, FD, USA); CB Duane Starks (USA); K Matt Stover (AP-1st Team, PFW, CPFW, TSN, FN, FD); FS Rod Woodson (AP-2nd Team, PFW-AFC, CPFW-2nd Team, FN)

Quarterback Club MVP: LB Ray Lewis

Ravens Roost Unsung Hero: S Kim Herring

Ravens Nest Lineman of the Year: DE Rob Burnett

Ravens Roost Extra Effort Award: S Corey Harris

Ed Block Courage Award: S Anthony Poindexter

SEASON TRENDS

	Reg.	Post.		Reg.	Post.
Record	12-4	4-0	When Scoring First	9-2	3-0
vs. AFC Central	8-2	1-0	When Not Scoring First	3-2	1-0
vs. AFC	10-3	3-0	Positive Turnover Ratio	12-3	4-0
vs. NFC	2-1	1-0	Negative Turnover Ratio	0-1	0-0
Home	6-2	1-0	Winning Penalty Ratio	3-1	1-0
Away	6-2	3-0	Losing Penalty Ratio	5-3	3-0
On Grass	11-4	4-0	Overtime	0-0	0-0
Artificial Turf	1-0	0-0	Preseason	4-0	0-0
Outdoors	12-4	4-0	With a 100-Yard Rusher	6-0	2-0
Indoors	0-0	0-0	With a 100-Yard Receiver	2-1	0-0
Leading at Halftime	11-1	3-0	Without a 100-yard Rusher	6-4	2-0
Trailing at Halftime	1-2	0-0	Without a 100-yard Receiver	10-3	4-0
Tied at Halftime	0-1	1-0	When Allowing a 100-Yard Rusher	0-0	0-0
Tied After 3 Quarters	0-1	1-0	When Not Allowing a 100-Yard Rusher	12-4	4-0
Leading After 3 Quarters	11-0	3-0	When Allowing a 100-Yard Receiver	3-0	3-0
Trailing After 3 Quarters	1-3	0-0	When Not Allowing a 100-Yard Receiver	9-4	4-0
Winning Coin Toss	5-4	1-0	With a 300-Yard Passer	0-0	0-0
Losing Coin Toss	7-0	3-0	Without a 300-Yard Passer	12-4	4-0
Decided by 8 Points or less	4-3	0-0	When Allowing a 300-Yard Passer	2-0	0-0
Decided by 3 Points or less	2-1	0-0	When Not Allowing a 300-Yard Passer	10-4	4-0



2000 POSTSEASON STATISTICS

RESULTS AND ATTENDANCE

WON 4, LOST 0 (SUPER BOWL XXXV CHAMPIONS)

12/31	W	21-3	Denver	69,638
01/07	W	24-10	at Tennessee	68,527
01/14	W	16-3	at Oakland	62,784
01/28	W	34-7	at New York Giants	71,921

TEAM STATISTICS

	RAVENS	OPPONENT
TOTAL FIRST DOWNS	44	55
Rushing	19	16
Passing	22	32
Penalty	3	7
3rd Down: Made/Att	15/60	12/60
3rd Down Pct.	25.0	20.0
4th Down: Made/Att	0/0	2/6
4th Down Pct.	0.0	33.3
POSSESSION AVG.	30:10	29:51
TOTAL NET YARDS	900	837
Avg. Per Game	225.0	209.3
Total Plays	226	259
Avg. Per Play	4.0	3.2
NET YARDS RUSHING	392	258
Avg. Per Game	98.0	64.5
Total Rushes	140	84
NET YARDS PASSING	508	579
Avg. Per Game	127.0	144.8
Sacked/Yards Lost	10/82	14/93
Gross Yards	590	672
Att./Completions	76/35	161/77
Completion Pct.	46.1	47.8
Had Intercepted	1	10
PUNTS/AVERAGE	35/37.7	32/40.1
NET PUNTING AVG.	35/33.9	32/36.3
PENALTIES/YARDS	30/245	23/151
FUMBLES/BALL LOST	5/1	4/2
TOUCHDOWNS	11	2
Rushing	4	1
Passing	3	0
Returns	4	1

SCORE BY PERIODS	1	2	3	4	OT	PTS
RAVENS	7	34	27	27	0	95
Opponents	7	3	13	0	0	23

SCORING	TD	RU	PA	RT	K/PAT	FG	S	PTS
Stover	0	0	0	0	11/11	6/8	0	29
Ja. Lewis	4	4	0	0	0	0	0	24
Sharpe	2	0	2	0	0	0	0	12
Je. Lewis	1	0	0	1	0	0	0	6
R. Lewis	1	0	0	1	0	0	0	6
A. Mitchell	1	0	0	1	0	0	0	6
Starks	1	0	0	1	0	0	0	6
Stokley	1	0	1	0	0	0	0	6
RAVENS	11	4	3	4	11/11	6/8	0	95
Opponents	2	1	0	1	2/2	3/6	0	235

2-PT. CONVERSIONS: RAVENS 0-0; Opponents 0-0

SACKS: McCrary 6.0, Boulware 2.0, Burnett 2.0, Sharper 2.0, Adams 1.0, Washington 1.0, RAVENS 14.0, Opponents 10.0

PASSING	ATT	COMP	YARDS	COMP%	YDS/ATT
Dilfer	73	35	590	47.9	8.08
Banks	3	0	0	0.0	0.00
RAVENS	76	35	590	46.1	7.76
Opponents	161	77	672	47.8	4.17

RUSHING

	NO	YDS	AVG	LG	TD
Ja. Lewis	103	338	3.3	27t	4
Holmes	18	45	2.5	11	0
Dilfer	13	7	0.5	6	0
Je. Lewis	3	7	2.3	5	0
Gash	1	0	0.0	0	0
Banks	1	-1	-1.0	-1	0
Ismail	1	-4	-4.0	-4	0
RAVENS	140	392	2.8	27t	4
Opponents	84	258	3.1	27	1

RECEIVING

	NO	YDS	AVG	LG	TD
Ismail	9	150	16.7	44	0
Stokley	7	91	13.0	38t	1
Sharpe	6	230	38.3	96t	2
Ja. Lewis	5	40	8.0	15	0
Coates	4	54	13.5	24	0
Johnson	1	8	8.0	8	0
Gash	1	7	7.0	7	0
Je. Lewis	1	6	6.0	6	0
Holmes	1	4	4.0	4	0
RAVENS	35	590	16.9	96t	3
Opponents	77	672	8.7	31	0

INTERCEPTIONS

	NO	YDS	AVG	LG	TD
Starks	3	93	31.0	49t	1
R. Lewis	2	54	27.0	50t	1
Sharper	2	19	9.5	15	0
McAlister	1	4	4.0	4	0
Herring	1	2	2.0	2	0
Bailey	1	0	0.0	0	0
RAVENS	10	172	17.2	50t	2
Opponents	1	2	2.0	2	0

PUNTING

	NO	YDS	AVG	TB	IN	LG	BLK
Richardson	33	1318	39.9	3	14	66	2
Team	2	0	0.0	0	0	0	0
RAVENS	35	1318	37.7	3	14	66	2
Opponents	32	1282	40.1	0	8	64	0

PUNT RETURNS

	RET	FC	YDS	AVG	LG	TD
Je. Lewis	11	9	122	11.1	38	0
RAVENS	11	9	122	11.1	38	0
Opponents	13	6	73	5.6	19	0

KICKOFF RETURNS

	NO	YDS	AVG	LG	TD
Je. Lewis	5	189	37.8	84t	1
Harris	3	51	17.0	20	0
Coates	1	8	8.0	8	0
RAVENS	9	248	27.6	84t	1
Opponents	18	340	18.9	97t	1

FIELD GOALS

	1-19	20-29	30-39	40-49	50+
Stover	0/0	2/2	3/4	1/2	0/0
RAVENS	0/0	2/2	3/4	1/2	0/0
Opponents	0/0	2/2	1/3	0/1	0/0

Stover: ()(38G)(36N,31G,28G,21G)(47G,41N,34G)
Opponents: (31G)(45B,31N,21G,37B)(24G)()

	TD	TD%	INT	INT%	LG	SACK/LOST	RATING
Dilfer	3	4.1	1	1.4	96t	10/82	83.7
Banks	0	0.0	0	0.0	0	0/0	39.6
RAVENS	3	3.9	1	1.3	96t	10/82	80.5
Opponents	0	0.0	10	6.2	31	14/93	33.4

DEFENSIVE

FROM COACHES VIDEO

PLAYER	TT	SOLO	AS	SACKS	YDS	INT	PD	FF	FR
Lewis, Ray	44	28	16	0	0	2	7	0	1
Woodson, Rod	24	19	5	0	0	0	2	0	0
Burnett, Rob	21	14	7	2	12	0	1	0	0
Sharper, Jamie	20	14	6	2	10	2	1	0	0
Starks, Duane	19	18	1	0	0	3	6	0	0
McCrary, Michael	18	14	4	6	44	0	0	1	0
Harris, Corey	18	13	5	0	0	0	2	0	0
McAlister, Chris	17	15	2	0	0	1	8	0	0
Boulware, Peter	17	12	4	2	14	0	0	0	0
Siragusa, Tony	17	10	7	0	0	0	4	0	0
Webster, Larry	10	7	3	0	0	0	1	0	0
Washington, Keith	10	7	3	1	9	0	0	0	0
Adams, Sam	9	7	2	1	4	0	3	1	0
Dalton, Lionel	5	5	0	0	0	0	0	0	0
Bailey, Robert	5	4	1	0	0	1	1	0	0
Trapp, James	3	2	1	0	0	0	1	0	0
Brown, Cornell	1	1	0	0	0	0	0	0	0
Davis, Anthony	1	1	0	0	0	0	0	0	0
Herring, Kim	1	1	0	0	0	1	2	0	0
Mitchell, Anthony	1	1	0	0	0	0	0	0	0

SPECIAL TEAMS

FROM COACHES VIDEO

PLAYER	TT	SOLO	AS	FF	FR	BK
Brigance, O.J.	10	8	2	0	0	0
Jackson, Brad	8	7	1	0	0	0
Davis, Billy	8	6	2	0	0	0
Trapp, James	6	3	3	1	0	0
Mitchell, Anthony	4	3	1	0	0	0
Harris, Corey	4	2	2	0	0	0
Starks, Duane	2	2	0	0	0	0
Davis, Anthony	2	1	1	0	0	0
Herring, Kim	2	1	1	0	0	0
Bailey, Robert	1	1	0	0	1	0
Brown, Cornell	1	1	0	0	0	0
Poindexter, Anthony	1	1	0	0	0	0
Sharper, Jamie	1	1	0	0	0	0
Thomas, Adalius	1	1	0	0	0	0
Washington, Keith	0	0	0	0	0	2



2001 STATISTICS

RESULTS AND ATTENDANCE

WON 10, LOST 6 (WILD CARD)

Date	Result	Score	Opponent	Attendance
09/09	W	17-6	Chicago	69,365
09/23	L	10-21	at Cincinnati	49,632
09/30	W	20-13	at Denver	75,082
10/07	W	26-7	Tennessee	69,494
10/14	L	23-31	at Green Bay	59,866
10/21	L	14-24	at Cleveland	72,818
10/28	W	18-17	Jacksonville	69,439
11/04	W	13-10	at Pittsburgh	62,906
11/12	W	16-10	at Tennessee	68,798
11/18	L	17-27	Cleveland	69,353
11/25	W	24-21	at Jacksonville	53,530
12/02	W	39-27	Indianapolis	69,382
12/09			Bye Week	
12/16	L	21-26	Pittsburgh	69,506
12/23	W	16-0	Cincinnati	68,987
12/29	L	10-22	at Tampa Bay	65,619
01/07	W	19-3	Minnesota	69,465

TEAM STATISTICS

	RAVENS	OPPONENT
TOTAL FIRST DOWNS	299	262
Rushing	92	81
Passing	180	161
Penalty	27	20
3rd Down: Made/Att	82/230	70/227
3rd Down Pct.	35.7	30.8
4th Down: Made/Att	3/13	6/15
4th Down Pct.	23.1	40.0
POSSESSION AVG.	29:39	30:21
TOTAL NET YARDS	5124	4446
Avg. Per Game	320.3	277.9
Total Plays	1080	1010
Avg. Per Play	4.7	4.4
NET YARDS RUSHING	1810	1411
Avg. Per Game	113.1	88.2
Total Rushes	483	410
NET YARDS PASSING	3314	3035
Avg. Per Game	207.1	189.7
Sacked/Yards Lost	40/281	45/290
Gross Yards	3595	3325
Att./Completions	557/320	555/321
Completion Pct.	57.5	57.8
Had Intercepted	20	16
PUNTS/AVERAGE	87/38.0	98/41.6
NET PUNTING AVG.	87/33.6	98/33.6
PENALTIES/YARDS	89/728	105/903
FUMBLES/BALL LOST	31/16	22/12
TOUCHDOWNS	31	30
Rushing	11	10
Passing	18	16
Returns	2	4

SCORE BY PERIODS	1	2	3	4	OT	PTS
RAVENS	29	92	63	119	0	303
Opponents	38	77	89	61	0	265

SCORING	TD	RU	PA	RT	K/PAT	FG	S	PTS
Stover	0	0	0	0	25/25	30/35	0	115
Ismail	7	0	7	0			0	44
Brookins	5	5	0	0			0	30
Allen	3	3	0	0			0	18
T. Taylor	3	0	3	0			0	18
Ayanbadejo	2	1	1	0			0	12
Sharpe	2	0	2	0			0	12
Stokley	2	0	2	0			0	12
Cunningham	1	1	0	0			0	6
Gash	1	0	1	0			0	6
Grbac	1	1	0	0			0	6
Heap	1	0	1	0			0	6
Johnson	1	0	1	0			0	6
Sharper	1	0	0	1			0	6
Woodson	1	0	0	1			0	6
RAVENS	31	11	18	2	25/25	30/35	0	303
Opponents	30	10	16	4	28/28	19/33	0	265

2-PT. CONVERSIONS: Ismail, **RAVENS 1-6; Opponents 0-2**

SACKS: Boulware 15.0, McCrary 7.5, Sharper 6.0, R. Lewis 3.5, A. Thomas 3.5, Adams 2.0, Siragusa 2.0, Douglas 1.0, Gregg 1.0, S. Taylor 1.0, Team 1.0, Trapp 1.0, Webster 0.5, **RAVENS 44.0, Opponents 40.0**

PASSING	ATT	COMP	YARDS	COMP%	YDS/ATT	TD	TD%	INT	INT%	LG	SACK/LOST	RATING
Grbac	467	265	3033	56.7	6.49	15	3.2	18	3.9	77t	28/215	71.1
Cunningham	89	54	573	60.7	6.44	3	3.4	2	2.2	30	12/66	81.3
Richardson	1	1	-11	100.0	-11.00	0	0.0	0	0.0	11	0/0	79.2
RAVENS	557	320	3595	57.5	6.45	18	3.2	20	3.6	77t	40/281	72.7
Opponents	555	321	3325	57.8	5.99	16	2.9	16	2.9	90t	45/290	72.8

RUSHING

	NO	YDS	AVG	LG	TD
Allen	168	658	3.9	26	3
Brookins	151	551	3.6	25	5
M. Williams	65	291	4.5	55	0
Ayanbadejo	46	173	3.8	17	1
T. Taylor	5	46	9.2	16	0
Cunningham	14	40	2.9	15	1
Je. Lewis	9	33	3.7	14	0
Grbac	21	18	0.9	6	1
Stokley	1	1	1.0	1	0
Richardson	1	0	0.0	0	0
Gash	2	-1	-0.5	0	0
RAVENS	483	1810	3.7	55	11
Opponents	410	1411	3.4	38	10

RECEIVING

	NO	YDS	AVG	LG	TD
Ismail	74	1059	14.3	77t	7
Sharpe	73	811	11.1	37	2
T. Taylor	42	560	13.3	63	3
Stokley	24	344	14.3	46	2
Ayanbadejo	24	121	5.0	18	1
M. Williams	23	210	9.1	46	0
Allen	17	68	4.0	11	0
Heap	16	206	12.9	24t	1
Gash	9	80	8.9	16	1
Brookins	6	45	7.5	15	0
Johnson	5	57	11.4	25	1
Je. Lewis	4	32	8.0	12	0
Jones	2	13	6.5	13	0
A. Mitchell	1	-11	-11.0	-1	0
RAVENS	320	3595	11.2	77t	1
Opponents	321	3325	10.4	90t	16

INTERCEPTIONS

	NO	YDS	AVG	LG	TD
Starks	4	9	2.3	9	0
R. Lewis	3	115	38.3	64	0
Woodson	3	57	19.0	47t	1
Harris	2	1	0.5	1	0
Trapp	1	15	15.0	15	0
McCrary	1	1	1.0	1	0
McAlister	1	0	0.0	0	0
Porter	1	-3	-3.0	-3	0
RAVENS	16	195	12.2	64	1
Opponents	20	331	16.6	66t	3

PUNTING

	NO	YDS	AVG	TB	IN	LG	BLK
Richardson	85	3309	38.9	10	29	65	2
RAVENS	87	3309	38.0	10	29	65	2
Opponents	98	4076	41.6	11	24	69	0

PUNT RETURNS

	RET	FC	YDS	AVG	LG	TD
Je. Lewis	42	9	519	12.4	62	0
McAlister	5	1	44	8.8	24	0
Lake	1	0	0	0.0	0	0
RAVENS	48	10	563	11.7	62	0
Opponents	33	22	183	5.5	30	0

KICKOFF RETURNS

	NO	YDS	AVG	LG	TD
Je. Lewis	42	1039	24.7	76	0
Harris	11	235	21.4	34	0
Johnson	2	39	19.5	23	0
Bobo	1	11	11.0	11	0
Brookins	1	23	23.0	23	0
RAVENS	57	1347	23.6	76	0
Opponents	64	1393	21.8	51	0

FIELD GOALS

	1-19	20-29	30-39	40-49	50+
Stover	0/0	16/16	9/10	5/9	0/0
RAVENS	0/0	16/16	9/10	5/9	0/0
Opponents	0/0	7/7	6/11	6/15	0/0

Stover: (46N,37G)(38G)(29G,26G)(26G,25G)(28G)(21G,38G)(49G,28G)(25G,39G)(31G,33G,30G)(42G)(41G,41N)(26G,30G,29G,27G,46N)(48N)(43G,29G,433N,43G)(24G)(21G,20G,38G20G)

Opponents: (20G,43N,46G)(43N,39N,45N)(43G,49G)(46N)(33G,47N)(33G)(40G)(38G,41N,33N,48N,35)(48N,27G)(29G,42G)(38N)(33G,25G)(22G,33G,32N)(42G,38G,24G,40N)(26G)



2001 STATISTICS

DEFENSIVE

FROM COACHES VIDEO

PLAYER	TT	SOLO	AS	SACKS	YDS	INT	PD	FF	FR
Lewis, Ray	196	130	66	3.5	26	3	13	1	1
Sharper, Jamie	135	101	34	6	31	0	12	0	1
Woodson, Rod	93	70	23	0	0	3	13	1	1
Harris, Corey	91	70	21	0	0	2	12	3	4
Boulware, Peter	82	51	31	15	86.5	0	4	3	1
McAlister, Chris	69	59	10	0	0	1	11	0	0
McCrary, Michael	64	42	22	7.5	42.5	1	2	1	0
Starks, Duane	59	52	7	0	0	4	17	2	0
Siragusa, Tony	58	27	31	2	12	0	3	0	0
Adams, Sam	51	28	23	2	16	0	2	1	0
Burnett, Rob	50	28	22	0	0	0	6	0	1
Thomas, Adalius	39	27	12	3.5	32.5	0	8	3	0
Lake, Carnell	32	27	5	0	0	0	0	0	1
Trapp, James	31	25	6	1	8	1	4	0	0
Dalton, Lional	29	15	14	0	0	0	0	0	0
Webster, Larry	28	13	15	0.5	1.5	0	0	0	0
Jackson, Brad	25	13	12	0	0	0	1	1	0
Gregg, Kelly	19	10	9	1	7	0	1	0	0
Mitchell, Anthony	11	9	2	0	0	0	1	0	0
Porter, Alvin	8	8	0	0	0	1	1	0	0
Taylor, Shannon	5	2	3	1	6	0	0	0	1
Douglas, Marques	3	2	1	1	11	0	0	0	0

SPECIAL TEAMS

FROM COACHES VIDEO

PLAYER	TT	SOLO	AS	FF	FR	BK
Thomas, Adalius	18	14	4	0	0	0
Mitchell, Anthony	18	12	6	0	0	0
Jackson, Brad	16	9	7	0	1	0
Porter, Alvin	14	11	3	1	0	0
Trapp, James	12	9	3	0	0	0
Taylor, Shannon	9	8	1	0	0	0
Hartwell, Edgerton	9	5	4	0	0	0
Baxter, Gary	8	8	0	0	0	0
Ayanbadejo, Obafemi	8	7	1	0	0	0
Jones, John	8	7	1	0	0	0
Lake, Carnell	7	4	3	0	0	0
Williams, Moe	5	4	1	0	0	0
Starks, Duane	4	4	0	0	0	0
Harris, Corey	4	3	1	0	0	0
Kight, Danny	2	2	0	0	0	0
Stover, Matt	2	2	0	0	0	0
Maese, Joe	1	1	0	0	0	0
McAlister, Chris	1	1	0	0	0	1
Ricard, Alan	1	1	0	0	0	0
Sharper, Jamie	1	1	0	0	0	0
Hellestrae, Dale	1	0	1	0	0	0

*McAlister partially deflected a FG at Pittsburgh 11/4/01

TOP THREE

SOLO	SACKS	FF	FR	PD
130 Ray Lewis	15.0 Peter Boulware	3 Peter Boulware	4 Corey Harris	17 Duane Starks
101 Jamie Sharper	7.5 Michael McCrary	3 Corey Harris	1 7 players tied	13 Ray Lewis
70 2 players tied	6.0 Jamie Sharper	3 Adalius Thomas		13 Rod Woodson

USUAL STARTERS

OFFENSE	DEFENSE
WR 87 Qadry Ismail	LDE 90 Rob Burnett
WR 89 Travis Taylor	LDT 95 Sam Adams
LT 75 Jonathan Ogden	RDT 98 Tony Siragusa
LG 64 Edwin Mulitalo	RDE 99 Michael McCrary
C 62 Mike Flynn	LLB 58 Peter Boulware
RG 66 Bennie Anderson	MLB 52 Ray Lewis
RT 77 Kipp Vickers	RLB 55 Jamie Sharper
TE 82 Shannon Sharpe	LCB 22 Duane Starks
QB 18 Elvis Grbac	RCB 21 Chris McAlister
RB 29 Terry Allen	SS 45 Corey Harris
FB 32 Sam Gash	FS 26 Rod Woodson

COACHES

Brian Billick, Head Coach; **Matt Cavanaugh**, Offensive Coordinator/Quarterbacks; **Marvin Lewis**, Defensive Coordinator; **Jim Colletto**, Offensive Line; **Jack Del Rio**, Linebackers; **Jeff Friday**, Strength and Conditioning; **Wade Harman**, Tight Ends/Assistant Offensive Line; **Donnie Henderson**, Secondary; **Milt Jackson**, Offensive Assistant; **Chip Morton**, Assistant Strength and Conditioning; **Mike Nolan**, Wide Receivers; **Russ Purnell**, Special Teams; **Rex Ryan**, Defensive Line; **Steve Shafer**, Assistant Head Coach/Secondary; **Matt Simon**, Running Backs; **Mike Smith**, Defensive Assistant/Defensive Line; **Bennie Thompson**, Special Teams Assistant

RAVENS HONOR ROLL

Pro Bowl: DT Sam Adams (2nd team); WR/KR Jermaine Lewis (2nd team); LB Ray Lewis (starter); OT Jonathan Ogden (starter); TE Shannon Sharpe (2nd team); S Rod Woodson (starter)

All-Pro: DT Sam Adams (PFW, FN, CPFW); WR/KR Jermaine Lewis (PFW, FD, TSN); TE Shannon Sharpe (CPFW); LB Ray Lewis (AP-1st team, SI, PFW, FD, FN, CPFW, TSN); OL Edwin Mulitalo (SI); OT Jonathan Ogden (AP-2nd team, PFW, FD, FN, CPFW, TSN)

Ravens Nest Lineman of the Year: OL Edwin Mulitalo

Ravens Roost Extra Effort Award: WR Brandon Stokley

Ravens Roost Unsung Hero: LB Jamie Sharper

Ed Block Courage Award: S Corey Harris

SEASON TRENDS

	Reg.	Post.		Reg.	Post.
Record	10-6	1-1	When Scoring First	5-2	0-0
vs. AFC Central	6-4	0-1	When Not Scoring First	5-4	1-1
vs. AFC	8-4	1-1	Positive or Even Turnover Ratio	9-0	1-0
vs. NFC	2-2	0-0	Negative Turnover Ratio	1-6	0-1
Home	6-2	0-0	Winning Penalty Ratio	7-3	1-0
Away	4-4	1-1	Losing Penalty Ratio	3-2	0-1
On Grass	10-6	1-1	Overtime	0-0	0-0
Artificial Turf	0-0	0-0	Preseason	1-2	0-0
Outdoors	10-6	1-1	With a 100-Yard Rusher	3-0	1-0
Indoors	0-0	0-0	With a 100-Yard Receiver	1-0	0-0
Leading at Halftime	5-1	1-0	Without a 100-yard Rusher	7-6	0-1
Trailing at Halftime	2-5	0-1	Without a 100-yard Receiver	9-6	1-1
Tied at Halftime	3-0	0-0	When Allowing a 100-Yard Rusher	1-0	0-0
Tied After 3 Quarters	2-0	0-0	When Not Allowing a 100-Yard Rusher	9-6	1-1
Leading After 3 Quarters	5-0	1-0	When Allowing a 100-Yard Receiver	1-2	0-0
Trailing After 3 Quarters	3-6	0-1	When Not Allowing a 100-Yard Receiver	9-4	1-1
Winning Coin Toss	6-2	1-1	With a 300-Yard Passer	0-1	0-0
Losing Coin Toss	4-4	0-0	Without a 300-Yard Passer	10-5	1-1
Decided by 8 Points or less	5-2	0-0	When Allowing a 300-Yard Passer	2-2	0-0
Decided by 3 Points or less	3-0	0-0	When Not Allowing a 300-Yard Passer	8-4	1-1

2001 POSTSEASON STATISTICS

RESULTS AND ATTENDANCE

WON 1, LOST 1					
01/13	W	20-3	at Miami	72,251	
01/20	L	10-27	at Pittsburgh	63,976	

TEAM STATISTICS

	RAVENS	OPPONENT
TOTAL FIRST DOWNS	27	30
Rushing	12	12
Passing	13	14
Penalty	2	4
3rd Down: Made/Att	11/28	10/27
3rd Down Pct	39.3	37.0
4th Down: Made/Att	1/1	0/1
4th Down Pct.	100.0	0.0
POSSESSION AVG.	28:35	31:26
TOTAL NET YARDS	497	448
Avg. Per Game	248.5	224.0
Total Plays	120	119
Avg. Per Play	4.1	3.8
NET YARDS RUSHING	248	200
Avg. Per Game	124.0	100.0
Total Rushes	61	64
NET YARDS PASSING	249	248
Avg. Per Game	124.5	124.0
Sacked/Yards Lost	4/37	5/28
Gross Yards	286	276
Att./Completions	55/30	50/27
Completion Pct.	54.5	54.0
Had Intercepted	3	2
PUNTS/AVERAGE	12/40.1	11/43.5
NET PUNTING AVG.	12/32.1	11/30.6
PENALTIES/YARDS	14/100	11/86
FUMBLES/BALL LOST	2/2	6/2
TOUCHDOWNS	3	3
Rushing	1	2
Passing	1	1
Returns	1	0

SCORE BY PERIODS	1	2	3	4	OT	PTS
RAVENS	0	10	14	6	0	30
Opponents	13	10	0	7	0	30

SCORING	TD	RU	PA	RT	K/PAT	FG	S	PTS
Stover	0	0	0	0	3/3	3/4	0	12
Allen	1	1	0	0			0	6
Je. Lewis	1	0	0	1			0	6
T. Taylor	1	0	1	0			0	6
RAVENS	3	1	1	1	3/3	3/4	0	30
Opponents	3	2	1	0	3/3	3/4	0	30

2-PT. CONVERSIONS: RAVENS 0-0; Opponents 0-0

SACKS: Boulware 1.0, A. Mitchell 1.0, Sharper 1.0, Webster 1.0, Burnett 0.5, A. Thomas 0.5, RAVENS 5.0, Opponents 4.0

RUSHING

	NO	YDS	AVG	LG	TD
Allen	29	120	4.1	13	1
Brookins	14	71	5.1	18	0
M. Williams	9	29	3.2	9	0
T. Taylor	1	15	15.0	15	0
Ayanbadejo	2	8	4.0	5	0
Je. Lewis	2	4	2.0	5	0
Grbac	2	3	1.5	4	0
Redman	2	-2	-1.0	-1	0
RAVENS	61	248	4.1	18	1
Opponents	64	200	3.1	23	2

RECEIVING

	NO	YDS	AVG	LG	TD
Sharpe	9	79	8.8	27	0
T. Taylor	6	76	12.7	45	1
M. Williams	4	24	6.0	14	0
Allen	3	11	3.7	6	0
Stokley	2	38	19.0	27	0
Ismail	2	24	12.0	16	0
Gash	1	13	13.0	13	0
Heap	1	11	11.0	11	0
Ayanbadejo	1	7	7.0	7	0
Brookins	1	3	3.0	3	0
RAVENS	30	286	9.5	45	1
Opponents	27	276	10.2	32t	1

INTERCEPTIONS

	NO	YDS	AVG	LG	TD
Starks	1	26	26.0	26	0
McAlister	1	18	18.0	18	0
RAVENS	2	44	22.0	26	0
Opponents	3	51	17.0	32	0

PUNTING

	NO	YDS	AVG	TB	IN	LG	BLK
Richardson	12	481	40.1	1	1	52	0
RAVENS	12	481	40.1	1	1	52	0
Opponents	11	479	43.5	2	4	52	0

PUNT RETURNS

	RET	FC	YDS	AVG	LG	TD
Je. Lewis	5	2	102	20.4	88t	1
RAVENS	5	2	102	20.4	88t	1
Opponents	7	0	76	10.9	35	0

KICKOFF RETURNS

	NO	YDS	AVG	LG	TD
Je. Lewis	6	104	17.3	28	0
Harris	2	33	16.5	18	0
RAVENS	8	137	17.1	28	0
Opponents	8	187	23.4	32	0

FIELD GOALS

	1-19	20-29	30-39	40-49	50+
Stover	0/0	1/1	1/1	1/2	0/0
RAVENS	0/0	1/1	1/1	1/2	0/0
Opponents	0/0	1/1	1/2	1/1	0/0

Stover: (40N,35G,40G)(26G)
Opponents: (33G)(21G,35N,46G)

PASSING	ATT	COMP	YARDS	COMP%	YDS/ATT	TD	TD%	INT	INT%	LG	SACK/LOST	RATING
Grbac	55	30	286	54.5	5.20	1	1.8	3	5.5	45	4/37	52.5
RAVENS	55	30	286	54.5	5.20	1	1.8	3	5.5	45	4/37	52.5
Opponents	50	27	276	54.0	5.52	1	2.0	2	4.0	32t	5/28	60.1

DEFENSIVE

FROM COACHES VIDEO

PLAYER	TT	SOLO	AS	SACKS	YDS	INT	PD	FF	FR
Sharper, Jamie	20	12	8	1	0	0	1	1	0
Lewis, Ray	15	9	6	0	0	0	0	2	0
Woodson, Rod	14	11	3	0	0	0	2	0	0
Harris, Corey	12	9	3	0	0	0	1	0	0
Webster, Larry	12	8	4	1	8	0	1	0	0
Starks, Duane	10	9	1	0	0	1	1	0	0
Boulware, Peter	10	5	5	1	15	0	2	1	0
Burnett, Rob	8	6	2	1	3	0	0	0	0
Siragusa, Tony	8	5	3	0	0	0	0	0	0
Adams, Sam	7	2	5	0	0	0	0	0	1
McAlister, Chris	6	3	3	0	0	1	3	0	0
Mitchell, Anthony	4	4	0	1	2	0	0	0	0
Gregg, Kelly	4	3	1	0	0	0	0	0	0
Lake, Carnell	4	3	1	0	0	0	1	0	0
Thomas, Adalious	4	2	2	0	0	0	0	0	0
Jackson, Brad	3	2	1	0	0	0	0	0	0
Dalton, Lionel	1	0	1	0	0	0	0	0	0

SPECIAL TEAMS

FROM COACHES VIDEO

PLAYER	TT	SOLO	AS	FF	FR	BK
Porter, Alvin	6	4	2	1	0	0
Ayanbadejo, Obafemi	5	3	2	0	0	0
Baxter, Gary	3	2	1	0	0	0
Mitchell, Anthony	3	2	1	0	0	0
Starks, Duane	2	2	0	0	0	0
Harris, Corey	2	1	1	0	0	0
Hellestrae, Dale	1	1	0	0	0	0
Jackson, Brad	1	1	0	0	0	0
Richardson, Kyle	1	1	0	0	0	0
Thomas, Adalious	1	1	0	0	0	0
Hartwell, Edgerton	1	0	1	0	0	0



2002 STATISTICS

DEFENSIVE

FROM COACHES VIDEO

PLAYER	TT	SOLO	AS	SACKS	YDS	INT	PD	FR	FF
Hartwell, Ed	191	125	66	3	18.0	0	7	0	0
Baxter, Gary	90	75	15	0	0	1	20	0	0
Boulware, Peter	87	63	24	7	57.0	1	4	1	1
Reed, Ed	86	69	17	1	3.0	5	13	0	1
Lewis, Ray	85	57	28	0	0	2	2	1	1
Gregg, Kelly	84	53	31	2	13.0	0	0	0	0
Harris, Bernardo	73	47	26	2	23.0	2	4	0	0
Thomas, Adalius	68	38	30	3	20.0	2	11	1	3
Brown, Cornell	67	47	20	1.5	14.0	0	3	0	0
McAlister, Chris	67	58	9	0	0	1	24	0	1
Weaver, Anthony	65	43	22	3.5	33.0	0	4	0	1
Demps, Will	64	51	13	1	2.0	1	7	0	1
Williams, Chad	43	35	8	0	0	3	8	0	1
Porter, Alvin	41	36	5	0	0	0	3	0	0
Trapp, James	36	26	10	1	17.0	3	11	0	1
Kemoeatu, Maake	32	20	12	2	6.0	0	0	0	0
Mitchell, Anthony	31	25	6	0	0	3	2	0	0
Parker, Riddick	29	17	12	1	5.0	0	0	0	2
McCrary, Michael	16	10	6	2	6.0	0	1	0	0
Douglas, Marques	15	9	6	1	9.0	0	0	0	0
Nugent, David	15	8	7	0	0	0	0	0	0
Tate, Robert	14	13	1	0	0	0	2	0	0
Taylor, Shannon	14	8	6	0	0	0	0	0	1
Scott, Bart	5	2	3	0	0	1	0	0	0

SPECIAL TEAMS

FROM COACHES VIDEO

PLAYER	TT	SOLO	AS	FF	FR	BK
Scott, Bart	17	13	4	0	0	0
Williams, Chad	17	12	5	1	0	1
Thomas, Adalius	15	11	4	0	0	0
Taylor, Shannon	14	12	2	0	0	0
Mitchell, Anthony	12	10	2	0	0	0
Trapp, James	12	9	3	0	0	0
Jones, John	10	3	7	0	0	0
Porter, Alvin	9	6	3	0	1	0
Reed, Ed	8	5	3	0	0	2
Brown, Cornell	7	4	3	0	0	0
Demps, Will	6	3	3	0	0	0
Johnson, Ron	3	3	0	0	1	0
Maese, Joe	3	2	1	0	1	0
Ricard, Alan	3	2	1	0	0	0
Stover, Matt	3	3	0	0	0	0
Tate, Robert	3	1	2	0	0	0
Harris, Bernardo	2	2	0	0	0	0
Jenkins, J.R.	2	2	0	0	0	0
Perryman, Ray	2	1	1	0	0	0
Hartwell, Ed	1	0	1	0	0	0
Jones, Terry	1	0	1	0	0	0
Zastudil, Dave	1	1	0	0	0	0
Gash, Sam	0	0	0	0	1	0

TOP THREE

SOLO	SACKS	FF	FR	PD
125 Ed Hartwell	7.0 Peter Boulware	3 Adalius Thomas	1 Peter Boulware	24 Chris McAlister
75 Gary Baxter	3.5 Anthony Weaver	2 Riddick Parker	1 Ray Lewis	20 Gary Baxter
69 Ed Reed	3.0 2 players tied		1 Adalius Thomas	13 Ed Reed

USUAL STARTERS

OFFENSE		DEFENSE	
WR 89	Travis Taylor	DE 98	Anthony Weaver
LT 75	Jonathan Ogden	DT 97	Kelly Gregg
LG 64	Edwin Mulitalo	DE 96	Adalius Thomas
C 62	Mike Flynn	99	Michael McCrary*
RG 66	Bennie Anderson	LOLB 90	Cornell Brown
RT 77	Ethan Brooks	LILB 56	Ed Hartwell
TE 86	Todd Heap	RILB 52	Ray Lewis*
WR 80	Brandon Stokley*	51	Bernardo Harris
81	Randy Hymes	ROLB 58	Peter Boulware
QB 7	Chris Redman	LCB 21	Chris McAlister
11	Jeff Blake	RCB 28	Gary Baxter
RB 31	Jamal Lewis	SS 20	Ed Reed
FB 39	Alan Ricard	FS 47	Will Demps
*1R		42	Anthony Mitchell

COACHES

Brian Billick, Head Coach; **Matt Cavanaugh**, Offensive Coordinator; **Mike Nolan**, Defensive Coordinator; **Gary Zauner**, Special Teams Coordinator; **Mark Asanovich**, Assistant Strength and Conditioning; **Jim Colletto**, Offensive Line; **Jeff Friday**, Strength and Conditioning; **Wade Harman**, Tight Ends/Assistant Offensive Line; **Donnie Henderson**, Secondary; **Paul Ricci**, Assistant Strength and Conditioning; **Rex Ryan**, Defensive Line; **David Shaw**, Quarterbacks/Wide Receivers; **Matt Simon**, Running Backs; **Mike Smith**, Linebackers; **Bennie Thompson**, Special Teams Assistant; **Phil Zacharias**, Defensive Assistant/Defensive Line

RAVENS HONOR ROLL

Pro Bowl: LB Peter Boulware (2nd team); TE Todd Heap (2nd team); OT Jonathan Ogden (starter)
All-Pro: OT Jonathan Ogden (AP-1st team, PFW, FD-2nd team, TSN)
Comeback Player of the Year: RB Jamal Lewis (FD)
All-Rookie Team: S Ed Reed (PFW), P Dave Zastudil (PFW)
Ravens Nest Lineman of Year: DE Adalius Thomas
Ravens Roost Extra Effort Award: LB Edgerton Hartwell
Ravens Roost Unsung Hero: NT Kelly Gregg
Ed Block Courage Award: OT Ethan Brooks

SEASON TRENDS

Record	7-9	When Scoring First	5-2
vs. AFC North	3-3	When Not Scoring First	2-7
vs. AFC	7-5	Positive or Even Turnover Ratio	7-1
vs. NFC	0-4	Negative Turnover Ratio	0-8
Home	4-4	Winning Penalty Ratio	5-3
Away	3-5	Losing Penalty Ratio	1-5
On Grass	7-7	Overtime	0-0
Artificial Turf	0-2	Preseason	2-2
Outdoors	7-7	With a 100-Yard Rusher	4-1
Indoors	0-2	With a 100-Yard Receiver	1-1
Leading at Halftime	5-1	Without a 100-yard Rusher	3-8
Trailing at Halftime	1-8	Without a 100-yard Receiver	6-8
Tied at Halftime	1-0	When Allowing a 100-Yard Rusher	2-3
Tied After 3 Quarters	0-1	When Not Allowing a 100-Yard Rusher	5-6
Leading After 3 Quarters	6-2	When Allowing a 100-Yard Receiver	2-1
Trailing After 3 Quarters	1-6	When Not Allowing a 100-Yard Receiver	5-8
Winning Coin Toss	3-1	With a 300-Yard Passer	0-2
Losing Coin Toss	4-8	Without a 300-Yard Passer	7-7
Decided by 7 Points or less	4-5	When Allowing a 300-Yard Passer	2-1
Decided by 3 Points or less	1-5	When Not Allowing a 300-Yard Passer	5-8



2003 STATISTICS

RESULTS AND ATTENDANCE

DATE	RESULT	SCORE	OPPONENT	ATTENDANCE
WON 10, LOST 6 (AFC NORTH CHAMPIONS)				
9/07	L	15-34	at Pittsburgh	63,157
9/14	W	33-13	Cleveland	69,473
9/21	W	24-10	at San Diego	52,028
9/28	L	10-17	Kansas City	69,459
10/05			Bye Week	
10/12	W	26-18	at Arizona	24,193
10/19	L	26-34	at Cincinnati	53,553
10/26	W	26-6	Denver	69,721
11/02	W	24-17	Jacksonville	69,486
11/09	L	22-33	at St. Louis	66,085
11/16	L	6-9 (OT)	at Miami	73,333
11/23	W	44-41 (OT)	Seattle	69,477
11/30	W	44-6	San Francisco	69,549
12/07	W	31-13	Cincinnati	69,468
12/14	L	12-20	at Oakland	45,398
12/21	W	35-0	at Cleveland	72,548
12/28	W	13-10 (OT)	Pittsburgh	70,001

TEAM STATISTICS

	RAVENS	OPPONENT
TOTAL FIRST DOWNS	259	248
Rushing	115	78
Passing	121	144
Penalty	23	26
3rd Down: Made/Att	72/226	69/235
Down Pct.	31.9	29.4
4th Down: Made/Att	7/11	5/17
Down Pct.	63.6	29.4
POSSESSION AVG.	30:14	29:46
TOTAL NET YARDS	4929	4341
Per Game	308.1	271.3
Total Plays	1009	1026
Avg. Per Play	4.9	4.2
NET YARDS RUSHING	2674	1536
Avg. Per Game	167.1	96.0
Total Rushes	552	448
NET YARDS PASSING	2255	2805
Avg. Per Game	140.9	175.3
Sacked/Yards Lost	42/262	47/353
Gross Yards	2517	3158
Att./Completions	415/217	531/296
Completion Pct.	52.3	55.7
Had Intercepted	19	24
PUNTS/AVERAGE	91/40.8	105/40.1
NET PUNTING AVG.	91/34.9	105/34.7
PENALTIES/YARDS	126/970	106/935
FUMBLES/BALL LOST	37/19	29/17
TOUCHDOWNS	41	28
Rushing	18	6
Passing	16	19
Returns	7	3

SCORE BY PERIODS	1	2	3	4	OT	PTS
RAVENS	61	90	84	150	6	391
Opponents	63	73	77	65	3	281

SCORING	TD	RU	PA	RT	K/PAT	FG	S	PTS
Stover	0	0	0	0	35/35	33/38	0	134
J. Lewis	14	14	0	0			0	84
Robinson	6	0	6	0			0	36
Heap	3	0	3	0			0	26
T. Jones	3	0	3	0			0	18
Reed	3	0	0	3			0	18
T. Taylor	3	0	3	0			0	18
M. Smith	2	2	0	0			0	12
C. Taylor	2	2	0	0			0	12
R. Lewis	1	0	0	1			0	6
McAlister	1	0	0	1			0	6
Ogden	1	0	1	0			0	6
Ricard	1	0	0	1			0	6
Williams	1	0	0	1			0	6
Richey	0	0	0	0	0/0	1/2	0	3
RAVENS	41	18	16	7	35/35	34/40	0	391
Opponents	28	6	19	3	27/27	28/31	0	281

2-PT. CONVERSIONS: Heap 4, **RAVENS 4-6; Opponents 1-1**

SACKS: Suggs 12.0, Boulware 8.5, Weaver 5.0, Douglas 4.5, A. Thomas 4.0, Gregg 3.0, Hartwell 3.0, R. Lewis 1.5, Baxter 1.0, C. Brown 1.0, Kemoeatu 1.0, Reed 1.0, Slaughter LG 1.0, Williams 1.0, Knight 0.5
RAVENS 47.0, Opponents 42.0

RUSHING

	NO	YDS	AVG	LG	TD
J. Lewis	387	2066	5.3	82t	14
C. Taylor	63	276	4.4	32	2
Ricard	19	79	4.2	30	0
Wright	28	73	2.6	17	0
Boller	30	62	2.1	15	0
T. Taylor	11	62	5.6	16	0
M. Smith	9	31	3.4	11t	2
Heap	3	21	7.0	9	0
Redman	2	4	2.0	4	0
RAVENS	552	2674	4.8	82t	18
Opponents	448	1536	3.4	36	6

RECEIVING

	NO	YDS	AVG	LG	TD
Heap	57	693	12.2	33t	3
T. Taylor	39	632	16.2	73t	3
Robinson	31	451	14.5	50t	6
J. Lewis	26	205	7.9	26	0
C. Taylor	20	132	6.6	23	0
T. Jones	19	159	8.4	25	3
Sanders	14	170	12.1	44	0
Ricard	9	62	6.9	15	0
R. Johnson	1	12	12.0	12	0
Ogden	1	1	1.0	1t	1
Boller	0	0	---	0	0
Ward	0	0	---	0	0
RAVENS	217	2517	11.6	73t	16
Opponents	296	3158	10.7	82t	19

INTERCEPTIONS

	NO	YDS	AVG	LG	TD
Reed	7	132	18.9	54t	1
R. Lewis	6	99	16.5	37	1
McAlister	3	93	31.0	83t	1
Baxter	3	41	13.7	34	0
Demps	2	57	28.5	54	0
Williams	1	52	52.0	52t	1
Hartwell	1	26	26.0	26	0
Suggs	1	11	11.0	11	0
RAVENS	24	511	21.3	83t	4
Opponents	19	269	14.2	45	0

PUNTING

	NO	YDS	AVG	TB	IN	LG	BLK
Zastudil	89	3649	41.0	8	21	67	0
Boller	1	29	29.0	0	0	29	0
Stover	1	34	34.0	1	0	34	0
RAVENS	91	3712	40.8	9	21	67	0
Opponents	105	4211	40.1	8	28	68	2

PUNT RETURNS

	RET	FC	YDS	AVG	LG	TD
Brightful	45	20	351	7.8	44	0
Reed	5	3	33	6.6	19	0
Ward	3	0	26	8.7	16	0
RAVENS	53	23	410	7.7	44	0
Opponents	42	18	354	8.4	44	0

KICKOFF RETURNS

	NO	YDS	AVG	LG	TD
Brightful	29	716	24.7	75	0
C. Taylor	23	448	19.5	29	0
M. Smith	2	17	8.5	15	0
A. Thomas	1	21	21.0	21	0
Walls	1	0	0.0	0	0
Ward	1	20	20.0	20	0
RAVENS	57	1222	21.4	75	0
Opponents	70	1495	21.4	97t	1

FIELD GOALS

	1-19	20-29	30-39	40-49	50+
Stover	0/0	16/16	6/6	11/14	0/2
Richey	0/0	0/0	0/0	0/0	1/2
RAVENS	0/0	16/16	6/6	11/14	1/4
Opponents	0/0	9/9	5/6	13/14	1/2

Stover: (0)(45N,20G,40G,21G)(49G)(29G)(31G,22G,29G,37G)(25G)(45N,25G,39G,22G,29G)(23G,32G,23G)(41G,25G,41G)(39G,45G)(21G,40G,42G)(28G,47G,41G)(22G)(32G,28G,50N)(46N)(46G,52N,47G)
Richey: (0)(56G)0000000000000000(51N)

Opponents: (29G,31G)(44G,35G)(24G,50N)(46G)(46G)(44G,37G)(28G,22G)(24G)(49G,46G,48G,27G)(23G,52G,48N,43G)(45G,46G)(48G,40G)(25G,38G)(37G,23G)(37N)(42G)

PASSING	ATT	COMP	YARDS	COMP%	YDS/ATT	TD	TD%	INT	INT%	LG	SACK/LOST	RATING
Boller	224	116	1260	51.8	5.63	7	3.1	9	4.0	73t	17/92	62.4
Wright	178	94	1199	52.8	6.74	9	5.1	8	4.5	64	19/125	72.0
Redman	13	7	58	53.8	4.46	0	0.0	2	15.4	16	6/45	26.3
RAVENS	415	217	2517	52.3	6.07	16	3.9	19	4.6	73t	42/262	64.7
Opponents	531	296	3158	55.7	5.95	19	3.6	24	4.5	82t	47/353	66.4

2003 STATISTICS

DEFENSIVE

FROM COACHES VIDEO

PLAYER	TT	SOLO	AS	SACKS	YDS	INT	PD	FF	FR
Lewis, Ray	225	160	65	1.5	11	6	13	2	2
Hartwell, Ed	140	89	51	3	20.5	1	5	2	0
Baxter, Gary	106	88	18	1	5	3	16	0	0
Gregg, Kelly	104	78	26	3	15	0	0	0	1
Reed, Ed	92	77	15	1	12	7	19	1	0
Douglas, Marques	89	62	27	4.5	32.5	0	3	1	0
Boulware, Peter	79	56	23	8.5	71	0	2	2	1
Weaver, Anthony	63	43	20	5	38	0	7	2	2
Demps, Will	59	41	18	0	0	2	11	1	0
McAlister, Chris	52	43	9	0	0	3	16	0	0
Fuller, Corey	41	37	4	0	0	0	8	0	0
Thomas, Adalius	34	26	8	4	21	0	8	1	0
Williams, Chad	34	27	7	1	7	1	8	1	0
Brown, Cornell	33	19	14	1	5	0	3	0	0
Suggs, Terrell	33	26	7	12	97	1	3	6	4
Kemoeatu, Maake	24	14	10	1	7	0	1	0	0
Knight, Tom	18	17	1	0.5	5	0	1	0	1
Johnson, Jarret	18	9	9	0	0	0	1	0	0
Parker, Riddick	12	8	4	0	0	0	0	0	0
Scott, Bart	9	7	2	0	0	0	0	0	1
Walls, Ray	5	5	0	0	0	0	2	0	0
Brightful, Lamont	2	2	0	0	0	0	0	0	0
Franklin, Aubrayo	1	1	0	0	0	0	0	0	0

SPECIAL TEAMS

FROM COACHES VIDEO

PLAYER	TT	SOLO	AS	FF	FR	BK
Thomas, Adalius	23	17	6	1	0	0
Scott, Bart	19	12	7	0	0	0
Sapp, Gerome	16	9	7	0	1	0
Walls, Ray	12	9	3	0	0	0
Jones, John	11	8	3	0	0	0
Smith, Musa	10	8	2	0	0	0
Demps, Will	9	8	1	0	0	0
Morrow, Harold	9	5	4	0	0	0
Taylor, Chester	8	8	0	0	1	0
Brown, Cornell	8	5	3	0	0	0
Williams, Chad	6	4	2	0	2	0
Brightful, Lamont	5	3	2	0	1	0
Maese, Joe	5	3	2	0	1	0
Mughelli, Ovie	5	5	0	0	0	0
Jones, Terry	3	3	0	1	0	0
Johnson, Ron	2	1	1	0	0	0
Slaughter, TJ	2	1	0	0	0	0
Fuller, Corey	1	1	0	0	0	0
Ricard, Alan	1	1	0	0	0	0
Zastudil, Dave	1	0	0	0	0	0
Ogden, Jonathan	0	0	0	0	1	0
Reed, Ed	0	0	0	0	0	2

TOP THREE

SOLO	SACKS	FF	FR	PD
160 Ray Lewis	12.0 Terrell Suggs	6 Adalius Thomas	4 Terrell Suggs	19 Ed Reed
89 Ed Hartwell	8.5 Peter Boulware	3 Peter Boulware	2 Ray Lewis	16 Gary Baxter
88 Gary Baxter	5.0 Anthony Weaver	2 3 players tied	2 Anthony Weaver	16 Chris McAlister

USUAL STARTERS

OFFENSE		DEFENSE	
WR 89	Travis Taylor	DE 98	Anthony Weaver
TE 82	Terry Jones	NT 97	Kelly Gregg
LT 75	Jonathan Ogden	DE 94	Marques Douglas
LG 64	Edwin Mulitalo	LOLB 96	Adalius Thomas*
C 62	Mike Flynn	90	Cornell Brown
RG 66	Bennie Anderson	LILB 56	Ed Hartwell
RT 77	Orlando Brown	RILB 52	Ray Lewis
TE 86	Todd Heap	ROLB 58	Peter Boulware
QB 8	Kyle Boller	LCB 21	Chris McAlister
2	Anthony Wright	RCB 26	Corey Fuller
RB 31	Jamal Lewis	SS 28	Gary Baxter
FB 39	Alan Ricard	FS 20	Ed Reed
*IR		FS 28	Gary Baxter
		47	Will Demps

COACHES

Brian Billick, Head Coach; **Matt Cavanaugh**, Offensive Coordinator; **Mike Nolan**, Defensive Coordinator; **Gary Zauner**, Special Teams Coordinator; **Jim Colletto**, Offensive Line; **Jeff Friday**, Strength and Conditioning; **Wade Harman**, Tight Ends/Offensive Line; **Donnie Henderson**, Secondary; **Mike Pettine**, Coaching Assistant/Quality Control; **Paul Ricci**, Assistant Strength and Conditioning; **Rex Ryan**, Defensive Line; **David Shaw**, Quarterbacks/Wide Receivers; **Matt Simon**, Running Backs; **Mike Singletary**, Linebackers; **Bennie Thompson**, Special Teams Assistant; **Dennis Thurman**, Assistant Defensive Backs; **Phil Zacharias**, Defensive Assistant/Outside Linebackers

RAVENS HONOR ROLL

AP Offensive Player of the Year: RB Jamal Lewis

AP Defensive Player of the Year: LB Ray Lewis

AP Defensive Rookie of the Year: LB Terrell Suggs

Pro Bowl: LB Peter Boulware (2nd team), TE Todd Heap (2nd team), RB Jamal Lewis (starter), LB Ray Lewis (starter), CB Chris McAlister (starter), T Jonathan Ogden (starter), S Ed Reed (starter), LB Adalius Thomas (ST)

All-Pro: LB Peter Boulware (FD-2nd team), TE Todd Heap (AP-2nd team, FD-2nd team), RB Jamal Lewis (AP-1st team, FD-1st team, PFW, TSN), LB Ray Lewis (AP-1st team, FD-1st team, PFW, SI, TSN), CB Chris McAlister (AP-1st team, FD-1st team, PFW), T Jonathan Ogden (AP-1st team, PFW, FD-1st team, SI, TSN), S Ed Reed (AP-2nd team, FD-2nd team, SI, TSN)

Pro Football Weekly Most Valuable Player: RB Jamal Lewis

Pro Football Weekly Defensive Most Valuable Player: LB Ray Lewis

Pro Football Weekly Defensive Rookie of the Year: LB Terrell Suggs

Pro Football Weekly All-Rookie Team: LB Terrell Suggs

Pro Football Weekly All-AFC: RB Jamal Lewis, T Jonathan Ogden, LB Ray Lewis, S Ed Reed, LB Adalius Thomas (ST)

Football Digest Defensive Player of the Year: LB Ray Lewis

Football Digest Assistant Coach of the Year: Defensive Coordinator Mike Nolan

Ravens Nest Lineman of the Year: DE Anthony Weaver

Ravens Roost Extra Effort Award: NT Kelly Gregg

Ravens Roost Unsung Hero: LB Edgerton Hartwell

Ed Block Courage Award: DE Marques Douglas

SEASON TRENDS

Record	10-6	When Scoring First	5-1
vs. AFC North	4-2	When Not Scoring First	5-5
vs. AFC	7-5	Positive or Even Turnover Ratio	10-0
vs. NFC	3-1	Negative Turnover Ratio	0-6
Home	7-1	Winning Penalty Ratio	5-4
Away	3-5	Losing Penalty Ratio	5-2
On Grass	3-4	Overtime	1-1
Artificial Turf	7-2	Preseason	1-3
Outdoors	10-5	With a 100-Yard Rusher	8-4
Indoors	0-1	With a 100-Yard Receiver	2-1
Leading at Halftime	9-0	Without a 100-yard Rusher	2-2
Trailing at Halftime	1-5	Without a 100-yard Receiver	8-5
Tied at Halftime	0-1	When Allowing a 100-Yard Rusher	1-1
Tied After 3 Quarters	0-1	When Not Allowing a 100-Yard Rusher	9-5
Leading After 3 Quarters	8-1	When Allowing a 100-Yard Receiver	1-2
Trailing After 3 Quarters	2-5	When Not Allowing a 100-Yard Receiver	9-4
Winning Coin Toss	4-4	With a 300-Yard Passer	1-1
Losing Coin Toss	6-2	Without a 300-Yard Passer	9-5
Decided by 7 Points or less	3-2	When Allowing a 300-Yard Passer	1-1
Decided by 3 Points or less	2-1	When Not Allowing a 300-Yard Passer	9-5



2003 POSTSEASON STATISTICS

RESULTS AND ATTENDANCE

WON 0, LOST 1

01/03 L 17-20 Tennessee 69,452

TEAM STATISTICS

	RAVENS	OPPONENT
TOTAL FIRST DOWNS	12	16
Rushing	1	10
Passing	11	6
Penalty	0	0
3rd Down: Made/Att	3/12	6/15
3rd Down Pct.	25.0	40.0
4th Down: Made/Att	0/0	0/0
4th Down Pct.	0.0	0.0
POSSESSION AVG.	24:52	35:08
TOTAL NET YARDS	255	324
Avg. Per Game	255.0	324.0
Total Plays	55	63
Avg. Per Play	4.6	5.1
NET YARDS RUSHING	54	165
Avg. Per Game	54.0	165.0
Total Rushes	16	40
NET YARDS PASSING	201	159
Avg. Per Game	201.0	159.0
Sacked/Yards Lost	2/13	0/0
Gross Yards	214	159
Att./Completions	37/20	23/14
Completion Pct.	54.1	60.9
Had Intercepted	2	3
PUNTS/AVERAGE	8/48.8	6/44.7
NET PUNTING AVG.	8/40.0	6/44.3
PENALTIES/YARDS	8/70	6/55
FUMBLES/BALL LOST	1/0	0/0
TOUCHDOWNS	2	2
Rushing	0	1
Passing	1	1
Returns	1	0

SCORE BY PERIODS	1	2	3	4	OT	PTS
RAVENS	7	3	0	7	0	17
Opponents	7	0	7	6	0	20

SCORING	TD	RU	PA	RT	K/PAT	FG	S	PTS
Demps	1	0	0	1			0	6
Heap	1	0	1	0			0	6
Stover	0	0	0	0	2/2	1/1	0	5
RAVENS	2	0	1	1	2/2	1/1	0	17
Opponents	2	1	1	0	2/2	0	0	20

2-PT. CONVERSIONS: RAVENS 0-0; Opponents 0-0

SACKS: RAVENS 0.0, Opponents 2.0

PASSING	ATT	COMP	YARDS	COMP%	YDS/ATT	TD	TD%	INT	INT%	LG	SACK/LOST	RATING
Wright	37	20	214	54.1	5.78	1	2.7	2	5.4	35t	2/13	57.7
RAVENS	37	20	214	54.1	5.78	1	2.7	2	5.4	35t	2/13	57.7
Opponents	23	14	159	60.9	6.91	1	4.3	3	13.0	49t	0/0	56.5

RUSHING

	NO	YDS	AVG	LG	TD
J. Lewis	14	35	2.5	8	0
Wright	2	19	9.5	11	0
RAVENS	16	54	3.4	11	0
Opponents	40	165	4.1	16	1

RECEIVING

	NO	YDS	AVG	LG	TD
T. Taylor	7	82	11.7	30	0
Heap	6	80	13.3	35t	1
C. Taylor	2	19	9.5	16	0
T. Jones	2	16	8.0	9	0
J. Lewis	2	4	2.0	6	0
Robinson	1	13	13.0	13	0
RAVENS	20	214	10.7	35t	1
Opponents	14	159	11.4	49t	1

INTERCEPTIONS

	NO	YDS	AVG	LG	TD
Demps	1	56	56.0	56t	1
Reed	1	23	23.0	23	0
McAllister	1	0	0.0	0	0
RAVENS	3	79	26.3	56t	1
Opponents	2	1	0.5	1	0

PUNTING

	NO	YDS	AVG	TB	IN	LG	BLK
Zastudil	8	390	48.8	0	0	56	0
RAVENS	8	390	48.8	0	0	56	0
Opponents	6	268	44.7	0	4	63	0

PUNT RETURNS

	RET	FC	YDS	AVG	LG	TD
Brightful	2	2	2	1.0	2	0
RAVENS	2	2	2	1.0	2	0
Opponents	6	1	70	11.7	17	0

KICKOFF RETURNS

	NO	YDS	AVG	LG	TD
Brightful	2	34	17.0	26	0
C. Taylor	2	45	22.5	26	0
RAVENS	4	79	19.8	26	0
Opponents	4	61	15.3	24	0

FIELD GOALS

	1-19	20-29	30-39	40-49	50+
Stover	0/0	0/0	0/0	1/1	0/0
RAVENS	0/0	0/0	0/0	1/1	0/0
Opponents	0/0	0/0	0/0	2/2	0/0

Stover: (43G)

Opponents: (45G,46G)

DEFENSIVE

FROM COACHES VIDEO

PLAYER	TT	SOLO	AS	SACKS	YDS	INT	PD	FF	FR
Lewis, Ray	18	12	6	0	0	0	0	0	0
Douglas, Marques	10	7	3	0	0	0	0	0	0
Hartwell, Ed	10	7	3	0	0	0	0	0	0
Demps, Will	8	7	1	0	0	1	1	0	0
Gregg, Kelly	6	2	4	0	0	0	0	0	0
Weaver, Anthony	6	5	1	0	0	0	0	0	0
Baxter, Gary	5	5	0	0	0	0	0	0	0
McAllister, Chris	3	3	0	0	0	1	2	0	0
Parker, Riddick	3	3	0	0	0	0	0	0	0
Reed, Ed	3	3	0	0	0	1	2	0	0
Brown, Cornell	2	2	0	0	0	0	0	0	0
Kemoeatu, Maake	2	2	0	0	0	0	0	0	0
Suggs, Terrell	2	1	1	0	0	0	0	0	0
Johnson, Jarret	1	0	1	0	0	0	0	0	0
Knight, Tom	1	1	0	0	0	0	0	0	0
Williams, Chad	1	1	0	0	0	0	0	0	0

SPECIAL TEAMS

FROM COACHES VIDEO

PLAYER	TT	SOLO	AS	FF	FR	BK
Smith, Musa	4	2	2	0	0	0
Morrow, Harold	3	1	2	0	0	0
Brightful, Lamont	1	1	0	0	0	0
Brown, Cornell	1	1	0	0	0	0
Demps, Will	1	1	0	0	0	0
Jones, Terry	1	1	0	0	0	0
Knight, Tom	1	1	0	0	0	0
Maese, Joe	1	1	0	0	0	0
Mughelli, Ovie	1	1	0	0	0	0
Scott, Bart	1	1	0	0	0	0
Franklin, Aubrayo	1	1	0	0	0	0

2004 STATISTICS

RESULTS AND ATTENDANCE

WON 9, LOST 7

09/12	L	3-20	at Cleveland	73,068
09/19	W	30-13	Pittsburgh	69,859
09/26	W	23-9	at Cincinnati	65,575
10/04	L	24-27	Kansas City	69,827
10/10	W	17-10	at Washington	90,287
10/17			Bye Week	
10/24	W	20-6	Buffalo	69,809
10/31	L	10-15	at Philadelphia	67,715
11/07	W	27-13	Cleveland	69,781
11/14	W	20-17 (OT)	at New York Jets	77,826
11/21	W	30-10	Dallas	69,924
11/28	L	3-24	at New England	68,756
12/05	L	26-27	Cincinnati	69,695
12/12	W	37-14	New York Giants	69,856
12/19	L	10-20	at Indianapolis	57,240
12/26	L	7-20	at Pittsburgh	64,227
1/2/05	W	30-23	Miami	69,843

TEAM STATISTICS

	RAVENS	OPPONENT
TOTAL FIRST DOWNS	260	273
Rushing	103	88
Passing	135	158
Penalty	22	27
3rd Down: Made/Att	81/231	75/218
3rd Down Pct.	35.1	34.4
4th Down: Made/Att	4/15	2/8
4th Down Pct.	26.7	25.0
POSSESSION AVG.	29:36	30:24
TOTAL NET YARDS	4375	4803
Avg. Per Game	273.4	300.2
Total Plays	991	1009
Avg. Per Play	4.4	4.8
NET YARDS RUSHING	2063	1681
Avg. Per Game	128.9	105.1
Total Rushes	491	469
NET YARDS PASSING	2312	3122
Avg. Per Game	144.5	195.1
Sacked/Yards Lost	35/247	39/264
Gross Yards	2559	3386
Att./Completions	465/258	501/276
Completion Pct.	55.5	55.1
Had Intercepted	11	21
PUNTS/AVERAGE	97/40.6	94/40.1
NET PUNTING AVG.	97/34.6	94/33.1
PENALTIES/YARDS	94/894	101/798
FUMBLES/BALL LOST	26/12	23/13
TOUCHDOWNS	33	27
Rushing	11	9
Passing	13	14
Returns	9	4

SCORE BY PERIODS	1	2	3	4	OT	PTS
RAVENS	63	89	75	87	3	317
OPPONENTS	46	59	57	106	0	268

SCORING	TD	RU	PA	RT	K/PAT	FG	S	PTS
Stover	0	0	0	0	30/30	29/32	0	117
J. Lewis	7	7	0	0			0	42
Moore	4	0	4	0			0	26
Heap	3	0	3	0			0	18
Sams	3	1	0	2			0	18
Hymes	2	0	2	0			0	12
McAlister	2	0	0	2			0	12
Reed	2	0	0	2			0	12
C. Taylor	2	2	0	0			0	12
Boller	1	1	0	0			0	6
Dinkins	1	0	1	0			0	6
J. Johnson	1	0	0	1			0	6
K. Johnson	1	0	1	0			0	6
Jones	1	0	1	0			0	6
Sanders	1	0	0	1			0	6
Wilcox	1	0	1	0			0	6
Williams	1	0	0	1			0	6
RAVENS	33	11	13	9	30/30	29/32	0	317
Opponents	27	9	14	4	24/24	26/31	1	268

2-PT. CONVERSIONS: Moore, RAVENS 1-3, Opponents 1-3

SACKS: Suggs 10.5, Thomas 8.0, Douglas 5.5, Weaver 4.0, Demps 2.5, Baxter 2.0, Reed 2.0, Williams 2.0, Gregg 1.5, R. Lewis 1.0, RAVENS 39.0, Opponents 35.0

PASSING	ATT	COMP	YARDS	COMP%	YDS/ATT	TD	TD%	INT	INT%	LG	SACK/LOST	RATING
Boller	464	258	2559	55.6	5.52	13	2.8	11	2.4	57t	35/247	70.9
Hymes	1	0	0	0.0	0.00	0	0.0	0	0.0	0	0/0	39.6
RAVENS	465	258	2559	55.5	5.50	13	2.8	11	2.4	57t	35/247	70.7
Opponents	501	276	3386	55.1	6.76	14	2.8	21	4.2	76t	39/264	68.0

RUSHING

	NO	YDS	AVG	LG	TD
J. Lewis	235	1006	4.3	75t	7
C. Taylor	160	714	4.5	47	2
Boller	53	189	3.6	19	1
White	27	82	3.0	16	0
White	14	62	4.4	16	0
M. Smith	12	48	4.0	13	0
Ricard	10	36	3.6	14	0
Sams	4	19	4.8	8	1
K. Johnson	1	0	0.0	0	0
Stewart	1	-1	-1.0	-1	0
Sanders	1	-10	-10.0	-10	0
RAVENS	491	2063	4.2	75t	11
Opponents	469	1681	3.6	35t	9

RECEIVING

	NO	YDS	AVG	LG	TD
K. Johnson	35	373	10.7	35	1
T. Taylor	34	421	12.4	47	0
C. Taylor	30	184	6.1	23	0
Heap	27	303	11.2	37	3
Hymes	26	323	12.4	57t	2
Wilcox	25	219	8.8	20	1
Moore	24	293	12.2	52	4
Jones	20	152	7.6	19	1
Ricard	11	39	3.5	8	0
J. Lewis	10	116	11.6	46	0
Dinkins	9	94	10.4	18	1
White	6	21	3.5	12	0
White	2	4	2.0	6	0
M. Smith	2	31	15.5	25	0
Darling	2	5	2.5	4	0
Sams	1	2	2.0	2	0
RAVENS	258	2559	9.9	57t	13
Opponents	276	3386	12.3	76t	14

INTERCEPTIONS

	NO	YDS	AVG	LG	TD
Reed	9	358	39.8	106t	1
Williams	3	156	52.0	94	1
Sanders	3	87	29.0	48t	1
McAlister	1	51	51.0	51t	1
Baxter	1	33	33.0	33	0
Thomas	1	8	8.0	8	0
J. Johnson	1	6	6.0	6t	1
Weaver	1	1	1.0	1	0
Demps	1	0	0.0	0	0
RAVENS	21	700	33.3	106t	5
Opponents	11	172	15.6	71	0

	PUNTING	NO	YDS	AVG	NET	TB	IN	LG	BLK
Zastudil	73	2948	40.4	34.6	12	26	61	0	0
Murphy	18	777	43.2	36.6	2	6	54	0	0
Stewart	5	177	35.4	31.2	0	2	42	0	0
Stover	1	33	33.0	13.0	1	0	33	0	0
RAVENS	97	3935	40.6	34.6	15	34	61	0	0
Opponents	94	3767	40.1	33.1	2	24	59	0	0

	PUNT RETURNS	RET	FC	YDS	AVG	LG	TD
Sams	55	12	575	10.5	78t	2	2
Sanders	5	0	41	8.2	23	0	0
RAVENS	60	12	616	10.3	78t	2	2
Opponents	36	21	281	7.8	18	0	0

KICKOFF RETURNS

	NO	YDS	AVG	LG	TD
Sams	59	1251	21.2	64	0
White	4	99	24.8	44	0
Dinkins	1	7	7.0	7	0
J. Johnson	1	6	6.0	6	0
RAVENS	61	1264	20.7	64	0
Opponents	65	1509	23.2	95t	2

FIELD GOALS

	1-19	20-29	30-39	40-49	50+
Stover	2/2	9/9	7/8	9/10	2/3
RAVENS	2/2	9/9	7/8	9/10	2/3
Opponents	1/1	13/13	3/4	8/10	1/3

Stover: (42G)(35G,27G,34G)(21G)(50G)(33G)(24G,50N,19G)(44G)(44G,39G,43G,36G)(24G,42G)(50G)(22G)(20G,22G,38G,45G)(46G,44G,27G)(42G,31B)(44N)(25G,19G,33G)

Opponents: (37G,25G)(48N)(29G,47G,26G)(42G,38G)(26G)(24G,21G)(20G,41G,43G)(50G,29G)(20G)(19G,41N)(28G,40G,48G)(53N,41G,24G)(0)(24G,33G,33N)(23G,40G)(53N)



2004 STATISTICS

DEFENSIVE

FROM COACHES VIDEO

PLAYER	TT	SOLO	AS	SACKS	YDS	INT	YDS	PD	FF	FR
Lewis, Ray	200	122	78	1	9	0	0	3	1	2
Hartwell, Ed	141	83	58	0	0	0	0	0	1	0
Douglas, Marques	92	47	45	5.5	37.5	0	0	2	1	0
Gregg, Kelly	89	54	35	1.5	5.5	0	0	2	1	1
Reed, Ed	89	80	9	2	28	9	358	17	3	2
Baxter, Gary	86	78	8	2	8	1	33	14	2	0
Demps, Will	86	72	14	2.5	23.5	1	0	8	2	2
Thomas, Adalius	80	48	32	8	28	1	8	5	4	0
Suggs, Terrell	72	48	24	10.5	83.5	0	0	1	1	2
Weaver, Anthony	61	35	26	4	23	1	1	5	0	1
Kemoatu, Maaake	48	27	21	0	0	0	0	0	0	0
McAlister, Chris*	44	38	6	0	0	1	51	8	0	2
Williams, Chad	32	31	1	2	18	3	158	6	0	0
Johnson, Jarret	30	17	13	0	0	1	6	1	0	1
Fuller, Corey	14	13	1	0	0	0	0	0	0	0
Walls, Ray	12	10	2	0	0	0	0	2	0	0
Brown, Cornell	10	6	4	0	0	0	0	0	0	0
Sanders, Deion	9	8	1	0	0	3	87	7	0	0
Franklin, Aubrayo	7	3	4	0	0	0	0	1	0	0
Slaughter, T.J.	7	4	3	0	0	0	0	0	0	0
Scott, Bart	5	3	2	0	0	0	0	0	0	0
Edwards, Dwan	4	1	3	0	0	0	0	0	0	0
Green, Roderick	1	1	0	0	0	0	0	0	0	0
Totals	1219	829	390	39.0	264.0	21	700	82	16	13

* McAlister recovered an Ed Reed fumble vs. Cin. (12/5) after Reed intercepted a pass

SPECIAL TEAMS

FROM COACHES VIDEO

PLAYER	TT	SOLO	AS	FF	FR	BK
Morrow, Harold	21	15	6	0	0	0
Scott, Bart	17	10	7	0	1	0
Thomas, Adalius	16	15	1	0	0	0
Williams, Chad	14	10	4	0	0	0
Brown, Cornell	8	6	2	0	0	0
Slaughter, T.J.	8	7	1	1	0	0
Smith, Musa	8	8	0	0	0	0
Wilcox, Daniel	8	8	0	0	0	0
Fuller, Corey	7	5	2	0	0	0
Taylor, Chester	7	6	1	0	0	0
Walls, Ray	7	5	2	0	1	0
Green, Rod	5	4	1	0	0	0
Demps, Will	4	4	0	0	0	0
Dinkins, Darnell	3	2	1	0	0	0
White, Jamel	3	3	0	0	0	0
Maese, Joe	2	2	0	0	0	0
Mughelli, Ovie	2	2	0	0	0	0
Sams, B.J.	2	2	0	0	0	0
Hartwell, Ed	1	0	1	0	1	0
Richey, Wade	1	1	0	0	0	0
Totals	144	115	29	1	3	0

TOP THREE

SOLO	SACKS	FF	FR	PD
122 Ray Lewis	10.5 Terrell Suggs	4 Adalius Thomas	2 5 tied	17 Ed Reed
83 Ed Hartwell	8.0 Adalius Thomas	3 Ed Reed	1 3 tied	14 Gary Baxter
80 Ed Reed	5.5 Marques Douglas	2 2 tied		8 2 tied

USUAL STARTERS

OFFENSE		DEFENSE	
WR 89	Travis Taylor	DE 98	Anthony Weaver
LT 75	Jonathan Ogden	NT 97	Kelly Gregg
LG 64	Edwin Mulitalo	DE 94	Marques Douglas
C 62	Casey Rabach	LOLB 55	Terrell Suggs
RG 66	Bennie Anderson	LILB 56	Edgerton Hartwell
RT 78	Orlando Brown	RILB 52	Ray Lewis
TE 86	Todd Heap	ROLB 96	Adalius Thomas
	82 Terry Jones	LCB 21	Chris McAlister
WR 80	Randy Hymes	RCB 28	Gary Baxter
QB 7	Kyle Boller	SS 20	Ed Reed
RB 31	Jamal Lewis	FS 47	Will Demp
FB 39	Alan Ricard		

COACHES

Brian Billick, Head Coach; **Matt Cavanaugh**, Offensive Coordinator; **Mike Nolan**, Defensive Coordinator; **Gary Zauner**, Special Teams Coordinator; **Jim Fassel**, Senior Consultant/Offense; **Jim Colletto**, Offensive Line; **Jedd Fisch**, Offensive Assistant; **Jeff FitzGerald**, Outside Linebackers; **Jeff Friday**, Strength and Conditioning; **Wade Harman**, Tight Ends/Asst. Offensive Line; **Johnnie Lynn**, Secondary; **Mike Pettine**, Defensive Assistant; **Paul Ricci**, Asst. Strength and Conditioning; **Rex Ryan**, Defensive Line; **David Shaw**, Wide Receivers; **Mike Singletary**, Inside Linebackers; **Matt Simon**, Running Backs; **Bennie Thompson**, Special Teams Assistant; **Dennis Thurman**, Secondary; **Phil Zacharias**, Defensive Assistant

RAVENS HONOR ROLL

Pro Bowl: LB Ray Lewis (starter), CB Chris McAlister (starter), T Jonathan Ogden (starter), S Ed Reed (starter), LB Terrell Suggs

AP Defensive Player of the Year: S Ed Reed

All-Pro: LB Ray Lewis (AP-1st team, FD-1st team, PFW, SI, TSN), CB Chris McAlister (AP-2nd team, FD-1st team, PFW),

T Jonathan Ogden (AP-2nd team, PFW, FD-1st team, SI, TSN), S Ed Reed (AP-1st team, FD-2nd team, SI, TSN)

Pro Football Weekly Defensive Most Valuable Player: S Ed Reed

Pro Football Weekly All-AFC: RB Jamal Lewis, T Jonathan Ogden, LB Ray Lewis, S Ed Reed, LB Adalius Thomas (ST)

Football Digest Defensive Player of the Year: S Ed Reed

Football Digest Assistant Coach of the Year: Defensive Coordinator Mike Nolan

NFL Players of the Month/Week: RS B.J. Sams (Oct.) – Special Teams, S Ed Reed (Nov.) – Defense, CB Deion Sanders (Week 7) – Defense, S

Ed Reed (Week 9) – Defense, QB Kordell Stewart (Week 10) – Special Teams, QB Kyle Boller (Week 14) – Offense

Ravens Nest Lineman of the Year: DT Ma'ake Kemoatu

Ravens Roost Extra Effort Award: QB Kyle Boller

Ravens Roost Unsung Hero: C/G Casey Rabach

Ed Block Courage Award: T Orlando Brown

SEASON TRENDS

Record	9-7	When Scoring First	3-2
vs. AFC North	3-3	When Not Scoring First	6-5
vs. AFC	6-6	Positive or Even Turnover Ratio	8-3
vs. NFC	3-1	Negative Turnover Ratio	1-4
Home	6-2	Winning or even Penalty Ratio	5-6
Away	3-5	Losing Penalty Ratio	4-1
On Grass	1-4	With a 100-Yard Rusher	4-2
On Artificial Turf	8-3	With a 100-Yard Receiver	0-0
Outdoors	9-6	Without a 100-Yard Rusher	5-5
Indoors	0-1	Without a 100-Yard Receiver	9-7
Leading at Halftime	6-1	When Allowing a 100-Yard Rusher	1-3
Trailing at Halftime	3-3	When Not Allowing a 100-Yard Rusher	8-4
Tied at Halftime	0-3	When Allowing a 100-Yard Receiver	4-2
Leading After 3 Quarters	7-1	When Not Allowing a 100-Yard Receiver	6-5
Tied After 3 Quarters	0-0	With a 300-Yard Passer	0-0
Trailing After 3 Quarters	2-6	Without a 300-Yard Passer	9-7
Winning Coin Toss	4-4	Allowing a 300-Yard (net) Passer	0-1
Losing Coin Toss	5-3	Not Allowing a 300-Yard (net) Passer	9-6
Decided by 7 Points or Less	3-3	Overtime	1-0
Decided By 3 Points or Less	1-2	Preseason	3-1

2005 STATISTICS

RESULTS AND ATTENDANCE

WON 6, LOST 10

09/11	L	7-24	Indianapolis	70,501
09/18	L	10-25	at Tennessee	69,149
09/25			Bye Week	
10/02	W	13-3	NY Jets	70,479
10/09	L	17-35	at Detroit	61,201
10/16	W	16-3	Cleveland	70,196
10/23	L	6-10	at Chicago	62,102
10/31	L	19-20	at Pittsburgh	64,178
11/06	L	9-21	Cincinnati	70,540
11/13	L	3-30	at Jacksonville	66,107
11/20	W	16-13 (OT)	Pittsburgh	70,601
11/27	L	29-42	at Cincinnati	65,680
12/04	W	16-15	Houston	69,909
12/11	L	10-12	at Denver	75,651
12/19	W	48-3	Green Bay	70,604
12/25	W	30-23	Minnesota	70,246
01/01	L	16-20	at Cleveland	69,871

TEAM STATISTICS

	RAVENS	OPPONENT
TOTAL FIRST DOWNS	286	277
Rushing	97	79
Passing	163	161
Penalty	26	37
3rd Down: Made/Att	95/243	79/219
3rd Down Pct.	39.1	36.1
4th Down: Made/Att	11/19	4/12
4th Down Pct.	57.9	33.3
POSSESSION AVG.	30:22	29:38
TOTAL NET YARDS	4693	4555
Avg. Per Game	293.3	284.7
Total Plays	1056	998
Avg. Per Play	4.4	4.6
NET YARDS RUSHING	1605	1591
Avg. Per Game	100.3	99.4
Total Rushes	452	431
NET YARDS PASSING	3088	2964
Avg. Per Game	193.0	185.3
Sacked/Yards Lost	42/293	41/264
Gross Yards	3381	3228
Att./Completions	562/335	526/296
Completion Pct.	59.6	56.3
Had Intercepted	21	11
PUNTS/AVERAGE	86/42.8	89/40.5
NET PUNTING AVG.	86/35.6	89/33.0
PENALTIES/YARDS	139/1067	110/844
FUMBLES/BALL LOST	28/15	27/14
TOUCHDOWNS	25	30
Rushing	5	8
Passing	17	18
Returns	3	4

SCORE BY PERIODS

	1	2	3	4	OT	PTS
RAVENS	50	77	44	91	3	265
OPPONENTS	54	75	90	80	0	299

SCORING

	TD	RU	PA	RT	K/PAT	FG	S	PTS
Stover	0	0	0	0	23/23	30/34	0	113
Heap	7	0	7	0			0	42
J. Lewis	4	3	1	0			0	24
Clayton	3	1	2	0			0	18
Mason	3	0	3	0			0	18
Thomas	3	0	0	3			0	18
Hymes	2	0	2	0			0	12
Boller	1	1	0	0			0	6
Taylor	1	0	1	0			0	6
Wilcox	1	0	1	0			0	6
J. Green	0	0	0	0			0	2
Elling	0	0	0	0	0/0	0/1	0	0
RAVENS	25	5	17	3	23/23	30/35	0	265
Opponents	30	8	18	4	28/29	29/31	1	299

2-PT. CONVERSIONS: J. Green, RAVENS 1-2; Opponents 1-1

SACKS: Thomas 9.0, Suggs 8.0, Polley 4.0, Scott 4.0, Boulware 2.5, Gregg 2.5, R. Green 2.0, Weaver 2.0, (group) 2.0, J. Johnson 1.5, Williams 1.5, Franklin 1.0, Kemoatu 1.0, R. Lewis 1.0 **RAVENS 42.0; Opponents 42.0**

PASSING	ATT	COMP	YARDS	COMP%	YDS/ATT	TD	TD%	INT	INT%	LG	SACK/LOST	RATING
Boller	293	171	1799	58.4	6.14	11	3.8	12	4.1	47t	23/146	71.8
Wright	266	164	1582	61.7	5.95	6	2.3	9	3.4	48	19/147	71.7
Hymes	2	0	0	0.0	0.00	0	0.0	0	0.0	0	0/0	39.6
Clayton	1	0	0	0.0	0.00	0	0.0	0	0.0	0	0/0	39.6
RAVENS	562	335	3381	59.6	6.02	17	3.0	21	3.7	48	42/293	71.3
Opponents	526	296	3228	56.3	6.14	18	3.4	11	2.3	56	41/264	76.4

RUSHING

	NO	YDS	AVG	LG	TD
J. Lewis	269	906	3.4	25	3
Taylor	117	487	4.2	52	0
Wright	18	68	3.8	22	0
Boller	23	66	2.9	9	1
Clayton	8	33	4.1	11t	1
Stewart	4	24	6.0	13	0
White	6	17	2.8	5	0
J. Green	5	4	0.8	4	0
Sanders	1	0	0.0	0	0
Zastudil	1	0	0.0	0	0
RAVENS	452	1605	3.6	52	5
Opponents	431	1591	3.7	77t	8

RECEIVING

	NO	YDS	AVG	LG	TD
Mason	86	1073	12.5	39t	3
Heap	75	855	11.4	48	7
Clayton	44	471	10.7	47t	2
Taylor	41	292	7.1	20	1
J. Lewis	32	191	6.0	15t	1
Wilcox	20	154	7.7	17t	1
Hymes	11	132	12.0	21	2
J. Green	7	32	4.6	8	0
Dinkins	6	55	9.2	15	0
Moore	3	59	19.7	24	0
Mughelli	3	13	4.3	6	0
Mu. Smith	3	5	1.7	4	0
P. Johnson	2	31	15.5	19	0
Ricard	2	18	9.0	11	0
RAVENS	335	3381	10.1	48	17
Opponents	296	3228	10.9	56	18

INTERCEPTIONS

	NO	YDS	AVG	LG	TD
Sanders	2	57	28.5	33	0
Thomas	2	48	24.0	28	1
Suggs	2	38	19.0	38	0
Reed	1	23	23.0	23	0
Williams	1	14	14.0	14	0
Rolle	1	11	11.0	11	0
Polley	1	2	2.0	2	0
R. Lewis	1	0	0.0	0	0
McAlister	1	0	0.0	0	0
RAVENS	12	193	16.1	48	1
Opponents	21	256	12.2	37	3

PUNTING

	NO	YDS	AVG	NET	TB	IN	LG	BLK
Zastudil	84	3653	43.5	35.7	7	11	60	1
Elling	1	32	32.0	32.0	0	1	32	0
RAVENS	86	3685	42.8	35.6	7	12	60	1
Opponents	89	3605	40.5	33.0	12	30	61	0

PUNT RETURNS

	RET	FC	YDS	AVG	LG	TD
Sams	33	10	401	12.2	51	0
Clayton	6	2	30	5.0	10	0
Sanders	0	1	0	---	---	0
RAVENS	39	13	431	11.1	51	0
Opponents	55	12	481	8.7	62t	1

KICKOFF RETURNS

	NO	YDS	AVG	LG	TD
Sams	44	998	22.7	87	0
Taylor	12	253	21.1	45	0
White	2	18	9.0	9	0
Dinkins	1	10	10.0	10	0
J. Green	1	10	10.0	10	0
RAVENS	60	1289	21.5	87	0
Opponents	62	1352	21.8	59	0

FIELD GOALS

	1-19	20-29	30-39	40-49	50+
Stover	1/1	8/8	10/11	11/14	0/0
Elling	0/0	0/0	0/0	0/0	0/1
RAVENS	1/1	8/8	10/11	11/14	0/1
Opponents	0/0	12/12	9/9	8/10	0/0

Stover: (38N,47N,45N)(30)(42,25)(46)(39,27,38)(40,29)(22,43N,40,49,47)(34,32,31)(41)(47,25,44)(38)(29)(23,40)(37,38,19)(21,43,31)

Elling: 0(0)0(0)0(0)0(0)0(54N)0(0)0(0)

Opponents: (20)(39,29,47)(21)(24)(23,47N)(42,37)(48N)(48,33,26)(44,37)(26,31)(39,26,22,29,39)(47,48)(27)(36,40,46)(21,39)



2005 STATISTICS

DEFENSIVE

FROM COACHES VIDEO

PLAYER	TT	SOLO	AS	SACKS	YDS	INT	YDS	PD	FF	FR
Polley, Tommy	134	95	39	4	29	0	0	2	2	1
Scott, Bart	119	77	42	4	24.5	0	0	5	1	1
Thomas, Adalius	104	70	34	9	75	2	48	9	3	4
Gregg, Kelly	102	61	41	2.5	15	0	0	4	0	0
Suggs, Terrell	86	65	21	8	64.5	2	38	3	6	1
Lewis, Ray	77	47	30	1	1	1	0	3	0	1
Demps, Will	70	56	14	0	0	0	0	3	0	2
Kemoeatu, Maake	70	44	26	1	2	0	0	0	0	1
Johnson, Jarret	61	37	24	1.5	4	0	0	2	0	1
McAlister, Chris	53	47	6	0	0	1	0	20	1	0
Williams, Chad	47	34	13	1.5	12	1	14	3	2	0
Weaver, Anthony	46	35	11	2	11	0	0	2	0	1
Rolle, Samari	45	40	5	0	0	1	11	14	1	0
Reed, Ed	40	36	4	0	0	1	23	12	0	0
Sanders, Deion	40	30	10	0	0	2	57	7	0	0
Edwards, Dwan	38	23	15	0	0	0	0	0	0	0
Franklin, Aubrayo	34	18	16	1	1	0	0	1	0	0
Carter, Dale	18	17	1	0	0	0	0	1	0	0
Boulware, Peter	15	6	9	2.5	18	0	0	1	0	0
Green, Roderick	4	4	0	2	4	0	0	0	0	0
Ward, B.J.	4	4	0	0	0	0	0	0	0	1
Totals	1207	846	361	42	261	11	191	92	16	14

SPECIAL TEAMS

FROM COACHES VIDEO

PLAYER	TT	SOLO	AS	FF	FR	BK
Wilcox, Daniel	18	12	6	0	1	0
Green, Roderick	17	12	5	0	1	0
Ward, B.J.	17	11	6	1	0	0
Mughelli, Ovie	16	15	1	0	0	0
Scott, Bart	15	12	3	2	0	0
Taylor, Chester	13	10	3	0	0	0
Williams, Chad	12	10	2	0	0	0
Carter, Dale	10	10	0	1	0	0
Dinkins, Darnell	10	9	1	0	0	0
Katula, Matt	10	7	3	0	0	0
Demps, Will	7	3	4	0	0	0
Green, Justin	4	3	1	0	0	0
Thomas, Adalius	4	4	0	0	0	0
Polley, Tommy	3	1	2	0	0	0
Clayton, Mark	2	2	0	0	0	0
Haley, Dennis	2	2	0	0	0	0
Oglesby, Evan	2	1	1	0	0	0
Smith, Mike	2	1	1	0	0	0
Smith, Musa	2	2	0	0	0	0
Elling, Aaron	1	1	0	0	0	0
Nelson, Jim	1	1	0	0	0	0
Stover, Matt	1	1	0	0	0	0
Woodfin, Zac	1	1	0	0	0	0
Zastudil, Dave	1	1	0	0	0	0
Totals	171	132	39	4	2	0

TOP THREE

SOLO	SACKS	FF	FR	PD
95 Tommy Polley	9 Adalius Thomas	6 Terrell Suggs	4 Adalius Thomas	20 Chris McAlister
77 Bart Scott	8 Terrell Suggs	3 Adalius Thomas	2 Will Demps	14 Samari Rolle
70 Adalius Thomas	4 2 Tied	2 2 Tied	1 8 Tied	12 Ed Reed

USUAL STARTERS

OFFENSE		DEFENSE	
WR 89 Mark Clayton	LDE 98 Anthony Weaver		
LT 75 Jonathan Ogden	DT 97 Kelly Gregg		
LG 64 Edwin Mulitalo	NT 92 Maake Kemoeatu		
C 62 Mike Flynn	RDE 55 Terrell Suggs		
RG 68 Keydrick Vincent	LLB 96 Adalius Thomas		
RT 77 Orlando Brown	MLB 50 Tommy Polley		
TE 86 Todd Heap	RLB 57 Bart Scott		
WR 85 Derrick Mason	LCB 21 Chris McAlister		
QB 7 Kyle Boller	RCB 22 Samari Rolle		
RB 31 Jamal Lewis	SS 20 Ed Reed		
FB 34 Ovie Mughelli	FS 47 Will Demps		

COACHES

Brian Billick, Head Coach; **Jim Fassel**, Offensive Coordinator; **Rex Ryan**, Defensive Coordinator; **Gary Zauner**, Special Teams Coordinator; **Clarence Brooks**, Defensive Line; **John Fassel**, Offensive Assistant; **Jedd Fisch**, Asst. Quarterbacks/Wide Receivers; **Jeff FitzGerald**, Linebackers; **Chris Foerster**, Asst. Head Coach/Offensive Line; **Jeff Friday**, Strength and Conditioning; **Wade Harman**, Tight Ends/Asst. Offensive Line; **Johnnie Lynn**, Secondary; **Rick Neuheisel**, Quarterbacks; **Mike Pettine**, Outside Linebackers; **Paul Ricci**, Asst. Strength and Conditioning; **David Shaw**, Wide Receivers; **Matt Simon**, Running Backs; **Bennie Thompson**, Asst. Special Teams; **Dennis Thurman**, Secondary

RAVENS HONOR ROLL

Pro Bowl: LT Jonathan Ogden (starter); TE Todd Heap and S Ed Reed (alternates)
FedEx Air Player of the Week: QB Kyle Boller (Week 16)
Pro Football Weekly/PFWA All-Rookie Team: WR Mark Clayton
The Sporting News All-Pro: PR B.J. Sams
USA Today All-Joe Team: DT Kelly Gregg
NFL Players of the Week: K Matt Stover (Week 11) – Special Teams; LB Terrell Suggs (Week 13) – Defense
Ravens Nest Player of the Year: LB Bart Scott
Ravens Roost Extra Effort Award: DE Jarret Johnson
Ravens Roost Unsung Hero: LB Adalius Thomas
Ed Block Courage Award: CB Dale Carter

SEASON TRENDS

Record	6-10	When Scoring First	4-4
vs. AFC North	2-4	When Not Scoring First	1-6
vs. AFC	4-8	Positive or Even Turnover Ratio	4-4
vs. NFC	2-2	Negative Turnover Ratio	2-6
Home	6-2	Winning or Even Penalty Ratio	3-2
Away	0-8	Losing Penalty Ratio	3-8
On Grass	0-6	With a 100-Yard Rusher	1-1
On Artificial Turf	6-4	With a 100-Yard Receiver	2-1
Outdoors	6-9	Without a 100-Yard Rusher	5-9
Indoors	0-1	Without a 100-Yard Receiver	4-9
Leading at Halftime	5-1	When Allowing a 100-Yard Rusher	0-4
Trailing at Halftime	1-8	When Not Allowing a 100-Yard Rusher	5-7
Tied at Halftime	0-1	When Allowing a 100-Yard Receiver	0-3
Leading After 3 Quarters	5-0	When Not Allowing a 100-Yard Receiver	6-7
Tied After 3 Quarters	0-0	With a 300-Yard Passer	0-0
Trailing After 3 Quarters	1-10	Without a 300-Yard Passer	6-10
Winning Coin Toss	3-5	Allowing a 300-Yard (net) Passer	0-1
Losing Coin Toss	3-5	Not Allowing a 300-Yard (net) Passer	6-9
Decided by 7 Points or Less	3-4	Overtime	1-0
Decided By 3 Points or Less	2-2	Preseason	2-2

2006 STATISTICS

RESULTS AND ATTENDANCE

WON 13, LOST 3 (AFC NORTH CHAMPIONS)

9/10	W	27-0	at Tampa Bay	65,087
9/17	W	28-6	Oakland	70,744
9/24	W	15-14	at Cleveland	72,474
10/01	W	16-13	San Diego	70,743
10/09	L	3-13	at Denver	76,355
10/15	L	21-23	Carolina	70,762
10/22			Bye Week	
10/29	W	35-22	at New Orleans	69,152
11/05	W	26-20	Cincinnati	70,792
11/12	W	27-26	at Tennessee	69,143
11/19	W	24-10	Atlanta	70,790
11/26	W	27-0	Pittsburgh	70,946
11/30	L	7-13	at Cincinnati	65,973
12/10	W	20-10	at Kansas City	77,232
12/17	W	27-17	Cleveland	70,857
12/24	W	31-7	at Pittsburgh	63,224
12/31	W	19-7	Buffalo	70,913

TEAM STATISTICS

	RAVENS	OPPONENT
TOTAL FIRST DOWNS	282	236
Rushing	86	59
Passing	179	151
Penalty	17	26
3rd Down: Made/Att	96/233	60/208
3rd Down Pct.	41.2	28.8
4th Down: Made/Att	8/11	9/23
4th Down Pct.	72.7	39.1
POSSESSION AVG.	32:49	27:12
TOTAL NET YARDS	5072	4225
Avg. Per Game	317.0	264.1
Total Plays	1017	936
Avg. Per Play	5.0	4.5
NET YARDS RUSHING	1637	1214
Avg. Per Game	102.3	75.9
Total Rushes	476	367
NET YARDS PASSING	3435	3011
Avg. Per Game	214.7	188.2
Sacked/Yards Lost	17/100	60/418
Gross Yards	3535	3429
Att./Completions	524/328	509/279
Completion Pct.	62.6	54.8
Had Intercepted	14	28
PUNTS/AVERAGE	86/43.0	86/44.9
NET PUNTING AVG.	86/37.6	86/38.3
PENALTIES/YARDS	109/878	79/580
FUMBLES/BALL LOST	21/9	24/12
TOUCHDOWNS	38	21
Rushing	11	5
Passing	21	16
Returns	6	0

SCORE BY PERIODS	1	2	3	4	OT	PTS
RAVENS	84	91	73	105	0	353
Opponents	32	84	30	55	0	201

SCORING	TD	RU	PA	RT	K/PAT	FG	S	PTS
Stover	0	0	0	0	37/37	28/30	0	121
J. Lewis	9	9	0	0			0	54
Heap	6	0	6	0			0	36
Clayton	5	0	5	0			0	30
Wilcox	3	0	3	0			0	18
Mason	2	0	2	0			0	12
McAlister	2	0	0	2			0	12
Mughelli	2	0	2	0			0	12
Williams	2	0	2	0			0	12
Reed	1	0	0	1			1	8
Thomas	1	0	0	1			1	8
Anderson	1	1	0	0			0	6
Landry	1	0	0	1			0	6
McNair	1	1	0	0			0	6
Moore	1	0	1	0			0	6
Prude	1	0	0	1			0	6
RAVENS	38	11	21	6	37/37	28/30	2	353
Opponents	21	5	16	0	20/20	17/23	1	201

2-PT. CONVERSIONS: RAVENS 0-1; Opponents 1-1

SACKS: Pryce 13, Thomas 11, Scott 9.5, Suggs 9.5, R. Lewis 5, Gregg 3.5, Landry 3, Ivy 2, J. Johnson 1.5, Ngata 1, Rolle 1 **RAVENS 60; Opponents 17**

PASSING	ATT	COMP	YARDS	COMP%	YDS/ATT
McNair	468	295	3050	63.0	6.52
Boller	55	33	485	60.0	8.82
Clayton	1	0	0	0.0	0.00
RAVENS	524	328	3535	62.6	6.75
Opponents	509	279	3429	54.8	6.74

RUSHING

	NO	YDS	AVG	LG	TD
J. Lewis	314	1132	3.6	52	9
Anderson	39	183	4.7	34t	1
Mu. Smith	36	153	4.3	30	0
McNair	45	119	2.6	19	1
Mughelli	12	50	4.2	12	0
Boller	22	34	1.5	10	0
Mason	1	-4	-4.0	-4	0
Clayton	7	-30	-4.3	3	0
RAVENS	476	1637	3.4	52	11
Opponents	367	1214	3.3	47	5

RECEIVING

	NO	YDS	AVG	LG	TD
Heap	73	765	10.5	30	6
Mason	68	750	11.0	38	2
Clayton	67	939	14.0	87t	5
Williams	22	396	18.0	77t	2
Mu. Smith	22	135	6.1	30	0
Mughelli	21	182	8.7	30t	2
Wilcox	20	166	8.3	35	3
J. Lewis	18	115	6.4	15	0
Anderson	9	54	6.0	13	0
Green	4	17	4.3	12	0
Sypniewski	2	15	7.5	9	0
Moore	2	1	0.5	4t	1
RAVENS	328	3535	10.8	87t	21
Opponents	279	3429	12.3	72t	16

INTERCEPTIONS

	NO	YDS	AVG	LG	TD
McAlister	6	121	20.2	60t	2
Landry	5	101	20.2	37	1
Reed	5	70	14.0	37	1
Rolle	3	60	20.0	44	0
Prude	2	66	33.0	54	1
Scott	2	31	15.5	24	0
R. Lewis	2	27	13.5	27	0
Ngata	1	60	60.0	60	0
Thomas	1	7	7.0	7	0
Ivy	1	0	0.0	0	0
Sapp	0	1	0.0	1	0
RAVENS	28	544	19.4	60t	5
Opponents	14	142	10.1	45	0

PUNTING

	NO	YDS	AVG	NET	TB	IN	LG	BLK
Koch	86	3695	43.0	37.6	3	30	61	0
RAVENS	86	3695	43.0	37.6	3	30	61	0
Opponents	86	3864	44.9	38.3	11	26	71	0

PUNT RETURNS

	RET	FC	YDS	AVG	LG	TD
Sams	29	4	307	10.6	65	0
Ross	13	3	37	2.8	9	0
Ivy	2	0	7	3.5	7	0
Oglesby	1	0	0	0.0	0	0
RAVENS	45	7	351	7.8	65	0
Opponents	44	16	404	9.2	38	0

KICKOFF RETURNS

	NO	YDS	AVG	LG	TD
Sams	30	772	25.7	72	0
Ross	9	194	21.6	28	0
J. Johnson	3	28	9.3	14	0
Ivy	1	14	14.0	14	0
Mu. Smith	1	27	27.0	27	0
Sypniewski	1	11	11.0	11	0
RAVENS	45	1046	23.2	72	0
Opponents	75	1636	21.8	46	0

FIELD GOALS

	1-19	20-29	30-39	40-49	50+
Stover	0/0	12/13	9/9	6/7	1/1
RAVENS	0/0	12/13	9/9	6/7	1/1
Opponents	0/0	6/6	4/5	3/8	4/4

Stover: (20G,42G)(25G,33G,37G,23G)(32G,43G,52G)(24G)(43G,25G,36G,35G)(27G,40G)(42N,29G)(37G,40G)(29N)(41G,23G)(38G,22G)(26G)(26G,37G,39G,29G)

Opponents: (34G,51G)(34G,54G,40N)(43G,44G)(21G,31G,21G)(51G,31G)(21G,41N,43B)(21G)(23G,27G,46N)(32N,49G)(51G,47N)(0)

	TD	TD%	INT	INT%	LG	SACK/LOST	RATING
McNair	16	3.4	12	2.6	87t	14/84	82.5
Boller	5	9.1	2	3.6	77t	3/16	104.0
Clayton	0	0.0	0	0.0	0	0/0	39.6
RAVENS	21	4.0	14	2.7	87t	17/100	84.6
Opponents	16	3.1	28	5.5	72t	60/418	63.4

2006 STATISTICS

DEFENSIVE

FROM COACHES VIDEO

PLAYER	TT	SOLO	AS	SACKS	YDS	INT	YDS	PD	FF	FR
Lewis, Ray	164	106	58	5	36.5	2	27	9	1	1
Scott, Bart	135	93	42	9.5	66	2	31	9	1	0
Thomas, Adalius	106	75	31	11	59	1	7	9	1	1
Gregg, Kelly	101	61	40	3.5	23	0	0	1	1	3
Landry, Dawan	89	55	34	3	16	5	101	13	0	0
Suggs, Terrell	86	63	23	9.5	64.5	0	0	7	3	2
Pryce, Trevor	73	49	24	13	113.5	0	0	3	2	0
Reed, Ed	66	61	5	0	0	5	70	16	1	1
Rolle, Samari	60	55	5	1	7	3	60	13	0	0
McAlister, Chris	56	51	5	0	0	6	121	25	0	2
Ngata, Haloti	51	28	23	1	3	1	60	3	0	0
Johnson, Jarret	35	23	12	1.5	16.5	0	0	2	0	0
Franklin, Aubrayo	23	13	10	0	0	0	0	1	0	0
Bannan, Justin	20	13	7	0	0	0	0	0	1	0
Ivy, Corey	17	14	3	2	13	1	0	6	2	0
Edwards, Dwan	12	7	5	0	0	0	0	1	0	0
Sapp, Gerome	12	10	2	0	0	0	1	2	1	0
Haley, Dennis	11	6	5	0	0	0	0	2	0	0
Oglesby, Evan	9	8	1	0	0	0	0	2	0	0
Prude, Ronnie	4	4	0	0	0	2	66	5	0	0
Stills, Gary	2	2	0	0	0	0	0	0	1	1
Cody, Dan	1	0	1	0	0	0	0	0	0	0
Martin, Derrick	1	1	0	0	0	0	0	0	0	0
Smith, Mike	1	0	1	0	0	0	0	0	0	0
Totals	1135	798	337	60	418	28	544	129	15	11

SPECIAL TEAMS

FROM COACHES VIDEO

PLAYER	TT	SOLO	AS	FF	FR	BK
Stills, Gary	44	29	15	0	1	0
Wilcox, Daniel	20	13	7	0	0	0
Oglesby, Evan	17	9	8	0	0	0
Ivy, Corey	14	11	3	0	0	0
Mughelli, Ovie	14	10	4	0	0	0
Green, Justin	12	6	6	0	0	0
Sapp, Gerome	10	7	3	0	0	0
Haley, Dennis	9	3	6	0	0	0
Johnson, Jarret	6	5	1	0	0	0
Prude, Ronnie	6	5	1	0	0	0
Smith, Mike	6	2	4	1	0	0
Katula, Matt	5	1	4	0	0	0
Johnson, Tim	4	4	0	0	0	0
Landry, Dawan	4	3	1	0	0	0
Martin, Derrick	4	3	1	0	0	0
Smith, Musa	4	2	2	0	1	0
Bannister, Alex	2	2	0	0	0	0
Koch, Sam	2	2	0	0	0	0
Sypniewski, Quinn	2	1	1	0	0	0
Winborne, Jamaine	2	1	1	0	0	0
Anderson, Mike	1	0	1	0	0	0
Stover, Matt	1	1	0	0	0	0
Thomas, Adalius	1	0	1	0	0	0
Totals	190	120	70	1	2	0

TOP THREE

SOLO	SACKS	FF	FR	PD
106 Ray Lewis	13 Trevor Pryce	3 Terrell Suggs	3 Kelly Gregg	25 Chris McAlister
93 Bart Scott	11 Adalius Thomas	2 Corey Ivy	2 Chris McAlister	16 Ed Reed
75 Adalius Thomas	9.5 2 Players	2 Trevor Pryce	2 Terrell Suggs	13 2 Players

USUAL STARTERS

OFFENSE		DEFENSE	
WR 89	Mark Clayton	LDT 90	Trevor Pryce
LT 75	Jonathan Ogden	NT 97	Kelly Gregg
LG 60	Jason Brown	RDT 92	Haloti Ngata
C 62	Mike Flynn	LOLB 55	Terrell Suggs
RG 68	Keydrick Vincent	LILB 57	Bart Scott
RT 79	Tony Pashos	RILB 52	Ray Lewis
TE 86	Todd Heap	ROLB 96	Adalius Thomas
WR 85	Derrick Mason	LCB 21	Chris McAlister
QB 9	Steve McNair	RCB 22	Samari Rolle
RB 31	Jamal Lewis	SS 26	Dawan Landry
FB 34	Ovie Mughelli	FS 20	Ed Reed

COACHES

Brian Billick, Head Coach; **Rex Ryan**, Defensive Coordinator; **Frank Ganzs Jr.**, Special Teams Coordinator; **Clarence Brooks**, Defensive Line; **Mark Carrier**, Secondary; **Vic Fangio**, Special Assistant; **Jim Fassel**, Offensive Coordinator (games 1-4); **John Fassel**, Special Teams Assistant; **Jedd Fisch**, Asst. Quarterbacks/Wide Receivers; **Jeff FitzGerald**, Linebackers; **Chris Foerster**, Asst. Head Coach/Offensive Line; **Jeff Friday**, Strength and Conditioning; **Wade Harman**, Tight Ends/Asst. Offensive Line; **Mike Johnson**, Wide Receivers; **Tony Nathan**, Running Backs; **Rick Neuheisel**, Quarterbacks; **Mike Pettine**, Outside Linebackers; **Paul Ricci**, Asst. Strength and Conditioning; **Greg Roman**, Asst. Offensive Line; **Dennis Thurman**, Secondary

RAVENS HONOR ROLL

Pro Bowl: LB Ray Lewis, CB Chris McAlister, QB Steve McNair; LT Jonathan Ogden (starter), S Ed Reed (starter), LB Bart Scott, LB Terrell Suggs, LB Adalius Thomas (starter)

NFL Alumni Association's TE of the Year: Todd Heap

Pro Football Weekly Asst. Coach of the Year: Rex Ryan

USA Today's All-Joe Team: NT Kelly Gregg, TE Todd Heap, FB Ovie Mughelli, DE Trevor Pryce, LB Bart Scott, K Matt Stover

NFL Players of the Month/Week: LB Bart Scott (Sept.) - Defense, K Matt Stover (Sept.) - Special Teams, LB Ray Lewis (Week 1) - Defense, CB Chris McAlister (Week 17) - Defense, DT Trevor Pryce (Week 10) - Special Teams, RB B.J. Sams (Week 11) - Special Teams

Ed Block Courage Award: CB Corey Ivy

Ravens Roost Unsung Hero: CB Corey Ivy

Ravens Roost Extra Effort: TE Daniel Wilcox

Ravens Nest Player of the Year: NT Kelly Gregg

SEASON TRENDS

Record	13-3	When Scoring First	9-1
vs. AFC North	5-1	When Not Scoring First	4-2
vs. AFC	10-2	Positive or Even Turnover Ratio	9-1
vs. NFC	3-1	Negative Turnover Ratio	4-2
Home	7-1	Winning or Even Penalty Ratio	6-1
Away	6-2	Losing Penalty Ratio	8-2
On Grass	5-1	With a 100-Yard Rusher	2-0
On Artificial Turf	8-2	With a 100-Yard Receiver	5-1
Outdoors	12-3	Without a 100-Yard Rusher	11-3
Indoors	1-0	Without a 100-Yard Receiver	8-2
Leading at Halftime	9-0	When Allowing a 100-Yard Rusher	2-0
Trailing at Halftime	4-2	When Not Allowing a 100-Yard Rusher	11-3
Tied at Halftime	0-1	When Allowing a 100-Yard Receiver	4-2
Leading After 3 Quarters	10-0	When Not Allowing a 100-Yard Receiver	9-1
Tied After 3 Quarters	0-1	With a 300-Yard Passer	1-0
Trailing After 3 Quarters	3-2	Without a 300-Yard Passer	12-3
Winning Coin Toss	5-2	Allowing a 300-Yard (net) Passer	1-1
Losing Coin Toss	8-1	Not Allowing a 300-Yard (net) Passer	12-2
Decided by 7 Points or Less	4-2	Overtime	0-0
Decided By 3 Points or Less	3-1	Preseason	2-2

2006 POSTSEASON STATISTICS

RESULTS AND ATTENDANCE

WON 0, LOST 1

01/13 L 6-15 Indianapolis 71,162

TEAM STATISTICS

	RAVENS	OPPONENT
TOTAL FIRST DOWNS	13	15
Rushing	5	6
Passing	6	9
Penalty	2	0
3rd Down: Made/Att	2/11	8/19
3rd Down Pct.	18.2	42.1
4th Down: Made/Att	0/0	0/0
4th Down Pct.	0.0	0.0
POSSESSION AVG.	28:36	31:24
TOTAL NET YARDS	244	261
Avg. Per Game	244.0	261.0
Total Plays	51	66
Avg. Per Play	4.8	4.0
NET YARDS RUSHING	83	100
Avg. Per Game	83.0	100.0
Total Rushes	20	35
NET YARDS PASSING	161	161
Avg. Per Game	161.0	161.0
Sacked/Yards Lost	2/12	1/9
Gross Yards	173	170
Att./Completions	29/18	30/15
Completion Pct.	62.1	50.0
Had Intercepted	2	2
PUNTS/AVERAGE	5/38.0	4/45.0
NET PUNTING AVG.	5/27.4	4/32.5
PENALTIES/YARDS	6/39	3/19
FUMBLES/BALL LOST	2/2	3/0
TOUCHDOWNS	0	0
Rushing	0	0
Passing	0	0
Returns	0	0

SCORE BY PERIODS	1	2	3	4	OT	PTS
RAVENS	0	3	0	3	0	6
Opponents	6	3	3	3	0	15

SCORING	TD	RU	PA	RT	K/PAT	FG	S	PTS
Stover	0	0	0	0	0/0	2/2	0	6
RAVENS	0	0	0	0	0/0	2/2	0	6
Opponents	0	0	0	0	0/0	5/5	0	15

2-PT. CONVERSIONS: RAVENS 0-0; Opponents 0-0

SACKS: Gregg 0.5, Thomas 0.5 RAVENS 1.0; Opponents 2.0

RUSHING

	NO	YDS	AVG	LG	TD
J. Lewis	13	53	4.1	18	0
Anderson	4	18	4.5	8	0
McNair	1	6	6.0	6	0
Mughelli	2	6	3.0	3	0
RAVENS	20	83	4.2	18	0
Opponents	35	100	2.9	25	0

RECEIVING

	NO	YDS	AVG	LG	TD
Clayton	6	73	12.2	21	0
Heap	3	28	9.3	23	0
J. Lewis	3	24	8.0	13	0
Mason	2	16	8.0	9	0
Mughelli	2	11	5.5	9	0
Wilcox	1	15	15.0	15	0
Anderson	1	6	6.0	6	0
RAVENS	18	173	9.6	23	0
Opponents	15	170	11.3	27	0

INTERCEPTIONS

	NO	YDS	AVG	LG	TD
Reed	2	0	0.0	0	0
RAVENS	2	0	0.0	0	0
Opponents	2	9	4.5	9	0

PUNTING

	NO	YDS	AVG	NET	TB	IN	LG	BLK
Koch	5	190	38.0	27.4	1	1	47	0
RAVENS	5	190	38.0	27.4	1	1	47	0
Opponents	4	180	45.0	32.5	1	1	51	0

PUNT RETURNS

	RET	FC	YDS	AVG	LG	TD
Ross	2	0	30	15.0	18	0
RAVENS	2	0	30	15.0	18	0
Opponents	3	1	33	11.0	21	0

KICKOFF RETURNS

	NO	YDS	AVG	LG	TD
Ross	6	124	20.7	27	0
RAVENS	6	124	20.7	27	0
Opponents	3	48	16.0	18	0

FIELD GOALS

	1-19	20-29	30-39	40-49	50+
Stover	0/0	0/0	0/0	1/1	1/1
RAVENS	0/0	0/0	0/0	1/1	1/1
Opponents	0/0	1/1	1/1	2/2	1/1

Stover: (40G,51G)
Opponents: (23G,42G,51G,48G,35G)

PASSING	ATT	COMP	YARDS	COMP%	YDS/ATT	TD	TD%	INT	INT%	LG	SACK/LOST	RATING
McNair	29	18	173	62.1	5.97	0	0.0	2	6.9	23	2/12	49.9
RAVENS	29	18	173	62.1	5.97	0	0.0	2	6.9	23	2/12	49.9
Opponents	30	15	170	50.0	5.67	0	0.0	2	6.7	27	1/9	39.6

DEFENSIVE

FROM COACHES VIDEO

PLAYER	TT	SOLO	AS	SACKS	LOST	INT	YDS	PD	FF	FR
Lewis, Ray	23	13	10	0	0	0	0	3	0	0
Scott, Bart	12	5	7	0	0	0	0	0	0	0
Suggs, Terrell	10	9	1	0	0	0	0	0	1	0
Pryce, Trevor	8	3	5	0	0	0	0	0	0	0
Thomas, Adalius	8	5	3	0	0	0	0	0	0	0
Gregg, Kelly	7	5	2	1	9	0	0	0	0	0
Ngata, Haloti	7	3	4	0	0	0	0	0	0	0
Rolle, Samari	4	3	1	0	0	0	0	1	0	0
McAlister, Chris	3	3	0	0	0	0	0	1	0	0
Ivy, Corey	2	2	0	0	0	0	0	0	0	0
Johnson, Jarret	2	2	0	0	0	0	0	0	0	0
Reed, Ed	2	2	0	0	0	2	0	3	0	0
Franklin, Aubrayo	1	0	1	0	0	0	0	0	0	0
Landry, Dawan	1	0	1	0	0	0	0	0	0	0
Totals	90	55	35	1	9	2	0	8	1	0

SPECIAL TEAMS

FROM COACHES VIDEO

PLAYER	TT	SOLO	AS	FF	FR	BK
Haley, Dennis	1	1	0	0	0	0
Johnson, Tim	1	1	0	0	0	0
Katula, Matt	1	1	0	0	0	0
Landry, Dawan	1	1	0	0	0	0
Oglesby, Evan	1	1	0	0	0	0
Sapp, Gerome	1	1	0	0	0	0
Totals	6	6	0	0	0	0



2007 STATISTICS

RESULTS AND ATTENDANCE

WON 5, LOST 11

9/10	L	20-27	at Cincinnati	66,093
9/16	W	20-13	New York Jets	71,246
9/23	W	26-23	Arizona	71,372
9/30	L	13-27	at Cleveland	73,024
10/07	W	9-7	at San Francisco	67,885
10/14	W	22-3	St. Louis	71,175
10/21	L	14-19	at Buffalo	70,727
11/05	L	7-38	at Pittsburgh	63,457
11/11	L	7-21	Cincinnati	71,130
11/18	L	30-33 (OT)	Cleveland	71,055
11/25	L	14-32	at San Diego	63,337
12/03	L	24-27	New England	71,382
12/09	L	20-44	Indianapolis	70,513
12/16	L	16-22 (OT)	at Miami	70,287
12/23	L	6-27	at Seattle	68,164
12/30	W	27-21	Pittsburgh	71,353

TEAM STATISTICS

TOTAL FIRST DOWNS

	RAVENS	OPPONENT
Rushing	96	69
Passing	175	162
Penalty	20	27
3rd Down: Made/Att	90/234	82/224
3rd Down Pct.	38.5	36.6
4th Down: Made/Att	11/21	7/13
4th Down Pct.	52.4	53.8

POSSESSION AVG.

	RAVENS	OPPONENT
TOTAL NET YARDS	4832	4825
Avg. Per Game	302.0	301.6
Total Plays	1042	968
Avg. Per Play	4.6	5.0

NET YARDS RUSHING

	RAVENS	OPPONENT
Avg. Per Game	112.3	79.3
Total Rushes	446	446

NET YARDS PASSING

	RAVENS	OPPONENT
Avg. Per Game	189.7	222.3
Sacked/Yards Lost	39/273	32/183
Gross Yards	3308	3740
Att./Completions	557/341	490/293
Completion Pct.	61.2	59.8
Had Intercepted	14	17

PUNTS/AVERAGE

	RAVENS	OPPONENT
NET PUNTING AVG.	79/36.0	76/37.4

PENALTIES/YARDS

	RAVENS	OPPONENT
PENALTIES/YARDS	107/873	84/728

FUMBLES/BALL LOST

	RAVENS	OPPONENT
FUMBLES/BALL LOST	35/26	12/6

TOUCHDOWNS

	RAVENS	OPPONENT
TOUCHDOWNS	28	39
Rushing	11	9
Passing	13	27
Returns	4	3

SCORE BY PERIODS

	1	2	3	4	OT	PTS
RAVENS	33	110	44	88	0	275
Opponents	69	136	87	83	9	384

SCORING

	TD	RU	PA	RT	K/PAT	FG	S	PTS
Stover	0	0	0	0	26/26	27/32	0	107
McGahee	8	7	1	0			0	48
Mason	5	0	5	0			0	30
Darling	3	0	3	0			0	18
Figurs	2	0	0	2			0	12
Mu. Smith	2	2	0	0			0	12
Heap	1	0	1	0			0	6
Lewis	1	0	0	1			0	6
McClain	1	0	1	0			0	6
Reed	1	0	0	1			0	6
Ross	1	1	0	0			0	6
T. Smith	1	1	0	0			0	6
Sypniewski	1	0	1	0			0	6
Wilcox	1	0	1	0			0	6
RAVENS	8	11	13	4	26/26	27/32	0	275
Opponents	39	9	27	3	35/36	37/43	1	384

2-PT. CONVERSIONS: RAVENS 0-2, Opponents 1-2

SACKS: Suggs 5, Gregg 3, Ivy 3, Ngata 3, Bannan 2, Barnes 2, Johnson 2, Lewis 2, Pryce 2, Sapp 2, Edwards 1, Jones 1, Landry 1, Scott 1, Stills 1, (group) 1, **RAVENS 32, Opponents 39**

FUM/LOST: McNair 8/7, Boller 5/4, Figurs 4/1, McGahee 4/3, T. Smith 3/2, Anderson 2/2, Reed 2/2, Ross 2/2, Mason 1/1, McClain 1/1, Pittman 1/0, Mu. Smith 1/0, Sypniewski 1/1

PASSING

	ATT	COMP	YARDS	COMP%	YDS/ATT	TD	TD%	INT	INT%	LG	SACK/LOST	RATING
Boller	275	168	1743	61.1	6.34	9	3.3	10	3.6	53	24/159	75.2
McNair	205	133	1113	64.9	5.43	2	1.0	4	2.0	30	11/85	73.9
T. Smith	76	40	452	52.6	5.95	2	2.6	0	0.0	79t	4/29	79.5
Clayton	1	0	0	0.0	0.00	0	0.0	0	0.0	0	0/0	39.6
RAVENS	557	341	3308	61.2	5.94	13	2.3	14	2.5	79t	39/273	75.2
Opponents	490	293	3740	59.8	7.63	27	5.5	17	3.5	78t	32/183	87.6

RUSHING

	NO	YDS	AVG	LG	TD
McGahee	294	1207	4.1	46t	7
Mu. Smith	75	264	3.5	24	2
Boller	19	89	4.7	15	0
Ross	12	72	6.0	32t	1
Anderson	15	62	4.1	16	0
T. Smith	12	54	4.5	14	1
McNair	10	32	3.2	13	0
McClain	8	18	2.3	4	0
Figurs	1	-1	-1.0	-1	0
RAVENS	446	1797	4.0	46t	11
Opponents	446	1268	2.8	36	9

RECEIVING

	NO	YDS	AVG	LG	TD
Mason	103	1087	10.6	79t	5
Clayton	48	531	11.1	52	0
McGahee	43	231	5.4	30	1
Sypniewski	34	246	7.2	13	1
Mu. Smith	27	192	7.1	29	0
Heap	23	239	10.4	37	1
Williams	20	290	14.5	34	0
Darling	18	326	18.1	53	3
McClain	9	55	6.1	13t	1
Wilcox	6	18	3.0	7	1
Anderson	4	26	6.5	10	0
Green	2	16	8.0	10	0
Vickers	2	4	2.0	5	0
Figurs	1	36	36.0	36	0
Willis	1	11	11.0	11	0
RAVENS	341	3308	9.7	79t	13
Opponents	293	3740	12.8	78t	27

INTERCEPTIONS

	NO	YDS	AVG	LG	TD
Reed	7	130	18.6	32	0
Lewis	2	35	17.5	35t	1
Pittman	2	21	10.5	29	0
Martin	2	3	1.5	3	0
Ivy	1	22	22.0	22	0
Edwards	1	1	1.0	1	0
McAlister	1	0	0.0	0	0
Rolle	1	0	0.0	0	0
RAVENS	17	212	12.5	35t	1
Opponents	14	293	20.9	100t	1

PUNTING

	NO	YDS	AVG	NET	TB	IN	LG	BLK
Koch	78	3397	43.6	36.0	9	20	64	1
RAVENS	79	3397	43.0	36.0	9	20	64	1
Opponents	76	3277	43.1	37.4	5	26	74	0

PUNT RETURNS

	RET	FC	YDS	AVG	LG	TD
Figurs	16	9	171	10.7	75t	1
Reed	10	3	94	9.4	63t	1
Ross	5	0	36	7.2	15	0
Sams	4	0	37	9.3	16	0
RAVENS	35	12	338	9.7	75t	2
Opponents	38	16	375	9.9	49	0

KICKOFF RETURNS

	NO	YDS	AVG	LG	TD
Figurs	46	1138	24.7	94t	1
Ross	9	148	16.4	25	0
Sams	5	140	28.0	47	0
Mu. Smith	3	89	29.7	52	0
Anderson	2	10	5.0	10	0
RAVENS	65	1525	23.5	94t	1
Opponents	61	1444	23.7	50	0

FIELD GOALS

	1-19	20-29	30-39	40-49	50+
Stover	1/1	11/11	7/7	8/12	0/1
RAVENS	1/1	11/11	7/7	8/12	0/1
Opponents	1/1	14/14	10/12	10/11	2/5

Stover: (36G,23G)(28G,46N,43G)(21G,28G,43G,46G)(46N,21G, 29G,41N)(26G,32G,49G)(43G,42G,23G,31G,36G)(0)(0)(34G,41G,47G)(0)(29G)(0)(27G,39G,50B,18G,44N)(0)(28G,31G)

Opponents: (53N,23G,40G)(50G,52N,21G)(48G,47N,40G,41G)(41G,20G)(52N)(35N,32G)(29G,26G,35G,41G)(22G)(34G,19G,22G,35G,35G,21G,33G)(35N,28G,39G,51G,33G)(27G,46G,41G,41G)(21G,38G)(0)(23G,22G,29G)(42G,39G)(0)

2007 STATISTICS

DEFENSIVE

FROM COACHES VIDEO

PLAYER	TT	SOLO	AS	SACKS	YDS	INT	YDS	PD	FF	FR
Lewis, Ray	184	108	76	2	7	2	35	10	2	1
Scott, Bart	131	84	47	1	2	0	0	3	0	0
Gregg, Kelly	111	78	33	3	15	0	0	4	0	1
Suggs, Terrell	95	51	44	5	34	0	0	7	1	0
Johnson, Jarret	94	59	35	2	19	0	0	2	2	0
Ngata, Haloti	94	58	36	3	14	0	0	2	1	0
Landry, Dawan	91	73	18	1	9	0	0	7	0	0
Ivy, Corey	63	55	8	3	21	1	22	16	1	1
Edwards, Dwan	58	30	28	1	8	1	1	1	0	0
Reed, Ed	45	36	9	0	0	7	130	13	0	1
Greisen, Nick	38	22	16	0	0	0	0	0	0	1
Bannan, Justin	37	19	18	2	4	0	0	0	1	0
Martin, Derrick	26	23	3	0	0	2	3	8	0	0
Rolle, Samari	25	23	2	0	0	1	0	5	0	0
McAlister, Chris	23	19	4	0	0	1	0	10	0	0
Pryce, Trevor	19	9	10	2	8	0	0	0	0	0
Pittman, David	10	8	2	0	0	2	21	4	0	0
Gaston, Willie	9	8	1	0	0	0	0	1	0	0
Sapp, Gerome	9	8	1	2	15	0	0	0	0	0
Barnes, Antwan	8	4	4	2	20	0	0	0	0	0
Prude, Ronnie	6	6	0	0	0	0	0	3	0	0
Winborne, Jamaine	6	5	1	0	0	0	0	3	0	0
Jones, Edgar	5	2	3	1	0	0	0	0	0	0
Gordon, Amon	3	2	1	0	0	0	0	0	0	0
Stills, Gary	3	1	2	1	5	0	0	0	0	0
Totals	1193	791	402	32*	181	17	212	99	8	5

*Includes a team sack

SPECIAL TEAMS

FROM COACHES VIDEO

PLAYER	TT	SOLO	AS	FF	FR	BK
Stills, Gary	26	25	1	1	0	0
Winborne, Jamaine	21	21	0	0	0	0
Green, Justin	19	18	1	0	0	0
Martin, Derrick	17	17	0	0	1	0
Greisen, Nick	13	13	0	0	0	0
McClain, LeRon	12	12	0	0	0	0
Prude, Ronnie	8	8	0	0	0	0
Barnes, Antwan	8	7	1	1	0	0
Burgess, Prescott	7	7	0	0	0	0
Katula, Matt	7	7	0	0	0	0
Smith, Musa	7	7	0	0	0	0
Sapp, Gerome	5	5	0	0	0	0
Wilcox, Daniel	5	5	0	0	0	0
Landry, Dawan	5	5	0	0	0	0
Anderson, Mike	4	3	1	0	0	0
McCune, Robert	3	2	1	0	0	0
Darling, Devard	2	2	0	0	1	0
Haley, Dennis	2	2	0	0	0	0
Ivy, Corey	2	2	0	0	0	0
Jones, Edgar	2	2	0	0	0	0
Willis, Matt	2	2	0	0	0	0
Gaston, Willie	1	1	0	0	0	0
Koch, Sam	1	1	0	0	0	0
Edwards, Dwan	0	0	0	0	0	1
Totals	179	174	5	2	2	1

TOP THREE

SOLO	SACKS	FF	FR	PD
108 Ray Lewis	5 Terrell Suggs	2 Jarret Johnson	1 5 Players	16 Corey Ivy
84 Bart Scott	3 3 Players	2 Ray Lewis		13 Ed Reed
78 Kelly Gregg	2 6 Players	1 4 Players		10 2 Players

USUAL STARTERS

OFFENSE		DEFENSE	
WR 89	Mark Clayton	LDT 93	Dwan Edwards
LT 75	Jonathan Ogden	NT 97	Kelly Gregg
LG 60	Jason Brown	RDT 92	Haloti Ngata
C 62	Mike Flynn	LOLB 95	Jarret Johnson
RG 66	Ben Grubbs	LILB 52	Ray Lewis
RT 73	Marshal Yanda	RILB 57	Bart Scott
TE 88	Quinn Sypniewski	ROLB 55	Terrell Suggs
WR 85	Derrick Mason	LCB 21	Chris McAlister
QB 9	Steve McNair	RCB 35	Corey Ivy
7	Kyle Boller	SS 26	Dawan Landry
RB 23	Willis McGahee	FS 20	Ed Reed
FB 39	LeRon McClain		

COACHES

Brian Billick, Head Coach; **Rick Neuheisel**, Offensive Coordinator/Quarterbacks; **Rex Ryan**, Defensive Coordinator; **Frank Gansz Jr.**, Special Teams Coordinator; **Clarence Brooks**, Defensive Line; **Mark Carrier**, Secondary; **Vic Fangio**, Special Assistant to the Head Coach/Defense; **John Fassel**, Special Teams Assistant; **Jedd Fisch**, Asst. Quarterbacks; **Jeff FitzGerald**, Linebackers; **Chris Foerster**, Asst. Head Coach/Offensive Line; **Jeff Friday**, Strength and Conditioning; **Wade Harman**, Tight Ends/Asst. Offensive Line; **Mike Johnson**, Wide Receivers; **Tony Nathan**, Running Backs; **Mike Pettine**, Outside Linebackers; **Paul Ricci**, Asst. Strength and Conditioning; **Greg Roman**, Asst. Offensive Line; **Dennis Thurman**, Secondary

RAVENS HONOR ROLL

Pro Bowl: LB Ray Lewis, RB Willis McGahee, LT Jonathan Ogden, S Ed Reed (starter)

Pro Bowl (1st Alternate): LB Terrell Suggs, ST Gary Stills

Pro Football Weekly's All-Rookie Team: G Ben Grubbs, RS Yamon Figurs

USA Today's All-Joe Team: NT Kelly Gregg, DT Haloti Ngata

NFL Players of the Week: K Matt Stover (Week 6) - Special Teams, RS Yamon Figurs (Week 3) - Special Teams

Ed Block Courage Award: CB Samari Rolle

Ravens Roost Unsung Hero: NT Kelly Gregg

Ravens Roost Extra Effort: G Ben Grubbs

Ravens Nest Player of the Year: LB Jarret Johnson

SEASON TRENDS

Record	5-11	When Scoring First	5-1
vs. AFC North	1-5	When Not Scoring First	0-10
vs. AFC	2-10	Positive or Even Turnover Ratio	5-1
vs. NFC	3-1	Negative Turnover Ratio	0-10
Home	4-4	Winning or Even Penalty Ratio	3-5
Away	1-7	Losing Penalty Ratio	2-6
On Grass	1-4	With a 100-Yard Rusher	0-5
On Artificial Turf	4-7	With a 100-Yard Receiver	0-2
Outdoors	5-11	Without a 100-Yard Rusher	5-6
Indoors	0-0	Without a 100-Yard Receiver	5-9
Leading at Halftime	5-1	When Allowing a 100-Yard Rusher	0-0
Trailing at Halftime	0-9	When Not Allowing a 100-Yard Rusher	5-11
Tied at Halftime	0-1	When Allowing a 100-Yard Receiver	2-4
Leading After 3 Quarters	5-1	When Not Allowing a 100-Yard Receiver	3-7
Tied After 3 Quarters	0-1	With a 300-Yard Passer	0-1
Trailing After 3 Quarters	0-9	Without a 300-Yard Passer	5-10
Winning Coin Toss	4-3	Allowing a 300-Yard (net) Passer	0-1
Losing Coin Toss	1-8	Not Allowing a 300-Yard (net) Passer	5-10
Decided by 7 Points or Less	4-5	Overtime	0-2
Decided By 3 Points or Less	2-2	Preseason	1-3



2008 STATISTICS

RESULTS AND ATTENDANCE

WON 11, LOST 5

WILD CARD/AFC CHAMPIONSHIP GAME

09/07	W	17-10	Cincinnati	70,978
09/21	W	28-10	Cleveland	71,104
09/29	L	20-23 OT	at Pittsburgh	64,038
10/05	L	10-13	Tennessee	71,131
10/12	L	3-31	at Indianapolis	66,153
10/19	W	27-13	at Miami	64,972
10/26	W	29-10	Oakland	71,254
11/02	W	37-27	at Cleveland	73,078
11/09	W	41-13	at Houston	70,552
11/16	L	10-30	at New York Giants	78,849
11/23	W	36-7	Philadelphia	71,379
11/30	W	34-3	at Cincinnati	63,871
12/07	W	24-10	Washington	71,438
12/14	L	9-13	Pittsburgh	71,502
12/20	W	33-24	at Dallas	63,800
12/28	W	27-7	Jacksonville	71,366

TEAM STATISTICS

TOTAL FIRST DOWNS

	RAVENS	OPPONENT
Rushing	132	58
Passing	147	152
Penalty	21	18
3rd Down: Made/Att	95/232	71/212
3rd Down Pct.	40.9	33.5
4th Down: Made/Att	7/11	3/16
4th Down Pct.	63.6	18.8

POSSESSION AVG.

RAVENS	33:10	26:50
--------	-------	-------

TOTAL NET YARDS

RAVENS	5184	4177
--------	------	------

NET YARDS RUSHING

RAVENS	2376	1302
--------	------	------

NET YARDS PASSING

RAVENS	2808	2875
--------	------	------

PUNTS/AVERAGE

RAVENS	84/45.0	92/42.8
--------	---------	---------

NET PUNTING AVG.

RAVENS	84/39.9	92/37.0
--------	---------	---------

PENALTIES/YARDS

RAVENS	103/785	114/792
--------	---------	---------

FUMBLES/BALL LOST

RAVENS	28/9	21/8
--------	------	------

TOUCHDOWNS

RAVENS	42	26
--------	----	----

SCORE BY PERIODS

	1	2	3	4	OT	PTS
--	---	---	---	---	----	-----

RAVENS	58	115	97	115	0	385
--------	----	-----	----	-----	---	-----

Opponents	57	58	66	60	3	244
-----------	----	----	----	----	---	-----

SCORING

	TD	RU	PA	RT	K/PAT	FG	S	PTS
Stover	0	0	0	0	41/41	27/33	0	122
L. McClain	11	10	1	0	0	0	0	66
McGahee	7	7	0	0	0	0	0	42
D. Mason	5	0	5	0	0	0	0	32
Clayton	4	1	3	0	0	0	0	24
Heap	3	0	3	0	0	0	0	18
Reed	3	0	0	3	0	0	0	18
Flacco	2	2	0	0	0	0	0	12
Suggs	2	0	0	2	0	0	0	12
Wilcox	2	0	2	0	0	0	0	12
Figuers	1	0	1	0	0	0	0	6
Leonhard	1	0	0	1	0	0	0	6
D. Williams	1	0	1	0	0	0	0	6
J. McClain	0	0	0	0	0	2	4	0
Hauschka	0	0	0	0	0/0	1/2	0	3
RAVENS	42	20	16	6	41/41	28/35	3	385
Opponents	26	4	17	5	25/25	21/22	0	244

2-PT. CONVERSIONS: D. Mason, RAVENS 1-1, Opponents 0-1

SACKS: Suggs 8, J. Johnson 5, Pryce 4.5, Lewis 3.5, Ivy 2.5, J. McClain 2.5, Scott 1.5, Ayanbadejo 1, Bannan 1, Leonhard 1, Ngata 1, Reed 1, (group) 1, Jones 0.5, **RAVENS 34, Opponents 33**

FUM/LOST: Flacco 11/2, L. McClain 4/1, Figurs 3/0, McGahee 3/3, D.

Mason 2/1, Brown 1/0, Heap 1/1, Leonhard 1/0, Reed 1/0, Rice 1/1

PASSING

	ATT	COMP	YARDS	COMP%	YDS/ATT	TD	TD%	INT	INT%	LG	SACK/LOST	RATING
Flacco	428	257	2971	60.0	6.94	14	3.3	12	2.8	70t	32/276	80.3
T. Smith	4	3	82	75.0	20.50	1	25.0	0	0.0	43	1/1	156.3
Clayton	1	1	32	100.0	32.00	1	100.0	0	0.0	32t	0/0	158.3
RAVENS	433	261	3085	60.3	7.12	16	3.7	12	2.8	70t	33/277	82.8
Opponents	528	276	3132	52.3	5.93	17	3.2	26	4.9	67t	34/257	60.6

RUSHING

	NO	YDS	AVG	LG	TD
L. McClain	232	902	3.9	82t	10
McGahee	170	671	3.9	77t	7
Rice	107	454	4.2	60	0
Flacco	52	180	3.5	38t	2
Clayton	6	81	13.5	42t	1
Parmele	2	27	13.5	31	0
Neal	12	25	2.1	5	0
T. Smith	9	24	2.7	8	0
Koch	1	9	9.0	9	0
D. Mason	1	3	3.0	3	0

RAVENS

592	2376	4.0	82t	20
------------	-------------	------------	------------	-----------

Opponents

366	1302	3.6	77	4
------------	-------------	------------	-----------	----------

RECEIVING

	NO	YDS	AVG	LG	TD
D. Mason	80	1037	13.0	54	5
Clayton	41	695	17.0	70t	3
Heap	35	403	11.5	30	3
Rice	33	273	8.3	40	0
McGahee	24	173	7.2	35	0
L. McClain	19	123	6.5	25	1
D. Williams	13	180	13.8	70t	1
Neal	7	35	5.0	13	0
Wilcox	5	19	3.8	8	2
Figuers	1	43	43.0	43t	1
Flacco	1	43	43.0	43	0
T. Smith	1	36	36.0	36	0
Jones	1	25	25.0	25	0

RAVENS

261	3085	11.8	70t	16
------------	-------------	-------------	------------	-----------

Opponents

276	3132	11.3	67t	17
------------	-------------	-------------	------------	-----------

INTERCEPTIONS

	NO	YDS	AVG	LG	TD
Reed	9	264	29.3	107t	2
Lewis	3	43	14.3	29	0
McAlister	3	28	9.3	16	0
Rolle	3	5	1.7	3	0
Suggs	2	86	43.0	44t	2
Ngata	2	8	4.0	7	0
Leonhard	1	35	35.0	35t	1
Washington	1	12	12.0	12	0
Walker	1	0	0.0	0	0
Bannan	1	-4	-4.0	-4	0
RAVENS	26	477	18.3	107t	5
Opponents	12	104	8.7	50t	1

PUNTING

Koch	84	3777	45.0	39.9	9	34	74	0
------	----	------	------	------	---	----	----	---

RAVENS	84	3777	45.0	39.9	9	34	74	0
---------------	-----------	-------------	-------------	-------------	----------	-----------	-----------	----------

Opponents	92	3938	42.8	37.0	8	21	59	1
------------------	-----------	-------------	-------------	-------------	----------	-----------	-----------	----------

PUNT RETURNS

	RET	FC	YDS	AVG	LG	TD
Figuers	23	11	138	6.0	35	0
Leonhard	20	9	232	11.6	46	0
Reed	1	0	8	8.0	8	0
RAVENS	44	20	378	8.6	46	0
Opponents	38	12	245	6.4	33	0

KICKOFF RETURNS

	NO	YDS	AVG	LG	TD
Figuers	29	608	21.0	39	0
Leonhard	8	163	20.4	30	0
Rice	7	161	23.0	30	0
Copper	2	35	17.5	18	0
Zbikowski	2	48	24.0	26	0
Clayton	1	12	12.0	12	0
J. Johnson	1	13	13.0	13	0
Jones	1	0	0.0	0	0
Neal	1	2	2.0	2	0
RAVENS	50	1007	20.1	39	0
Opponents	76	1720	22.6	100t	2

FIELD GOALS

	1-19	20-29	30-39	40-49	50+
Stover	0/0	11/11	11/12	5/9	0/1
Hauschka	0/0	0/0	0/0	0/0	1/2
RAVENS	0/0	11/11	11/12	5/9	1/1
Opponents	2/2	7/7	6/6	5/6	1/1

Stover: (47N,21G)(48N)(33G,20G)(38G,45N)(37G)(47G,28G)(38G,30G)(41G,32G,22G)(50N)(32B,38G)(44G,42G)(27G,21G)(32G)(28G,26G,28G)(26G,29G,37G,35G)(32G,48N,41G)

Hauschka: (0)(0)(0)(0)(0)(54G)(0)(53N)(0)(0)(0)

Opponents: (43G)(38G)(49G,19G,46G)(35G,26G)(37G)(21G,26G)(22G)(23G,54G)(23G,48G)(19G)(0)(21G)(48N,43G)(31G,30G)(35G)(0)

2008 STATISTICS

DEFENSIVE

FROM COACHES VIDEO

PLAYER	TT	SOLO	AS	SACKS	YDS LOST	INT	RET. YDS	PD	FF	FR
Lewis, Ray	160	84	76	3.5	32.5	3	43	12	1	2
Scott, Bart	104	54	50	1.5	12	0	0	5	0	0
Suggs, Terrell	102	62	40	8	69.5	2	86	11	2	1
Leonhard, Jim	85	61	24	1	7	1	35	6	0	0
Johnson, Jarret	82	46	36	5	32	0	0	4	2	1
Ngata, Haloti	77	43	34	1	8	2	8	4	0	0
Bannan, Justin	56	30	26	1	6	1	-4	3	0	0
Ivy, Corey	46	39	7	2.5	7	0	0	5	1	0
Douglas, Marques	43	24	19	0	0	0	0	0	0	0
Reed, Ed	40	32	8	1	9	9	264	14	1	2
Pryce, Trevor	35	20	15	4.5	23	0	0	6	0	0
Washington, Fabian	34	30	4	0	0	1	12	19	0	0
Walker, Frank	33	28	5	0	0	1	0	14	2	0
Rolle, Samari	27	22	5	0	0	3	5	13	1	0
McAlister, Chris	19	17	2	0	0	3	28	7	0	1
McKinney, Brandon	19	12	7	0	0	0	0	0	0	1
Landry, Dawan	14	9	5	0	0	0	0	0	0	0
McClain, Jameel	8	8	0	2.5	26.5	0	0	0	0	0
Barnes, Antwan	5	3	2	0	0	0	0	0	0	0
Greisen, Nick	5	5	0	0	0	0	0	0	0	0
Oglesby, Evan	4	4	0	0	0	0	0	0	0	1
Nakamura, Haruki	3	2	1	0	0	0	0	1	0	0
Ayanbadejo, Brendon	2	1	1	1	9	0	0	0	0	0
Jones, Edgar	1	1	0	0.5	4.5	0	0	0	0	0
Zbikowski, Tom	1	1	0	0	0	0	0	0	0	0
Stone, Daren	0	0	0	0	0	0	0	1	0	0
TOTALS	1005	638	367	33	246	26	477	125	10	9

SPECIAL TEAMS

FROM COACHES VIDEO

PLAYER	TT	SOLO	AS	FF	FR	BK
Ayanbadejo, Brendon	30	18	12	0	1	0
Zbikowski, Tom	23	19	4	1	0	0
McClain, Jameel	17	8	9	0	0	1
Nakamura, Haruki	14	11	3	0	0	0
Greisen, Nick	12	5	7	0	0	0
Barnes, Antwan	9	7	2	0	0	0
Stone, Daren	8	4	4	0	1	0
Ivy, Corey	7	7	0	0	0	0
Wilcox, Daniel	7	5	2	0	0	0
Gooden, Tavares	6	6	0	0	0	0
Jones, Edgar	6	4	2	0	1	0
Figurs, Yamon	5	4	1	0	0	0
Oglesby, Evan	5	4	1	0	0	0
Koch, Sam	3	3	0	0	0	0
Smith, Marcus	3	3	0	0	0	0
Stover, Matt	2	2	0	0	0	0
Walker, Frank	2	2	0	0	0	0
Copper, Terrance	1	1	0	0	0	0
Hauschka, Steve	1	1	0	0	0	0
Landry, Dawan	1	1	0	0	0	0
Leonhard, Jim	1	1	0	0	0	0
McCune, Robert	1	1	0	0	0	0
Martin, Derrick	1	1	0	0	0	0
TOTALS	165	118	47	1	3	1

TOP THREE

SOLO	SACKS	FF	FR	PD
84 Ray Lewis	8 Terrell Suggs	2 3 Players	2 Ray Lewis	19 Fabian Washington
62 Terrell Suggs	5 Jarret Johnson	1 4 Players	2 Ed Reed	14 Ed Reed
61 Jim Leonhard	4.5 Trevor Pryce		1 5 Players	14 Frank Walker

USUAL STARTERS

OFFENSE			DEFENSE		
WR 89	Mark Clayton	LDT 94	Justin Bannan		
LT 71	Jared Gaither	NT 92	Haloti Ngata		
LG 66	Ben Grubbs	RDT 90	Trevor Pryce		
C 60	Jason Brown	LOLB 95	Jarret Johnson		
RG 65	Chris Chester	LILB 52	Ray Lewis		
RT 79	Willie Anderson	RILB 57	Bart Scott		
TE 86	Todd Heap	ROLB 55	Terrell Suggs		
WR 85	Derrick Mason	LCB 31	Fabian Washington		
QB 5	Joe Flacco	RCB 22	Samari Rolle		
RB 23	Willis McGahee	SS 36	Jim Leonhard		
FB 33	Le'Ron McClain	FS 20	Ed Reed		

COACHES

John Harbaugh, Head Coach; **Rex Ryan**, Asst. Head Coach/Defensive Coordinator; **Cam Cameron**, Offensive Coordinator; **Jerry Rosburg**, Special Teams Coordinator; **Clarence Brooks**, Defensive Line; **Mark Carrier**, Defensive Backs; **John Dunn**, Asst. Strength and Conditioning; **Vic Fangio**, Special Assistant to the Head Coach/Defense; **Wade Harman**, Tight Ends; **Jim Hostler**, Wide Receivers; **Hue Jackson**, Quarterbacks; **Marwan Maalouf**, Assistant Special Teams; **John Matsko**, Offensive Line; **Greg Mattison**, Linebackers; **Andy Moeller**, Assistant Offensive Line; **Wilbert Montgomery**, Running Backs; **Chuck Pagano**, Secondary; **Mike Pettine**, Outside Linebackers; **Bob Rogucki**, Strength and Conditioning; **Craig Ver Steeg**, Offensive Assistant

RAVENS HONOR ROLL

Pro Bowl: ST Brendon Ayanbadejo, LB Ray Lewis (starter), FB Le'Ron McClain (starter), S Ed Reed (starter), OLB Terrell Suggs
Pro Bowl Alternates: DT Haloti Ngata (1st); LB Bart Scott (2nd); WR Derrick Mason (3rd)
Diet Pepsi Rookie of the Year: QB Joe Flacco
USA Today's All-Joe Team: C Jason Brown, P Sam Koch, T Jared Gaither, DT Haloti Ngata
NFL Players of the Month: QB Joe Flacco (Rookie, November) - Offense, S Ed Reed (December) - Defense
NFL Players of the Week: QB Joe Flacco (Week 9) - Offense, P Sam Koch (Week 16) - Special Teams, LB Ray Lewis (Week 10) - Defense, S Ed Reed (Weeks 12, 14) - Defense, OLB Terrell Suggs (Week 7) - Defense
Ed Block Courage Award: S Ed Reed
Ravens Roost Unsung Hero: C Jason Brown
Ravens Roost Extra Effort: P Sam Koch
Ravens Nest Player of the Year: WR Derrick Mason

SEASON TRENDS

	Reg.	Post.		Reg.	Post.
Record	11-5	2-1	When Scoring First	8-2	0-0
vs. AFC North	4-2	0-1	When Not Scoring First	4-3	2-1
vs. AFC	8-4	2-1	Positive Turnover Ratio	11-3	2-0
vs. NFC	3-1	0-0	Negative Turnover Ratio	0-2	0-1
Home	6-2	0-0	Winning Penalty Ratio	8-2	1-0
Away	5-3	2-1	Losing Penalty Ratio	3-3	1-0
On Grass	3-1	2-1	Overtime	0-1	0-0
Artificial Turf	8-4	0-0	Preseason	1-3	N/A
Outdoors	9-4	2-1	With a 100-Yard Rusher	4-0	0-0
Indoors	2-1	0-0	With a 100-Yard Receiver	3-1	0-0
Leading at Halftime	9-2	1-0	Without a 100-yard Rusher	7-5	2-1
Trailing at Halftime	1-2	0-1	Without a 100-yard Receiver	8-4	2-1
Tied at Halftime	1-1	1-0	When Allowing a 100-Yard Rusher	0-0	0-0
Tied After 3 Quarters	0-0	1-0	When Not Allowing a 100-Yard Rusher	11-5	2-1
Leading After 3 Quarters	10-2	1-0	When Allowing a 100-Yard Receiver	0-2	1-0
Trailing After 3 Quarters	1-3	0-1	When Not Allowing a 100-Yard Receiver	11-3	1-1
Winning Coin Toss	1-3	0-1	With a 300-Yard Passer	0-0	0-0
Losing Coin Toss	10-2	2-0	Without a 300-Yard Passer	11-5	2-1
Decided by 7 Points or less	1-3	1-0	When Allowing a 300-Yard Passer	0-0	0-0
Decided by 3 Points or less	0-2	1-0	When Not Allowing a 300-Yard Passer	11-5	2-1



2008 POSTSEASON STATISTICS

RESULTS AND ATTENDANCE

WON 2, LOST 1

01/04	W	27-9	at Miami	74,240
01/10	W	13-10	at Tennessee	69,143
01/18	L	14-23	at Pittsburgh	65,350

TEAM STATISTICS

	RAVENS	OPPONENT
TOTAL FIRST DOWNS	38	50
Rushing	16	10
Passing	18	36
Penalty	4	4
3rd Down: Made/Att	11/38	13/42
3rd Down Pct.	28.9	31.0
4th Down: Made/Att	0/1	0/3
4th Down Pct.	0.0	0.0
POSSESSION AVG.	26:26	33:34
TOTAL NET YARDS	695	942
Avg. Per Game	231.7	314.0
Total Plays	166	198
Avg. Per Play	4.2	4.8
NET YARDS RUSHING	274	220
Avg. Per Game	91.3	73.3
Total Rushes	88	77
NET YARDS PASSING	421	722
Avg. Per Game	140.3	240.7
Sacked/Yards Lost	3/16	8/66
Gross Yards	437	788
Att./Completions	75/33	113/67
Completion Pct.	44.0	59.3
Had Intercepted	3	5
PUNTS/AVERAGE	20/42.3	14/43.5
NET PUNTING AVG.	20/38.1	14/32.4
PENALTIES/YARDS	21/152	22/190
FUMBLES/BALL LOST	4/2	9/4
TOUCHDOWNS	6	4
Rushing	4	1
Passing	1	2
Returns	1	1

SCORE BY PERIODS	1	2	3	4	OT	PTS
RAVENS	10	17	7	20	0	54
OPPONENTS	16	7	3	16	0	42

SCORING	TD	RU	PA	RT	K/PAT	FG	S	PTS
Stover	0	0	0	0	6/6	4/4	0	18
McGahee	2	2	0	0			0	12
Flacco	1	1	0	0			0	6
D. Mason	1	0	1	0			0	6
L. McClain	1	1	0	0			0	6
Reed	1	0	0	1			0	6
RAVENS	6	4	1	1	6/6	4/4	0	54
Opponents	4	1	2	1	3/4	5/6	0	42

2-PT. CONVERSIONS: RAVENS 0-0, Opponents 0-0

SACKS: Suggs 4, Douglas 1, Ngata 1, Pryce 1, Leonhard 0.5, Nakamura 0.5, **RAVENS 8, Opponents 3**

FUM/LOST: Leonhard 2/0, L. McClain 1/1, McGahee 1/1

PASSING	ATT	COMP	YARDS	COMP%	YDS/ATT
Flacco	75	33	437	44.0	5.83
RAVENS	75	33	437	44.0	5.83
Opponents	113	67	788	59.3	6.97

RUSHING

	NO	YDS	AVG	LG	TD
McGahee	39	154	3.9	48	2
L. McClain	32	90	2.8	11	1
Clayton	1	16	16.0	16	0
Flacco	12	5	0.4	5t	1
Neal	2	5	2.5	4	0
Rice	1	2	2.0	2	0
T. Smith	1	2	2.0	2	0
RAVENS	88	274	3.1	48	4
Opponents	77	220	2.9	32	1

RECEIVING

	NO	YDS	AVG	LG	TD
D. Mason	12	190	15.8	48t	1
Clayton	6	79	13.2	37	0
Heap	5	80	16.0	31	0
McGahee	4	26	6.5	11	0
Rice	3	43	14.3	22	0
Neal	2	15	7.5	8	0
Wilcox	1	4	4.0	4	0
RAVENS	33	437	13.2	48t	1
Opponents	67	788	11.8	65t	2

INTERCEPTIONS

	NO	YDS	AVG	LG	TD
Reed	2	76	38.0	64t	1
Leonhard	1	20	20.0	20	0
Washington	1	12	12.0	12	0
Rolle	1	3	3.0	3	0
RAVENS	5	111	22.2	64t	1
Opponents	3	47	15.7	40t	1

PUNTING	NO	YDS	AVG	NET	TB	IN	LG	BLK
Koch	20	845	42.3	38.1	2	7	52	0
RAVENS	20	845	42.3	38.1	2	7	52	0
Opponents	14	609	43.5	32.4	2	1	66	0

PUNT RETURNS	RET	FC	YDS	AVG	LG	TD
Leonhard	9	2	115	12.8	45	0
RAVENS	9	2	115	12.8	45	0
Opponents	10	4	44	4.4	25	0

KICKOFF RETURNS

	NO	YDS	AVG	LG	TD
Zbikowski	3	68	22.7	31	0
Figurs	2	19	9.5	18	0
Rice	2	31	15.5	17	0
L. McClain	1	23	23.0	23	0
Wilcox	1	14	14.0	14	0
RAVENS	9	155	17.2	31	0
Opponents	10	237	23.7	34	0

FIELD GOALS	1-19	20-29	30-39	40-49	50+
Stover	0/0	2/2	1/1	1/1	0/0
RAVENS	0/0	2/2	1/1	1/1	0/0
Opponents	1/1	1/1	1/1	2/2	0/1

Stover: (23G,31G)(21G,43G)()

RAVENS: (23G,31G)(21G,43G)()

Opponents: (19G)(51N,27G)(34G,42G,46G)

	TD	TD%	INT	INT%	LG	SACK/LOST	RATING
Flacco	1	1.3	3	4.0	48t	3/16	50.8
RAVENS	1	1.3	3	4.0	48t	3/16	50.8
Opponents	2	1.8	5	4.4	65t	8/66	68.0

DEFENSIVE

FROM COACHES VIDEO

PLAYER	TT	SOLO	AS	SACKS	YDS LOST	INT	RET. YDS	PD	FF	FR
Lewis, Ray	29	23	6	0	0	0	0	1	2	0
Scott, Bart	26	22	4	0	0	0	0	0	0	0
Leonhard, Jim	16	14	2	0.5	5	1	20	1	1	2
Washington, Fabian	15	13	2	0	0	1	12	3	0	1
Ngata, Haloti	12	10	2	1	8	0	0	0	0	0
Bannan, Justin	11	9	2	0	0	0	0	0	0	0
Suggs, Terrell	11	10	1	4	35	0	0	0	0	1
Douglas, Marques	8	4	4	1	7	0	0	0	1	0
Reed, Ed	7	6	1	0	0	2	76	3	0	0
Johnson, Jarret	6	6	0	0	0	0	0	0	1	0
Rolle, Samari	6	4	2	0	0	1	3	2	0	0
Ivy, Corey	5	5	0	0	0	0	0	1	0	0
Walker, Frank	5	5	0	0	0	0	0	2	0	0
Nakamura, Haruki	4	3	1	0.5	5	0	0	0	0	0
McKinney, Brandon	3	2	1	0	0	0	0	0	0	0
Pryce, Trevor	3	3	0	1	6	0	0	1	0	0
Oglesby, Evan	2	2	0	0	0	0	0	0	0	0
Zbikowski, Tom	2	1	1	0	0	0	0	0	0	0
McClain, Jameel	1	1	0	0	0	0	0	0	0	0
TOTALS	172	143	29	8	66	5	111	14	5	4

SPECIAL TEAMS

FROM COACHES VIDEO

PLAYER	TT	SOLO	AS	FF	FR	BK
Ayanbadejo, Brendon	3	3	0	0	0	0
Greisen, Nick	3	3	0	0	0	0
McClain, Jameel	3	2	1	0	0	0
Nakamura, Haruki	3	3	0	0	0	0
Smith, Marcus	3	3	0	0	0	0
Stone, Daren	2	1	1	0	0	0
Jones, Edgar	1	1	0	0	0	0
Katula, Matt	1	1	0	0	0	0
Oglesby, Evan	1	0	1	0	0	0
Walker, Frank	1	1	0	0	0	1
Wilcox, Daniel	1	0	1	0	0	0
Zbikowski, Tom	1	0	1	0	0	0
Leonhard, Jim	0	0	0	0	1	0
TOTALS	23	18	5	0	1	1

2009 STATISTICS

RESULTS AND ATTENDANCE

WON 9, LOST 7

WILD CARD/AFC DIVISIONAL GAME

Date	Result	Score	Opponent	Attendance
09/13	W	38-24	Kansas City	71,099
09/20	W	31-26	at San Diego	66,882
09/27	W	34-3	Cleveland	70,950
10/04	L	21-27	at New England	68,756
10/11	L	14-17	Cincinnati	71,161
10/18	L	31-33	at Minnesota	63,689
11/01	W	30-7	Denver	71,132
11/08	L	7-17	at Cincinnati	64,313
11/16	W	16-0	at Cleveland	69,023
11/22	L	15-17	Indianapolis	71,320
11/29	W	20-17 OT	Pittsburgh	71,314
12/07	L	14-27	at Green Bay	70,286
12/13	W	48-3	Detroit	70,673
12/20	W	31-7	Chicago	71,011
12/27	L	20-23	at Pittsburgh	64,068
01/03	W	21-13	at Oakland	38,400

TEAM STATISTICS

	RAVENS	OPPONENT
TOTAL FIRST DOWNS	320	280
Rushing	115	82
Passing	187	164
Penalty	18	34
3rd Down: Made/Att	89/214	80/218
3rd Down Pct.	41.6%	36.7%
4th Down: Made/Att	6/13	7/17
4th Down Pct.	46.2%	41.2%
POSSESSION AVG.	29:18	30:42
TOTAL NET YARDS	5619	4808
Avg. Per Game	351.2	300.5
Total Plays	1014	991
Avg. Per Play	5.5	4.9
NET YARDS RUSHING	2200	1492
Avg. Per Game	137.5	93.3
Total Rushes	468	435
NET YARDS PASSING	3419	3316
Avg. Per Game	213.7	207.3
Sacked/Yards Lost	36/218	32/190
Gross Yards	3637	3506
Attempts/Completions	510/321	524/306
Completion Pct.	62.9%	58.4%
Had Intercepted	13	22
PUNTS/AVERAGE	74/43.1	79/43.4
NET PUNTING AVG.	37.9	37.2
PENALTIES/YARDS	115/1094	88/741
FUMBLES/BALL LOST	19/9	20/10
TOUCHDOWNS	47	27
Rushing	22	8
Passing	21	17
Returns	4	2

SCORE BY PERIODS	1	2	3	4	OT	PTS
RAVENS	77	81	123	107	3	391
Opponents	57	95	47	62	0	261

SCORING	TD	RU	PA	RT	K/PAT	FG	S	PTS
McGahee	14	12	2	0	0/0	0/0	0	84
Cundiff	0	0	0	0	19/19	12/17	0	55
Hauschka	0	0	0	0	27/28	9/13	0	54
Rice	8	7	1	0	0/0	0/0	0	48
Mason	7	0	7	0	0/0	0/0	0	42
Heap	6	0	6	0	0/0	0/0	0	36
Clayton	2	0	2	0	0/0	0/0	0	12
L. McClain	2	2	0	0	0/0	0/0	0	12
K. Washington	2	0	2	0	0/0	0/0	0	12
Edwards	1	0	0	1	0/0	0/0	0	6
Landry	1	0	0	1	0/0	0/0	0	6
Reed	1	0	0	1	0/0	0/0	0	6
T. Smith	1	1	0	0	0/0	0/0	0	6
Webb	1	0	0	1	0/0	0/0	0	6
D. Williams	1	0	1	0	0/0	0/0	0	6
RAVENS	47	22	21	4	46/47	21/30	0	391
Opponents	27	8	17	2	27/27	24/27	0	261

2-PT. CONVERSIONS: RAVENS 0-0, Opponents 0-0

SACKS: Pryce 6.5, J. Johnson 6, Suggs 4.5, Barnes 3, Gregg 3, Lewis 3, Carr 1.5, Ngata 1.5, Ayanbadejo 1, Edwards 1, Webb 1, **RAVENS 32, Opponents 36**

FUM/LOST: Flacco 8/2, Reed 3/1, Rice 3/3, Carr 2/1, Clayton 1/1, Heap 1/0, McGahee 1/1

RUSHING

	NO	YDS	AVG	LG	TD
Rice	254	1339	5.3	59t	7
McGahee	109	544	5.0	77t	12
L. McClain	46	180	3.9	20	2
Flacco	35	56	1.6	10	0
T. Smith	8	31	3.9	15t	1
Clayton	4	28	7.0	12	0
Parmele	5	17	3.4	7	0
Heap	1	2	2.0	2	0
Mason	1	2	2.0	2	0
K. Washington	1	1	1.0	1	0
Lawrence	4	0	0.0	4	0
RAVENS	468	2200	4.7	77t	22
Opponents	435	1492	3.4	58	8

RECEIVING

	NO	YDS	AVG	LG	TD
Rice	78	702	9.0	63	1
Mason	73	1028	14.1	72t	7
Heap	53	593	11.2	31	6
Clayton	34	480	14.1	54	2
K. Washington	34	431	12.7	28	2
L. McClain	21	141	6.7	19	0
McGahee	15	85	5.7	14	2
D. Williams	8	142	17.8	34	1
L. Smith	2	31	15.5	26	0
Jones	1	8	8.0	8	0
Lawrence	1	4	4.0	4	0
Oher	1	-8	-8.0	-8	0
RAVENS	321	3637	11.3	72t	21
Opponents	306	3506	11.5	81t	17

INTERCEPTIONS

	NO	YDS	AVG	LG	TD
Landry	4	89	22.3	48t	1
Foxworth	4	34	8.5	19	0
Reed	3	111	37.0	52t	1
Carr	2	24	12.0	13	0
Zbikowski	2	13	6.5	21	0
Johnson	2	8	4.0	8	0
Ellerbe	1	28	28.0	28	0
Kruger	1	26	26.0	26	0
Barnes	1	4	4.0	4	0
Ayanbadejo	1	0	0.0	0	0
Walker	1	0	0.0	0	0
Lewis	0	9	----	9	0
RAVENS	22	346	15.7	52t	2
Opponents	13	195	15.0	70	0

PUNTING	NO	YDS	AVG	NET	TB	IN	LG	BLK
Koch	73	3188	43.7	37.9	5	26	60	1
RAVENS	74	3188	43.1	37.9	5	26	60	1
Opponents	79	3426	43.4	37.2	10	24	61	0

PUNT RETURNS	RET	FC	YDS	AVG	LG	TD
Carr	32	17	262	8.2	34	0
Reed	7	1	29	4.1	9	0
Webb	0	0	-1	----	-1	0
RAVENS	39	18	290	7.4	34	0
Opponents	38	12	287	7.6	49t	1

KICKOFF RETURNS	NO	YDS	AVG	LG	TD
Webb	35	918	26.2	95t	1
Carr	13	315	24.2	41	0
Parmele	9	283	31.4	53	0
Edwards	1	14	14.0	14	0
L. McClain	1	17	17.0	17	0
RAVENS	59	1547	26.2	95t	1
Opponents	77	1565	20.3	53	0

FIELD GOALS	1-19	20-29	30-39	40-49	50+	
Cundiff	Bal.	0/0	5/5	4/7	3/3	0/2
Hauschka	0/0	1/1	5/7	3/5	0/0	
RAVENS	0/0	6/6	9/14	6/8	0/2	
Opponents	0/0	12/12	9/11	2/3	1/1	

Cundiff: (games 10-16) (46G, 44G, 38G, 36G, 30N, 20G) (24G, 56N, 29G) () (38G, 25G) (30N, 40G) (27G, 35G) (37N, 51N)
Hauschka: (games 1-9) (44G, 41N) (33G) (36G, 33G) () (29G, 44N) (43G, 35G, 31G) (38N) (36N, 44G)
Opponents: (53G) (29G, 22G, 23G, 25G) (29G) (32G, 33G) (32B, 32G) (40G, 22G, 29G, 31G) () (23G) () (25G) (44G) (28G, 38N, 32G) (45N, 22G) () (26G, 39G, 38G) (37G, 39G)

PASSING	ATT	COMP	YARDS	COMP%	YDS/ATT	TD	TD%	INT	INT%	LG	SACK/LOST	RATING
Flacco	499	315	3613	63.1%	7.2	21	4.2%	12	2.4%	72t	36/218	88.9
T. Smith	9	5	24	55.6%	2.7	0	0.0%	1	11.1%	9	0/0	21.3
Clayton	1	1	0	100.0%	0.0	0	0.0%	0	0.0%	0	0/0	79.2
Rice	1	0	0	0.0%	0.0	0	0.0%	0	0.0%	----	0/0	39.6
RAVENS	510	321	3637	62.9%	7.1	21	4.1%	13	2.5%	72t	36/218	87.4
Opponents	524	306	3506	58.4%	6.7	17	3.2%	22	4.2%	81t	32/190	71.9

2009 STATISTICS

DEFENSIVE

FROM COACHES VIDEO

PLAYER	YDS					RET.				
	TT	SOLO	AS	SACKS	LOST	INT	YDS	PD	FF	FR
Lewis, Ray	164	100	64	3	16	0	9	6	3	1
Landry, Dawan	82	74	8	0	0	4	89	11	0	0
Johnson, Jarret	70	49	21	6	45	2	8	4	1	0
Gregg, Kelly	64	40	24	3	3	0	0	0	0	0
Foxworth, Dominique	62	51	11	0	0	4	34	21	0	1
Suggs, Terrell	58	41	17	4.5	33	0	0	5	1	1
Ellerbe, Dannell	55	37	18	0	0	1	28	4	0	1
Reed, Ed	54	50	4	0	0	3	111	6	3	1
Gooden, Tavares	52	29	23	0	0	0	0	2	0	0
Edwards, Dwan	50	30	20	1	2	0	0	1	0	2
Ngata, Haloti	41	23	18	1.5	13	0	0	0	1	1
Washington, Fabian	41	33	8	0	0	0	0	8	0	0
Carr, Chris	39	31	8	1.5	13.5	2	24	9	2	0
Bannan, Justin	37	23	14	0	0	0	0	0	0	0
Pryce, Trevor	37	23	14	6.5	40.5	0	0	0	1	0
Webb, Lardarius	36	25	11	1	4	0	0	6	0	0
McClain, Jameel	29	17	12	0	0	0	0	0	0	0
Ayanbadejo, Brendon	22	14	8	1	5	1	0	1	0	0
Zbikowski, Tom	16	15	1	0	0	2	13	4	0	0
Walker, Frank	14	8	6	0	0	1	0	4	0	1
Kruger, Paul	12	4	8	0	0	1	26	4	0	0
Barnes, Antwan	7	6	1	3	15	1	4	1	1	0
McKinney, Brandon	3	1	2	0	0	0	0	0	0	0
Burgess, Prescott	2	0	2	0	0	0	0	0	0	0
Nakamura, Haruki	1	1	0	0	0	0	0	0	0	0
Talavou, Kelly	1	1	0	0	0	0	0	0	0	0
Williams, Cary	1	1	0	0	0	0	0	0	0	0
Ivy, Corey	0	0	0	0	0	0	0	1	0	0
Totals	1050	727	323	32	190	22	346	98	13	9

SPECIAL TEAMS

FROM COACHES VIDEO

PLAYER	TT	SOLO	AS	FF	FR	BK
Burgess, Prescott	34	18	16	0	0	0
McClain, Jameel	33	16	17	1	0	0
Zbikowski, Tom	28	19	9	0	0	0
Jones, Edgar	19	12	7	0	0	0
Lawrence, Matt	16	7	9	1	0	0
Gooden, Tavares	13	8	5	0	0	0
Webb, Lardarius	11	6	5	0	0	0
Carr, Chris	10	7	3	0	0	0
Landry, Dawan	10	9	1	0	0	0
Tyree, David	10	9	1	0	0	0
Ellerbe, Dannell	8	8	0	0	0	0
Barnes, Antwan	7	5	2	0	0	0
Nakamura, Haruki	7	4	3	1	0	0
Parmele, Jalen	7	5	2	0	1	0
Ayanbadejo, Brendon	6	6	0	0	0	0
Williams, Cary	5	4	1	2	0	0
Katula, Matt	4	2	2	0	0	0
Walker, Frank	3	3	0	0	0	0
Gerard, K.J.	2	2	0	0	0	0
Hauschka, Steve	2	2	0	0	0	0
Harper, Justin	1	0	1	0	0	0
McClain, LeRon	1	1	0	0	0	0
Paschal, Marcus	1	0	1	0	0	0
Washington, Kelley	1	1	0	0	0	0
Gregg, Kelly	0	0	0	0	0	1
Totals	241	155	86	5	1	2

TOP THREE

SOLO	SACKS	FF	FR	PD
100 Ray Lewis	6.5 Trevor Pryce	3 Ray Lewis	2 Dwan Edwards	21 Dominique Foxworth
74 Dawan Landry	6 Jarret Johnson	Ed Reed	1 7 Players	11 Dawan Landry
51 Dominique Foxworth	4.5 Terrell Suggs	2 Chris Carr		9 Chris Carr

USUAL STARTERS

OFFENSE		DEFENSE	
WR 89	Mark Clayton	DT 92	Haloti Ngata
LT 71	Jared Gaither	NT 97	Kelly Gregg
LG 66	Ben Grubbs	DE 93	Dwan Edwards
C 77	Matt Birk	SLB 95	Jarret Johnson
RG 73	Marshal Yanda	MIKE 52	Ray Lewis
RT 74	Michael Oher	JACK 56	Tavares Gooden
TE 86	Todd Heap	RLB 55	Terrell Suggs
WR 85	Derrick Mason	LCB 31	Fabian Washington
QB 5	Joe Flacco	RCB 24	Dominique Foxworth
RB 27	Ray Rice	SS 26	Dawan Landry
FB 33	LeRon McClain	FS 20	Ed Reed

COACHES

John Harbaugh, Head Coach; **Jerry Rosburg**, Asst. Head Coach/Special Teams Coordinator; **Cam Cameron**, Offensive Coordinator; **Greg Mattison**, Defensive Coordinator; **Roy Anderson**, Defensive Asst.; **Clarence Brooks**, Defensive Line; **Jason Brooks**, Asst. to the Offense; **Mark Carrier**, Defensive Backs; **John Dunn**, Asst. Strength and Conditioning; **Vic Fangio**, Linebackers; **Wade Harman**, Tight Ends; **Jim Hostler**, Wide Receivers; **Hue Jackson**, Quarterbacks; **Marwan Maalouf**, Asst. Special Teams; **John Matsko**, Offensive Line; **Andy Moeller**, Asst. Offensive Line; **Wilbert Montgomery**, Running Backs; **Chuck Pagano**, Secondary; **Bob Rogucki**, Strength and Conditioning; **Craig Ver Steeg**, Offensive Asst.; **Matt Weiss**, Head Coach's Asst.

RAVENS HONOR ROLL

AP All-Pro: LB Ray Lewis (1st Team), FB LeRon McClain (2nd Team), DT Haloti Ngata (2nd Team), S Ed Reed (2nd Team), RB Ray Rice (2nd Team)
Pro Bowl: LB Ray Lewis (starter), FB LeRon McClain (starter), DT Haloti Ngata (starter), S Ed Reed (starter), RB Ray Rice
Pro Bowl Alternate: G Ben Grubbs (first)
Pro Football Weekly/PFWA's All-NFL Team: DT Haloti Ngata; T Michael Oher (Rookie)
USA Today's All-Joe Team: QB Joe Flacco, T Michael Oher
NFL Players of the Week/Month: LB Brendon Ayanbadejo (Week 3) - Defense, CB Dominique Foxworth (Week 15) - Defense, RB Willis McGahee (Week 17) - Offense, T Michael Oher (Rookie, December)
Ed Block Courage Award: S Dawan Landry
Ravens Roost Unsung Hero: C Matt Birk
Ravens Roost Extra Effort: CB Dominique Foxworth
Ravens Nest Player of the Year: DT Haloti Ngata

SEASON TRENDS

	Reg.	Post.		Reg.	Post.
Record	9-7	1-1	When Scoring First	8-1	1-0
vs. AFC North	3-3	0-0	When Not Scoring First	1-6	0-1
vs. AFC	7-5	1-1	Positive or even Turnover Ratio	7-3	1-0
vs. NFC	2-2	0-0	Negative Turnover Ratio	2-4	0-1
Home	6-2	0-0	Winning Penalty Ratio	1-1	1-0
Away	3-5	1-1	Losing Penalty Ratio	7-6	0-1
On Grass	3-2	0-0	Overtime	1-0	0-0
Artificial Turf	6-5	1-1	With a 100-Yard Rusher	3-2	1-0
Indoors	9-6	1-0	With a 100-Yard Receiver	2-2	0-0
Leading at Halftime	8-1	1-0	Without a 100-yard Rusher	6-5	0-1
Trailing at Halftime	0-6	0-1	Without a 100-yard Receiver	7-5	1-1
Tied at Halftime	1-0	0-0	When Allowing a 100-Yard Rusher	0-3	0-0
Tied After 3 Quarters	0-1	0-0	When Not Allowing a 100-Yard Rusher	9-4	1-1
Leading After 3 Quarters	9-0	1-0	When Allowing a 100-Yard Receiver	1-2	0-0
Trailing After 3 Quarters	0-6	0-1	When Not Allowing a 100-Yard Receiver	8-5	1-1
Decided by 7 Points or less	2-5	0-0	With a 300-Yard Passer	2-1	0-0
Decided by 3 Points or less	1-4	0-0	Without a 300-Yard Passer	7-6	1-1
			When Allowing a 300-Yard Passer	1-0	0-0
			When Not Allowing a 300-Yard Passer	8-7	1-1

2009 POSTSEASON STATISTICS

RESULTS AND ATTENDANCE

WON 1, LOST 1

01/10	W	33-14	at New England	68,756
01/16	L	3-20	at Indianapolis	67,535

TEAM STATISTICS

	RAVENS	OPPONENT
TOTAL FIRST DOWNS	28	37
Rushing	15	7
Passing	13	25
Penalty	0	5
3rd Down: Made/Att	15/29	9/27
3rd Down Pct.	51.7	33.3
4th Down: Made/Att	0/2	2/3
4th Down Pct.	0.0	66.7
POSSESSION AVG.	29:12	30:49
TOTAL NET YARDS	538	471
Avg. Per Game	269.0	235.5
Total Plays	117	134
Avg. Per Play	4.6	3.5
NET YARDS RUSHING	321	106
Avg. Per Game	160.5	53.0
Total Rushes	71	43
NET YARDS PASSING	217	365
Avg. Per Game	108.5	182.5
Sacked/Yards Lost	1/6	5/35
Gross Yards	223	400
Att./Completions	45/24	86/53
Completion Pct.	53.3	61.6
Had Intercepted	3	4
PUNTS/AVERAGE	9/41.6	11/42.7
NET PUNTING AVG.	9/35.2	11/37.8
PENALTIES/YARDS	10/79	9/66
FUMBLES/BALL LOST	4/3	1/1
TOUCHDOWNS	4	4
Rushing	4	0
Passing	0	4
Returns	0	0

SCORE BY PERIODS	1	2	3	4	OT	PTS
RAVENS	27	0	3	6	0	36
OPPONENTS	3	21	7	3	0	34

SCORING	TD	RU	PA	RT	K/PAT	FG	S	PTS
Cundiff	0	0	0	0	3/3	3/3	0	12
Rice	2	2	0	0			0	12
L. McClain	1	1	0	0			0	6
McGahee	1	1	0	0			0	6
RAVENS	4	4	0	0	3/3	3/3	0	36
Opponents	4	0	4	0	4/4	2/3	0	34

2-PT. CONVERSIONS: RAVENS 0-1, Opponents 0-0

SACKS: Edwards 1, Johnson 1, Lewis 1, Ngata 1, Suggs 1, **RAVENS 5, Opponents 1**

FUM/LOST: Heap 1/0, Reed 1/1, Rice 1/1, Zbikowski 1/1

PASSING	ATT	COMP	YARDS	COMP%	YDS/ATT
Flacco	45	24	223	53.3	4.96
RAVENS	45	24	223	53.3	4.96
Opponents	86	53	400	61.6	4.65

RUSHING

	NO	YDS	AVG	LG	TD
Rice	35	226	6.5	83t	2
McGahee	22	69	3.1	12	1
L. McClain	6	11	1.8	4	1
Clayton	1	8	8.0	8	0
Flacco	7	7	1.0	7	0
RAVENS	71	321	4.5	83t	4
Opponents	43	106	2.5	13	0

RECEIVING

	NO	YDS	AVG	LG	TD
Rice	9	60	6.7	26	0
Mason	5	72	14.4	27	0
Heap	4	35	8.8	11	0
McGahee	2	20	10.0	13	0
Clayton	1	17	17.0	17	0
D. Williams	1	12	12.0	12	0
K. Washington	1	11	11.0	11	0
L. McClain	1	-4	-4.0	-4	0
RAVENS	24	223	9.3	27	0
Opponents	53	400	7.5	24	4

INTERCEPTIONS

	NO	YDS	AVG	LG	TD
Reed	2	63	31.5	38	0
Landry	1	67	67.0	42	0
Carr	1	3	3.0	3	0
RAVENS	4	133	33.3	50	0
Opponents	3	0	0.0	0	0

PUNTING	NO	YDS	AVG	NET	TB	IN	LG	BLK
Koch	9	374	41.6	35.2	0	3	59	0
RAVENS	9	374	41.6	35.2	0	3	59	0
Opponents	11	470	42.7	37.8	1	3	56	0

PUNT RETURNS	RET	FC	YDS	AVG	LG	TD
Carr	3	3	34	11.3	34	0
Zbikowski	1	0	0	0.0	0	0
RAVENS	4	3	34	8.5	34	0
Opponents	5	2	57	11.4	28	0

KICKOFF RETURNS	NO	YDS	AVG	LG	TD
Parmele	5	97	19.4	26	0
L. McClain	1	9	9.0	9	0
Zbikowski	1	30	30.0	30	0
RAVENS	7	136	19.4	30	0
Opponents	7	132	18.9	42	0

FIELD GOALS	1-19	20-29	30-39	40-49	50+
Cundiff	0/0	3/3	0/0	0/0	0/0
RAVENS	0/0	3/3	0/0	0/0	0/0
Opponents	0/0	0/0	1/1	1/2	0/0

Cundiff: (27G,23G)(25G)
RAVENS: (27G,23G)(25G)
Opponents: (44N)(44G,33G)

	TD	TD%	INT	INT%	LG	SACK/LOST	RATING
Flacco	0	0.0	3	6.7	27	1/6	39.4
RAVENS	0	0.0	3	6.7	27	1/6	39.4
Opponents	4	4.7	4	4.7	24	5/35	68.9

DEFENSIVE

FROM COACHES VIDEO

PLAYER	TT	SOLO	AS	SACKS	YDS	RET.	LOST	INT	YDS	PD	FF	FR
Lewis, Ray	21	10	11	1	7	0	0	1	0	0	0	0
Foxworth, Domonique	17	16	1	0	0	0	0	1	0	0	0	0
Ellerbe, Dannel	16	15	1	0	0	0	0	0	0	0	0	0
Carr, Chris	10	9	1	0	0	1	3	1	0	0	0	0
Suggs, Terrell	10	7	3	1	9	0	0	0	1	1	1	1
Edwards, Dwan	9	7	2	1	6	0	0	0	0	0	0	0
Johnson, Jarret	8	7	1	1	4	0	0	0	0	0	0	0
Landry, Dawan	7	4	3	0	0	1	67*	2	0	0	0	0
Ngata, Haloti	7	4	3	1	9	0	0	0	0	0	0	0
Walker, Frank	7	6	1	0	0	0	0	1	0	0	0	0
Reed, Ed	6	3	3	0	0	2	63	3	0	0	0	0
Gregg, Kelly	3	3	0	0	0	0	0	0	0	0	0	0
Zbikowski, Tom	2	2	0	0	0	0	0	0	0	0	0	0
Bannan, Justin	1	1	0	0	0	0	0	0	0	0	0	0
Ivy, Corey	1	1	0	0	0	0	0	0	0	0	0	0
Totals	125	95	30	5	35	4	66	9	1	1	1	1

*Dawan Landry had an INT at NE (1/10/10) and returned it 42 yards. He also took a lateral from Ed Reed after an INT, which Landry returned an additional 25 yards.

SPECIAL TEAMS

FROM COACHES VIDEO

PLAYER	TT	SOLO	AS	FF	FR	BK
Landry, Dawan	3	2	1	0	0	0
Gooden, Tavares	2	2	0	0	0	0
Katula, Matt	2	2	0	0	0	0
Tyree, David	2	1	1	0	0	0
Foxworth, Domonique	1	1	0	0	0	0
Jones, Edgar	1	1	0	0	0	0
Parmele, Jalen	1	1	0	0	0	0
Walker, Frank	1	1	0	0	0	0
Zbikowski, Tom	1	1	0	0	0	0
Totals	14	12	2	0	0	0

2010 STATISTICS

RESULTS AND ATTENDANCE

WON 12, LOST 4

WILD CARD/DIVISIONAL GAME

Date	Result	Score	Opponent	Attendance
09/13	W	10-9	at New York Jets	78,127
09/19	L	10-15	at Cincinnati	64,071
09/26	W	24-17	Cleveland	71,119
10/03	W	17-14	at Pittsburgh	64,729
10/10	W	31-17	Denver	71,246
10/17	L	20-23 OT	at New England	68,756
10/24	W	37-34 OT	Buffalo	71,220
11/07	W	26-10	Miami	71,305
11/11	L	21-26	at Atlanta	68,474
11/21	W	37-13	at Carolina	73,021
11/28	W	17-10	Tampa Bay	70,989
12/05	L	10-13	Pittsburgh	71,418
12/13	W	34-28 OT	at Houston	71,113
12/19	W	30-24	New Orleans	71,432
12/26	W	20-10	at Cleveland	65,028
01/02	W	13-7	Cincinnati	71,008

TEAM STATISTICS

	RAVENS	OPPONENTS
TOTAL FIRST DOWNS	303	284
Rushing	97	79
Passing	175	187
Penalty	31	18
3rd Down: Made/Att	82/210	87/229
3rd Down Pct.	39.0	38.0
4th Down: Made/Att	4/10	6/12
4th Down Pct.	40.0	50.0
POSSESSION AVG.	30:42	29:18
TOTAL NET YARDS	5166	5102
Avg. Per Game	322.9	318.9
Total Plays	1018	1007
Avg. Per Play	5.1	5.1
NET YARDS RUSHING	1831	1503
Avg. Per Game	114.4	93.9
Total Rushes	487	384
NET YARDS PASSING	3335	3599
Avg. Per Game	208.4	224.9
Sacked/Yards Lost	40/294	27/190
Gross Yards	3629	3789
Att./Completions	491/308	596/349
Completion Pct.	62.7	58.6
Had Intercepted	10	19
PUNTS/AVERAGE	81/43.6	89/43.5
NET PUNTING AVG.	81/39.2	89/39.1
PENALTIES/YARDS	90/673	117/984
FUMBLES/BALL LOST	22/10	24/8
TOUCHDOWNS	40	27
Rushing	11	5
Passing	25	22
Returns	4	0

SCORE BY PERIODS	1	2	3	4	OT	PTS
RAVENS	61	132	75	80	9	357
Opponents	51	73	24	119	3	270

SCORING	TD	RU	PA	RT	K/PAT	FG	S	PTS
Cundiff	0	0	0	0	39/39	26/29	0	117
Boldin	7	0	7	0	0	0	0	42
Mason	7	0	7	0	0	0	0	42
McGahee	6	5	1	0	0	0	0	36
Rice	6	5	1	0	0	0	0	36
Heap	5	0	5	0	0	0	0	30
Houshmandzadeh	3	0	3	0	0	0	0	18
Dickson	1	0	1	0	0	0	0	6
Flacco	1	1	0	0	0	0	0	6
Landry	1	0	0	1	0	0	0	6
Lewis	1	0	0	1	0	0	0	6
D. Reed	1	0	0	1	0	0	0	6
Wilson	1	0	0	1	0	0	0	6
RAVENS	40	11	25	4	39/39	26/29	0	357
Opponents	27	5	22	0	25/25	27/32	0	270

2-PT. CONVERSIONS: RAVENS 0-0, Opponents 1-2

SACKS: Suggs 11, Ngata 5.5, Redding 3, Lewis 2, Johnson 1.5, Ellerbe 1, Kruger 1, Landry 1, J. McClain 1, **RAVENS 27, Opponents 40**

FUM/LOST: Flacco 9/4, McGahee 2/2, E. Reed 2/0, Webb 2/1, Boldin 1/1, Heap 1/0, Houshmandzadeh 1/0, Koch 1/0, Parmele 1/0, Stallworth 1/1, Wilson 1/1

PASSING	ATT	COMP	YARDS	COMP%	YDS/ATT	TD	TD%	INT	INT%	LG	SACK/LOST	RATING
Flacco	489	306	3622	62.6	7.41	25	5.1	10	2.0	67	40/294	93.6
Boldin	1	1	-6	100.0	-6.00	0	0.0	0	0.0	-6	0/0	79.2
Koch	1	1	13	100.0	13.00	0	0.0	0	0.0	13	0/0	118.8
RAVENS	491	308	3629	62.7	7.39	25	5.1	10	2.0	67	40/294	93.6
Opponents	596	349	3789	58.6	6.36	22	3.7	19	3.2	88t	27/190	76.4

RUSHING

	NO	YDS	AVG	LG	TD
Rice	307	1220	4.0	50	5
McGahee	100	380	3.8	30t	5
L. McClain	28	85	3.0	16	0
Flacco	43	84	2.0	14	1
Stallworth	5	45	9.0	19	0
D. Reed	1	15	15.0	15	0
Boldin	2	2	1.0	3	0
Koch	1	0	0.0	0	0
RAVENS	487	1831	3.8	50	11
Opponents	384	1503	3.9	48	5

RECEIVING

	NO	YDS	AVG	LG	TD
Boldin	64	837	13.1	61	7
Rice	63	556	8.8	34	1
Mason	61	802	13.1	42	7
Heap	40	599	15.0	65t	5
Houshmandzadeh	30	398	13.3	56t	3
L. McClain	21	134	6.4	19	0
McGahee	14	55	3.9	32t	1
Dickson	11	152	13.8	58	1
Stallworth	2	82	41.0	67	0
Williams	1	13	13.0	13	0
Pitta	1	1	1.0	1	0
RAVENS	308	3629	11.8	67	25
Opponents	349	3789	10.9	88t	22

INTERCEPTIONS

	NO	YDS	AVG	LG	TD
E. Reed	8	183	22.9	44	0
Wilson	3	12	4.0	12t	1
Webb	2	32	16.0	32	0
Lewis	2	26	13.0	24t	1
Carr	2	13	6.5	12	0
Hamlin	1	0	0.0	0	0
Redding	1	0	0.0	0	0
Landry	0	23	---	23t	1
RAVENS	19	289	15.2	44	3
Opponents	10	191	19.1	66	0

PUNTING

	NO	YDS	AVG	NET	TB	IN	LG	BLK
Koch	81	3530	43.6	39.2	4	39	60	0
RAVENS	81	3530	43.6	39.2	4	39	60	0
Opponents	89	3875	43.5	39.1	4	26	65	0

PUNT RETURNS

	RET	FC	YDS	AVG	LG	TD
Webb	21	12	199	9.5	35	0
Zbikowski	16	8	101	6.3	20	0
Carr	3	0	8	2.7	10	0
E. Reed	3	6	11	3.7	9	0
RAVENS	43	26	319	7.4	35	0
Opponents	34	22	275	8.1	32	0

KICKOFF RETURNS

	NO	YDS	AVG	LG	TD
Parmele	24	562	23.4	39	0
D. Reed	21	616	29.3	103t	1
Wilson	6	117	19.5	26	0
Zbikowski	3	48	16.0	20	0
Carr	1	14	14.0	14	0
Nakamura	0	0	---	---	0
RAVENS	55	1357	24.7	103t	1
Opponents	38	987	26.0	64	0

FIELD GOALS

	1-19	20-29	30-39	40-49	50+
Cundiff	0/0	11/11	8/9	7/8	0/1
RAVENS	0/0	11/11	8/9	7/8	0/1
Opponents	2/2	8/9	8/8	7/10	2/3

Cundiff: (25G) (38G) (51N, 49G) (46N, 33G) (37G) (26G, 25G) (41G, 48G, 38G) (26G, 39G, 37N, 20G, 24G) () (22G, 33G, 49G) (45G) (24G) () (33G, 32G, 27G) (27G, 40G) (25G, 47G)

Opponents: (23G, 28G, 48G) (36G, 30G, 46G, 38G, 25G) (38G) (49N, 45N) (38G) (38G, 24G, 35G) (21G, 50G) (19G, 46N) (28G, 51G) (45G, 40G) (22G) (45G, 19G) (52N, 24G, 42G) (47G) (30G) (29N)

2010 STATISTICS

DEFENSIVE

PLAYER	FROM COACHES VIDEO									
	TT	SOLO	AS	SACKS	YDS LOST	INT	YDS RET.	PD	FF	FR
Lewis, Ray	145	103	42	2	8	2	26	4	2	3
Landry, Dawan	111	83	28	1	10	0	23	3	1	1
McClain, Jameel	91	58	33	1	3	0	0	2	0	1
Johnson, Jarret	77	50	27	1.5	10	0	0	2	2	0
Carr, Chris	67	56	11	0	0	2	13	8	3	0
Ngata, Haloti	65	48	17	5.5	43	0	0	5	0	1
Webb, Lardarius	60	56	4	0	0	2	32	11	0	1
Suggs, Terrell	58	38	20	11	73	0	0	2	2	0
Gregg, Kelly	39	22	17	0	0	0	0	0	0	0
Reed, Ed	39	29	10	0	0	8	183	16	1	0
Redding, Cory	38	29	9	3	21	1	0	4	0	0
Wilson, Josh	36	35	1	0	0	3	12	15	0	0
Washington, Fabian	31	27	4	0	0	0	0	8	0	0
Ellerbe, Dannell	29	22	7	1	13	0	0	1	0	0
Nakamura, Haruki	16	12	4	0	0	0	0	1	0	0
Zbikowski, Tom	16	11	5	0	0	0	0	1	0	0
Gooden, Tavares	14	11	3	0	0	0	0	0	0	0
Cody, Terrence	13	5	8	0	0	0	0	0	0	0
McKinney, Brandon	9	5	4	0	0	0	0	0	0	0
Hamlin, Ken	3	2	1	0	0	1	0	1	0	0
Ayanbadejo, Brendon	2	2	0	0	0	0	0	0	1	0
Burgess, Prescott	2	0	2	0	0	0	0	0	0	0
Pryce, Trevor	1	0	1	0	0	0	0	0	0	0
Kruger, Paul	1	1	0	1	9	0	0	2	0	0
Totals	963	705	258	27	190	19	289	86	12	7

SPECIAL TEAMS

PLAYER	FROM COACHES VIDEO					
	TT	SOLO	AS	FF	FR	BK
Burgess, Prescott	15	13	2	0	0	0
Nakamura, Haruki	13	13	0	0	0	0
Parmele, Jalen	12	10	2	1	0	0
Reed, David	11	10	1	1	0	0
Ellerbe, Dannell	6	3	3	0	0	0
McClain, Jameel	6	3	3	0	0	0
Phillips, Jason	6	4	2	1	0	0
Williams, Cary	6	6	0	0	0	0
Landry, Dawan	5	3	2	0	0	0
Smith, Marcus	5	4	1	0	0	0
Ayanbadejo, Brendon	4	2	2	0	0	0
Dickson, Ed	3	3	0	0	0	0
Gooden, Tavares	3	2	1	0	0	0
Cox, Morgan	2	1	1	0	0	0
Cundiff, Billy	2	2	0	0	0	0
Jones, Edgar	2	2	0	1	0	0
Wilson, Josh	2	2	0	0	1	0
Hamlin, Ken	1	0	1	0	1	0
Koch, Sam	1	1	0	0	0	0
Pitta, Dennis	1	1	0	0	0	0
Stallworth, Donte	1	1	0	0	0	0
Washington, Fabian	1	1	0	0	0	0
Totals	108	87	21	4	2	0

USUAL STARTERS

OFFENSE		DEFENSE	
WR 85	Derrick Mason	DT 92	Haloti Ngata
LT 74	Michael Oher	NT 97	Kelly Gregg
LG 66	Ben Grubbs	DE 93	Cory Redding
C 77	Matt Birk	SAM 95	Jarret Johnson
RG 65	Chris Chester	MIKE 52	Ray Lewis
RT 73	Marshal Yanda	WILL 53	Jameel McClain
TE 86	Todd Heap	RUSH 55	Terrell Suggs
WR 81	Anquan Boldin	LCB 25	Chris Carr
QB 5	Joe Flacco	RCB 37	Josh Wilson
RB 27	Ray Rice	SS 26	Dawan Landry
FB 33	Le'Ron McClain	FS 20	Ed Reed

COACHES

John Harbaugh, Head Coach; **Jerry Rosburg**, Asst. Head Coach/Special Teams Coordinator; **Cam Cameron**, Offensive Coordinator; **Greg Mattison**, Defensive Coordinator; **Roy Anderson**, Defensive Asst./Secondary; **Clarence Brooks**, Defensive Line; **Jason Brooks**, Asst. to the Offense; **John Dunn**, Asst. Strength and Conditioning; **Wade Harman**, Tight Ends; **Jim Hostler**, Wide Receivers; **Marwan Maalouf**, Asst. Special Teams; **John Matsko**, Offensive Line; **Andy Moeller**, Asst. Offensive Line; **Ted Monachino**, Outside Linebackers; **Wilbert Montgomery**, Running Backs; **Chuck Pagano**, Secondary; **Dean Pees**, Linebackers; **Bob Rogucki**, Strength and Conditioning; **Al Saunders**, Senior Offensive Asst.; **Craig Ver Steeg**, Offensive Asst.; **Matt Weiss**, Head Coach's Asst.; **Jim Zorn**, Quarterbacks

RAVENS HONOR ROLL

AP All-Pro:
 LB Ray Lewis (1st Team), FB Le'Ron McClain (2nd Team)
 DT Haloti Ngata (2nd Team), S Ed Reed (2nd Team)
 RB Ray Rice (2nd Team)

Pro Bowl:
 K Billy Cundiff (starter), LB Ray Lewis (starter), DT Haloti Ngata (starter),
 S Ed Reed (starter), LB Terrell Suggs

Pro Bowl Alternate:
 G Ben Grubbs (first), P Sam Koch (first)

Pro Football Weekly/PFWA's All-NFL Team:
 K Billy Cundiff, DT Haloti Ngata, S Ed Reed

Pro Football Weekly Golden Toe: K Billy Cundiff

USA Today's All-Joe Team: DE Cory Redding

NFL Players of the Week:
 WR Anquan Boldin (Week 4) - Offense
 DT Haloti Ngata (Week 9) - Defense
 WR/RS David Reed (Week 14) - Special Teams
 RB Ray Rice (Week 15) - Offense
 S Ed Reed (Week 16) - Defense

NFL Players of the Month:
 S Ed Reed (Defense, December)
 LB Terrell Suggs (Defense, November)

Ed Block Courage Award: WR Donte' Stallworth

Ravens Roost Unsung Hero: K Billy Cundiff

Ravens Roost Extra Effort: LB Terrell Suggs

SEASON TRENDS

	Reg.	Post.		Reg.	Post.
Record	12-4	1-1	When Scoring First	7-2	1-0
vs. AFC North	4-2	0-1	When Not Scoring First	5-2	0-1
vs. AFC	9-3	1-1	Positive or even Turnover Ratio	91-21	1-0
vs. NFC	3-1	0-0	Negative Turnover Ratio	3-2	0-1
Home	7-1	0-0	Winning Penalty Ratio	18-2	1-1
Away	5-3	1-1	Losing Penalty Ratio	3-1	0-0
On Grass	4-0	1-1	Overtime	2-1	0-0
Artificial Turf	8-4	0-0	With a 100-Yard Rusher	2-0	0-0
Outdoors	11-3	1-1	With a 100-Yard Receiver	2-2	1-0
Indoors	1-1	0-0	Without a 100-yard Rusher	10-4	1-1
Leading at Halftime	11-2	1-1	Without a 100-yard Receiver	10-2	0-1
Trailing at Halftime	1-2	0-0	When Allowing a 100-Yard Rusher	3-0	0-0
Tied at Halftime	0-0	0-0	When Not Allowing a 100-Yard Rusher	9-4	1-1
Tied After 3 Quarters	0-0	0-1	When Allowing a 100-Yard Receiver	4-1	0-0
Leading After 3 Quarters	12-2	1-0	When Not Allowing a 100-Yard Receiver	8-3	1-1
Trailing After 3 Quarters	0-2	0-0	With a 300-Yard Passer	1-0	0-0
Decided by 7 Points or less	8-4	0-1	Without a 300-Yard Passer	11-4	1-1
Decided by 3 Points or less	3-2	0-0	When Allowing a 300-Yard Passer	4-1	0-0
			When Not Allowing a 300-Yard Passer	8-3	1-1



2010 POSTSEASON STATISTICS

RESULTS AND ATTENDANCE

WON 1, LOST 1	
01/09 W 30-7 at Kansas City 72,190	
01/15 L 24-31 at Pittsburgh 64,879	

TEAM STATISTICS

	RAVENS	OPPONENT
TOTAL FIRST DOWNS	28	37
Rushing	6	13
Passing	27	13
Penalty	5	3
3rd Down: Made/Att	14/29	8/22
3rd Down Pct.	48.3	36.4
4th Down: Made/Att	1/2	1/3
4th Down Pct.	50.0	33.3
POSSESSION AVG.	33:38	26:22
TOTAL NET YARDS	516	424
Avg. Per Game	258.0	212.0
Total Plays	131	109
Avg. Per Play	3.9	3.9
NET YARDS RUSHING	177	179
Avg. Per Game	88.5	89.5
Total Rushes	58	50
NET YARDS PASSING	339	245
Avg. Per Game	169.5	122.5
Sacked/Yards Lost	9/51	9/51
Gross Yards	390	296
Att./Completions	64/41	50/28
Completion Pct.	64.1	56.0
Had Intercepted	1	3
PUNTS/AVERAGE	6/46.2	7/49.6
NET PUNTING AVG.	6/39.2	7/35.7
PENALTIES/YARDS	8/94	14/133
FUMBLES/BALL LOST	5/4	4/4
TOUCHDOWNS	6	5
Rushing	2	3
Passing	3	2
Returns	1	0

SCORE BY PERIODS	1	2	3	4	OT	PTS
RAVENS	7	14	13	10	0	54
OPPONENTS	14	0	14	10	0	38

SCORING	TD	RU	PA	RT	K/PAT	FG	S	PTS
Cundiff	0	0	0	0	6/6	4/4	0	18
Rice	2	1	1	0			0	12
Boldin	1	0	1	0			0	6
Heap	1	0	1	0			0	6
McGahee	1	1	0	0			0	6
Redding	1	0	0	1			0	6
RAVENS	6	2	3	1	6/6	4/4	0	54
OPPONENTS	5	3	2	0	5/5	1/2	0	38

2-PT. CONVERSIONS: RAVENS 0-1, OPPONENTS 0-0

SACKS: Suggs 5, Lewis 1, Nakamura 1, Kruger 0.5, Landry 0.5, Ngata 0.5, Redding 0.5, **RAVENS 9, OPPONENTS 9**

FUM/LOST: Flacco 3/2, Nakamura 1/1, Rice 1/1

PASSING	ATT	COMP	YARDS	COMP%	YDS/ATT
Flacco	64	41	390	64.1	6.09
RAVENS	64	41	390	64.1	6.09
OPPONENTS	50	28	296	56.0	5.92

RUSHING

	NO	YDS	AVG	LG	TD
Rice	29	89	3.1	14t	1
McGahee	14	48	3.4	25t	1
Flacco	9	25	2.8	13	0
Parmele	4	13	3.3	6	0
L. McClain	1	1	1.0	1	0
Stallworth	1	1	1.0	1	0
RAVENS	58	177	3.1	25t	2
OPPONENTS	50	179	3.6	41t	3

RECEIVING

	NO	YDS	AVG	LG	TD
Heap	13	151	11.6	21	1
Rice	12	74	6.2	11	1
Boldin	6	62	10.3	27	1
Houshmandzadeh	4	66	16.5	28	0
McGahee	4	24	6.0	10	0
Mason	1	11	11.0	11	0
Dickson	1	2	2.0	2	0
RAVENS	41	390	9.5	28	3
OPPONENTS	28	296	10.6	58	2

INTERCEPTIONS

	NO	YDS	AVG	LG	TD
Landry	1	9	9.0	9	0
Nakamura	1	3	3.0	3	0
Wilson	1	0	0.0	0	0
RAVENS	3	12	4.0	9	0
OPPONENTS	1	17	17.0	17	0

PUNTING

	NO	YDS	AVG	NET	TB	IN	LG	BLK
Koch	6	277	46.2	39.2	1	4	61	0
RAVENS	6	277	46.2	39.2	1	4	61	0
Opponents	7	347	49.6	35.7	3	2	55	0

PUNT RETURNS

	RET	FC	YDS	AVG	LG	TD
Webb	2	1	37	18.5	36	0
RAVENS	2	1	37	18.5	36	0
Opponents	3	1	22	7.3	12	0

KICKOFF RETURNS

	NO	YDS	AVG	LG	TD
Parmele	3	65	21.7	29	0
L. McClain	2	22	11.0	12	0
Webb	2	59	29.5	38	0
RAVENS	7	146	20.9	38	0
Opponents	9	184	20.4	36	0

FIELD GOALS

	1-19	20-29	30-39	40-49	50+
Cundiff	1/1	3/3	0/0	0/0	0/0
RAVENS	1/1	3/3	0/0	0/0	0/0
OPPONENTS	0/0	0/0	1/1	0/1	0/0

Cundiff: (19G,29G,29G)(24G)

OPPONENTS: (1)(43N,35G)

	TD	TD%	INT	INT%	LG	SACK/LOST	RATING
	3	4.7	1	1.6	28	9/51	90.0
RAVENS	3	4.7	1	1.6	28	9/51	90.0
OPPONENTS	2	4.0	3	6.0	58	9/51	61.8

DEFENSIVE

FROM PRESS BOX STATS

PLAYER	TT	SOLO	AS	SACKS	YDS	INT	RET.	PD	FF	FR
Landry, Dawan	14	7	7	0.5	2	1	9	2	0	0
Lewis, Ray	13	9	4	1	10	0	0	0	1	0
Suggs, Terrell	10	9	1	5	25	0	0	0	1	0
McClain, Jameel	9	4	5	0	0	0	0	0	0	0
Carr, Chris	8	7	1	0	0	0	0	0	0	1
Ellerbe, Dannell	7	5	2	0	0	0	0	0	1	0
Reed, Ed	7	6	1	0	0	0	0	0	0	1
Webb, Lardarius	5	5	0	0	0	0	0	0	0	0
Gregg, Kelly	4	0	4	0	0	0	0	0	0	0
Johnson, Jarret	4	2	2	0	0	0	0	0	0	0
Ngata, Haloti	4	3	1	0.5	2	0	1	0	0	0
Wilson, Josh	4	4	0	0	0	1	0	3	0	0
McKinney, Brandon	3	2	1	0	0	0	0	1	0	1
Cody, Terrence	2	1	1	0	0	0	0	0	0	1
Nakamura, Haruki	2	2	0	1	3	1	3	1	0	0
Redding, Cory	2	0	2	0.5	4.5	0	0	0	0	1
Kruger, Paul	1	0	1	0.5	4.5	0	0	0	0	0
Totals	99	66	33	9	51	3	12	8	4	4

SPECIAL TEAMS

FROM PRESS BOX STATS

PLAYER	TT	SOLO	AS	FF	FR	BLK
Ayandadejo, Brendan	4	1	3	0	0	0
Burgess, Prescott	3	2	1	0	0	0
Ellerbe, Dannell	2	1	1	0	0	0
Gooden, Tavares	2	2	0	0	0	0
McClain, Jameel	2	2	0	0	0	0
Parmele, Jalen	2	1	1	0	0	0
Cundiff, Billy	1	1	0	0	0	0
Dickson, Ed	1	0	1	0	0	0
Landry, Dawan	1	1	0	0	0	0
Nakamura, Haruki	1	0	1	0	0	0
Smith, Marcus	1	0	1	0	0	0
Totals	20	11	9	0	0	0



2011 STATISTICS

DEFENSIVE STATISTICS

PLAYER	TT	SOLO	AS	SACKS	YDS		RET.		FF	FR
					LOST	INT	YDS	PD		
Lewis, Ray	95	72	23	2	16	1	4	7	2	0
McClain, Jameel	81	47	34	1	4	1	8	5	0	2
Williams, Cary	77	61	16	0	0	0	0	18	2	0
Pollard, Bernard	75	55	20	2	14	1	0	13	3	1
Suggs, Terrell	70	50	20	14	91	2	9	6	7	0
Webb, Lardarius	68	55	13	1	5.5	5	81	20	1	0
Ngata, Haloti	65	37	28	5	21	0	0	5	2	3
Johnson, Jarret	56	40	16	2.5	20.5	0	0	3	1	1
Reed, Ed	52	44	8	1	4	3	25	8	1	0
Redding, Cory	43	29	14	4.5	25	0	0	2	0	1
Cody, Terrence	34	21	13	0	0	0	0	1	0	0
Ayanbadejo, Brendon	27	23	4	1.5	9	0	0	2	0	1
McPhee, Pernel	23	16	7	6	31	0	0	2	1	1
Carr, Chris	19	16	3	1	9	0	0	3	0	0
Jones, Arthur	18	12	6	0	0	0	0	0	0	0
Smith, Jimmy	18	18	0	0	0	2	48	8	0	0
Ellerbe, Dannell	17	13	4	0	0	0	0	0	0	0
Zbikowski, Tom	16	14	2	1	1	0	0	0	0	0
Kruger, Paul	15	12	3	5.5	39	0	0	2	0	2
McKinney, Brandon	14	8	6	0	0	0	0	0	1	0
McClellan, Albert	7	5	2	0	0	0	0	0	0	0
Brown, Chykie	3	3	0	0	0	0	0	1	0	0
Gorrer, Danny	3	3	0	0	0	0	0	4	0	0
Nakamura, Haruki	3	2	1	0	0	0	0	2	0	0
Foxworth, Domonique	2	1	1	0	0	0	0	0	0	0
Burgess, Prescott	1	0	1	0	0	0	0	0	0	0
Totals	902	657	245	48	290	15	175	112	21	12

SPECIAL TEAMS STATISTICS

PLAYER	TT	SOLO	AS	FF	FR	BK
McClellan, Albert	12	10	2	0	0	0
Ayanbadejo, Brendon	9	9	0	0	1	0
Nakamura, Haruki	9	8	1	0	0	0
Zbikowski, Tom	7	7	0	0	0	0
Reed, David	4	3	1	0	0	0
Williams, LaQuan	4	3	1	0	0	0
Wilson, Kris	4	4	0	0	0	0
Jones, Edgar	3	3	0	0	0	0
Burgess, Prescott	2	2	0	0	0	0
Cook, Emanuel	2	2	0	0	0	0
Gorrer, Danny	2	2	0	0	0	0
McClain, Jameel	2	2	0	0	0	0
Pitta, Dennis	2	1	1	0	0	0
Smith, Jimmy	2	2	0	0	0	0
Williams, Chavis	2	1	1	0	0	0
Brown, Chykie	1	1	0	0	0	0
Ellerbe, Dannell	1	1	0	0	0	0
Jones, Arthur	1	1	0	0	0	0
Koch, Sam	1	1	0	0	0	0
McCann, Bryan	1	0	1	0	0	0
Totals	71	63	8	0	1	0

Defensive and special teams statistics reflect press box stats.

USUAL STARTING LINEUPS

OFFENSE

WR 81	Anquan Boldin
LT 78	Bryant McKinnie
LG 66	Ben Grubbs
C 77	Matt Birk
RG 73	Marshal Yanda
RT 74	Michael Oher
TE 84	Ed Dickson
WR 82	Torrey Smith
QB 5	Joe Flacco
RB 27	Ray Rice
FB 44	Vonta Leach

DEFENSE

DT 92	Haloti Ngata
NT 62	Terrence Cody
DE 93	Cory Redding
SAM 95	Jarret Johnson
MIKE 52	Ray Lewis
WILL 53	Jameel McClain
RUSH 55	Terrell Suggs
LCB 21	Lardarius Webb
RCB 29	Cary Williams
SS 31	Bernard Pollard
FS 20	Ed Reed

RAVENS COACHES

John Harbaugh, Head Coach; **Jerry Rosburg**, Assistant Head Coach/Special Teams Coordinator; **Cam Cameron**, Offensive Coordinator; **Chuck Pagano**, Defensive Coordinator; **Roy Anderson**, Defensive Assistant/Secondary; **Teryl Austin**, Secondary; **Clarence Brooks**, Defensive Line; **Jason Brooks**, Offensive Quality Control; **Randy Brown**, Kicking Consultant; **John Dunn**, Assistant Strength and Conditioning; **Wade Harman**, Tight Ends; **Jim Hostler**, Wide Receivers; **Marwan Maalouf**, Assistant Special Teams; **Andy Moeller**, Offensive Line; **Ted Monachino**, Outside Linebackers; **Wilbert Montgomery**, Running Backs; **Dean Pees**, Linebackers; **Bob Rogucki**, Strength and Conditioning; **Craig Ver Steeg**, Offensive Assistant/Quarterbacks; **Todd Washington**, Assistant Offensive Line; **Matt Weiss**, Head Coach's Assistant

RAVENS HONOR ROLL

Def. Player of the Year (AP): OLB Terrell Suggs
Def. Player of the Year (PFW/PFWA): OLB Terrell Suggs
Def. Player of the Year (KC NFL 101): OLB Terrell Suggs

AP All-Pro: OLB Terrell Suggs (1st Team), DT Haloti Ngata (1st Team), S Ed Reed (2nd Team), RB Ray Rice (2nd Team)

Pro Bowl: G Ben Grubbs, FB Vonta Leach (starter), LB Ray Lewis (starter), DT Haloti Ngata (starter), S Ed Reed (starter), RB Ray Rice (starter), OLB Terrell Suggs (starter), G Marshal Yanda

Pro Football Weekly/PFWA's All-NFL Team:
 DT Haloti Ngata, OLB Terrell Suggs

AFC Players of the Week:
 OLB Terrell Suggs (Week 1) - Defense
 LB Ray Lewis (Week 3) - Defense
 OLB Jarret Johnson (Week 4) - Defense
 WR Torrey Smith (Week 11) - Offense
 OLB Terrell Suggs (Week 12) - Defense
 RB Ray Rice (Week 13) - Offense
 OLB Terrell Suggs (Week 14) - Defense
 RB Ray Rice (Week 17) - Offense

AFC Player of the Month:
 OLB Terrell Suggs (Defense, December/January)

Walter Payton NFL Man of the Year: C Matt Birk

Ed Block Courage Award: LS Morgan Cox

Ravens Roost Unsung Hero: G Marshal Yanda

Ravens Roost Extra Effort: WR Torrey Smith

BALTIMORE RAVENS 2011 SEASON REVIEW

	Reg.	Post.		Reg.	Post.
Record	12-4	1-1	When Scoring First	10-0	0-0
vs. AFC North	6-0	0-0	When Not Scoring First	2-4	1-1
vs. AFC	9-3	1-1	Positive or even Turnover Ratio	9-0	1-1
vs. NFC	3-1	0-0	Negative Turnover Ratio	3-4	0-0
Home	8-0	1-0	Winning Penalty Ratio	6-1	1-0
Away	4-4	0-1	Losing Penalty Ratio	4-2	0-1
On Grass	2-3	0-0	Overtime	0-0	0-0
Artificial Turf	10-1	1-1	With a 100-Yard Rusher	6-0	0-0
Outdoors	11-4	1-1	Without a 100-yard Rusher	6-4	1-1
Indoors	1-0	0-0	With a 100-Yard Receiver	4-0	0-1
Leading at Halftime	11-0	1-0	Without a 100-yard Receiver	8-4	1-0
Trailing at Halftime	1-3	0-1	With a 300-Yard Passer	4-0	0-1
Tied at Halftime	0-1	0-0	Without a 300-Yard Passer	8-4	1-0
Tied After 3 Quarters	1-0	0-0	When Allowing a 100-Yard Rusher	1-2	1-0
Leading After 3 Quarters	10-0	1-1	When Not Allowing a 100-Yard Rusher	11-2	0-1
Trailing After 3 Quarters	1-4	0-0	When Allowing a 100-Yard Receiver	3-1	1-0
Decided by 7 Points or less	3-2	1-1	When Not Allowing a 100-Yard Receiver	9-3	0-1
Decided by 3 Points or less	2-0	0-1	When Allowing a 300-Yard Passer	2-1	0-0
			When Not Allowing a 300-Yard Passer	9-3	1-1

2011 POSTSEASON STATISTICS

RESULTS AND ATTENDANCE

WON 1, LOST 1

01/15	W	20-13	Houston (Div.)	71,547
01/22	L	20-23	at New England (AFC Champ.)	68,756

TEAM STATISTICS

	RAVENS	OPPONENT
TOTAL FIRST DOWNS	30	41
Rushing	8	13
Passing	22	26
Penalty	0	2
3rd Down: Made/Att	13/33	10/26
3rd Down Pct.	39.4	38.5
4th Down: Made/Att	0/2	1/2
4th Down Pct.	0.0	50.0
POSSESSION AVG.	32:26	27:34
TOTAL NET YARDS	625	645
Avg. Per Game	312.5	322.5
Total Plays	133	131
Avg. Per Play	4.7	4.9
NET YARDS RUSHING	203	227
Avg. Per Game	101.5	113.5
Total Rushes	62	59
NET YARDS PASSING	422	418
Avg. Per Game	211.0	209.0
Sacked/Yards Lost	8/60	1/5
Gross Yards	482	423
Att./Completions	63/36	71/39
Completion Pct.	57.1	54.9
Had Intercepted	1	5
PUNTS/AVERAGE	13/47.6	7/42.4
NET PUNTING AVG.	43.7	39.0
PENALTIES/YARDS	6/33	4/25
FUMBLES/BALL LOST	4/0	5/2
TOUCHDOWNS	4	3
Rushing	0	3
Passing	4	0
Returns	0	0

SCORE BY PERIODS

	1	2	3	4	OT	PTS
RAVENS	17	10	10	3	0	40
Opponents	6	20	3	7	0	36

SCORING

	TD	RU	PA	RT	K/PAT	FG	S	PTS
Cundiff	0	0	0	0	4/4	4/5	0	16
Boldin	1	0	1	0	0	0	0	6
Pitta	1	0	1	0	0	0	0	6
T. Smith	1	0	1	0	0	0	0	6
Wilson	1	0	1	0	0	0	0	6
RAVENS	4	0	4	0	4/4	4/5	0	40
Opponents	3	3	0	0	3/3	5/6	0	36

2-PT. CONVERSIONS: RAVENS 0-0, Opponents 0-0

SACKS: Kruger 1, RAVENS 1, Opponents 8

FUM/LOST: Boldin 1/0, Flacco 1/0, Rice 1/0, Webb 1/0

PASSING

	ATT	COMP	YARDS	COMP%	YDS/ATT
Flacco	63	36	482	57.1	7.65
RAVENS	63	36	482	57.1	7.65
Opponents	71	39	423	54.9	5.96

RUSHING

	NO	YDS	AVG	LG	TD
Rice	42	127	3.0	12	0
R. Williams	12	49	4.1	9	0
Flacco	6	26	4.3	14	0
Leach	2	1	0.5	1	0
RAVENS	62	203	3.3	14	0
Opponents	59	227	3.8	28	3

RECEIVING

	NO	YDS	AVG	LG	TD
Boldin	10	174	17.4	37	1
Pitta	7	70	10.0	16	1
Rice	5	31	6.2	20	0
T. Smith	4	91	22.8	42	1
Evans	4	69	17.3	30	0
Dickson	3	37	12.3	16	0
Leach	2	9	4.5	6	0
Wilson	1	1	1.0	1t	1
RAVENS	36	482	13.4	42	4
Opponents	39	423	10.8	23	0

INTERCEPTIONS

	NO	YDS	AVG	LG	TD
Webb	3	1	0.3	1	0
J. Smith	1	39	39.0	39	0
E. Reed	1	0	0.0	0	0
RAVENS	5	40	8.0	39	0
Opponents	1	19	19.0	19	0

PUNTING

	NO	YDS	AVG	NET	TB	IN	LG	BLK
Koch	13	619	47.6	43.7	2	2	64	0
RAVENS	13	619	47.6	43.7	2	2	64	0
Opponents	7	297	42.4	39.0	1	0	53	0

PUNT RETURNS

	RET	FC	YDS	AVG	LG	TD
Webb	1	4	4	4.0	4	0
RAVENS	1	4	4	4.0	4	0
Opponents	9	1	11	1.2	10	0

KICKOFF RETURNS

	NO	YDS	AVG	LG	TD
Webb	1	25	25.0	25	0
Zbikowski	1	20	20.0	20	0
RAVENS	2	45	22.5	25	0
Opponents	7	234	33.4	60	0

FIELD GOALS

	1-19	20-29	30-39	40-49	50+
Cundiff	0/0	1/1	1/2	2/2	0/0
RAVENS	0/0	1/1	1/2	2/2	0/0
Opponents	0/0	2/2	2/2	1/1	0/1

Cundiff: (48G,44G)(20G,39G,32N)

Opponents: (40G,33G,50N)(29G,35G,24G)

	TD	TD%	INT	INT%	LG	SACK/LOST	RATING
Flacco	4	6.3	1	1.6	42	8/60	96.1
RAVENS	4	6.3	1	1.6	42	8/60	96.1
Opponents	0	0.0	5	7.0	23	1/5	43.3

DEFENSIVE STATISTICS

PLAYER	TT	SOLO	AS	YDS		RET.		PD	FF	FR
				SACKS	LOST	INT	YDS			
Lewis, Ray	20	12	8	0	0	0	0	1	0	0
Pollard, Bernard	17	10	7	0	0	0	0	1	0	0
Suggs, Terrell	11	7	4	0	0	0	0	1	0	0
Reed, Ed	10	9	1	0	0	1	0	6	0	0
Webb, Lardarius	10	8	2	0	0	3	1	5	0	0
Williams, Cary	10	5	5	0	0	0	0	0	0	0
Cody, Terrence	8	3	5	0	0	0	0	0	0	0
Ellerbe, Dannell	6	3	3	0	0	0	0	0	0	0
Johnson, Jarret	6	3	3	0	0	0	0	0	0	0
Ngata, Haloti	6	2	4	0	0	0	0	1	1	0
Redding, Cory	5	3	2	0	0	0	0	1	0	0
Kruger, Paul	3	2	1	1	5	0	0	0	0	0
McClain, Jameel	3	2	1	0	0	0	0	0	0	0
McKinney, Brandon	3	1	2	0	0	0	0	0	0	0
Smith, Jimmy	3	1	2	0	0	1	39	1	0	0
Ayanbadejo, Brendon	2	0	2	0	0	0	0	0	0	0
Nakamura, Haruki	1	0	1	0	0	0	0	0	0	0
Jones, Art	1	0	1	0	0	0	0	0	0	0
McPhee, Pernell	0	0	0	0	0	0	0	1	0	0
Totals	125	71	54	1	5	5	40	18	1	0

SPECIAL TEAMS STATISTICS

PLAYER	TT	SOLO	AS	FF	FR	BK
Nakamura, Haruki	4	2	2	0	0	0
Cook, Emanuel	2	2	0	0	1	0
Jones, Edgar	2	2	0	0	0	0
McClellan, Albert	2	2	0	0	1	0
Zbikowski, Tom	2	1	1	0	0	0
Ayanbadejo, Brendon	1	1	0	0	0	0
Gorrer, Danny	1	1	0	0	0	0
McClain, Jameel	1	0	1	0	0	0
Williams, Cary	1	1	0	1	0	0
Williams, LaQuan	1	1	0	1	0	0
Smith, Jimmy	0	0	0	0	1	0
Totals	17	13	4	2	3	0

Defensive and special teams statistics reflect press box stats.

2012 STATISTICS

RESULTS AND ATTENDANCE

WON 10, LOST 6 (AFC NORTH CHAMPIONS)

SUPER BOWL XLVII CHAMPIONS

Date	Result	Score	Opponent	Attendance
09/10	W	44-13	Cincinnati	71,064
09/16	L	23-24	at Philadelphia	69,144
09/23	W	31-30	New England	71,269
09/27	W	23-16	Cleveland	70,944
10/07	W	9-6	at Kansas City	68,803
10/14	W	31-29	Dallas	71,384
10/21	L	13-43	at Houston	71,708
11/04	W	25-15	at Cleveland	65,449
11/11	W	55-20	Oakland	71,339
11/18	W	13-10	at Pittsburgh	63,446
11/25	W	16-13 OT	at San Diego	57,882
12/02	L	20-23	Pittsburgh	71,442
12/09	L	28-31 OT	at Washington	81,178
12/16	L	17-34	Denver	71,317
12/23	W	33-14	New York Giants	71,470
12/30	L	17-23	at Cincinnati	61,565

TEAM STATISTICS

TOTAL FIRST DOWNS

Category	RAVENS	OPPONENT
Rushing	98	105
Passing	182	187
Penalty	34	34
3rd Down: Made/Att	80/217	83/232
3rd Down Pct.	36.9	35.8
4th Down: Made/Att	6/14	6/12
4th Down Pct.	42.9	50.0

POSSESSION AVG.

RAVENS	28:09	31:51
Opponents	35:25	35:09

TOTAL NET YARDS

RAVENS	5640	5615
Opponents	3525.5	3509.9

Avg. Per Game

RAVENS	1042	1086
Opponents	5.4	5.2

NET YARDS RUSHING

RAVENS	1901	1965
Opponents	118.8	122.8

Avg. Per Game

RAVENS	444	492
Opponents	3739	3650

NET YARDS PASSING

RAVENS	233.7	228.1
Opponents	38/257	37/250

Sacked/Yards Lost

RAVENS	3996	3900
Opponents	560/334	557/335

Gross Yards

RAVENS	59.6	60.1
Opponents	11	13

Had Intercepted

RAVENS	83/47.1	89/46.2
Opponents	83/40.8	89/41.2

PUNTS/AVERAGE

RAVENS	121/1127	107/929
Opponents	14/5	23/12

NET PUNTING AVG.

RAVENS	44	33
Opponents	17	15

PENALTIES/YARDS

RAVENS	22	15
Opponents	5	3

FUMBLES/BALL LOST

RAVENS	44	33
Opponents	17	15

TOUCHDOWNS

RAVENS	22	15
Opponents	5	3

SCORE BY PERIODS

Period	1	2	3	4	OT	PTS
RAVENS	88	108	98	101	3	398
Opponents	70	103	86	82	3	344

SCORING

Player	TD	RU	PA	RT	K/PAT	FG	S	PTS
Tucker	0	0	0	0	42/42	30/33	0	132
Rice	10	9	1	0	0	0	0	60
T. Smith	8	0	8	0	0	0	0	48
Pitta	7	0	7	0	0	0	0	42
Boldin	4	0	4	0	0	0	0	26
J. Jones	4	0	1	3	0	0	0	24
Flacco	3	3	0	0	0	0	0	18
Allen	1	1	0	0	0	0	0	6
Doss	1	0	1	0	0	0	0	6
Koch	1	1	0	0	0	0	0	6
Leach	1	1	0	0	0	0	0	6
Pierce	1	1	0	0	0	0	0	6
E. Reed	1	0	0	1	0	0	0	6
Taylor	1	1	0	0	0	0	0	6
C. Williams	1	0	0	1	0	0	0	6
RAVENS	44	17	22	5	42/42	30/33	0	398
Opponents	33	15	15	3	31/31	37/39	1	344

2-PT. CONVERSIONS:

Boldin, RAVENS 1-2, Opponents 1-2

SACKS:

Kruger 9, Ngata 5, Ellerbe 4.5, A. Jones 4.5, Pollard 2, Suggs 2, McPhee 1.5, Upshaw 1.5, Ayanbadejo 1, O. Brown 1, Ihedigbo 1, Kemoeatu 1, Lewis 1, McClellan 1, C. Williams 1, RAVENS 37, Opponents 38

FUM/LOST:

Flacco 9/4, J. Jones 2/0, Gradkowski 1/0, Rice 1/0, D. Thompson 1/1

PASSING

Player	ATT	COMP	YARDS	COMP%	YDS/ATT	TD	TD%	INT	INT%	LG	SACK/LOST	RATING
Flacco	531	317	3817	59.7%	7.19	22	4.1%	10	1.9%	61t	35/227	87.7
Taylor	29	17	179	58.6%	6.17	0	0.0%	1	3.4%	25	3/30	62.3
RAVENS	560	334	3996	59.6%	7.14	22	3.9%	11	2.0%	61t	38/257	86.4
Opponents	557	335	3900	60.1%	7.00	15	2.7%	13	2.3%	59	37/250	80.6

RUSHING

Player	NO	YDS	AVG	LG	TD
Rice	257	1143	4.4	46	9
Pierce	108	532	4.9	78	1
Taylor	14	73	5.2	28	1
Allen	16	61	3.8	20	1
Leach	9	32	3.6	6	1
Flacco	32	22	0.7	16	3
Koch	2	17	8.5	10	1
T. Smith	3	9	3.0	13	0
J. Jones	1	6	6.0	6	0
Boldin	1	3	3.0	3	0
Considine	1	3	3.0	3	0
RAVENS	444	1901	4.3	78	17
Opponents	492	1965	4.0	31t	15

RECEIVING

Player	NO	YDS	AVG	LG	TD
Boldin	65	921	14.2	43	4
Pitta	61	669	11.0	61t	7
Rice	61	478	7.8	43	1
T. Smith	49	855	17.4	54	8
J. Jones	30	406	13.5	47	1
Dickson	21	225	10.7	40	0
Leach	21	143	6.8	18	0
Doss	7	123	17.6	39	1
Pierce	7	47	6.7	11	0
D. Reed	5	66	13.2	23	0
D. Thompson	5	51	10.2	25	0
Allen	2	12	6.0	7	0
RAVENS	334	3996	12.0	61t	22
Opponents	335	3900	11.6	59	15

INTERCEPTIONS

Player	NO	YDS	AVG	LG	TD
C. Williams	4	90	22.5	63t	1
E. Reed	4	78	19.5	34t	1
Graham	2	20	10.0	20	0
Webb	1	8	8.0	8	0
Kruger	1	0	0.0	0	0
Pollard	1	0	0.0	0	0
RAVENS	13	196	15.1	63t	2
Opponents	11	231	21.0	98t	3

PUNTING

Player	NO	YDS	AVG	NET	TB	IN	LG	BLK
Koch	83	3911	47.1	40.8	7	28	60	0
RAVENS	83	3911	47.1	40.8	7	28	60	0
Opponents	89	4113	46.2	41.2	2	32	63	0

PUNT RETURNS

Player	RET	FC	YDS	AVG	LG	TD
J. Jones	37	16	341	9.2	63t	1
Doss	4	4	53	13.3	40	0
E. Reed	1	1	1	1.0	1	0
Webb	1	5	9	9.0	9	0
RAVENS	43	26	404	9.4	63t	1
Opponents	49	13	383	7.8	64	0

KICKOFF RETURNS

Player	NO	YDS	AVG	LG	TD
J. Jones	38	1167	30.7	108t	2
D. Thompson	15	389	25.9	49	0
Allen	3	56	18.7	20	0
Gradkowski	1	12	12.0	12	0
Graham	1	7	7.0	7	0
Pitta	1	0	0.0	0	0
L. Williams	1	5	5.0	5	0
RAVENS	60	1636	27.3	108t	2
Opponents	37	859	23.2	42	0

FIELD GOALS

Player	1-19	20-29	30-39	40-49	50+
Tucker	0/0	8/8	8/8	10/13	4/4
RAVENS	0/0	8/8	8/8	10/13	4/4
Opponents	1/1	7/7	14/14	12/13	3/4

TUCKER:

(46G,40G,39G)(56G,51G,48G)(27G)(45G,47N)(28G,26G,39G)(38G)(51G,54G)(43G)(48G,34G)(26G,41N,39G)(43G,38G,38G)(45G,23G)(45G)(23G,21G,30G,29G)(45N,49G)

OPPONENTS:

(34G,19G)(23G)(37G,49G,20G)(51G,50G,52G)(30G,31G)(42G,43G,34G,51N)(33G,29G)(32G,28G,29G,33G,41G)(32G,47G)(22G)(47G,30G)(46G,41G,42G)(48G,49G,34G)(27G,36G,45N)(47G,32G,38G)

2012 STATISTICS

DEFENSIVE STATISTICS

PLAYER	TT	SOLO	AS	YDS		INT	RET.		PD	FF	FR
				SACKS	LOST		YDS	TD			
Pollard, Bernard	98	71	27	2	14	1	0	6	0	0	
Ellerbe, Dannell	89	66	23	4.5	29.5	0	0	2	0	0	
McClain, Jameel	79	57	22	0	0	0	0	3	0	0	
Williams, Cary	75	67	8	1	9	4	90	17	0	0	
Reed, Ed	58	49	9	0	0	4	78	15	0	3	
Lewis, Ray	57	44	13	1	0	0	0	1	1	1	
Upshaw, Courtney	55	34	21	1.5	10	0	0	2	0	2	
Graham, Corey	54	36	18	0	0	2	20	8	0	0	
Ngata, Haloti	51	33	18	5	50	0	0	1	0	0	
Jones, Arthur	47	27	20	4.5	29.5	0	0	0	1	0	
Kruger, Paul	42	30	12	9	46	1	0	6	1	1	
McClellan, Albert	42	29	13	1	11	0	0	2	0	2	
Bynes, Josh	31	18	13	0	0	0	0	2	0	0	
Smith, Jimmy	31	27	4	0	0	0	0	3	0	0	
Ayanbadejo, Brendon	30	16	14	1	7	0	0	1	0	0	
Kemoeatu, Ma'ake	29	15	14	1	1	0	0	2	1	0	
Cody, Terrence	25	12	13	0	0	0	0	1	0	0	
Webb, Lardarius	25	24	1	0	0	1	8	6	1	1	
Suggs, Terrell	22	17	5	2	15	0	0	4	0	0	
McPhee, Pernell	21	18	3	1.5	12	0	0	0	0	0	
Ihedigbo, James	19	12	7	1	7	0	0	1	0	0	
Brown, Chykie	14	12	2	0	0	0	0	6	0	0	
Tyson, DeAngelo	11	3	8	0	0	0	0	2	0	0	
Johnson, Chris	7	7	0	0	0	0	0	0	1	0	
Brown, Omar	3	2	1	1	9	0	0	0	0	0	
Hall, Bryan	3	1	2	0	0	0	0	0	0	0	
Considine, Sean	2	1	1	0	0	0	0	0	0	0	
Kindle, Sergio	1	1	0	0	0	0	0	0	0	0	
Totals	1021	729	292	37	250	13	196	91	6	10	

SPECIAL TEAMS STATISTICS

PLAYER	TT	SOLO	AS	FF	FR	BK
Ayanbadejo, Brendon	14	12	2	0	1	0
Allen, Anthony	12	11	1	0	0	0
Brown, Chykie	11	9	2	0	0	0
Considine, Sean	7	6	1	0	0	0
McClellan, Albert	7	7	0	1	0	0
Graham, Corey	6	6	0	0	0	0
Ihedigbo, James	6	6	0	0	0	0
Upshaw, Courtney	5	4	1	1	0	0
Williams, LaQuan	5	4	1	0	0	0
Reed, David	4	3	1	0	0	0
Bynes, Josh	3	1	2	0	0	0
Ellerbe, Dannell	3	3	0	1	0	0
Koch, Sam	3	2	1	0	0	0
Smith, Jimmy	3	3	0	0	0	0
Cox, Morgan	2	1	1	0	0	0
Dickson, Ed	1	1	0	0	0	0
Hamilton, Adrian	1	1	0	0	0	0
Jackson, Asa	1	1	0	0	0	0
Levine, Anthony	1	1	0	0	0	0
Tucker, Justin	1	1	0	0	0	0
Brown, Omar	0	0	0	0	1	0
McClain, Jameel	0	0	0	0	1	0
Totals	96	83	13	3	3	0

Defensive and special teams statistics reflect press box stats.

RAVENS COACHES

John Harbaugh, Head Coach; **Jerry Rosburg**, Assistant Head Coach/Special Teams Coordinator; **Jim Caldwell**, Offensive Coordinator; **Dean Pees**, Defensive Coordinator; **Teryl Austin**, Secondary; **Juney Barnett**, Assistant Strength and Conditioning; **Clarence Brooks**, Defensive Line; **Jason Brooks**, Offensive Quality Control; **Randy Brown**, Kicking Consultant; **Juan Castillo**, Special Consultant; **Wade Harman**, Tight Ends; **Chris Hewitt**, Assistant Special Teams; **Jim Hostler**, Wide Receivers; **Don Martindale**, Inside Linebackers; **Andy Moeller**, Offensive Line; **Ted Monachino**, Linebackers; **Wilbert Montgomery**, Running Backs; **Bob Rogucki**, Strength and Conditioning; **Craig Ver Steeg**, Senior Offensive Assistant; **Todd Washington**, Assistant Offensive Line; **Matt Weiss**, Defensive Quality Control

RAVENS HONOR ROLL

AP All-Pro: WR/RS Jacoby Jones (1st Team), FB Vonta Leach (1st Team), DT Haloti Ngata (2nd Team), G Marshal Yanda (2nd Team)

Pro Bowl: WR/RS Jacoby Jones (starter), FB Vonta Leach (starter), DT Haloti Ngata, S Ed Reed (starter), RB Ray Rice, G Marshal Yanda (starter)

Super Bowl XLVII MVP: QB Joe Flacco

Pro Football Weekly/PFWA's All-NFL Team: WR/RS Jacoby Jones, G Marshal Yanda

AFC Players of the Week:

QB Joe Flacco (Week 1) - Offense
WR/RS Jacoby Jones (Week 6) - Special Teams
RB Ray Rice (Week 16) - Offense

AFC Player of the Month:

WR/RS Jacoby Jones (Special Teams, November)

NFL Play of the Year:

RB Ray Rice's 4th-and-29 conversion at SD

USA Today All-Joe Team:

QB Joe Flacco, S Bernard Pollard, K Justin Tucker

Ed Block Courage Award: OLB Terrell Suggs

Ravens Roost Unsung Hero: K Justin Tucker

Ravens Roost Extra Effort: CB Corey Graham

BALTIMORE RAVENS 2012 SEASON REVIEW

	Reg.	Post.		Reg.	Post.
Record	10-6	4-0	When Scoring First	7-2	2-0
vs. AFC North	4-2	0-0	When Not Scoring First	3-4	2-0
vs. AFC	8-4	3-0	Positive or even Turnover Ratio	9-2	4-0
vs. NFC	2-2	1-0	Negative Turnover Ratio	1-4	0-0
Home	6-2	1-0	Winning Penalty Ratio	4-2	2-0
Away	4-4	2-0	Losing Penalty Ratio	6-2	2-0
On Grass	4-3	1-0	Overtime	1-1	1-0
Artificial Turf	6-3	3-0	With a 100-Yard Rusher	3-1	2-0
Outdoors	10-5	3-0	Without a 100-yard Rusher	7-5	2-0
Indoors	0-1	1-0	With a 100-Yard Receiver	3-1	2-0
Leading at Halftime	7-3	2-0	Without a 100-yard Receiver	7-5	2-0
Tied at Halftime	1-1	1-0	With a 300-Yard Passer	5-0	1-0
Trailing at Halftime	2-2	1-0	Without a 300-Yard Passer	5-6	3-0
Leading After 3 Quarters	8-2	3-0	When Allowing a 100-Yard Rusher	2-2	1-0
Tied After 3 Quarters	0-1	1-0	When Not Allowing a 100-Yard Rusher	8-4	3-0
Trailing After 3 Quarters	2-3	0-0	When Allowing a 100-Yard Receiver	1-2	2-0
Decided by 7 Points or less	6-4	2-0	When Not Allowing a 100-Yard Receiver	9-4	2-0
Decided by 3 Points or less	5-3	2-0	When Allowing a 300-Yard Passer	3-1	2-0
			When Not Allowing a 300-Yard Passer	7-5	2-0

2012 POSTSEASON STATISTICS

RESULTS AND ATTENDANCE

WON 4, LOST 0 (SUPER BOWL XLVII CHAMPIONS)

01/06	W	24-9	Indianapolis	71,379
01/12	W	38-35 2OT	at Denver	76,732
01/20	W	28-13	at New England	68,756
02/03	W	34-31	vs. San Francisco	71,024

TEAM STATISTICS

	RAVENS	OPPONENT
TOTAL FIRST DOWNS	85	106
Rushing	25	30
Passing	53	63
Penalty	7	13
3rd Down: Made/Att	25/55	25/60
3rd Down Pct.	45.5	41.7
4th Down: Made/Att	0/3	2/6
4th Down Pct.	0.0	33.3
POSSESSION AVG.	28:39	31:21
TOTAL NET YARDS	1641	1713
Avg. Per Game	410.3	428.3
Total Plays	271	316
Avg. Per Play	6.1	5.4
NET YARDS RUSHING	539	567
Avg. Per Game	134.8	141.8
Total Rushes	139	128
NET YARDS PASSING	1102	1146
Avg. Per Game	275.5	286.5
Sacked/Yards Lost	6/38	9/54
Gross Yards	1140	1200
Att./Completions	126/73	179/101
Completion Pct.	57.9	56.4
Had Intercepted	0	6
PUNTS/AVERAGE	22/46.0	17/45.6
NET PUNTING AVG.	22/34.3	17/37.5
PENALTIES/YARDS	24/206	24/197
FUMBLES/BALL LOST	6/4	5/4
TOUCHDOWNS	16	9
Rushing	3	2
Passing	11	5
Returns	2	2

SCORE BY PERIODS

	1	2	3	4	OT	2OT	PTS
RAVENS	21	38	28	34	0	3	124
Opponents	20	26	27	15	0	0	88

SCORING

	TD	RU	PA	RT	K/PAT	FG	S	PTS
Tucker	0	0	0	0	16/16	4/4	0	28
Boldin	4	0	4	0	0	0	0	24
J. Jones	3	0	2	1	0	0	0	18
Pitta	3	0	3	0	0	0	0	18
Rice	2	2	0	0	0	0	0	12
T. Smith	2	0	2	0	0	0	0	12
Graham	1	0	0	1	0	0	0	6
Leach	1	1	0	0	0	0	0	6
RAVENS	16	3	11	2	16/16	4/4	0	124
Opponents	9	2	5	2	8/8	8/10	1	88

2-PT. CONVERSIONS: RAVENS 0-0, Opponents 0-1

SACKS: Kruger 4.5, Suggs 2, A. Jones 1, McPhee 1, Graham 0.5, RAVENS 9, Opponents 6

PASSING

	ATT	COMP	YARDS	COMP%	YDS/ATT
Flacco	126	73	1140	57.9	9.05%
RAVENS	126	73	1140	57.9	9.05%
Opponents	179	101	1200	56.4	6.70%

DEFENSIVE STATISTICS

PLAYER	TT	SOLO	AS	SACKS	YDS LOST	INT	RET. YDS	PD	FF	FR
Lewis, Ray	51	29	22	0	0	0	0	1	0	0
Ellerbe, Dannell	32	25	7	0	0	1	2	2	0	0
Graham, Corey	32	20	12	0.5	3	2	39	7	0	0
Williams, Cary	25	19	6	0	0	2	41	6	0	0
Suggs, Terrell	21	13	8	2	8	0	0	1	1	0
Pollard, Bernard	17	11	6	0	0	0	0	4	1	0
Reed, Ed	15	14	1	0	0	1	6	3	0	0
Kruger, Paul	14	9	5	4.5	28	0	0	1	1	1
Ngata, Haloti	13	10	3	0	0	0	0	1	0	0
Kemoeatu, Ma'ake	10	5	5	0	0	0	0	0	0	0
Brown, Chykie	9	7	2	0	0	0	0	2	0	0
Jones, Arthur	9	5	4	1	6	0	0	0	0	2
Upshaw, Courtney	9	7	2	0	0	0	0	0	1	0
Tyson, DeAngelo	5	2	3	0	0	0	0	0	0	0
McPhee, Pernell	4	2	2	1	9	0	0	2	1	1
Cody, Terrence	3	2	1	0	0	0	0	0	0	0
Smith, Jimmy	3	3	0	0	0	0	0	2	0	0
Ayanbadejo, Brendon	2	2	0	0	0	0	0	0	0	0
Ihedigbo, James	1	1	0	0	0	0	0	0	0	0
McClellan, Albert	1	1	0	0	0	0	0	0	0	0
Totals	276	187	89	9	54	6	88	32	5	4

RUSHING

	NO	YDS	AVG	LG	TD
Rice	84	306	3.6	32	2
Pierce	39	202	5.2	43	0
Flacco	8	16	2.0	14	0
Leach	5	15	3.0	5	1
Tucker	1	8	8.0	8	0
T. Smith	1	0	0.0	0	0
Koch	1	-8	-8.0	-8	0
RAVENS	139	539	3.9	43	3
Opponents	128	567	4.4	33	2

RECEIVING

	NO	YDS	AVG	LG	TD
Boldin	22	380	17.3	50	4
Pitta	14	163	11.6	24	3
T. Smith	11	233	21.2	59t	2
Rice	8	88	11.0	47	0
Dickson	6	90	15.0	24	0
Leach	6	31	5.2	17	0
J. Jones	5	147	29.4	70t	2
Pierce	1	8	8.0	8	0
RAVENS	73	1140	15.6	70t	11
Opponents	101	1200	11.9	36	5

INTERCEPTIONS

	NO	YDS	AVG	LG	TD
C. Williams	2	41	20.5	41	0
Graham	2	39	19.5	39t	1
E. Reed	1	6	6.0	6	0
Ellerbe	1	2	2.0	2	0
RAVENS	6	88	14.7	41	1
Opponents	0	0	---	---	0

PUNTING

	NO	YDS	AVG	NET	TB	IN	LG	BLK
Koch	22	1013	46.0	34.3	4	8	60	0
RAVENS	22	1013	46.0	34.3	4	8	60	0
Opponents	17	776	45.6	37.5	1	7	59	0

PUNT RETURNS

	RET	FC	YDS	AVG	LG	TD
J. Jones	8	2	110	13.8	34	0
Doss	1	0	8	8.0	8	0
E. Reed	1	3	0	0.0	0	0
RAVENS	10	5	118	11.8	34	0
Opponents	8	3	178	22.3	90t	1

KICKOFF RETURNS

	NO	YDS	AVG	LG	TD
J. Jones	14	362	25.9	108t	1
RAVENS	14	362	25.9	108t	1
Opponents	12	366	30.5	104t	1

FIELD GOALS

	1-19	20-29	30-39	40-49	50+
Tucker	1/1	1/1	1/1	1/1	0/0
RAVENS	1/1	1/1	1/1	1/1	0/0
Opponents	0/0	3/3	3/3	1/2	1/2

Tucker: (23G)(47G)(19G,38G)

Opponents: (47G,52G,26G,40N)(52N)(31G,25G)(36G,27G,34G)

FUM/LOST: Rice 3/3, Flacco 1/1, J. Jones 1/0, Leach 1/0

	TD	TD%	INT	INT%	LG	SACK/LOST	RATING
11	8.7%	0	0.0%	70t	6/38	117.2	
11	8.7%	0	0.0%	70t	6/38	117.2	
5	2.8%	6	3.4%	36	9/54	72.4	

SPECIAL TEAMS STATISTICS

PLAYER	TT	SOLO	AS	FF	FR	BK
Considine, Sean	4	3	1	0	0	0
Allen, Anthony	3	3	0	0	0	0
Brown, Chykie	2	1	1	0	0	0
Bynes, Josh	2	2	0	0	0	0
McClellan, Albert	2	2	0	0	0	0
Ihedigbo, James	1	1	0	0	0	0
Koch, Sam	1	1	0	0	0	0
Reed, David	1	1	0	0	0	0
Smith, Jimmy	1	1	0	0	0	0
Totals	17	15	2	0	0	0

Defensive and special teams statistics reflect press box stats.

2013 STATISTICS

RESULTS AND ATTENDANCE

WON 8, LOST 8

09/05	L	27-49	at Denver	76,977
09/15	W	14-6	Cleveland	71,098
09/22	W	30-9	Houston	71,168
09/29	L	20-23	at Buffalo	68,296
10/06	W	26-23	at Miami	68,342
10/13	L	17-19	Green Bay	71,319
10/20	L	16-19	at Pittsburgh	62,295
11/03	L	18-24	at Cleveland	71,513
11/10	W	20-17 OT	Cincinnati	70,992
11/17	L	20-23 OT	at Chicago	62,367
11/24	W	19-3	New York Jets	71,148
11/28	W	22-20	Pittsburgh	71,005
12/08	W	29-26	Minnesota	70,921
12/16	W	18-16	at Detroit	64,742
12/22	L	7-41	New England	71,433
12/29	L	17-34	at Cincinnati	62,406

TEAM STATISTICS

TOTAL FIRST DOWNS

	RAVENS	OPPONENT
Rushing	68	79
Passing	189	176
Penalty	38	29
3rd Down: Made/Att	92/253	78/233
3rd Down Pct.	36.4	33.5
4th Down: Made/Att	6/16	8/14
4th Down Pct.	37.5	57.1

POSSESSION AVG.

RAVENS	29:51
OPPONENT	30:09

TOTAL NET YARDS

RAVENS	4918
OPPONENT	5368

NET YARDS RUSHING

RAVENS	1328
OPPONENT	1687

NET YARDS PASSING

RAVENS	3590
OPPONENT	3681

PUNTS/AVERAGE

RAVENS	91/45.5
OPPONENT	98/45.8

NET PUNTING AVG.

RAVENS	91/38.9
OPPONENT	98/37.5

PENALTIES/YARDS

RAVENS	112/942
OPPONENT	126/1196

FUMBLES/BALL LOST

RAVENS	15/6
OPPONENT	21/8

TOUCHDOWNS

RAVENS	29
OPPONENT	37

SCORE BY PERIODS

	1	2	3	4	OT	PTS
RAVENS	59	79	64	115	3	320
OPPONENTS	63	89	63	134	3	352

SCORING

	TD	RU	PA	RT	K/PAT	FG	S	PTS
Tucker	0	0	0	0	26/26	38/41	0	140
M. Brown	7	0	7	0			0	44
Rice	4	4	0	0			0	26
T. Smith	4	0	4	0			0	26
Clark	3	0	3	0			0	18
J. Jones	3	0	2	1			0	18
Pierce	2	2	0	0			0	12
Dickson	1	0	1	0			0	6
Doss	1	0	0	1			0	6
Flacco	1	1	0	0			0	6
Leach	1	0	1	0			0	6
Pitta	1	0	1	0			0	6
D. Smith	1	0	0	1			0	6
RAVENS	29	7	19	3	26/26	38/41	0	320
Opponents	37	7	25	5	34/34	32/35	0	352

2-PT. CONVERSIONS:

M. Brown, Rice, T. Smith, **RAVENS 3-3, Opponents 0-3**

SACKS:

Suggs 10, Dumervil 9.5, D. Smith 5, A. Jones 4, Canty 2, McPhee 2, Tyson 2, Ngata 1.5, Upshaw 1.5, Graham 1, B. Williams 1, A. Brown 0.5, **RAVENS 40, Opponents 48**

FUM/LOST:

Flacco 8/2, Gradkowski 2/1, Rice 2/2, Doss 1/1, Leach 1/0, T. Smith 1/0

PASSING

	ATT	COMP	YARDS	COMP%	YDS/ATT	TD	TD%	INT	INT%	LG	SACK/LOST	RATING
Flacco	614	362	3912	59.0	6.37	19	3.1	22	3.6	74	48/324	73.1
Taylor	5	1	2	20.0	0.40	0	0.0	1	20.0	2	0/0	0.0
RAVENS	619	363	3914	58.6	6.32	19	3.1	23	3.7	74	48/324	72.0
Opponents	552	314	3938	56.9	7.13	25	4.5	16	2.9	79t	40/257	82.2

RUSHING

	NO	YDS	AVG	LG	TD
Rice	214	660	3.1	47	4
Pierce	152	436	2.9	28	2
Flacco	27	131	4.9	22	1
Taylor	8	64	8.0	25	0
Leach	11	23	2.1	6	0
Scott	4	14	3.5	9	0
Scott	4	14	3.5	9	0
Draughn	4	2	0.5	3	0
J. Jones	2	0	0.0	4	0
M. Brown	1	-2	-2.0	-2	0
TEAM	423	1328	3.1	47	7
OPPONENTS	440	1687	3.8	43	7

RECEIVING

	NO	YDS	AVG	LG	TD
T. Smith	65	1128	17.4	74	4
Rice	58	321	5.5	22	0
M. Brown	49	524	10.7	59	7
J. Jones	37	455	12.3	66t	2
Clark	31	343	11.1	45	3
Dickson	25	273	10.9	43	1
Pitta	20	169	8.5	18	1
Pierce	20	104	5.2	15	0
Doss	19	305	16.1	63	0
Stokley	13	115	8.8	18	0
Leach	11	47	4.3	12	1
D. Thompson	10	96	9.6	33	0
Bajema	2	18	9.0	18	0
Scott	2	10	5.0	8	0
Scott	2	10	5.0	8	0
Taylor	1	6	6.0	6	0
RAVENS	363	3914	10.8	74	19
Opponents	314	3938	12.5	79t	25

INTERCEPTIONS

	NO	YDS	AVG	LG	TD
Graham	4	28	7.0	28	0
Ihedigbo	3	54	18.0	37	0
D. Smith	3	41	13.7	37t	1
Webb	2	19	9.5	19	0
J. Smith	2	0	0.0	0	0
Elam	1	18	18.0	18	0
Tyson	1	0	0.0	0	0
RAVENS	16	160	10.0	37t	1
Opponents	23	219	9.5	74t	4

PUNTING

	NO	YDS	AVG	NET	TB	IN	LG	BLK
Koch	90	4138	46.0	38.9	9	27	69	1
RAVENS	91	4138	45.5	38.9	9	27	69	1
Opponents	98	4484	45.8	37.5	10	34	67	0

PUNT RETURNS

	RET	FC	YDS	AVG	LG	TD
Doss	23	7	359	15.6	82t	1
J. Jones	19	2	237	12.5	37	0
Webb	1	7	13	13.0	13	0
RAVENS	43	16	609	14.2	82T	1
Opponents	46	14	419	9.1	27	0

KICKOFF RETURNS

	NO	YDS	AVG	LG	TD
J. Jones	31	892	28.8	77t	1
D. Thompson	7	201	28.7	47	0
Draughn	2	53	26.5	31	0
Juszczyk	2	17	8.5	9	0
Dickson	1	0	0.0	0	0
Leach	1	0	0.0	0	0
RAVENS	44	1163	26.4	77t	1
Opponents	38	873	23.0	44	0

FIELD GOALS

	1-19	20-29	30-39	40-49	50+
Tucker	0/0	10/10	12/13	10/11	6/7
RAVENS	0/0	10/10	12/13	10/11	6/7
Opponents	0/0	11/11	10/10	9/11	2/3

TUCKER:

(25G,30G)(50N,44N)(28G,45G,43G)(35G,24G)(42G,50G,25G,44G)(23G)(46G,38G,32G)(51G)(36G,46G)(52G,21G)(30G,26G,33G,53G)(43G,34G,38G,45G,48G)(29G,24G,32G,49G,53G,61G)(37N)(38G,22G,34G)

OPPONENTS:

(21G,51G)(27G,29G,47G)(27G,27G,22G)(37G,25G,48G,57N)(45G,44N,31G,50G,31G)(34G,28G,38G,42G)(22G)(42N,32G)(20G,46G,38G)(27G)(39G,40G)(40G)(45G,42G)(39G,38G)

2013 STATISTICS

DEFENSIVE STATISTICS

PLAYER	TT	SOLO	AS	SACKS	YDS LOST	INT	RET. YDS	PD	FF	FR
Smith, Daryl	123	57	66	5	43.5	3*	41	19	2	0
Ihedigbo, James	99	62	37	0	0	3	54	11	2	1
Suggs, Terrell	80	47	33	10	48	0	0	0	0	1
Elam, Matt	76	53	23	0	0	1	18	3	0	2
Webb, Lardarius	74	63	11	0	0	2	19	22	0	0
Graham, Corey	68	51	17	1	0	4	28	12	1	0
Smith, Jimmy	58	49	9	0	0	2	0	16	2	0
Jones, Arthur	53	28	25	4	27	0	0	0	0	0
Ngata, Haloti	52	23	29	1.5	12	0	0	3	0	0
McClain, Jameel	50	27	23	0	0	0	0	0	1	0
Bynes, Josh	41	19	22	0	0	0	0	3	0	0
Dumervil, Elvis	31	18	13	9.5	64	0	0	3	2	0
Canty, Chris	30	20	10	2	22	0	0	4	2	0
Upshaw, Courtney	29	18	11	1.5	13	0	0	2	0	0
McPhee, Pernell	21	13	8	2	13	0	0	1	1	0
Cody, Terrence	15	7	8	0	0	0	0	0	0	0
Brown, Arthur	12	8	4	0.5	4.5	0	0	0	1	0
Spears, Marcus	10	5	5	0	0	0	0	0	0	0
Tyson, DeAngelo	10	9	1	2	5	1	0	1	0	0
Williams, Brandon	6	3	3	1	5	0	0	0	0	1
Huff, Michael	4	3	1	0	0	0	0	0	0	0
Brown, Chykie	2	1	1	0	0	0	0	1	0	0
Miles, Jeromy	1	1	0	0	0	0	0	0	0	0
Totals	945	585	360	40	257	16	160	101	14	5

SPECIAL TEAMS STATISTICS

PLAYER	TT	SOLO	AS	FF	FR	BK
McClellan, Albert	12	12	0	0	0	0
Levine, Anthony	11	10	1	0	0	0
Brown, Chykie	8	7	1	0	0	0
Miles, Jeromy	8	8	0	0	0	0
Trawick, Brynden	8	8	0	0	0	0
Graham, Corey	5	4	1	0	0	0
Juszczyk, Kyle	5	3	2	0	1	0
Bynes, Josh	4	3	1	0	0	0
Simon, John	4	4	0	0	0	0
Brown, Arthur	3	3	0	0	0	0
Dickson, Ed	3	2	1	0	0	0
Bajema, Billy	2	2	0	0	0	0
Cox, Morgan	2	2	0	0	1	0
Huff, Michael	2	2	0	0	0	0
Ihedigbo, James	2	1	1	0	1	0
McClain, Jameel	2	2	0	0	0	0
Doss, Tandon	1	1	0	0	0	0
Elam, Matt	1	1	0	0	0	0
Koch, Sam	1	1	0	0	0	0
Upshaw, Courtney	1	1	0	0	0	0
Totals	85	77	8	0	3	0

Defensive and special teams statistics reflect press box stats.

*Daryl Smith returned an INT 37 yards for a TD vs. Hou. (9/22)

RAVENS COACHES

John Harbaugh, Head Coach; **Jerry Rosburg**, Assistant Head Coach/Special Teams Coordinator; **Jim Caldwell**, Offensive Coordinator; **Dean Pees**, Defensive Coordinator; **Teryl Austin**, Secondary; **Juney Barnett**, Assistant Strength and Conditioning; **Clarence Brooks**, Defensive Line; **Randy Brown**, Kicking Consultant; **Juan Castillo**, Run Game Coordinator; **Jay Harbaugh**, Offensive Quality Control; **Wade Harman**, Tight Ends; **Chris Hewitt**, Assistant Special Teams; **Jim Hostler**, Wide Receivers; **Don Martindale**, Inside Linebackers; **Andy Moeller**, Offensive Line; **Ted Monachino**, Linebackers; **Wilbert Montgomery**, Running Backs; **Bob Rogucki**, Strength and Conditioning; **Steve Spagnuolo**, Senior Defensive Assistant; **Craig Ver Steeg**, Senior Offensive Assistant; **Todd Washington**, Assistant Offensive Line; **Matt Weiss**, Defensive Quality Control

RAVENS HONOR ROLL

AP All-Pro: K Justin Tucker (1st Team)

PFWA All-Pro:

K Justin Tucker (1st Team)

Sporting News All-Pro:

K Justin Tucker, G Marshal Yanda (1st Teams)

Pro Bowl: DT Haloti Ngata, OLB Terrell Suggs, K Justin Tucker, G Marshal Yanda

USA Today All-Joe Team:

CB Lardarius Webb

AFC Players of the Week:

K Justin Tucker (Week 10) - Special Teams

K Justin Tucker (Week 12) - Special Teams

K Justin Tucker (Week 15) - Special Teams

AFC Player of the Month:

K Justin Tucker (Special Teams, November)

Pepsi NEXT Rookie of the Week (Week 14):

WR Marlon Brown

GMC Never Say Never Moment of the Week (Week 14):

QB Joe Flacco

GMC Never Say Never Moment of the Week (Week 15):

K Justin Tucker

Ed Block Courage Award:

LB Jameel McClain

Ravens Roost Unsung Hero:

S James Ihedigbo

Ravens Roost Extra Effort:

WR Marlon Brown

BALTIMORE RAVENS 2013 SEASON REVIEW

	Record
Record.....	8-8
vs. AFC North.....	3-3
vs. AFC.....	6-6
vs. NFC.....	2-2
Home.....	6-2
Away.....	2-6
On Grass.....	1-4
Artificial Turf.....	7-4
Outdoors.....	7-8
Indoors.....	1-0
Leading at Halftime.....	6-2
Tied at Halftime.....	0-0
Trailing at Halftime.....	2-6
Leading After 3 Quarters.....	8-1
Tied After 3 Quarters.....	0-0
Trailing After 3 Quarters.....	0-7
Decided by 7 Points or less.....	5-5
Decided by 3 Points or less.....	5-4
When Scoring First.....	4-3
When Not Scoring First.....	4-5

	Record
Positive or Even Turnover Ratio.....	5-4
Negative Turnover Ratio.....	3-4
Winning Penalty Ratio.....	6-5
Losing Penalty Ratio.....	2-3
Overtime.....	1-1
With a 100-Yard Rusher.....	0-1
Without a 100-yard Rusher.....	8-7
With a 100-Yard Receiver.....	2-1
Without a 100-yard Receiver.....	6-7
With a 300-Yard Passer.....	0-3
Without a 300-Yard Passer.....	8-5
When Allowing a 100-Yard Rusher.....	0-1
When Not Allowing a 100-Yard Rusher.....	8-7
When Allowing a 100-Yard Receiver.....	3-3
When Not Allowing a 100-Yard Receiver.....	5-5
When Allowing a 300-Yard Passer.....	1-2
When Not Allowing a 300-Yard Passer.....	7-6
When Recording 3 or more sacks.....	5-4
When Holding an Opponent Under 250 Net Yards.....	1-0
When Holding an Opponent Under 21 Points.....	6-2
When Holding an Opponent Under 15 Points.....	4-0



THE RAVENS & SHAW SPORTS TURF

BUILDING A
**WINNING
TRADITION
TOGETHER**
— SINCE 2003. —



“ FOR MYSELF AND THE RAVENS, **SHAW SPORTS TURF PROVIDES THE BEST PRODUCT ON THE MARKET.** WE’VE LOOKED AT, TRIED, AND TESTED MANY OF THE OTHER ARTIFICIAL TURF SYSTEMS. THE PERFORMANCE OF THEIR PRODUCT AND THEIR RESPONSIVENESS TO OUR NEEDS KEEPS US COMING BACK TO SHAW SPORTS TURF. ”

shaw[™]
SPORTS TURF 

DON FOLLETT

Senior Director of Fields & Grounds
Baltimore Ravens



Elvis Dumervil



Terrell Suggs



ALL-TIME RANKINGS: OFFENSE

YARDS PER GAME AVERAGE		RUSHING YARDS/ ATTEMPT		PCT. HAD INTERCEPTED		3RD DOWN EFFICIENCY		KICK RETURN AVERAGE		POINTS PER GAME AVERAGE	
2014 - 12th	(364.9)	2014 - 7th	(4.5)	2014 - 10th	(2.2%)	2014 - 14th	(41.0%)	2014 - 1st	(28.3)	2014 - 8th	(25.6)
2013 - 29th	(307.4)	2013 - 32nd	(3.1)	2013 - 28th	(3.7%)	2013 - 20th	(36.4%)	2013 - 2nd	(26.4)	2013 - 25th	(20.0)
2012 - 16th	(352.5)	2012 - 12th	(4.3)	2012 - 6th	(2.0%)	2012 - 20thT	(36.9%)	2012 - 1st	(27.3)	2012 - 10th	(24.9)
2011 - 15th	(338.7)	2011 - 12th	(4.3)	2011 - 9th	(2.2%)	2011 - 7th	(42.4%)	2011 - 9th	(24.9)	2011 - 12th	(23.6)
2010 - 22nd	(322.9)	2010 - 28th	(3.8)	2010 - 6th	(2.0%)	2010 - 16th	(39.0%)	2010 - 6th	(24.7)	2010 - 16th	(22.3)
2009 - 13th	(351.2)	2009 - 4th	(4.7)	2009 - 10th	(2.5%)	2009 - 11thT	(41.6%)	2009 - 2nd	(26.2)	2009 - 9th	(24.4)
2008 - 18th	(324.0)	2008 - 22nd	(4.0)	2008 - 16th	(2.8%)	2008 - 15th	(40.9%)	2008 - 31st	(20.1)	2008 - 11th	(24.1)
2007 - 22nd	(302.0)	2007 - 17th	(4.0)	2007 - 6th	(2.5%)	2007 - 18th	(38.5%)	2007 - 10th	(23.5)	2007 - 24th	(17.2)
2006 - 17th	(317.0)	2006 - 31st	(3.4)	2006 - 10th	(2.7%)	2006 - 9th	(41.2%)	2006 - 10th	(23.2)	2006 - 12thT	(22.1)
2005 - 24th	(293.3)	2005 - 27th	(3.6)	2005 - 28th	(3.7%)	2005 - 16th	(39.1%)	2005 - 22nd	(21.5)	2005 - 25th	(16.6)
2004 - 31st	(273.4)	2004 - 15th	(4.2)	2004 - 6th	(2.7%)	2004 - 22nd	(35.1%)	2004 - 21st	(20.7)	2004 - 20th	(19.8)
2003 - 21st	(308.1)	2003 - 3rd	(4.8)	2003 - 32nd	(4.5%)	2003 - 27th	(31.9%)	2003 - 15th	(21.4)	2003 - 8th	(24.7)
2002 - 26th	(289.9)	2002 - 14th	(4.2)	2002 - 15th	(2.9%)	2002 - 24th	(37.7%)	2002 - 19th	(21.1)	2002 - 23rd	(19.7)
2001 - 14th	(320.3)	2001 - 25th	(3.7)	2001 - 18thT	(3.9%)	2001 - 19th	(35.7%)	2001 - 3rd	(23.6)	2001 - 18th	(19.9)
2000 - 16th	(313.4)	2000 - 8th	(4.3)	2000 - 21st	(3.8%)	2000 - 11th	(40.3%)	2000 - 12th	(22.3)	2000 - 14th	(20.8)
1999 - 24th	(298.6)	1999 - 10th	(4.1)	1999 - 23rd	(3.7%)	1999 - 31st	(28.4%)	1999 - 19th	(20.3)	1999 - 14th	(20.3)
1998 - 26th	(281.1)	1998 - 15th	(4.0)	1998 - 16th	(3.1%)	1998 - 28th	(30.9%)	1998 - 4th	(24.6)	1998 - 26th	(16.8)
1997 - 9th	(330.7)	1997 - 19th	(3.8)	1997 - 13th	(2.7%)	1997 - 20th	(36.1%)	1997 - 27th	(20.2)	1997 - 16th	(20.4)
1996 - 3rd	(357.7)	1996 - 7th	(4.2)	1996 - 19th	(3.5%)	1996 - 3rd	(43.8%)	1996 - 26th	(20.2)	1996 - 6th	(23.2)

YARDS PER PLAY AVERAGE		PASS NET YARDS/ GAME		SACKS PER PASS PLAY		4TH DOWN EFFICIENCY		GROSS PUNTING AVERAGE		FIELD GOAL PERCENTAGE	
2014 - 9th	(5.7)	2014 - 13th	(238.7)	2014 - 2nd	(.033)	2014 - 11thT	(50.0%)	2014 - 1st	(47.4)	2014 - 15th	(85.3%)
2013 - 32nd	(4.5)	2013 - 18th	(224.4)	2013 - 20th	(.072)	2013 - 22nd	(37.5%)	2013 - 13th	(45.5)	2013 - 6thT	(92.7%)
2012 - 16th	(5.4)	2012 - 15th	(233.7)	2012 - 17th	(.063)	2012 - 22nd	(42.9%)	2012 - 8th	(47.1)	2012 - 6th	(90.9%)
2011 - 18th	(5.2)	2011 - 19th	(213.9)	2011 - 13th	(.057)	2011 - 6thT	(57.1%)	2011 - 9th	(46.5)	2011 - 26th	(76.9%)
2010 - 23rd	(5.1)	2010 - 20th	(208.4)	2010 - 25th	(.075)	2010 - 21stT	(40.0%)	2010 - 16th	(43.6)	2010 - 6th	(89.7%)
2009 - 14th	(5.5)	2009 - 18th	(213.7)	2009 - 20th	(.066)	2009 - 19th	(46.2%)	2009 - 19th	(43.1)	2009 - 27th	(70.0%)
2008 - 25th	(4.9)	2008 - 28th	(175.5)	2008 - 22nd	(.071)	2008 - 6th	(63.6%)	2008 - 8th	(45.0)	2008 - 24thT	(80.0%)
2007 - 28th	(4.6)	2007 - 23rd	(189.7)	2007 - 19th	(.065)	2007 - 13th	(52.4%)	2007 - 15th	(43.0)	2007 - 17th	(84.4%)
2006 - 22nd	(5.0)	2006 - 11th	(214.7)	2006 - 2nd	(.031)	2006 - 2nd	(72.7%)	2006 - 18th	(43.0)	2006 - 1st	(93.3%)
2005 - 27th	(4.4)	2005 - 22nd	(193.0)	2005 - 20th	(.069)	2005 - 9th	(57.9%)	2005 - 16th	(42.8)	2005 - 9th	(85.7%)
2004 - 28th	(4.4)	2004 - 31st	(144.5)	2004 - 19th	(.070)	2004 - 30th	(26.7%)	2004 - 22nd	(40.6)	2004 - 3rd	(90.6%)
2003 - 18th	(5.1)	2003 - 32nd	(140.9)	2003 - 31st	(.092)	2003 - 4th	(63.6%)	2003 - 17th	(40.8)	2003 - 9th	(85.0%)
2002 - 25th	(4.9)	2002 - 27th	(177.9)	2002 - 26th	(.079)	2002 - 15th	(53.8%)	2002 - 19th	(40.5)	2002 - 10th	(80.7%)
2001 - 23rd	(4.7)	2001 - 16th	(207.1)	2001 - 14th	(.067)	2001 - 30th	(23.1%)	2001 - 31st	(38.0)	2001 - 5th	(85.7%)
2000 - 21st	(4.7)	2000 - 22nd	(175.9)	2000 - 21st	(.079)	2000 - 31st	(16.7%)	2000 - 20th	(40.2)	2000 - 4th	(89.7%)
1999 - 24th	(4.6)	1999 - 25th	(189.0)	1999 - 27th	(.093)	1999 - 28th	(27.3%)	1999 - 13th	(41.9)	1999 - 7th	(84.8%)
1998 - 19th	(4.9)	1998 - 25th	(179.3)	1998 - 19th	(.079)	1998 - 18thT	(40.0%)	1998 - 16th	(42.9)	1998 - 21stT	(75.0%)
1997 - 12th	(5.1)	1997 - 5th	(231.4)	1997 - 8th	(.059)	1997 - 7thT	(57.1%)	1997 - 14th	(42.7)	1997 - 19thT	(76.5%)
1996 - 1st	(5.6)	1996 - 2nd	(248.6)	1996 - 14th	(.063)	1996 - 25thT	(40.0%)	1996 - 14th	(43.2)	1996 - 22nd	(76.0%)

RUSHING YARDS/ GAME		NET YARDS PER PASS PLAY		1ST DOWNS PER GAME		PUNT RETURN AVERAGE		NET PUNTING AVERAGE	
2014 - 8th	(126.2)	2014 - 12th	(6.7)	2014 - 10th	(21.6)	2014 - 14th	(9.1)	2014 - 1st	(43.3)
2013 - 30th	(83.0)	2013 - 30th	(5.4)	2013 - 24th	(18.4)	2013 - 3rd	(14.2)	2013 - 22nd	(38.9)
2012 - 11th	(118.8)	2012 - 15th	(6.2)	2012 - 15th	(19.6)	2012 - 16th	(9.4)	2012 - 6th	(40.8)
2011 - 10th	(124.8)	2011 - 19th	(6.3)	2011 - 15thT	(19.5)	2011 - 19th	(9.6)	2011 - 18th	(38.6)
2010 - 14th	(114.4)	2010 - 13th	(6.8)	2010 - 18th	(18.9)	2010 - 24th	(7.4)	2010 - 4th	(39.2)
2009 - 5th	(137.5)	2009 - 13th	(6.7)	2009 - 13th	(20.0)	2009 - 20th	(7.4)	2009 - 19th	(37.3)
2008 - 4th	(148.5)	2008 - 17th	(6.5)	2008 - 14th	(18.8)	2008 - 19th	(8.6)	2008 - 5th	(39.9)
2007 - 16th	(112.3)	2007 - 29th	(5.4)	2007 - 20th	(18.2)	2007 - 9th	(9.7)	2007 - 24th	(35.5)
2006 - 25th	(102.3)	2006 - 8th	(6.6)	2006 - 22ndT	(17.6)	2006 - 25thT	(7.8)	2006 - 10th	(37.6)
2005 - 21st	(100.3)	2005 - 27th	(5.5)	2005 - 19th	(17.9)	2005 - 1st	(11.1)	2005 - 24th	(35.2)
2004 - 9th	(128.9)	2004 - 31st	(5.0)	2004 - 30th	(16.3)	2004 - 7th	(10.3)	2004 - 23rd	(34.6)
2003 - 1st	(167.1)	2003 - 27th	(5.4)	2003 - 27th	(16.2)	2003 - 24th	(7.7)	2003 - 11th	(34.9)
2002 - 16th	(112.0)	2002 - 25th	(5.9)	2002 - 27th	(16.3)	2002 - 8th	(11.8)	2002 - 20th	(32.9)
2001 - 11th	(113.1)	2001 - 20th	(5.9)	2001 - 8th	(18.7)	2001 - 5th	(11.7)	2001 - 29th	(32.9)
2000 - 5th	(137.4)	2000 - 24th	(5.6)	2000 - 18th	(18.0)	2000 - 1st	(15.8)	2000 - 21st	(33.9)
1999 - 16th	(109.6)	1999 - 28th	(5.5)	1999 - 27th	(16.2)	1999 - 24th	(7.7)	1999 - 15th	(35.1)
1998 - 20th	(101.8)	1998 - 21st	(6.0)	1998 - 30th	(15.2)	1998 - 5th	(12.6)	1998 - 6th	(37.5)
1997 - 22nd	(99.3)	1997 - 11th	(6.3)	1997 - 17th	(18.3)	1997 - 2nd	(13.4)	1997 - 9th	(36.6)
1996 - 14th	(109.1)	1996 - 4th	(7.0)	1996 - 2ndT	(21.1)	1996 - 18th	(9.4)	1996 - 6th	(37.2)

ALL-TIME RANKINGS: DEFENSE

YARDS PER GAME AVERAGE		RUSHING YARDS/ ATTEMPT		PCT. OF PASSES INTERCEPTED		3RD DOWN EFFICIENCY		KICK RETURN AVERAGE		POINTS PER GAME AVERAGE	
2014 - 8th	(336.9)	2014 - 3rd	(3.6)	2014 - 26th	(1.8%)	2014 - 17th	(40.3%)	2014 - 14th	(23.1)	2014 - 6th	(18.9)
2013 - 12th	(335.5)	2013 - 5th	(3.8)	2013 - 12th	(2.9%)	2013 - 3rd	(33.5%)	2013 - 16th	(23.0)	2013 - 12th	(22.0)
2012 - 17th	(350.9)	2012 - 8th	(4.0)	2012 - 19th	(2.3%)	2012 - 7th	(35.8%)	2012 - 13th	(23.2)	2012 - 12thT	(21.5)
2011 - 3rd	(288.9)	2011 - 2nd	(3.5)	2011 - 19th	(2.8%)	2011 - 2nd	(32.1%)	2011 - 31st	(29.2)	2011 - 3rd	(16.6)
2010 - 10th	(318.9)	2010 - 8th	(3.9)	2010 - 13th	(3.2%)	2010 - 15th	(38.0%)	2010 - 32nd	(26.0)	2010 - 3rd	(16.9)
2009 - 3rd	(300.5)	2009 - 1st	(3.4)	2009 - 6th	(4.2%)	2009 - 11th	(36.7%)	2009 - 4th	(20.3)	2009 - 3rd	(16.3)
2008 - 2nd	(261.1)	2008 - 5th	(3.6)	2008 - 2nd	(4.9%)	2008 - 3rd	(33.5%)	2008 - 15th	(22.6)	2008 - 3rd	(15.3)
2007 - 6th	(301.6)	2007 - 1st	(2.8)	2007 - 10th	(3.5%)	2007 - 7th	(36.6%)	2007 - 24th	(23.7)	2007 - 22ndT	(24.0)
2006 - 1st	(264.1)	2006 - 2nd	(3.3)	2006 - 1st	(5.5%)	2006 - 1st	(28.8%)	2006 - 13th	(21.8)	2006 - 1st	(12.6)
2005 - 5th	(284.7)	2005 - 8th	(3.7)	2005 - 27th	(2.1%)	2005 - 10th	(36.1%)	2005 - 16th	(21.8)	2005 - 10th	(18.7)
2004 - 6th	(300.2)	2004 - 2nd	(3.6)	2004 - 3rd	(4.2%)	2004 - 8th	(34.4%)	2004 - 27th	(23.2)	2004 - 6th	(16.8)
2003 - 3rd	(281.0)	2003 - 3rd	(3.4)	2003 - 4th	(4.5%)	2003 - 2nd	(29.4%)	2003 - 16th	(21.4)	2003 - 6th	(17.6)
2002 - 22nd	(334.6)	2002 - 2nd	(3.7)	2002 - 4th	(4.4%)	2002 - 21st	(40.3%)	2002 - 25th	(22.6)	2002 - 19th	(22.1)
2001 - 2nd	(277.9)	2001 - 3rd	(3.4)	2001 - 21st	(2.9%)	2001 - 3rd	(30.8%)	2001 - 19th	(21.8)	2001 - 4th	(16.6)
2000 - 2nd	(247.9)	2000 - 1st	(2.68)	2000 - 4th	(4.4%)	2000 - 5th	(34.1%)	2000 - 10th	(21.3)	2000 - 1st	(10.3)
1999 - 2nd	(263.9)	1999 - 2nd	(3.14)	1999 - 14th	(3.5%)	1999 - 12th	(34.1%)	1999 - 16th	(21.1)	1999 - 6th	(17.3)
1998 - 22nd	(331.1)	1998 - 6th	(3.60)	1998 - 19th	(3.2%)	1998 - 22nd	(39.2%)	1998 - 10th	(20.5)	1998 - 16th	(20.9)
1997 - 25th	(335.2)	1997 - 5th	(3.60)	1997 - 14th	(3.1%)	1997 - 23rd	(40.3%)	1997 - 20th	(22.8)	1997 - 18th	(21.6)
1996 - 30th	(368.1)	1996 - 15th	(3.78)	1996 - 20th	(2.8%)	1996 - 30th	(48.2%)	1996 - 4th	(20.0)	1996 - 28th	(27.6)
YARDS PER PLAY AVERAGE		PASS NET YARDS/ GAME		SACKS PER PASS PLAY		4TH DOWN EFFICIENCY		GROSS PUNTING AVERAGE		FIELD GOAL PERCENTAGE	
2014 - 8th	(5.2)	2014 - 23rd	(248.7)	2014 - 7th	(.076)	2014 - 8th	(35.7%)	2014 - 26th	(45.9)	2014 - 16th	(83.3%)
2013 - 12th	(5.2)	2013 - 12th	(230.1)	2013 - 11th	(.068)	2013 - 23rdT	(57.1%)	2013 - 22nd	(45.8)	2013 - 25th	(91.4%)
2012 - 10th	(5.2)	2012 - 17th	(228.1)	2012 - 17th	(.062)	2012 - 17thT	(50.0%)	2012 - 26th	(46.2)	2012 - 32nd	(94.9%)
2011 - 2nd	(4.6)	2011 - 4th	(196.3)	2011 - 3rd	(.082)	2011 - 21st	(47.6%)	2011 - 8th	(43.6)	2011 - 29th	(90.3%)
2010 - 6th	(5.1)	2010 - 21st	(224.9)	2010 - 32nd	(.043)	2010 - 17thT	(50.0%)	2010 - 17th	(43.5)	2010 - 19th	(84.4%)
2009 - 3rd	(4.9)	2009 - 8thT	(207.3)	2009 - 20th	(.058)	2009 - 6th	(41.2%)	2009 - 13th	(43.4)	2009 - 30th	(88.9%)
2008 - 3rd	(4.5)	2008 - 2nd	(179.7)	2008 - 14th	(.060)	2008 - 1st	(18.8%)	2008 - 9th	(42.8)	2008 - 30th	(95.5%)
2007 - 10th	(5.0)	2007 - 20th	(222.3)	2007 - 16th	(.061)	2007 - 18thT	(53.8%)	2007 - 17th	(43.1)	2007 - 21st	(86.0%)
2006 - 1st	(4.5)	2006 - 6th	(188.2)	2006 - 1st	(.105)	2006 - 7th	(39.1%)	2006 - 29th	(44.9)	2006 - 8th	(73.9%)
2005 - 3rd	(4.6)	2005 - 8th	(184.9)	2005 - 11th	(.074)	2005 - 5thT	(33.3%)	2005 - 7th	(40.5)	2005 - 31st	(93.5%)
2004 - 5th	(4.8)	2004 - 10th	(195.1)	2004 - 12th	(.072)	2004 - 2nd	(25.0%)	2004 - 3rd	(40.1)	2004 - 17th	(83.9%)
2003 - 1st	(4.4)	2003 - 4th	(175.3)	2003 - 1st	(.081)	2003 - 3rd	(29.4%)	2003 - 9th	(40.1)	2003 - 30th	(90.3%)
2002 - 10th	(5.1)	2002 - 26th	(224.4)	2002 - 23rd	(.054)	2002 - 29th	(71.4%)	2002 - 14th	(42.5)	2002 - 29thT	(87.9%)
2001 - 1st	(4.4)	2001 - 8th	(189.7)	2001 - 9th	(.075)	2001 - 11thT	(40.0%)	2001 - 14th	(41.6)	2001 - 2nd	(57.6%)
2000 - 2nd	(4.3)	2000 - 8th	(187.3)	2000 - 22nd	(.062)	2000 - 4th	(21.1%)	2000 - 31st	(44.5)	2000 - 9th	(83.3%)
1999 - 1st	(4.1)	1999 - 6th	(186.9)	1999 - 9th	(.076)	1999 - 19th	(46.7%)	1999 - 21st	(42.9)	1999 - 11thT	(76.0%)
1998 - 18th	(5.0)	1998 - 24th	(224.5)	1998 - 20th	(.067)	1998 - 8th	(36.4%)	1998 - 10th	(42.5)	1998 - 25thT	(86.7%)
1997 - 18th	(5.0)	1997 - 28th	(229.6)	1997 - 18th	(.070)	1997 - 17thT	(50.0%)	1997 - 25th	(44.0)	1997 - 6th	(70.6%)
1996 - 29th	(5.5)	1996 - 30th	(248.1)	1996 - 26th	(.053)	1996 - 18th	(53.8%)	1996 - 13th	(42.4)	1996 - 27th	(90.3%)
RUSHING YARDS/ GAME		NET YARDS PER PASS PLAY		1ST DOWNS PER GAME		PUNT RETURN AVERAGE		NET PUNTING AVERAGE			
2014 - 4th	(88.3)	2014 - 12th	(6.2)	2014 - 14thT	(19.4)	2014 - 9th	(7.2)	2014 - 20th	(40.0)		
2013 - 11th	(105.4)	2013 - 16th	(6.2)	2013 - 6thT	(17.8)	2013 - 17th	(9.1)	2013 - 4th	(37.5)		
2012 - 20th	(122.8)	2012 - 16th	(6.1)	2012 - 21stT	(20.4)	2012 - 7th	(7.8)	2012 - 27th	(41.2)		
2011 - 2nd	(92.6)	2011 - 3rd	(5.9)	2011 - 4th	(16.8)	2011 - 24th	(11.9)	2011 - 14th	(38.4)		
2010 - 5th	(93.9)	2010 - 7th	(6.0)	2010 - 10thT	(17.7)	2010 - 11th	(8.1)	2010 - 27th	(39.1)		
2009 - 5th	(93.3)	2009 - 14th	(6.3)	2009 - 7thT	(17.5)	2009 - 10th	(7.6)	2009 - 11th	(37.2)		
2008 - 3rd	(81.4)	2008 - 3rd	(5.4)	2008 - 1st	(14.3)	2008 - 6th	(6.4)	2008 - 11th	(36.6)		
2007 - 2nd	(79.3)	2007 - 30th	(7.3)	2007 - 2ndT	(16.1)	2007 - 21st	(9.9)	2007 - 18th	(37.4)		
2006 - 2nd	(75.9)	2006 - 2nd	(5.9)	2006 - 1st	(14.8)	2006 - 20th	(9.2)	2006 - 28th	(38.3)		
2005 - 9th	(99.4)	2005 - 2nd	(5.6)	2005 - 10th	(17.3)	2005 - 22nd	(8.7)	2005 - 1st	(33.0)		
2004 - 8thT	(105.1)	2004 - 9th	(6.2)	2004 - 6th	(17.1)	2004 - 14th	(7.8)	2004 - 3rd	(33.1)		
2003 - 6th	(96.0)	2003 - 1st	(5.3)	2003 - 3rd	(15.5)	2003 - 10th	(8.4)	2003 - 13th	(34.0)		
2002 - 13th	(110.1)	2002 - 20th	(6.3)	2002 - 23rd	(19.8)	2002 - 24th	(11.8)	2002 - 10th	(32.8)		
2001 - 4th	(88.2)	2001 - 2nd	(5.5)	2001 - 3rdT	(16.4)	2001 - 3rd	(5.5)	2001 - 4th	(33.6)		
2000 - 1st	(60.6)	2000 - 7th	(5.7)	2000 - 2nd	(13.5)	2000 - 13th	(9.3)	2000 - 5th	(33.1)		
1999 - 2nd	(76.9)	1999 - 1st	(4.9)	1999 - 5thT	(16.2)	1999 - 25th	(10.9)	1999 - 29th	(36.9)		
1998 - 16th	(106.6)	1998 - 23rd	(6.7)	1998 - 17th	(18.6)	1998 - 4th	(7.1)	1998 - 2nd	(33.6)		
1997 - 10th	(105.6)	1997 - 23rd	(6.6)	1997 - 23rd	(19.1)	1997 - 11th	(8.7)	1997 - 11th	(35.5)		
1996 - 23rd	(120.0)	1996 - 29th	(7.4)	1996 - 29th	(21.9)	1996 - 16th	(10.1)	1996 - 16th	(35.6)		

YEAR-BY-YEAR TOTALS/RANKINGS

OFFENSE

YEAR	TOTAL PLAYS	1ST DOWNS	NET RUSH YARDS	LEAGUE RANK	NET PASS YARDS	LEAGUE RANK	TOTAL NET YARDS	LEAGUE RANK	TOTAL POINTS
1996	1,024	338	1,745.....	14	3,978.....	2	5,723.....	3	371
1997	1,043	292	1,589.....	22	3,702.....	5	5,291.....	9	326
1998	926	243	1,629.....	20	2,869.....	25	4,498.....	26	269
1999	1,033	259	1,754.....	16	3,024.....	25	4,778.....	24	324
2000	1,058	288	2,199.....	5	2,815.....	22	5,014.....	16	333
2001	1,080	299	1,810.....	11	3,314.....	16	5,124.....	14	303
2002	947	261	1,792.....	16	2,847.....	27	4,639.....	26	316
2003	1,009	259	2,674.....	1	2,255.....	32	4,929.....	21	391
2004	991	260	2,063.....	9	2,312.....	31	4,375.....	31	317
2005	1,056	286	1,605.....	21	3,088.....	22	4,693.....	24	265
2006	1,017	282	1,637.....	25	3,435.....	11	5,072.....	17	353
2007	1,042	291	1,797.....	16	3,035.....	23	4,832.....	22	275
2008	1,058	300	2,376.....	4	2,808.....	28	5,184.....	18	385
2009	1,014	320	2,200.....	5	3,419.....	18	5,619.....	13	391
2010	1,018	303	1,831.....	14	3,335.....	20	5,166.....	22	357
2011	1,036	312	1,996.....	10	3,423.....	19	5,419.....	15	378
2012	1,042	314	1,901.....	11	3,739.....	15	5,640.....	16	398
2013	1,090	295	1,328.....	30	3,590.....	18	4,918.....	29	320
2014	1,022	345	2,019.....	8	3,819.....	13	5,838.....	12	409^

DEFENSE

YEAR	TOTAL PLAYS	1ST DOWNS	NET RUSH YARDS	LEAGUE RANK	NET PASS YARDS	LEAGUE RANK	TOTAL NET YARDS	LEAGUE RANK	TOTAL POINTS
1996	1,075	351	1,920.....	23	3,969.....	30	5,889.....	30	441
1997	1,068	306	1,690.....	10	3,673.....	28	5,363.....	25	345
1998	1,050	298	1,705.....	16	3,592.....	24	5,297.....	22	335
1999	1,040	260	1,231.....	2	2,991.....	6	4,222.....	2	277
2000	924	216	970.....	1	2,997.....	8	3,967.....	2	165*
2001	1,010	262	1,411.....	4	3,035.....	8	4,446.....	2	265
2002	1,077	316	1,762.....	13	3,591.....	26	5,353.....	22	354
2003	1,026	248	1,536.....	6	2,805.....	4	4,341.....	3	281
2004	1,009	273	1,681.....	8T	3,122.....	10	4,803.....	6	268
2005	998	277	1,591.....	9	2,964.....	8	4,555.....	5	299
2006	936	236	1,214.....	2	3,011.....	6	4,225.....	1	201
2007	968	258	1,268.....	2	3,557.....	20	4,825.....	6	384
2008	928	228	1,302.....	3	2,875.....	2	4,177.....	2	244
2009	991	280	1,492.....	5	3,316.....	8T	4,808.....	3	261
2010	1,007	284	1,503.....	5	3,599.....	21	5,102.....	10	270
2011	1,002	269	1,482.....	2	3,140.....	4	4,622.....	3	266
2012	1,086	326	1,965.....	20	3,650.....	17	5,615.....	17	344
2013	1,032	284	1,687.....	11	3,681.....	12	5,368.....	12	352
2014	1,034	311	1,412.....	4	3,979.....	23	5,391.....	8	302

* 16-game NFL record ^ Franchise record

DEFENSIVE DOMINANCE

Entering the 2015 season, the Ravens' defense ranks in the Top 3 in several major defensive categories dating back to their 2000 Super Bowl-winning campaign. Below is where Baltimore's stout unit stands since 2000.

POINTS PER GAME ALLOWED (2000-14)

1. Baltimore.....17.7
2. Pittsburgh.....17.9
3. New England.....18.9

TAKE-AWAYS (2000-14)

1. Chicago.....467
2. New England....465
3. Baltimore.....462

NET YARDS ALLOWED (2000-14)

1. Pittsburgh.....288.1
2. Baltimore.....298.3
3. NY Jets.....316.3

RUSHING YARDS ALLOWED (2000-14)

1. Pittsburgh.....90.7
2. Baltimore.....92.8
3. Minnesota.....104.3

SERVICE/SCORING RECORDS

SERVICE RECORDS

MOST SEASONS

17	Ray Lewis (1996-2012)
13	Matt Stover (1996-2008)
12	Terrell Suggs (2003-present) Jonathan Ogden (1996-2007)
11	Ed Reed (2002-12)
	Mike Flynn (1997-2007)

MOST CONSECUTIVE STARTS

112	Joe Flacco (2008-present)
80	Michael Oher (2009-13)
	Jarret Johnson (2007-11)
73	Michael McCrary (1997-2001)
	Jamie Sharper (1997-2001)
64	Matt Birk (2009-12)
	Rod Woodson (1998-2001)

MOST GAMES PLAYED

228	Ray Lewis (1996-2012)
207	Matt Stover (1996-2008)
181	Terrell Suggs (2003-present)
177	Jonathan Ogden (1996-2007)
160	Ed Reed (2002-12)
143	Jarret Johnson (2003-11)

MOST CONSECUTIVE GAMES PLAYED

144	Sam Koch (2006-present)
129	Jarret Johnson (2003-11)
112	Joe Flacco (2008-present)
111	Peter Boulware (1997-2003)
110	Matt Stover (2002-08)
105	Terrell Suggs (2003-09)
97	Matt Stover (1996-2002)

SCORING RECORDS

MOST POINTS SCORED

CAREER	
1,464	Matt Stover (402 PATs, 354 FGs), 1996-2008
401	Justin Tucker (110 PATs, 97 FGs), 2012-14
294	Billy Cundiff (96 PATs, 66 FGs), 2009-11
SEASON	
140	Justin Tucker (26 PATs, 38 FGs), 2013
135	Matt Stover (30 PATs, 35 FGs), 2000
134	Matt Stover (35 PATs, 33 FGs), 2003
GAME	
24	Marcus Robinson (11/23/03 vs. Sea.), 4 TDs
18	Justin Tucker (12/16/13 at Det.), 6 FGs
	Ray Rice (10/30/11 vs. Ari.), 3 TDs
	Torrey Smith (9/25/11 at STL), 3 TDs
	Anquan Boldin (9/26/10 vs. Cle.), 3 TDs
	Willis McGahee (1/3/10 at Oak.), 3 TDs
	Jamal Lewis (twice, 11/19/06 vs. Atl.; 12/7/03 vs. Cin.), 3 TDs
	Matt Stover (9/21/97 at Ten.), 5 FGs, 3 PATs
	Qadry Ismail (12/12/99 at Pit.), 3 TDs
	Jermaine Lewis (12/7/97 vs. Sea.), 3 TDs
	Michael Jackson (12/22/96 vs. Hou.), 3 TDs

MOST POINTS BY A ROOKIE

SEASON	
132	Justin Tucker (2012), 30 FGs, 42 PATs
44	Marlon Brown (2013), 7 TDs, 1 (2-pt.)
42	Torrey Smith (2011), 7 TDs
38	Jamal Lewis (2000), 6 TDs, 1 (2-pt.)
GAME	
18	Torrey Smith (9/25/11 at STL), 3 TDs
15	Justin Tucker (12/23/12 vs. NYG), 4 FGs, 3 PATs
14	Marlon Brown (11/3/13 at Cle.), 2 TDs, 1 2-pt.
14	Justin Tucker (9/10/12 vs. Cin.), 3 FGs, 5 PATs
13	Justin Tucker (11/11/12 vs. Oak.), 2 FGs, 7 PATs

MOST CONSECUTIVE GAMES SCORING

92	Matt Stover (9/30/02-12/16/07)
----	--------------------------------

MOST TOUCHDOWNS

CAREER	
47	Jamal Lewis (2000-06), 45 rush, 2 rec.
43	Ray Rice (2008-13), 37 rush, 6 rec.
41	Todd Heap (2001-10), 41 rec.
35	Willis McGahee (2007-10), 31 rush, 4 rec.
SEASON	
15	Ray Rice (2011), 12 rush, 3 rec.
14	Willis McGahee (2009), 12 rush, 2 rec.
	Jamal Lewis (2003), 14 rush
	Michael Jackson (1996), 14 rec.
11	Torrey Smith (2014), 11 rec.
	Le'Ron McClain (2008), 10 rush, 1 rec.
GAME	
4	Marcus Robinson (11/23/03 vs. Sea.), 4 rec.
3	Ray Rice (10/30/11 vs. Ari.), 3 rush
	Torrey Smith (9/25/11 at STL), 3 rec.
	Anquan Boldin (9/26/10 vs. Cle.), 3 rec.
	Willis McGahee (1/3/10 at Oak.), 3 rush
	Jamal Lewis (twice, 11/19/06 vs. Atl.; 12/7/03 vs. Cin.), 3 rush
	Qadry Ismail (12/12/99 at Pit.), 3 rec.
	Jermaine Lewis (12/7/97 vs. Sea.), 2 PR, 1 rec.
	Michael Jackson (12/22/96 vs. Hou.), 3 rec.

MOST TOUCHDOWNS, ROOKIE SEASON

7	Marlon Brown (2013), 7 rec.
	Torrey Smith (2011), 7 rec.
6	Jamal Lewis (2000), 6 rush

MOST CONSECUTIVE GAMES SCORING A TD

7	Willis McGahee, 2007 (games 6-12)
5	Ray Rice, 2009 (games 5-9)
	Michael Jackson, 1996 (games 7-11)
4	Willis McGahee, 2009 (games 1-4)
	Jamal Lewis, 2003 (games 1-4)

MOST (KICKING) PAT ATTEMPTED

CAREER	
403	Matt Stover (1996-2008)
110	Justin Tucker (2012-14)
96	Billy Cundiff (2009-11)
SEASON	
42	Justin Tucker (2014, 2012)
41	Matt Stover (2008)
39	Billy Cundiff (2010)

GAME	
7	Justin Tucker (11/11/12 vs. Oak.)
6	Justin Tucker (10/12/14 at TB)
	Billy Cundiff (12/13/09 vs. Det.)
	Matt Stover (12/19/05 vs. GB)

MOST (KICKING) PAT MADE

CAREER	
402	Matt Stover (1996-2008)
110	Justin Tucker (2012-14)
96	Billy Cundiff (2009-11)
SEASON	
42	Justin Tucker (2014, 2012)
41	Matt Stover (2008)
39	Billy Cundiff (2010)

GAME	
7	Justin Tucker (11/11/12 vs. Oak.)
6	Justin Tucker (10/12/14 at TB)
	Billy Cundiff (12/13/09 vs. Det.)
	Matt Stover (12/19/05 vs. GB)

MOST CONSECUTIVE (KICKING) PAT MADE

389	Matt Stover (10/27/96-12/28/09)
-----	---------------------------------

HIGHEST (KICKING) PAT PERCENTAGE

CAREER (MIN. 40 ATT.)	
1.000	Justin Tucker (2012-14, 110 of 110)
1.000	Billy Cundiff (2009-11, 96 of 96)
.998	Matt Stover (1996-2008, 402 of 403)

MOST 2-POINT CONVERSIONS

CAREER	
5	Todd Heap (2001-10)
3	Michael Jackson (1996-98)
SEASON	
*4	Todd Heap (2003)
2	Floyd Turner (1998), Michael Jackson (1996)
GAME	
**2	Todd Heap (10/19/03 at Cin.)
	Michael Jackson (10/6/96 vs. NE)

MOST FIELD GOALS ATTEMPTED

CAREER	
418	Matt Stover (1996-2008)
108	Justin Tucker (2012-14)
83	Billy Cundiff (2009-11)
SEASON	
41	Justin Tucker (2013)
39	Matt Stover (2000)
38	Matt Stover (2003)

GAME	
6	Justin Tucker (12/16/13 at Det.)
	Billy Cundiff (11/22/09 vs. Ind.)
	Matt Stover (9/21/97 at Ten.)

MOST FIELD GOALS MADE

CAREER	
354	Matt Stover (1996-2008)
97	Justin Tucker (2012-14)
66	Billy Cundiff (2009-11)
SEASON	
38	Justin Tucker (2013)
35	Matt Stover (2000)
33	Matt Stover (2003)
30	Justin Tucker (2012), Matt Stover (2005, 2001)
GAME	
6	Justin Tucker (12/16/13 at Det.)
5	7 times, last by Justin Tucker (11/28/13 vs. Pit.)

MOST CONSECUTIVE FIELD GOALS MADE

36	Matt Stover (10/31/05-11/19/06)
33	Justin Tucker (9/22/13-12/16/13)
22	Matt Stover (11/7/99-9/17/00)

MOST FIELD GOALS, 1 QUARTER

3	Justin Tucker (9/11/14 vs. Pit. - 4th qrt)
	Justin Tucker (12/16/13 at Det. - 2nd qrt)
	Matt Stover, 8 times, last on 11/18/07 vs. Cle. - 4th qrt

MOST CONSECUTIVE GAMES SCORING FGS

*38	Matt Stover (10/31/99 - 12/16/01)
-----	-----------------------------------

LONGEST FIELD GOAL MADE

61	Justin Tucker (12/16/13 at Det.)
56	Justin Tucker (9/16/12 at Phi.)
	Wade Richey (9/14/03 vs. Cle.)

LONGEST FIELD GOAL ATTEMPTED

64B	Justin Tucker (10/12/14 at TB)
61G	Justin Tucker (12/16/13 at Det.)
57WL	Justin Tucker (9/28/14 vs. Car.)

HIGHEST FIELD GOAL PERCENTAGE

CAREER (MIN. 50 ATT.)	
89.8	Justin Tucker (2012-14), 97 of 108
84.7	Matt Stover (1996-2008), 354 of 418
79.5	Billy Cundiff (2009-11), 66 of 83
SEASON (MIN. 16 ATT.)	
93.3	Matt Stover (2006), 28-30
92.7	Justin Tucker (2013), 38-41
90.9	Justin Tucker (2012), 30-33

MOST SAFETIES

CAREER	
2	Jameel McClain (2008-13)
1	Terrell Suggs (2003-14)
	Ray Lewis (1996-2011)
	Ed Reed (2002-11)
	Rob Burnett (1996-2001)
	Michael McCrary (1997-2002)
	Adalius Thomas (2000-06)
SEASON	
2	Jameel McClain (2008)
1	Terrell Suggs (2014)
	Ed Reed (2006)
	Ray Lewis (1999)
	Adalius Thomas (2006)
	Michael McCrary (2000)
	Rob Burnett (1998)
GAME	
1	8 times, last by Terrell Suggs (10/19/14 vs. Atl.)

* NFL Record

** Ties NFL Record

ALL-TIME SCORING

RK	NAME (SEASONS)	-----TOUCHDOWNS-----				-----PATS-----		---FIELD GOALS---		2PT	S	PTS
		TOTAL	RUN	REC	RET	MADE	ATT	MADE	ATT			
1	Matt Stover (1996-2008)	0	0	0	0	402	403	354	418	0	0	1,464
2	Justin Tucker (2012-14)	0	0	0	0	110	110	97	108	0	0	401
3	Billy Cundiff (2009-11)	0	0	0	0	96	96	66	83	0	0	294
4	Jamal Lewis (2000-06)	47	45	2	0	0	0	0	0	1	0	284
5	Ray Rice (2008-13)	43	37	6	0	0	0	0	0	1	0	260
6	Todd Heap (2001-10)	41	0	41	0	0	0	0	0	5	0	256
7	Willis McGahee (2007-10)	35	31	4	0	0	0	0	0	0	0	210
8	Torrey Smith (2011-14)	30	0	30	0	0	0	0	0	1	0	182
9	Derrick Mason (2005-10)	29	0	29	0	0	0	0	0	1	0	176
10	Jermaine Lewis (1996-2001)	22	0	16	6	0	0	0	0	0	0	132
11	Michael Jackson (1996-98)	18	0	18	0	0	0	0	0	3	0	114
12	Derrick Alexander (1996-97)	18	0	18	0	0	0	0	0	1	0	110
	Qadry Ismail (1999-2001)	18	0	18	0	0	0	0	0	1	0	110
14	Travis Taylor (2000-04)	15	0	15	0	0	0	0	0	0	0	90
15	Anquan Boldin (2010-12)	14	0	14	0	0	0	0	0	1	0	86
16	Mark Clayton (2005-09)	14	2	12	0	0	0	0	0	0	0	84
	Le'Ron McClain (2007-10)	14	12	2	0	0	0	0	0	0	0	84
18	Ed Reed (2002-12)	13	0	0	13	0	0	0	0	0	1	80
19	Priest Holmes (1997-2000)	11	10	1	0	0	0	0	0	0	0	66
	Dennis Pitta (2010-14)	11	0	11	0	0	0	0	0	0	0	66
21	Joe Flacco (2008-14)	10	10	0	0	0	0	0	0	0	0	60
22	Steve Hauschka (2008-09)	0	0	0	0	27	28	10	15	0	0	57
	Bam Morris (1996-97)	9	8	1	0	0	0	0	0	0	0	54
24	Justin Forsett (2014)	8	8	0	0	0	0	0	0	1	0	50
25	Patrick Johnson (1998-2001, 2005)	8	0	7	1	0	0	0	0	0	0	48
	Jacoby Jones (2012-14)	8	0	3	5	0	0	0	0	0	0	48
	Daniel Wilcox (2004-08)	8	0	8	0	0	0	0	0	0	0	48
28	Floyd Turner (1996, 1998)	7	0	7	0	0	0	0	0	2	0	46
29	Marlon Brown (2013-14)	7	0	7	0	0	0	0	0	1	0	44
	Chester Taylor (2002-05)	7	4	3	0	0	0	0	0	1	0	44
31	Ed Dickson (2010-13)	7	0	7	0	0	0	0	0	0	0	42
	Eric Green (1996-98)	7	0	7	0	0	0	0	0	0	0	42
	Chris McAlister (1999-2008)	7	0	0	7	0	0	0	0	0	0	42
	Errict Rhett (1998-99)	7	5	2	0	0	0	0	0	0	0	42
	Shannon Sharpe (2000-01)	7	0	7	0	0	0	0	0	0	0	42
	Brandon Stokley (1999-2002, 2013)	7	0	7	0	0	0	0	0	0	0	42
37	Marcus Robinson (2003-03)	6	0	6	0	0	0	0	0	0	0	36
	Steve Smith Sr. (2014)	6	0	6	0	0	0	0	0	0	0	36
39	Earnest Byner (1996-97)	5	4	1	0	0	0	0	0	1	0	32
	Clarence Moore (2004-06)	5	0	5	0	0	0	0	0	1	0	32
	Adalius Thomas (2000-06)	5	0	0	5	0	0	0	0	0	1	32
42	Jason Brookins (2001)	5	5	0	0	0	0	0	0	0	0	30
	Terry Jones (2002-05)	5	0	5	0	0	0	0	0	0	0	30
	Bernard Pierce (2012-14)	5	5	0	0	0	0	0	0	0	0	30
	Rod Woodson (1998-2001)	5	0	0	5	0	0	0	0	0	0	30
46	Kamar Aiken (2014)	4	0	3	1	0	0	0	0	0	0	24
	Justin Armour (1999)	4	0	4	0	0	0	0	0	0	0	24
	Obafemi Ayanbadejo (1999-2001)	4	2	2	0	0	0	0	0	0	0	24
	Owen Daniels (2014)	4	0	4	0	0	0	0	0	0	0	24
	Randy Hymes (2002-05)	4	0	4	0	0	0	0	0	0	0	24
	Alan Ricard (2001-05)	4	2	0	2	0	0	0	0	0	0	24
	Musa Smith (2003-07)	4	4	0	0	0	0	0	0	0	0	24
	Lorenzo Taliaferro (2014)	4	4	0	0	0	0	0	0	0	0	24
	Demetrius Williams (2006-09)	4	0	4	0	0	0	0	0	0	0	24
55	Ray Lewis (1996-2012)	3	0	0	3	0	0	0	0	0	1	20
56	Terry Allen (2001)	3	3	0	0	0	0	0	0	0	0	18
	Stoney Case (1999)	3	3	0	0	0	0	0	0	0	0	18
	Dallas Clark (2013)	3	0	3	0	0	0	0	0	0	0	18
	Devard Darling (2004-07)	3	0	3	0	0	0	0	0	0	0	18
	Yamon Figurs (2007-08)	3	0	1	2	0	0	0	0	0	0	18
	T.J. Houshmandzadeh (2010)	3	0	3	0	0	0	0	0	0	0	18
	Dawan Landry (2006-10)	3	0	0	3	0	0	0	0	0	0	18
	B.J. Sams (2004-07)	3	1	0	2	0	0	0	0	0	0	18
	Lardarius Webb (2009-14)	3	0	0	3	0	0	0	0	0	0	18
	Chad Williams (2002-05)	3	0	0	3	0	0	0	0	0	0	18
66	Terrell Suggs (2003-14)	2	0	0	2	0	0	0	0	0	1	14
	Vinny Testaverde (1996-97)	2	2	0	0	0	0	0	0	1	0	14
68	Kyle Boller (2003-07)	2	2	0	0	0	0	0	0	0	0	12
	Tandon Doss (2011-13)	2	0	1	1	0	0	0	0	0	0	12
	Sam Gash (2000-02)	2	0	2	0	0	0	0	0	0	0	12
	Jay Graham (1997-99)	2	2	0	0	0	0	0	0	0	0	12
	Corey Harris (1998-2001)	2	0	0	2	0	0	0	0	0	0	12
	Jarret Johnson (2003-11)	2	0	0	2	0	0	0	0	0	0	12
	Ron Johnson (2002-03)	2	0	1	1	0	0	0	0	0	0	12
	Brian Kinchen (1996-98)	2	0	2	0	0	0	0	0	0	0	12
	Vonta Leach (2011-13)	1	1	1	0	0	0	0	0	0	0	12
	Ovie Mughelli (2003-06)	2	0	2	0	0	0	0	0	0	0	12
	Jonathan Ogden (1996-07)	2	0	2	0	0	0	0	0	0	0	12
	Roosevelt Potts (1998)	2	0	2	0	0	0	0	0	0	0	12
	Troy Smith (2007-09)	2	2	0	0	0	0	0	0	0	0	12
	Kelley Washington (2009)	2	0	2	0	0	0	0	0	0	0	12
	Ricky Williams (2011)	2	2	0	0	0	0	0	0	0	0	12
83	Jameel McClain (2008-13)	1	0	0	1	0	0	0	0	0	2	10
84	Chuck Evans (1999-2000)	1	0	1	0	0	0	0	0	1	0	8
	Shayne Graham (2011)	0	0	0	0	2	2	2	2	0	0	8

ALL-TIME SCORING (CONT'D)

RK	NAME (SEASONS)	TOUCHDOWNS				PATS		FIELD GOALS		2PT	S	PTS
		TOTAL	RUN	REC	RET	MADE	ATT	MADE	ATT			
	Sam Koch (2006-14)	1	1	0	0	0	0	0	0	1	0	8
87	Anthony Allen (2011-12)	1	1	0	0	0	0	0	0	0	0	6
	Mike Anderson (2006-07)	1	1	0	0	0	0	0	0	0	0	6
	Herman Arvie (1996)	1	0	1	0	0	0	0	0	0	0	6
	Jeff Blake (2002)	1	1	0	0	0	0	0	0	0	0	6
	Lamont Brightful (2002-03)	1	0	0	1	0	0	0	0	0	0	6
	Mike Caldwell (1996)	1	0	0	1	0	0	0	0	0	0	6
	Michael Campanaro (2014)	1	0	1	0	0	0	0	0	0	0	6
	Kenyon Cotton (1997-98)	1	1	0	0	0	0	0	0	0	0	6
	Randall Cunningham (2001)	1	1	0	0	0	0	0	0	0	0	6
	Greg DeLong (1999)	1	0	1	0	0	0	0	0	0	0	6
	Darnell Dinkins (2004-05)	1	0	1	0	0	0	0	0	0	0	6
	Dwan Edwards (2004-09)	1	0	0	1	0	0	0	0	0	0	6
	Crockett Gillmore (2014)	1	0	1	0	0	0	0	0	0	0	6
	Elvis Grbac (2001)	1	1	0	0	0	0	0	0	0	0	6
	Will Hill (2014)	1	0	0	1	0	0	0	0	0	0	6
	Kevin Johnson (2004)	1	0	1	0	0	0	0	0	0	0	6
	James Jones (1996-98)	1	0	1	0	0	0	0	0	0	0	6
	John Jones (2000-03)	1	0	1	0	0	0	0	0	0	0	6
	Kyle Juszczyk (2013-14)	1	0	1	0	0	0	0	0	0	0	6
	Antonio Langham (1996-97)	1	0	0	1	0	0	0	0	0	0	6
	Jim Leonhard (2008)	1	0	0	1	0	0	0	0	0	0	6
	Steve McNair (2006-07)	1	1	0	0	0	0	0	0	0	0	6
	Haloti Ngata (2006-14)	1	0	0	1	0	0	0	0	0	0	6
	Ronnie Prude (2006-07)	1	0	0	1	0	0	0	0	0	0	6
	David Reed (2010-12)	1	0	0	1	0	0	0	0	0	0	6
	James Roe (1996-98)	1	0	1	0	0	0	0	0	0	0	6
	Cory Ross (2006-07)	1	1	0	0	0	0	0	0	0	0	6
	Deion Sanders (2004-05)	1	0	0	1	0	0	0	0	0	0	6
	Jamie Sharper (1997-2001)	1	0	0	1	0	0	0	0	0	0	6
	Daryl Smith (2013-14)	1	0	0	1	0	0	0	0	0	0	6
	Duane Starks (1998-2001)	1	0	0	1	0	0	0	0	0	0	6
	Quinn Sypniewski (2006-07)	1	0	1	0	0	0	0	0	0	0	6
	Tyrod Taylor (2011-14)	1	1	0	0	0	0	0	0	0	0	6
	Calvin Williams (1996)	1	0	1	0	0	0	0	0	0	0	6
	Cary Williams (2009-12)	1	0	0	1	0	0	0	0	0	0	6
	Josh Wilson (2010)	1	0	0	1	0	0	0	0	0	0	6
123	Wade Richey (2003-04)	0	0	0	0	0	0	1	2	0	0	3
124	Rob Burnett (1996-2001)	0	0	0	0	0	0	0	0	0	1	2
	Ben Coates (2000)	0	0	0	0	0	0	0	0	1	0	2
	Carwell Gardner (1996)	0	0	0	0	0	0	0	0	1	0	2
	Justin Green (2005-07)	0	0	0	0	0	0	0	0	1	0	2
	Michael McCrary (1997-2002)	0	0	0	0	0	0	0	0	0	1	2

ALL-TIME DEFENSIVE TDs (54 REGULAR SEASON, 5 PLAYOFFS)

1996

- LB Mike Caldwell 45 INT return; 11/24 vs. Jax.

1997

- CB Antonio Langham 40 INT return; 11/30 at Jax.

1998

- S Rod Woodson 60 INT return; 9/13 at NYJ
- S Rod Woodson 18 INT return; 11/8 vs. Oak.

1999

- S Rod Woodson 66 INT return; 11/7 at Cle.
- CB Duane Starks 43 INT return; 11/21 at Cin.
- S Rod Woodson 47 INT return; 12/5 vs. Ten.
- S Corey Harris 24 INT return; 12/19 vs. NO

2000

- CB Chris McAlister 98 INT return; 12/24 vs. NYJ

2000 POSTSEASON

- LB Ray Lewis 50 INT return; 1/7/01 at Ten.
- CB Duane Starks 49 INT return; 1/28/01 vs. NYG

2001

- S Rod Woodson 47 INT return; 12/2 vs. Ind.
- LB Jamie Sharper 8 FR; 1/7/02 vs. Min.

2002

- LB Adalius Thomas 25 INT return; 11/10 vs. Cin.
- S Chad Williams 98 INT return; 12/1 at Cin.

2003

- S Ed Reed 54 INT return; 9/14 vs. Cle.
- CB Chris McAlister 83 INT return; 10/12 vs. Ari.
- LB Ray Lewis 29 INT return; 11/30 vs. SF
- S Chad Williams 52 INT return; 12/21 at Cle.

2003 POSTSEASON

- S Will Demps 56 INT return; 1/3/04 vs. Ten.

2004 (RAVENS LED NFL IN DEFENSIVE TDs)

- CB Chris McAlister 51 INT return; 9/19 vs. Pit.
- S Ed Reed 22 FR; 10/10 at Was.
- S Deion Sanders 48 INT return; 10/24 vs. Buf.
- S Ed Reed 106 INT return; 11/7 vs. Cle.
- S Chad Williams 44 INT return; 11/21 vs. Dal.
- CB Chris McAlister 64 FR; 12/5 vs. Cin.
- OLB Jarret Johnson 6 INT return; 1/2/05 vs. Mia.

2005

- LB Adalius Thomas 20 INT return; 12/4 vs. Hou.
- LB Adalius Thomas 35 FR; 12/19 vs. GB
- LB Adalius Thomas 9 FR; 1/1/06 at Cle.

2006 (RAVENS LED NFL IN DEFENSIVE TDs)

- CB Chris McAlister 60 INT return; 9/10 at TB
- CB Ronnie Prude 12 INT return; 10/29 at NO
- S Dawan Landry 12 INT return; 10/29 at NO
- S Ed Reed 25 INT (CB Samari Rolle lateral); 11/5 vs. Cin
- LB Adalius Thomas 57 FR; 11/26 vs. Pit.
- CB Chris McAlister 31 INT return; 12/31 vs. Buf.

2007

- LB Ray Lewis 35 INT return; 11/18 vs. Cle.

2008

- S Ed Reed 32 INT return; 9/21 vs. Cle.
- **OLB Terrell Suggs 44 INT return; 10/19 at Mia.**
- **OLB Terrell Suggs 42 INT return; 11/2 at Cle.**
- S Ed Reed 107 INT return; 11/23 vs. Phi.*
- S Jim Leonhard 35 INT return; 11/30 at Cin.
- S Ed Reed 22 FR; 12/7 vs. Was.

2008 POSTSEASON

- S Ed Reed 64 INT return; 1/4/09 at Mia.

2009

- DE Dwan Edwards FR in end zone; 10/4 at NE
- S Ed Reed 52 INT return; 10/11 vs. Cin.
- S Dawan Landry 48 INT return; 11/16 at Cle.

2010

- LB Ray Lewis 24 INT return; 11/21 at Car.
- S Dawan Landry 23 INT (S Ed Reed lateral); 11/21 at Car.
- CB Josh Wilson 12 INT return in OT; 12/13 at Hou.

2010 POSTSEASON

- DE Cory Redding 13 FR; 1/15/11 at Pit.

2011

- DT Haloti Ngata 28 FR; 9/25 at STL
- LB Jameel McClain 6 FR; 10/2 vs. NYJ
- LB Jarret Johnson 26 FR; 10/2 vs. NYJ
- **CB Lardarius Webb 73 INT return; 10/2 vs. NYJ**

2012

- S Ed Reed 34 INT return; 9/10 vs. Cin.
- CB Cary Williams 63 INT return; 9/27 vs. Cle.

2013

- **LB Daryl Smith 37 INT return; 9/22 vs. Hou.**

2014

- **S Will Hill 44 INT return; 11/24 at NO**

*NFL Record

PASSING RECORDS

CAREER PASSING YARDS

RK	NAME (SEASONS)	ATT.	CMP.	PCT.	YDS.	AVG./ATT.	TD	PCT. TD	INT.	PCT. INT.	LG	SACKS/ YDS.LOST	RATE
1	Flacco, Joe (2008-14)	3,657	2,213	60.5	25,531	6.98	148	4.0	90	2.5	80t	241/1,709	84.8
2	Boller, Kyle (2003-08)	1,311	746	56.9	7,846	5.98	45	3.4	44	3.4	77t	102/660	71.9
3	Testaverde, Vinny (1996-97)	1,019	596	58.5	7,148	7.01	51	5.0	34	3.3	86t	54/399	82.8
4	McNair, Steve (2006-07)	673	428	63.6	4,163	6.19	18	2.7	16	2.4	87t	25/169	79.9
5	Banks, Tony (1999-2000)	594	319	53.7	3,714	6.25	25	4.2	16	2.7	76t	53/342	75.7
6	Grbac, Elvis (2001)	467	265	56.7	3,033	6.49	15	3.2	18	3.9	77t	28/215	71.1
7	Wright, Anthony (2002-05)	444	258	58.1	2,781	6.26	15	3.4	17	3.8	64	38/272	71.9
8	Zeier, Eric (1996-98)	318	184	57.9	2,367	7.44	12	3.8	5	1.6	92	39/262	87.3
9	Blake, Jeff (2002)	295	165	55.9	2,084	7.06	13	4.4	11	3.7	77t	30/203	77.3
10	Harbaugh, Jim (1998)	293	164	56.0	1,839	6.28	12	4.1	11	3.8	66t	23/145	72.9
11	Dilfer, Trent (2000)	226	134	59.3	1,502	6.65	12	5.3	11	4.9	59t	23/135	76.6
12	Redman, Chris (2000-03)	198	106	53.5	1,111	5.61	7	3.5	5	2.5	36	17/113	71.3
13	Case, Stoney (1999)	170	77	45.3	988	5.81	3	1.8	8	4.7	54t	17/116	50.3
14	Cunningham, Randall (2001)	89	54	60.7	573	6.44	3	3.4	2	2.2	30	12/66	81.3
15	Smith, Troy (2007-09)	89	48	53.9	558	6.27	3	3.4	1	1.1	79t	5/30	79.7
16	Mitchell, Scott (1999)	56	24	42.9	236	4.21	1	1.8	4	7.1	28t	6/30	31.5
17	Taylor, Tyrod (2011-14)	35	19	54.3	199	5.69	0	0.0	2	5.7	25	5/33	47.2
18	Clayton, Mark (2005-09)	5	2	40.0	32	6.40	1	20.0	0	0.0	32t	0/0	101.7
19	Koch, Sam (2006-14)	1	1	100.0	13	13.00	0	0.0	0	0.0	13	0/0	118.8
20	Lewis, Jermaine (1996-2001)	1	1	100.0	3	3.00	0	0.0	0	0.0	3	0/0	79.2
21	Rice, Ray (2008-13)	2	1	50.0	1	0.50	1	50.0	0	0.0	1t	0/0	95.8
	Richardson, Wally (1997-98)	2	1	50.0	1	0.50	0	0.0	0	0.0	1	0/0	56.3
23	Heap, Todd (2001-10)	1	0	0.0	0	0.00	0	0.0	0	0.0	0	0/0	39.6
	Holmes, Priest (1997-2000)	1	0	0.0	0	0.00	0	0.0	1	100.0	0	0/0	0.0
	Hymes, Randy (2002-05)	3	0	0.0	0	0.00	0	0.0	0	0.0	0	0/0	39.6
	Zastudil, Dave (2002-05)	1	0	0.0	0	0.00	0	0.0	0	0.0	0	0/0	39.6
27	Boldin, Anquan (2010-12)	1	1	100.0	(-6)	-6.00	0	0.0	0	0.0	0	0/0	79.2
28	Richardson, Kyle (1997-2001)	1	1	100.0	(-11)	-11.00	0	0.0	0	0.0	-11	0/0	79.2

LONGEST PASS PLAYS


92	Eric Zeier to Derrick Alexander vs. Sea., 12/7/97
87t	Steve McNair to Mark Clayton at KC, 12/10/06
86t	Vinny Testaverde to Michael Jackson vs. Hou., 12/22/96
83t	Eric Zeier to Derrick Alexander at Cin., 12/21/97
80t	Joe Flacco to Steve Smith Sr. vs. Cin., 9/7/14
79t	Troy Smith to Derrick Mason at Sea., 12/23/07
77t	Kyle Boller to Demetrius Williams vs. Cle., 12/17/06
77t	Jeff Blake to Jamal Lewis vs. NO, 12/8/02
77t	Elvis Grbac to Qadry Ismail vs. Ten., 11/27/01
76t	Tony Banks to Qadry Ismail at Pit., 12/12/99
76t	Tony Banks to Patrick Johnson vs. Ten., 12/5/99
74	Joe Flacco to Torrey Smith at Buf., 9/29/13
74t	Joe Flacco to Torrey Smith at STL, 9/25/11
73t	Kyle Boller to Travis Taylor at Cin., 10/19/03
73	Tony Banks to Billy Davis at Cin., 11/21/99
73t	Eric Zeier to Jermaine Lewis vs. Cin., 9/27/98
72t	Joe Flacco to Derrick Mason vs. Cle., 9/27/09
70t	Joe Flacco to Mark Clayton at Cin., 11/30/08
70t	Joe Flacco to Demetrius Williams vs. Oak., 10/26/08
67	Joe Flacco to Donte' Stallworth vs. Pit., 12/5/10
66t	Joe Flacco to Jacoby Jones vs. NYJ 11/24/13
66t	Jim Harbaugh to Floyd Turner at Ten., 12/6/98
65t	Joe Flacco to Todd Heap vs. TB, 11/28/10
65t	Steve McNair to Mark Clayton at Ten., 11/12/06
65t	V. Testaverde to Michael Jackson at SF, 11/17/96
64	Anthony Wright to Travis Taylor vs. Cin., 12/7/03
64	Jeff Blake to Travis Taylor at Atl., 11/3/02
64	Tony Banks to Patrick Johnson vs. Cin., 12/26/99
64t	Eric Zeier to Jermaine Lewis vs. Pit., 9/6/98
64t	V. Testaverde to Derrick Alexander vs. NO, 9/29/96
63	Joe Flacco to Tandon Doss vs. GB, 10/13/13
63	Joe Flacco to Ray Rice at Min., 10/18/09
63	Elvis Grbac to Travis Taylor at Den., 9/30/01
62t	Joe Flacco to Derrick Mason vs. Det., 12/13/09
62t	Kyle Boller to Mark Clayton vs. Car., 10/15/06
61t	Joe Flacco to Steve Smith Sr. vs. Car., 9/28/14
61t	Joe Flacco to Dennis Pitta vs. Den., 12/16/12

61	Joe Flacco to Anquan Boldin vs. Pit., 12/5/10
60	Joe Flacco to Torrey Smith vs. NYJ 11/24/13
59	Joe Flacco to Marlon Brown vs. GB, 10/13/13
59t	Trent Dilfer to Shannon Sharpe vs. Dal., 11/19/00
59t	Tony Banks to Qadry Ismail at Pit., 12/12/99
58	Joe Flacco to Ed Dickson vs. Den., 10/10/10
58t	Jim Harbaugh to Jermaine Lewis at SD, 11/15/98
57t	Kyle Boller to Randy Hymes vs. KC, 10/4/04
57t	Elvis Grbac to Qadry Ismail at Ten., 11/12/01
56t	Joe Flacco to Steve Smith Sr. at TB, 10/12/14
56	Joe Flacco to Anquan Boldin vs. Hou., 10/16/11
56t	Joe Flacco to T.J. Houshmandzadeh at Car., 11/21/10
56t	Eric Zeier to Jermaine Lewis at Jax., 9/20/98
56	Jim Harbaugh to Eric Green at Jax., 9/20/98
54	Joe Flacco to Torrey Smith vs. Pit., 11/28/13
54	Joe Flacco to Torrey Smith at SD, 11/25/12
54	Joe Flacco to Mark Clayton vs. Pit., 11/29/09
54	Joe Flacco to Derrick Mason at Ind., 10/12/08
54t	Tony Banks to Qadry Ismail at Pit., 12/12/99
54	Tony Banks to Qadry Ismail vs. Ten., 12/5/99
54t	Stoney Case to Justin Armour at Atl., 10/3/99
54t	Vinny Testaverde to Michael Jackson vs. Jax., 8/31/97
53	Joe Flacco to Torrey Smith vs. Cle., 12/28/14
53t	Joe Flacco to Mark Clayton vs. Phi., 11/23/08
53	Kyle Boller to Devard Darling vs. NE, 12/3/07
53t	Tony Banks to Qadry Ismail at Pit., 9/3/00
53	Jim Harbaugh to Jermaine Lewis vs. Ind., 11/29/98
53	Jim Harbaugh to Michael Jackson at GB, 10/25/98
53	Vinny Testaverde to Derrick Alexander vs. Pit., 12/1/96
52	Joe Flacco to Torrey Smith vs. Cin., 9/10/12
52	Joe Flacco to Ray Rice vs. NYJ, 10/2/11
52	Kyle Boller to Mark Clayton vs. NE, 12/3/07
52	Kyle Boller to Clarence Moore at Phi., 10/31/04
52t	Vinny Testaverde to Bam Morris at Jax., 11/10/96
52t	Stoney Case to Patrick Johnson at Atl., 10/3/99
51	Joe Flacco to Torrey Smith vs. Hou., 10/16/11

ALL 300-YARD GAMES

429	Vinny Testaverde vs. STL, 10/27/96 (31 of 51)
389	Joe Flacco at STL, 9/25/11 (27 of 48)
385	Joe Flacco at Min., 10/18/09 (28 of 43)
382	Joe Flacco vs. NE, 9/23/12 (28 of 39)
373	Steve McNair at Ten., 11/12/06 (29 of 47)
366	Vinny Testaverde vs. Jax., 11/24/96 (31 of 50)
362	Joe Flacco at Den., 9/5/13 (34 of 62)
356	Joe Flacco vs. Cle., 9/27/12 (28 of 46)
355	Joe Flacco at SD, 11/25/12 (30 of 51)
353	Vinny Testaverde vs. NE, 10/6/96 (29 of 45)
349	Eric Zeier at Cin., 12/21/97 (28 of 41)
347	Joe Flacco at Buf., 9/29/13 (25 of 50)
345	Joe Flacco vs. Cin., 9/7/14 (35 of 62)
342	Joe Flacco vs. GB, 10/13/13 (20 of 34)
342	Joe Flacco vs. Cle., 9/27/09 (25 of 35)
341	Joe Flacco vs. Oak., 11/11/12 (21 of 33)
338	Vinny Testaverde at Den., 10/20/96 (27 of 45)
336	Joe Flacco vs. Ari., 10/30/11 (31 of 51)
336	Jeff Blake at Pit., 12/29/02 (19 of 26)
332	Tony Banks vs. Ten., 12/5/99 (18 of 31)
331	Vinny Testaverde vs. Mia., 10/19/97 (32 of 47)
327	Joe Flacco vs. Car., 9/28/14 (22 of 31)
326	Elvis Grbac at Cin., 9/23/01 (33 of 63)
322	Vinny Testaverde vs. Jax., 8/31/97 (24 of 41)
319	Anthony Wright vs. Sea., 11/23/03 (20 of 37)
318	Vinny Testaverde at Ten., 9/21/97 (23 of 37)
316	Jeff Blake vs. NO, 12/8/02 (18 of 39)
312	Joe Flacco vs. Cle., 12/28/14 (22 of 36)
309	Joe Flacco vs. NYG, 12/23/12 (25 of 36)
307	Joe Flacco vs. KC, 9/13/09 (26 of 43)
307	Steve McNair at Cle., 9/30/07 (34 of 53)
307	Vinny Testaverde vs. Hou., 12/22/96 (23 of 32)
306	Joe Flacco at TB, 10/12/14 (21 of 29)
305	Joe Flacco vs. Hou., 10/16/11 (20 of 33)
303	Joe Flacco at Pit., 11/2/14 (30 of 45)
302	Kyle Boller at Cin., 10/19/03 (15 of 27)
302	Eric Zeier vs. Sea., 12/7/97 (17 of 28)
301	Joe Flacco at Car., 11/21/10 (24 of 33)
300	Joe Flacco at Pit., 11/6/11 (28 of 47)

Current Ravens in Bold



PASSING RECORDS

PASSING RECORDS

HIGHEST QUARTERBACK PASSER RATING

CAREER (MIN. 450 ATT.)

84.8 Joe Flacco (2008-14)
82.8 Vinny Testaverde (1996-97)
79.9 Steve McNair (2006-07)

SEASON (MIN. 300 ATT.)

93.6 Joe Flacco (2010)
91.0 Joe Flacco (2014)
88.9 Joe Flacco (2009)

GAME (MIN. 15 ATT.)

149.7 Joe Flacco (10/12/14 at TB)
137.4 Joe Flacco (9/28/14 vs. Car.)
136.8 Kyle Boller (12/19/05 vs. GB)

MOST PASS ATTEMPTS

CAREER

3,657 Joe Flacco (2008-14)
1,311 Kyle Boller (2003-08)
1,019 Vinny Testaverde (1996-97)

SEASON

614 Joe Flacco (2013)
554 Joe Flacco (2014)
549 Vinny Testaverde (1996)

GAME

63 Elvis Grbac (9/23/01 at Cin.)
62 Joe Flacco (9/7/14 vs. Cin.)
Joe Flacco (9/5/13 at Den.)

MOST PASS COMPLETIONS

CAREER

2,213 Joe Flacco (2008-14)
746 Kyle Boller (2003-08)
596 Vinny Testaverde (1996-97)

SEASON

362 Joe Flacco (2013)
344 Joe Flacco (2014)
325 Vinny Testaverde (1996)

GAME

35 Joe Flacco (9/7/14 vs. Cin.)
34 Joe Flacco (9/5/13 at Den.)
Steve McNair (9/30/07 at Cle.)
33 Elvis Grbac (9/23/01 at Cin.)

MOST PASSING YARDAGE

CAREER

25,531 Joe Flacco (2008-14)
7,846 Kyle Boller (2003-08)
7,148 Vinny Testaverde (1996-97)

SEASON

4,177 Vinny Testaverde (1996)
3,986 Joe Flacco (2014)
3,912 Joe Flacco (2013)

GAME

429 Vinny Testaverde (10/27/96 vs. STL - OT)
389 Joe Flacco (9/25/11 at STL)
385 Joe Flacco (10/18/09 at Min.)
382 Joe Flacco (9/23/12 vs. NE)

MOST 400-YARD PASSING GAMES

CAREER

1 Vinny Testaverde (1996-97)

SEASON

1 Vinny Testaverde (1996)

MOST 300-YARD PASSING GAMES

CAREER

21 Joe Flacco (2008-14)
8 Vinny Testaverde (1996-97)
2 Steve McNair (2006-07)
Jeff Blake (2002)
Eric Zeier (1996-97)

SEASON

5 Joe Flacco (2014)
Joe Flacco (2012)
Vinny Testaverde (1996)
4 Joe Flacco (2011)
3 Joe Flacco (2013)
Joe Flacco (2009)
2 Jeff Blake (2002)
Eric Zeier (1997)

LONGEST COMPLETION

92 Eric Zeier to Derrick Alexander
(12/7/97 vs. Sea.)

87t Steve McNair to Mark Clayton
(12/10/06 at KC)

86t Vinny Testaverde to Michael Jackson
(12/22/96 vs. Hou.)

HIGHEST COMPLETION PERCENTAGE

CAREER (MIN. 400 ATT.)

63.6 Steve McNair (2006-07)
60.5 Joe Flacco (2008-14)
58.5 Vinny Testaverde (1996-97)

SEASON (MIN. 225 ATT.)

63.1 Joe Flacco (2009)
63.0 Steve McNair (2006)
62.6 Joe Flacco (2010)

GAME (MIN. 20 ATT.)

80.0 Joe Flacco (11/1/09 vs. Den.), 20 of 25
Elvis Grbac (10/21/01 at Cle.), 16 of 20
Elvis Grbac (9/9/01 vs. Chi.), 24 of 30
79.4 Jim Harbaugh (11/1/98 vs. Jax.), 27 of 34

HIGHEST AVERAGE GAIN PER ATTEMPT

CAREER (MIN. 400 ATT.)

7.01 Vinny Testaverde (1996-97)
6.98 Joe Flacco (2008-14)
6.49 Elvis Grbac (2001)

SEASON (MIN. 225 ATT.)

7.61 Vinny Testaverde (1996)
7.41 Joe Flacco (2010)
7.24 Joe Flacco (2009)

GAME (MIN. 15 ATT.)

12.92 Jeff Blake (12/29/02 at Pit.), 26-336
12.91 Joe Flacco (12/28/08 vs. Jax.), 23-297
12.70 Eric Zeier (9/27/98 vs. Cin.), 20-254

MOST TOUCHDOWNS PASSING

CAREER

148 Joe Flacco (2008-14)
51 Vinny Testaverde (1996-97)
45 Kyle Boller (2003-08)

SEASON

33 Vinny Testaverde (1996)
27 Joe Flacco (2014)
25 Joe Flacco (2010)

GAME

5 Joe Flacco (10/12/14 at TB)
Tony Banks (9/10/00 vs. Jax.)
4 Joe Flacco (12/20/09 vs. Chi.)
Kyle Boller (12/12/04 vs. NYG)
Anthony Wright (11/23/03 vs. Sea.)
Tony Banks (12/5/99 vs. Ten.)
Vinny Testaverde (10/20/96 at Den.)

MOST GAMES, 4 OR MORE TD PASSES

CAREER

2 Joe Flacco (2008-14)
Tony Banks (1999-2000)

1 Kyle Boller (2003-08)
Anthony Wright (2002-05)
Vinny Testaverde (1996-97)

SEASON

1 Joe Flacco (2014, 2009)
Kyle Boller (2004)
Anthony Wright (2003)
Tony Banks (2000, 1999)
Vinny Testaverde (1996)

MOST GAMES, 3 OR MORE TD PASSES

CAREER

13 Joe Flacco (2008-14)
10 Vinny Testaverde (1996-97)
5 Kyle Boller (2003-08)

SEASON

7 Vinny Testaverde (1996)
3 Joe Flacco (2012, 2010)
Kyle Boller (2005)
Tony Banks (1999)

MOST CONSECUTIVE GAMES, 3 OR MORE TD PASSES

4 Vinny Testaverde (5th-8th, 1996)
3 Tony Banks (12th-14th, 1999)

MOST CONSECUTIVE GAMES, TD PASSES

13 Vinny Testaverde (13th, 1996-9th, 1997)
10 Joe Flacco (6th-15th, 2010)
8 Joe Flacco (9th-16th, 2014)
Joe Flacco (6th-13th, 2013)
Joe Flacco (13th, 2011 - 4th, 2012)
Joe Flacco (6th-13th, 2008)

MOST CONSECUTIVE PASSES ATTEMPTED NOT INTERCEPTED

175 Eric Zeier (11/9/97-9/20/98)
162 Steve McNair (11/12/06-12/24/06)
137 Joe Flacco (10/3/10-11/11/10)
126 Joe Flacco (11/2/14-12/7/14)
Joe Flacco (11/11/12-12/2/12)
124 Joe Flacco (10/12/08-11/16/08)

MOST CONSECUTIVE PASSES COMPLETED

14 Joe Flacco (11/1/09 vs. Den.)
12 Joe Flacco (10/5/08 vs. Ten.)
11 Joe Flacco (9/7/14 vs. Cin. - 9/11/14 vs. Pit.)
Joe Flacco (10/12/08 at Ind.)

MOST PASSES HAD INTERCEPTED

CAREER

90 Joe Flacco (2008-14)
44 Kyle Boller (2003-08)
34 Vinny Testaverde (1996-97)

SEASON

22 Joe Flacco (2013)
19 Vinny Testaverde (1996)
18 Elvis Grbac (2001)

GAME

5 Joe Flacco (9/29/13 at Buf.)
4 Joe Flacco (9/19/10 at Cin.)
Elvis Grbac (11/18/01 vs. Cle.)
Vinny Testaverde (11/3/96 vs. Cin.)

MOST PASS ATTEMPTS, NO INTERCEPTIONS

GAME

51 Joe Flacco (11/25/12 at SD)
50 Vinny Testaverde (11/24/96 vs. Jax.)
48 Joe Flacco (9/25/11 at STL)
47 Joe Flacco (11/6/11 at Pit.)
Vinny Testaverde (10/19/97 vs. Mia.)
43 Joe Flacco (10/18/09 at Min.)
Steve McNair (11/30/06 at Cin.)

LOWEST PCT. PASSES HAD INTERCEPTED

CAREER (MIN. 450 ATT.)

2.4 Steve McNair (2006-07)
2.5 Joe Flacco (2008-14)
2.7 Tony Banks (1999-2000)

SEASON (MIN. 225 ATT.)

1.9 Joe Flacco (2012)
2.0 Joe Flacco (2010)
2.2 Joe Flacco (2014, 2011)
2.3 Joe Flacco (2014)
2.4 Joe Flacco (2009)
Kyle Boller (2004)

MOST TIMES SACKED

CAREER

241 Joe Flacco (2008-14)
102 Kyle Boller (2003-08)
54 Vinny Testaverde (1996-97)

SEASON

48 Joe Flacco (2013)
40 Joe Flacco (2010)
36 Joe Flacco (2009)
35 Joe Flacco (2012)
Kyle Boller (2004)

GAME

7 Jeff Blake (11/17/02 at Mia.)
Tony Banks (11/21/99 at Cin.)
Eric Zeier (12/21/97 at Cin.)

RECEIVING RECORDS

TOP 10 CAREER RECEIVING YARDS

RANK	NAME (SEASONS)	REC	YDS	AVG	LG	TD
1	Mason, Derrick (2005-10)	471	5,777	12.3	79t	29
2	Heap, Todd (2001-10)	467	5,492	11.8	65t	41
3	Smith, Torrey (2011-14)	213	3,591	16.9	74t	30
4	Clayton, Mark (2005-09)	234	3,116	13.3	87t	12
5	Rice, Ray (2008-13)	369	3,034	8.2	63	6
6	Ismail, Qadry (1999-2001)	191	2,819	14.8	77t	18
7	Taylor, Travis (2000-04)	204	2,758	13.5	73t	15
8	Boldin, Anquan (2010-12)	186	2,645	14.2	61	14
9	Jackson, Michael (1996-98)	183	2,596	14.2	86t	18
10	Alexander, Derrick (1996-97)	127	2,108	16.6	92	18

RECEIVING RECORDS

MOST RECEPTIONS

CAREER

471	Derrick Mason (2005-10)
467	Todd Heap (2001-10)
369	Ray Rice (2008-13) - RB

SEASON

103	Derrick Mason (2007)
86	Derrick Mason (2005)
80	Derrick Mason (2008)
79	Steve Smith Sr. (2014)

GAME

13	Priest Holmes (10/11/98 vs. Ten.) - RB
11	Derrick Mason (10/7/07 at SF)
10	Dennis Pitta (9/7/14 vs. Cin.) Ed Dickson (11/13/11 at Sea.) Ray Rice (10/18/09 at Min.) - RB Derrick Mason (9/30/07 at Cle.) Floyd Turner (12/13/98 vs. Min.)

MOST SEASONS, 50 OR MORE RECEPTIONS

6	Derrick Mason (2005-10)
5	Ray Rice (2009-13) Todd Heap (2009, 2006, 2005, 2003, 2002)
3	Anquan Boldin (2010-12)

MOST CONSECUTIVE GAMES W/ A RECEPTION

74	Todd Heap (2002-07)
71	Ray Rice (2008-12)
46	Derrick Mason (2006-09)

MOST RECEIVING YARDAGE

CAREER

5,777	Derrick Mason (2005-10), 471 rec.
5,492	Todd Heap (2001-10), 467 rec.
3,591	Torrey Smith (2011-14), 213 rec.

SEASON

1,201	Michael Jackson (1996), 76 rec.
1,128	Torrey Smith (2013), 65 rec.
1,105	Qadry Ismail (1999), 68 rec.
1,099	Derrick Alexander (1996), 62 rec.
1,087	Derrick Mason (2007), 103 rec.

GAME

258	Qadry Ismail (12/12/99 at Pit.), 6 rec.
198	Derrick Alexander (12/1/96 vs. Pit.), 7 rec.
166	Torrey Smith (9/29/13 at Buf.), 5 rec.

MOST RECEIVING YARDAGE IN A HALF

210	Qadry Ismail (12/12/99 at Pit.), 4 rec.
166	Derrick Alexander (12/1/96 vs. Pit.), 5 rec.
144	Torrey Smith (9/25/11 at STL), 4 rec.

MOST SEASONS, 1,000 OR MORE YARDS, RECEIVING

4	Derrick Mason (2009, 2008, 2007, 2005)
2	Qadry Ismail (2001, 1999) Derrick Alexander (1997, 1996)

MOST 100-YARD RECEIVING GAMES

CAREER

9	Mark Clayton (2005-09)
7	Derrick Mason (2005-10) Derrick Alexander (1996-97)
6	Torrey Smith (2011-14) Anquan Boldin (2010-12)
5	Qadry Ismail (1999-2001) Michael Jackson (1996-98)

SEASON

4	Steve Smith Sr. (2014) Mark Clayton (2006) Michael Jackson (1996)
3	Anquan Boldin (2010) Qadry Ismail (1999) Derrick Alexander (1997, 1996)

MOST CONSECUTIVE GAMES, AT LEAST 100 YARDS, RECEIVING

3	Qadry Ismail (1999)
2	Steve Smith Sr. (2014) Torrey Smith (2013) Floyd Turner (1998, 1996) Michael Jackson (1997, 1996)

LONGEST PASS RECEPTION

92	Derrick Alexander (12/7/97 vs. Sea.)
87t	Mark Clayton (12/10/06 at KC)
86t	Michael Jackson (12/22/96 vs. Hou.)

AVERAGE GAIN PER RECEPTION

CAREER (MIN. 60 RECEPTIONS)

16.9	Torrey Smith (2011-14), 213-3,591
16.6	Derrick Alexander (1996-97), 127-2,108
16.0	Demetrius Williams (2006-09), 63-1,008

SEASON (MIN. 25 RECEPTIONS)

19.1	Jermaine Lewis (1998), 41-784
18.1	Patrick Johnson (1999), 29-526
17.7	Derrick Alexander (1996), 62-1,099

GAME (MIN. 3 RECEPTIONS)

43.0	Qadry Ismail (12/12/99 at Pit.), 6-258
34.5	Travis Taylor (10/19/03 at Cin.), 4-138
33.2	Torrey Smith (9/29/13 at Buf.), 5-166

MOST TD RECEPTIONS

CAREER

41	Todd Heap (2001-10)
30	Torrey Smith (2011-14)
29	Derrick Mason (2005-10)

SEASON

14	Michael Jackson (1996)
11	Torrey Smith (2014)
9	Derrick Alexander (1997, 1996)
8	Torrey Smith (2012)
7	Marlon Brown (2013) Dennis Pitta (2012) Torrey Smith (2011) Derrick Mason (2010, 2009) Anquan Boldin (2010) Todd Heap (2005) Qadry Ismail (2001)

GAME

4	Marcus Robinson (11/23/03 vs. Sea.)
3	Torrey Smith (9/25/11 at STL) Anquan Boldin (9/26/10 vs. Cle.) Qadry Ismail (12/12/99 at Pit.) Michael Jackson (12/22/96 vs. Hou.)
2	35 times, last by Torrey Smith (12/21/14 at Hou.)

MOST CONSECUTIVE GAMES, TD RECEPTIONS

5	Michael Jackson (1996, 7th-11th games)
4	Derrick Alexander (1997, 6th-9th games)
3	Todd Heap (2006, 2nd-4th games)

ALL 100-YARD GAMES

258	Qadry Ismail at Pit., 12/12/99 (6 rec.)
198	Derrick Alexander vs. Pit., 12/1/96 (7 rec.)
166	Torrey Smith at Buf., 9/29/13 (5 rec.)
165	Torrey Smith vs. Cin., 11/20/11 (6 rec.)
164	Mark Clayton at Cin., 11/30/08 (5 rec.)
152	Torrey Smith at STL, 9/25/11 (5 rec.)
150	Derrick Alexander vs. Sea., 12/7/97 (6 rec.)
150	Michael Jackson vs. Jax., 11/24/96 (9 rec.)
147	Floyd Turner vs. Min., 12/13/98 (10 rec.)
146	Todd Heap at Pit., 12/29/02 (7 rec.)
145	Anquan Boldin vs. Ari., 10/30/11 (7 rec.)
144	Torrey Smith at SD, 11/25/12 (7 rec.)
143	Michael Jackson vs. Jax., 8/31/97 (8 rec.)
142	Anquan Boldin vs. Cle., 9/26/10 (8 rec.)
142	Derrick Mason vs. Ind., 11/22/09 (9 rec.)
139	Steve Smith Sr. vs. Car., 9/28/14 (7 rec.)
138	Travis Taylor at Cin., 10/19/03 (4 rec.)
137	Derrick Mason at Pit., 9/29/08 (8 rec.)
136	Derrick Mason at Cle., 11/2/08 (9 rec.)
132	Anquan Boldin vs. Hou., 10/16/11 (8 rec.)
132	Derrick Mason at Cle., 9/24/06 (7 rec.)
131	Anquan Boldin vs. Cle., 9/27/12 (9 rec.)
131	Marcus Robinson vs. Sea., 11/23/03 (7 rec.)
129	Mark Clayton vs. Pit., 11/29/09 (7 rec.)
129	Todd Heap at Cin., 10/19/03 (7 rec.)
129	Qadry Ismail at Ten., 11/12/01 (8 rec.)
128	Mark Clayton vs. Jax., 12/28/08 (4 rec.)
128	Michael Jackson vs. NE, 10/6/96 (8 rec.)
127	Torrey Smith vs. NE, 9/23/12 (6 rec.)
127	Travis Taylor at Atl., 11/3/02 (4 rec.)
126	Derrick Alexander at Den., 10/20/96 (6 rec.)
125	Dennis Pitta vs. Den., 12/16/12 (7 rec.)
125	Mark Clayton at Ten., 11/12/06 (7 rec.)
124	Jermaine Lewis at Ten., 9/21/97 (8 rec.)
123	Derrick Alexander vs. NE, 10/6/96 (6 rec.)
122	Jermaine Lewis vs. Cin., 9/27/98 (4 rec.)
121	Torrey Smith at Mia., 10/6/13 (6 rec.)
118	Anquan Boldin vs. Pit., 12/5/10 (5 rec.)
118	Derrick Mason vs. Cle., 9/27/09 (5 rec.)
118	Steve Smith Sr. vs. Cin., 9/7/14 (7 rec.)
117	Ray Rice at Min., 10/18/09 (10 rec.)
117	Jermaine Lewis at Jax., 9/20/98 (4 rec.)
117	Michael Jackson vs. Hou., 12/22/96 (5 rec.)
115	Qadry Ismail vs. NO, 12/19/99 (7 rec.)
114	Patrick Johnson at NE, 1/2/00 (9 rec.)
113	Qadry Ismail vs. Ten., 12/5/99 (5 rec.)
113	Michael Jackson vs. STL, 10/27/96 (7 rec.)
112	Mark Clayton at KC, 12/10/06 (5 rec.)
111	Derrick Alexander at Cin., 12/21/97 (5 rec.)
110	Steve Smith Sr. at TB, 10/12/14 (5 rec.)
110	Anquan Boldin at NYJ, 9/13/10 (7 rec.)
110	Todd Heap vs. GB, 12/19/05 (9 rec.)
108	Mark Clayton at Pit., 12/24/06 (7 rec.)
108	Jamal Lewis vs. NO, 12/8/02 (4 rec.)
108	Floyd Turner at Ten., 12/6/98 (4 rec.)
108	Floyd Turner vs. STL, 10/27/96 (6 rec.)
107	Mark Clayton vs. Cin., 11/11/07 (8 rec.)
107	Devard Darling vs. Cle., 11/18/07 (4 rec.)
105	Mark Clayton at Den., 12/11/05 (7 rec.)
105	Jermaine Lewis vs. Mia., 10/19/97 (6 rec.)
104	Shannon Sharpe vs. Ten., 10/22/00 (8 rec.)
104	Derrick Alexander vs. Cin., 9/7/97 (8 rec.)
104	Floyd Turner vs. Cin., 11/3/96 (6 rec.)
103	Jacoby Jones vs. NYJ, 11/24/13 (4 rec.)
103	Derrick Mason vs. Min., 12/25/05 (9 rec.)
102	Marcus Robinson vs. Pit., 12/28/03 (6 rec.)
102	Qadry Ismail at Pit., 9/3/00 (7 rec.)
101	Steve Smith Sr. at Cle. 9/21/14 (5 rec.)
101	Mark Clayton vs. Car., 10/15/06 (5 rec.)
101	Shannon Sharpe vs. Dal., 11/19/00 (5 rec.)
100	Derrick Mason at NE, 10/17/10 (8 rec.)
100	Demetrius Williams vs. Cle., 12/17/06 (2 rec.)

Current Ravens in Bold

RUSHING RECORDS

TOP 10 CAREER RUSHING YARDS

RANK	NAME (SEASONS)	ATT	YDS	AVG	LG	TD
1	Lewis, Jamal (2000-06)	1,822	7,801	4.3	82t	45
2	Rice, Ray (2008-13)	1,430	6,180	4.3	70t	37
3	McGahee, Willis (2007-10)	673	2,802	4.2	77t	31
4	Holmes, Priest (1997-2000)	459	2,102	4.6	72	10
5	Taylor, Chester (2002-05)	373	1,599	4.3	52	4
6	Morris, Byron "Bam" (1996-97)	376	1,511	4.0	25	8
7	Pierce, Bernard (2012-14)	353	1,334	3.8	78	5
8	Forsett, Justin (2014)	235	1,266	5.4	52	8
9	McClain, LeRon (2007-10)	314	1,185	3.8	82t	12
10	Rhett, Errict (1998-99)	280	1,032	3.7	52t	5

RUSHING RECORDS

MOST RUSHING ATTEMPTS

CAREER

1,822	Jamal Lewis (2000-06)
1,430	Ray Rice (2008-13)
673	Willis McGahee (2007-10)

SEASON

387	Jamal Lewis (2003)
314	Jamal Lewis (2006)
309	Jamal Lewis (2000)

GAME

36	Priest Holmes (11/22/98 at Cin.) Bam Morris (10/26/97 at Was.)
35	Jay Graham (11/16/97 vs. Phi. - OT)

MOST YARDAGE

CAREER

7,801	Jamal Lewis (2000-06)
6,180	Ray Rice (2008-13)
2,802	Willis McGahee (2007-10)

SEASON

2,066	Jamal Lewis (2003)
1,364	Ray Rice (2011) Jamal Lewis (2000)
1,339	Ray Rice (2009)
1,327	Jamal Lewis (2002)
1,266	Justin Forsett (2014)

GAME

295	Jamal Lewis (9/14/03 vs. Cle.)
227	Priest Holmes (11/22/98 at Cin.)
205	Jamal Lewis (12/21/03 at Cle.)
204	Ray Rice (12/4/11 at Cle.)
191	Ray Rice (1/1/12 at Cin.)

MOST 100-YARD RUSHING GAMES

CAREER

30	Jamal Lewis (2000-06)
18	Ray Rice (2008-13)
9	Willis McGahee (2007-10)

SEASON

12	Jamal Lewis (2003)
6	Ray Rice (2011)
5	Justin Forsett (2014) Willis McGahee (2007) Jamal Lewis (2002) Jamal Lewis (2000)
4	Ray Rice (2012, 2009) Jamal Lewis (2004) Errict Rhett (1999) Priest Holmes (1998)

LONGEST RUN FROM SCRIMMAGE

82t	LeRon McClain (12/20/08 at Dal.) Jamal Lewis (9/14/03 vs. Cle.)
78	Bernard Pierce (12/23/12 vs. NYG)
77t	Willis McGahee (1/3/10 at Oak.) Willis McGahee (12/20/08 at Dal.)
75t	Jamal Lewis (9/26/04 at Cin.) Jamal Lewis (10/6/02 at Cle.)

MOST RUSHING TOUCHDOWNS

CAREER

45	Jamal Lewis (2000-06)
37	Ray Rice (2008-13)
31	Willis McGahee (2007-10)

SEASON

14	Jamal Lewis (2003)
12	Ray Rice (2011), Willis McGahee (2009)
10	LeRon McClain (2008)

GAME

3	Ray Rice (10/30/11 vs. Ari.) Willis McGahee (1/3/10 at Oak.) Jamal Lewis (twice, 11/19/06 vs. ATL; 12/7/03 vs. Cin.)
2	29 times (last by Justin Forsett, 11/24/14 at NO)

MOST CONSECUTIVE GAMES W/ A RUSHING TD

7	Willis McGahee (2007)
4	Ray Rice (2009) Jamal Lewis (2003)
3	Willis McGahee (twice in 2009, once in 2010) LeRon McClain (2008) Jamal Lewis (2006, 2004, 2000)

HIGHEST RUSHING AVERAGE

CAREER (MIN. 350 CARRIES)

4.6	Priest Holmes (1997-2000)
4.3	Ray Rice (2008-13) Jamal Lewis (2000-06) Chester Taylor (2002-05)

SEASON (MIN. 100 CARRIES)

5.4	Justin Forsett (2014)
5.3	Ray Rice (2009) Jamal Lewis (2003)
5.0	Willis McGahee (2009)

GAME (MIN. 10 CARRIES)

12.8	Ray Rice (12/13/09 vs. Det.)
10.4	Willis McGahee (1/3/10 at Oak.)
10.3	Jamal Lewis (9/26/04 at Cin.)

LONGEST RUNS

82t	LeRon McClain at Dal., 12/20/08	59	Ray Rice vs. Cin., 11/20/11
82t	Jamal Lewis vs. Cle., 9/14/03	59t	Ray Rice vs. Det., 12/13/09
78	Bernard Pierce vs. NYG, 12/23/12	56	Priest Holmes at Cin., 11/22/98
77t	Willis McGahee at Oak., 1/3/10	55	Moe Williams vs. Ind., 12/2/01
77t	Willis McGahee at Dal., 12/20/08	53	Ray Rice at STL, 9/25/11
75t	Jamal Lewis at Cin., 9/26/04	52	Justin Forsett at TB, 10/12/14
75	Jamal Lewis at Cle., 10/6/02	52	Ray Rice vs. Det., 12/13/09
72t	Jamal Lewis at Cle., 12/21/03	52	Jamal Lewis vs. Cle., 12/17/06
72	Priest Holmes vs. Ten., 12/5/99	52	Jamal Lewis at Ari., 10/12/03
70t	Ray Rice at Cin., 1/1/12	52t	Errict Rhett at Cle., 11/7/99
67	Ray Rice at Cle., 12/4/11	52	Chester Taylor vs. Cle., 10/16/05
64t	Priest Holmes at Pit., 12/12/99	51t	Ray Rice at Cin., 1/1/12
63t	Jamal Lewis vs. Cle., 9/14/03	50	Ray Rice vs. NO., 12/19/10
60	Ray Rice at Cle., 11/2/08	50	Ray Rice at NE, 10/4/09

ALL 100-YARD GAMES

295	Jamal Lewis vs. Cle., 9/14/03 (30 car.)
227	Priest Holmes at Cin., 11/22/98 (36 car.)
205	Jamal Lewis at Cle., 12/21/03 (22 car.)
204	Ray Rice at Cle., 12/4/11 (29 car.)
191	Ray Rice at Cin., 1/1/12 (24 car.)
187	Jamal Lewis vs. Dal., 10/6/02 (26 car.)
187	Jamal Lewis vs. Dal., 11/19/00 (28 car.)
186	Jamal Lewis at Cin., 9/26/04 (18 car.)
182	Justin Forsett at NO, 11/24/14 (22 car.)
180	Jamal Lewis vs. Cin., 12/7/03 (30 car.)
176	Bam Morris at Was., 10/26/97 (36 car.)
173	Priest Holmes vs. Cin., 9/27/98 (27 car.)
170	Jamal Lewis vs. Cle., 11/26/00 (30 car.)
167	Willis McGahee at Oak., 1/3/10 (16 car.)
167	Jamal Lewis vs. Mia., 1/2/05 (34 car.)
166	Ray Rice vs. Det., 12/13/09 (13 car.)
154	Ray Rice at Cle., 11/2/08 (21 car.)
154	Jay Graham vs. Phi., 12/27/09 (35 car.)
153	Ray Rice vs. NO, 12/19/10 (31 car.)
149	Earnest Byner vs. NO, 9/29/96 (24 car.)
141	Ray Rice at Pit., 12/27/09 (30 car.)
139	LeRon McClain at Dal., 12/20/08 (22 car.)
139	Chester Taylor vs. Cin., 12/5/04 (23 car.)
138	Willis McGahee vs. NE, 12/3/07 (30 car.)
136	Errict Rhett at Atl., 10/3/99 (27 car.)
135	Jamal Lewis vs. Cin., 11/10/02 (21 car.)
134	Jamal Lewis vs. Den., 10/26/03 (32 car.)
133	Ray Rice vs. Den., 10/10/10 (27 car.)
133	Terry Allen vs. Min., 1/7/02 (23 car.)
132	Jamal Lewis at SD, 9/21/03 (23 car.)
132	Priest Holmes vs. Det., 12/27/98 (28 car.)
131	Ray Rice at Chi., 11/17/13 (25 car.)
131	Jamal Lewis at Ari., 10/12/03 (21 car.)
130	Jamal Lewis at Ind., 12/19/04 (20 car.)
130	Priest Holmes at Pit., 12/12/99 (18 car.)
130	Bam Morris at NYJ, 11/2/97 (31 car.)
126	Jamal Lewis at Ari., 12/17/00 (29 car.)
125	Jamal Lewis at Oak., 12/14/03 (24 car.)
123	Bernard Pierce vs. NYG, 12/23/12 (14 car.)
121	Ray Rice at Was., 12/9/12 (20 car.)
121	Jamal Lewis at Cin., 12/1/02 (22 car.)
119	Justin Forsett vs. Cle., 12/28/14 (17 car.)
119	Jamal Lewis vs. Jax., 10/20/02 (28 car.)
119	Priest Holmes at Pit., 9/3/00 (27 car.)
117	Jamal Lewis vs. Sea., 11/23/03 (26 car.)
117	Errict Rhett at Cle., 11/7/99 (17 car.)
117	Bam Morris at Cin., 12/8/96 (21 car.)
116	Jamal Lewis at Was., 10/10/04 (28 car.)
116	Jamal Lewis vs. Cin., 9/24/00 (25 car.)
115	Jamal Lewis vs. KC, 9/28/03 (26 car.)
114	Willis McGahee at Buf., 10/21/07 (19 car.)
114	Jamal Lewis vs. Pit., 12/28/03 (27 car.)
113	Jamal Lewis at Cin., 11/27/05 (23 car.)
113	Errict Rhett vs. Cle., 9/26/99 (22 car.)
112	Willis McGahee at Hou., 11/9/08 (25 car.)
112	Justin Forsett vs. Ten, 11/9/14 (20 car.)
111	Justin Forsett at TB, 10/12/14 (14 car.)
111	Jamal Lewis at STL, 11/9/03 (27 car.)
111	Moe Williams vs. Ind., 12/2/01 (24 car.)
109	Jamal Lewis vs. Cle., 12/17/06 (22 car.)
109	Jamal Lewis vs. NO, 10/29/06 (31 car.)
109	Jamal Lewis at Cin., 11/5/00 (22 car.)
109	Bam Morris at Jax., 11/10/96 (26 car.)
108	Ray Rice vs. KC, 9/13/09 (19 car.)
108	Willis McGahee at Dal., 12/20/08 (8 car.)
108	Terry Allen vs. Ten., 10/7/01 (22 car.)
107	Ray Rice vs. NYG, 12/23/12 (24 car.)
107	Ray Rice vs. Pit., 9/11/11 (19 car.)
106	Justin Forsett vs. SD, 11/30/14 (24 car.)
105	Willis McGahee at Mia., 10/19/08 (19 car.)
105	Jamal Lewis vs. GB, 12/19/05 (22 car.)
104	Ray Rice vs. Cin., 11/20/11 (20 car.)
104	Willis McGahee at Mia., 12/16/07 (29 car.)
104	Willis McGahee at Cle., 9/30/07 (14 car.)
104	Chester Taylor vs. NYG, 12/12/04 (25 car.)
103	Ray Rice vs. Ind., 12/11/11 (26 car.)
103	Ray Rice at NE, 10/4/09 (11 car.)
103	Priest Holmes vs. Ind., 11/29/98 (22 car.)
102	Ray Rice at KC, 10/7/12 (17 car.)
102	Willis McGahee vs. Cle., 11/18/07 (21 car.)
101	Ray Rice vs. NE, 9/23/12 (20 carries)
101	Ray Rice vs. Hou., 10/16/11 (23 carries)
101	Jamal Lewis at Cin., 10/19/03 (19 car.)
101	Errict Rhett vs. Pit., 9/19/99 (22 car.)
100	Jamal Lewis vs. Cle., 12/22/02 (21 car.)
100	Priest Holmes vs. Ten., 12/5/99 (9 car.)
100	Bam Morris vs. Pit., 12/1/96 (28 car.)

Current Ravens in Bold

SCRIMMAGE/COMBINED YARDS

TOP 10 CAREER SCRIMMAGE YARDS

RANK	NAME (SEASONS)	RUSH	RUSH YDS	REC	REC YDS	TOTAL ATT	SCRM YDS
1	Rice, Ray (2008-13)	1,430	6,180	369	3,034	1,799	9,214
2	Lewis, Jamal (2000-06)	1,822	7,801	160	1,365	1,982	9,166
3	Mason, Derrick (2005-10)	3	1	471	5,777	474	5,778
4	Heap, Todd (2001-10)	8	61	467	5,492	475	5,553
5	Smith, Torrey (2011-14)	7	48	213	3,591	220	3,639
6	McGahee, Willis (2007-10)	673	2,802	96	544	769	3,346
7	Clayton, Mark (2005-09)	25	112	234	3,116	259	3,228
8	Taylor, Travis (2000-04)	29	224	204	2,758	233	2,982
9	Ismail, Qadry (1999-2001)	1	4	191	2,819	192	2,823
10	Holmes, Priest (1997-2000)	459	2,102	88	585	547	2,687

SCRIMMAGE YARDS RECORDS

MOST ATTEMPTS

CAREER	NAME (SEASONS)	ATTEMPTS
1,982	Jamal Lewis (2000-06)	1,982
1,799	Ray Rice (2008-13)	1,799
769	Willis McGahee (2007-10)	769
SEASON	NAME (SEASONS)	ATTEMPTS
413	Jamal Lewis (2003)	413
370	Ray Rice (2010)	370
367	Ray Rice (2011)	367
355	Jamal Lewis (2002)	355
GAME	NAME (SEASONS)	ATTEMPTS
40	Jay Graham (11/16/97 vs. Phi.)	40
38	Bam Morris (10/26/97 at Was.)	38
36	Ray Rice (12/19/10 vs. NO)	36
	Ray Rice (10/17/10 at NE)	
	Priest Holmes (11/22/98 at Cin.)	

MOST YARDAGE GAINED

CAREER	NAME (SEASONS)	YARDAGE
9,214	Ray Rice (2008-13)	9,214
9,166	Jamal Lewis (2000-06)	9,166
5,778	Derrick Mason (2005-10)	5,778
SEASON	NAME (SEASONS)	YARDAGE
2,271	Jamal Lewis (2003)	2,271
2,068	Ray Rice (2011)	2,068
2,041	Ray Rice (2009)	2,041
1,776	Ray Rice (2010)	1,776
GAME	NAME (SEASONS)	YARDAGE
295	Jamal Lewis (9/14/03 vs. Cle.)	295
258	Qadry Ismail (12/12/99 at Pit.)	258
233	Ray Rice (12/19/10 vs. NO)	233

TOP 10 CAREER COMBINED YARDS

RANK	NAME (SEASONS)	NO	YDS	AVG	TD
1	Rice, Ray (2008-13)	1,806	9,375	5.2	43
2	Lewis, Jamal (2000-06)	1,982	9,166	4.6	47
3	Lewis, Jermaine (1996-2001)	532	8,001	15.0	22
4	Mason, Derrick (2005-10)	474	5,778	12.2	29
5	Heap, Todd (2001-10)	475	5,553	11.7	41
6	Jones, Jacoby (2012-14)	269	4,904	18.2	8
7	Sams, B.J. (2004-07)	264	4,502	17.1	3
8	Smith, Torrey (2011-14)	221	3,663	16.6	30
9	Taylor, Chester (2002-05)	523	3,273	6.3	7
10	Clayton, Mark (2005-09)	266	3,270	12.3	14
11	Taylor, Travis (2000-04)	233	2,982	12.8	15

COMBINED YARDS RECORDS

MOST ATTEMPTS

CAREER	NAME (SEASONS)	ATTEMPTS
1,982	Jamal Lewis (2000-06)	1,982
1,806	Ray Rice (2008-13)	1,806
551	Priest Holmes (1997-2000)	551
SEASON	NAME (SEASONS)	ATTEMPTS
413	Jamal Lewis (2003)	413
370	Ray Rice (2010)	370
367	Ray Rice (2011)	367
355	Jamal Lewis (2002)	355
GAME	NAME (SEASONS)	ATTEMPTS
40	Jay Graham (11/16/97 vs. Phi.)	40
38	Bam Morris (10/26/97 at Was.)	38
36	Ray Rice (12/19/10 vs. NO)	36
	Ray Rice (10/17/10 at NE)	
	Priest Holmes (11/22/98 at Cin.)	


MOST YARDAGE GAINED

CAREER	NAME (SEASONS)	YARDAGE
9,375	Ray Rice (2008-13)	9,375
9,166	Jamal Lewis (2000-06)	9,166
8,001	Jermaine Lewis (1996-2001)	8,001
SEASON	NAME (SEASONS)	YARDAGE
2,271	Jamal Lewis (2003)	2,271
2,068	Ray Rice (2011)	2,068
2,041	Ray Rice (2009)	2,041
2,025	Jermaine Lewis (1997)	2,025
GAME	NAME (SEASONS)	YARDAGE
308	Jermaine Lewis (12/7/97 vs. Sea.)	308
295	Jamal Lewis (9/14/03 vs. Cle.)	295
258	Qadry Ismail (12/12/99 at Pit.)	258

YARDS FROM SCRIMMAGE (ALL 150-YARD GAMES)

295	Jamal Lewis vs. Cle., 9/14/03
258	Qadry Ismail at Pit., 12/12/99
233	Ray Rice vs. NO, 12/19/10
232	Jamal Lewis at Cin., 9/26/04
227	Priest Holmes at Cin., 11/22/98
226	Jamal Lewis at Cle., 12/21/03
219	Ray Rice vs. Det., 12/13/09
214	Ray Rice at Cle., 12/4/11
213	Jamal Lewis at Cle., 10/6/02
207	Jamal Lewis vs. Dal., 11/19/00
199	Ray Rice at Cin., 1/1/12
198	Derrick Alexander vs. Pit., 12/1/96
194	Ray Rice at Min., 10/18/09
190	Justin Forsett at NO, 11/24/14
184	Bam Morris at Was., 10/26/97
182	Bam Morris at Jax., 11/10/96
180	Jamal Lewis at Cin., 12/7/03
180	Ray Rice vs. Mia., 11/7/10
179	Jamal Lewis at Cin., 11/5/00
178	Priest Holmes vs. Cin., 9/27/98
176	Ray Rice at Cle., 11/2/08
170	Jamal Lewis vs. Cle., 11/26/00
169	Jay Graham vs. Phi., 11/16/97
167	Jamal Lewis vs. Mia., 1/2/05
167	Willis McGahee at Oak., 1/3/10
166	Torrey Smith at Buf., 9/29/13
166	Travis Taylor at Atl., 11/3/02
165	Torrey Smith vs. Cin., 11/20/11
164	Ray Rice at SD, 11/25/12
164	Mark Clayton at Cin., 11/30/08
164	Ray Rice at STL, 9/25/11
164	Chester Taylor vs. Cin., 12/5/04
162	Torrey Smith at STL, 9/25/11
162	Jamal Lewis vs. Den., 10/26/03
161	Ray Rice vs. Hou., 10/16/11
160	Jamal Lewis vs. Sea., 11/23/03
159	Ray Rice vs. Den., 10/10/10
159	Willis McGahee vs. NE, 12/3/07
159	Jamal Lewis vs. KC, 9/28/03
158	Ray Rice vs. NYG, 12/23/12
156	Jamal Lewis vs. NO, 12/8/02
155	Ray Rice at Pit., 12/27/09
155	Ray Rice vs. Pit., 11/29/09
152	Willis McGahee at Mia., 10/19/08
152	Ray Rice at Phi., 9/16/12
152	Ray Rice at NE, 10/4/09
151	Priest Holmes at Pit., 9/3/00
150	Derrick Alexander vs. Sea., 12/7/97
150	Michael Jackson vs. Jax., 11/24/96
150	Ray Rice vs. NE, 9/23/12

Current Ravens in Bold



INTERCEPTION RECORDS

TOP CAREER INTERCEPTIONS

RANK	NAME (SEASONS)	NO	YDS	AVG	LG	TD
1	Reed, Ed (2002-12)	61	1,541*	25.3	107t*	7
2	Lewis, Ray (1996-2012)	31	503	16.2	64	3
3	McAlister, Chris (1999-2008)	26	486	18.7	98t	5
4	Starks, Duane (1998-2001)	20	196	9.8	64	1
	Woodson, Rod (1998-2001)	20	380	19.0	66t	5
6	Webb, Lardarius (2009-14)	11	140	12.7	73t	1
7	Landry, Dawan (2006-10)	9	213	23.7	48t	3
8	Langham, Antonio (1996-97)	8	99	12.4	40t	1
	Rolle, Samari (2005-09)	8	76	9.5	44	0
	Williams, Chad (2002-05)	8	320	40.0	98t	3
11	Suggs, Terrell (2003-14)	7	144	20.6	44t	2
12	Graham, Corey (2012-13)	6	48	8.0	28	0
	Thomas, Adaluis (2000-06)	6	120	20.0	32	2
14	Baxter, Gary (2001-04)	5	74	14.8	34	0
	Harris, Corey (1998-2001)	5	69	13.8	42	1
	Moore, Stevon (1996-99)	5	66	13.2	38	0
	Ngata, Haloti (2006-14)	5	84	16.8	60	0
	Sanders, Deion (2004-05)	5	144	28.8	48t	1
	Smith, Jimmy (2011-14)	5	79	15.8	32	0
	Staten, Ralph (1997-98)	5	37	7.4	14	0
	Turner, Eric (1996)	5	1	0.2	1	0

* NFL Record

50-YARD INT RETURNS

107t*	Ed Reed vs. Phi., 11/23/08
106t	Ed Reed vs. Cle., 11/7/04
98t	Chad Williams at Cin., 12/1/02
98t	Chris McAlister vs. NYJ, 12/24/00
94	Chad Williams vs. Buf., 10/24/04
83t	Chris McAlister at Ari., 10/12/03
78	Ed Reed at NYJ, 11/14/04
73t	Lardarius Webb vs. NYJ, 10/2/11
66t	Rod Woodson at Cle., 11/7/99
64	Ray Lewis vs. Cin., 12/23/01
64	Duane Starks vs. NYJ, 12/24/00
63t	Cary Williams vs. Cle., 9/27/12
60t	Chris McAlister at TB, 9/10/06
60	Haloti Ngata at TB, 9/10/06
60t	Rod Woodson at NYJ, 9/13/98
60	Ray Lewis at STL, 9/12/99

* NFL Record

Current Ravens in Bold

INTERCEPTIONS RECORDS

MOST INTERCEPTIONS

CAREER

61	Ed Reed (2002-12)
31	Ray Lewis (1996-2012)
26	Chris McAlister (1999-2008)
20	Duane Starks (1998-2001)
	Rod Woodson (1998-2001)

SEASON

9	Ed Reed (2008, 2004)
8	Ed Reed (2010)
7	Ed Reed (2007, 2003)
	Rod Woodson (1999)
6	Ray Lewis (2003)
	Chris McAlister (2006)
	Duane Starks (2000)
	Rod Woodson (1998)

GAME

2	28 times by 15 players, last by Corey Graham (11/24/13 vs. NYJ)
---	---

MOST CONSECUTIVE GAMES WITH AN INTERCEPTION

5	Eric Turner (10/27/96-11/24/96)
3	7 times by 4 players, last by Cary Williams (9/27/12-10/14/12)

MOST YARDS GAINED AFTER INTERCEPTIONS

CAREER

*1,541	Ed Reed (2002-12)
503	Ray Lewis (1996-2012)
486	Chris McAlister (1999-2008)
380	Rod Woodson (1998-2001)

SEASON

358	Ed Reed (2004)
264	Ed Reed (2008)
195	Rod Woodson (1999)
183	Ed Reed (2010)

GAME

150	Ed Reed (11/23/08 vs. Phi.)
106	Ed Reed (11/07/04 vs. Cle.)
98	Chris McAlister (12/24/00 vs. NYJ)
	Chad Williams (12/1/02 at Cin.)

LONGEST INTERCEPTION RETURN

*107t	Ed Reed (11/23/08 vs. Phi.)
106t	Ed Reed (11/7/04 vs. Cle.)
98t	Chris McAlister (12/24/00 vs. NYJ)
	Chad Williams (12/1/02 at Cin.)

HIGHEST AVERAGE ON INTERCEPTION RETURNS

CAREER (MIN. 8 INTs)

40.0	Chad Williams (2002-05, 8-320)
25.3	Ed Reed (2002-12, 61-1,541)
23.7	Dawan Landry (2006-10, 9-213)

MOST TDs ON INTERCEPTION RETURNS

CAREER

7	Ed Reed# (2002-12)
5	Chris McAlister (1999-2008)
	Rod Woodson (1998-2001)
3	Three players

SEASON


2	Ed Reed (2008)
	Terrell Suggs (2008)
	Chris McAlister (2006)
	Rod Woodson (1999, 1998)

GAME

1	43 times by 21 players, last by Will Hill (11/24/14 at NO)
---	---

* NFL Record

1 Received Lateral for INT-TD Return, 11/5/06



TACKLES/SACKS/FUMBLES

TACKLES RECORDS

MOST TACKLES

CAREER	TACKLES	PLAYER	YEARS
2,643	Ray Lewis (1996-2012)		
823	Terrell Suggs (2003-14)		
721	Kelly Gregg (2001-10)		
661	Ed Reed (2002-12)		
528	Haloti Ngata (2006-14)		
523	Jarret Johnson (2003-11)		
522	Jamie Sharper (1997-2001)		
508	Bart Scott (2002-08)		
502	Peter Boulware (1997-2005)		
490	Chris McAlister (1999-2008)		
472	Ed Hartwell (2001-04)		
457	Michael McCrary (1997-2002)		
436	Adalius Thomas (2000-06)		
387	Dawan Landry (2006-10)		
386	Rob Burnett (1996-2001)		
340	Rod Woodson (1998-2001)		
338	Jameel McClain (2008-13)		

SEASON	TACKLES	PLAYER
225	Ray Lewis (2003)	
210	Ray Lewis (1997)	
200	Ray Lewis (2004)	
198	Ray Lewis (1999)	
196	Ray Lewis (2001)	
GAME	TACKLES	PLAYER
25	Ray Lewis (9/14/97 at NYG)	
23	Ray Lewis (11/18/07 vs. Cle.)	
22	Ray Lewis (10/1/06 vs. SD)	
	Ray Lewis (12/14/97 vs. Ten.)	
20	Ray Lewis (9/30/02 vs. Den.)	
	Ray Lewis (10/15/00 at Was.)	
19	Ray Lewis (9/30/07 at Cle.)	
	Bart Scott (10/1/06 vs. SD)	
	Ray Lewis (11/30/03 vs. SF)	
	Ray Lewis (9/28/03 vs. KC)	
	Ray Lewis (9/15/02 vs. TB)	
	Ray Lewis (10/10/99 at Ten.)	

LONGEST FUMBLE RETURNS

59	Kelly Gregg vs. Oak., 9/17/06
57t	Adalius Thomas vs. Pit., 11/26/06
39	Daryl Smith at Cin., 10/26/14
36	Anthony Pleasant at SF, 11/17/96
35t	Adalius Thomas vs. GB, 12/19/05
32	Ed Reed at Pit., 12/24/06
28t	Haloti Ngata at STL, 9/25/11
27	Robert Bailey at Jax., 10/8/00
26	Jarret Johnson vs. NYJ, 10/2/11
24	Terrell Suggs vs. Pit., 9/19/04
22t	Ed Reed vs. Was., 12/7/08
22	Jarret Johnson vs. Phi., 11/23/08
22	Will Demps at Ten., 9/18/05
22	Ed Reed vs. Cin., 12/5/04
22t	Ed Reed at Was., 10/10/04
18	Ed Reed at Pit., 11/18/12
13	Ed Reed at KC, 10/7/12
13	Ed Reed at Cin., 11/8/09
13	Jerrol Williams at Pit., 9/8/96

Current Ravens in Bold

SACKS RECORDS

MOST SACKS

CAREER	SACKS	PLAYER	YEARS
106.5	Terrell Suggs (2003-14)		
70.0	Peter Boulware (1997-2005)		
51.0	Michael McCrary (1997-2002)		
41.5	Ray Lewis (1996-2012)		
38.5	Adalius Thomas (2000-06)		
SEASON	SACKS	PLAYER	
17.0	Elvis Dumervil (2014)		
15.0	Peter Boulware (2001)		
14.5	Michael McCrary (1998)		
14.0	Terrell Suggs (2011)		
13.0	Trevor Pryce (2006)		
12.0	Terrell Suggs (2014 & 2003, rookie)		
11.5	Peter Boulware (1997, rookie)		
	Michael McCrary (1999)		
GAME	SACKS	PLAYER	
4.0	Peter Boulware (1/7/02 vs. Min.)		
	Michael McCrary (11/8/98 vs. Oak.)		

3.5	Elvis Dumervil (12/7/14 at Mia.)
	Jamie Sharper (11/12/01 at Ten.)
	Michael McCrary (12/5/99 vs. Ten.)
3.0	Elvis Dumervil (11/10/13 vs. Cin.)
	Terrell Suggs (10/6/13 at Mia.)
	Terrell Suggs (12/11/11 vs. Ind.)
	Terrell Suggs (11/24/11 vs. SF)
	Terrell Suggs (9/11/11 vs. Pit.)
	Terrell Suggs (12/4/05 vs. Hou.)
	Michael McCrary (12/26/99 vs. Cin.)
	Michael McCrary (11/16/97 vs. Phi.)
	Bennie Thompson (11/10/96 at Jax.)

MOST SACK YARDAGE

CAREER	YARDAGE	PLAYER	YEARS
760	Terrell Suggs (2003-14)		
428	Peter Boulware (1997-2005)		
350	Michael McCrary (1997-2002)		
266	Ray Lewis (1996-2012)		

SEASON

127.5	Elvis Dumervil (2014)
120.5	Michael McCrary (1998)
113.5	Trevor Pryce (2006)
97	Terrell Suggs (2003, rookie)
91	Terrell Suggs (2011)

GAME

35	Michael McCrary (11/8/98 vs. Oak.)
29.5	Adalius Thomas (12/2/01 vs. Ind.)
27	Michael McCrary (11/16/97 vs. Phi.)
25	Elvis Dumervil (12/7/14 at Mia.)
	Terrell Suggs (9/11/11 vs. Pit.)
	Ray Lewis (11/26/00 vs. Cle.)

MOST CONSECUTIVE GAMES WITH A SACK

CAREER	GAMES	PLAYER
5	Terrell Suggs (7.5 sacks - 11/9/14-12/14/14)	
	Terrell Suggs (7 sacks - 9/5/13-10/6/13)	
	Paul Kruger (6.5 sacks - 11/11/12-12/9/12)	
	Adalius Thomas (5 sacks - 10/9/06-11/12/06)	
	Adalius Thomas (5 sacks - 12/4/05-1/1/06)	

FUMBLES RECORDS

FUMBLES

CAREER	FUMBLES	PLAYER	YEARS
61	Joe Flacco (2008-14)		
36	Kyle Boller (2003-08)		
33	Jamal Lewis (2000-06)		
SEASON	FUMBLES	PLAYER	
11	Joe Flacco (2011, 2008)		
	Kyle Boller (2004)		
	Tony Banks (1999)		
	Vinny Testaverde (1997)		
GAME	FUMBLES	PLAYER	
3	8 times, last by Steve McNair (9/10/07 at Cin.)		
FUMBLES LOST	PLAYER	YEARS	
22	Jamal Lewis (2000-06)		
20	Joe Flacco (2008-14)		
19	Kyle Boller (2003-08)		
10	Vinny Testaverde (1996-97)		
SEASON	FUMBLES	PLAYER	
7	Steve McNair (2007)		
	Kyle Boller (2004)		
	Jamal Lewis (2003)		
	Vinny Testaverde (1997)		
GAME	FUMBLES	PLAYER	
3	Steve McNair (9/10/07 at Cin.)		
	Vinny Testaverde (11/10/96 at Jax.)		

MOST OPPONENT FUMBLES FORCED

CAREER	FUMBLES	PLAYER	YEARS
29	Terrell Suggs (2003-14)		
20	Ray Lewis (1996-2012)		
17	Adalius Thomas (2000-06)		

SEASON

7	Terrell Suggs (2011)
6	Terrell Suggs (2005, 2003)
5	Jamie Sharper (2000)

GAME

3	Terrell Suggs (12/11/11 vs. Ind.)
----------	--

MOST OPPONENT FUMBLES RECOVERED

CAREER	FUMBLES	PLAYER	YEARS
20	Ray Lewis (1996-2012)		
13	Terrell Suggs (2003-14)		
10	Ed Reed (2002-12)		

SEASON

5	Rob Burnett (2000)
4	Terrell Suggs (2003)
	Adalius Thomas (2005)
	Corey Harris (2001)
	Rod Woodson (2000)

GAME

2	Haloti Ngata (9/11/11 vs. Pit.)
	Ray Lewis (12/28/08 vs. Jax.)
	Kelly Gregg (9/17/06 vs. Oak.)
	Fernando Smith (10/3/99 at Atl.)

LONGEST FUMBLE RETURN (OPP. FUMBLE)

CAREER	YARDS	PLAYER	DATE
59	Kelly Gregg (2001-10)		
57t	Adalius Thomas (2000-2006)		
39	Daryl Smith (2014)		

SEASON

59	Kelly Gregg (2006)
57t	Adalius Thomas (2006)
39	Daryl Smith (2014)

GAME

59	Kelly Gregg (9/17/06 vs. Oak.)
57t	Adalius Thomas (11/26/06 vs. Pit.)
39	Daryl Smith (10/26/14 at Cin.)

MOST TDs ON OPP. FUMBLE RECOVERY RETURNS

CAREER	TDs	PLAYER	YEARS
3	Adalius Thomas (2000-06)		
2	Ed Reed (2002-12)		
1	Dwan Edwards (2004-09)		
	Jarrett Johnson (2003-11)		
	Jameel McClain (2008-13)		
	Haloti Ngata (2006-14)		
	Jamie Sharper (1997-2001)		

SEASON

2	Adalius Thomas (2005)
1	Jarret Johnson (2011)
	Jameel McClain (2011)
	Haloti Ngata (2011)
	Ed Reed (2008, 2004)
	Dwan Edwards (2009)
	Adalius Thomas (2006)
	Jamie Sharper (2001)

GAME

1	10 times, last by Jarret Johnson (26 yards) and Jameel McClain (6 yards) on 10/2/11 vs. NYJ
---	---

PUNT RETURN RECORDS

TOP 10 CAREER PUNT RETURN YARDS

RANK	NAME (SEASONS)	NO	FC	YDS	AVG	LG	TD
1	Lewis, Jermaine (1996-2001)	231	72	2,730	11.8	89t	6
2	Sams, B.J. (2004-07)	121	26	1,320	10.9	78t	2
3	Jones, Jacoby (2012-14)	86	35	853	9.9	63t	1
4	Brightful, Lamont (2002-03)	60	30	592	9.9	95t	1
5	Webb, Lardarius (2009-14)	53	48	521	9.8	68t	1
6	Doss, Tandon (2011-13)	27	11	412	15.3	82t	1
7	Figurs, Yamon (2007-08)	39	20	309	7.9	75t	1
8	Carr, Chris (2009-11)	37	19	285	7.7	34	0
9	Leonhard, Jim (2008)	20	9	232	11.6	46	0
10	Reed, Ed (2002-12)	30	19	205	6.8	63t	1

PUNT RETURN RECORDS

MOST PUNT RETURNS

CAREER	NAME (SEASONS)
231	Jermaine Lewis (1996-2001)
121	B.J. Sams (2004-07)
86	Jacoby Jones (2012-14)
60	Lamont Brightful (2002-03)
SEASON	NAME (SEASONS)
57	Jermaine Lewis (1999)
55	B.J. Sams (2004)
45	Lamont Brightful (2003)
GAME	NAME (SEASONS)
7	6 times, last by Jacoby Jones (12/23/12 vs. NYG)

MOST FAIR CATCHES

CAREER	NAME (SEASONS)
72	Jermaine Lewis (1996-2001)
48	Lardarius Webb (2009-14)
35	Jacoby Jones (2012-14)
30	Lamont Brightful (2002-03)
SEASON	NAME (SEASONS)
20	Lardarius Webb (2011)
	Lamont Brightful (2003)
18	Jermaine Lewis (1999)
GAME	NAME (SEASONS)
5	Yamon Figurs (11/30/08 at Cin.)
4	7 times, last by Lardarius Webb (9/5/13 at Den.)

MOST YARDS GAINED ON PUNT RETURNS

CAREER	NAME (SEASONS)
2,730	Jermaine Lewis (1996-2001)
1,320	B.J. Sams (2004-07)
853	Jacoby Jones (2012-14)
SEASON	NAME (SEASONS)
578	Jermaine Lewis (2000)
575	B.J. Sams (2004)
519	Jermaine Lewis (2001)

GAME

184	Jermaine Lewis (12/7/97 vs. Sea.)
173	Jermaine Lewis (12/24/00 vs. NYJ)
121	B.J. Sams (11/19/06 vs. Atl.)

LONGEST PUNT RETURN

95t	Lamont Brightful (11/10/02 vs. Cin.)
89t	Jermaine Lewis (12/24/00 vs. NYJ)
	Jermaine Lewis (12/7/97 vs. Sea.)

HIGHEST AVERAGE

CAREER (MIN. 60 RETURNS)

11.8	Jermaine Lewis (1996-2001)
10.9	B.J. Sams (2004-07)
9.9	Jacoby Jones (2012-14)
	Lamont Brightful (2002-03)

SEASON (MIN. 15 RETURNS)

16.1	Lamont Brightful (2002)
	Jermaine Lewis (2000)
15.6	Tandon Doss (2013)
	Jermaine Lewis (1997)

GAME (MIN. 3 RETURNS)

43.3	Jermaine Lewis (12/24/00 vs. NYJ)
40.3	B.J. Sams (11/19/06 vs. Atl.)
36.8	Jermaine Lewis (12/7/97 vs. Sea.)

MOST TOUCHDOWNS

CAREER

6	Jermaine Lewis (1996-2001)
2	B.J. Sams (2004-07)

SEASON

2	B.J. Sams (2004)
	Jermaine Lewis (2000, 1998, 1997)

GAME

2	Jermaine Lewis (12/24/00 vs. NYJ)
	Jermaine Lewis (12/7/97 vs. Sea.)

50-YARD PUNT RETURNS

95t	Lamont Brightful vs. Cin., 11/10/02
89t	Jermaine Lewis vs. NYJ, 12/24/00
89t	Jermaine Lewis vs. Sea., 12/7/97
87t	Jermaine Lewis vs. Cin., 9/27/98
82t	Tandon Doss vs. Hou., 9/22/13
78t	B.J. Sams at Was., 10/10/04
75t	Yamon Figurs vs. Ari., 9/23/07
69t	Jermaine Lewis at NYJ, 9/13/98
68t	Lardarius Webb at Cle., 12/4/11
66t	Jermaine Lewis vs. Sea., 12/7/97
65	B.J. Sams vs. Atl., 11/19/06
63t	Jacoby Jones at Pit., 11/18/12
63t	Ed Reed at Cin., 9/10/07
63	B.J. Sams at Cin., 9/26/04
62	Jermaine Lewis vs. Pit., 12/16/01
59	B.J. Sams vs. Atl., 11/19/06
58t	B.J. Sams vs. KC, 10/4/04
54t	Jermaine Lewis vs. NYJ, 12/24/00
51	B.J. Sams vs. Cle., 10/16/05

Current Ravens in Bold



KICK RETURN RECORDS

TOP 10 CAREER KICK RETURN YARDS

RANK	NAME (SEASONS)	NO	YDS	AVG	LG	TD
1	Sams, B.J. (2004-07)	138	3,161	22.9	87	0
2	Lewis, Jermaine (1996-2001)	139	3,153	22.7	76	0
3	Jones, Jacoby (2012-14)	101	3,037	30.1	108t	4
4	Harris, Corey (1998-2001)	123	2,950	24.0	95t	1
5	Figurs, Yamon (2007-08)	75	1,746	23.3	94t	1
6	Brightful, Lamont (2002-03)	63	1,417	22.5	75	0
7	Reed, David (2010-12)	39	1,150	29.5	103t	1
8	Webb, Lardarius (2009-14)	37	977	26.4	95t	1
9	Taylor, Chester (2002-05)	45	937	20.8	54	0
10	Parmele, Jalen (2008-10)	33	845	25.6	53	0

KICKOFF RETURN RECORDS

MOST KICKOFF RETURNS

CAREER	SEASON	GAME
139 Jermaine Lewis (1996-2001)	59 B.J. Sams (2004)	8 B.J. Sams (11/27/05 at Cin.) Corey Harris (12/13/98 vs. Min.)
138 B.J. Sams (2004-07)	46 Yamon Figurs (2007)	7 4 times, last by Lardarius Webb (10/18/09 at Min.)
123 Corey Harris (1998-2001)	44 B.J. Sams (2005)	

MOST YARDS GAINED ON KICKOFF RETURNS

CAREER	SEASON	GAME
3,161 B.J. Sams (2004-07)	1,251 B.J. Sams (2004)	243 Corey Harris (12/13/98 vs. Min.)
3,153 Jermaine Lewis (1996-2001)	1,167 Jacoby Jones (2012)	233 David Reed (12/13/10 at Hou.)
3,037 Jacoby Jones (2012-14)	1,138 Yamon Figurs (2007)	196 Jacoby Jones (10/21/12 at Hou.) Yamon Figurs (12/9/07 vs. Ind.)

LONGEST KICKOFF RETURN

108t Jacoby Jones (11/2/14 at Pit.) Jacoby Jones (10/14/12 vs. Dal.)
105t Jacoby Jones (11/11/12 vs. Oak.)
103t David Reed (12/13/10 at Hou.)
97t Patrick Johnson (12/13/98 vs. Min.)
95t Lardarius Webb (11/1/09 vs. Den.) Corey Harris (12/13/98 vs. Min.)

HIGHEST AVERAGE

CAREER (MIN. 40 RETURNS)	SEASON (MIN. 20)	GAME (MIN. 3 RETURNS)
30.1 Jacoby Jones (2012-14), 101-3,037	30.7 Jacoby Jones (2012), 38-1,167	53.0 Jacoby Jones (10/14/12 vs. Dal.), 3-159
24.0 Corey Harris (1998-2001), 123-2,950	30.6 Jacoby Jones (2014), 32-978	47.0 Jacoby Jones (11/2/14 at Pit.), 4-188
23.3 Yamon Figurs (2007-08), 75-1,746	29.3 David Reed (2010), 21-616	46.7 B.J. Sams (12/11/05 at Den.), 3-140
	28.8 Jacoby Jones (2013), 31-892	45.0 David Reed (11/21/10 at Car.), 3-135
	27.6 Corey Harris (1998), 35-965	

MOST TOUCHDOWNS

CAREER	SEASON	GAME
4 Jacoby Jones (2012-14)	2 Jacoby Jones (2012)	1 9 times, last by Jacoby Jones (11/2/14 at Pit., 108 yards)
1 Lardarius Webb (2009-14) David Reed (2010-12) Yamon Figurs (2007-08) Corey Harris (1998-2001) Patrick Johnson (1998-2001, 2005)	1 Jacoby Jones (2014) Jacoby Jones (2013) David Reed (2010) Lardarius Webb (2009) Yamon Figurs (2007) Corey Harris (1998) Patrick Johnson (1998)	

COMBINED KICK RETURN RECORDS

MOST COMBINED KICK RETURNS

CAREER	SEASON	GAME
370 Jermaine Lewis (1996-2001)	114 B.J. Sams (2004)	11 B.J. Sams (11/14/04 at NYJ) Lamont Brightful (11/9/03 at STL)
259 B.J. Sams (2004-07)	84 Jermaine Lewis (2001)	

MOST COMBINED KICK RETURN YARDAGE

CAREER	SEASON	GAME
5,883 Jermaine Lewis (1996-2001)	1,826 B.J. Sams (2004)	2 Jermaine Lewis, 2 PR (12/24/00 vs. NYJ) Jermaine Lewis, 2 PR (12/7/97 vs. Sea.)
4,481 B.J. Sams (2004-07)	1,558 Jermaine Lewis (2001)	
3,890 Jacoby Jones (2012-14)	1,508 Jacoby Jones (2012)	

GAME
275 Jermaine Lewis (12/7/97 vs. Sea.)
250 B.J. Sams (10/4/04 vs. KC)
243 Corey Harris (12/13/98 vs. Min.)

MOST COMBINED KICK RETURN TOUCHDOWNS

CAREER	SEASON	GAME
6 Jermaine Lewis, 6 PR (1996-2001)	3 Jacoby Jones, 2 KOR & 1 PR (2012)	
5 Jacoby Jones, 4 KOR & 1 PR (2012-14)	2 Yamon Figurs, 1 PR & 1 KOR (2007) B.J. Sams, 2 PR (2004)	
2 Lardarius Webb, 1 PR & 1 KOR (2009-14) Yamon Figurs, 1 PR & 1 KOR (2007) B.J. Sams, 2 PR (2004-07)	2 B.J. Sams, 2 PR (2004) Jermaine Lewis, 2 PR (2000, 1998, 1997)	

LONGEST KICKOFF RETURNS

108t Jacoby Jones at Pit., 11/2/14
108t Jacoby Jones vs. Dal., 10/14/12
105t Jacoby Jones vs. Oak., 11/11/12
103t David Reed at Hou., 12/13/10
97t Patrick Johnson vs. Min., 12/13/98
95t Lardarius Webb vs. Den., 11/1/09
95t Corey Harris vs. Min., 12/13/98
94t Yamon Figurs vs. Min., 12/9/07
87 B.J. Sams at Den., 12/11/05
84 David Reed at Car., 11/21/10
77 Jacoby Jones vs. Min., 12/8/13
77 David Reed at Ten., 9/18/11
76 Jermaine Lewis at Ten., 11/12/01
75 Lamont Brightful vs. SF, 11/30/03
73 Jacoby Jones vs. Pit., 11/28/13
73 Lamont Brightful at Mia., 11/16/03
72 Jacoby Jones vs. SD, 11/30/14
72 B.J. Sams vs. Oak., 9/17/06
68 Lardarius Webb at GB, 12/7/09
66 Corey Harris vs. Jax., 11/28/99
64 B.J. Sams at Ind., 12/19/04
64 Robert Tate vs. Den., 9/30/02
64 Jermaine Lewis vs. Ind., 12/2/01
63 Javin Hunter at Ind., 10/13/02
63 Corey Harris vs. Pit., 9/19/99
61 Yamon Figurs vs. NYJ, 9/16/07
59 B.J. Sams vs. Atl., 11/19/06
58 Jacoby Jones at TB, 10/12/14
58 Lamont Brightful vs. Jax., 11/2/03
57 Yamon Figurs at SD, 11/25/07

LONGEST MISSED FG RETURN

107t Chris McAlister vs. Den., 9/30/02
--

Current Ravens in Bold



PUNTING/KICKING RECORDS

CAREER GROSS PUNTING

RANK	NAME (SEASONS)	NO	YDS	AVG	TB	IN 20	LG	NET	BK
1	Koch, Sam (2006-14)	708	31,870	45.0	59	251	74	39.0	3
2	Richardson, Kyle (1998-2001)	364	15,069	41.4	35	128	67	35.4	5
3	Zastudil, Dave (2002-05)	327	13,618	41.6	32	89	67	34.8	3
4	Montgomery, Greg (1996-97)	151	6,520	43.2	7	47	67	37.2	1
5	Murphy, Nick (2004)	18	777	43.2	2	6	54	36.6	0
6	Stewart, Kordell (2004-05)	5	177	35.4	0	2	42	31.2	0
7	Stover, Matt (1996-2008)	3	100	33.3	2	1	34	20.0	0
8	Elling, Aaron (2005)	1	32	32.0	0	1	32	32.0	0
9	Boller, Kyle (2003-08)	1	29	29.0	0	0	29	29.0	0

PUNTING RECORDS

MOST PUNTS

CAREER	SEASON	GAME
708 Sam Koch (2006-14)	103 Kyle Richardson (1999)	10 Sam Koch (11/05/07 at Pit.)
364 Kyle Richardson (1998-2001)	90 Sam Koch (2013)	Nick Murphy (11/28/04 at NE)
327 Dave Zastudil (2002-05)	Kyle Richardson (1998)	Kyle Richardson (12/24/00 vs. NYJ)
	89 Dave Zastudil (2003)	Kyle Richardson (9/20/98 at Jax.)

LONGEST PUNT

74 Sam Koch (11/9/08 at Hou.)
73 Sam Koch (11/25/14 at NO)
69 Sam Koch (11/9/14 vs. Ten.)
Sam Koch (10/5/14 at Ind.)
Sam Koch (12/8/13 vs. Min.)
67 Sam Koch (10/19/08 at Mia.)
Dave Zastudil (9/28/03 vs. KC)
Kyle Richardson (12/27/98 vs. Det.)
Greg Montgomery (9/29/96 vs. NO)

HIGHEST GROSS PUNTING AVERAGE

CAREER (MIN. 100)
45.0 Sam Koch (2006-14)
43.2 Greg Montgomery (1996-97)
41.6 Dave Zastudil (2002-05)

SEASON (MIN. 40 PUNTS)

47.4 Sam Koch (2014)
47.1 Sam Koch (2012)
46.5 Sam Koch (2011)
46.0 Sam Koch (2013)

GAME (MIN. 4 PUNTS)

54.7 Sam Koch (12/8/13 vs. Min.), 6-328
53.0 Sam Koch (12/22/13 vs. NE), 4-212
52.5 Sam Koch (11/11/12 vs. Oak.), 4-210
Dave Zastudil (9/30/02 vs. Den.), 6-315
52.2 Sam Koch (10/24/11 at Jax.), 9-470
Sam Koch (12/20/08 at Dal.), 5-261

HIGHEST NET PUNTING AVERAGE

CAREER (MIN. 100)
39.0 Sam Koch (2006-14)
37.2 Greg Montgomery (1996-97)
35.4 Kyle Richardson (1998-2001)

SEASON (MIN. 40 PUNTS)

43.3 Sam Koch (2014)
40.8 Sam Koch (2012)
39.9 Sam Koch (2008)
39.2 Sam Koch (2010)

GAME (MIN. 4 PUNTS)

52.5 Sam Koch (11/11/12 vs. Oak.), 4-210
48.8 Sam Koch (12/2/12 vs. Pit.), 5-253
Sam Koch (10/21/12 at Hou.), 5-253
47.3 Sam Koch (12/14/14 vs. Jax.) 4-203
47.0 Sam Koch (10/5/14 at Ind.), 5-242
46.6 Sam Koch (12/20/08 at Dal.), 5-261
46.0 Sam Koch (9/7/08 vs. Cin.), 5-241
45.9 Sam Koch (11/20/11 vs. Cin.), 8-391
Sam Koch (10/24/11 at Jax.), 9-470

MOST PUNTS INSIDE THE 20

CAREER
251 Sam Koch (2006-14)
128 Kyle Richardson (1998-2001)
89 Dave Zastudil (2002-05)

SEASON

39 Sam Koch (2010)
Kyle Richardson (1999)
35 Kyle Richardson (2000)
34 Sam Koch (2008)

GAME

5 Sam Koch (11/2/14 at Pit.)
Sam Koch (12/13/10 at Hou.)
Sam Koch (10/17/10 at NE)
Dave Zastudil (11/17/02 at Mia.)
Kyle Richardson (12/23/01 vs. Cin.)

MOST CONSECUTIVE PUNTS, NONE BLOCKED

308 Sam Koch (9/20/09-9/5/13)
177 Dave Zastudil (12/15/02-9/18/05)

MOST PUNTS HAD BLOCKED

CAREER
5 Kyle Richardson (1998-2001)
3 Sam Koch (2006-14)
Dave Zastudil (2002-05)

SEASON

2 Dave Zastudil (2002)
Kyle Richardson (2001, 1998)

GAME

2 Dave Zastudil (12/8/02 vs. NO)
1 10 times, last by Sam Koch (9/5/13 at Den.)

LONGEST PUNTS

74 Sam Koch at Hou., 11/9/08
73 Sam Koch at NO, 11/24/14
69 Sam Koch vs. Ten., 11/9/14
69 Sam Koch at Ind., 10/5/14
69 Sam Koch vs. Min., 12/8/13
67 Sam Koch at Mia., 10/19/08
67 Dave Zastudil vs. KC, 9/28/03
67 Kyle Richardson vs. Det., 12/27/98
67 Greg Montgomery vs. NO, 9/29/96
66 Sam Koch vs. Min., 12/8/13
65 Kyle Richardson at Den., 9/30/01
65 Kyle Richardson at Ten., 12/6/98
64 Sam Koch vs. NE, 12/22/13
64 Sam Koch vs. NYJ, 11/24/13
64 Sam Koch vs. STL, 10/14/07
64 Greg Montgomery at Pit., 9/8/96
64 Kyle Richardson at NYJ, 9/13/98
64 Kyle Richardson vs. Ten., 10/11/98
63 Sam Koch at TB, 10/12/14
63 Sam Koch at Cin., 1/1/12
63 Kyle Richardson at Det., 1/2/00
63 Kyle Richardson at STL, 9/12/99
63 Kyle Richardson vs. Oak., 11/8/98

LONGEST FIELD GOALS

61 Justin Tucker at Det., 12/16/13 (game-winner)
56 Justin Tucker at Phi., 9/16/12
56 Wade Richey vs. Cle., 9/14/03
55 Justin Tucker at NO, 11/24/14
54 Justin Tucker at Hou., 10/21/12
54 Steve Hauschka at Hou., 11/9/08
53 Justin Tucker at Cin., 10/26/14
53 Justin Tucker at Det., 12/16/13
53 Justin Tucker vs. NYJ, 11/24/13
52 Justin Tucker at Ind., 10/5/14
52 Justin Tucker at Chi., 11/17/13
52 Matt Stover at Cle., 9/24/06 (game-winner)
51 Justin Tucker at Cle., 11/3/13
51 Justin Tucker at Hou., 10/21/12
51 Justin Tucker at Phi., 9/16/12
51 Billy Cundiff at Pit., 11/6/11
51 Matt Stover at Was., 10/15/00
51 Matt Stover vs. Pit., 10/29/00
51 Matt Stover at Ind., 10/13/02
50 Justin Tucker at Cin., 10/26/14
50 Justin Tucker at Mia., 10/6/13
50 Matt Stover vs. Dal., 11/21/04
50 Matt Stover vs. KC, 10/4/04
50 Matt Stover vs. STL, 10/27/96
50 Matt Stover at Ten., 10/10/99
50 Matt Stover at Cin., 11/21/99 (game-winner)

Current Ravens in Bold



TEAM RECORDS

VICTORIES

MOST GAMES WON, SEASON

13	2006
12	2011, 2010, 2000
11	2008
10	2014, 2012, 2003, 2001

MOST CONSECUTIVE GAMES WON

8	2000-01 (final 7 through 1st)
7	2000
5	2010-11 (final 4 through 1st)
	2006

MOST HOME GAMES WON

8	2011
7	2010, 2006, 2003
6	2012-14, 2009, 2008, 2005, 2004, 2001, 2000

MOST CONSECUTIVE HOME GAMES WON

15	2010-12 (last 2 through 1st 5)
8	2006-07 (last 5 through 1st 3)
7	2009-10 (last 2 through 1st 5)
	2000-01 (last 4 through 1st 3)

MOST AWAY GAMES WON

6	2006, 2000
5	2010, 2008
4	2014, 2012, 2011, 1999

MOST CONSECUTIVE AWAY GAMES WON

3	2012, 2010, 2008, 2001, 2000
---	------------------------------

DEFEATS

MOST GAMES LOST, SEASON

12	1996
11	2007

MOST CONSECUTIVE GAMES LOST

9	2007
---	------

MOST HOME GAMES LOST, SEASON

4	2007, 2002, 1999, 1998, 1997, 1996
---	------------------------------------

MOST CONSECUTIVE HOME GAMES LOST

4	2007
3	1999

MOST AWAY GAMES LOST, SEASON

8	2005, 1996
7	2007

MOST CONSECUTIVE AWAY GAMES LOST

11	2004-05 (final 3 through all 8)
8	2005, 1996
7	2007-08 (final 5 through 1st 2)

SCORING

MOST POINTS SCORED

SEASON	
409	2014
398	2012
391	2009, 2003

GAME

55	11/11/12 vs. Oak.
48	10/12/14 at TB
	12/13/09 vs. Det.
	12/19/05 vs. GB
44	9/10/12 vs. Cin.
	11/30/03 vs. SF
	11/23/03 vs. Sea. - OT
	11/26/00 vs. Cle.

MOST POINTS SCORED BY OPPONENTS

SEASON	
441	1996
384	2007
354	2002

GAME

49	9/5/13 at Den.
46	10/6/96 vs. NE
45	11/1/98 vs. Jax.
	10/20/96 at Den.
44	12/9/07 vs. Ind.

MOST POINTS SCORED, BOTH TEAMS

SEASON	
812	1996
742	2012
711	2014

GAME

85	11/23/03, Bal. (44) vs. Sea. (41) - OT
84	10/6/96, Bal. (38) vs. NE (46)
79	10/20/96, Bal. (34) at Den. (45)

FEWEST POINTS SCORED

SEASON	
265	2005
269	1998
275	2007

GAME

0	11/9/97 at Pit.; 9/15/02 vs. TB
3	9 times, last 10/12/08 at Ind.

FEWEST POINTS SCORED BY OPPONENT

SEASON	
*165	2000
201	2006
244	2008

GAME

0	10 times, last 11/16/09 at Cle.
3	10 times, last 11/24/13 vs. NYJ

FEWEST POINTS SCORED, BOTH TEAMS

SEASON	
498	2000
554	2006
564	2005

GAME

9	11/14/99, Bal. (3) at Jax. (6)
13	10/15/00, Bal. (3) at Was. (10)
15	10/7/12, Bal. (9) at KC (6)
	10/29/00, Bal. (6) vs. Pit. (9)
	11/16/03, Bal. (6) at Mia. (9)

MOST POINTS OVERCOME TO WIN GAME

21	10/30/11 vs. Ari. (trailed 24-3, won 30-27)
19	11/12/06 at Ten. (trailed 26-7, won 27-26)
17	11/23/03 vs. Sea. (trailed 41-24, won 44-41 in OT)

LARGEST BLOWN LEAD TO LOSE GAME

21	10/5/97 vs. Pit. (led 21-0, lost 42-34)
18	11/3/96 vs. Cin. (led 21-3, lost 24-21)
17	12/5/04 vs. Cin. (led 20-3, lost 27-26)

MOST POINTS, EACH HALF

1st	
38	at TB (10/12/14)
31	vs. Cle. (11/26/00)
	vs. Den. (9/30/02)

2ND

38	vs. Sea. (11/23/03) (plus 3 in OT)
32	vs. Jax. (9/10/00)
30	vs. Dal. (11/21/04)

MOST POINTS, BOTH TEAMS, HALF

1st	
55	11/1/98, Bal. (13) vs. Jax. (42)
45	9/8/96, Bal. (17) at Pit. (28)
44	10/2/11, Bal. (27) vs. NYJ (17)
	10/24/10, Bal. (20) vs. Buf. (24)
	12/9/07, Bal. (7) vs. Ind. (37)

2ND

62	11/23/03, Bal. (38, 3 in OT) vs. Sea (24)
54	11/27/05, Bal. (29) at Cin. (25)
50	10/6/96, Bal. (24) vs. NE (26)

MOST POINTS SCORED, EACH QUARTER

1st	
28	10/12/14 at TB
21	9/25/11 at STL
17	10/2/11 vs. NYJ

2ND

31	9/30/02 vs. Den.
24	11/26/00 vs. Cle.
21	4 times, last 9/28/14 vs. Car.

3RD

21	6 times, last 11/11/12 vs. Oak.
----	---------------------------------

4TH

24	11/23/08 vs. Phi.
22	12/8/13 vs. Min.; 11/9/08 at Hou.
21	3 times, last 10/18/09 at Min.

OT

6	12/13/10 at Hou.
	10/3/99 at Atl.
	10/27/96 vs. STL

MOST POINTS ALLOWED, EACH QUARTER

1st

23	12/9/07 vs. Ind.
17	3 times, last 10/12/08 at Ind.

2ND

28	11/1/98 vs. Jax.
22	11/2/14 at Pit.; 11/25/07 at SD
21	4 times, last 10/30/11 vs. Ari.

3RD

21	9/5/13 at Den.
17	11/27/05 at Cin.
	11/23/03 vs. Sea.
	12/2/01 vs. Ind.

4TH

24	12/5/04 vs. Cin.
23	11/28/99 vs. Jax.
21	6 times, last 11/30/14 vs. SD

OT

6	12/16/07 at Mia.
3	7 times, last 11/17/13 at Chi.

MOST POINTS, BOTH TEAMS, EACH QUARTER

1st

28	10/12/14, Bal. (28) at TB (0)
----	-------------------------------

2ND

34	11/1/98, Bal. (6) vs. Jax. (28)
----	---------------------------------

3RD

38	11/23/03, Bal. (21) vs. Sea. (17)
----	-----------------------------------

4TH

42	12/8/13, Bal. (22) vs. Min. (20)
----	----------------------------------

MOST CONSECUTIVE GAMES SCORING

206	2002 (final 14) - present
71	1997 (final 6) - 2002 (1st game)
25	1996 (all 16) - 1997 (1st 9)

MOST TOUCHDOWNS

SEASON	
47	2009
46	2014
45	1996

GAME

7	11/11/12 vs. Oak.
6	10/12/14 at TB
	12/13/09 vs. Det.
	12/19/05 vs. GB
5	16 times, last 9/28/14 vs. Car.

FEWEST TOUCHDOWNS

SEASON	
25	2005
28	2007
29	2013, 1998

GAME

0	27 times, last 12/16/13 at Det.
---	---------------------------------

MOST TOUCHDOWNS BY OPPONENTS

SEASON	
50	1996
39	2007, 1997
38	2002

GAME

7	9/5/13 at Den.
---	----------------

FEWEST TOUCHDOWNS BY OPPONENTS

SEASON	
18	2000
21	2006
26	2011, 2008

GAME

0	41 times, last 12/14/14 vs. Jax.
---	----------------------------------

*16-Game NFL Record

TEAM RECORDS

MOST CONSECUTIVE GAMES SCORING TDs

43 2012 (5) - 2014 (16)

MOST (1-POINT) PAT MADE

SEASON
46 2009
42 2014, 2012
41 2008

GAME
7 11/11/12 vs. Oak.
6 10/12/14 at TB
12/13/09 vs. Det.
12/19/05 vs. GB
5 11 times, last 9/28/14 vs. Car.

MOST (1-POINT) PAT MADE BY OPPONENTS

SEASON
41 1996
35 2007, 1998
34 2013

GAME
7 9/5/13 at Den.

FEWEST (1-POINT) PAT MADE

SEASON
23 2005
24 1998
25 2001

FEWEST (1-POINT) PAT MADE BY OPPONENTS

SEASON
15 2000
20 2006
24 2004

MOST (2-POINT) PAT

SEASON
5 1996
4 2003
3 2013

GAME
3 10/6/96 vs. NE
2 10/19/03 at Cin.
1 23 times, last 10/26/14 at Cin.

MOST (2-POINT) PAT BY OPPONENT

SEASON
7 1996
4 1999
2 2014, 2002, 1997

GAME
2 11/28/99 vs. Jax.
10/6/96 vs. NE
1 20 times, last 11/2/14 at Pit.

MOST FIELD GOALS ATTEMPTED

SEASON
41 2013
40 2003
39 2011, 2000

GAME
6 12/16/13 at Det.
11/22/09 vs. Ind.
9/21/97 at Ten.
5 15 times, last 11/28/13 vs. Pit.

MOST FIELD GOALS MADE

SEASON
38 2013
35 2000
34 2003

GAME
6 12/16/13 at Det.
5 7 times, last 11/28/13 vs. Pit.

FEWEST FIELD GOALS ATTEMPTED

SEASON
25 1996
26 2002
28 1998

FEWEST FIELD GOALS MADE

SEASON
19 1996
21 2009, 2002, 1998
26 2010, 1997

MOST FIELD GOALS ATTEMPTED BY OPPONENT

SEASON
43 2007
39 2012
36 2014

GAME
7 11/11/07 vs. Cin.
6 12/21/14 at Hou., 9/7/14 vs. Min.
12/13/98 vs. Min.

MOST FIELD GOALS MADE BY OPPONENT

SEASON
37 2012, 2007
32 2013
30 2014

GAME
7 11/11/07 vs. Cin.
6 12/21/14 at Hou., 12/13/98 vs. Min.
5 8 times, last 9/7/14 vs. Cin.

FEWEST FIELD GOALS ATTEMPTED BY OPPONENT

SEASON
19 2000
22 2008
23 2006

FEWEST FIELD GOALS MADE BY OPPONENT

SEASON
14 2000
17 2006
19 2001, 1999

MOST CONSECUTIVE GAMES SCORING FIELD GOALS

38 1999 (final 6) - 2001

MOST CONSECUTIVE GAMES SCORING FIELD GOALS, BY OPPONENT

15 2002 (final game) - 2003 (1st 14 games)
1996 (2nd-16th game)

MOST SAFETIES

SEASON
3 2008

GAME
1 11 times, last 10/19/14 vs. Atl.

MOST SAFETIES BY OPPONENT

SEASON
2 2002
1 2012, 2007, 2006, 2005, 2004, 1997, 1996

GAME
1 9 times, last 10/21/12 at Hou.

FIRST DOWNS

MOST FIRST DOWNS

SEASON
345 2014
338 1996
320 2009

GAME
32 9/13/09 vs. KC
30 10/30/11 vs. Ari.
29 11/24/96 vs. Jax.
28 4 times, last 9/23/12 vs. NE

FEWEST FIRST DOWNS

SEASON
243 1998
259 2003, 1999
260 2004

GAME
5 11/5/07 at Pit.
12/24/00 vs. NYJ

MOST FIRST DOWNS BY OPPONENT

SEASON
351 1996
326 2012
316 2002

GAME
33 9/23/12 vs. NE
11/3/96 vs. Cin.
31 11/30/14 vs. SD
30 10/14/12 vs. Dal.
9/30/02 vs. Den.

FEWEST FIRST DOWNS BY OPPONENT

SEASON
216 2000
228 2008
236 2006

GAME
5 11/26/00 vs. Cle.
6 3 times, last 9/13/10 at NYJ

MOST FIRST DOWNS RUSHING

SEASON
132 2008
116 2000
115 2009, 2003

GAME
17 10/10/10 vs. Den.
16 12/4/11 at Cle.
15 11/19/00 vs. Dal.
14 3 times, last on 12/13/09 vs. Det.

FEWEST FIRST DOWNS RUSHING

SEASON
68 2013
86 2006, 1998
87 1999

GAME
0 9/29/13 at Buf.
9/18/05 at Ten.
1 9 times, last 12/21/14 at Hou.

MOST FIRST DOWNS RUSHING BY OPPONENT

SEASON
115 1996
105 2012
101 1997

GAME
15 11/3/96 vs. Cin.
14 9/8/96 at Pit.
12 7 times, last 12/16/12 vs. Den.

FEWEST FIRST DOWNS RUSHING BY OPPONENT

SEASON
58 2008
59 2006, 2000
69 2007

GAME
0 4 times, last 10/6/13 at Mia.

MOST FIRST DOWNS PASSING

SEASON
208 1996
194 2014
189 2013

GAME
20 9/13/09 vs. KC
19 4 times, last on 11/25/12 at SD

FEWEST FIRST DOWNS PASSING

SEASON
121 2003
135 2004
140 1998

GAME
3 11/9/97 at Pit.
4 8 times, last 11/5/07 at Pit.

MOST FIRST DOWNS PASSING BY OPPONENT

SEASON
213 1996
205 2014
190 2002

GAME
21 12/13/10 at Hou.
10/24/10 vs. Buf.
20 5 times, last 11/30/14 vs. SD

TEAM RECORDS

FEWEST FIRST DOWNS PASSING BY OPPONENT

SEASON
 135 2000
 144 2003
 151 2006

GAME
 2 9/13/10 at NYJ
 11/26/00 vs. Cle.
 3 4 times, last 11/21/10 at Car.

MOST FIRST DOWNS BY PENALTY

SEASON
 38 2014
 2013
 34 2012

GAME
 6 11/10/13 vs. Cin.
 9/13/10 at NYJ
 5 10 times, last 11/30/14 vs. SD

FEWEST FIRST DOWNS BY PENALTY

SEASON
 16 2000
 17 2006, 1998, 1997
 18 2009

MOST FIRST DOWNS BY PENALTY BY OPPONENT

SEASON
 37 2005
 34 2012, 2009
 32 1999

GAME
 8 9/23/12 vs. NE
 10/9/05 at Det.
 7 11/15/98 at SD
 6 3 times, last 11/30/14 vs. SD

FEWEST FIRST DOWNS BY PENALTY BY OPP.

SEASON
 18 2010, 2008
 20 2001
 22 2000

NET YARDS

MOST NET YARDS (RUSHING AND PASSING)

SEASON
 5,838 2014
 5,723 1996
 5,640 2012

GAME
 553 9/25/11 at STL
 548 12/13/09 vs. Det.
 533 12/23/12 vs. NYG
 503 9/23/12 vs. NE
 501 9/13/09 vs. KC
 479 9/27/09 vs. Cle.
 11/19/00 vs. Dal.

FEWEST NET YARDS (RUSHING AND PASSING)

SEASON
 4,375 2004
 4,498 1998
 4,639 2002

GAME
 104 11/5/07 at Pit.
 124 11/28/04 at NE
 142 12/24/00 vs. NYJ

MOST NET YARDS BY OPP. (RUSHING AND PASSING)

SEASON
 5,889 1996
 5,615 2012
 5,391 2014
 5,368 2013

GAME
 548 10/20/96 at Den.
 540 11/29/98 vs. Ind.
 525 11/24/14 at NO
 524 12/24/00 vs. NYJ

FEWEST NET YARDS BY OPP. (RUSHING AND PASSING)

SEASON
 3,967 2000
 4,177 2008
 4,222 1999

GAME
 94 9/24/00 vs. Cin.
 107 10/10/04 at Was.
 112 11/26/00 vs. Cle.

MOST TOTAL NET YARDS, BOTH TEAMS

GAME
 974 11/24/14, Bal. (449) at NO (525)
 964 10/27/96, Bal. (478) vs. STL (486) - OT
 940 10/20/96, Bal. (392) at Den. (548)

FEWEST TOTAL NET YARDS, BOTH TEAMS

GAME
 339 10/10/04, Bal. (232) at Was. (107)
 351 10/24/11, Bal. (146) at Jax. (205)
 364 11/15/98, Bal. (161) at SD (203)

RUSHING

MOST RUSHING ATTEMPTS

SEASON
 592 2008
 552 2003
 511 2000

GAME
 55 12/4/11 at Cle.
 51 11/26/00 vs. Cle.
 47 10/10/10 vs. Den.
 46 12/30/12 at Cin.
 10/26/08 vs. Oak.
 9/7/08 vs. Cin.

FEWEST RUSHING ATTEMPTS

SEASON
 408 1998
 416 1996
 420 1997

GAME
 9 9/29/13 at Buf.
 12 3 times, last 10/21/12 at Hou.
 13 9/18/05 at Ten.
 12/16/01 vs. Pit.

MOST RUSHING ATTEMPTS BY OPPONENT

SEASON
 508 1996
 492 2012
 472 1998

GAME
 55 9/29/13 at Buf.
 51 10/7/12 at KC
 47 10/27/96 vs. STL - OT
 46 10/4/04 vs. KC

FEWEST RUSHING ATTEMPTS BY OPPONENT

SEASON
 361 2000
 366 2008
 367 2006

GAME
 11 10/6/13 at Mia.
 11/26/06 vs. Pit.
 13 10/10/10 vs. Den.
 9/10/06 at TB
 10/1/00 at Cle.

MOST YARDS GAINED RUSHING

SEASON
 2,674 2003
 2,376 2008
 2,200 2009

GAME
 343 9/14/03 vs. Cle.
 308 12/13/09 vs. Det.
 290 12/4/11 at Cle.
 276 12/21/03 at Cle.

FEWEST YARDS GAINED RUSHING

SEASON
 1,328 2013
 1,589 1997
 1,605 2005

GAME
 14 9/18/05 at Ten.
 24 9/29/13 at Buf.
 12/20/98 at Chi.
 33 12/21/14 at Hou.

MOST YARDS GAINED RUSHING BY OPPONENT

SEASON
 1,965 2012
 1,920 1996
 1,762 2002

GAME
 227 10/14/12 vs. Dal.
 222 10/20/96 at Den.
 214 10/7/12 at KC
 10/5/97 vs. Pit.
 207 11/16/08 at NYG

FEWEST YARDS GAINED RUSHING BY OPPONENT

SEASON
 970 2000
 1,214 2006
 1,231 1999

GAME
 4 9/24/00 vs. Cin.
 11 12/19/99 vs. NO
 21 11/26/06 vs. Pit.

HIGHEST AVERAGE GAIN, RUSHING

SEASON
 4.8 2003
 4.7 2009
 4.5 2014

LOWEST AVERAGE GAIN, RUSHING

SEASON
 3.1 2013
 3.4 2006
 3.6 2005

HIGHEST AVERAGE GAIN, RUSHING BY OPPONENT

SEASON
 4.0 2012
 3.9 2010
 3.8 2013, 1996
 3.7 2005, 2002

LOWEST AVERAGE GAIN, RUSHING BY OPPONENT

SEASON
 2.7 2000
 2.8 2007
 3.1 1999

MOST TOUCHDOWNS RUSHING

SEASON
 22 2009
 20 2008
 18 2003

GAME
 5 12/13/09 vs. Det.
 4 10/10/10 vs. Den.
 3 11 times, last 11/11/12 vs. Oak.

FEWEST TOUCHDOWNS RUSHING

SEASON
 5 2005
 7 2013, 1998, 1997
 9 2002, 2000, 1999

MOST TOUCHDOWNS RUSHING BY OPPONENT

SEASON
 18 1996
 17 2002, 1997
 15 2012
 12 1998

GAME
 4 10/9/05 at Det.
 3 9 times, last 10/26/14 at Cin.

TEAM RECORDS

FEWEST TOUCHDOWNS RUSHING BY OPPONENT

SEASON	RECORD
4	2008
5	2010, 2006, 2000
6	2003, 1999

PASSING

MOST PASSING ATTEMPTS

SEASON	RECORD
619	2013
586	1997
570	1996

GAME	RECORD
64	9/23/01 at Cin.
62	9/7/14 vs. Cin. & 9/5/13 at Den.
54	9/11/05 vs. Ind.

FEWEST PASSING ATTEMPTS

SEASON	RECORD
415	2003
433	2008
465	2004

GAME	RECORD
17	10/4/04 vs. KC 11/8/98 vs. Oak.
18	6 times, last 10/10/04 at Was.

MOST PASSING ATTEMPTS BY OPPONENT

SEASON	RECORD
599	1999
596	2010
595	2014

GAME	RECORD
69	12/24/00 vs. NYJ
62	12/13/10 at Hou.
56	12/13/98 vs. Min.

FEWEST PASSING ATTEMPTS BY OPPONENT

SEASON	RECORD
490	2007
501	2004
509	2006

GAME	RECORD
15	10/13/96 at Ind.
16	9/17/00 vs. Mia. 10/21/99 vs. KC

MOST PASS COMPLETIONS

SEASON	RECORD
363	2013
344	2014
341	2007

GAME	RECORD
35	9/7/14 vs. Cin.
34	9/5/13 at Den. 9/30/07 at Cle. 9/11/05 vs. Ind. 9/23/01 at Cin.

FEWEST PASS COMPLETIONS

SEASON	RECORD
217	2003
258	2004
261	2008

GAME	RECORD
7	9/14/03 vs. Cle.
8	12/7/03 vs. Cin. 12/12/99 at Pit.

MOST PASS COMPLETIONS BY OPPONENT

SEASON	RECORD
382	2014
360	2002
350	1996

GAME	RECORD
36	12/24/00 vs. NYJ
35	11/24/14 at NO 9/30/02 vs. Den.
34	11/30/14 vs. SD
32	3 times, last 10/5/14 at Ind.

FEWEST PASS COMPLETIONS BY OPPONENT

SEASON	RECORD
276	2008, 2004
279	2006
288	2011

GAME	RECORD
9	6 times, last 10/24/11 at Jax.

MOST NET YARDS GAINED, PASSING

SEASON	RECORD
3,978	1996
3,819	2014
3,739	2012

GAME	RECORD
404	10/27/96 vs. STL - OT
385	9/25/11 at STL
382	9/23/12 vs. NE

FEWEST NET YARDS GAINED, PASSING

SEASON	RECORD
2,255	2003
2,312	2004
2,808	2008

GAME	RECORD
37	12/17/00 at Ari.
40	11/5/07 at Pit.
47	11/28/04 at NE

MOST NET YARDS GAINED, PASSING BY OPPONENT

SEASON	RECORD
3,979	2014
3,969	1996
3,681	2013

GAME	RECORD
473	12/24/00 vs. NYJ
445	9/5/13 at Den.
421	9/20/09 at SD

FEWEST NET YARDS GAINED, PASSING BY OPPONENT

SEASON	RECORD
2,805	2003
2,875	2008
2,958	2005

GAME	RECORD
55	10/10/04 at Was.
60	9/13/10 at NYJ
64	12/10/00 vs. SD

MOST TIMES SACKED

SEASON	RECORD
56	1999
48	2013
43	2000

GAME	RECORD
7	8 times, last 12/18/11 at SD

FEWEST TIMES SACKED

SEASON	RECORD
17	2006
19	2014
33	2011, 2008

MOST TIMES OPPONENTS SACKED

SEASON	RECORD
60	2006
49	2014, 1999
48	2011

GAME	RECORD
9	11/24/11 vs. SF 11/26/06 vs. Pit. 11/16/97 vs. Phi. - OT
8	12/14/14 vs. Jax.
7	9/24/06 at Cle. 12/26/99 vs. Cin.

FEWEST TIMES OPPONENTS SACKED

SEASON	RECORD
27	2010
30	1996
32	2009, 2007

MOST CONSECUTIVE GAMES OPPONENTS SACKED

22	(6th game in 2012 - 11th game in 2013) (9th game in 2000 - 14th in 2001)
21	(5th game in 2008 - 9th game in 2009) (15th game in 2005 - 3rd in 2007) (8th game in 1997 - 12th in 1998)

HIGHEST COMPLETION PERCENTAGE

SEASON	RECORD
62.9	2009 (321-510)
62.7	2010 (308-491)
62.6	2006 (328-524)

GAME	RECORD
80.0	11/1/09 vs. Den. (20-25) 9/9/01 vs. Chi. (24-30)
79.4	11/1/98 vs. Jax. (27-34)
78.9	1/1/12 at Cin. (15-19)
77.8	12/10/06 at KC (21-27) 11/26/06 vs. Pit. (21-27)

LOWEST COMPLETION PERCENTAGE

SEASON	RECORD
49.5	1999 (270-546)
52.3	2003 (217-415)
54.7	2002 (262-479)

GAME	RECORD
30.8	12/12/99 at Pit. (8-26)
32.3	10/2/11 vs. NYJ (10-31)
35.3	11/15/98 at SD (12-34)

HIGHEST COMPLETION PERCENTAGE BY OPPONENT

SEASON	RECORD
65.2	1996 (350-537)
64.2	2014 (382-595)
62.8	2002 (360-573)

GAME	RECORD
83.9	11/17/96 at SF (26-31)
80.6	12/5/04 vs. Cin. (29-36)
79.4	10/14/01 at GB (27-34)

LOWEST COMPLETION PERCENTAGE BY OPPONENT

SEASON	RECORD
52.3	2008 (276-528)
53.8	2011 (288-535)
54.8	2006 (279-509), 1999 (328-599)

GAME	RECORD
31.4	10/2/11 vs. NYJ (11-35)
35.7	11/15/98 at SD (15-42)
36.4	11/30/08 at Cin. (12-33)

MOST TOUCHDOWNS PASSING

SEASON	RECORD
34	1996
27	2014
25	2010, 1997
22	2012
21	2011, 2009, 2006, 1999

GAME	RECORD
5	10/12/14 at TB; 9/10/00 vs. Jax.
4	5 times, last 12/20/09 vs. Chi.

FEWEST TOUCHDOWNS PASSING

SEASON	RECORD
13	2007, 2004
16	2008, 2003, 1998
17	2005

MOST TOUCHDOWNS PASSING BY OPPONENT

SEASON	RECORD
27	2007, 1996
25	2013
22	2014, 2010

GAME	RECORD
7	9/5/13 at Den.
6	11/2/14 at Pit.

FEWEST TOUCHDOWNS PASSING BY OPPONENT

SEASON	RECORD
11	2011, 2000
14	2004
15	2012

TEAM RECORDS

MOST PASSES HAD INTERCEPTED

SEASON
 23 2013
 21 2005
 20 2001, 1999, 1996

GAME
 5 9/29/13 at Buf.
 4 6 times, last 9/19/10 at Cin.

FEWEST PASSES HAD INTERCEPTED

SEASON
 10 2010
 11 2012, 2004
 12 2014, 2011, 2008

PUNTING

MOST PUNTS

SEASON
 104 1999
 97 2004
 92 1998

GAME
 10 6 times, last 9/5/13 at Den.

FEWEST PUNTS

SEASON
 60 2014
 69 1996
 73 2011

GAME
 0 11/7/10 vs. Mia.
 9/30/07 at Cle.
 1 6 times, last 11/30/14 vs. SD

MOST PUNTS BY OPPONENT

SEASON
 115 1999
 105 2003
 98 2013, 2001

GAME
 11 11/30/08 at Cin.
 12/19/99 vs. NO
 10 4 times, last 10/7/01 vs. Ten.

FEWEST PUNTS BY OPPONENT

SEASON
 68 1996
 76 2014, 2007
 78 2002

GAME
 0 12/18/11 at SD
 12/26/04 at Pit.
 1 11/30/14 vs. SD
 10/20/13 at Pit.
 10/14/12 vs. Dal.

HIGHEST GROSS PUNTING AVERAGE

SEASON
 47.4 2014
 47.1 2012
 46.5 2011

LOWEST GROSS PUNTING AVERAGE

SEASON
 38.0 2001
 40.2 2000
 40.5 2002

HIGHEST GROSS PUNTING AVERAGE BY OPPONENT

SEASON
 46.2 2012
 45.9 2014
 45.8 2013

LOWEST GROSS PUNTING AVERAGE BY OPPONENT

SEASON
 40.1 2004, 2003
 40.5 2005
 40.8 2002

HIGHEST NET PUNTING AVERAGE

SEASON
 43.3 2014
 40.8 2012
 39.9 2008

LOWEST NET PUNTING AVERAGE

SEASON
 32.9 2002, 2001
 33.9 2000
 34.6 2004

HIGHEST NET PUNTING AVERAGE BY OPPONENT

SEASON
 41.2 2012
 40.5 2014
 39.1 2010

LOWEST NET PUNTING AVERAGE BY OPPONENT

SEASON
 32.8 2002
 33.0 2005
 33.1 2004, 2000

PUNT RETURNS

MOST PUNT RETURNS

SEASON
 60 2004
 59 1999
 53 2003

GAME
 9 11/26/00 vs. Cle.
 8 11/25/12 at SD
 7 6 times, last 12/23/12 vs. NYG

FEWEST PUNT RETURNS

SEASON
 32 2014
 34 2002
 35 2007

MOST PUNT RETURNS BY OPPONENT

SEASON
 55 2005
 53 1997
 49 2012

GAME
 7 2 times, last 12/4/05 at Hou.
 6 17 times, last 11/10/13 vs. Cin.

FEWEST PUNT RETURNS BY OPPONENT

SEASON
 23 2014
 27 1996
 33 2011, 2001

MOST FAIR CATCHES

SEASON
 27 2011
 26 2012, 2010
 23 2014, 2003

GAME
 5 11/30/08 at Cin.
 4 8 times, last 9/5/13 at Den.

MOST FAIR CATCHES BY OPPONENT

SEASON
 28 1999
 24 1998
 23 2000

GAME
 6 12/19/99 vs. NO
 4 5 times, last 11/2/14 at Pit.

MOST YARDS, PUNT RETURNS

SEASON
 713 2000
 616 2004
 609 2013

GAME
 184 12/7/97 vs. Sea.
 173 12/24/00 vs. NYJ
 126 11/26/00 vs. Cle.

FEWEST YARDS, PUNT RETURNS

SEASON
 290 2009
 292 2014
 319 2010

MOST YARDS, PUNT RETURNS BY OPPONENT

SEASON
 481 2005
 471 2002
 468 1999

GAME
 117 11/2/97 at NYJ (OT)
 112 10/30/11 vs. Ari.
 110 11/23/97 vs. Ari.

FEWEST YARDS, PUNT RETURNS BY OPPONENT

SEASON
 166 2014
 183 2001
 245 2008

HIGHEST AVERAGE, PUNT RETURNS

SEASON
 15.8 2000 (45-713)
 14.2 2013 (43-609)
 13.4 1997 (42-564)

LOWEST AVERAGE, PUNT RETURNS

SEASON
 7.4 2010 (43-319), 2009 (39-290)
 7.7 2003 (53-410), 1999 (59-452)
 7.8 2006 (45-351)

HIGHEST AVERAGE, PUNT RETURNS BY OPPONENT

SEASON
 11.9 2011 (33-392)
 11.8 2002 (40-471)
 10.9 1999 (43-468)

LOWEST AVERAGE, PUNT RETURNS BY OPPONENT

SEASON
 5.5 2001 (33-183)
 6.4 2008 (38-245)
 7.1 1998 (40-284)

MOST TOUCHDOWNS ON PUNT RETURNS

SEASON
 2 2007, 2004, 2000, 1998, 1997
 1 2013, 2012, 2011, 2002

GAME
 2 12/24/00 vs. NYJ
 12/7/97 vs. Sea.
 1 10 times, last 9/22/13 vs. Hou.

MOST TDs ON PUNT RETURNS BY OPPONENT

SEASON
 2 2011, 2002
 1 2009, 2005, 1999, 1998

GAME
 1 8 times, last 12/24/11 vs. Cle.

KICKOFF RETURNS

MOST KICKOFF RETURNS

SEASON
 86 1996
 71 1997
 69 1998

GAME
 10 12/13/98 vs. Min.
 9 9/10/00 vs. Jax.
 8 6 times, last 10/18/09 at Min.

FEWEST KICKOFF RETURNS

SEASON
 38 2014
 42 2011
 44 2013
 45 2006, 2000
 50 2008

TEAM RECORDS

MOST KICKOFF RETURNS BY OPPONENT

SEASON
77 2009
76 2008
75 2006

GAME
9 12/13/09 vs. Det.
12/19/05 vs. GB
12/2/01 vs. Ind.

FEWEST KICKOFF RETURNS BY OPPONENT

SEASON
26 2014
36 2011
37 2012

MOST YARDS, KICKOFF RETURNS

SEASON
1,734 1996
1,700 1998
1,636 2012

GAME
367 12/13/98 vs. Min.
233 12/13/10 at Hou.
204 11/2/14 at Pit.

FEWEST YARDS, KICKOFF RETURNS

SEASON
1,005 2000
1,007 2008
1,046 2006

GAME
0 10 times, last 12/7/14 at Mia.

MOST YARDS, KICKOFF RETURNS BY OPPONENT

SEASON
1,720 2008
1,636 2006
1,565 2009

GAME
245 11/18/07 vs. Cle.
244 11/10/02 vs. Cin.
237 11/2/08 at Cle.
1/2/05 vs. Mia.

FEWEST YARDS, KICKOFF RETURNS BY OPP.

SEASON
601 2014
859 2012
873 2013

GAME
0 10 times, last 12/21/14 at Hou.

HIGHEST AVERAGE, KICKOFF RETURNS

SEASON
28.3 2014 (38-1,077)
27.3 2012 (60-1,636)
26.4 2013 (44-1,163)

LOWEST AVERAGE, KICKOFF RETURNS

SEASON
20.1 2008 (50-1,007)
20.2 1997 (71-1,435), 1996 (86-1,734)
20.3 1999 (54-1,098)

HIGHEST AVERAGE, KICKOFF RETURNS BY OPPONENT

SEASON
29.2 2011 (36-1,050)
26.0 2010 (38-987)
23.7 2007 (61-1,444)

LOWEST AVERAGE, KICKOFF RETURNS BY OPPONENT

SEASON
20.0 1996 (70-1,402)
20.3 2009 (77-1,565)
20.5 1998 (57-1,168)

MOST TOUCHDOWNS ON KICKOFF RETURNS

SEASON
2 2012, 1998

GAME
*2 12/13/98 vs. Min. * Ties NFL Record

MOST TDs ON KICKOFF RETURNS BY OPPONENT

SEASON
2 2008, 2004, 1998
1 2011, 2003, 2002, 1997

GAME
1 10 times, last 10/2/11 vs. NYJ

FUMBLES

MOST FUMBLES

SEASON
37 2003, 1997
35 2007
34 2002

GAME
7 10/13/02 at Ind.
10/22/00 vs. Ten.
5 10 times, last 12/20/08 at Dal.

FEWEST FUMBLES

SEASON
14 2012
15 2013
16 2014

MOST FUMBLES BY OPPONENT

SEASON
45 2000
29 2003
28 2005

GAME
8 10/8/00 at Jax.
5 6 times, last 10/2/11 vs. NYJ

FEWEST FUMBLES BY OPPONENT

SEASON
12 2007
17 1998
20 2009

MOST FUMBLES LOST

SEASON
26 2007
19 2003
18 2002

GAME
5 12/13/98 vs. Min.
4 4 times, last 11/11/07 vs. Cin.

FEWEST FUMBLES LOST

SEASON
5 2012
6 2013
7 2000

MOST FUMBLES LOST BY OPPONENT

SEASON
26 2000
17 2003
15 2005

GAME
4 4 times, last 9/11/11 vs. Pit.

FEWEST FUMBLES LOST BY OPPONENT

SEASON
6 2007, 2002, 1998
7 1996
8 2013, 2010, 2008

MOST OWN FUMBLES RECOVERED

SEASON
20 1997
19 2008, 2000
18 2003

FEWEST OWN FUMBLES RECOVERED

SEASON
8 2014
9 2013, 2012, 2007
10 2009, 1996

MOST OPPONENTS FUMBLES RECOVERED

SEASON
26 2000
17 2003
15 2005

GAME
4 4 times, last 9/11/11 vs. Pit.

FEWEST OPPONENTS FUMBLES RECOVERED

SEASON
5 1998
6 2007, 2002
7 1996

MOST TDs, FUMBLES RECOVERED, OWN & OPPONENT

SEASON
3 2011
2 2005, 2004
1 2009, 2008, 2006, 2003, 2002, 2001

GAME
2 10/2/11 vs. NYJ
1 11 times, last 9/25/11 at STL

MOST TDs, OWN FUMBLES RECOVERED

SEASON
1 2004, 2003, 2002

GAME
1 12/5/04 vs. Cin.
9/21/03 at SD
12/29/02 at Pit.

MOST TDs, OPPONENTS FUMBLES RECOVERED

SEASON
3 2011
2 2005
1 2009, 2008, 2006, 2004, 2001

GAME
2 10/2/11 vs. NYJ
1 8 times, last 9/25/11 at STL

INTERCEPTIONS

MOST INTERCEPTIONS

SEASON
28 2006
26 2008
25 2002

GAME
5 10/14/07 vs. STL
4 11 times, last 12/29/13 at Cin.

FEWEST INTERCEPTIONS

SEASON
11 2014, 2005
13 2012
15 2011, 1996

MOST INTERCEPTIONS BY OPPONENT

SEASON
23 2013
21 2005
20 2001, 1999, 1996

GAME
5 9/29/13 at Buf.
4 6 times, last 9/19/10 at Cin.

FEWEST INTERCEPTIONS BY OPPONENT

SEASON
10 2010
11 2012, 2004
12 2014, 2011, 2008

MOST CONSECUTIVE GAMES W/ INTERCEPTIONS

10 2005-06 (game 16 in '05 through 1st 9 in '06)
9 2010-11 (game 12 in '10 through 1st 4 in '11)
2006 (games 1-9)

TEAM RECORDS

MOST CONSECUTIVE GAMES W/ INTs BY OPPONENT

9	2001 (games 5-13)
7	1998 (games 5-11) 1996-97 (last 4 through 1st 3)

MOST INTERCEPTION YARDS

SEASON	
700	2004
544	2006
511	2003

GAME	
183	12/24/00 vs. NYJ
162	11/23/08 vs. Phi.
156	10/24/04 vs. Buf.

FEWEST INTERCEPTION YARDS

SEASON	
135	2014
147	1996
160	2013

MOST INTERCEPTION YARDS BY OPPONENT

SEASON	
349	1996
331	2001
293	2007

GAME	
108	10/21/99 vs. KC
103	12/19/04 at Ind.
100	11/18/07 vs. Cle.

FEWEST INTERCEPTION YARDS BY OPPONENT

SEASON	
104	2008
118	1997
142	2006

MOST TDs ON INTERCEPTIONS

SEASON	
5	2008, 2006, 2004
4	2003, 1999
3	2010

GAME	
2	11/21/10 at Car. 10/29/06 at NO
1	39 times, last 11/24/14 at NO

MOST TDs ON INTERCEPTIONS BY OPPONENT

SEASON	
4	2013
3	2012, 2005, 2001, 1999, 1996
2	2000

GAME	
2	10/21/99 vs. KC
1	23 times, last 12/29/13 at Cin.

PENALTIES

FEWEST PENALTIES

SEASON	
89	2001
90	2010
92	2011
GAME	
1	5 times, last 12/26/10 at Cle.

MOST PENALTIES

SEASON	
139	2005
126	2003
125	1999
GAME	
21	10/9/05 at Det.
14	4 times, last 11/30/14 vs. SD

FEWEST PENALTIES BY OPPONENT

SEASON	
79	2006
84	2007, 2000
88	2009

GAME	
0	12/23/07 at Sea.
1	11/11/10 at Atl. 12/20/09 vs. Chi. 12/8/96 at Cin.

MOST PENALTIES BY OPPONENT

SEASON	
126	2013
122	1999, 1998
117	2010
GAME	
16	11/15/98 at SD
15	10/10/99 at Ten. 11/21/99 at Cin.
14	4 times, last 9/22/13 vs. Hou.

FEWEST PENALTIES, BOTH TEAMS

GAME	
3	12/26/10, Bal. (1) at Cle. (2)
4	9/8/96, Bal. (1) at Pit. (3)
5	12/20/09, Bal. (4) vs. Chi. (1) 12/16/07, Bal. (1) at Mia. (4) 12/8/96, Bal. (4) at Cin. (1)

MOST PENALTIES, BOTH TEAMS

GAME	
30	11/15/98, Bal. (14) at SD (16)
28	10/9/05, Bal. (21) at Det. (7)
24	9/22/13, Bal. (10) vs. Hou. (14) 9/23/12, Bal. (14) vs. NE (10) 10/10/99, Bal. (9) at Ten. (15)

FEWEST YARDS PENALIZED

SEASON	
673	2010
728	2001
730	2000
GAME	
5	12/26/10 at Cle. 12/16/07 at Mia. 11/10/02 vs. Cin.
10	11/29/98 vs. Ind. 9/8/96 at Pit.

MOST YARDS PENALIZED

SEASON	
1,127	2012
1,094	2009
1,067	2005
GAME	
147	10/9/05 at Det.
146	10/6/96 vs. NE
135	9/23/12 vs. NE & 12/7/09 at GB

FEWEST YARDS OPPONENT PENALIZED

SEASON	
535	2000
580	2006
728	2007
GAME	
0	12/23/07 at Sea.
5	11/11/10 at Atl. 12/8/96 at Cin. 9/12/09 vs. Chi.

MOST YARDS OPPONENT PENALIZED

SEASON	
1,196	2013
1,118	1999
1,032	2011
GAME	
212	10/10/99 at Ten.
175	12/7/09 at GB
146	11/15/98 at SD

FEWEST YARDS PENALIZED, BOTH TEAMS

GAME	
25	12/26/10, Bal. (5) at Cle. (20)
30	12/16/07, Bal. (5) at Mia. (25) 9/8/96, Bal. (10) at Pit. (20)
35	12/20/09, Bal. (26) vs. Chi. (9) 12/10/00, Bal. (15) vs. SD (20) 11/16/97, Bal. (15) vs. Phi. (20)

MOST YARDS PENALIZED, BOTH TEAMS

GAME	
310	12/7/09, Bal. (135) at GB (175)
293	10/10/99, Bal. (81) at Ten. (212)
252	11/15/98, Bal. (106) at SD (146)

TURNOVERS

MOST TURNOVERS

SEASON	
40	2007
38	2003
36	2005, 2001
GAME	
7	11/9/03 at STL 11/9/97 at Pit.
6	4 times, last 11/11/07 vs. Cin.

FEWEST TURNOVERS

SEASON	
16	2012
20	2014, 2010
21	2008

MOST TURNOVERS BY OPPONENT

SEASON	
49	2000
41	2003
40	2006
GAME	
7	9/11/11 vs. Pit.
6	6 times, last 12/20/09 vs. Chi.

FEWEST TURNOVERS BY OPPONENT

SEASON	
22	2014, 1996
23	2007, 1998
24	2013

MOST TURNOVERS, BOTH TEAMS

SEASON	
79	2003
75	2000
64	2001

GAME	
11	11/9/03, Bal. (7) at STL (4)

MOST TDs BY RAVENS OFF TURNOVERS

SEASON	
7	2004 (5 INTs, 2 FRs)
6	2008 (5 INTs, 1 FR) 2006 (5 INTs, 1 FR)
4	2011 (3 FRs, 1 INT), 2003 (4 INTs), 1999 (4 INTs)

GAME	
3	10/2/11 vs. NYJ (2 FRs, 1 INT)
2	11/21/10 at Car. (2 INTs) 10/29/06 at NO (2 INTs)
1	41 times, last 11/24/14 at NO (1 INT)

MOST TDs BY OPPONENT OFF TURNOVERS

SEASON	
5	2013 (4 INTs, 1 FR)
4	1999 (3 INTs, 1 FR), 1996 (3 INTs, 1 FR)
3	2012, (3 INTs), 2008, (2 FRs, 1 INT), 2007 (2 FRs, 1 INT), 2005 (3 INTs), 2001 (3 INTs)
GAME	
2	12/22/13 vs. NE (1 INT, 1 FR) 10/21/99 vs. KC (2 INTs)
1	35 times, last 12/29/13 at Cin.

OPPONENT SINGLE-GAME BESTS

SCORING

MOST POINTS

- 21 Shayne Graham 11/11/07 vs. Cin. (7 FGs)
- 20 Gary Anderson 12/13/98 vs. Min. (6 FGs, 2 PATs)
- 19 Randy Bullock 12/21/14 at Hou. (6 FGs, 1 PAT)

MOST TOUCHDOWNS

- 3 Lee Evans 10/24/10 vs. Buf. (3 receiving)
- Joseph Addai 12/9/07 vs. Ind. (2 rush, 1 receiving)
- Deuce McAllister 12/8/02 vs. NO (3 rushing)
- Jimmy Smith 9/10/00 vs. Jax. (3 receiving)
- Karim Abdul-Jabbar 10/19/97 vs. Mia. (3 rushing)
- Tony Martin 9/28/97 at SD (3 receiving)
- Ed McCaffrey 10/20/96 at Den. (3 receiving)

MOST PATs ATTEMPTED

- 7 Matt Prater 9/5/13 at Den.
- 6 4 times, last by Adam Vinatieri 12/9/07 vs. Ind.

MOST PATs MADE

- 7 Matt Prater 9/5/13 at Den.
- 6 4 times, last by Adam Vinatieri 12/9/07 vs. Ind.

MOST FGs ATTEMPTED

- 7 Shayne Graham 11/11/07 vs. Cin.
- 6 3 times, last by Randy Bullock 12/21/14 at Hou.
- 5 13 times, last by Josh Scobee 12/14/14 vs. Jax.

MOST FGs MADE

- 7 Shayne Graham 11/11/07 vs. Cin.
- Randy Bullock 12/21/14 at Hou.
- Gary Anderson 12/13/98 vs. Min.
- 5 8 times by 6 different players, last by Mike Nugent 9/7/14 vs. Cin.

LONGEST FG ATTEMPTED

- 60 John Hall 9/13/98 at NYJ
- 57 Matt Bryant 10/19/14 vs. Atl.
- Caleb Sturgis 10/6/13 at Mia.
- Mike Vanderjagt 10/13/02 at Ind.
- 54 Josh Scobee (2) 10/24/11 at Jax.
- Phil Dawson 11/2/08 at Cle.
- Nate Kaeding 10/11/06 vs. SD

LONGEST FG MADE

- 54 Josh Scobee (2) 10/24/11 at Jax.
- Phil Dawson 11/2/08 at Cle.
- Nate Kaeding 10/11/06 vs. SD
- 53 Josh Scobee 12/14/14 vs. Jax.
- Ryan Succop 9/13/09 vs. KC
- Mike Vanderjagt 11/29/98 vs. Ind.

RUSHING

MOST RUSHING ATTEMPTS

- 36 Ricky Williams 11/16/03 at Mia.
- 34 Cedric Benson 11/8/09 at Cin.
- 33 Priest Holmes 10/4/04 vs. KC
- 32 Marshawn Lynch 11/13/11 at Sea.
- Deuce McAllister 12/8/02 vs. NO

MOST YARDS RUSHING

- 194 Terrell Davis 10/20/96 at Den.
- 192 Marshall Faulk 11/29/98 vs. Ind.
- 163 James Allen 12/20/98 at Chi.
- 155 Domanick Davis (Williams) 12/4/05 vs. Hou.
- 151 Fred Taylor 10/20/02 vs. Jax.

HIGHEST RUSHING AVERAGE (MIN. 10 CARRIES)

- 11.3 Marshall Faulk 11/29/98 vs. Ind.
- 7.4 Sammy Morris 1/2/05 vs. Mia.
- 7.1 James Allen 12/20/98 at Chi.
- 6.9 Terrell Davis 10/20/96 at Den.
- 6.6 DeMarco Murray 10/14/12 vs. Dal.
- Brandon Jacobs 11/16/08 at NYG

LONGEST RUSH FROM SCRIMMAGE

- 77 Ahmad Bradshaw 11/16/08 at NYG
- 77 Shawn Bryson 10/9/05 at Det.
- 74t Kordell Stewart 10/5/97 vs. Pit
- 71t Terrell Davis 10/20/96 at Den.
- 68t Marshall Faulk 11/29/98 vs. Ind.

MOST RUSHING TDs

- 3 Deuce McAllister 12/8/02 vs. NO
- Karim Abdul-Jabbar 10/19/97 vs. Mia.
- 2 20 times by 19 players, last by Andy Dalton 10/26/14 at Cin.

PASSING

MOST PASSING ATTEMPTS

- 69 Vinny Testaverde 12/24/00 vs. NYJ
- 62 Matt Schaub 12/13/10 at Hou.
- 55 Randall Cunningham 12/13/98 vs. Min.
- 53 Brian Griese 9/30/02 vs. Den.
- 52 Brandon Weeden 9/27/12 vs. Cle.
- Carson Palmer 9/26/04 at Cin.

MOST PASS COMPLETIONS

- 36 Vinny Testaverde 12/24/00 vs. NYJ
- 35 Drew Brees 11/24/14 at NO
- Brian Griese 9/30/02 vs. Den.
- 34 Philip Rivers 11/30/14 vs. SD
- 32 Andrew Luck 10/5/14 at Ind.
- Carson Palmer 1/2/11 vs. Cin.
- Matt Ryan 11/11/10 at Atl.
- Randall Cunningham 12/13/98 vs. Min.

MOST YARDS PASSING

- 481 Vinny Testaverde 12/24/00 vs. NYJ
- 462 Peyton Manning 9/5/13 at Den.
- 436 Philip Rivers 9/20/09 at SD
- 420 Drew Brees 11/24/14 at NO
- 393 Matt Schaub 12/13/10 at Hou.

HIGHEST COMPLETION PERCENTAGE

- 83.9 Elvis Grbac 11/17/96 at SF (26-31)
- 83.3 Rob Johnson 8/31/97 vs. Jax. (20-24)
- 80.6 Carson Palmer 12/5/04 vs. Cin. (29-36)
- 79.4 Brett Favre 10/14/01 at GB (27-34)

LONGEST COMPLETION

- 90t Kordell Stewart to Bobby Shaw 12/16/01 vs. Pit.
- 88t Brian St. Pierre to David Gettis 11/21/10 at Car.
- 82t Jon Kitna to Chad Johnson 10/19/03 at Cin.
- 81t Philip Rivers to Darren Sproles 9/20/09 at SD
- 81t Josh Miller to Chris Hope 12/28/03 vs. Pit.

MOST TD PASSES

- 7 Peyton Manning 9/5/13 at Den.
- 6 Ben Roethlisberger 11/2/14 at Pit.
- 5 Ben Roethlisberger 11/5/07 at Pit.
- Matt Hasselbeck 11/23/03 vs. Sea.

MOST INTERCEPTIONS THROWN

- 5 Gus Frerotte 10/14/07 vs. STL
- 4 4 times, last by Andy Dalton 12/29/13 at Cin.

RECEIVING

MOST RECEPTIONS

- 15 Jimmy Smith 9/10/00 vs. Jax.
- 14 Anquan Boldin 9/23/07 vs. Ari.
- 13 Dez Bryant 10/14/12 vs. Dal.

HIGHEST AVG. GAIN PER RECEPTION (MIN. 3)

- 38.8 Tony Martin 9/28/97 at SD (4-155)
- 36.5 Chris Chambers 1/2/05 vs. Mia. (4-146)
- 36.3 Greg Camarillo 12/16/07 at Mia. (3-109)
- 32.7 Larry Fitzgerald 10/30/11 vs. Ari. (3-98)
- 32.3 Braylon Edwards 9/30/07 at Cle. (3-97)
- Plaxico Burress 12/26/04 at Pit. (3-97)

MOST RECEIVING YARDS

- 291 Jimmy Smith 9/10/00 vs. Jax.
- 229 Isaac Bruce 10/27/96 vs. STL - OT
- 189 Steve Smith 10/15/06 vs. Car.
- 181 Anquan Boldin 9/23/07 vs. Ari.

MOST TOUCHDOWN RECEPTIONS

- 3 Lee Evans 10/24/10 vs. Buf.
- Jimmy Smith 9/10/00 vs. Jax.
- Tony Martin 9/28/97 at SD
- Ed McCaffrey 10/20/96 at Den.

INTERCEPTIONS

MOST INTERCEPTIONS

- 3 Anthony Henry 11/18/01 vs. Cle.
- 2 24 times, last by Kareem Jackson 12/21/14 at Hou.

MOST INTERCEPTION RETURN YARDAGE

- 100 Brodney Pool 11/18/07 vs. Cle. (1 TD ret.)
- 98 Chris Harris 12/16/12 vs. Den. (1 TD ret.)
- 97 Derrick Brooks 9/15/02 vs. TB (1 TD ret.)
- 87 Perry Phenix 11/12/00 at Ten. (1 TD ret.)

HIGHEST AVG. ON INT. RETURN YARDAGE (MIN. 2)

- 37.0 Gary Brackett 12/9/07 vs. Ind. (2-74)
- 30.0 Aaron Ross 11/16/08 at NYG (2-60)
- 29.5 Jerametrius Butler 11/9/03 at STL (2-59)
- James Hasty 10/21/99 vs. KC (2-59)

LONGEST INTERCEPTION RETURN

- 100t Brodney Pool 11/18/07 vs. Cle.
- 98t Chris Harris 12/16/12 vs. Den.
- 97t Derrick Brooks 9/15/02 vs. TB

INTERCEPTION RETURN TOUCHDOWNS

- 1 25 times, last by Dre Kirkpatrick 12/29/13 at Cin.

SACKS

MOST SACKS

- 4 Antwan Barnes 12/18/11 at SD
- 3.5 James Harrison 11/5/07 at Pit.
- Gerald Dixon 12/21/97 at Cin.
- 3 13 times, last by Vincent Rey 11/10/13 vs. Cin.

MOST SACK YARDAGE

- 30.0 James Harrison 9/29/08 at Pit. (2.5 sacks)
- 25.5 James Harrison 11/5/07 at Pit. (3.5 sacks)
- 25.0 Robert Mathis 10/12/08 at Ind. (3 sacks)
- Kenard Lang 9/12/04 at Cle. (3 sacks)

PUNTING

MOST PUNTS

- 11 Kyle Larson 11/30/08 at Cin.
- Tommy Barnhardt 12/19/99 vs. NO
- 10 4 times, last by Craig Hentrich 10/7/01 vs. Ten

HIGHEST GROSS PUNTING AVERAGE (4 PUNTS)

- 57.6 Andy Lee 11/24/11 vs. SF (5 punts)
- 54.8 Tim Masthay 10/13/13 vs. GB (6 punts)
- Shane Lechler 11/11/12 vs. Oak. (4 punts)
- 53.8 Mike Scifres 10/1/06 vs. SD (5 punts)

LONGEST PUNT

- 74 Andy Lee 10/7/07 at SF
- 71 Mike Scifres 10/1/06 vs. SD
- 70 Mike Scifres 11/25/07 at SD

MOST PUNTS INSIDE 20

- 8 Bryan Barker 11/14/99 at Jax.
- 5 Britton Colquitt 9/5/13 at Den.
- Matt Turk 11/16/03 at Mia.

PUNT RETURNS

MOST PUNT RETURNS

- 7 Alvin Pearman 11/13/05 at Jax.
- 6 13 times, last by Trindon Holliday 12/16/12 vs. Den.

MOST PUNT RETURN YARDAGE

- 117 Leon Johnson 11/2/97 at NYJ - OT
- 112 Patrick Peterson 10/30/11 vs. Ari.
- 110 Kevin Williams 11/23/97 vs. Ari.

HIGHEST PUNT RETURN AVERAGE (3 RETURNS)

- 33.3 Richard Crawford 12/9/12 at Was. (3 returns)
- 30.7 Avion Black 12/15/02 at Hou. (3 returns)
- 28.0 Patrick Peterson 10/30/11 vs. Ari. (4 returns)

LONGEST PUNT RETURN

- 86t Craig Yeast 11/21/99 at Cin.
- 84t Joshua Cribbs 12/24/11 vs. Cle.
- 82t Patrick Peterson 10/30/11 vs. Ari.

TDs

- 1 8 times, last by Joshua Cribbs 12/24/11 vs. Cle. (84)

KICKOFF RETURNS

MOST KICKOFF RETURNS

- 8 Terrence Wilkins 12/2/01 vs. Ind.
- 7 7 times, last by Joshua Cribbs 11/2/08 at Cle.

MOST KICKOFF RETURN YARDAGE

- 245 Joshua Cribbs 11/18/07 vs. Cle. (7 ret.)
- 237 Joshua Cribbs 11/2/08 at Cle. (7 ret.)
- 228 Brandon Bennett 11/10/02 vs. Cin. (6 ret.)

HIGHEST KICKOFF RETURN AVERAGE (3 RETURNS)

- 44.3 Quintin Demps 11/23/08 vs. Phi. (4-177)
- 43.0 Will Blackwell 10/5/97 vs. Pit. (3-129)
- 40.3 Dante Hall 9/28/03 vs. KC (3-121)

LONGEST KICKOFF RETURN

- 107t Joe McKnight 10/2/11 vs. NYJ
- 100t Quintin Demps 11/23/08 vs. Phi.
- 97t 3 times, last by Dante Hall 9/28/03 vs. KC

TDs

- 1 10 times, last by Joe McKnight 10/2/11 vs. NYJ (107)



POSTSEASON RECORDS

SERVICE/SCORING RECORDS

ABBREVIATIONS

WC - WILD CARD
D - DIVISIONAL PLAYOFF
A - AFC CHAMPIONSHIP
SB - SUPER BOWL

SERVICE

MOST GAMES PLAYED

21 Ray Lewis, 2008-12, 2006, 2003, 2000-01
17 **Terrell Suggs, 2014, 2008-12, 2006, 2003**
16 **Sam Koch, 2014, 2008-12, 2006**
Haloti Ngata, 2014, 2008-12, 2006
15 **Joe Flacco, 2014, 2008-12**
Ed Reed, 2008-12, 2006, 2003
12 **Marshal Yanda, 2014, 2008-12**
Ray Rice, 2008-12
11 Brendon Ayanbadejo, 2008-12
Todd Heap, 2008-10, 2006, 2003, 2001
Jarret Johnson, 2008-11, 2006, 2003
Matt Stover, 2008, 2006, 2003, 2000-01

MOST GAMES, HEAD COACH

15 **John Harbaugh, 2014, 2008-12**
8 Brian Billick, 2006, 2003, 2000-01

MOST GAMES WON, HEAD COACH

10 **John Harbaugh, 2014, 2008-12**
5 Brian Billick, 2006, 2003, 2000-01

MOST GAMES LOST, HEAD COACH

5 **John Harbaugh, 2014, 2008-12**
3 Brian Billick, 2006, 2003, 2000-01

SCORING

MOST POINTS SCORED

Career
70 Matt Stover (22-22 PATs, 16-19 FGs),
2008, 2006, 2003, 2000-01
47 **Justin Tucker (23-23 PATs, 8-8 FGs), 2014, 2012**
46 Billy Cundiff (13-13 PATs, 11-12 FGs), 2009-11
36 Anquan Boldin (6 TDs), 2010-12
Ray Rice (6 TDs), 2008-12

Game

12 **Justin Tucker (1/3/15 at Pit.) - WC**
Anquan Boldin (1/20/13 at NE) - A
Billy Cundiff (1/9/11 at KC) - WC
Jacoby Jones (2/3/13 at SF) - SB
Jamal Lewis (12/31/00 vs. Den.) - WC
Willis McGahee (1/18/09 at Pit.) - A
Ray Rice (1/10/10 at NE) - WC
Torrey Smith (1/12/13 at Den.) - D

MOST POINTS BY A ROOKIE

Season

28 **Justin Tucker (16-16 PATs, 4-4 FGs), 2012**

Game

12 Jamal Lewis (12/31/00 vs. Den.) - WC

MOST CONSECUTIVE GAMES SCORING

11 Matt Stover, 2008, 2006, 2003, 2000-01

MOST TOUCHDOWNS

Career

6 Anquan Boldin, 2010-12
Ray Rice, 2008-12
4 Torrey Smith, 2014, 2011-12
Jamal Lewis, 2006, 2003, 2000
Willis McGahee, 2008-10
Dennis Pitta, 2014, 2011-12

Game

2 Anquan Boldin (1/20/13 at NE) - A
Jacoby Jones (2/3/13 at SF) - SB
Jamal Lewis (12/31/00 vs. Den.) - WC
Willis McGahee (1/18/09 at Pit.) - A
Ray Rice (1/10/10 at NE) - WC
Torrey Smith (1/12/13 at Den.) - D

MOST TOUCHDOWNS BY A ROOKIE

Season

4 Jamal Lewis, 2000

Game

2 Jamal Lewis (12/31/00 vs. Den.) - WC

MOST CONSECUTIVE GAMES SCORING A TD

2 Seven times, last by
Anquan Boldin (1/20/13 at NE) - A
through (2/3/13 at SF) - SB
Dennis Pitta (1/20/13 at NE) - A
through (2/3/13 at SF) - SB

MOST (KICKING) PAT ATTEMPTED

Career

23 **Justin Tucker, 2014, 2012**
22 Matt Stover, 2008, 2006, 2003, 2000-01
13 Billy Cundiff, 2009-11

Game

5 **Justin Tucker (1/12/13 at Den.) - D**
4 4 times, last by **Justin Tucker**
(1/10/15 at NE) - D

MOST (KICKING) PAT MADE

Career

23 **Justin Tucker, 2014, 2012**
22 Matt Stover, 2008, 2006, 2003, 2000-01
13 Billy Cundiff, 2009-11

Game

5 **Justin Tucker (1/12/13 at Den.) - D**
4 4 times, last by **Justin Tucker**
(1/10/15 at NE) - D

MOST CONSECUTIVE (KICKING) PAT

23 **Justin Tucker, 2014, 2012**
22 Matt Stover, 2008, 2006, 2003, 2000-01
13 Billy Cundiff, 2009-11

HIGHEST (KICKING) PAT PERCENTAGE

Career

1.000 **Justin Tucker (23-23), 2014, 2012**
Billy Cundiff (13-13), 2009-11
Matt Stover (22-22), 2008, 2006, 2003, 2000-01

MOST 2-POINT CONVERSIONS

Career

None

Game

None

MOST FIELD GOALS ATTEMPTED

Career

19 Matt Stover 2008, 2006, 2003, 2000-01
12 Billy Cundiff, 2009-11
8 **Justin Tucker (2014, 2012)**

Game

4 Matt Stover (1/14/01 at Oak.) - A
3 **Justin Tucker (1/3/15 at Pit.) WC**
Billy Cundiff (1/22/12 at NE) - A
Billy Cundiff (1/9/11 at KC) - WC
Matt Stover (1/13/02 at Mia.) - D
Matt Stover (1/28/01 at NYG) - SB

MOST FIELD GOALS MADE

Career

16 Matt Stover 2008, 2006, 2003, 2000-01
11 Billy Cundiff, 2009-11
8 **Justin Tucker (2014, 2012)**

Game

3 **Justin Tucker (1/3/15 at Pit.) - WC**
Billy Cundiff (1/9/11 at KC) - WC
Matt Stover (1/14/01 at Oak.) - A

LONGEST FIELD GOAL

52 **Justin Tucker (1/3/15 at Pit.) - WC**
51 Matt Stover (1/13/07 vs. Ind.) - D
48 Billy Cundiff (1/15/12 vs. Hou.) - D
47 **Justin Tucker (1/12/13 at Den.) - D (20T)**
47 Matt Stover (1/28/01 at NYG) - SB

LONGEST FIELD GOAL ATTEMPTED

52 **Justin Tucker (1/3/15 at Pit.) - WC**
51 Matt Stover (1/13/07 vs. Ind.) - D
48 Billy Cundiff (1/15/12 vs. Hou.) - D
47 **Justin Tucker (1/12/13 at Den.) - D (20T)**
47 Matt Stover (1/28/01 at NYG) - SB

HIGHEST FIELD GOAL PERCENTAGE

Career (min. 5 attempts)

1.000 **Justin Tucker (8-8), 2014, 2012**
.917 Billy Cundiff (11-12), 2009-11
.842 Matt Stover (16-19), 2008, 2006, 2003,
2000-01

MOST SAFETIES

Career

None

Game

None



POSTSEASON PASSING RECORDS

TOP 5 CAREER PASSING YARDS

RK	NAME (SEASONS)	ATT.	CMP.	PCT.	YDS.	AVG./ATT.	TD	PCT TD	INT.	PCT INT.	LG	SACKS/ YDS.	LOST	RATE
1	Flacco, Joe (2014, 2008-12)	447	253	56.6	3,223	7.21	25	5.6	10	2.2	70t	28/184	88.6	
2	Dilfer, Trent (2000)	73	35	47.9	590	8.08	3	4.1	1	1.4	96t	10/82	83.7	
3	Grbac, Elvis (2001)	55	30	54.5	286	5.20	1	1.8	3	5.5	45	4/37	52.5	
4	Wright, Anthony (2003)	37	20	54.1	214	5.78	1	2.7	2	5.4	35t	2/13	57.7	
5	McNair, Steve (2006)	29	18	62.1	173	5.97	0	0.0	2	6.9	23	2/12	49.9	

LONGEST PASS PLAYS

96t	Trent Dilfer to Shannon Sharpe at Oak., 1/14/01 - A	48t	Joe Flacco to Derrick Mason at Ten., 1/10/09 - D
70t	Joe Flacco to Jacoby Jones at Den., 1/12/13 - D	47	Joe Flacco to Ray Rice vs. Ind., 1/6/13 - WC
59t	Joe Flacco to Torrey Smith at Den., 1/12/13 - D	46	Joe Flacco to Anquan Boldin vs. Ind., 1/6/13 - WC
58t	Trent Dilfer to Shannon Sharpe vs. Den., 12/31/00 - WC	45	Elvis Grbac to Travis Taylor at Mia., 1/13/02 - WC
56t	Joe Flacco to Jacoby Jones at SF, 2/3/13 - SB	44	Trent Dilfer to Qadry Ismail at NYG, 1/28/01 - SB
56	Trent Dilfer to Shannon Sharpe at Ten., 1/7/01 - D	42	Joe Flacco to Torrey Smith at NE, 1/22/12 - A
50	Joe Flacco to Anquan Boldin vs. Ind., 1/6/13 - WC		

PASSING RECORDS

HIGHEST QUARTERBACK PASSER RATING

Career (min. 60 attempts)
88.6 Joe Flacco, 2014, 2008-12
 83.7 Trent Dilfer, 2000

Game (min. 20 attempts)
125.6 Joe Flacco (1/6/13 vs. Ind.) - WC
124.2 Joe Flacco (2/3/13 at SF) - SB

MOST PASS ATTEMPTS

Career
447 Joe Flacco, 2014, 2008-12
 73 Trent Dilfer, 2000

Game
45 Joe Flacco (1/10/15 at NE) - D
 37 Elvis Grbac (1/20/02 at Pit.) - D
 Anthony Wright (1/3/04 vs. Ten.) - WC
36 Joe Flacco (1/20/13 at NE) - A
Joe Flacco (1/22/12 at NE) - A

MOST PASS COMPLETIONS

Career
253 Joe Flacco, 2014, 2008-12
 35 Trent Dilfer, 2000

Game
28 Joe Flacco (1/10/15 at NE) - D
25 Joe Flacco (1/9/11 at KC) - WC
22 Joe Flacco (2/3/13 at SF) - SB
Joe Flacco (1/22/12 at NE) - A

MOST PASSING YARDAGE

Career
3,223 Joe Flacco, 2014, 2008-12
 590 Trent Dilfer, 2000

Game
331 Joe Flacco (1/12/13 at Den.) - D
306 Joe Flacco (1/22/12 at NE) - A
292 Joe Flacco (1/10/15 at NE) - D

MOST 300-YARD PASSING GAMES

Career
2 Joe Flacco, 2014, 2008-12

LONGEST COMPLETION

96t Trent Dilfer (1/14/01 at Oak.) - A
 70t Joe Flacco (1/12/13 at Den.) - D

HIGHEST COMPLETION PERCENTAGE

Career
 62.1 Steve McNair, 2006
56.6 Joe Flacco, 2014, 2008-12

Game (min. 20 attempts)
73.5 Joe Flacco (1/9/11 at KC) - WC
66.7 Joe Flacco (2/3/13 at SF) - SB

HIGHEST AVERAGE GAIN PER ATTEMPT

Career
 8.08 Trent Dilfer, 2000
7.21 Joe Flacco, 2014, 2008-12

Game (min. 20 attempts)
12.26 Joe Flacco (1/6/13 vs. Ind.) - WC
9.74 Joe Flacco (1/12/13 at Den.) - D

MOST PASSING TOUCHDOWNS

Career
25 Joe Flacco, 2014, 2008-12
 3 Trent Dilfer, 2000

Game
4 Joe Flacco (1/10/15 at NE) - D
3 Joe Flacco (2/3/13 at SF) - SB
Joe Flacco (1/20/13 at NE) - A
Joe Flacco (1/12/13 at Den.) - D
2 5 times, last by Joe Flacco
(1/3/15 at Pit.) - WC

MOST GAMES, 4 TD PASSES

Career
1 Joe Flacco, 2014, 2008-12

MOST GAMES, 3 OR MORE TD PASSES

Career
4 Joe Flacco, 2014, 2008-12

MOST CONSECUTIVE GAMES, TD PASSES

10 Joe Flacco (1/9/11 at KC) - WC
through (1/10/15 at NE) - D
2 Trent Dilfer (1/14/01 at Oak.) - A
through (1/28/01 at NYG) - SB

MOST CONSECUTIVE PASSES ATTEMPTED, NONE INTERCEPTED

***197 Joe Flacco (1/22/12 at NE) - A**
through (1/10/15 at NE) - D
60 Joe Flacco (1/15/11 at Pit.) - D
through (1/22/12 at NE) - A

MOST PASSES HAD INTERCEPTED

Career
10 Joe Flacco, 2014, 2008-12
 3 Elvis Grbac, 2001
Game
3 Joe Flacco (1/18/09 at Pit.) - A
 Elvis Grbac (1/20/02 at Pit.) - D

MOST PASS ATTEMPTS, NO INTERCEPTIONS

Game
36 Joe Flacco (1/20/13 at NE) - A
34 Joe Flacco (1/12/13 at Den.) - D
Joe Flacco (1/9/11 at KC) - WC

LOWEST PERCENTAGE, PASSES HAD INTERCEPTED

Career
 1.4 Trent Dilfer (1 in 73), 2000
2.2 Joe Flacco (10 in 447), 2014, 2008-12


MOST TIMES SACKED

Career
28 Joe Flacco, 2014, 2008-12
 10 Trent Dilfer, 2000
Game
5 Joe Flacco (1/15/12 vs. Hou.) - D
Joe Flacco (1/15/11 at Pit.) - D

ALL 200-YARD GAMES

331	Joe Flacco at Den, 1/12/13 (18 of 34) - D
306	Joe Flacco at NE, 1/22/12 (22 of 36) - A
292	Joe Flacco at NE, 1/10/15 (28 of 45) - D
287	Joe Flacco at SF, 2/3/13 (22 of 33) - SB
282	Joe Flacco vs. Ind., 1/6/13 (12 of 23) - WC
265	Joe Flacco at KC, 1/9/11 (25 of 34) - WC
259	Joe Flacco at Pit., 1/3/15 (18 of 29) - WC
240	Joe Flacco at NE, 1/22/13 (21 of 36) - A
214	Anthony Wright vs. Ten., 1/3/04 (20 of 37) - WC

Current Ravens in Bold



* Second-longest streak in NFL postseason history (Drew Brees, 226)

POSTSEASON RECEIVING RECORDS

TOP 10 CAREER RECEIVING YARDS

RANK	NAME (SEASONS)	REC	YDS	AVG	LG	TD
1	Boldin, Anquan (2010-12)	38	616	16.2	50	6
2	Smith, Torrey (2014, 2011-12)	20	414	20.7	59t	4
3	Heap, Todd (2008-10, 2006, 2003, 2001)	32	385	12.0	35t	2
4	Sharpe, Shannon (2000-01)	15	309	20.6	96t	2
5	Rice, Ray (2008-12)	37	296	8.0	47	1
6	Mason, Derrick (2008-10, 2006)	20	289	14.5	48t	1
7	Pitta, Dennis (2014, 2010-12)	21	233	11.1	24	4
8	Ismail, Qadry (2000-01)	11	174	15.8	44	0
9	Clayton, Mark (2008-09, 2006)	13	169	13.0	37	0
10	Taylor, Travis (2003, 2001)	13	158	12.2	45	1

ALL 100-YARD GAMES

145	Anquan Boldin vs. Ind., 1/6/13 - WC
108	Todd Heap at KC, 1/9/11 - WC
104	Anquan Boldin at SF, 2/3/13 - SB
101	Steve Smith Sr. at Pit., 1/3/15 - WC
101	Anquan Boldin at NE, 1/22/12 - A

Current Ravens in Bold

LONGEST RECEPTIONS

96t	Trent Diler to Shannon Sharpe at Oak., 1/14/01 - A	48t	Joe Flacco to Derrick Mason at Ten., 1/10/09 - D
70t	Joe Flacco to Jacoby Jones at Den., 1/12/13 - D	47	Joe Flacco to Ray Rice vs. Ind., 1/6/13 - WC
59t	Joe Flacco to Torrey Smith at Den., 1/12/13 - D	46	Joe Flacco to Anquan Boldin vs. Ind., 1/6/13 - WC
58t	Trent Diler to Shannon Sharpe vs. Den., 12/31/00 - WC	45	Elvis Grbac to Travis Taylor at Mia., 1/13/02 - WC
56t	Joe Flacco to Jacoby Jones at SF, 2/3/13 - SB	44	Trent Diler to Qadry Ismail at NYG, 1/28/01 - SB
56	Trent Diler to Shannon Sharpe at Ten., 1/7/01 - D	42	Joe Flacco to Torrey Smith at NE, 1/22/12 - A
50	Joe Flacco to Anquan Boldin vs. Ind., 1/6/13 - WC		

RECEIVING RECORDS

MOST RECEPTIONS

Career	
38	Anquan Boldin, 2010-12
37	Ray Rice, 2008-12
32	Todd Heap, 2008-10, 2006, 2003, 2001
Game	
10	Todd Heap (1/9/11 at KC) - WC
9	Ray Rice (1/16/10 at Ind.) - D
7	Ray Rice (1/15/11 at Pit.) - D
	Travis Taylor (1/3/04 vs. Ten.) - WC

MOST RECEIVING YARDAGE

Career	
616	Anquan Boldin, 2010-12
414	Torrey Smith, 2014, 2011-12
385	Todd Heap, 2008-10, 2006, 2003, 2001
Game	
145	Anquan Boldin (1/6/13 vs. Ind.) - WC
108	Todd Heap (1/9/11 at KC) - WC
104	Anquan Boldin (2/3/13 at SF) - SB

MOST GAMES, 100 OR MORE YARDS, RECEIVING

Career	
3	Anquan Boldin, last 2/3/13 at SF - SB
1	Todd Heap (108 yards, 1/9/11 at KC) - WC
1	Steve Smith Sr. (101 yards, 1/3/15 at Pit.) - WC

LONGEST PASS RECEPTION


96t	Shannon Sharpe (1/14/01 at Oak.) - A
70t	Jacoby Jones (1/12/13 at Den.) - D
59t	Torrey Smith (1/12/13 at Den.) - D

AVERAGE GAIN PER RECEPTION

Career (Min. 10 rec.)	
20.7	Torrey Smith (20-414), 2014, 2011-12
20.6	Shannon Sharpe (6-309), 2000-01
16.2	Anquan Boldin (38-616), 2010-12
Game (min. 3 rec.)	
32.7	Torrey Smith (3-98, 1/12/13 at Den.) - D
29.0	Anquan Boldin (5-145, 1/6/13 vs. Ind.) - WC
27.3	Torrey Smith (3-82, 1/22/12 at NE) - A
24.3	Shannon Sharpe (3-73, 12/31/00 vs. Den.) - WC

MOST TD RECEPTIONS

Career	
6	Anquan Boldin, 2010-12
4	Torrey Smith, 2014, 2011-12
	Dennis Pitta, 2014, 2010-12
2	Todd Heap, 2008-10, 2006, 2003, 2001
	Jacoby Jones, 2012
	Shannon Sharpe, 2000-01
Game	
2	Anquan Boldin (1/20/13 at NE) - A
	Torrey Smith (1/12/13 at Den.) - D



POSTSEASON RUSHING RECORDS

TOP 10 CAREER RUSHING YARDS

RANK	NAME (SEASONS)	ATT	YDS	AVG	LG	TD
1	Rice, Ray (2008-12)	191	750	3.9	83t	5
2	Lewis, Jamal (2006, 2003, 2001, 2000)	130	426	3.3	27t	4
3	McGahee, Willis (2008-10)	75	271	3.6	48	4
4	Pierce, Bernard (2014, 2012)	41	209	5.1	43	1
5	Forsett, Justin (2014)	40	169	4.2	19	0
6	Allen, Terry (2001)	29	120	4.1	13	1
7	McClain, Le'Ron (2008-10)	39	102	2.6	11	2
8	Flacco, Joe (2014, 2008-12)	50	87	1.7	14	1
9	Brookins, Jason (2001)	14	71	5.1	18	0
10	Williams, Ricky (2011)	12	49	4.1	9	0

ALL 100-YARD GAMES

159	Ray Rice at NE, 1/10/10 (22 car.) - WC
131	Ray Rice at Den., 1/12/13 (30 car.) - D
129	Justin Forsett at NE, 1/10/15 (24 car.) - D
110	Jamal Lewis vs. Den., 12/31/00 (30 car.) - WC
109	Terry Allen at Mia., 1/13/02 (25 car.) - WC
103	Bernard Pierce vs. Ind., 1/6/13 (13 car.) - WC
102	Jamal Lewis at NYG, 1/28/01 (27 car.) - SB

Current Ravens in Bold

LONGEST RUNS

83t	Ray Rice at NE, 1/10/10 - WC	27t	Jamal Lewis vs. Den., 12/31/00 - WC
48	Willis McGahee at Mia., 1/4/09 - WC	25t	Willis McGahee vs. KC, 1/9/11 - WC
43	Bernard Pierce vs. Ind., 1/6/13 - WC	20	Ray Rice at Den., 1/12/13 - D
32	Ray Rice at Den., 1/12/13 - D	20	Ray Rice at Ind., 1/16/10 - D

RUSHING RECORDS

MOST RUSHING ATTEMPTS

Career	
191	Ray Rice, 2008-12
130	Jamal Lewis, 2006, 2003, 2000
Game	
30	Ray Rice (1/12/13 at Den.) - D
	Jamal Lewis (12/31/00 vs. Den.) - WC

MOST YARDAGE

Career	
750	Ray Rice, 2008-12
426	Jamal Lewis, 2006, 2003, 2000
Game	
159	Ray Rice (1/10/10 at NE) - WC
131	Ray Rice (1/12/13 at Den.) - D

MOST 100-YARD RUSHING GAMES

Career	
2	Ray Rice, 2008-12
2	Jamal Lewis, 2003, 2000
1	Justin Forsett, 2014
	Terry Allen, 2001
	Bernard Pierce, 2014, 2012

LONGEST RUN FROM SCRIMMAGE

83t	Ray Rice (1/10/10 at NE) - WC
48	Willis McGahee (1/4/09 at Mia.) - WC

MOST RUSHING TOUCHDOWNS


Career	
5	Ray Rice (2008-12)
4	Jamal Lewis, 2006, 2003, 2000
	Willis McGahee, 2008-10
Game	
2	Jamal Lewis (12/31/00 vs. Den.) - WC
	Willis McGahee (1/18/09 at Pit.) - A
	Ray Rice (1/10/10 at NE) - WC

MOST CONSECUTIVE GAMES WITH A RUSHING TOUCHDOWN

2	Ray Rice (1/12/13 at Den.) - D
	through (1/20/13 at NE) - A
	Jamal Lewis (12/31/00 vs. Den.) - WC
	through (1/07/01 at Ten.) - D
	Willis McGahee (1/18/09 at Pit.) - A
	through (1/10/10 at NE) - WC

HIGHEST RUSHING AVERAGE

Career (min. 30 carries)	
5.1	Bernard Pierce, 2014, 2012
4.2	Justin Forsett, 2014
3.9	Ray Rice, 2008-12
Game (min. 10 carries)	
7.9	Bernard Pierce (1/6/13 vs. Ind.) - WC
7.2	Ray Rice (1/10/10 at NE) - WC



POSTSEASON YARDS RECORDS

TOP 5 CAREER SCRIMMAGE YARDS

RANK	NAME (SEASONS)	RUSH	RUSH YDS	REC	REC YDS	TOTAL ATT	SCRM YDS
1	Rice, Ray (2008-12)	191	750	37	296	228	1,046
2	Boldin, Anquan (2010-12)	0	0	38	616	38	616
3	Lewis, Jamal (2006, 2003, 2000-01)	130	426	10	68	140	494
4	Smith, Torrey (2014, 2011-12)	1	0	20	414	21	414
5	Heap, Todd (2008-10, 2006, 2003, 2001)	0	0	32	385	32	385

SCRIMMAGE YARDS RECORDS

MOST ATTEMPTS

CAREER	SEASON	GAME
228 Ray Rice, 2008-12	108 Jamal Lewis, 2000	32 Jamal Lewis (1/14/01 at Oak.) - A
140 Jamal Lewis, 2000-06	92 Ray Rice, 2012	31 Jamal Lewis (12/31/00 vs. Den.) - WC
85 Willis McGahee, 2008-10	47 Ray Rice, 2011	30 Ray Rice (1/12/13 at Den.) - D

MOST YARDAGE GAINED

CAREER	SEASON	GAME
1,046 Ray Rice, 2008-12	394 Ray Rice, 2012	159 Ray Rice (1/10/10 at NE) - WC
616 Anquan Boldin, 2010-12	380 Anquan Boldin, 2012	146 Justin Forsett (1/10/15 at NE) - D
494 Jamal Lewis, 2000-06	378 Jamal Lewis, 2000	145 Anquan Boldin (1/6/13 vs. Ind.) - WC

TOP 5 CAREER COMBINED YARDS

RANK	NAME (SEASONS)	NO	YDS	AVG	TD
1	Rice, Ray (2008-12)	230	1,079	4.7	6
2	Jones, Jacoby (2014, 2012)	42	907	21.6	3
3	Boldin, Anquan (2010-12)	38	616	16.2	6
4	Lewis, Jermaine (2000-01)	33	534	16.2	2
5	Lewis, Jamal (2006, 2003, 2000-01)	140	494	3.5	4

COMBINED YARDS RECORDS

MOST ATTEMPTS

CAREER	SEASON	GAME
230 Ray Rice, 2008-12	108 Jamal Lewis, 2000	32 Jamal Lewis (1/14/01 at Oak.) - A
140 Jamal Lewis, 2000-06	92 Ray Rice, 2012	31 Jamal Lewis (12/31/00 vs. Den.) - WC
85 Willis McGahee, 2008-10	47 Ray Rice, 2011	30 Ray Rice (1/12/13 at Den.) - D

MOST YARDAGE GAINED


CAREER	SEASON	GAME
1,079 Ray Rice, 2008-12	619 Jacoby Jones, 2012	*290 Jacoby Jones (2/3/13 at SF) - SB
907 Jacoby Jones, 2014, 2012	394 Ray Rice, 2012	181 Jermaine Lewis (1/20/02 at Pit.) - D
616 Anquan Boldin, 2010-12	380 Anquan Boldin, 2012	168 Jacoby Jones (1/10/15 at NE) - D

YARDS FROM SCRIMMAGE ALL 100-YARD GAMES

159	Ray Rice at NE, 1/10/10 - WC
146	Justin Forsett at NE, 1/10/15 - D
145	Anquan Boldin vs. Ind., 1/6/13 - WC
131	Ray Rice at Den., 1/12/13 - D
127	Ray Rice at Ind., 1/16/10 - D
125	Jamal Lewis vs. Den., 12/31/00 - WC
117	Ray Rice vs. Ind., 1/6/13 - WC
109	Terry Allen at Mia., 1/13/02 - WC
108	Todd Heap at KC, 1/9/11 - WC
106	Jamal Lewis at NYG, 1/28/01 - SB
104	Anquan Boldin at SF, 2/3/13 - SB
103	Bernard Pierce vs. Ind., 1/6/13 - WC
101	Steve Smith Sr. at Pit., 1/3/15 - WC
101	Anquan Boldin at NE, 1/22/12 - A
100	Jamal Lewis at Oak., 1/14/01 - A

Current Ravens in Bold

* Super Bowl Record



POSTSEASON DEFENSIVE RECORDS

TOP 5 CAREER INTERCEPTIONS

RANK	NAME (SEASONS)	NO	YDS	AVG	LG	TD
1	Reed, Ed (2008-12, 2006, 2003)	*9	168	18.7	64t	1
2	Starks, Duane (2000-01)	4	119	29.8	49t	1
3t	McAlister, Chris (2006, 2003, 2000-01)	3	22	7.3	18	0
	Webb, Lardarius (2014, 2009-12)	3	1	0.3	1	0
5t	Graham, Corey (2012)	2	39	19.5	39t	1
	Landry, Dawan (2008-10, 2006)	2	76	38.0	42	0
	Lewis, Ray (2008-12, 2006, 2003, 2000-01)	2	54	27.0	50t	1
	Sharper, Jamie (2000-01)	2	19	9.5	15	0
	Williams, Cary (2009-12)	2	41	20.5	41	0

50-YARD INT RETURNS

64t	Ed Reed at Mia., 1/4/09 - WC
56t	Will Demps vs. Ten., 1/3/04 - WC
50t	Ray Lewis at Ten., 1/7/01 - D

Current Ravens in Bold

*Ties NFL Postseason Record
(Ronnie Lott, Bill Simpson & Charlie Waters)

INTERCEPTIONS RECORDS

MOST INTERCEPTIONS

Career

- *9 Ed Reed, 2008-12, 2006, 2003
- 4 Duane Starks, 2000-01
- 3 Chris McAlister, 2006, 2003, 2000-01
- Lardarius Webb, 2014, 2010-12**

Game

- 2 Corey Graham (1/12/13 at Den.) - D
- Ed Reed (1/4/09 at Mia.) - WC
- Ed Reed (1/13/07 vs. Ind.) - D
- Duane Starks (1/14/01 at Oak.) - A
- Lardarius Webb (1/15/12 vs. Hou.) - D**
- 1 32 times, last by **Daryl Smith** (1/10/15 at NE) - D

MOST YARDS GAINED AFTER INTERCEPTIONS

Career

- 168 Ed Reed, 2008-12, 2006, 2003
- 119 Duane Starks, 2000-01
- 76 Dawan Landry, 2009-10, 2006

*Ties NFL Postseason Record

(Ronnie Lott, Bill Simpson & Charlie Waters)

Game

- 76 Ed Reed, 2 INTs, incl. a 64-yard TD (1/4/09 at Mia.) - WC
- 67 Dawan Landry, 42-yard INT & 25-yard lateral from Ed Reed (1/10/10 at NE) - WC
- 56t Will Demps (1/3/04 vs. Ten.) - WC

LONGEST INTERCEPTION RETURN

- 64t Ed Reed (1/4/09 at Mia.) - WC
- 56t Will Demps (1/3/04 vs. Ten.) - WC
- 50t Ray Lewis (1/7/01 at Ten.) - D

HIGHEST AVG. ON INTERCEPTION RETURNS

Career (min. 3)

- 29.8 Duane Starks (4-119), 2000-01
- 18.7 Ed Reed (9-168), 2008-12, 2006, 2003

MOST TDs ON INTERCEPTION RETURNS

Career

- 1 Will Demps (1/3/04 vs. Ten.) - WC
- Corey Graham (1/12/13 at Den.) - D
- Ray Lewis (1/7/01 at Ten.) - D
- Ed Reed (1/4/09 at Mia.) - WC
- Duane Starks (1/28/01 at NYG) - SB

TACKLES RECORDS

MOST TACKLES

Career

- 236 Ray Lewis, 2008-12, 2006, 2003, 2000-01
- 83 Terrell Suggs, 2014, 2008-12, 2006, 2003**
- 61 Dannell Ellerbe, 2009-12
- 52 Haloti Ngata, 2014, 2008-12, 2006
- 50 Ed Reed, 2008-12, 2006, 2003
- 40 Jamie Sharper, 2000-01

Game

- 23 Ray Lewis (1/13/07 vs. Ind.) - D
- 18 Ray Lewis (1/3/04 vs. Ten.) - WC
- 17 Ray Lewis (1/12/13 at Den.) - D
- 14 Jamie Sharper (1/20/02 at Pit.) - D

FUMBLES RECORDS

MOST FUMBLES

Career

- 6 **Joe Flacco, 2014, 2008-12**
- Ray Rice, 2008-12

Game

- 2 Ray Rice (1/6/13 vs. Ind.) - WC
- Jim Leonhard (1/18/09 at Pit.) - A

MOST FUMBLES LOST

Career

- 5 Ray Rice, 2008-12
- 3 **Joe Flacco, 2014, 2008-12**

Game

- 2 Ray Rice (1/6/13 vs. Ind.) - WC

MOST OPPONENTS FUMBLES RECOVERED

Career

- 2 Arthur Jones, 2010-12
- Jim Leonhard, 2008
- Terrell Suggs, 2014, 2008-12, 2006, 2003**

Game

- 1 17 times, last by Darian Stewart (1/3/15 at Pit.) - WC

MOST OPPONENTS FUMBLES FORCED

Career

- 6 Ray Lewis, 2008-12, 2006, 2003, 2000-01
- 4 **Terrell Suggs, 2014, 2008-12, 2006, 2003**

Game

- 2 **Daryl Smith (1/3/15 at Pit.) - WC**
- Ray Lewis (1/20/02 at Pit.) - D
- 1 24 times, last by **C.J. Mosley** (1/10/15 at NE) - D

LONGEST FUMBLE RETURN

Career

- 13t Cory Redding, 2010

Game

- 13t Cory Redding (1/15/11 at Pit.) - D

MOST TDs ON FUMBLE RETURNS (OPPONENT FUMBLE)

Career

- 1 Cory Redding, 2010

Game

- 1 Cory Redding (1/15/11 at Pit.) - D



SACKS RECORDS

MOST SACKS

Career

- 12.5 **Terrell Suggs, 2014, 2008-12, 2006, 2003**
- 6 Paul Kruger, 2009-12
- 6 Michael McCrary, 2000

Game

- 3 Michael McCrary (12/31/00 vs. Den.) - WC
- Terrell Suggs (1/15/11 at Pit.) - D**
- 2.5 Paul Kruger (1/6/13 vs. Ind.) - WC
- 2 7 times, last by **Elvis Dumervil** (1/3/15 at Pit.) - WC

MOST SACK YARDAGE

Career

- 79 **Terrell Suggs, 2014, 2008-12, 2006, 2003**
- 44 Michael McCrary, 2000-01
- 37.5 Paul Kruger, 2009-12

Game

- 23 Michael McCrary (12/31/00 vs. Den.) - WC
- 18 Elvis Dumervil (1/3/15 at Pit.) - WC**
- Paul Kruger (1/6/13 vs. Ind.) - WC
- Terrell Suggs (1/15/11 at Pit.) - D**
- 17 **Terrell Suggs (1/18/09 at Pit.) - A**

POSTSEASON PUNT RETURN RECORDS

TOP 5 PUNT RETURN YARDS

RANK	NAME (SEASONS)	NO	FC	YDS	AVG	LG	TD
1	Lewis, Jermaine (2000-01)	16	11	224	14.0	88t	1
2	Jones, Jacoby (2014, 2012)	11	3	130	11.8	34	0
3	Leonhard, Jim (2008)	9	2	115	12.8	45	0
4	Webb, Lardarius (2014, 2009-12)	3	5	41	13.7	36	0
5	Carr, Chris (2009-11)	3	3	34	11.3	34	0

LONGEST PUNT RETURNS

88t	Jermaine Lewis at Pit., 1/20/02 - D
45	Jim Leonhard at Pit., 1/18/09 - A
38	Jermaine Lewis at Oak., 1/14/01 - A
36	Lardarius Webb at Pit., 1/15/11 - D
34	Jacoby Jones vs. Ind., 1/6/13 - WC
34	Chris Carr at NE, 1/10/10 - WC
34	Jermaine Lewis at NYG, 1/28/01 - SB

Current Ravens in Bold

PUNT RETURN RECORDS

MOST PUNT RETURNS

Career	16 Jermaine Lewis, 2000-01
	11 Jacoby Jones, 2014, 2012
Game	6 Jim Leonhard (1/18/09 at Pit.) - A
	4 Jacoby Jones (1/6/13 vs. Ind.) - WC
	Jermaine Lewis (12/31/00 vs. Den.) - WC

MOST FAIR CATCHES

Career	11 Jermaine Lewis, 2000-01
5 Lardarius Webb, 2014, 2009-12	
Game	4 Jermaine Lewis (1/28/01 at NYG) - SB
	Lardarius Webb (1/15/12 vs. Hou.) - D
	3 Chris Carr (1/16/10 at Ind.) - D
	Jermaine Lewis (1/7/01 at Ten.) - D

MOST YARDS GAINED ON PUNT RETURNS

Career	224 Jermaine Lewis, 2000-01
	130 Jacoby Jones, 2014, 2012
Game	99 Jermaine Lewis (1/20/02 at Pit.) - D
	65 Jim Leonhard (1/18/09 at Pit.) - A

LONGEST PUNT RETURN


88t	Jermaine Lewis (1/20/02 at Pit.) - D
45	Jim Leonhard (1/18/09 at Pit.) - A

HIGHEST AVERAGE

Career (min. 8 returns)	14.0 Jermaine Lewis, 2000-01
	12.8 Jim Leonhard, 2008
Game (min. 3 returns)	33.0 Jermaine Lewis (3-99, 1/20/02 at Pit.) - D
	19.3 Jermaine Lewis (3-58, 1/14/01 at Oak.) - A

MOST TOUCHDOWNS

Career	1 Jermaine Lewis, 2000-01
Game	1 Jermaine Lewis (1/20/02 at Pit.) - D



POSTSEASON KICKOFF RETURN RECORDS

TOP 5 CAREER KICKOFF RETURN YARDS

RANK	NAME (SEASONS)	NO	YDS	AVG	LG	TD
1	Jones, Jacoby (2014, 2012)	25	627	25.1	*108t	1
2	Lewis, Jermaine (2000-01)	11	293	26.6	84t	1
3	Parmelee, Jalen (2009-10)	8	162	20.3	29	0
4	Ross, Cory (2006)	6	124	20.7	27	0
5	Zbikowski, Tom (2008-11)	5	118	23.6	31	0

KICKOFF RETURN RECORDS

MOST KICKOFF RETURNS

Career

25	Jacoby Jones, 2014, 2012
11	Jermaine Lewis, 2000-01

Game

6	Jacoby Jones (1/10/15 at NE) - D Cory Ross (1/13/07 vs. Ind.) - D
5	Jacoby Jones (1/3/15 at Pit.) - WC Jacoby Jones (2/3/13 at SF) - SB

MOST YARDS GAINED ON KICKOFF RETURNS

Career

627	Jacoby Jones, 2012
293	Jermaine Lewis, 2000-01

Game

206	Jacoby Jones (2/3/13 at SF) - SB
148	Jacoby Jones (1/10/15 at NE) - D
124	Cory Ross (1/13/07 vs. Ind.) - D

* NFL Postseason Record

LONGEST KICKOFF RETURN

*108t Jacoby Jones (2/3/13 at SF) - SB
84t Jermaine Lewis (1/28/01 at NYG) - SB

HIGHEST AVERAGE

Career (min. 5 returns)

26.6	Jermaine Lewis, 2000-01
25.1	Jacoby Jones, 2014, 2012

Game (min. 2 returns)

55.5	Jermaine Lewis (1/28/01 at NYG) - SB
41.2	Jacoby Jones (2/3/13 at SF) - SB
30.0	Jacoby Jones (1/6/13 vs. Ind.) - WC

MOST TOUCHDOWNS

Career

1	Jacoby Jones, 2014, 2012 Jermaine Lewis, 2000-01
---	---

Game

1	Jacoby Jones (2/3/13 at SF) - SB Jermaine Lewis (1/28/01 at NYG) - SB
---	--

LONGEST KICKOFF RETURNS

*108t Jacoby Jones at SF, 2/3/13 - SB
84t Jermaine Lewis at NYG, 1/28/01 - SB
38 Lardarius Webb at Pit., 1/15/11 - D
37 Jacoby Jones vs. Ind., 1/6/13 - WC
31 Tom Zbikowski at Mia., 1/4/09 - WC
30 Jacoby Jones at SF, 2/3/13 - SB
30 Tom Zbikowski at NE, 1/10/10 - WC

Current Ravens in Bold

* NFL Postseason Record

COMBINED KICK RETURN RECORDS

MOST COMBINED KICK RETURNS

CAREER

36	Jacoby Jones, 2014, 2012
27	Jermaine Lewis, 2000-01

SEASON

22	Jacoby Jones, 2012
16	Jermaine Lewis, 2000
14	Jacoby Jones, 2014

GAME

9	Jacoby Jones (1/10/15 at NE) - D
8	Cory Ross (1/13/07 vs. Ind.) - D
7	Jacoby Jones (2/3/13 at SF) - SB Jermaine Lewis (1/20/02 at Pit.) - D

MOST COMBINED KICK RETURN YARDAGE

CAREER

757	Jacoby Jones, 2014, 2012
517	Jermaine Lewis, 2000-01
162	Jalen Parmelee, 2009-10

SEASON

472	Jacoby Jones, 2012
311	Jermaine Lewis, 2000
285	Jacoby Jones, 2014

GAME

234	Jacoby Jones (2/3/13 at SF) - SB
181	Jermaine Lewis (1/20/02 at Pit.) - D
168	Jacoby Jones (1/10/15 at NE) - D
154	Cory Lewis (1/13/07 vs. Ind.) - D
145	Jermaine Lewis (1/28/01 at NYG) - SB

MOST COMBINED KICK RETURN TOUCHDOWNS

CAREER


2	Jermaine Lewis, 1 PR & 1 KOR, 2000-01
---	---------------------------------------

SEASON

1	Jacoby Jones, 1 KOR, 2012 Jermaine Lewis, 1 PR, 2001 Jermaine Lewis, 1 KOR, 2000
---	--

GAME

1	Jacoby Jones, 1 KOR (2/3/13 at SF) - SB Jermaine Lewis, 1 PR (1/20/02 at Pit.) - D Jermaine Lewis, 1 KOR (1/28/01 at NYG) - SB
---	--



POSTSEASON PUNTING RECORDS

TOP 3 CAREER GROSS PUNTING

RANK	NAME (SEASONS)	NO	YDS	AVG	TB	IN 20	LG	BK
1	Koch, Sam (2014, 2008-12, 2006)	80	3,568	44.6	10	25	64	1
2	Richardson, Kyle (2000-01)	45	1,799	40.0	4	15	66	2
3	Zastudil, Dave (2003)	8	390	48.8	0	0	56	0

PUNTING RECORDS

MOST PUNTS

Career
80 Sam Koch, 2014, 2008-12, 2006
 45 Kyle Richardson, 2000-01

Game
 10 Kyle Richardson (1/28/01 at NYG) - SB
 Kyle Richardson (12/31/00 vs. Den.) - WC

LONGEST PUNT

66 Kyle Richardson (12/31/00 vs. Den.) - WC
64 Sam Koch (1/15/12 vs. Hou.) - D

HIGHEST GROSS PUNTING AVERAGE

Career (min. 8 punts)
 48.8 Dave Zastudil, 2003
44.6 Sam Koch, 2014, 2008-12, 2006
Game (min. 4 punts)
 53.8 **Sam Koch (1/15/11 at Pit.) - D**
 50.3 **Sam Koch (1/10/15 at NE) - D**

HIGHEST NET PUNTING AVERAGE

Career (min. 8 punts)
 40.0 Dave Zastudil, 2003
36.8 Sam Koch, 2014, 2008-12, 2006
Game (min. 4 punts)
 44.4 **Sam Koch (1/15/12 vs. Hou.) - D**
 43.3 **Sam Koch (1/15/11 at Pit.) - D**

MOST PUNTS INSIDE THE 20

Career
25 Sam Koch, 2014, 2008-12, 2006
 15 Kyle Richardson, 2000-01

Game
6 Sam Koch (1/12/13 at Den.) - D
 4 Kyle Richardson (1/28/01 at NYG) - SB
 Kyle Richardson (1/14/01 at Oak.) - A
 Kyle Richardson (12/31/00 vs. Den.) - WC

MOST PUNTS HAD BLOCKED

Career
 2 Kyle Richardson, 2000-01
Game
 2 Kyle Richardson (1/7/01 at Ten.) - D

LONGEST PUNTS

66 Kyle Richardson vs. Den., 12/31/00 - WC
64 Sam Koch vs. Hou., 1/15/12 - D
61 Sam Koch at Pit., 1/15/11 - D
60 Sam Koch vs. Ind., 1/6/13 - WC
59 Sam Koch at NE, 1/20/13 - A
59 Sam Koch at Ind., 1/16/10 - D
58 Sam Koch at Den., 1/12/13 - D
56 Sam Koch at SF, 2/3/13 - SB
 56 Dave Zastudil vs. Ten., 1/3/04 - WC

LONGEST FIELD GOALS

52 Justin Tucker at Pit., 1/3/15 - WC
 51 Matt Stover vs. Ind., 1/13/07 - D
 48 Billy Cundiff vs. Hou., 1/15/12 - D
47 Justin Tucker at Den., 1/12/13 - D (2OT)
 47 Matt Stover at NYG, 1/28/01 - SB
45 Justin Tucker at Pit., 1/3/15 - WC
 43 Matt Stover vs. Ten., 1/3/04 - WC
 43 Matt Stover at Ten., 1/10/09 - D
 40 Matt Stover at Mia., 1/13/02 - WC

Current Ravens in Bold



POSTSEASON TEAM RECORDS

WINS/LOSSES

ALL-TIME POSTSEASON RECORD

15-8

ALL-TIME POSTSEASON HOME RECORD

3-2

ALL-TIME POSTSEASON ROAD RECORD

10-6

ALL-TIME POSTSEASON NEUTRAL SITE RECORD

2-0 (Super Bowl XXXV & Super Bowl XLVII)

MOST CONSECUTIVE GAMES WON

5 2012-14, 2000-01

SCORING

MOST POINTS SCORED

38 1/12/13 at Den. - D (2OT)
34 2/3/13 at SF - SB
1/28/01 at NYG - SB

MOST POINTS ALLOWED

35 1/10/15 at NE - D; 1/12/13 at Den. - D (2OT)
31 2/3/13 at SF - SB
1/15/11 at Pit. - D

MOST POINTS SCORED, BOTH TEAMS

73 1/12/13 at Den. - D (2OT) (Bal. 38, Den. 35)
66 1/10/15 at NE - D (Bal. 31, NE 35)
65 2/3/13 at SF - SB (Bal. 34, SF 31)

FEWEST POINTS SCORED

3 1/16/10 at Ind. - D
6 1/13/07 vs. Ind. - D
10 1/20/02 at Pit. - D

FEWEST POINTS ALLOWED

3 1/13/02 at Mia. - WC
1/14/01 at Oak. - A
12/31/00 vs. Den. - WC

FEWEST POINTS SCORED, BOTH TEAMS

19 1/14/01 at Oak. - A (Bal. 16, Oak. 3)
21 1/13/07 vs. Ind. - D (Ind. 15, Bal. 6)
23 1/16/10 at Ind. - D (Ind. 20, Bal. 3)
1/10/09 at Ten. - D (Bal. 13, Ten. 10)
1/13/02 at Mia. - WC (Bal. 20, Mia. 3)

MOST POINTS OVERCOME TO WIN GAME

7 1/12/13 at Den. - D (trailed by 7, three times)
1/7/01 at Ten. - D (trailed 0-7, won 24-10)

LARGEST BLOWN LEAD TO LOSE GAME

14 1/10/15 at NE - D (led 14-0 & 28-14, lost 31-35)
1/15/11 at Pit. - D (led 21-7, lost 24-31)

MOST POINTS SCORED, EACH HALF

1ST
24 1/10/10 at NE - D

2ND
24 1/28/01 at NYG - SB

MOST POINTS SCORED, EACH QUARTER

1ST
24 1/10/10 at NE - WC

2ND
14 2/3/13 at SF - SB; 12/31/00 vs. Den. - WC

3RD
14 1/28/01 at NYG - SB

4TH
14 1/20/13 at NE - A; 1/7/01 at Ten. - D

OT
3 1/12/13 at Den. - D (2OT)

MOST POINTS ALLOWED, EACH QUARTER

1ST
14 1/12/13 at Den. - D (2OT)

2ND
14 1/16/10 at Ind. - D

3RD
17 2/3/13 at SF - SB

4TH
10 1/15/11 at Pit. - D

OT
None

MOST CONSECUTIVE GAMES SCORING

23 2014, 2008-12, 2006, 2003, 2000-01

MOST TDs

5 1/12/13 at Den. - D (2OT)

FEWEST TDs

0 1/16/10 at Ind. - D
1/13/07 vs. Ind. - D

MOST TDs BY OPPONENT

5 1/10/15 at NE - D; 1/12/13 at Den. - D (2OT)

FEWEST TDs BY OPPONENT

0 5 times, last 1/6/13 vs. Ind. - WC

MOST CONSECUTIVE GAMES SCORING TDs

10 2011-present; 2000-01, 2003

MOST (1-POINT) PATs

5 1/12/13 at Den. - D (2OT)

MOST (1-POINT) PATs BY OPPONENTS

5 1/10/15 at NE - D; 1/12/13 at Den. - D (2OT)

MOST (2-POINT) PATs

None

MOST (2-POINT) PATs BY OPPONENT

None

MOST FIELD GOALS ATTEMPTED

4 1/14/01 at Oak. - A

MOST FIELD GOALS MADE

3 1/3/15 at Pit. - WC
1/9/11 at KC - WC
1/14/01 at Oak. - A

MOST FIELD GOALS ATTEMPTED BY OPPONENT

5 1/13/07 vs. Ind. - D

MOST FIELD GOALS MADE BY OPPONENT

5 1/13/07 vs. Ind. - D

MOST SAFETIES

None

MOST SAFETIES BY OPPONENT

1 1/3/15 at Pit. - WC, 2/3/13 at SF - SB

FIRST DOWNS

MOST FIRST DOWNS

28 1/10/15 at NE - D
26 1/9/11 at KC - WC
25 1/20/13 at NE - A

FEWEST FIRST DOWNS

6 1/7/01 at Ten. - D
7 1/20/02 at Pit. - D
9 1/10/09 at Ten. - D

MOST FIRST DOWNS BY OPPONENT

30 1/12/13 at Den. - D (2OT)
29 1/10/15 at NE - D
28 1/20/13 at NE - A

FEWEST FIRST DOWNS BY OPPONENT

8 1/9/11 at KC - WC
9 1/13/02 at Mia. - WC
12/31/00 vs. Den. - WC

MOST FIRST DOWNS RUSHING

13 1/10/10 at NE - WC
12 1/13/02 at Mia. - WC
10 1/10/15 at NE - D

FEWEST FIRST DOWNS RUSHING

0 1/20/02 at Pit. - D
1 1/3/04 vs. Ten. - WC
2 1/15/12 vs. Hou. - D
1/15/11 at Pit. - D
1/16/10 at Ind. - D
1/7/01 at Ten. - D

MOST FIRST DOWNS RUSHING BY OPPONENT

11 1/20/02 at Pit. - D
1/7/01 at Ten. - D
10 1/3/04 at Ten. - D

FEWEST FIRST DOWNS RUSHING BY OPPONENT

1 1/18/09 at Pit. - A
1/13/02 at Mia. - WC
12/31/00 vs. Den. - WC

MOST FIRST DOWNS PASSING

19 1/9/11 at KC - WC
16 1/10/15 at NE - D
15 1/20/13 at NE - A

FEWEST FIRST DOWNS PASSING

3 1/10/10 at NE - WC
4 1/7/01 at Ten. - D
5 1/10/09 at Ten. - D
1/14/01 at Oak. - A

MOST FIRST DOWNS PASSING BY OPPONENT

22 1/10/15 at NE - D
19 1/20/13 at NE - A
16 1/6/13 vs. Ind. - WC
1/16/10 at Ind. - D
1/10/09 at Ten. - D

FEWEST FIRST DOWNS PASSING BY OPPONENT

2 1/9/11 at KC - WC
6 1/3/04 vs. Ten. - WC
1/13/02 at Mia. - WC
1/28/01 at NYG - SB

MOST FIRST DOWNS BY PENALTY

3 1/3/15 at Pit. - WC
1/12/13 at Den. - D (2OT)
1/9/11 at KC - WC
2 5 times, last 1/10/15 at NE - D

FEWEST FIRST DOWNS BY PENALTY

0 6 times, last 1/22/12 at NE - A

MOST FIRST DOWNS BY PENALTY BY OPPONENT

6 1/12/13 at Den. - D (2OT)
3 6 times, last 1/10/15 at NE - D

FEWEST FIRST DOWNS BY PENALTY BY OPPONENT

0 5 times, last 1/15/12 vs. Hou. - D

NET YARDS

MOST TOTAL NET YARDS (RUSHING AND PASSING)

479 1/12/13 at Den. - D (2OT)
439 1/6/13 vs. Ind. - WC
428 1/10/15 at NE - D

FEWEST TOTAL NET YARDS (RUSHING AND PASSING)

126 1/15/11 at Pit. - D
134 1/7/01 at Ten. - D
150 1/20/02 at Pit. - D

MOST TOTAL NET YARDS BY OPP. (RUSHING AND PASSING)

468 2/3/13 at SF - SB
428 1/20/13 at NE - A
422 1/10/15 at NE - D

FEWEST TOTAL NET YARDS BY OPP. (RUSHING AND PASSING)

151 1/13/02 at Mia. - WC
152 1/28/01 at NYG - SB
161 1/9/11 at KC - WC

RUSHING

MOST RUSHING ATTEMPTS

52 1/10/10 at NE - WC
50 1/13/02 at Mia. - WC
46 1/14/01 at Oak. - A

FEWEST RUSHING ATTEMPTS

11 1/20/02 at Pit. - D
16 1/3/04 vs. Ten. - WC
18 1/15/11 at Pit. - D

POSTSEASON TEAM RECORDS

MOST RUSHING ATTEMPTS BY OPPONENT

49 1/20/02 at Pit. - D
41 1/12/13 at Den. - D (2OT)
40 1/3/04 vs. Ten. - WC

FEWEST RUSHING ATTEMPTS BY OPPONENT

13 1/10/15 at NE - D
15 1/13/02 at Mia. - WC
16 1/28/01 at NYG - SB

MOST YARDS GAINED RUSHING

234 1/10/10 at NE - WC
226 1/13/02 at Mia. - WC
170 1/6/13 vs. Ind. - WC

FEWEST YARDS GAINED RUSHING

22 1/20/02 at Pit. - D
35 1/15/11 at Pit. - D
49 1/7/01 at Ten. - D

MOST YARDS GAINED RUSHING BY OPPONENT

182 2/3/13 at SF - SB
165 1/3/04 vs. Ten. - WC
154 1/20/02 at Pit. - D

FEWEST YARDS GAINED RUSHING BY OPPONENT

14 1/10/15 at NE - D
24 1/14/01 at Oak. - A
42 1/16/10 at Ind. - D
12/31/00 vs. Den. - WC

HIGHEST AVERAGE GAIN, RUSHING

5.4 1/6/13 vs. Ind. - WC, 32 for 172 yards
4.9 1/10/15 at NE - D, 28 for 136 yards
4.6 1/16/10 at Ind. - D, 18 for 87 yards
1/4/09 at Mia. - WC, 33 for 151 yards

LOWEST AVERAGE GAIN, RUSHING

1.7 1/10/09 at Ten. - D, 30 for 50 yards
1.9 1/15/11 at Pit. - D, 18 for 35 yards
2.0 1/20/02 at Pit. - D, 11 for 22 yards

HIGHEST AVERAGE GAIN, RUSHING BY OPPONENT

6.3 2/3/13 at SF - SB, 29 for 182 yards
5.7 1/9/11 at KC - WC, 19 for 108 yards
5.1 1/6/13 vs. Ind. - WC, 30 for 152 yards

LOWEST AVERAGE GAIN, RUSHING BY OPPONENT

1.1 1/10/15 at NE - D, 13 for 14 yards
1.4 1/14/01 at Oak. - A, 17 for 24 yards
1.7 1/16/10 at Ind. - D, 25 for 42 yards

MOST TDs RUSHING

4 1/10/10 at NE - WC
2 1/18/09 at Pit. - A
1/4/09 at Mia. - WC
12/31/00 vs. Den. - WC

FEWEST TDs RUSHING

0 10 times, last 1/10/15 at NE - D

MOST TDs RUSHING BY OPPONENT

2 4 times, last 2/3/13 at SF - SB
1 6 times, last 1/10/15 at NE - D

FEWEST TDs RUSHING BY OPPONENT

0 13 times, last 1/3/15 at Pit. - WC

PASSING

MOST PASSING ATTEMPTS

45 1/10/15 at NE - D
37 1/3/04 vs. Ten. - WC
1/20/02 at Pit. - D
36 1/20/13 at NE - A
1/22/12 at NE - A

FEWEST PASSING ATTEMPTS

10 1/10/10 at NE - WC
15 12/31/00 vs. Den. - WC
17 1/7/01 at Ten. - D

MOST PASSING ATTEMPTS BY OPPONENT

54 1/20/13 at NE - A; 1/6/13 vs. Ind. - WC
51 1/10/15 at NE - D
48 1/3/15 at Pit. - WC

FEWEST PASSING ATTEMPTS BY OPPONENT

18 1/9/11 at KC - WC
22 1/20/02 at Pit. - D
23 1/3/04 vs. Ten. - W

MOST PASS COMPLETIONS

28 1/10/15 at NE - D
25 1/9/11 at KC - WC
22 2/3/13 at SF - SB
1/22/12 at NE - A

FEWEST PASS COMPLETIONS

4 1/10/10 at NE - WC
5 1/7/01 at Ten. - D
9 3 times, last 1/4/09 at Mia. - WC

MOST PASS COMPLETIONS BY OPPONENT

34 1/10/15 at NE - D
33 1/3/15 at Pit. - WC
30 1/16/10 at Ind. - D

FEWEST PASS COMPLETIONS BY OPPONENT

9 1/9/11 at KC - WC
12 1/20/02 at Pit. - D
14 1/3/04 vs. Ten. - WC

MOST NET YARDS GAINED, PASSING

324 1/12/13 at Den. - D (2OT)
292 1/10/15 at NE - D
282 1/22/12 at NE - A

FEWEST NET YARDS GAINED, PASSING

34 1/10/10 at NE - WC
85 1/7/01 at Ten. - D
91 1/15/11 at Pit. - D

MOST NET YARDS GAINED, PASSING BY OPPONENT

408 1/10/15 at NE - D
320 1/20/13 at NE - A
319 1/3/15 at Pit. - WC

FEWEST NET YARDS GAINED, PASSING BY OPPONENT

53 1/9/11 at KC - WC
86 1/28/01 at NYG - SB
105 1/13/02 at Mia. - WC

MOST TIMES SACKED

5 1/15/12 vs. Hou. - D; 1/15/11 at Pit. - D
4 1/9/11 at KC - WC
3 5 times, last 1/22/12 at NE - A

FEWEST TIMES SACKED

0 1/10/15 at NE - D
1/10/10 at NE - WC
1/10/09 at Ten. - D
1/4/09 at Mia. - WC

MOST TIMES OPPONENTS SACKED

6 1/15/11 at Pit. - D
5 1/3/15 at Pit. - WC
12/31/00 vs. Den. - WC
4 3 times, last 1/18/09 at Pit. - A

FEWEST TIMES OPPONENTS SACKED

0 3 times, last 1/20/13 at NE - A
1 4 times, last 1/22/12 at NE - A

HIGHEST COMPLETION PERCENTAGE

73.5 1/9/11 at KC - WC, 25 of 34
66.7 2/3/13 at SF - SB, 22 of 33
1/13/02 vs. Mia. - WC, 12 of 18

HIGHEST COMPLETION PERCENTAGE BY OPPONENT

68.8 1/3/15 at Pit. - WC (33 of 48)
68.2 1/16/10 at Ind. - D (30 of 44)
66.7 1/10/15 at NE - D (34 of 51)

MOST TDs PASSING

4 1/10/15 at NE - D
3 2/3/13 at SF - SB
1/20/13 at NE - A
1/12/13 at Den. - D

MOST TDs PASSING BY OPPONENT

4 1/10/15 at NE - D
3 1/12/13 at Den. - D (2OT)
2 1/15/11 at Pit. - D
1/16/10 at Ind. - D
1/10/10 at NE - WC

MOST PASSES HAD INTERCEPTED

3 1/18/09 at Pit. - A
1/20/02 at Pit. - D
2 4 times, last 1/10/15 at NE - D

MOST OPPONENT PASSES INTERCEPTED

4 1/4/09 at Mia. - WC
1/28/01 at NYG - SB
1/14/01 at Oak. - A

PUNTING

MOST PUNTS

10 1/28/01 at NYG - SB
12/31/00 vs. Den. - WC
9 1/15/12 vs. Hou. - D

FEWEST PUNTS

2 1/3/15 at Pit. - WC, 1/9/11 at KC - WC
3 2/3/13 at SF - SB
4 6 times, last 1/10/15 at NE - D

MOST PUNTS BY OPPONENT

11 1/28/01 at NYG - SB
9 12/31/00 vs. Den. - WC
7 1/18/09 at Pit. - A; 1/14/01 at Oak. - A

FEWEST PUNTS BY OPPONENT

2 1/22/12 at NE - A
3 4 times, last 1/3/15 at Pit. - WC
4 4 times, last 1/6/13 vs. Ind. - WC

HIGHEST PUNTING AVERAGE

53.8 1/15/11 at Pit. - D
50.3 1/10/15 at NE - D
49.3 1/15/12 vs. Hou. - D

LOWEST PUNTING AVERAGE

24.5 1/3/15 at Pit. - WC
27.6 1/7/01 at Ten. - D
31.0 1/9/11 at KC - WC

HIGHEST PUNTING AVERAGE BY OPPONENT

53.3 1/10/09 at Ten. - D
53.0 2/3/13 at SF - SB
51.0 1/9/11 at KC - WC
48.8 1/12/13 at Den. - D (2OT)

LOWEST PUNTING AVERAGE BY OPPONENT

35.8 1/20/13 at NE - A
37.7 1/18/09 at Pit. - A
37.8 1/10/15 at NE - D; 1/7/01 at Ten. - D

PUNT RETURNS

MOST PUNT RETURNS

6 1/18/09 at Pit. - A
4 3 times, last 1/10/15 at NE - D
3 4 times, last 1/12/13 at Den. - D (2OT)

FEWEST PUNT RETURNS

0 3 times, last 1/3/15 at Pit. - WC
1 1/20/13 at NE - A
1/22/12 at NE - A
1/10/09 at Ten. - D
1/7/01 at Ten. - D

MOST PUNT RETURNS BY OPPONENT

6 1/15/12 vs. Hou. - D
1/3/04 vs. Ten. - WC
5 3 times, last 1/18/09 at Pit. - A

POSTSEASON TEAM RECORDS

FEWEST PUNT RETURNS BY OPPONENT

- 0 3 times, last 1/3/15 at Pit. - WC
- 1 2/3/13 at SF - SB; 1/10/10 at NE - WC
- 2 4 times, last 1/4/09 at Mia. - WC

MOST FAIR CATCHES

- 4 3 times, last 1/20/13 at NE - A
- 3 1/16/10 at Ind. - D
- 1/7/01 at Ten. - D

MOST FAIR CATCHES BY OPPONENT

- 3 1/10/09 at Ten. - D
- 1/28/01 at NYG - SB
- 2 1/12/13 at Den. - D (2OT); 1/10/10 at NE - WC

MOST YARDS, PUNT RETURNS

- 99 1/20/02 at Pit. - D
- 65 1/18/09 at Pit. - A
- 58 1/14/01 at Oak. - A

MOST YARDS, PUNT RETURNS BY OPPONENT

- 90 1/12/13 at Den. - D (2OT)
- 70 1/3/04 vs. Ten. - WC
- 67 1/20/02 at Pit. - D

HIGHEST AVERAGE, PUNT RETURNS

- 33.0 1/20/02 at Pit. - D
- 29.0 1/10/09 at Ten. - D
- 19.3 1/14/01 at Oak. - A

HIGHEST AVERAGE, PUNT RETURNS BY OPPONENT

- 32.0 2/3/13 at SF - SB
- 30.0 1/12/13 at Den. - D (2OT)
- 28.0 1/10/10 at NE - WC

MOST TDs ON PUNT RETURNS

- 1 1/20/02 at Pit. - D

MOST TDs ON PUNT RETURNS BY OPPONENT

- 1 1/12/13 at Den. - D (2OT)

KICKOFF RETURNS

MOST KICKOFF RETURNS

- 6 5 times, last 1/10/15 at NE - D

FEWEST KICKOFF RETURNS

- 1 4 times, last 1/22/12 at NE - A
- 2 6 times, last 1/6/13 vs. Ind. - WC

MOST KICKOFF RETURNS BY OPPONENT

- 7 1/28/01 at NYG - SB
- 6 1/10/10 at NE - WC
- 5 3 times, last 1/10/15 at NE - D

FEWEST KICKOFF RETURNS BY OPPONENT

- 0 1/6/13 vs. Ind. - WC
- 1 1/16/10 at Ind. - D
- 3 6 times, last 1/22/12 at NE - A

MOST YARDS, KICKOFF RETURNS

- 206 2/3/13 at SF - SB
- 148 1/10/15 at NE - D
- 124 1/13/07 vs. Ind. - D

FEWEST YARDS, KICKOFF RETURNS

- 15 1/10/09 at Ten. - D
- 20 1/22/12 at NE - A
- 22 1/13/02 at Mia. - WC

MOST YARDS, KICKOFF RETURNS BY OPPONENT

- 171 1/12/13 at Den. - D (2OT); 1/28/01 at NYG - SB
- 133 1/15/12 vs. Hou. - D
- 125 1/10/15 at NE - D

FEWEST YARDS, KICKOFF RETURNS BY OPPONENT

- 0 1/6/13 vs. Ind. - WC
- 14 1/16/10 at Ind. - D
- 43 12/31/00 vs. Den. - WC

HIGHEST AVERAGE, KICKOFF RETURNS

- 55.5 1/28/01 at NYG - SB
- 41.2 2/3/13 at SF - SB
- 30.0 1/6/13 vs. Ind. - WC

LOWEST AVERAGE, KICKOFF RETURNS

- 10.7 1/20/13 at NE - A
- 11.0 1/13/02 at Mia. - WC
- 11.5 12/31/00 vs. Den. - WC

HIGHEST AVERAGE, KICKOFF RETURNS BY OPPONENT

- 42.8 1/12/13 at Den. - D (2OT)
- 33.7 1/22/12 at NE - A
- 33.3 1/15/12 vs. Hou. - D

LOWEST AVERAGE, KICKOFF RETURNS BY OPPONENT

- 0.0 1/6/13 vs. Ind. - WC
- 13.8 1/7/01 at Ten. - D
- 14.0 1/16/10 at Ind. - D

MOST TDs ON KICKOFF RETURNS

- 1 2/3/13 at SF - SB; 1/28/01 at NYG - SB

MOST TDs ON KICKOFF RETURNS BY OPPONENT

- 1 1/12/13 at Den. - D (2OT); 1/28/01 at NYG - SB

MOST TDs ON KICKOFF RETURNS, BOTH TEAMS

- *2 1/28/01 at NYG - SB, Bal. (1), NYG (1)

* Super Bowl Record

FUMBLES

MOST FUMBLES

- 3 1/15/12 vs. Hou. - D
- 1/9/11 at KC - WC
- 1/16/10 at Ind. - D
- 1/18/09 at Pit. - A

FEWEST FUMBLES

- 0 1/10/09 at Ten. - D
- 1/7/01 at Ten. - D

MOST FUMBLES BY OPPONENT

- 5 1/10/09 at Ten. - D
- 3 4 times, last 1/15/12 vs. Hou. - D

FEWEST FUMBLES BY OPPONENT

- 0 4 times, last 1/16/10 at Ind. - D

MOST FUMBLES LOST

- 2 5 times, last 1/6/13 vs. Ind. - WC

FEWEST FUMBLES LOST

- 0 9 times, last 1/10/15 at NE - D

MOST FUMBLES LOST BY OPPONENT

- 2 4 times, last 1/15/11 at Pit. - D

FEWEST FUMBLES LOST BY OPPONENT

- 0 7 times, last 1/10/15 at NE - D

MOST FUMBLES RECOVERED, OWN

- 3 1/15/12 vs. Hou. - D
- 2 1/18/09 at Pit. - A
- 1/28/01 at NYG - SB
- 1 7 times, last 1/3/15 at Pit. - WC

MOST FUMBLES RECOVERED, OPPONENTS

- 2 1/10/09 at Ten. - D
- 1/13/02 at Mia. - WC
- 1 12 times, last 1/3/15 at Pit. - WC

MOST TDs, OWN FUMBLES RECOVERED

None

MOST TDs, OPPONENTS FUMBLES RECOVERED

- 1 1/15/11 at Pit. - D
- Cory Redding 13-yard FR-TD

TURNOVERS

MOST TURNOVERS

- 4 4 times, last 1/16/10 at Ind. - D

FEWEST TURNOVERS

- 0 6 times, last 1/20/13 at NE - A

MOST TURNOVERS BY OPPONENT

- 5 4 times, last 1/9/11 at KC - WC

FEWEST TURNOVERS BY OPPONENT

- 1 6 times, last 1/10/15 at NE - D

MOST TURNOVERS, BOTH TEAMS

- 7 1/9/11 at KC - WC, Bal. (2), KC (5)
- 1/14/01 at Oak. - A, Bal. (2), Oak. (5)
- 6 1/10/10 at NE - WC, Bal. (2), NE (4)
- 1/4/09 at Mia. - WC, Bal. (1), Mia. (5)
- 1/13/07 vs. Ind. - D, Bal. (4), Ind. (2)

MOST TDs BY RAVENS OFF TURNOVERS

- 1 6 times, last 1/12/13 at Den. - D (2OT)
- Corey Graham 39-yard INT-TD

MOST TDs BY OPPONENT OFF TURNOVERS

- 1 1/18/09 at Pit. - A
- Troy Polamalu 40-yard INT-TD

PENALTIES

FEWEST PENALTIES

- 0 1/15/12 vs. Hou. - D
- 2 3 times, last 1/3/15 at Pit. - WC
- 3 1/10/10 at NE - WC
- 4 12/31/00 vs. Den. - WC

MOST PENALTIES

- 10 1/14/01 at Oak. - A
- 9 1/6/13 vs. Ind. - WC
- 1/20/02 at Pit. - D
- 1/28/01 at NYG - SB

FEWEST PENALTIES BY OPPONENT

- 1 1/22/12 at NE - A
- 3 1/15/12 vs. Hou. - D
- 1/13/07 vs. Ind. - D
- 4 1/20/13 at NE - A
- 1/16/10 at Ind. - D
- 1/4/09 at Mia. - WC

MOST PENALTIES BY OPPONENT

- 12 1/10/09 at Ten. - D
- 10 1/12/13 at Den. - D (2OT)
- 9 1/15/11 at Pit. - D
- 8 1/3/15 at Pit. - WC

FEWEST PENALTIES, BOTH TEAMS

- 3 1/15/12, Bal. (0) vs. Hou. (3) - D
- 7 2/3/13, Bal. (2) at SF (5) - SB
- 1/22/12, Bal. (6) at NE (1) - A
- 1/9/11, Bal. (2) at KC (5) - WC

MOST PENALTIES, BOTH TEAMS

- 20 1/10/09, Bal. (8) at Ten. (12) - D
- 18 1/12/13, Bal. (8) at Den. (10) - D (2OT)
- 15 1/15/11, Bal. (6) at Pit. (9) - D
- 1/28/01, Bal. (9) at NYG (6) - SB
- 1/14/01, Bal. (10) at Oak. (5) - A

FEWEST YARDS PENALIZED

- 0 1/15/12 vs. Hou. - D
- 14 1/3/15 at Pit. - WC
- 15 1/10/10 at NE - WC

MOST YARDS PENALIZED

- 95 1/14/01 at Oak. - A
- 74 1/15/11 at Pit. - D
- 70 3 times, last 1/6/13 vs. Ind. - WC

FEWEST YARDS OPPONENT PENALIZED

- 5 1/22/12 at NE - A
- 19 1/13/07 vs. Ind. - D
- 20 1/15/12 vs. Hou. - D

POSTSEASON TEAM RECORDS

MOST YARDS OPPONENT PENALIZED

114	1/3/15 at Pit. - WC
93	1/15/11 at Pit. - D
89	1/10/09 at Ten. - D

FEWEST YARDS PENALIZED, BOTH TEAMS

20	1/15/12, Bal. (0) vs. Hou. (20) - D
38	1/22/12, Bal. (33) at NE (5) - A
53	2/3/13, Bal. (20) at SF (33) - SB

MOST YARDS PENALIZED, BOTH TEAMS

167	1/15/11, Bal. (74) at Pit. (93) - D
143	1/12/13, Bal. (56) at Den. (87) - D (2OT)
131	1/14/01, Bal. (95) at Oak. (36) - A

INTERCEPTIONS

MOST INTERCEPTIONS

4	1/4/09 at Mia. - WC
	1/28/01 at NYG - SB
	1/14/01 at Oak. - A

FEWEST INTERCEPTIONS

0	1/15/11 at Pit. - D
	1/18/09 at Pit. - A
1	9 times, last 1/10/15 at NE - D

MOST INTERCEPTIONS BY OPPONENT

3	1/18/09 at Pit. - A
	1/20/02 at Pit. - D
2	1/10/15 at NE - D
	1/16/10 at Ind. - D
	1/13/07 vs. Ind. - D
	1/3/04 vs. Ten. - WC

FEWEST INTERCEPTIONS BY OPPONENT

0	13 times, last 1/3/15 at Pit. - WC
---	------------------------------------

MOST CONSECUTIVE GAMES WITH INTERCEPTIONS

10	12/31/00 vs. Den. - WC
	through 1/10/09 at Ten. - D

MOST CONSECUTIVE GAMES WITH INTs BY OPPONENT

3	1/10/09 at Ten. - D
	through 1/16/10 at Ind. - D
	1/20/02 at Pit. - D
	through 1/13/07 vs. Ind. - D

MOST INTERCEPTION YARDS

108	1/4/09 at Mia. - WC (4 INTs)
95	1/10/10 at NE - WC (3 INTs)
79	1/3/04 vs. Ten. - WC (3 INTs)

MOST INTERCEPTION YARDS BY OPPONENT

51	1/20/02 at Pit. - D (3 INTs)
47	1/18/09 at Pit. - A (3 INTs)
19	1/22/12 at NE - A (1 INT)

MOST TDs ON INTERCEPTIONS

1	1/12/13 at Den. - D (2OT) (Corey Graham)
	1/4/09 at Mia. - WC (Ed Reed)
	1/3/04 vs. Ten. - WC (Will Demps)
	1/28/01 at NYG - SB (Duane Starks)
	1/7/01 at Ten. - D (Ray Lewis)

MOST TDs ON INTERCEPTIONS BY OPPONENT

1	1/18/09 at Pit. - A (Troy Polamalu)
---	-------------------------------------



On Feb. 3, 2013, Baltimore defeated San Francisco, 34-31, in Super Bowl XLVII at the Mercedes-Benz Superdome in New Orleans. The victory clinched the Ravens' second Lombardi Trophy in 17 seasons. LB Ray Lewis (above right) closed out his storied NFL career alongside longtime teammate and fellow defensive starter, S Ed Reed (above left).



On Jan. 12, 2013, the Ravens traveled to Denver for a Divisional Round matchup in which they knocked off the AFC's top seed in a 38-35 double-overtime thriller. CB Corey Graham (above) picked off two QB Peyton Manning passes, one of which he returned 39 yards for a touchdown.



In the Wild Card round at New England (1/10/10), RB Ray Rice ran 83 yards for a touchdown on the opening play from scrimmage, producing the second-longest rush in NFL postseason history. Rice finished with a Ravens' postseason record 159 rushing yards, adding 2 TDs, en route to a 33-14 victory.



John Harbaugh





Justin Tucker



M&T BANK STADIUM

M&T Bank Stadium – without a doubt – is where NFL excitement begins any given Sunday. And that’s because Baltimore Ravens home games and M&T Bank Stadium have become synonymous with winning.

Since capturing their first Super Bowl title in 2000, the Ravens have compiled an impressive home record, 91-29, the NFL’s second-best winning percentage (.758) entering 2015.

Located at the south point of Camden Yards, M&T Bank Stadium stands as the crown jewel of NFL sports facilities. Fans – proud of their Baltimore heritage – enjoy the latest technology, including stunning high definition RavensVision video screens, a new high-density WiFi network and state-of-the-art concourse designs. Combined with these exclusive amenities, the game’s excitement gives fans, friends and families an opportunity to enjoy the day together. With a capacity of 71,008, this impressive structure draws its distinctive design from the best of Baltimore’s architecture.

Completed in 1998 at a cost of \$220 million, the stadium has 128 suites and 8,196 club seats. HOK architects designed both Oriole Park at Camden Yards and the Ravens’ home. The latter was completed in less than two years and funded through a combination of proceeds generated from debt service paid by lottery proceeds, the sale of tax-exempt revenue bonds, and the Ravens.




Photo by David Wallace - Aerial Photography, Annapolis, MD

OTHER EVENTS FEATURED AT M&T BANK STADIUM SINCE 1998



- Army-Navy Football Games – 2000, 2007, 2014
- Maryland vs. Georgia Tech Football Game – 1998
- Maryland vs. Navy Football Game – 2005, 2010
- Morgan State Football – 1998-2000
- Navy vs. Notre Dame Football – 2002, 2006, 2008
- Maryland vs. West Virginia Football – 2013
- Navy vs. Ohio State Football – 2014
- Maryland vs. Penn State Football – 2015
- Salisbury vs. Frostburg Football – 1999
- Baltimore Bayhawks Lacrosse – 2002 Season
- ACC Lacrosse Tournaments – 2005-06
- Day of Rivals Lacrosse Classic – 2009-10
- Inside Lacrosse Faceoff Classic – 2007-13
- NCAA Lacrosse Championships – '03, '04, '07, '10, '11, '14
- Calvert Hall-Loyola & City-Poly Games – Annually
- MPSSAA* State HS FB Champ. – Annually since 2003
- Chelsea vs. AC Milan International Soccer – 2009
- Man City vs. Inter Milan International Soccer – 2010
- Tottenham vs. Liverpool International Soccer – 2012
- CONCACAF Gold Cup – 2013, 2015
- Dew Tour – 2007-08
- Monster Jam – 2011-13
- HFSival – 1999 (Red Hot Chili Peppers), 2005 (Foo Fighters)
- Metallica’s “Summer Sanitarium Tour” – 2000
- Kenny Chesney Concert – 2008
- U2 360° Tour Concert – 2011
- Jay-Z/Justin Timberlake “Legends of The Summer” – 2013
- Jay-Z & Beyonce “On The Run” – 2014
- Billy Joel in Concert – 2015
- One Direction “On The Road Again” – 2015

* Maryland Public Secondary Schools Athletic Association

M&T BANK STADIUM



VIDEO SCREENS & WI-FI

- Each RavensVision high definition screen, which were added in 2010, measures 24 feet high and 100 feet wide. Those dimensions would equal a 1,234-inch diagonal TV screen. It would take 600 37-inch flat screen TVs to equal one of these giant LED (light emitting diode) boards. Nearly 2.5 million individual LEDs provide the image on the two screens, allowing the highest quality pictures in the brightest sunlight and at night events.

- The high definition views allow for some of the best graphics and game action video in the league, live game highlights from around the NFL, instant replays, scores, statistics, plus player updates and features.

- The two giant screens are made up of modular LED panels – 12.6 inches by 15.1 inches. These panels were assembled into larger sections measuring 8 by 9 feet. Each section weighs 900 pounds, and there are 33 sections on each board.

- A control room that allows the high definition boards to work at peak quality was designed by VPC and installed at M&T Bank Stadium by Diversified Systems, the U.S. industry leader in the construction and installation of control rooms.

- Added in 2013 were two high definition video boards, measuring 8 feet high and 30 feet wide, which were installed at the concourse entrances of Gates A and D. (Approximately 60 percent of fans enter Gate A for all stadium events.) These new HD boards, which have split-screen capabilities, display a variety of content, ranging from in-game action, highlights, stats, messaging and entertainment video.

- Another dramatic improvement in 2013 was the addition of four new LED boards – one placed on each side of the two giant RavensVision HD video boards in the stadium's inner bowl. Additionally, new LED ribbon boards were installed to fully connect around the entire middle seating bowl.

- In 2014, four new displays featuring the latest in Daktronics SMD (Surface-Mount Device) LED technology were added to the upper concourse of the stadium, above the Miller Flight Deck, keeping fans updated on the game's excitement while away from their seats. Each of these new displays features 8 millimeter line spacing on SMD LED outdoor technology. The displays each measure 6 feet high by 22 feet wide to show fans the same content as the main video displays while they are in the upper concourse areas heading to and from restrooms or concession stands.

- During the 2015 offseason, the Ravens invested in a \$5 million project to install Wi-Fi access for fans at M&T Bank Stadium. Installation of this Wi-Fi system provides fans the ability to access their social media channels, check fantasy scores, post photos and videos, and follow game information.

“We are committed to enhancing the game-day experience at M&T Bank Stadium,” Ravens president Dick Cass stated.

SIGHTLINES

- Front row seating in the lower level is 6 feet above the playing field, high enough to eliminate any issue with obstructed views. In addition, the front row is only a short distance of 50 feet from the playing field sidelines and 20 feet from the back of the end zones.

M&T BANK STADIUM

- The distinct upper seating area includes open notches in each stadium corner, allowing spectacular views of downtown Baltimore.

SEATING

- With a seating capacity of 71,008, M&T Bank Stadium is substantially larger than its sister baseball park to the north. At 1.6 million square feet, it is nearly double Oriole Park at Camden Yards' size. Seating for the disabled is located on every level.

- The 8,196 club seats at M&T Bank Stadium offer extra-wide comfort, plus VIP parking, access to the club lounges serving specialty foods, fully-staffed bars, concierge services and scenic views of downtown Baltimore.

- Each of the 128 suites at M&T Bank Stadium hold between 20-24 people and features televisions, a private restroom, VIP parking and personal waitstaff service. Many other amenities are available to suite holders.

AMENITIES/DESIGN

- As part of a two-year, \$35 million investment that began in 2013, the Ravens enhanced the fan experience at M&T Bank Stadium with improvements to video boards, concession stands and all concourses.

- All 16 lower concourse concessions stands were upgraded, with these enhancements improving the speed of service, and also the freshness and quality of food, much of which is prepared directly in front of fans.

- Additional concession stand improvements included digital menu boards and full upgrades to all condiment counters. Renovations to upper concourse concession stands were completed prior to the 2014 NFL season.

- Additionally, in 2013 and 2014, all concourses were redesigned with a "Ravenized" theme, influenced by the brick and steel look of M&T Bank Stadium's exterior and buildings on the Camden Yards complex. These features include support columns wrapped in brick, purple accent lighting and enhanced directional signage throughout each of the venue's concourse.

- Extra-wide concourses (44-64 ft.) allow easier fan movement. Seven public elevators, numerous ramps and two escalators (to club level) assist the fan traffic.

- There are 44 concession stands in the upper, lower and club levels with delicious game-day fare, including some of Baltimore's signature favorites, such as crab cakes.

- Club Level decor features a historical perspective of football in Baltimore highlighting great games, teams and players from the area's rich football history.

TRANSPORTATION AND STADIUM SITE

- Located at 1101 Russell Street, M&T Bank Stadium is surrounded on all sides by the following elevated roadways: I-95 and the Hamburg St. bridge to the north; I-95 and I-395

(plus Light Rail line) to the east; the Ostend St. bridge to the south; and the Russell St. viaduct to the west.

- Fans can easily access the stadium using mass transit. The Light Rail has a drop-off point located directly outside Gate B.

- Parking in stadium lots, managed by Central Parking Systems, (410) 347-9330, is limited to permit holders, but downtown parking garages are also available for gameday parking, just a short walk away.

- Tailgating is welcomed in select lots at M&T Bank Stadium. For complete Tailgate Lot information, call the Ravens' Ticket Office at (410) 261-7283.



- In October 2002, after the passing of iconic QB Johnny Unitas, the Ravens erected a statue (left) of the Colts' legend outside Gate A. The piece was sculpted by local artist Frederick Kail, who was commissioned by a grassroots group that included donations from the Steve Bisciotti family, the Art Modell family, the Baltimore Orioles and numerous others. One of the signature elements of the bronze work is the famous black high tops – John's favorite football shoe. Many Ravens fans touch the left shoe of the statue for good luck prior to every game.



- In 2014, the Ravens unveiled in this plaza area a second statue (left) – one of former LB Ray Lewis, another Baltimore icon and perhaps the greatest defender in NFL history. This location is a unique picture-taking setting of the stadium for fans and vacationers. Original PSL season ticket holders also have the opportunity to locate their names etched in one of two PSL Walls of Honor. These names are a tribute to the great Ravens football fans who have supported the team that has brought Baltimore and Maryland two Super Bowl Championships (2000 and 2012).

IN-GAME ENTERTAINMENT



MASCOT POE

The game-day experience at M&T Bank Stadium is designed to offer Ravens fans a festive and colorful atmosphere by providing a variety of entertainment and excitement. And it wouldn't be complete without the Ravens' fun-loving mascot, Poe. If you would like to book Poe to fly into your next function, please visit www.baltimore Ravens.com/mascots.



RAVENS CHEERLEADERS

The Ravens' cheerleading squad has 18 members on the dance team and 35 members on the stunt team. The cheerleading squad is the only NFL team with both a dance and co-ed stunt team. Cheerleaders are in our community helping raise funds for charities and foundations in the Baltimore area. To schedule an appearance, visit: www.baltimore Ravens.com/cheerleaders.



BALTIMORE'S MARCHING RAVENS

Over 150 musicians and crew members comprise Baltimore's Marching Ravens. John Ziemann directed the Colts' Marching Band, which evolved into the Ravens' current musical performers. BMR is deeply involved in charitable causes and raises funds to help support the Baltimore community. For information on scheduling these dynamic performers, visit www.baltimore Ravens.com/band.



LIVE RAVENS

The Ravens' live mascots, Rise and Conquer, live at the Maryland Zoo in Baltimore and can be visited by fans. Fans also have an opportunity to see the birds appear at home games and a number of different Ravens events throughout the calendar year. For more information, visit www.baltimore Ravens.com/mascots.

THE LEAGUE'S LOUDEST



"This crowd here, defensively, there is no place like this place – none. I don't care how loud they cheer or how long they cheer. When they're chanting, 'Defense,' I'm happy. This is a unique, unique place."

- Ravens defensive coordinator **Dean Pees** on Baltimore's home crowd

"It was [in 2007], and I can remember everything – it made that much of an impression. Sometimes when you play in certain venues, you feel the audience. The electricity they have, the energy they're giving the team – you feel that in Baltimore. It's like the fans and the defense are in perfect sync together."

- ESPN analyst & former Patriots LB **Tedy Bruschi** on M&T Bank Stadium

M&T BANK STADIUM



On May 21, 2014, M&T Bank and the Baltimore Ravens announced a 10-year, \$60 million extension of their partnership, which includes the continuation of naming rights to M&T Bank Stadium and an array of community-focused programs, including a new initiative focused on helping at-risk children in Baltimore.

The partnership, which began as a 15-year agreement in 2003 and is now extended through 2027, has proven to reach far beyond the stadium and into the community through a range of joint initiatives.

“M&T Bank’s partnership with the Ravens isn’t about a name on a building – it’s about combining the strengths of our two teams to build a better, stronger Baltimore,” said M&T Bank president Mark Czarnecki.

Founded in 1856, M&T Bank Corp. is one of the 20 largest U.S. commercial bank holding companies, with more than 725 branch offices, 1,500 ATMs and 15,000 employees in New York, Maryland, Pennsylvania, Washington, D.C., Virginia, West Virginia, New Jersey, Florida, Delaware and Toronto, Canada.

“Our partnership with M&T is based on shared values and has produced impact on both companies and this community,” said Ravens owner Steve Bisciotti. “This agreement is a natural extension of our strong relationship and mutual commitment to pursuing excellence and strengthening this region. We look forward to continuing to work with M&T and helping those in need.”

A component of the partnership was the initiative to establish a Judith P. Hoyer Early Child Care and Family Education Center (Judy Center), which provides comprehensive services to increase school readiness for at-risk children under age five and their families. The Judy Center is located at Arundel Elementary/Middle School in the Cherry Hill section of Baltimore City and is being organized through the Baltimore Community Foundation (BCF). The Ravens and M&T provided a total of \$600,000 in funding for the project.

Other community initiatives include the following:

M&T Bank Honor Rows:



Since 2003, M&T Bank and the Baltimore Ravens have honored nearly 9,000 young people from a range of organizations, including Big Brothers Big Sisters of the Greater Chesapeake, recognizing their outstanding volunteer work. For each Ravens home game, 100 young people receive tickets, Honor Rows t-shirts, a pre-game on-field visit and official in-game recognition on the RavensVision HD video screens.

M&T BANK STADIUM



M&T Bank Touchdown for Teachers:

The Touchdown for Teachers program recognizes local teachers for outstanding service to their schools and communities. Five finalists (the inaugural 2014 group pictured right) are chosen annually based on their involvement in the school or community, degree of positive impact and their demonstrated commitment to education. The 2015 grand prize winner was Julie Macro, who teaches all subjects to her fifth-grade students at Mars Estates Elementary School (Essex, MD). Macro received a \$2,000 grant for her school and a classroom visit by Ravens WR Kamar Aiken and TE Dennis Pitta.



Ravens Foundation Partner:

Since the inception of the partnership in 2003, more than \$1 million has been allocated from M&T to the Ravens Foundation, Inc. to support a range of community groups. Each year, M&T employees volunteer to help at Ravens community events, including food drives, Habitat for Humanity builds, Play 60 events and Earth Day clean-ups. In 2014, M&T employees volunteered more than 500 hours of service.

Partnership Facts:

M&T Bank receives extensive corporate branding exposure combined with promotions related to being the Ravens' official bank, such as offering the exclusive Ravens debit card. On gameday, M&T Bank is featured on an array of interior and exterior stadium signage and branding, seen by 71,008 fans and millions more on TV. M&T Bank also provides banking services through nine ATMs located throughout the stadium and an M&T booth on Ravens Walk. There is also hospitality and special event access for M&T at the stadium, the Ravens' training facility and other Ravens-sponsored events.

THE M&T ADVANTAGE

Simply put, the Baltimore Ravens have been dominant at home since the day they arrived in Charm City. Below are the Ravens' respective home records and corresponding NFL rankings during several periods.

RAVENS HOME RECORDS (NFL Rankings)

Time Period (Milestone)	Record	NFL Rank
Since 2010 (Past Five Seasons)	33-7	3
Since 2008 (John Harbaugh Arrival)	45-11	2
Since 2000 (First Super Bowl Season)	91-29	2
Since 1998 (M&T Bank Stadium Opened)	99-37	3
Since 1996 (Team's Inception)	106-45-1	4t

Under John Harbaugh, the Ravens have won 36 of their last 43 regular season home games and are 45-11 in games played in Baltimore, ranking as the league's second-best home mark since the 2008 NFL campaign began.

NFL'S BEST REGULAR SEASON HOME RECORDS (John Harbaugh Era / 2008-14)

Rk.	Team	Record	Pct.
1.	New England Patriots	49-7	.875
2.	Baltimore Ravens	45-11	.804
3.	Green Bay Packers	44-11-1	.795
4.	Ind., NO, Pit.	40-16	.714



M&T BANK STADIUM: GOLD STANDARD



In 2013, the Ravens, in partnership with the Maryland Stadium Authority (MSA), earned a LEED-certified Gold designation for M&T Bank Stadium from the U.S. Green Building Council (USGBC).

LEED (Leadership in Energy and Environmental Design) strives to deliver energy- and water-efficient, healthy, environmentally-friendly, cost-savings buildings, homes and communities.

M&T Bank Stadium is the first existing outdoor professional sports facility in the United States – including all NFL and Major League Baseball stadiums – to receive USGBC's Gold rating. A LEED certification is recognized across the globe as the premier mark of achievement in green building.

IN THEIR OWN WORDS

"I'm pleased to celebrate the LEED-certified Gold designation with our World Champions. Working together, we're meeting some of the most ambitious energy reduction goals in the nation, fostering innovation and job creation that will lead to a better, more sustainable future for our children."

- Former Maryland Governor Martin O'Malley

"The Ravens attempt to set a standard in everything they do, both on and off the field. Working hard to stay green and sustainable at M&T Bank Stadium is another example of the Ravens doing the right thing in their community at a consistently-high level."

- NFL Commissioner Roger Goodell

"In conjunction with and support from the Maryland Stadium Authority, the Ravens wanted to step forward as a leader in the stadium industry by pushing the envelope with efficiency and sustainability. Our staff, headed by Roy Sommerhof, used creative strategies that produced significant energy and maintenance efficiencies and cost savings."

- Baltimore Ravens President Dick Cass

"Achieving LEED status does more than showcase our commitment to the environment. This standard of excellence enhances the value of our stadium. For many sports and entertainment entities, sustainability is a key factor in selecting venues. This designation improves our chances to attract these events."

- Maryland Stadium Authority Chairman John Morton III

SUSTAINABILITY FACTS FOR M&T BANK STADIUM

- The stadium's efficient irrigation system and adaptive vegetation reduces 30% of its potable water for outside irrigation.
- Electricity at the stadium was reduced from 15,952,984 kilowatt hours in 2005 to 10,881,579 in 2012.
- The electricity savings of 5,071,405 kilowatt hours can heat about 440 homes for a year.
- Installation of waterless urinals & water-efficient restroom fixtures saves the stadium over 3 million gallons of water per year.
- 43% water reduction with the installation of over 400 waterless urinals
- 38% of M&T Bank Stadium staff use alternative transportation to work, contributing to the stadium's carbon footprint reduction of 123,070 metric tons of greenhouse gas emissions per year.
- 71% of regularly-occupied spaces have access to outdoor views of Baltimore
- The stadium is 27% above the national average in energy efficiency.
- The stadium recycles 31% of its regular waste.

Ravens president Dick Cass (left) and former Maryland governor Martin O'Malley (right) accept the LEED-certified Gold designation from Jason Hartke (center) of the U.S. Green Building Council.



M&T BANK STADIUM SEATING



GAMEDAY BROADCAST TEAM



WBAL 1090AM
97.9HD4 WBAL.COM
THE ONLY STATION THAT MATTERS

98ROCK
97.9 baltimore

**BALTIMORE
RAVENS.COM**

Pictured from left to right is the radio team of Gerry Sandusky, Stan White and Qadry Ismail. The trio brings a wealth of knowledge to game broadcasts on WBAL Radio 1090 AM and 98Rock WIYY FM (and streamed live on baltimore Ravens.com). Preseason games are called by the radio team on WBAL Radio and 98Rock and simulcast on WBAL-TV, Comcast SportsNet, WHTM-TV (Pennsylvania) and WJLA-TV (Washington, D.C.).

Ravens games can be heard on 98Rock WIYY (97.9 FM), WBAL 1090 AM, baltimore Ravens.com and on 12 regional affiliates (listed below). This network broadcasts each Ravens game and spans four states – including Maryland, Pennsylvania, Delaware and West Virginia – and Washington, D.C. Gerry Sandusky, WBAL-TV 11 sports director, gives the play-by-play and serves as the executive

producer for the broadcast team that includes Qadry Ismail and Stan White. Ismail, a member of the Ravens' 2000 Super Bowl XXXV team, provides on-field experience and knowledgeable insight on players and situations. White, a former NFL standout for the Baltimore Colts and Detroit Lions, is regarded as one of the top NFL analysts.

RAVENS RADIO AFFILIATES

MARYLAND

Annapolis
WNAV • 1430 AM

Cambridge

WCEM • 106.3 FM/1240 AM

Cumberland

WCBC • 107.1 FM

Hagerstown

WARK • 1490 AM/98.9 FM

Ocean City

WZBH • 93.5 FM

Salisbury

WICO • 1320 AM

Thurmont

WTHU • 1450 AM

Westminster

WTTR • 1470 AM

PENNSYLVANIA

York
WSBA • 910 AM

DELAWARE

Newark
WWTX • 1290 AM

WASHINGTON, D.C.

WBIG • 100.3 FM

WEST VIRGINIA

WEPM • 1340 AM



RAVENS RADIO LOCKER ROOM SHOW runs 15 minutes after each Ravens game throughout the season. This gameday wrap-up features the live post-game press conferences of head coach John Harbaugh (pictured above with play-by-play announcer Gerry Sandusky) and is followed by several player interviews. The show is hosted by Stan White in the Ravens' locker room.

TURN ON. TUNE IN. TEAM UP WITH THE RAVENS



Our panel tackles the latest headlines and hottest topics in this weekly studio show. Each episode features a special guest, including prominent sports media, front office staff, players or other Ravens insiders. Fans can weigh in using social media. Visit the Ravens Unscripted Poll Center to VOTE in our weekly polls. Results are revealed on the show.

SATURDAY 2:30 PM



See the plays, hear the sideline conversations and feel the hits on Ravens Wired, the only behind-the-scenes show featuring a Ravens player wired for sound during each week's game. Go behind the bench for in-game adjustments and inside the locker room for Head Coach John Harbaugh's post-game speech.



SUNDAY 11:00 AM



|| WIRED ||



Ravens Report is the Emmy Award-winning flagship program of the Baltimore Ravens that showcases life in the NFL. This magazine-style show features behind-the-scenes access to players and coaches as they prepare for each week's opponent. An interview with Head Coach John Harbaugh, an exclusive look at the game plan, and the Eisenberg Minute – featuring columnist John Eisenberg – are among the program's staple features.

PRESENTED BY
 MedStar Health

SUNDAY 11:30 AM



BROUGHT TO YOU BY



RAVENS PRODUCTIONS

2015 NFL REGULAR SEASON SCHEDULE

ALL TIMES EASTERN

WEEK 1

THURSDAY, SEPTEMBER 10

Pittsburgh Steelers at New England Patriots 8:30p

SUNDAY, SEPTEMBER 13

Indianapolis Colts at Buffalo Bills 1:00p

Green Bay Packers at Chicago Bears 1:00p

Kansas City Chiefs at Houston Texans 1:00p

Carolina Panthers at Jacksonville Jaguars 1:00p

Cleveland Browns at New York Jets 1:00p

Seattle Seahawks at St. Louis Rams 1:00p

Miami Dolphins at Washington Redskins 1:00p

New Orleans Saints at Arizona Cardinals 4:05p

Detroit Lions at San Diego Chargers 4:05p

Baltimore Ravens at Denver Broncos 4:25p

Cincinnati Bengals at Oakland Raiders 4:25p

Tennessee Titans at Tampa Bay Buccaneers 4:25p

New York Giants at Dallas Cowboys 8:30p

MONDAY, SEPTEMBER 14

Philadelphia Eagles at Atlanta Falcons 7:10p

Minnesota Vikings at San Francisco 49ers 10:20p

WEEK 2

THURSDAY, SEPTEMBER 17

Denver Broncos at Kansas City Chiefs 8:25p

SUNDAY, SEPTEMBER 20

New England Patriots at Buffalo Bills 1:00p

Houston Texans at Carolina Panthers 1:00p

Arizona Cardinals at Chicago Bears 1:00p

San Diego Chargers at Cincinnati Bengals 1:00p

Tennessee Titans at Cleveland Browns 1:00p

Detroit Lions at Minnesota Vikings 1:00p

Tampa Bay Buccaneers at New Orleans Saints 1:00p

Atlanta Falcons at New York Giants 1:00p

San Francisco 49ers at Pittsburgh Steelers 1:00p

St. Louis Rams at Washington Redskins 1:00p

Miami Dolphins at Jacksonville Jaguars 4:05p

Baltimore Ravens at Oakland Raiders 4:05p

Dallas Cowboys at Philadelphia Eagles 4:25p

Seattle Seahawks at Green Bay Packers 8:30p

MONDAY, SEPTEMBER 21

New York Jets at Indianapolis Colts 8:30p

WEEK 3

THURSDAY, SEPTEMBER 24

Washington Redskins at New York Giants 8:25p

SUNDAY, SEPTEMBER 27

Cincinnati Bengals at Baltimore Ravens 1:00p

New Orleans Saints at Carolina Panthers 1:00p

Oakland Raiders at Cleveland Browns 1:00p

Atlanta Falcons at Dallas Cowboys 1:00p

Tampa Bay Buccaneers at Houston Texans 1:00p

San Diego Chargers at Minnesota Vikings 1:00p

Jacksonville Jaguars at New England Patriots 1:00p

Philadelphia Eagles at New York Jets 1:00p

Pittsburgh Steelers at St. Louis Rams 1:00p

Indianapolis Colts at Tennessee Titans 1:00p

San Francisco 49ers at Arizona Cardinals 4:05p

Buffalo Bills at Miami Dolphins 4:25p

Chicago Bears at Seattle Seahawks 4:25p

Denver Broncos at Detroit Lions 8:30p

MONDAY, SEPTEMBER 28

Kansas City Chiefs at Green Bay Packers 8:30p

WEEK 4

(BYES: NE, TEN)

THURSDAY, OCTOBER 1

Baltimore Ravens at Pittsburgh Steelers 8:25p

SUNDAY, OCTOBER 4

New York Jets at Miami Dolphins (London) 9:30a

Houston Texans at Atlanta Falcons 1:00p

New York Giants at Buffalo Bills 1:00p

Oakland Raiders at Chicago Bears 1:00p

Kansas City Chiefs at Cincinnati Bengals 1:00p

Jacksonville Jaguars at Indianapolis Colts 1:00p

Carolina Panthers at Tampa Bay Buccaneers 1:00p

Philadelphia Eagles at Washington Redskins 1:00p

Cleveland Browns at San Diego Chargers 4:05p

St. Louis Rams at Arizona Cardinals 4:25p

Minnesota Vikings at Denver Broncos 4:25p

Green Bay Packers at San Francisco 49ers 4:25p

Dallas Cowboys at New Orleans Saints 8:30p

MONDAY, OCTOBER 5

Detroit Lions at Seattle Seahawks 8:30p

WEEK 5

(BYES: CAR, MIA, MIN, NYJ)

THURSDAY, OCTOBER 8

Indianapolis Colts at Houston Texans 8:25p

SUNDAY, OCTOBER 11

Washington Redskins at Atlanta Falcons 1:00p

Cleveland Browns at Baltimore Ravens 1:00p

Seattle Seahawks at Cincinnati Bengals 1:00p

St. Louis Rams at Green Bay Packers 1:00p

Chicago Bears at Kansas City Chiefs 1:00p

New Orleans Saints at Philadelphia Eagles 1:00p

Jacksonville Jaguars at Tampa Bay Buccaneers 1:00p

Buffalo Bills at Tennessee Titans 1:00p

Arizona Cardinals at Detroit Lions 4:05p

New England Patriots at Dallas Cowboys 4:25p

Denver Broncos at Oakland Raiders 4:25p

San Francisco 49ers at New York Giants * 8:30p

MONDAY, OCTOBER 12

Pittsburgh Steelers at San Diego Chargers 8:30p

WEEK 6

(BYES: DAL, OAK, STL, TB)

THURSDAY, OCTOBER 15

Atlanta Falcons at New Orleans Saints 8:25p

SUNDAY, OCTOBER 18

Cincinnati Bengals at Buffalo Bills 1:00p

Denver Broncos at Cleveland Browns 1:00p

Chicago Bears at Detroit Lions 1:00p

Houston Texans at Jacksonville Jaguars 1:00p

Kansas City Chiefs at Minnesota Vikings 1:00p

Washington Redskins at New York Jets 1:00p

Arizona Cardinals at Pittsburgh Steelers 1:00p

Miami Dolphins at Tennessee Titans 1:00p

Carolina Panthers at Seattle Seahawks 4:05p

San Diego Chargers at Green Bay Packers 4:25p

Baltimore Ravens at San Francisco 49ers 4:25p

New England Patriots at Indianapolis Colts * 8:30p

MONDAY, OCTOBER 19

New York Giants at Philadelphia Eagles 8:30p

2015 NFL REGULAR SEASON SCHEDULE

ALL TIMES EASTERN

WEEK 7

(BYES: CHI, CIN, DEN, GB)

THURSDAY, OCTOBER 22

Seattle Seahawks at San Francisco 49ers 8:25p

SUNDAY, OCTOBER 25

Buffalo Bills at Jacksonville Jaguars (London) 9:30a

Minnesota Vikings at Detroit Lions 1:00p

New Orleans Saints at Indianapolis Colts 1:00p

Pittsburgh Steelers at Kansas City Chiefs 1:00p

Houston Texans at Miami Dolphins 1:00p

New York Jets at New England Patriots 1:00p

Cleveland Browns at St. Louis Rams 1:00p

Atlanta Falcons at Tennessee Titans 1:00p

Tampa Bay Buccaneers at Washington Redskins 1:00p

Oakland Raiders at San Diego Chargers 4:05p

Dallas Cowboys at New York Giants 4:25p

Philadelphia Eagles at Carolina Panthers * 8:30p

MONDAY, OCTOBER 26

Baltimore Ravens at Arizona Cardinals 8:30p

WEEK 8

(BYES: BUF, JAX, PHI, WAS)

THURSDAY, OCTOBER 29

Miami Dolphins at New England Patriots 8:25p

SUNDAY, NOVEMBER 1

Detroit Lions at Kansas City Chiefs (London) 9:30a

Tampa Bay Buccaneers at Atlanta Falcons 1:00p

San Diego Chargers at Baltimore Ravens 1:00p

Minnesota Vikings at Chicago Bears 1:00p

Arizona Cardinals at Cleveland Browns 1:00p

Tennessee Titans at Houston Texans 1:00p

New York Giants at New Orleans Saints 1:00p

Cincinnati Bengals at Pittsburgh Steelers 1:00p

San Francisco 49ers at St. Louis Rams 1:00p

New York Jets at Oakland Raiders 4:05p

Seattle Seahawks at Dallas Cowboys 4:25p

Green Bay Packers at Denver Broncos * 8:30p

MONDAY, NOVEMBER 2

Indianapolis Colts at Carolina Panthers 8:30p

WEEK 9

(BYES: ARI, BAL, DET, HOU, KC, SEA)

THURSDAY, NOVEMBER 5

Cleveland Browns at Cincinnati Bengals 8:25p

SUNDAY, NOVEMBER 8

Miami Dolphins at Buffalo Bills 1:00p

Green Bay Packers at Carolina Panthers 1:00p

St. Louis Rams at Minnesota Vikings 1:00p

Washington Redskins at New England Patriots 1:00p

Tennessee Titans at New Orleans Saints 1:00p

Jacksonville Jaguars at New York Jets 1:00p

Oakland Raiders at Pittsburgh Steelers 1:00p

Atlanta Falcons at San Francisco 49ers 4:05p

New York Giants at Tampa Bay Buccaneers 4:05p

Denver Broncos at Indianapolis Colts 4:25p

Philadelphia Eagles at Dallas Cowboys * 8:30p

MONDAY, NOVEMBER 9

Chicago Bears at San Diego Chargers 8:30p

WEEK 10

(BYES: ATL, IND, SD, SF)

THURSDAY, NOVEMBER 12

Buffalo Bills at New York Jets 8:25p

SUNDAY, NOVEMBER 15

Jacksonville Jaguars at Baltimore Ravens 1:00p

Detroit Lions at Green Bay Packers 1:00p

Miami Dolphins at Philadelphia Eagles 1:00p

Cleveland Browns at Pittsburgh Steelers 1:00p

Chicago Bears at St. Louis Rams 1:00p

Dallas Cowboys at Tampa Bay Buccaneers 1:00p

Carolina Panthers at Tennessee Titans 1:00p

New Orleans Saints at Washington Redskins 1:00p

Minnesota Vikings at Oakland Raiders 4:05p

Kansas City Chiefs at Denver Broncos 4:25p

New England Patriots at New York Giants 4:25p

Arizona Cardinals at Seattle Seahawks * 8:30p

MONDAY, NOVEMBER 16

Houston Texans at Cincinnati Bengals 8:30p

WEEK 11

(BYES: CLE, NO, NYG, PIT)

THURSDAY, NOVEMBER 19

Tennessee Titans at Jacksonville Jaguars 8:25p

SUNDAY, NOVEMBER 22

Indianapolis Colts at Atlanta Falcons 1:00p

St. Louis Rams at Baltimore Ravens 1:00p

Washington Redskins at Carolina Panthers 1:00p

Denver Broncos at Chicago Bears 1:00p

Oakland Raiders at Detroit Lions 1:00p

New York Jets at Houston Texans 1:00p

Dallas Cowboys at Miami Dolphins 1:00p

Green Bay Packers at Minnesota Vikings 1:00p

Tampa Bay Buccaneers at Philadelphia Eagles 1:00p

Cincinnati Bengals at Arizona Cardinals 4:05p

San Francisco 49ers at Seattle Seahawks 4:25p

Kansas City Chiefs at San Diego Chargers * 8:30p

MONDAY, NOVEMBER 23

Buffalo Bills at New England Patriots 8:30p

WEEK 12

THURSDAY, NOVEMBER 26

Philadelphia Eagles at Detroit Lions 12:30p

Carolina Panthers at Dallas Cowboys 4:30p

Chicago Bears at Green Bay Packers 8:30p

SUNDAY, NOVEMBER 29

Minnesota Vikings at Atlanta Falcons 1:00p

St. Louis Rams at Cincinnati Bengals 1:00p

New Orleans Saints at Houston Texans 1:00p

Tampa Bay Buccaneers at Indianapolis Colts 1:00p

San Diego Chargers at Jacksonville Jaguars 1:00p

Buffalo Bills at Kansas City Chiefs 1:00p

Miami Dolphins at New York Jets 1:00p

Oakland Raiders at Tennessee Titans 1:00p

New York Giants at Washington Redskins 1:00p

Arizona Cardinals at San Francisco 49ers 4:05p

Pittsburgh Steelers at Seattle Seahawks 4:25p

New England Patriots at Denver Broncos * 8:30p

MONDAY, NOVEMBER 30

Baltimore Ravens at Cleveland Browns 8:30p

2015 NFL REGULAR SEASON SCHEDULE

ALL TIMES EASTERN

WEEK 13

THURSDAY, DECEMBER 3

Green Bay Packers at Detroit Lions 8:25p

SUNDAY, DECEMBER 6

Houston Texans at Buffalo Bills 1:00p

San Francisco 49ers at Chicago Bears 1:00p

Cincinnati Bengals at Cleveland Browns 1:00p

Baltimore Ravens at Miami Dolphins 1:00p

Seattle Seahawks at Minnesota Vikings 1:00p

Carolina Panthers at New Orleans Saints 1:00p

New York Jets at New York Giants 1:00p

Arizona Cardinals at St. Louis Rams 1:00p

Atlanta Falcons at Tampa Bay Buccaneers 1:00p

Jacksonville Jaguars at Tennessee Titans 1:00p

Kansas City Chiefs at Oakland Raiders 4:05p

Denver Broncos at San Diego Chargers 4:05p

Philadelphia Eagles at New England Patriots 4:25p

Indianapolis Colts at Pittsburgh Steelers * 8:30p

MONDAY, DECEMBER 7

Dallas Cowboys at Washington Redskins 8:30p

WEEK 14

THURSDAY, DECEMBER 10

Minnesota Vikings at Arizona Cardinals 8:25p

SUNDAY, DECEMBER 13

Atlanta Falcons at Carolina Panthers 1:00p

Washington Redskins at Chicago Bears 1:00p

Pittsburgh Steelers at Cincinnati Bengals 1:00p

San Francisco 49ers at Cleveland Browns 1:00p

New England Patriots at Houston Texans 1:00p

Indianapolis Colts at Jacksonville Jaguars 1:00p

San Diego Chargers at Kansas City Chiefs 1:00p

Tennessee Titans at New York Jets 1:00p

Buffalo Bills at Philadelphia Eagles 1:00p

Detroit Lions at St. Louis Rams 1:00p

New Orleans Saints at Tampa Bay Buccaneers 1:00p

Oakland Raiders at Denver Broncos 4:05p

Dallas Cowboys at Green Bay Packers 4:25p

Seattle Seahawks at Baltimore Ravens * 8:30p

MONDAY, DECEMBER 14

New York Giants at Miami Dolphins 8:30p

WEEK 15

THURSDAY, DECEMBER 17

Tampa Bay Buccaneers at St. Louis Rams 8:25p

SATURDAY, DECEMBER 19

New York Jets at Dallas Cowboys 8:25p

SUNDAY, DECEMBER 20

Kansas City Chiefs at Baltimore Ravens 1:00p

Houston Texans at Indianapolis Colts 1:00p

Atlanta Falcons at Jacksonville Jaguars 1:00p

Chicago Bears at Minnesota Vikings 1:00p

Tennessee Titans at New England Patriots 1:00p

Carolina Panthers at New York Giants 1:00p

Arizona Cardinals at Philadelphia Eagles 1:00p

Buffalo Bills at Washington Redskins 1:00p

Green Bay Packers at Oakland Raiders 4:05p

Cleveland Browns at Seattle Seahawks 4:05p

Denver Broncos at Pittsburgh Steelers 4:25p

Miami Dolphins at San Diego Chargers 4:25p

Cincinnati Bengals at San Francisco 49ers * 8:30p

MONDAY, DECEMBER 21

Detroit Lions at New Orleans Saints 8:30p

WEEK 16

THURSDAY, DECEMBER 24

San Diego Chargers at Oakland Raiders 8:25p

SATURDAY, DECEMBER 26

Washington Redskins at Philadelphia Eagles 8:25p

SUNDAY, DECEMBER 27

Carolina Panthers at Atlanta Falcons 1:00p

Dallas Cowboys at Buffalo Bills 1:00p

San Francisco 49ers at Detroit Lions 1:00p

Cleveland Browns at Kansas City Chiefs 1:00p

Indianapolis Colts at Miami Dolphins 1:00p

New York Giants at Minnesota Vikings 1:00p

Jacksonville Jaguars at New Orleans Saints 1:00p

New England Patriots at New York Jets 1:00p

Chicago Bears at Tampa Bay Buccaneers 1:00p

Houston Texans at Tennessee Titans 1:00p

Green Bay Packers at Arizona Cardinals 4:25p

St. Louis Rams at Seattle Seahawks 4:25p

Pittsburgh Steelers at Baltimore Ravens * 8:30p

MONDAY, DECEMBER 28

Cincinnati Bengals at Denver Broncos 8:30p

WEEK 17

SUNDAY, JANUARY 3

New Orleans Saints at Atlanta Falcons 1:00p

New York Jets at Buffalo Bills 1:00p

Tampa Bay Buccaneers at Carolina Panthers 1:00p

Detroit Lions at Chicago Bears 1:00p

Baltimore Ravens at Cincinnati Bengals 1:00p

Pittsburgh Steelers at Cleveland Browns 1:00p

Washington Redskins at Dallas Cowboys 1:00p

Minnesota Vikings at Green Bay Packers 1:00p

Jacksonville Jaguars at Houston Texans 1:00p

Tennessee Titans at Indianapolis Colts 1:00p

Oakland Raiders at Kansas City Chiefs 1:00p

New England Patriots at Miami Dolphins 1:00p

Philadelphia Eagles at New York Giants 1:00p

Seattle Seahawks at Arizona Cardinals 4:25p

San Diego Chargers at Denver Broncos 4:25p

St. Louis Rams at San Francisco 49ers 4:25p

Sunday night game in Week 17 TBD

POSTSEASON

SATURDAY, JANUARY 9

AFC and NFC Wild Card Playoffs

SUNDAY, JANUARY 10

AFC and NFC Wild Card Playoffs

SATURDAY, JANUARY 16

AFC and NFC Divisional Playoffs

SUNDAY, JANUARY 17

AFC and NFC Divisional Playoffs

SUNDAY, JANUARY 24

AFC and NFC Championship Games

SUNDAY, JANUARY 31

AFC-NFC Pro Bowl (ESPN)

SUNDAY, FEBRUARY 7

Super Bowl 50 in San Francisco (CBS)

* - Sunday night games in Weeks 5-16 subject to change

INDEX

A-I

Abato, Theresa	72	Ed Block Courage Award Winners	250
Aiken, Kamar	87	Elam, Matt	118
Behind Enemy Lines	88	Red Zone Force	119
Alexander, Chad	61	Eller, Bob	69
Allen, Javorius	268	Engram, Bobby	32
Homegrown Pro Bowlers	269	Ravens Wideouts	33
Mid-To-Late First-Round Finds	269	Extra Effort Award	261
All-Time Rankings, Defense	426	Facility, Under Armour Performance Center	79
All-Time Rankings, Offense	425	Firsts, M&T Bank Stadium	150
All-Time Win/Loss Results	363	Firsts, Ravens Franchise	98
Andres, Michelle	69	Flacco, Joe	121
Angulo, Richard	27	Flacco is the First	123
Arrington, Kyle	90	Game-Winning Drives	127
Attendance, All-Time	346	Super Bowl XLVII MVP	128
Azevedo, Mark	62	Forsett, Justin	130
Baltimore Football History	330	Forsett's Career Year	134
Baltimore Ravens History	330	Foundations, Ravens	80
Band, Marching Ravens	468	Game-by-Game Defense, 2014	302
Barnett, Juney	49	Game-by-Game Offense, 2014	301
Bilukidi, Christo	93	Game-by-Game Postseason, 2014	303
Best Postseason Mark	93	Game-by-Game Summaries, 2014	304
Bischoff, Andy	50	Gillmore, Crockett	135
Bisciotti, Steve	4	Glowik, Jack	63
Blackburn, David	62	Goering, Jeff	70
Boyle, Nick	271	Greenwood, Chris	137
Brigance, O.J.	60	Guy, Lawrence	138
Brooks, Clarence	28	Hammock, Thomas	34
Stout vs. The Run	29	Forsett Flourishes	35
Brooks, Terrence	95	Harbaugh, John	14
Playoff Picks	96	Harbaugh Year-by-Year	15
Brown, Arthur	97	Ravens Second in NFL	15
Brown, Marlon	99	Making his Mark	17
Playoff Performers	100	Harbaugh in the Playoffs	20
Brown, Randy	50	Harbaugh Immortalized with Statue at Alma Mater	67
Burchell, Ed	72	Hendrickson, Milt	64
Butler, Jeremy	102	Hewitt, Chris	36
Byrne, Kevin	66	A Profitable Return	37
Campanaro, Michael	103	At Home Under Harbaugh	37
Canty, Chris	106	Hill III, Will	141
History of Dominance	109	Honor Roll, 2014	292
15 Years of Dominance	110	Honor Rows	469
Cass, Dick	6	Honors, Ravens, All-Time	347
Castillo, Juan	30	Hortiz, Joe	58
Prime Protection	31	The "20/20 Club"	58
Cheerleaders	468	How the 2014 Ravens Were Built	299
Coaches, All-Time	53	Hurst, James	143
Cohen, Scott	50	Individual Records	428
Coller, Jim	72	Combined Kick Returns	439
Comeback Victories	148	Combined Yards Gained	435
Community	80	Field Goals, Longest	440
Cox, Morgan	111	Fumbles	437
A Strong Return	112	Interceptions	436
Cunningham, Ian	63	Kickoff Returns	439
Davis, Carl	266	Passing	431
DeCosta, Eric	54	Punt Returns	438
Success Across the Draft Board	55	Punting	440
Defensive TDs, All-Time	430	Receiving	433
Downs, Brad	72	Rushing	434
Draft Choices, 2015	262	Sacks	437
All-Time	359	Scoring	428
College	361	Scrimmage Yards	435
Dubé, Jon	67	Service	428
Dumervil, Elvis	113	Tackles	437
Record-Setting Season	115	INT Returns for TDs, All-Time	295
2014 NFL's Top Sack Duo	117		

INDEX

J-P

Jackson, Asa	144	Super Bowls Since 2000	11
Getting 'Em Out	145	Top 5 GMs	12
Defensive Numbers to Rave About	146	GM/HC Combos	12
Jackson, Elizabeth	73	Newsome, Vincent	57
Jacobs, Tramain	147	NFL Rankings, 2014	322
Jankowski, Bill	73	NFL Schedule, 2015	475
Jensen, Ryan	148	NFL Standings, 2014	323
Jernigan, Timmy	149	Ogden, Jonathan (Hall of Famer)	341
Johnny Unitas Statue	467	Opponents, Ravens vs. NFL	370
Jones, Marcel	151	Opponents, Single-Game Bests	448
Top Offensive Outputs	151	Orr, Zachary	177
Juszczyk, Kyle	152	Shutout City	177
Koch, Sam	154	Points in the Bank	178
Soaring with Sam	155	Osemele, Kelechi	179
Pinning 'Em Deep	159	Overtime Games, All-Time	363
Kokinis, George	59	Parsons, Dan	51
Top 10 Success	59	Pees, Dean	23
Koppelman, Baker	70	2014 Defensive Numbers to Rave About	24
Largest Crowds	369	Perriman, Breshad	263
LEED Environmental Award	471	Pitta, Dennis	181
Levine Sr., Anthony	160	Players, 2015	87
Offensive Defense	161	Draft Choices	262
Lewis, Kendrick	162	First-Year Players	274
Home Fast Facts	164	Rookie Free Agents	277
Lewis, Ray (Ravens Legend)	342	Veterans	87
Lewis, Ray (Statue)	467	Player Foundations	80
Lewis-Moore, Kapron	165	Player Honors, 2014	300
The M&T Advantage	165	Player Participation, 2014	296
M&T Bank Stadium	465	Pointer, Quinton	185
Amenities	467	Postseason Individual Records	449
Entertainment	468	Combined Kick Returns	456
Events	465	Combined Yards Gained	453
History	465	Fumbles	454
Johnny Unitas Statue	467	Interceptions	454
RavensVision Video Screens	466	Kickoff Returns	456
Ray Lewis Statue	467	Passing	450
Seating	467	Punt Returns	455
Seating Chart	472	Punting	457
Tailgating	467	Receiving	451
Transportation	467	Rushing	452
Macdonald, Mike	50	Sacks	454
Martindale, Don	38	Scoring	449
The NFL's Marquee MLB Duo	39	Scrimmage Yards	453
Mascot	468	Service	449
McClellan, Albert	166	Tackles	454
McLaughlin, Megan	51	Postseason Team Records	458
Means, Steven	169	First Downs	458
Sack Differential	170	Fumbles	460
Medical Staff	78	Interceptions	461
Melvin, Rashaan	171	Kickoff Returns	460
Convincing Fashion	172	Net Yards	458
Monachino, Ted	40	Passing	459
Baltimore Bookends	41	Penalties	460
Monroe, Eugene	173	Punt Returns	459
Record-Setting Offense	174	Punting	459
Moriarty, Pat	56	Rushing	458
Mornhinweg, Marty	42	Scoring	458
Flacco is First	43	Turnovers	460
Mosley, C.J.	175	Wins/Losses	458
Myers, Robert	272	Preseason Results, All-Time	364
Newsome, Ozzie	7	Primetime Ravens	362
Ozzie Newsome Snapshot	7	Pro Bowl Ravens, 2014	292
Key Free Agent Signings	9	Pro Bowl Ravens, All-Time	349
Ravens First-Round Picks	10	Pronunciation Guide	225

INDEX

R-Z

Rankings, Ravens All-Time	425	Kickoff Returns	445
Rankings, Ravens Year-by-Year Totals	427	Net Yards	443
Defensive Dominance	427	Passing	444
Rankings, Top 2014 Ravens	322	Penalties	447
Ravens, 20-Year Staff	78	Punt Returns	445
Ravens Foundation	80	Punting	445
Ravens History	330	Rushing	443
Ravens Radio Network/Affiliates	473	Scoring	441
Ray Lewis Statue	467	Turnovers	447
Records, Individual	428	Victories	441
Records, Opponents (Single-Game)	448	Television Programming	474
Records, Team	441	Top 10 Offensive/Defensive Games	101
Reed, Ed (Ravens Legend)	344	Touchdown For Teachers	470
Reid, Jah	186	Toussaint, Fitzgerald	224
Reisner, Allen	187	Trades, All-Time	346
Results, All-Time	365	Trawick, Brynden	226
Reuland, Konrad	188	Trestman, Marc	25
Ring of Honor	369	Ravens Offense Soars	26
Robinson, Aldrick	189	Trestman as an OC	26
Make 'Em Count	190	Tucker, Justin	228
Rochlitz, Kevin	71	Best in the NFL	229
Rogucki, Bob	48	Turnover Table 2000-14	105
Rosburg, Jerry	21	Tyson, DeAngelo	233
Roster, All-Time	350	No 100s Here	234
Rosters, 2015	286	Strong Scoring Defense in 2014	235
Schaub, Matt	191	Under Armour Performance Center	79
Schedule & Team Information, 2015	1	Unitas, Johnny (Statue)	467
Scoring, All-Time	429	Unsung Hero Award	133
Season Trends, 2014	292	Upshaw, Courtney	236
Seating Chart	472	Not In Our House	237
Shen, Eugene	51	Fierce Pass Rush	238
Sheridan, William	68	Urban, Brent	239
Shutouts, All-Time	362	Urschel, John	240
Smith, Daryl	198	All-Around Man	241
Smith, Jimmy	203	Vaughn, Cassius	242
Ravens in the Red	205	Solid Scoring Defense	244
Smith, Mark	68	Ver Steeg, Craig	44
Smith, Za'Darius	267	Flacco Fast Facts	45
Smith Sr., Steve	206	Wagner, Rick	245
Sommerhof, Roy	71	Walker, Casey	247
Stadium	465	AFC North Crowns	247
Staff Assistants, 2015	52	Plenty of Points	248
Staff Directory	3	Walker, Tray	270
Staff Photos	74	Waller, Darren	273
Starters, Game-by-Game, 2014	298	Washington, Todd	46
Statistics, Cumulative, 1996-2013	377	Webb, Lardarius	249
Statistics, Defensive/Special Teams, 2014	292	Weidl, Andy	64
Statistics, Postseason, 2014	293	Weiss, Matt	47
Statistics, Preseason, 2014	294	Wilkins, Drew	51
Statistics, Regular Season, 2014	291	Williams, Brandon	254
Steele, Chad	73	Williams, Maxx	264
Suggs, Terrell	214	Success Across The Board	265
Hot off the Edge	216	Yanda, Marshal	256
Ravens Sacks Leader	217	Top 5 "O" Outputs	257
Super Bowl XXXV	329	Security Detail	259
Super Bowl XLVII	327	Young, Lonnie	65
Swayne, Harry	61	Ravens Draft Wizardry	65
Taliaferro, Lorenzo	222	Zuttah, Jeremy	260
Limiting the Errors	223		
Team Records	441		
Defeats	441		
First Downs	442		
Fumbles	446		
Interceptions	446		

WBAL 1090

NEWSRADIO

Maryland's News Now
5AM-9AM and 3PM-7PM



THE PREGAME SHOW THAT ROCKS!

SEARCH FOR A BETTER CARD NEVERMORE.



Only Ravens fans get it.

You're no ordinary fan, and you wouldn't dream of paying with an ordinary card. That's why you need the exclusive Ravens Debit Card from M&T Bank. You know it's only available at M&T Bank, so rush in today.

mtb.com/ravens
facebook.com/myravenscard

M&T Bank
Official Bank of the Baltimore Ravens